



October 15, 2018

The Honorable Gary Dahms, Chair
Commerce and Consumer Protection Finance
and Policy

The Honorable David Osmek, Chair
Energy and Utilities Finance and Policy

The Honorable Dan Sparks
Commerce and Consumer Protection Finance
and Policy

The Honorable John Marty
Energy and Utilities Finance and Policy

The Honorable Pat Garofalo, Chair
Job Growth and Energy Affordability Policy
and Finance

The Honorable Karen Clark
Job Growth and Energy Affordability Policy
and Finance

The Honorable Tim Mahoney
Job Growth and Energy Affordability Policy
and Finance

The Honorable Jean Wagenius
Job Growth and Energy Affordability Policy
and Finance

RE: Agency Activity and Expenditure Reports

VIA HAND DELIVERY

Dear Legislators:

This letter addresses the reporting requirement set forth by the Legislature in the Laws of 2017, Regular Session, Chapter 94, Article 12, Section 2 as outlined in the language below:

Sec. 2. AGENCY ACTIVITY AND EXPENDITURE REPORTS.

(a) The commissioners of employment and economic development, housing finance, labor and industry, and commerce, as well as the Public Utilities Commission, must each submit a report, as described in paragraph (b), to the chairs and ranking minority members of the house of representatives and senate committees and divisions with jurisdiction over their budget appropriations by October 15, 2018.

(b) The reports must include:

(1) the number of employees in each operational division and descriptions of the work of each employee;

October 15, 2018

Page Two

(2) a description of the responsibilities that fall under each operational division;

(3) a detailed list of the source of all revenue, including any fees, taxes, or other revenues collected, as well as details of base budgets, including all prior appropriation riders;

(4) how much of each budgetary division appropriation passes through as grants, as well as the costs related to each grant program;

(5) a detailed description of the costs related to each budgetary division, as well as the statutory authority under which those costs are allocated; and


(6) the statutory authority for all expenditures.

Attached please find the following information for the Commerce Department to meet the requirements of this legislation:

- Commerce Agency Profile and Budget Narratives for the 2020-2021 Biennial Budget.
- Report of the number of employees in each operational division and job descriptions of each employee as of October 4, 2018.
- Division summary booklet for potential employees.
- FY 2016-18 Revenue Detail Report including dedicated and non-dedicated revenue by account.
- FY2016-18 Program Expenditure Report providing spending information by program and details on grant spending.
- FY2016-18 Program Financing by Fund Report providing budget information by fund for each program.
- FY2016-18 Detailed Expenditures Report providing detailed spending information for each appropriation.
- FY2018 Legal Citations for all Appropriations Report.

If you have any questions, please do not hesitate to contact me or Tim Jahnke, Chief Financial Officer at (651) 539-1501 or Tim.Jahnke@state.mn.us.

Sincerely,



Jessica Looman
Commissioner

Enclosures

AT A GLANCE

- The Commerce Department advocates for the public interest, ensures a competitive and fair marketplace, and serves as a resource for consumers and businesses, in a number of industries.
- **320,000:** Minnesotans served by the Low-Income Home Energy Assistance Program during FFY18.
- **\$57.8 billion:** Bank and credit union assets held by 308 state chartered banks and credit unions regulated by the Department.
- **\$349 billion:** Amount of assets held by 152 Minnesota domestic insurers regulated by the Insurance Division in 2017, an 11% increase from 2015.
- **227,360:** Total active licenses issued by the Commerce Department.
- **\$249.1 million:** Total dollar value of property returned to Minnesotans through the Unclaimed Property program since FY11.
- **14,782:** Consumer inquiries and complaints addressed by the Department in 2017.
- **18,475:** Gas pumps checked for credit card skimmers by the Weights and Measures Division in FY 2018.
- **1.9:** Megawatt-hours (MWh) of electricity saved in 2015 and 2016 – the equivalent 383,641 cars removed from the road for one year – through Conservation Improvement Plans.

PURPOSE

The agency's mission is to protect the public interest; advocate for Minnesota consumers; ensure a strong, competitive and fair marketplace; strengthen the state's economic future; and serve as a trusted public resource for consumers and businesses. Commerce supports a **thriving economy that encourages business growth and employment opportunities; strong and stable families and communities; a clean, healthy environment with sustainable uses of natural resources; and provides efficient and accountable government services.**

The Commerce Department is:

- Minnesota's Insurance Department.
- Minnesota's Financial Institutions Department, overseeing all state-chartered banks and credit unions.
- Minnesota's Energy Department.

The Commerce Department is also the home to the following consumer protection and regulatory programs:

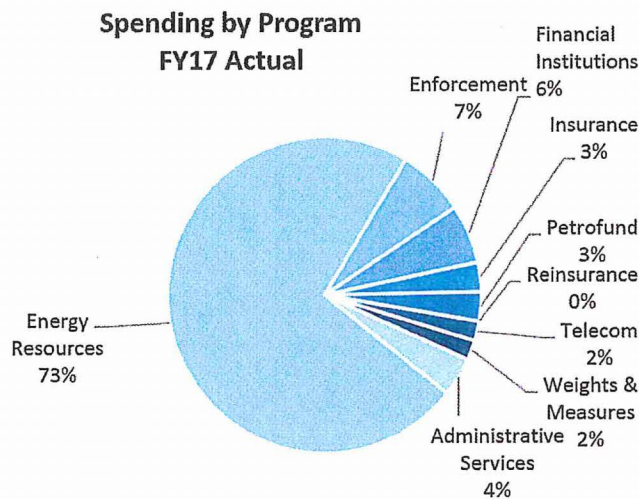
- The Consumer Services Center, where Minnesotans can call for help to understand the products and services regulated by the Department;
- Licensing and Continuing Education;
- The Low Income Heating Assistance and Weatherization Programs;
- The Petrofund, which helps Minnesotans clean up pollution on their property due to leaky underground fuel tanks;
- Enforcement;
- The Commerce Fraud Bureau;
- The State's Securities Regulator overseeing investment advisors and broker-dealers not regulated by the federal government;
- Telecommunications Regulation;
- The State's Unclaimed Property Program; and
- Weights and Measures.

In all, the Department of Commerce regulates 22 industries and licenses approximately 227,000 individuals and entities that do business in Minnesota.

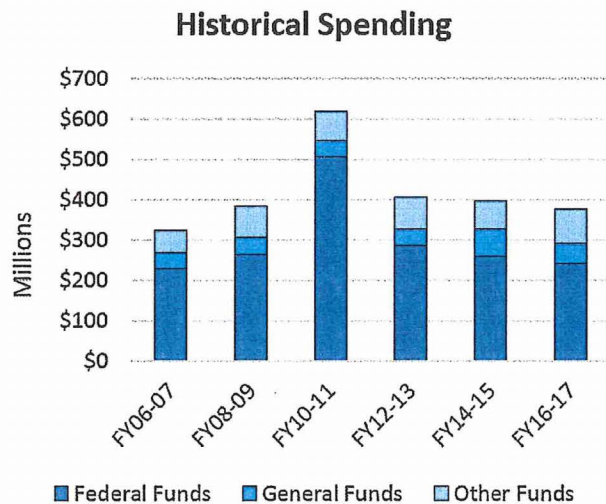
The Commerce Department provides the following statewide services:

- Ensures health, property and casualty, life, long-term care and workers compensation insurance in the state is fair and reasonable;
- Pursues civil and criminal enforcement activities to protect Minnesotans from fraudulent activities and ensure strong and stable families and communities;
- Advocates on behalf of the public interest in energy-related matters to ensure a clean, healthy environment with sustainable uses of natural resources;
- Licenses and regulates individuals and entities to ensure a thriving economy that encourages business growth and employment opportunities; and
- Responds to the needs of consumers, licensees and applicants to ensure delivery of efficient and accountable government services.

BUDGET



Source: BPAS



Source: Consolidated Fund Statement

The Commerce Department's budget is composed of General Fund appropriations, federal funds and Special Revenue funds. The largest component of the Commerce Department's budget is federal funding received as a pass-through for administering the Low-Income Home Energy Assistance and Weatherization Programs. Insurance, Telecommunications and Energy Resources assess and recover costs from regulated entities. Financial Institutions, Petrofund and Weights & Measures are funded exclusively from Special Revenue Funds. General Fund operating appropriations for the Commerce Department have remained relatively consistent over the last decade though the department has received funds for one-time purposes. The agency's FY 10-11 spending level largely reflects the impact of federal stimulus funding that passed through the Commerce Department during the economic downturn.

STRATEGIES

The Commerce Department uses targeted regulatory and consumer protection strategies to maintain a strong and competitive marketplace for Minnesota consumers and businesses. These strategies include:

Energy Resources

- Advocating on behalf of consumers and ratepayers in electric and gas utility rate proceedings.
- Promoting energy-efficient building, conservation, alternative transportation fuels and modern energy technologies.
- Overseeing conservation improvement programs operated by public, municipal and cooperative utilities.
- Administering low-income heating and weatherization assistance programs.

Enforcement

- Enforcing compliance and responsible business conduct across the agency's entire regulatory portfolio.
- Investigating civil and criminal insurance fraud.
- Serving as the agency's primary point of contact for Minnesota consumers.

Financial Institutions

- Licensing, examining and regulating state-chartered banks and credit unions, as well as non-depository institutions, to ensure that they remain safe and financially solvent.
- Registering securities sold in Minnesota as well as individuals and entities who provide investment services to Minnesotans.

Insurance

- Regulating insurance companies operating in Minnesota to ensure they remain safe and financially solvent.
- Reviewing insurance product filings to ensure that insurance products sold to Minnesotans meet state and federal requirements.

Petrofund

- Reimburses petroleum storage tank owners and operators for the cost of investigating and cleaning up petroleum tank releases.
- Contracting to remove abandoned underground petroleum storage tanks across Minnesota.

Regulatory and Administrative Services

- Licensing individuals and entities to do business in Minnesota.
- Providing unclaimed property services to Minnesotans.
- Integrating information management services and technical support for the agency.
- Agency administration including financial services, communications and human resources.

Telecommunications

- Advocating on behalf of consumers and ratepayers in proceedings relating to telecommunications and utilities.
- Promoting competition among telecommunications companies in Minnesota.

Weights & Measures

- Ensuring accuracy in all commercial transactions based on weight or measure and the consistent quality of petroleum products in Minnesota.
- Providing precision mass, temperature, density and volume measurement services to Minnesota businesses.

The primary legal authority for the Commerce Department is located in Minn. Stat. §45; the agency's authority, extends to numerous additional chapters including: 45A, 46, 47, 48, 48A, 49, 50, 51A, 52, 53, 53A, 53B, 53C, 54, 55, 56, 58, 58A, 59A, 59B, 59C, 60A, 60B, 60C, 60D, 60E, 60F, 60G, 60H, 60J, 60K, 60L, 61A, 61B, 62A, 62B, 62C, 62D, 62E, 62F, 62H, 62I, 62J, 62L, 62M, 62Q, 62R, 62S, 62U, 64B, 65A, 65B, 66A, 67A, 69, 70A, 71A, 72A, 72B, 72C, 79, 79A, 80A, 80B, 80C, 81A, 82, 82B, 82C, 83, 115C, 116J, 123B, 169, 174, 176, 214, 216A, 216B, 216C, 216E, 216F, 222, 237, 239, 272, 299F, 301, 318, 325D, 325E, 325F, 325N, 332, 332A, 332B, 334, 345, 359, 386, 462A, 465, 471, 475, 507, 510, 514, 550 and 609B.

Program: Financial Institutions Divisionmn.gov/commerce/industries/financial-institutions/**AT A GLANCE**

- The Financial Institutions Division regulates state-chartered banks, state-chartered credit unions, non-depository institutions and Minnesota registered securities professionals.
- **236:** State-chartered banks in Minnesota.
- **165:** Number of Minnesota's state-chartered banks located in Greater Minnesota.
- **72:** State-chartered credit unions in Minnesota.
- **6,154:** Licensed non-depository entities and individuals in Minnesota.
- **2,117:** State-registered Investment Adviser and Broker Dealer firms in Minnesota.
- **\$9.6 billion:** Securities assets under management regulated by the Department.

PURPOSE

The Commerce Department's Financial Institutions Division is responsible for licensing and regulating businesses that provide financial products and services to Minnesotans. These include banks, trust companies, credit unions, certificate investment companies, thrift companies, consumer credit companies, debt management companies, debt settlement companies, mortgage companies, currency exchanges, payday lenders, money transmitters, and state registered investment advisers and broker dealers. The Division serves all Minnesota consumers and businesses that rely on these regulated businesses for financial products and services.

The Division conducts periodic on-site examinations, as well as ongoing monitoring, to ensure that financial institutions are safe and sound and comply with applicable state and federal laws. The Division's on-site examinations focus on various financial factors, including loan portfolios and overall asset quality.

The Financial Institutions Division is self-funded through assessments and hourly examination fees charged to the industries it examines. These charges are deposited into the Financial Institutions Special Revenue Account. The Division also receives a small appropriation from the General Fund and provides the General Fund non-dedicated revenue from license and renewal fees charged to all regulated financial institutions. The Securities Unit receives a General Fund appropriation.

SERVICES PROVIDED

- Chartering and conducting on-site examinations at all state-chartered banks, trust companies, credit unions and the nation's only certificate investment company on a 12- to 24-month cycle.
- Licensing Minnesota's non-depository financial services, including the mortgage industry, consumer credit companies, currency exchanges, payday lenders, money transmitters and debt service providers through participation in the Nationwide Multistate Licensing System & Registry (NMLS).
- Registering broker deal firms and state-based investment adviser firms.
- Conducting on-site investment adviser, mortgage company and money transmitter examinations.
- Minimizing the impact on Minnesotans in the event of a financial institution failure through timely and adequate intervention procedures.
- Collaborating with the Federal Deposit Insurance Corporation, the Federal Reserve Bank, and the National Credit Union Administration to conduct joint examinations of state-charted banks and credit unions and share findings.
- Participating in joint multi-state examinations of interstate investment advisers, mortgage and money transmission companies.

- Maintaining accreditation with the Conference of State Bank Supervisors and the National Association of State Credit Union Supervisors.
- Engaging in outreach activities to promote financial literacy among all Minnesotans and collaborating with state-chartered financial institutions to protect seniors and vulnerable adults from fraud.

RESULTS

<i>Type of Measure</i>	<i>Name of Measure</i>	<i>Previous</i>	<i>Current</i>	<i>Dates</i>
Results	Complete financial examinations for state-chartered banks and credit unions within the 12-24 month time frame	100%	100%	CY2017 and CY2018
Quality	Act on company licensing applications and corporate amendment applications on a timely basis	60 days	60 days	CY2017 and CY2018
Quantity	Number of banks on the troubled bank monitoring list ⁽¹⁾	12	9	CY2017 and CY2018
Results	Increase number of licensed programs types utilizing NMLS ⁽²⁾	17	18	CY2017 and CY2018
Quantity	Investment adviser representative registrations	10,639	11,878	CY2015 and CY2018
Quantity	Broker dealer agent registrations	140,242	153,615	CY2015 and CY2018

Performance Measures Notes:

1. As of 6/30/2018, there are nine banks on the problem bank-monitoring list. This is down from a high of 111 in 2010.
2. This performance measure tracks the Division's progress towards achievement of a long-term goal to move all non-depository institutions to the same electronic licensing platform, the Nationwide Multistate Licensing System & Registry

Statutory Authority: The Department's authority is located in Chapters: 45A, 46, 47, 48, 48A, 49, 50, 51A, 52, 53, 53A, 53B, 53C, 54, 55, 56, 58, 59A, 216C, 332, 332A, 332B, 334, 80, 80A.

Program: Petroleum Tank Release Cleanup Fund (Petrofund)

mn.gov/commerce/industries/fuel/petrofund

AT A GLANCE

- **\$450 million:** Approximate amount of reimbursement paid out to eligible applicants since 1987.
- **13,000:** Approximate number of leak sites that have received funding for corrective actions since 1987.
- **490:** Underground petroleum storage tanks removed from approximately 325 properties since 2004.

PURPOSE

Created in 1987, the Petroleum Tank Release Cleanup Fund (Petrofund) contributes to a cleaner environment and helps to prevent the pollution of Minnesota's soil and water by providing eligible applicants with reimbursement for a portion of their costs to investigate and clean up contamination from leaking petroleum storage tanks.

SERVICES PROVIDED

- Helps applicants with the costs to investigate and clean up contaminated soil and water from leaking petroleum storage tanks in the most cost-effective manner possible;
- Contracts for the removal of abandoned underground petroleum storage tanks;
- Recovers costs from responsible persons for investigation and cleanup work performed by the Minnesota Pollution Control Agency (MPCA) when the responsible persons are unwilling or unable to complete statutorily-required corrective actions;
- Provides funding to the MPCA for administration of the Petroleum Remediation, Tank Compliance and Assistance, and Emergency Response programs, mainly to pay for state-financed investigation and cleanup projects where no viable responsible person is available; and
- Annually approves the use of funds by the Minnesota Department of Employment and Economic Development (DEED) for the administration of the Contamination Cleanup and Investigation Grant Program.

The Petrofund is primarily funded by the Petroleum Tank Release Cleanup Fee. The fee is charged on wholesale petroleum products and is paid at a rate of \$20 per 1,000 gallons (commonly referred to as \$.02 per gallon) by the first licensed distributor receiving the product in the state. The fee is imposed for a four-month time period whenever the Program's fund balance drops below \$4 million and authorization has been given by the five-member Petroleum Tank Release Compensation Board. Investment earnings on the Petrofund's cash balance generate additional revenue.

RESULTS

<i>Type of Measure</i>	<i>Name of Measure</i>	<i>Previous</i>	<i>Current</i>	<i>Dates</i>
Quality	Review of reimbursement applications within 60- and 120-day statutory deadlines in order to assure timely payment of investigation and cleanup costs incurred by applicants.	All initial applications reviewed within 51 days and all supplemental applications within 73 days	All initial and supplemental applications reviewed within 34 days	FY2017 and FY2018

<i>Type of Measure</i>	<i>Name of Measure</i>	<i>Previous</i>	<i>Current</i>	<i>Dates</i>
Quantity	Removal of abandoned underground petroleum storage tanks in order to identify and prevent old tanks from leaking and contaminating soil and groundwater.	29 tanks removed at 24 sites	21 tanks removed at 20 sites	FY2017 and FY2018
Quantity	Protect human health and the environment by reimbursing eligible applicants for a portion of their costs to investigate and clean up contamination from leaking petroleum storage tanks across the state.	\$4.2 million reimbursed to approximately 300 applicants	\$4.7 million reimbursed to approximately 300 applicants	FY2017 and FY2018

Performance Measure Notes:

1. When a Petrofund applicant incurs costs, they can either submit all costs in one application or request reimbursement in multiple applications. Initial applications must be reviewed within 60 days. All subsequent applications must be reviewed within 120 days.
2. The application review data compares the application queue as of July 2017 (previous) and July 2018 (current). The application queue is mainly driven by the number of reimbursement applications received.
3. The abandoned tank removal data compares the number of tanks removed in Fiscal Year 2017 (previous) to the number removed in Fiscal Year 2018 (current). The number of tanks removed is contingent on the number of applications received and the staff resources available to manage the tank removal projects.

Statutory Authority: The Petrofund program's legal authority is found in Chapter 115C.

Program: Regulatory and Administrative Services Division

mn.gov/commerce/

AT A GLANCE

- **227,360:** Number of active licenses issued by the Commerce Department's Licensing Unit to individual Minnesotans and businesses.
- **32,714:** Total Unclaimed Property claims paid in FY17-18.
- **\$249.1 Million:** Total dollar value of property returned to Unclaimed Property claimants since FY11.
- **98:** Senior fraud prevention outreach and trainings held across Minnesota from November 2017 through July 2018.
- **27,944:** Hang up On Fraud toolkits distributed to Minnesota seniors and caregivers from November 2017 through July 2018.
- **99.4:** Percentage of invoices processed by Financial Services within 30 days.
- **9:** Career and job fairs attended in FY17-18 by Human Resources staff.

PURPOSE

The Department of Commerce's Regulatory and Administrative Services Division includes two units. The Regulatory Services unit oversees the licensing and unclaimed property programs in the Department. Administrative Services unit includes core agency functions like Communications, Government Affairs, Financial Services and Human Resources.

The Regulatory and Administrative Services Division is funded through a General Fund appropriation.

SERVICES PROVIDED

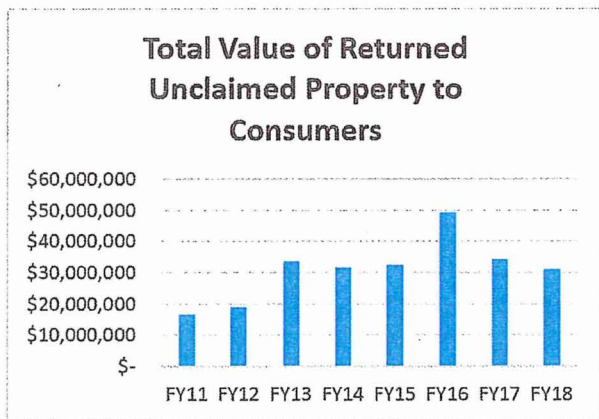
Regulatory Services

- **Licensing**
 - Administers application and renewal programs for 30 different professional license including of insurance agents and adjusters, real estate salespersons and brokers, appraisers, collection agencies and debt collectors and others seeking to do business across the state.
 - Provides licensing oversight for over 220,000 individuals and companies that do business in Minnesota.
 - Approves applications for pre-license and continuing education courses, maintains experience requirement standards and assists regulated entities in their ongoing efforts to better serve their clients.
 - Answers consumer inquiries regarding commerce-administered professional licenses.
- **Unclaimed Property**
 - Serves as a "lost and found" for financial assets belonging to current and former residents of Minnesota.
 - Safeguards, maintains, and seeks to return to owners, the approximately \$800 Million in abandoned property held by the state.
 - Takes in unclaimed property from companies (or "holders") with a statutory obligation to report property to the state once the property owner has not been located after a specific period of time.
 - Answers consumer inquiries regarding unclaimed property claims.


Administrative Services

- **Communications**
 - Provides information about consumer protection topics and Commerce services to the public and licensees through traditional media, online communications and outreach activities.
 - Maintains the Commerce website, which had 2,199,118 page views in FY18.
- **Government Affairs**
 - Leads policy development and advocacy for the agency.
 - Oversees constituent services responses for consumers who contact the agency via elected officials.
- **Financial Services**
 - Manages day-to-day office, financial and human resources operations.
 - Provides information management services and technical support including data processing, budget implementation, payroll and facilities management.
- **Human Resources**
 - Conducts policy administration, staffing, recruitment, workforce planning, labor relations, benefits administration and other functions for the agency and its staff.
 - Spearheads Departmental efforts to increase diversity and inclusion within the organization including developing pipelines and community partnerships, increased employee engagement, improved onboarding processes, new recruiting efforts at statewide career fairs and expanded advertisement of career opportunities in diverse mediums.

RESULTS

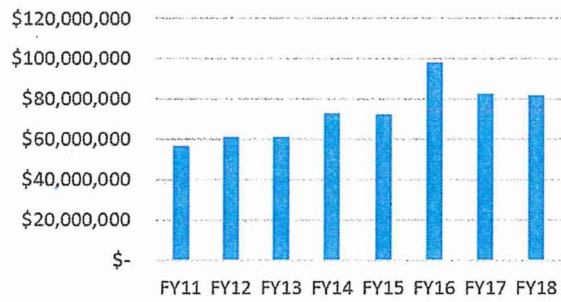


In FY18, \$31.1 million in unclaimed property was returned to consumers.



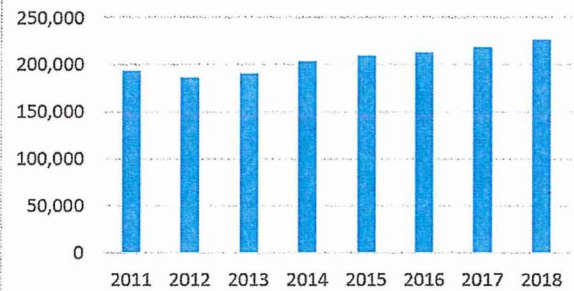
In FY18, 17,505 unclaimed property claims were paid.

**Total Unclaimed Property
Amount Remitted to the State**



In FY18, \$81.76 million in unclaimed property was remitted to the State.

**Total Licenses Administered by
Commerce**



In FY18, there were 227,360 active licenses issued by the Licensing Unit.

Statutory Authority: While many of the categories of licensure administered by the division have their own statutory citations, the Department's authority is located in Chapter 45 and 345.

Program: Enforcement Division

mn.gov/commerce/consumers/file-a-complaint/

AT A GLANCE

In 2017, the Enforcement Division:

- **\$4.4 million:** Recovered for Minnesota consumers through administrative action.
- **\$8.3 million:** Civil penalties assessed by the Enforcement Division.
- **14,782:** Questions, concerns and complaints received by the Enforcement Division.
- **4,922:** Investigations opened.
- **443:** Number of enforcement actions taken.
- **2,476:** Reports of suspected insurance fraud.
- **\$3.98 million:** Amount of grants issued by the Commerce Fraud Bureau to local law enforcement agencies throughout Minnesota through the Auto Theft Prevention Program.
- **\$163.5 million:** Total economic impact of Commerce Fraud Bureau investigations that resulted in prosecutions.

PURPOSE

The mission of the Commerce Department's Enforcement Division is to protect consumers by monitoring conduct and investigating complaints related to unfair, deceptive, or fraudulent practices.

The Commerce Department regulates 22 industries in Minnesota, covering a large portion of the economic activity in the state. These industries include insurance, securities, financial institutions, real estate and collection agencies. The Enforcement Division works to ensure that businesses in these regulated industries operate in compliance with Minnesota law.

The Division performs audits and examinations of regulated businesses, responds to complaints and conducts investigations of suspected illegal activity. When the Division uncovers illegal activity, it can initiate administrative action or, where appropriate, collaborate with local law enforcement, county prosecutors, and the United States Attorney's Office to pursue criminal charges.

The Civil Investigations Unit and Consumer Services Center are funded through General Fund appropriations. The Commerce Fraud Bureau is funded through an assessment of insurance companies doing business in Minnesota and a special revenue fund appropriation from the Auto Theft Prevention Account.

SERVICES PROVIDED

Civil Investigations

- Conduct civil investigations, audits, and market conduct examinations to determine if laws under Commerce's jurisdiction have been violated, while providing due process during the resolution of any alleged violations.
- Regulate business activity to ensure compliance, responsible business conduct, and a fair and consistent regulatory environment for businesses and consumers.
- Engage in outreach activities to inform, educate, and obtain feedback from Minnesota consumers and businesses.
- Work with industry to increase the transparency and efficiency of the insurance examination process.

- During 2017, Commerce's insurance market conduct examinations resulted in the imposition of \$5.08 million in civil penalties.

Commerce Fraud Bureau

- Undertake criminal investigations related to insurance fraud and other related criminal activities.
- Review notices and reports of insurance fraud submitted by insurers, their employees, and agents or producers, as well as notifications or complaints of suspected insurance fraud generated by other law enforcement agencies, state or federal government units or the public.
- During 2017, the Fraud Bureau initiated investigations into 2,476 cases, representing an 11% increase over the 2,227 investigations conducted in 2016.
 - These investigations resulted in prosecutions of individuals who were responsible for committing crimes with an economic impact of more than \$163.5 million to Minnesotans.
- Administer the Auto Theft Prevention Account and grant program which partners with local law enforcement to reduce the incidence of auto theft across Minnesota.

Consumer Services Center

- Provide services to consumers who have inquires or complaints about Commerce regulated industries and licensees.
- Responded to 13,220 consumer phone calls in 2017.
- Help victims of financial exploitation and fraud.
- Mediate disputes between consumers and insurance companies.
- Investigate complaints about improper claims practices.
- Provide outreach and education to consumers about Commerce regulated industries.

RESULTS

<i>Type of Measure</i>	<i>Name of Measure</i>	<i>Previous</i>	<i>Current</i>	<i>Years</i>
Quantity	Civil Investigations Initiated	4,669	4,922	FY2016 and FY2017
Quantity	Criminal Investigations Initiated	2,227	2,476	FY2016 and FY2017
Results	Civil Administrative Actions Taken	513	443	FY2016 and FY2017
Results	Civil Penalties Assessed	\$13 million	\$8.3 million	FY2016 and FY2017

Statutory Authority: The Department's authority is located in Chapters: 45, 60A, 65B.

Program: Division of Energy Resources (DER)

mn.gov/commerce/industries/energy/

AT A GLANCE

- **320,000:** Number of Minnesotans served through the Low-Income Home Energy Assistance Program (LIHEAP) in Federal FY2018.
- **\$275 million:** Amount utility ratepayers saved due to Commerce's advocacy at the Public Utilities Commission in 2017.
- **500,000:** Number of Minnesotans who received energy-related information through phone, email, web visits, brochures and the Energy Home State Fair exhibit in 2017.
- **180:** Electric and natural gas utility Conservation Improvement Plans (CIP) reviewed and approved resulting in over 1.9 million megawatt-hours (MWh) and 6.6 million thousand cubic feet saved in 2015 and 2016 (the equivalent of removing 383,641 cars from the road for one year).
- **11:** Environmental reviews and technical support for large energy facility projects, including eight wind projects, two pipeline projects and one high-voltage transmission line in 2017.
- **860:** Megawatts of solar installed in Minnesota as of June 2018.
- **7:** Communities in Minnesota recognized at the 2018 Clean Energy Community Awards.

PURPOSE

The Division of Energy Resources (DER) represents the public interest while ensuring a clean, healthy environment with sustainable uses of natural resources. The Division of Energy Resources:

- Ensures Minnesota's energy system supports a strong economy, job creation, and healthy environment.
- Improves existing energy infrastructure while protecting ratepayers.
- Advances Minnesota's leadership in energy efficiency.
- Expands Minnesota's renewable energy potential and energy business activity.
- Assists low-income Minnesotans through financial assistance and energy conservation measures.
- Ensures sufficient, reliable energy at reasonable costs.

The Division of Energy Resources is funded primarily through federal grants. The Division also receives a general fund appropriation, which is recovered through an assessment on utilities. Additional funding is assessed to utilities and paid directly to the Department of Commerce.

SERVICES PROVIDED

The Division of Energy Resources provides the following services to support Minnesota's energy consumers:

State Energy Office

- Provides renewable energy financing and technical assistance and energy efficiency to the public sector.
 - Completed 109 Sustainable Building 2030 projects with a reduction of 216,000 tons of CO₂ (equivalent to removing over 46,000 passenger vehicles annually).
 - Administer the Guaranteed Energy Savings Program (GESp) allowing state agencies, colleges, and cities to implement major energy-saving projects. Current GESp projects are saving state and local governments and colleges \$800,000 annually.
- Oversees the State's Conservation Improvement Programs (CIP) to assure that utility consumers receive a comprehensive suite of energy efficiency and conservation assistance.
 - CIP helps support and grow over 49,361 energy efficiency jobs in Minnesota.

- Since 2006, CIP programs have reduced CO2 emissions by over 8 million tons, the equivalent of removing over 1.7 million passenger vehicles from the road for one year.
- Monitors energy supplies serving the state to assure Minnesota residences and businesses have reliable electricity service.
- Serves as an information resource to Minnesota consumers and businesses on clean energy programs and actions they can take to reduce energy use.
- Provides technical and financial resources to ensure energy efficiency and renewable energy projects are cost effective and soundly engineered for consumers, local units of government and state agencies.
 - Leverages nearly \$20 million in revolving loan programs for energy efficiency projects serving residential, business, nonprofit and other public sectors.
- Pursues public-private partnerships to deploy new clean energy technologies and bring new venture capital opportunities for Minnesota's businesses.
 - From 2013-2017, solar jobs in Minnesota increased from 814 to 4,256, a 523% increase.
 - Minnesota added 467 MW of solar capacity in 2017, up from 246 MW in 2016.

Low-Income Heating Assistance and Weatherization Assistance Program

- Administers \$117 million in the Low-Income Home Energy Assistance Program serving 320,000 Minnesotans in Federal FY2018.
- Serves on average 1,700 households annually in the Weatherization Assistance Program providing income-eligible homeowners and renters' energy savings and healthy and safe homes.

Regulatory Services:

- Advocates for the public interest in proceedings before the Public Utilities Commission (PUC), including rate cases, resource plans, and certificates of need, and advocates on behalf of Minnesota ratepayers in regional and federal matters.
- Conducts environmental review and provides technical expertise and assistance to the PUC for large energy projects in Minnesota.

RESULTS

<i>Type of Measure</i>	<i>Name of Measure</i>	<i>Previous</i>	<i>Current</i>	<i>Dates</i>
Results	Energy savings goals in CIP* (Natural Gas/Electric percentages)	Electric Utility Savings: 1.7% Natural Gas Utility Savings: 1.0%	Electric Utility Savings: 1.7% Natural Gas Utility Savings: 1.1%	CY2015 and CY2016
Results	Renewable Energy Standard of 25% of energy comes from renewable sources by 2025**	Xcel Energy: 18% Other electric utilities: 12%	Xcel Energy: 25% Other electric utilities: 17%	CY2015 and CY2017
Results	Percent of wind projects in compliance with permit conditions	80%	85%	CY2016 and CY2017

<i>Type of Measure</i>	<i>Name of Measure</i>	<i>Previous</i>	<i>Current</i>	<i>Dates</i>
Quantity	Number of households served by low-income heating (LIHEAP) and weatherization (WAP) programs	LIHEAP: 126,100 WAP: 1,790	LIHEAP: 126,500 WAP: 1,810	LIHEAP: CY2017 and CY2018 WAP: Program CY 2016 and CY2017
Results	Amount of solar Minnesota utilities developed toward the 1.5% Solar Energy Standard by 2020.	185 MW	505 MW	CY2016 and CY2017

* (Energy savings goal is outlined in Minn. Stat. § 216B.241, subd. 1c.)

** (Minn. Stat. § 216B.1691 requires Xcel to meet the higher goal; the lower is for all other utilities)

Statutory Authority: The Department's authority is located in Chapters: 16B, 16C, 116J, 216A, 216B, 216C, 216E, 216G, 272.

Program: Telecommunicationsmn.gov/commerce/industries/telecom/**AT A GLANCE**

- **2.25 million:** Residential and business wireline telephones serving Minnesotans, including reliable and vital 911 services.
- **571:** Opened investigations and dockets in 2017.
- **439:** Number of new Telephone Equipment Distribution Program participants in 2017.

PURPOSE

The Telecommunications Unit serves the public as a state regulator of the telecommunications industry. The Unit provides the Public Utilities Commission (PUC) and the legislature with appropriate information and policy alternatives that are responsive to rapidly changing market conditions, including the transition to internet protocol technology.

The Telecommunications Unit reviews filings made with the PUC by telecommunications companies in compliance with state statutes, PUC orders, and state and federal regulations. It investigates complaints from the public, local governments and telecommunications companies about illegal, unfair, or anti-competitive practices and takes action to enforce state and federal statutes and regulations. The unit ensures that consumers are protected in the transition from legacy technologies to voice over internet protocol (VoIP) service.

The unit also administers the Telecommunications Access Minnesota (TAM) program, which delivers free services to persons with hearing, speech, or physical disabilities through the Minnesota Relay, and funds the Telephone Equipment Distribution (TED) Program, which provides specialized telecommunications equipment to Minnesotans.

Most of the functions of the unit are funded by an assessment on regulated telecommunications companies. The TAM program is funded by a fee imposed on consumers, collected by regulated telecommunications companies, wireless companies, and point of sale retail outlets selling prepaid wireless services.

SERVICES PROVIDED

- Advocate on behalf of the public interest for statewide telecommunications policies that promote high quality, affordable telecommunications network in Minnesota.
- Enforce Minnesota and Federal laws and rules of the PUC and the Federal Communications Commission.
- Investigate company filings and telecommunications matters for compliance with Minnesota requirements.
- Administrative review of licensing requests, service quality, pricing of services, and the competitive practices of telecommunications companies.
- Encourage deployment of infrastructure for improved voice, video, and data transmission, while protecting consumers from being left behind as new technologies are employed by the regulated industry, including VoIP service offerings.
- Provide Minnesotans a venue to resolve telecommunications complaints relating to service in rural areas, service outages, excessive fees and critical 911 service.

RESULTS

The Telecommunications Unit measures success by the extent to which all Minnesota citizens have access to high-quality, affordable telecommunications services, regardless of technology. The impact of the unit's activities is reflected in the availability of competitive alternatives and continued service to those areas in Minnesota with a single provider, including reliable and vital 911 services.

<i>Type of Measure</i>	<i>Name of Measure</i>	<i>Previous</i>	<i>Current</i>	<i>Dates</i>
Quality	Telecommunications Penetration			CY2015 and CY 2016
	- Wireline Residential	1,173,000	1,109,000	
	- Wireline Business	1,111,000	1,142,000	
	- Wireless	5,761,000	5,854,000	
Quantity	Number of new Telephone Equipment Distribution Program participants	547	439	CY2016 and FY2017
Quantity	Number of Minnesota Relay conversation minutes used	1,067,849	924,652	CY2016 and CY2017

Statutory Authority: The Department's authority to regulate telecommunications providers is located in Chapter 237.

Program: Weights & Measures

mn.gov/commerce/industries/fuel/

AT A GLANCE

FY18 Weights & Measures performance by the numbers:

- 36,555: Fuel and diesel meters tested at gas stations, bulk plants and terminals.
- 6,082: Grocery, food and hardware scales tested.
- 8,472: Fuel tank inspections completed.
- 2,061: Gas Stations checked for advertising, signs, and labeling.
- 18,475: Credit card readers inspected for skimmers.
- 15,982: Objects calibrated in metrology laboratory.
- 2,408: Shipping, precious metal, and other commercial industrial scales tested.
- 4,199: Vehicle, track, hopper and other heavy capacity scales tested.

PURPOSE

The Weights & Measures Division protects Minnesota's commercial markets by promoting and ensuring equity, accuracy and quality of goods and fuels by:

- Providing Minnesota businesses with precision measurement services and certifying registered service agents for businesses and individuals.
- Supporting key Minnesota industries through testing lumber and agricultural scales, certifying the test chains used to calibrate taconite scales, and enforcing the biodiesel and biofuel content mandates.
- Protecting consumers to ensure they get what they pay for and weighing and measuring devices do not allow for fraud.
- Protecting the health and safety of Minnesota citizens and the environment by checking for leaks and working safety equipment on fuel dispensers.

Weights & Measures receives \$0.89 of the \$1.00 Petroleum Inspection Fee, which is collected from the first licensed distributor on every 1,000 gallons of petroleum products received and sold in Minnesota.

SERVICES PROVIDED

Weights & Measures provides five services to promote an equitable marketplace, free from fraud, which contributes to a healthy, safe environment for all citizens:

- The metrology laboratory maintains National Institute of Standards and Technology (NIST) recognition and National Voluntary Laboratory Accreditation Program (NVLAP) accreditation; and ensures accuracy in basic physical measurement by maintaining the state standards for mass, length, volume, temperature, and density; and by offering precision calibration services to businesses and individuals.
- Investigators enforce Minnesota statutes and rule to prevent fraud and ensure the accuracy and safety of fuel pumps; meters used at terminals, refineries and airports; grocery scales; prepackaged commodities; livestock, railway track, grain and fertilizer scales; precious metals scales; and other commercial weighing and measuring devices.
- The Petroleum lab and light duty investigators partner to ensure fuel quality, protect the environment, and enforce statutory biofuel mandates through records audits, routine sampling, complaint investigation, and fuel testing to ASTM quality standards and volatility and sulfur standards.

- Test and monitor the competency and performance of registered service technicians and private liquefied petroleum gas inspectors who install and repair commercial weighing and measuring devices in Minnesota.
- Engage in regional, national and international standard-setting organizations like the Central Weights and Measures Association (CWMA), the National Conference on Weights & Measures (NCWM), ASTM International and the National Conference of Standards Laboratories International (NCSLI) to ensure Minnesota stays current on the latest developments in fuel and metrology testing and regulation.

RESULTS

In FY 2017-18, the Weights & Measures Division saw inspection and audit activity rates rise 24% over the previous biennium. Fuel tax sticker inspections account for 6% of the additional inspections performed. The other 18% increase is due to increased efficiency on the part of inspectors. Inspection intervals at current productions levels are approximately 2 years.

<i>Type of Measure</i>	<i>Name of Measure</i>	<i>Previous</i>	<i>Current</i>	<i>Dates</i>
Quantity	Number of samples, devices, audits and package lots checked annually	68,761	85,341	FY2015-16 and FY2017-18
Results	Percent of samples, devices, audits and packages approved without need for corrections by Weights and Measures for sale in Minnesota	80.7%	77.9%	FY2015-16 and FY2017-18
Results	Percent of samples, devices, audits and packages removed from marketplace	3.2%	7.8%	FY2015-16 and FY2017-18
Results	Percent of devices, audits and packages corrected because of W&M inspections	19.0%	14.3%	FY2015-16 and FY2017-18

Statutory Authority: The Department's authority is located in Chapter 239.

Program: Insurance Division

mn.gov/commerce/industries/insurance/

AT A GLANCE

- **\$349 billion:** Amount of assets held by Minnesota domestic insurers regulated by the Insurance Division in 2017, an 11% increase from 2015.
- **152:** Domestic insurance companies located in Minnesota.
- **\$314.6 million:** Projected amount of federal funding expected to support premium rate relief for the 2018 and 2019 Minnesota individual health insurance markets.
- **3,801:** Policy rate and form filings reviewed in 2017 in the life insurance, annuity, health insurance, property & casualty insurance, and workers compensation lines of business.
- **20:** Domestic insurance companies examined in 2017.
- **36:** Certificates granted, authorizing increased competition and providing additional capacity in the insurance marketplace.
- **2017:** The Division was reaccredited by the National Association of Insurance Commissioners for an additional five years. Accreditation allows other states to rely on the Department's review and examination of domestic insurers, reducing cost and administrative burden for Minnesota insurers.

PURPOSE

The mission of the Department of Commerce's Insurance Division is to ensure that insurance companies licensed to do business in Minnesota are financially sound, offer insurance products that are fair with actuarially-reasonable rates, and inform and respond to the insurance needs of the residents and businesses of Minnesota.

Minnesota has the tenth largest insurance industry in the United States with over 152 domestic insurance companies and 1,305 foreign (out-of-state) companies. Insurance companies in Minnesota have over \$42 million in written premium which ranks 16th in the nation.

The Insurance Division's work consists of actuarial review, financial analysis, examinations, licensing and insurance product form and rate filing for health, property and casualty, and life insurance. This work is completed for all insurance types including: health, automobile, homeowner, farm, flood, crop, life, long-term care, workers compensation and more.

This work of the Insurance Division is funded through a General Fund appropriation and the Special Revenue Fund for Insurance Examinations. Revenues generated from the division's work consist of examination fees, desk audit fees, registration and filing fees, and transaction fees.

SERVICES PROVIDED

- The Insurance Division evaluates insurance policies and rates, ensures fairness in rates and compliance with Minnesota statutes and licenses to protect Minnesotans.
- The Insurance Division examines and regulates insurance companies, including two with over \$100 billion in assets, to ensure they are safe and financially solvent now and in the future.
- The Insurance Division serves Minnesota consumers and businesses that rely on insurance companies for financial products and services, the Minnesota insurance industry, other state insurance regulators, the legislature, and other state agencies.

The work of the Insurance Division is divided into the following categories:

- **Actuarial** – applies asset-liability and principle-based reserving modeling to verify the adequacy of insurance company reserves and capital over a range of economic scenarios, and reviews pricing models to ensure rates are adequate, not excessive, fair, non-discriminatory, and equitable;
- **Financial Analysis** – evaluates information and develops a financial profile of domestic and foreign insurance companies doing business in Minnesota, based on statutorily required financial and regulatory reports;
- **Examinations** – conducts on-site examinations of each Minnesota-domiciled insurer at least once every five years. Examiners review insurance company books and records at the company headquarters, conduct a risk-focused examination per national requirements, make recommendations for insurer improvement, and prepare examination reports;
- **Licensing** – approves insurance company applications for insurers who want to operate in the state and/or want to write additional lines of business and approves or denies those applications based on standards of compliance and financial strength; and
- **Insurance Product Form and Rate Filings** – reviews insurance form and rate submissions for compliance with Minnesota statutes to ensure Minnesotans are protected from false and deceptive products, as well as review the financial condition of companies that self-insure.

RESULTS

<i>Type of Measure</i>	<i>Name of Measure</i>	<i>Previous</i>	<i>Current</i>	<i>Dates</i>
Quantity	Policy Form and Rate Review	4,093 filings reviewed	3,801 filings reviewed	FY2017 and FY2018
Quality	Turnaround time from filing to disposition, – Property & Casualty, including Workers Compensation forms and rates – target: 40 days	41.4 days	21.3 days	FY2017 and FY2018
Quality	Turnaround time from filing to disposition, Life, Annuity & Health forms and rates – target: 40 days	34.5 days	34.8 days	FY2017 and FY2018
Quantity	Financial Examinations of insurers completed within the required time frame	16	20	FY2017 and FY2018
Quantity	Financial Analysis of insurers completed within the required time frame	74	69	FY2017 and FY2018
Results	Percentage of Financial Examinations and Financial Analysis of insurers completed within the required time frame	100%	100%	FY2017 and FY2018

Performance Measure Notes:

1. Review of forms in a timely manner allows new, innovative products to be offered to Minnesotans commensurate with the rollout in other states.
2. Financial examinations are on a regular schedule and are completed on individual insurance companies. Examinations are completed every three years for Health Maintenance Organizations on behalf of the Department of Health and every five years for indemnity insurers. The National Association of Insurance Commissioners requires examinations to be completed within 18 months of the as-of date, with extensions granted in special circumstances. Financial Analysis is performed on a quarterly basis for 69 insurance entities.

Statutory Authority: The Department's authority is located in Chapters: 59A, 59B, 59C, 60A, 60B, 60C, 60D, 60E, 60F, 60G, 60H, 60J, 60K, 60L, 61A, 61B, 62A, 62B, 62C, 62D, 62E, 62F, 62H, 62I, 62J, 62L, 62M, 62Q, 62R, 62S, 62U, 64B, 65A, 65B, 66A, 67A, 69, 70A, 71A, 72A, 72B, 72C, 79, 79A.

Program: Minnesota Premium Security Planmn.gov/commerce/**AT A GLANCE**

- **\$271 Million:** The total annual size of the Minnesota Premium Security Plan program.
- **\$130.7 Million:** Amount of federal funding made available to the state for plan year 2018.
- **\$183.9 Million:** Estimated amount of federal funding federal regulators project Minnesota will receive for plan year 2019.
- **20 Percent:** The average reduction in health insurance rates from where they otherwise would be absent the existence of the Minnesota Premium Security Plan program.
- **June 30, 2021:** Date under current law by which unexpended state funds appropriated for the Minnesota Premium Security Plan program must be returned to the Health Care Access Fund.

PURPOSE

Administered by the Minnesota Comprehensive Health Association (MCHA), the Minnesota Premium Security Program (MPSP) was created by the legislature in 2017 to provide reinsurance payments to health insurers to help offset the costs of high claims in the state's individual health insurance market.

Approximately 160,000 Minnesotans receive their health insurance through the individual market. The purpose of the MPSP reinsurance program is to reduce premiums and promote affordable health insurance for Minnesotans in the individual market.

Expenditures for the MPSP are for grants to MCHA for administrative costs related to the start-up and operations of the program, and reinsurance payments to health insurers. State law limits these payments to \$271 million per year in 2018 and 2019. Payments for 2018 are expected to be made after July 1, 2019 and no later than August 15, 2019. Any state funds not used by the program by June 20, 2021 will be cancelled and returned to the Health Care Access Fund.

SERVICES PROVIDED

The Commerce Department serves as the fiscal agent for appropriations directed to the MPSP.

In October 2017, the Commerce Department obtained approval of a Federal 1332 Waiver that authorized the program's operation under the Affordable Care Act (ACA). Commerce is the state's reporting agent to the federal government on the federal funds provided to the program.

Commerce provides state oversight of the program and is responsible for approving the MPSP program parameters on an annual basis.

RESULTS

The MPSP has had a stabilizing effect on Minnesota's individual health insurance market rates, which are what people pay for their health insurance premiums. This effect can be measured by examining health insurer's 2018 final rates and 2019 proposed rates:

2018 Final Individual Market Rates	
Company	2018 Average Change in premium from previous year.
Blue Plus	+2.80%
Group Health	-7.50%
Medica Insurance Company	-0.40%
PreferredOne Insurance Company	-38.00%
UCare	-13.30%

2019 Proposed Individual Market Rates	
Company	2019 Average Change in premium from previous year (as calculated by each insurer)
Blue Plus	-11.80%
Group Health	-7.40%
Medica Insurance Company	-12.40%
PreferredOne Insurance Company	-3.00%
UCare	-7.00%

Statutory Authority: The authority for this program is located in Minnesota Session Law 2017, Chapter 13 and Special Session 1, Chapter 6, Article 5, Section 10.

Minnesota Department of Commerce

Data provided in accordance with:
Laws 2017, chapter 94, Article 12, Section 2 (b) (1)

Division	Unit	Job Description
Administration	Administrative Services	Admin Svcs Dir
Administration	Financial Services	Accounting Officer Inter
Administration	Financial Services	Accounting Officer Inter
Administration	Financial Services	Accounting Officer Principal
Administration	Financial Services	Accounting Officer Principal
Administration	Financial Services	Accounting Technician
Administration	Financial Services	Accounting Technician
Administration	Financial Services	Buyer 1
Administration	Financial Services	Cashier
Administration	Financial Services	Financial Services Director
Administration	Financial Services	Management Analyst 3
Administration	Petro Fund	Engineering Specialist Senior
Administration	Petro Fund	Investigator Senior
Administration	Petro Fund	State Prog Admin
Administration	Petro Fund	State Prog Admin Manager
Administration	Petro Fund	State Prog Admin Sr
Administration	Petro Fund	State Prog Admin Sr
Administration	Petro Fund	Student Worker Para Prof
Administration	Petro Fund	Student Worker Para Prof
Administration	Regulatory Information Center	Central Svcs Admin Spec
Administration	Regulatory Information Center	Customer Svcs Specialist Int
Administration	Regulatory Information Center	Management Analyst 1
Administration	Regulatory Information Center	Management Analyst Supv 3
Administration	Regulatory Information Center	Office & Admin Specialist
Administration	Regulatory Information Center	Office & Admin Specialist
Administration	Regulatory Information Center	Office & Admin Specialist Int
Administration	Regulatory Information Center	Office & Admin Specialist Prin
Administration	Regulatory Information Center	Office & Admin Specialist Prin
Administration	Regulatory Information Center	Office & Admin Specialist Prin
Administration	Regulatory Information Center	Office & Admin Specialist Prin
Administration	Regulatory Information Center	Student Worker Para Prof
Administration	Weights and Measures	Weights & Measures Div Direct

Minnesota Department of Commerce

Data provided in accordance with:
Laws 2017, chapter 94, Article 12, Section 2 (b) (1)

Commissioners Office	Commissioners Office	Commissioner-Commerce
Commissioners Office	Commissioners Office	Deputy Commr Commerce
Commissioners Office	Commissioners Office	Exec Assistant
Commissioners Office	Commissioners Office	Exec Assistant
Commissioners Office	Commissioners Office	Office & Admin Specialist Prin
Commissioners Office	Communcations	Information Director
Commissioners Office	Communcations	Information Officer 2
Commissioners Office	Communcations	Information Officer 3
Commissioners Office	Communcations	Management Analyst 4
Commissioners Office	Communcations	State Prog Admin Prin
Commissioners Office	Human Resources	Human Resources Consultant 1
Commissioners Office	Human Resources	Human Resources Director 3
Commissioners Office	Human Resources	Human Resources Specialist 2
Commissioners Office	Human Resources	Human Resources Technician 2
Commissioners Office	Internal Control	State Prog Admin Prin
Commissioners Office	Legal Services	Attorney 3
Commissioners Office	Legal Services	Legal Analyst
Commissioners Office	Legal Services	Legal Analyst
Commissioners Office	Legal Services	State Prog Admin
Commissioners Office	Legal Services	State Prog Admin Coordinator
Commissioners Office	Legal Services	State Prog Admin Coordinator
Commissioners Office	Legal Services	State Prog Admin Coordinator
Commissioners Office	Legal Services	State Prog Admin Coordinator
Commissioners Office	Legal Services	State Prog Admin Manager Prin
Energy Resources	Clean Energy & Programs	Pub Util Regulation Unit Mgr
Energy Resources	Clean Energy Technologies	Engineering Specialist Senior
Energy Resources	Clean Energy Technologies	State Prog Admin Prin
Energy Resources	Clean Energy Technologies	State Prog Admin Prin
Energy Resources	Clean Energy Technologies	Student Worker Para Prof Sr
Energy Resources	Conservation Improvement Program	Engineering Specialist Senior
Energy Resources	Conservation Improvement Program	Planner Principal State
Energy Resources	Conservation Improvement Program	State Prog Admin Coordinator

Minnesota Department of Commerce

Data provided in accordance with:
Laws 2017, chapter 94, Article 12, Section 2 (b) (1)

Energy Resources	Conservation Improvement Program	State Prog Admin Prin
Energy Resources	Conservation Improvement Program	State Prog Admin Sr
Energy Resources	Conservation Improvement Program	Student Worker Para Prof Sr
Energy Resources	Energy Assistance	Energy Program Director
Energy Resources	Energy Assistance	Management Analyst 4
Energy Resources	Energy Assistance	Management Analyst Staff Spec
Energy Resources	Energy Assistance	Office & Admin Specialist Int
Energy Resources	Energy Assistance	Proj Consultant
Energy Resources	Energy Assistance	State Prog Admin Prin
Energy Resources	Energy Assistance	State Prog Admin Sr
Energy Resources	Energy Assistance	State Prog Admin Sr
Energy Resources	Energy Assistance	State Prog Admin Sr
Energy Resources	Energy Assistance	State Prog Admin Sr
Energy Resources	Energy Assistance	State Prog Admin Sr
Energy Resources	Energy Efficiency & Assurance	Planner Principal State
Energy Resources	Energy Efficiency & Assurance	State Prog Admin Coordinator
Energy Resources	Energy Efficiency & Assurance	State Prog Admin Prin
Energy Resources	Energy Efficiency & Operations	Pub Util Regulation Unit Mgr
Energy Resources	Energy Office Operations	Grants Specialist Sr
Energy Resources	Energy Office Operations	Management Analyst 2
Energy Resources	Energy Office Operations	State Prog Admin Coordinator
Energy Resources	Energy Office Operations	State Prog Admin Sr
Energy Resources	Energy Planning & Advocacy	Pub Util Regulation Unit Mgr
Energy Resources	Energy Planning & Advocacy	Pub Util Statistical Analyst 4
Energy Resources	Energy Regulation & Planning	Pub Util Analyst Coord
Energy Resources	Energy Regulation & Planning	Pub Util Analyst Coord
Energy Resources	Energy Regulation & Planning	Pub Util Analyst Coord
Energy Resources	Energy Regulation & Planning	Pub Util Analyst Coord

Minnesota Department of Commerce

Data provided in accordance with:
Laws 2017, chapter 94, Article 12, Section 2 (b) (1)

Energy Resources	Energy Regulation & Planning	Pub Util Analyst Coord
Energy Resources	Energy Regulation & Planning	Pub Util Financial Analyst 3
Energy Resources	Energy Regulation & Planning	Pub Util Financial Analyst 3
Energy Resources	Energy Regulation & Planning	Pub Util Financial Analyst 4
Energy Resources	Energy Regulation & Planning	Pub Util Financial Analyst 4
Energy Resources	Energy Regulation & Planning	Pub Util Financial Analyst 4
Energy Resources	Energy Regulation & Planning	Pub Util Rates Analyst 3
Energy Resources	Energy Regulation & Planning	Pub Util Rates Analyst 3
Energy Resources	Energy Regulation & Planning	Pub Util Rates Analyst 3
Energy Resources	Energy Regulation & Planning	Pub Util Rates Analyst 3
Energy Resources	Energy Regulation & Planning	Pub Util Rates Analyst 3
Energy Resources	Energy Regulation & Planning	Pub Util Rates Analyst 3
Energy Resources	Energy Regulation & Planning	Pub Util Rates Analyst 4
Energy Resources	Energy Regulation & Planning	Pub Util Rates Evaluation Supv
Energy Resources	Energy Resources	Deputy Commr Commerce
Energy Resources	Energy Resources	Office & Admin Specialist Prin
Energy Resources	Environmental Review & Analysis	Energy Program Director
Energy Resources	Environmental Review & Analysis	Planner Principal State
Energy Resources	Environmental Review & Analysis	Planning Dir State
Energy Resources	Environmental Review & Analysis	Planning Dir State
Energy Resources	Environmental Review & Analysis	Planning Dir State
Energy Resources	Environmental Review & Analysis	Planning Dir State
Energy Resources	Environmental Review & Analysis	Planning Dir State
Energy Resources	Environmental Review & Analysis	Planning Dir State
Energy Resources	Environmental Review & Analysis	Planning Dir State
Energy Resources	Program Connections	Planner Principal State
Energy Resources	Program Connections	State Prog Admin Prin
Energy Resources	Program Connections	State Prog Admin Sr
Energy Resources	Telecommunications	Pub Util Financial Analyst 4
Energy Resources	Telecommunications	Pub Util Rates Analyst 3
Energy Resources	Telecommunications	Pub Util Rates Analyst 4

Minnesota Department of Commerce

Data provided in accordance with:
Laws 2017, chapter 94, Article 12, Section 2 (b) (1)

Energy Resources	Telecommunications	Pub Util Rates Analyst 4
Energy Resources	Telecommunications	Pub Util Regulation Unit Mgr
Energy Resources	Telecommunications	Pub Util Regulation Unit Mgr
Energy Resources	Telecommunications	State Prog Admin Sr
Energy Resources	Weatherization Asst. Program	State Prog Admin Coordinator
Energy Resources	Weatherization Asst. Program	State Prog Admin Sr
Energy Resources	Weatherization Asst. Program	State Prog Admin Sr
Energy Resources	Weatherization Asst. Program	State Prog Admin Sr
Energy Resources	Weatherization Asst. Program	State Prog Admin Sr
Energy Resources	Weatherization Asst. Program	State Prog Admin Sr
Energy Resources	Weatherization Asst. Program	State Prog Admin Sr
Energy Resources	Weatherization Asst. Program	Student Worker Para Prof Sr
Energy Resources	Weatherization Asst. Program	Student Worker Para Prof Sr
Enforcement	CSC	Commerce Analyst 2
Enforcement	CSC	Commerce Analyst 2
Enforcement	CSC	Commerce Analyst 2
Enforcement	CSC	Commerce Analyst 2
Enforcement	CSC	Commerce Analyst 3
Enforcement	CSC	Commerce Analyst 3
Enforcement	CSC	Commerce Analyst 3
Enforcement	CSC	Commerce Analyst 3
Enforcement	Enforcement	Asst Commr Commerce
Enforcement	Enforcement	Audit Director
Enforcement	Enforcement	Investigator Senior
Enforcement	Enforcement	Investigator Senior
Enforcement	Enforcement	Investigator Senior
Enforcement	Enforcement	Management Analyst 3
Enforcement	Enforcement	Management Analyst 4
Enforcement	Fraud Bureau	Commerce Analyst 2
Enforcement	Fraud Bureau	Commerce Analyst 2
Enforcement	Fraud Bureau	Commerce Analyst 3
Enforcement	Fraud Bureau	Commerce Insurance Fraud Spec

Minnesota Department of Commerce

Data provided in accordance with:
Laws 2017, chapter 94, Article 12, Section 2 (b) (1)

Enforcement	Fraud Bureau	Commerce Insurance Fraud Spec
Enforcement	Fraud Bureau	Commerce Insurance Fraud Spec
Enforcement	Fraud Bureau	Commerce Insurance Fraud Spec
Enforcement	Fraud Bureau	Commerce Insurance Fraud Spec
Enforcement	Fraud Bureau	Commerce Insurance Fraud Spec
Enforcement	Fraud Bureau	Commerce Insurance Fraud Spec
Enforcement	Fraud Bureau	Commerce Insurance Fraud Spec
Enforcement	Fraud Bureau	Commerce Insurance Fraud Spec
Enforcement	Fraud Bureau	Commerce Insurance Fraud Spec
Enforcement	Fraud Bureau	Commerce Insurance Fraud Spec
Enforcement	Fraud Bureau	Commerce Insurance Fraud Spec
Enforcement	Fraud Bureau	Dir Special Investigations
Enforcement	Fraud Bureau	Investigation Supv
Enforcement	Fraud Bureau	Investigation Supv
Enforcement	Fraud Bureau	Investigator Senior
Enforcement	Fraud Bureau	Investigator Senior
Enforcement	Fraud Bureau	Student Worker Para Prof Sr
Enforcement	Fraud Bureau	Student Worker Para Prof Sr
Enforcement	ISET	Audit Director
Enforcement	ISET	Commerce Analyst 3
Enforcement	ISET	Commerce Analyst 3
Enforcement	ISET	Commerce Analyst 3
Enforcement	ISET	Investigator Senior
Enforcement	ISET	Investigator Senior
Enforcement	ISET	Investigator Senior
Enforcement	ISET	Investigator Senior
Enforcement	ISET	Investigator Senior
Enforcement	Market Conduct	Financial Inst Chief Exam
Enforcement	Market Conduct	Investigator Senior
Enforcement	MIT	Audit Director
Enforcement	MIT	Commerce Analyst 3
Enforcement	MIT	Investigator Senior
Enforcement	MIT	Investigator Senior

Minnesota Department of Commerce

Data provided in accordance with:
Laws 2017, chapter 94, Article 12, Section 2 (b) (1)

Enforcement	MIT	Investigator Senior
Enforcement	MIT	Investigator Senior
Enforcement	MIT	Investigator Senior
Enforcement	MIT	Investigator Senior
Enforcement	REMIT	Audit Director
Enforcement	REMIT	Commerce Analyst 3
Enforcement	REMIT	Commerce Analyst 3
Enforcement	REMIT	Investigator Senior
Enforcement	REMIT	Investigator Senior
Enforcement	REMIT	Investigator Senior
Enforcement	REMIT	Investigator Senior
Enforcement	REMIT	Investigator Senior
Financial Institutions	Applications	Financial Inst Analyst
Financial Institutions	Applications	Office & Admin Specialist Prin
Financial Institutions	Banking	Financial Inst Chief Exam
Financial Institutions	Banking	Financial Inst Chief Exam
Financial Institutions	Credit Unions	Financial Inst Asst Examiner
Financial Institutions	Credit Unions	Financial Inst Chief Exam
Financial Institutions	Credit Unions	Financial Inst Examiner Senior
Financial Institutions	Credit Unions	Financial Inst Examiner Senior
Financial Institutions	Credit Unions	Financial Inst Examnt Prog Dir
Financial Institutions	Credit Unions	Office & Admin Specialist Int
Financial Institutions	Credit Unions	Office & Admin Specialist Sr
Financial Institutions	Financial Institutions	Deputy Commr Commerce
Financial Institutions	Licensing	Commerce Analyst 2
Financial Institutions	Licensing	Commerce Analyst 2
Financial Institutions	Licensing	Commerce Analyst 2
Financial Institutions	Licensing	Commerce Analyst 3
Financial Institutions	Licensing	State Prog Admin
Financial Institutions	Licensing	State Prog Admin
Financial Institutions	Licensing	State Prog Admin
Financial Institutions	Licensing	State Prog Admin Director
Financial Institutions	Licensing	State Prog Admin Sr

Minnesota Department of Commerce

Data provided in accordance with:
Laws 2017, chapter 94, Article 12, Section 2 (b) (1)

Financial Institutions	Metro	Financial Inst Analyst
Financial Institutions	Metro	Financial Inst Asst Examiner
Financial Institutions	Metro	Financial Inst Asst Examiner
Financial Institutions	Metro	Financial Inst Asst Examiner
Financial Institutions	Metro	Financial Inst Asst Examiner
Financial Institutions	Metro	Financial Inst Examiner
Financial Institutions	Metro	Financial Inst Examiner Senior
Financial Institutions	Metro	Financial Inst Examnt Prog Dir
Financial Institutions	Mortgage Exams	Financial Inst Examiner
Financial Institutions	Mortgage Exams	Financial Inst Examiner
Financial Institutions	Mortgage Exams	Financial Inst Examiner
Financial Institutions	Mortgage Exams	Financial Inst Examiner
Financial Institutions	Non-Depository	State Prog Admin Manager Prin
Financial Institutions	Non-Depository Exams	Financial Inst Examiner
Financial Institutions	Non-Depository Exams	Financial Inst Examiner Senior
Financial Institutions	North	Financial Inst Analyst
Financial Institutions	North	Financial Inst Asst Examiner
Financial Institutions	North	Financial Inst Asst Examiner
Financial Institutions	North	Financial Inst Examiner
Financial Institutions	North	Financial Inst Examiner
Financial Institutions	North	Financial Inst Examiner Senior
Financial Institutions	North	Financial Inst Examiner Senior
Financial Institutions	North	Financial Inst Examnt Prog Dir
Financial Institutions	Securities	Auditor Principal Supervisor
Financial Institutions	Securities	Auditor Senior
Financial Institutions	Securities	Auditor Senior
Financial Institutions	South	Financial Inst Analyst
Financial Institutions	South	Financial Inst Asst Examiner
Financial Institutions	South	Financial Inst Asst Examiner
Financial Institutions	South	Financial Inst Examiner
Financial Institutions	South	Financial Inst Examiner Senior
Financial Institutions	South	Financial Inst Examiner Senior
Financial Institutions	South	Financial Inst Examiner Senior

Minnesota Department of Commerce

Data provided in accordance with:
Laws 2017, chapter 94, Article 12, Section 2 (b) (1)

Financial Institutions	South	Financial Inst Examnt Prog Dir
Insurance	Company Licensing	Audit Director
Insurance	Company Licensing	Financial Inst Examiner Senior
Insurance	Company Licensing	State Prog Admin Intermediate
Insurance	Financial Analysis	Audit Director
Insurance	Financial Analysis	Financial Inst Analyst
Insurance	Financial Analysis	Financial Inst Asst Examiner
Insurance	Financial Analysis	Financial Inst Asst Examiner
Insurance	Financial Analysis	Financial Inst Asst Examiner
Insurance	Financial Analysis	Financial Inst Examiner Senior
Insurance	Financial Analysis	Financial Inst Examiner Senior
Insurance	Financial Exams	Account Clerk Senior
Insurance	Financial Exams	Financial Inst Analyst
Insurance	Health Actuaries	Commerce Analyst 3
Insurance	Health Actuaries	Commerce Analyst 3
Insurance	Health Actuaries	Dir Actuarial & Reg Plcy Analy
Insurance	Health Actuaries	State Prog Admin Coordinator
Insurance	Health Actuaries	State Prog Admin Coordinator
Insurance	Health Actuaries	State Prog Admin Director
Insurance	Health Actuaries	State Prog Admin Prin
Insurance	Health Actuaries	State Prog Admin Prin
Insurance	Health Actuaries	Student Worker Para Prof Sr
Insurance	Health Actuaries	Student Worker Para Prof Sr
Insurance	Health Actuaries	Student Worker Para Prof Sr
Insurance	Health Actuaries	Student Worker Para Prof Sr
Insurance	Health Policy	State Prog Admin Coordinator
Insurance	Insurance	Dir Actuarial & Reg Plcy Analy
Insurance	Insurance	Office & Admin Specialist Sr
Insurance	Life Actuary	State Prog Admin Coordinator
Insurance	Life Actuary	State Prog Admin Prin
Insurance	P & C Actuary	Dir Actuarial & Reg Plcy Analy
Insurance	PBR Actuary	Dir Actuarial & Reg Plcy Analy
Insurance	Product Filing	Commerce Analyst 2

Minnesota Department of Commerce

Data provided in accordance with:
Laws 2017, chapter 94, Article 12, Section 2 (b) (1)

Insurance	Product Filing	Commerce Analyst 2
Insurance	Product Filing	Commerce Analyst 3
Insurance	Product Filing	Commerce Analyst 3
Insurance	Product Filing	Management Analyst 4
Insurance	Product Filing	Management Analyst 4
Insurance	Product Filing	State Prog Admin Director
Insurance	Program Admin. & Clerical Support	Office & Admin Specialist
Insurance	Program Admin. & Clerical Support	Office & Admin Specialist Int
Insurance	Program Admin. & Clerical Support	Office & Admin Specialist Sr
Insurance	Program Administration	Management Analyst Supv 3
Insurance	Solvency	State Prog Admin Manager Sr
Insurance	WC Self-Insurance	Financial Inst Examiner
Insurance	WC Self-Insurance	State Prog Admin Manager
Regulatory Services	Consumer Support	Consumer Aide Senior
Regulatory Services	Consumer Support	Consumer Aide Senior
Regulatory Services	Consumer Support	Customer Svcs Specialist Int
Regulatory Services	Consumer Support	Investigator Senior
Regulatory Services	Government & External Affairs	Asst Commr Commerce
Regulatory Services	Government Relations	Management Analyst 4
Regulatory Services	Government Relations	Senior Executive Officer
Regulatory Services	Licensing	Commerce Analyst 2
Regulatory Services	Licensing	State Prog Admin Director
Regulatory Services	Licensing	State Prog Admin Intermediate
Regulatory Services	Licensing	State Prog Admin Intermediate
Regulatory Services	Licensing	State Prog Admin Intermediate
Regulatory Services	Licensing	State Prog Admin Intermediate
Regulatory Services	Licensing	State Prog Admin Intermediate
Regulatory Services	Licensing	State Prog Admin Intermediate
Regulatory Services	Licensing	State Prog Admin Sr
Regulatory Services	Unclaimed Property	Customer Svcs Specialist Int
Regulatory Services	Unclaimed Property	State Prog Admin
Regulatory Services	Unclaimed Property	State Prog Admin
Regulatory Services	Unclaimed Property	State Prog Admin

Minnesota Department of Commerce

Data provided in accordance with:
Laws 2017, chapter 94, Article 12, Section 2 (b) (1)

Regulatory Services	Unclaimed Property	State Prog Admin
Regulatory Services	Unclaimed Property	State Prog Admin
Regulatory Services	Unclaimed Property	State Prog Admin Director
Regulatory Services	Unclaimed Property	State Prog Admin Sr
Regulatory Services	Unclaimed Property	State Prog Admin Sr
Weights and Measures	Weights and Measures	Account Clerk Senior
Weights and Measures	Weights and Measures	Office & Admin Specialist Prin
Weights and Measures	Weights and Measures	State Prog Admin Coordinator
Weights and Measures	Weights and Measures	State Prog Admin Manager Sr
Weights and Measures	Weights and Measures	State Prog Admin Prin
Weights and Measures	Weights and Measures	State Prog Admin Sr
Weights and Measures	Weights and Measures	State Prog Admin Sr
Weights and Measures	Weights and Measures	State Prog Admin Sr
Weights and Measures	Weights and Measures	Weights & Measures Asst Direct
Weights and Measures	Weights and Measures	Weights & Measures Invst 1
Weights and Measures	Weights and Measures	Weights & Measures Invst 1
Weights and Measures	Weights and Measures	Weights & Measures Invst 1
Weights and Measures	Weights and Measures	Weights & Measures Invst 1
Weights and Measures	Weights and Measures	Weights & Measures Invst 1
Weights and Measures	Weights and Measures	Weights & Measures Invst 1
Weights and Measures	Weights and Measures	Weights & Measures Invst 1
Weights and Measures	Weights and Measures	Weights & Measures Invst 1
Weights and Measures	Weights and Measures	Weights & Measures Invst 1
Weights and Measures	Weights and Measures	Weights & Measures Invst 1
Weights and Measures	Weights and Measures	Weights & Measures Invst 1
Weights and Measures	Weights and Measures	Weights & Measures Invst 1
Weights and Measures	Weights and Measures	Weights & Measures Invst 1
Weights and Measures	Weights and Measures	Weights & Measures Invst 1 Hvy
Weights and Measures	Weights and Measures	Weights & Measures Invst 1 Hvy
Weights and Measures	Weights and Measures	Weights & Measures Invst 1 Hvy
Weights and Measures	Weights and Measures	Weights & Measures Invst 1 Hvy
Weights and Measures	Weights and Measures	Weights & Measures Invst 1 Hvy

Minnesota Department of Commerce

Data provided in accordance with:
Laws 2017, chapter 94, Article 12, Section 2 (b) (1)

Weights and Measures	Weights and Measures	Weights & Measures Invst 1 Hvy
Weights and Measures	Weights and Measures	Weights & Measures Invst 2

Administration – 32
Commissioner’s Office – 24
Energy Resources – 83
Enforcement – 64
Financial Institutions – 55
Insurance – 45
Regulatory Services – 25
Weights & Measures – 28

TOTAL: 356

What do we do at Commerce

This booklet is intended to give you a glimpse at the potential career opportunities that you could have with the Minnesota Department of Commerce. Included are descriptions of just some of the work that Commerce does. We hope that you are as excited about the work we do as we are.



Financial Institutions

The Commerce Department's Banking and Finance Division licenses, supervises, and examines state banks, trust companies, credit unions, insurance companies, mortgage lenders, payday lenders, and other financial services companies.

Most of our Banking and Finance employees are located in our St. Paul office. These workers closely monitor the financial solvency of these organizations so that its account holders are protected. Elsewhere in the state, our professional bank examiners and investigators work to assure the stability and security of Minnesota's financial sector. They are focused first and foremost on ensuring public interests are strongly protected.



Insurance

The Insurance Division is where dedicated employees evaluate Minnesota's insurance industry to ensure that consumers are getting fair rates and that providers are in full compliance with Minnesota law. We regulate everything from homeowners to auto to health policies. Our teams ensure the fundamental solvency of insurance companies at all times, so that when Minnesotans need to rely on their insurance, there is always money available to pay claims.



Telecommunications


The Telecommunications unit reviews requests by providers seeking to make changes to their telephone service. When consumers stand to be harmed by the actions of a company, staff advocate for the public interest in front of the Public Utilities Commission in St. Paul.

Staff also work closely with nonprofits, providers, and local and federal governments to monitor access to high-speed broadband internet service statewide. Finally, the unit provides services and specialized telephone equipment to Minnesotans who have a hearing, speech, or physical disability.



Petrofund

The Department's Petrofund Unit works with contractors and individuals to help facilitate the clean-up of petroleum storage and possible reimbursement. This is important to ensure our ground water and properties are clean and not contaminated.



Energy Resources

The Division of Energy Resources represents the public interest in maintaining affordable, reliable, and sustainable energy for the state of Minnesota.

Energy Planning and Advocacy

Staff review rate increase requests from utility companies and advocate for fair rates and infrastructure development.

Energy Facility Permitting

This team includes experts who review siting and routing of new utility infrastructure across the state. Staff then provide their analysis to the Public Utilities Commission who will determine whether new power plants, transmission lines, pipelines or renewable energy sources are appropriate for the environment.

Weatherization Assistance Program

The Weatherization Assistance Program helps low-income families make their homes more energy efficient. Likewise, the similar Low Income Home Energy Assistance Program helps low and fixed income Minnesotans with their winter energy bills.

Energy Information Center


Our Energy Information Center provides one-on-one consultations with consumers about how to save energy in their homes through affordable conservation and efficiency improvements.



Enforcement

Commerce is tasked with the responsibility of regulating more than 20 different industries in Minnesota, including insurance, securities, real estate, debt collection, and more. Our investigators and licensed police officers have the authority to monitor the marketplace and enforce the law when necessary, to protect the public from bad actors.

Expert investigators explore consumer complaints and recommend the appropriate penalties for companies and individuals who break the law or violate consumer rights in the industries that Commerce regulates. This area also regulates the sale and registration of franchises, subdivided lands, and timeshares, along with the delivery of financial advice.



Licensing

Our Licensing Unit has the important task of licensing over 270,000 professionals in more than 20 different industries. This includes insurance agents and adjusters, real estate salespersons and brokers, real property appraisers, and collection agencies and debt collectors. The Licensing staff also provides information and assistance regarding pre-license and continuing education, experience requirements, and pre-license examinations.

Licensing is important to our state because it provides Minnesota consumers with some basic protections by ensuring that professionals serving Minnesotans are properly trained and up-to-date on the many current issues and trends in their respective industries.



Unclaimed Property Program

Our Unclaimed Property Program safeguards and returns missing money to Minnesotans. Money and property can go “missing” or unclaimed for many reasons -- forgetfulness, change of address, or death of the owner. When a business or organization holding the assets have not been able to contact the owner for a number of years, the law requires that they turn it over to Commerce for safeguarding until the owner can claim it. Each year, Commerce reunites consumers with millions of dollars.



Weights and Measures

The oldest consumer protection organization in the state is our Weights and Measures Division, in operation since 1885. Our staff in Burnsville ensure accuracy and equity in Minnesota’s marketplace. The office houses a professional metrology lab that trained staff use to measure the quality and safety of fuels, while field workers travel the state to check the accuracy of commercial weighing and measuring equipment in the state. This work gives consumers the peace of mind that the amount of a by-weight item for which they are charged is truly accurate.

Weights and Measures investigates and resolves consumer complaints related to measuring equipment accuracy, packaged commodities, petroleum product quality, and more recently --the presence of credit card skimmers in gas station pumps.

Search for jobs today at mn.gov/mmb/careers

If you have any questions about career opportunities with Commerce, please contact our Human Resources staff at 651-539-1506 or hr.commerce@state.mn.us

Revenue Detail - Dedicated and Non-Dedicated, by Account

(Dollars in Thousands)

Agency/Dedicated/Cat/Class/Acc	Act FY16	Act FY17	Biennium FY16-17	Act FY18
B13 - Commerce	295,394	345,591	640,984	308,681
Dedicated	166,214	206,736	372,950	175,057
Departmental Earnings	43,273	46,094	89,367	36,178
Departmental Services	19,590	19,130	38,720	4,532
610060 - Insurance Fraud Prevention	1,683	1,694	3,377	1,671
610065 - Recovery of Actuarial Costs	3	2	5	4
610070 - License Technology Fee	1,280	975	2,255	1,033
645813 - Telecom Indirect		932	932	1,098
645814 - Telecom Indirect Attrny Genrl		26	26	111
645816 - Energy Planning - Systems Adm	366	371	737	499
645831 - Audit Investigation Assessment	236	160	396	117
645832 - MIM Solar Energy Project	15,000	14,970	29,970	
660813 - Telecom Indirect-Commerce	938		938	
660814 - Telecom Indirect AG-Commerce	84		84	
Licenses & Fees	23,683	26,964	50,647	31,646
609790 - Assessment Bank - Trust Co			0	4,519
609800 - Exam Fee Bank and Trust			0	2,227
609801 - Exam Fee Cert Investment Co			0	
609825 - Assess Debt Pro Rate			0	50
609826 - Assess Ind Loan - Thrift			0	66
609827 - Assess Regulated Lender			0	62
609828 - Assess Ins Premium Finance			0	1
609829 - Assess Motor Vehicle Sale Fin			0	80
609836 - Exam Fee Debt Pro Rate			0	5
609837 - Exam Fee Indust Loan - Thrift			0	19
609838 - Exam Fee Insur Premium Finance			0	2
609839 - Exam Fee Motor Veh Sales Fin			0	22
609840 - Exam Fee Regulated Lender			0	9
609860 - Assessment Credit Union			0	1,018
609863 - Exam Fee Credit Union			0	409
609918 - Insurance Co Exam Fees	4,744	5,878	10,621	5,230
609919 - Insurance Co Desk Audit	814	840	1,654	819
609945 - REERRF Repayment	3	1	5	3
609947 - REERRF Initial License	137	128	265	129

Revenue Detail - Dedicated and Non-Dedicated, by Account

Page 1

(Dollars in Thousands)

Agency/Dedicated/Cat/Class/Acc	Act FY16	Act FY17	Biennium FY16-17	Act FY18
609993 - REERRF: Renewal Fee	237	267	505	240
610048 - Mortgage Origin Consumer Ed	29	33	62	34
610076 - Exam Fee Mortgage Company			0	143
610087 - Environmental Quality Regulati	811	1,040	1,851	1,090
610090 - Utility Application Fees	1,770	5,725	7,496	1,840
610092 - Technical Assistance	907	763	1,670	860
610093 - R - D Grants	3,854	3,433	7,286	3,868
610094 - Facility Energy Efficiency	509	489	998	525
644057 - Auto Theft Surcharge	3,949	4,018	7,967	4,186
645818 - New Authority Filing Fee		1	1	1
645822 - TACIP Surcharge	5,914	4,349	10,263	4,192
660818 - New Authority Filing-Commerce	3		3	
Federal Grants	120,489	119,042	239,530	131,756
Grants-Federal	120,489	119,042	239,530	131,756
511001 - Federal Grants	120,489	119,042	239,530	131,756
Investment Income	323	624	947	1,265
Statewide Investment Income	323	624	947	1,265
512001 - ITC Interest Earnings	323	624	947	1,265
All Other Revenue	2,130	40,976	43,106	5,858
Other Grants	377	405	782	304
511302 - Other Grants	377	405	782	304
Sale of Property and Equipment	25	15	40	21
512260 - Sale of Useable Equipment	25	15	40	21
Fines and Surcharges	3	4	8	(1)
512417 - Civil Penalties	2	4	6	(1)
513115 - Appraisers Federal Surcharge	2	0	2	(1)
Internal Reimbursement	75	204	279	137
512605 - Interagency Agreements	73	54	127	137
512606 - All Other Reimb - Internal	2	150	152	
Other Agency Deposits	52	38,805	38,857	3,280
514207 - Deposits For Other Entities	44	91	135	44
514213 - Other Agency Deposits	8	38,714	38,722	3,236
Cost Recovery/Reimbursement	124	84	208	114
553090 - All Other Reimb - External	124	84	208	114
Indirect Costs	1,473	1,459	2,932	2,003
555002 - Agncy Indrct Cost Non Gen Fund	1,473	1,459	2,932	2,003

(Dollars in Thousands)

Agency/Dedicated/Cat/Class/Acc	Act FY16	Act FY17	Biennium FY16-17	Act FY18
Non-Dedicated	129,179	138,854	268,034	133,624
Departmental Earnings	79,162	89,923	169,086	81,759
Departmental Services	4,482	4,875	9,357	5,130
609900 - Certified - Xerox Copies	1	1	1	1
609973 - Sub Land Consolidation	1	0	1	3
609974 - Sub Land Exemption	0		0	
645803 - Certificate of Need		25	25	116
645805 - Energy Direct		1,989	1,989	1,541
645806 - Energy Direct Attorney General		348	348	473
645807 - Energy Indirect		2,335	2,335	2,941
645808 - Energy Indirect Attrny General		177	177	56
660805 - Energy Direct-Commerce	1,788		1,788	
660806 - Energy Direct AG-Commerce	67		67	
660807 - Energy Indirect-Commerce	2,545		2,545	
660808 - Energy Indirect AG-Commerce	82		82	
Licenses & Fees	68,408	75,394	143,802	72,244
609776 - Mortgage Orig Indiv License	110	133	243	97
609777 - Mortgage Orig Indiv Renewal	216	242	458	259
609779 - Abstractor License	3	1	4	2
609780 - Abstractor Renewal	19	18	37	18
609781 - Appraiser Coordinator Apprvl	0	0	1	1
609782 - Appraiser Course Approval	12	9	22	15
609786 - Appraiser Renewal	99	88	188	101
609787 - APPR Transitional New License	49	49	98	48
609790 - Assessment Bank - Trust Co	2,004	2,069	4,073	
609792 - Bank Amendment	1	0	1	1
609793 - Bank Merger	26	14	40	20
609794 - Bank Relocation		3	3	3
609795 - Bank Subsidiary	0	0	1	1
609797 - Detached Facility Application	14	9	22	13
609799 - Electronic Financial Terminal	4	5	9	4
609800 - Exam Fee Bank and Trust	1,786	1,745	3,531	
609802 - Miscellaneous Bank - Trust	11	9	20	11
609803 - Notification Trust Svc Office	1	0	1	1
609807 - Campground Annual Report			0	
609809 - Campground Registration			0	

(Dollars in Thousands)

Agency/Dedicated/Cat/Class/Acc	Act FY16	Act FY17	Biennium FY16-17	Act FY18
609810 - Campground Sales License			0	
609813 - Collection Agency Lic	77	72	148	64
609814 - Collection Agency Renwl	397	434	832	412
609815 - Collection Agent Lic	232	251	483	235
609816 - Collection Agent Rnwl	304	313	617	311
609817 - Collection Agency Invstgation	35	33	68	36
609822 - APPL MTR Veh Sales Finance	1	2	2	12
609823 - APPL Invest Industrial Loan		2	2	6
609825 - Assess Debt Pro Rate	9	27	36	
609826 - Assess Ind Loan - Thrift	36	38	75	
609827 - Assess Regulated Lender	15	22	37	
609829 - Assess Motor Vehicle Sale Fin	36	39	75	
609830 - Branch License Industrial Loan			0	1
609831 - Branch License MVSF	2	2	4	3
609832 - Debt Pro Rate Amendment	0		0	0
609836 - Exam Fee Debt Pro Rate	71	6	77	
609837 - Exam Fee Indust Loan - Thrift	11	25	37	
609838 - Exam Fee Insur Premium Finance		0	0	
609839 - Exam Fee Motor Veh Sales Fin	6	15	22	
609840 - Exam Fee Regulated Lender	8	6	14	
609843 - Industrial Loan Amendment		3	3	1
609844 - Industrial Loan Relocation	0	0	1	
609845 - INS Premium Finance Co Rnwl	2	1	2	
609847 - Invstg INS Premium Finance	1		1	0
609848 - Invstg Regulated Lender	6	12	18	20
609850 - License INS Premium Finance	0	1	1	2
609851 - Motor Veh Sales Finance Rnwl	13	9	22	10
609852 - Motor Veh Sales Fin Amendmnt		0	0	0
609854 - Regulated Lender Amendment	0	0	0	0
609855 - Regulated Lender License	2	5	8	10
609857 - Regulated Lender Renewal	12	12	24	17
609860 - Assessment Credit Union	402	437	839	
609861 - Credit Union Amendment	1	1	2	1
609862 - Credit Union Merger	0	1	1	0
609863 - Exam Fee Credit Union	363	360	723	
609865 - Currency Exchange Amendment		0	0	1

(Dollars in Thousands)

Agency/Dedicated/Cat/Class/Acc	Act FY16	Act FY17	Biennium FY16-17	Act FY18
609866 - Currency Exchange APPL RVW	1	8	9	7
609869 - Currency Exchange License	1	3	3	14
609870 - Currency Exchange Renewal	29	29	58	5
609872 - Franchise Amendment	109	129	238	127
609873 - Franchise Annual Report	212	212	424	210
609876 - Franchise Miscellaneous	0		0	3
609877 - Franchise Opinion	0	0	0	0
609879 - Franchise Registration	102	129	231	130
609880 - Adjuster License	64	14	78	16
609881 - Adjuster Renewals	165	132	297	137
609882 - Agency License	276	300	576	288
609883 - Agency Renewal	602	847	1,449	717
609884 - Agent License	2,276	2,369	4,645	2,653
609885 - Agent Renewal	5,127	5,444	10,571	5,515
609887 - Company Appointments	4,493	4,370	8,863	4,869
609888 - Coordinator Approval	4	3	7	3
609889 - Course Approval	61	69	130	66
609895 - Reinsurance Intermediary Appl	1		1	0
609896 - Surplus Lines Agnt License/Rnw	462	480	942	495
609897 - Amend Art of Inc Twmsp Mutuals	0	0	0	0
609898 - Amend Bylaws Twnshp Mutuals	0	0	0	0
609899 - Certificate of Deposit	14	14	27	13
609901 - Cert of Comp Val Capital Srpls	24	20	43	19
609902 - Filing Annual Statements	304	304	608	306
609903 - Fling Ann Stmnts Twnshp Mut	1	1	3	1
609904 - Filing Cert of Life Plcy Val	167	100	267	163
609905 - Filing Amend Art on Incorpor	10	10	20	9
609906 - Form - Rate Filings	883	868	1,751	864
609907 - Insurance Co License	768	767	1,535	773
609908 - Insurance Co Amndng Bylaws	8	10	18	7
609911 - Insurance Co Miscellaneous			0	1
609912 - Insurance Co Retaliatory Fees	8	6	14	5
609914 - Surplus Lines Co License	5	1	6	5
609915 - Surplus Lines Co Lic/Rnwl	47	47	93	46
609916 - Township Mutual Co License	1	1	3	1
609917 - Unadmitted Insurance Co Lic	17	14	31	13

(Dollars in Thousands)

Agency/Dedicated/Cat/Class/Acc	Act FY16	Act FY17	Biennium FY16-17	Act FY18
609923 - Broker License	89	71	160	89
609924 - Broker Renewal	272	285	557	268
609925 - Closing Agent License	26	17	42	14
609926 - Closing Agent Renewal	14	29	43	19
609927 - Coordinator Approval	3	2	5	1
609928 - Course Approval	31	26	57	23
609930 - Real Estate Company License	74	64	138	63
609931 - Real Estate Company Renewal	123	149	272	128
609932 - Real Estate Sales Renewal	308	341	649	334
609933 - Real Estate Sales License	222	221	444	217
609936 - Real Estate Miscellaneous			0	0
609940 - Real Estate Reactivate Co	4	3	7	3
609943 - Real Estate Transfer Broker	12	10	22	9
609944 - Real Estate Transfer SIs person	61	64	126	72
609948 - Securities Agent Transfer	192	192	384	198
609949 - Securities Annual Report	15	9	24	6
609950 - Corporate Take Over		1	1	0
609951 - Investment Advisor License	20	20	40	20
609952 - Investment Advisor Renewal	173	176	349	182
609953 - Securities Opinion	0	0	0	0
609955 - Registration Amendment	142	170	311	137
609956 - Securities Agent Renewal	7,013	7,048	14,061	9,501
609957 - Securities Broker Dealer Lic	21	20	42	17
609958 - Securities Broker Dealer RnwI	349	341	689	339
609959 - Securities Exemption	3	3	6	3
609961 - Securities Gnrl Registration	367	417	783	486
609963 - Securities Redeemable Regstr	30,450	36,790	67,240	33,919
609965 - Securities Agent License	1,212	1,126	2,338	1,558
609966 - Sub Land Amendment	1	1	2	1
609967 - Sub Land Annual Report Notif	3	2	5	2
609968 - Sub Land Annual Report Qualif	9	9	18	9
609969 - Sub Land Registration by Notif	0		0	0
609970 - Sub Land Rgistration By Qualif	5	13	18	4
609984 - Assgnd Risk Plan Assessments	138	108	246	91
609985 - No Fault Self Ins License	17	20	37	8
609986 - Rating Service Organ License	6	21	27	27

(Dollars in Thousands)

Agency/Dedicated/Cat/Class/Acc	Act FY16	Act FY17	Biennium FY16-17	Act FY18
609987 - Self Ins Administrator Lic	38	32	69	48
609988 - Workers Comp Self Ins Lic		4	4	
609990 - Credit Serv. Org.: Registratio	22	8	30	19
609994 - Viatical Settlement License	1	2	3	3
609995 - Viatical Settlement Lic Rnwl	4	4	8	6
609996 - Catastrophe Adjuster Reg	0	0	1	13
610006 - Reinsur Intermediar Lic Renew	3	2	5	2
610008 - Empl Lease Org Reg-Self-Insure	3	3	6	4
610009 - Self-Ins Empl Lease Org Exempt	4	4	8	6
610010 - Self-Ins Pol Subd Auto Renew			0	14
610011 - Self-Ins. Auto Self-Ins. Renew			0	14
610012 - Self-Ins 3Rd Party Admin Renew	194	108	302	143
610013 - Self-Ins New Grp Member	7	6	14	3
610014 - Self-Ins. Annual Report Filing	62	59	120	58
610038 - Mortgage Originator Init Lic	75	86	162	93
610039 - Mortgage Originator Renewal	229	252	481	265
610040 - Mortgage Servicer Initial Lic	6	3	9	5
610041 - Mortgage Servicer Renewal Lic	21	21	42	20
610042 - Exemption Certificate	1	2	2	2
610043 - Change In Control Within Banks	29	33	62	32
610044 - Consumer Small Loan Lender Lic	1	0	1	0
610045 - Nonlicensed Utiliz Review Org	35	43	78	37
610046 - Money Transmitters Appl Fee	64	104	168	60
610047 - Money Transmitters Renewal Fee	235	243	478	288
610051 - Athlete Agent License	3	4	7	4
610052 - Athlete Agent Renewal	2	1	3	1
610053 - Unit Investment Trust Regist	898	722	1,620	657
610056 - Overpayments For All Fees	2	0	2	0
610063 - Insurance Co Init Application	24	35	59	26
610064 - Service Contract Prov Reg Appl	137	144	281	145
610066 - Cont Ed Coordinator Renewal	4	5	9	5
610067 - Cont Ed Course Approval Renwl	1	0	2	1
610071 - Vehicle Product Protection Act	10	11	21	12
610072 - Debt Management Services			0	1
610073 - Debt Management Services Renew	11	7	18	10
610074 - Mortgage Originator Sponsor			0	8

(Dollars in Thousands)

Agency/Dedicated/Cat/Class/Acc	Act FY16	Act FY17	Biennium FY16-17	Act FY18
610076 - Exam Fee Mortgage Company	88	248	336	
610077 - Debt Settlement Services	2	1	3	4
610078 - Debt Settlement Services Renew	2	5	7	2
610079 - Market Assurance Assessment	89	93	182	94
610080 - Viatical Settlement Exemption	1	1	2	1
610081 - Portable Electronics License	13	13	27	21
610082 - Portable Electronics Renewal	59	26	85	53
610083 - Appraisal Mgmt Comp License	40	55	95	40
610084 - Appraisal Mgmt Comp Renewal	280	270	550	258
610085 - Weights - Measures Insp Fees	1,492	1,667	3,159	1,723
610086 - Cig Dist Fee Unfair Cig Sl/Act	80	80	160	84
610095 - Bullion Coin Dealer	3	3	7	3
610096 - Coin Dealer Representative	12	11	22	8
610098 - MNvest Offering		2	2	1
610099 - MNvest Portal		1	1	1
610100 - Money Transmitter Examination		3	3	43
610102 - Investment Adviser Rep			0	683
645821 - Certificate of Need Filing Fee	(25)	(27)	(52)	265
660803 - Certification of Need-Commerce	140		140	
Departmental Penalties	6,273	9,654	15,927	4,385
609789 - Assessment - Other Fines	10	44	55	70
609821 - Collection Agency Fines - Pen	288	86	373	261
609875 - Franchise Fines - Penalties	3	9	12	15
609891 - Insurance Agents Fines	653	595	1,247	471
609910 - Insurance CO Fines	4,651	8,380	13,031	2,962
609934 - Real Estate Fines - Penalties	340	291	632	283
609960 - Securities Fines - Penalties	126	18	144	58
610049 - Mortgage Orig Fines/Penalties	175	165	341	212
610050 - Notary Fines/Penalties	4	2	6	5
610097 - Bullion Coin Fines/Penalties	22	63	85	49
Investment Income	143	193	336	335
Statewide Investment Income	143	193	336	335
512001 - ITC Interest Earnings	143	193	336	335
All Other Revenue	49,874	48,739	98,612	51,530
Interest Income	0	0	1	0
512060 - NSF Charges	0	0	1	0

(Dollars in Thousands)

Agency/Dedicated/Cat/Class/Acc	Act FY16	Act FY17	Biennium FY16-17	Act FY18
Sale of Property and Equipment			0	
512260 - Sale of Useable Equipment			0	
Fines and Surcharges	109	63	172	97
512413 - Other Fines	25	59	83	85
512417 - Civil Penalties	40	5	45	12
513122 - Ent. Licensing Surcharge	45		45	
Internal Reimbursement	48	40	89	16
512606 - All Other Reimb - Internal	48	40	89	16
Other Revenue	49,624	48,610	98,234	51,306
512832 - Refunds of Prior Yr Expend	6		6	17
609979 - Unclaimed Property Remit Rprt	98,371	82,697	181,068	81,761
609980 - Unclaimed Property Dividends	422	322	744	629
609982 - Unclaimed Property Misc	0		0	
609983 - Unclaimed Property Refunds	(49,175)	(34,409)	(83,584)	(31,100)
Other Agency Deposits			0	
514213 - Other Agency Deposits			0	
Cost Recovery/Reimbursement	93	25	117	110
553090 - All Other Reimb - External	93	25	117	110
553094 - Credit Card Clearing	0	0	0	0

Financial Institutions

Program Expenditure Overview

(Dollars in Thousands)

	Actual FY16	Actual FY17	Actual FY18
<u>Expenditures by Fund</u>			
1000 - General	4,722	5,011	818
2000 - Restrict Misc Special Revenue	5,024	5,935	10,914
Total	9,746	10,946	11,733
Biennial Change			
Biennial % Change			
<u>Expenditures by Activity</u>			
Financial Institutions	9,746	10,946	11,733
Total	9,746	10,946	11,733
<u>Expenditures by Category</u>			
Compensation	3,909	4,162	4,456
Operating Expenses	5,837	6,784	6,823
Grants, Aids and Subsidies			450
Other Financial Transaction	0	0	3
Total	9,746	10,946	11,733
Total Agency Expenditures	9,746	10,946	11,733
Internal Billing Expenditures	105	116	655
Expenditures Less Internal Billing	9,641	10,830	11,078
<u>Full-Time Equivalents</u>			
	45.32	46.56	46.23

Petroleum Tank Cleanup Fund

Program Expenditure Overview

(Dollars in Thousands)

	Actual FY16	Actual FY17	Actual FY18
<u>Expenditures by Fund</u>			
2350 - Petroleum Tank Release Cleanup	5,996	5,173	5,777
Total	5,996	5,173	5,777
Biennial Change			
Biennial % Change			
<u>Expenditures by Activity</u>			
Petroleum Tank Cleanup Fund	5,996	5,173	5,777
Total	5,996	5,173	5,777
<u>Expenditures by Category</u>			
Compensation	649	672	695
Operating Expenses	5,347	4,501	5,081
Other Financial Transaction			0
Total	5,996	5,173	5,777
Total Agency Expenditures	5,996	5,173	5,777
Internal Billing Expenditures	102	104	101
Expenditures Less Internal Billing	5,894	5,069	5,676
<u>Full-Time Equivalents</u>			
	6.88	6.69	6.76

Administrative Services

Program Expenditure Overview

(Dollars in Thousands)

	Actual FY16	Actual FY17	Actual FY18
<u>Expenditures by Fund</u>			
1000 - General	6,464	7,794	6,515
2000 - Restrict Misc Special Revenue	1,754	1,120	1,968
Total	8,218	8,914	8,482
Biennial Change			
Biennial % Change			

Expenditures by Activity

Administrative Services	8,218	8,914	8,482
Total	8,218	8,914	8,482

Expenditures by Category

Compensation	5,858	6,007	6,067
Operating Expenses	2,338	2,872	2,408
Capital Outlay-Real Property	20	33	
Other Financial Transaction	2	2	7
Total	8,218	8,914	8,482

Full-Time Equivalents

69.59	70.42	67.02
-------	-------	-------

Enforcement

Program Expenditure Overview

(Dollars in Thousands)

	Actual FY16	Actual FY17	Actual FY18
<u>Expenditures by Fund</u>			
1000 - General	4,557	5,045	5,067
2000 - Restrict Misc Special Revenue	7,138	7,813	6,526
2830 - Workers Compensation	196	200	198
6000 - Miscellaneous Agency	128	121	44
Total	12,019	13,178	11,835
Biennial Change			
Biennial % Change			
<u>Expenditures by Activity</u>			
Enforcement	12,019	13,178	11,835
Total	12,019	13,178	11,835
<u>Expenditures by Category</u>			
Compensation	5,985	6,352	6,601
Operating Expenses	4,020	4,640	3,482
Grants, Aids and Subsidies	2,001	2,170	1,731
Capital Outlay-Real Property	10		
Other Financial Transaction	4	15	21
Total	12,019	13,178	11,835
Total Agency Expenditures	12,019	13,178	11,835
Internal Billing Expenditures	252	278	246
Expenditures Less Internal Billing	11,767	12,900	11,589
<u>Full-Time Equivalents</u>			
	62.64	62.57	63.37

Telecommunications

Program Expenditure Overview

(Dollars in Thousands)

	Actual FY16	Actual FY17	Actual FY18
<u>Expenditures by Fund</u>			
1000 - General	907	881	831
2000 - Restrict Misc Special Revenue	8	17	3
Total	915	898	834
Biennial Change			
Biennial % Change			
<u>Expenditures by Activity</u>			
Telecommunications	915	898	834
Total	915	898	834
<u>Expenditures by Category</u>			
Compensation	688	714	700
Operating Expenses	227	184	134
Other Financial Transaction			0
Total	915	898	834
Total Agency Expenditures	915	898	834
Internal Billing Expenditures	1	3	3
Expenditures Less Internal Billing	914	895	831
<u>Full-Time Equivalents</u>			
	6.48	6.55	6.04

Energy Resources

Program Expenditure Overview

(Dollars in Thousands)

	Actual FY16	Actual FY17	Actual FY18
<u>Expenditures by Fund</u>			
1000 - General	3,224	3,949	3,792
2000 - Restrict Misc Special Revenue	13,022	16,862	10,549
2340 - Renewable Development			3,009
3000 - Federal	119,917	118,746	131,144
Total	136,163	139,557	148,494
Biennial Change			
Biennial % Change			
<u>Expenditures by Activity</u>			
Energy Resources	136,163	139,557	148,494
Total	136,163	139,557	148,494
<u>Expenditures by Category</u>			
Compensation	7,645	7,915	8,372
Operating Expenses	5,723	10,579	9,055
Grants, Aids and Subsidies	121,951	120,303	130,189
Other Financial Transaction	845	760	878
Total	136,163	139,557	148,494
Total Agency Expenditures	136,163	139,557	148,494
Internal Billing Expenditures	869	815	841
Expenditures Less Internal Billing	135,294	138,742	147,653
<u>Full-Time Equivalents</u>			
	79.86	78.66	80.12

Telecommunications Access Mn Program Expenditure Overview

(Dollars in Thousands)

	Actual FY16	Actual FY17	Actual FY18
<u>Expenditures by Fund</u>			
2000 - Restrict Misc Special Revenue	3,788	3,725	3,294
Total	3,788	3,725	3,294
Biennial Change			
Biennial % Change			
<u>Expenditures by Activity</u>			
Telecommunications Access Mn	3,788	3,725	3,294
Total	3,788	3,725	3,294
<u>Expenditures by Category</u>			
Compensation	94	97	98
Operating Expenses	3,694	3,628	3,196
Total	3,788	3,725	3,294
Total Agency Expenditures	3,788	3,725	3,294
Internal Billing Expenditures	14	12	11
Expenditures Less Internal Billing	3,774	3,714	3,283
<u>Full-Time Equivalents</u>	1.10	1.09	1.09

Weights & Measures

Program Expenditure Overview

(Dollars in Thousands)

	Actual FY16	Actual FY17	Actual FY18
<u>Expenditures by Fund</u>			
2000 - Restrict Misc Special Revenue	3,558	3,763	3,788
Total	3,558	3,763	3,788
Biennial Change			
Biennial % Change			
<u>Expenditures by Activity</u>			
Weights & Measures	3,558	3,763	3,788
Total	3,558	3,763	3,788
<u>Expenditures by Category</u>			
Compensation	2,371	2,423	2,515
Operating Expenses	1,031	1,082	1,046
Capital Outlay-Real Property	154	247	214
Other Financial Transaction	1	10	13
Total	3,558	3,763	3,788
<u>Full-Time Equivalent</u>			
	29.86	29.57	29.06

Insurance

Program Expenditure Overview

(Dollars in Thousands)

	Actual FY16	Actual FY17	Actual FY18
<u>Expenditures by Fund</u>			
1000 - General	3,480	4,148	4,238
2001 - Other Misc Special Revenue	117	111	137
2830 - Workers Compensation	519	525	543
3000 - Federal	607	285	613
Total	4,724	5,069	5,531
Biennial Change			
Biennial % Change			
<u>Expenditures by Activity</u>			
Insurance	4,724	5,069	5,531
Total	4,724	5,069	5,531
<u>Expenditures by Category</u>			
Compensation	3,750	4,143	4,626
Operating Expenses	972	926	903
Other Financial Transaction	2	0	2
Total	4,724	5,069	5,531
Total Agency Expenditures	4,724	5,069	5,531
Internal Billing Expenditures	130	91	122
Expenditures Less Internal Billing	4,594	4,978	5,409
<u>Full-Time Equivalents</u>			
	36.44	39.79	43.20

Reinsurance Program

Program Expenditure Overview

(Dollars in Thousands)

	Actual FY16	Actual FY17	Actual FY18
<u>Expenditures by Fund</u>			
2000 - Restrict Misc Special Revenue		250	500
Total		250	500
Biennial Change			
Biennial % Change			
<u>Expenditures by Activity</u>			
Reinsurance Program		250	500
Total		250	500
<u>Expenditures by Category</u>			
Grants, Aids and Subsidies		250	500
Total		250	500
Total Agency Expenditures		250	500
Expenditures Less Internal Billing		250	500
<u>Full-Time Equivalents</u>			

Financial Institutions

Program Financing by Fund

(Dollars in Thousands)

	Actual FY16	Actual FY17	Actual FY18
1000 - General			
Balance Forward In		147	
Direct Appropriation	4,885	4,885	920
Transfers Out	19	19	31
Cancellations		2	
Balance Forward Out	144		71
Expenditures	4,722	5,011	818
Biennial Change in Expenditures			
Biennial % Change in Expenditures			
Full-Time Equivalents	45.32	46.56	3.73
2000 - Restrict Misc Special Revenue			
Balance Forward In	26	25	25
Receipts	5,676	6,797	14,767
Transfers Out	653	861	866
Balance Forward Out	25	25	3,011
Expenditures	5,024	5,935	10,914
Biennial Change in Expenditures			
Biennial % Change in Expenditures			
Full-Time Equivalents			42.50

Petroleum Tank Cleanup Fund **Program Financing by Fund**

(Dollars in Thousands)

	Actual FY16	Actual FY17	Actual FY18
2350 - Petroleum Tank Release Cleanup			
Balance Forward In		194	
Direct Appropriation	1,052	1,052	1,052
Open Appropriation	11,271	8,576	7,694
Transfers In	892	947	787
Transfers Out	7,029	5,214	3,584
Cancellations		383	
Balance Forward Out	190		172
Expenditures	5,996	5,173	5,777
Biennial Change in Expenditures			
Biennial % Change in Expenditures			
Full-Time Equivalents	6.88	6.69	6.76

Administrative Services

Program Financing by Fund

(Dollars in Thousands)

	Actual FY16	Actual FY17	Actual FY18
1000 - General			
Balance Forward In	0	704	0
Direct Appropriation	7,222	7,386	7,379
Transfers In		1	
Transfers Out	93	2	3
Cancellations		294	
Balance Forward Out	665		861
Expenditures	6,464	7,794	6,515
Biennial Change in Expenditures			
Biennial % Change in Expenditures			
Full-Time Equivalents	50.90	50.24	47.51
2000 - Restrict Misc Special Revenue			
Balance Forward In	2,099	1,818	2,157
Receipts	1,473	1,459	2,003
Internal Billing Receipts	1,473	1,459	2,003
Balance Forward Out	1,818	2,157	2,192
Expenditures	1,754	1,120	1,968
Biennial Change in Expenditures			
Biennial % Change in Expenditures			
Full-Time Equivalents	18.69	20.18	19.51

Enforcement

Program Financing by Fund

(Dollars in Thousands)

	Actual FY16	Actual FY17	Actual FY18
1000 - General			
Balance Forward In		332	
Direct Appropriation	4,901	4,901	5,469
Transfers Out	14	15	25
Cancellations		174	
Balance Forward Out	329		377
Expenditures	4,557	5,045	5,067
Biennial Change in Expenditures			
Biennial % Change in Expenditures			
Full-Time Equivalents	45.69	46.13	44.89
2000 - Restrict Misc Special Revenue			
Balance Forward In	10,348	9,375	7,584
Receipts	7,336	7,286	7,311
Transfers In	725	640	1,300
Transfers Out	2,025	1,940	1,302
Balance Forward Out	9,246	7,548	8,368
Expenditures	7,138	7,813	6,526
Biennial Change in Expenditures			
Biennial % Change in Expenditures			
Full-Time Equivalents	14.95	14.97	17.04
2830 - Workers Compensation			
Balance Forward In		2	
Direct Appropriation	198	198	198
Balance Forward Out	2		0
Expenditures	196	200	198
Biennial Change in Expenditures			
Biennial % Change in Expenditures			
Full-Time Equivalents	2.00	1.47	1.44
6000 - Miscellaneous Agency			
Balance Forward In	134	52	44
Receipts	46	91	44
Balance Forward Out	52	23	43
Expenditures	128	121	44

Enforcement **Program Financing by Fund**

(Dollars in Thousands)

	Actual FY16	Actual FY17	Actual FY18
Biennial Change in Expenditures			
Biennial % Change in Expenditures			

Telecommunications

Program Financing by Fund

(Dollars in Thousands)

	Actual FY16	Actual FY17	Actual FY18
1000 - General			
Balance Forward In		103	
Direct Appropriation	1,009	1,009	1,008
Transfers In	1,017	942	1,206
Transfers Out	1	2	14
Cancellations	1,017	1,171	1,206
Balance Forward Out	101		163
Expenditures	907	881	831
Biennial Change in Expenditures			
Biennial % Change in Expenditures			
Full-Time Equivalents	6.48	6.55	6.04
2000 - Restrict Misc Special Revenue			
Balance Forward In	25	25	25
Receipts	1,025	959	1,209
Transfers Out	1,017	942	1,206
Balance Forward Out	25	25	25
Expenditures	8	17	3
Biennial Change in Expenditures			
Biennial % Change in Expenditures			

Energy Resources
Program Financing by Fund

(Dollars in Thousands)

	Actual FY16	Actual FY17	Actual FY18
1000 - General			
Balance Forward In		608	
Direct Appropriation	3,848	4,677	4,240
Transfers Out	19	19	25
Cancellations		1,316	
Balance Forward Out	606		424
Expenditures	3,224	3,949	3,792
Biennial Change in Expenditures			
Biennial % Change in Expenditures			
Full-Time Equivalents	23.96	29.71	29.09

2000 - Restrict Misc Special Revenue

Balance Forward In	41,553	54,300	67,977
Receipts	24,135	27,953	9,312
Transfers In	312	414	461
Transfers Out			56,418
Balance Forward Out	52,977	65,805	10,784
Expenditures	13,022	16,862	10,549
Biennial Change in Expenditures			
Biennial % Change in Expenditures			
Full-Time Equivalents	29.86	26.87	26.55

2340 - Renewable Development

Direct Appropriation			600
Open Appropriation			2,909
Cancellations			500
Balance Forward Out			0
Expenditures			3,009
Biennial Change in Expenditures			
Biennial % Change in Expenditures			
Full-Time Equivalents			0.82

2403 - Gift

Balance Forward In	91	91	92
Receipts	1	1	1
Balance Forward Out	91	92	94

Energy Resources
Program Financing by Fund

(Dollars in Thousands)

	Actual FY16	Actual FY17	Actual FY18
--	----------------	----------------	----------------

3000 - Federal

Balance Forward In	34	5	1
Receipts	119,882	118,742	131,143
Expenditures	119,917	118,746	131,144
Biennial Change in Expenditures			
Biennial % Change in Expenditures			
Full-Time Equivalents	26.04	22.08	23.66

3002 - Oil Overcharge

Balance Forward In	232	232	248
Receipts		15	
Balance Forward Out	232	248	248

Telecommunications Access Mn Program Financing by Fund

(Dollars in Thousands)

	Actual FY16	Actual FY17	Actual FY18
2000 - Restrict Misc Special Revenue			
Balance Forward In	2,269	3,178	2,598
Receipts	5,936	4,370	4,216
Transfers In	376	41	395
Transfers Out	1,616	1,266	2,005
Balance Forward Out	3,177	2,598	1,910
Expenditures	3,788	3,725	3,294
Biennial Change in Expenditures			
Biennial % Change in Expenditures			
Full-Time Equivalents	1.10	1.09	1.09

Weights & Measures **Program Financing by Fund**

(Dollars in Thousands)

	Actual FY16	Actual FY17	Actual FY18
2000 - Restrict Misc Special Revenue			
Balance Forward In	837	880	782
Receipts	25	15	21
Transfers In	3,564	3,601	3,660
Transfers Out			3
Balance Forward Out	868	734	671
Expenditures	3,558	3,763	3,788
Biennial Change in Expenditures			
Biennial % Change in Expenditures			
Full-Time Equivalents	29.86	29.57	29.06

Insurance
Program Financing by Fund

(Dollars in Thousands)

	Actual FY16	Actual FY17	Actual FY18
1000 - General			
Balance Forward In		591	
Direct Appropriation	4,095	4,504	4,587
Transfers In	653	861	861
Transfers Out	19	19	31
Cancellations	678	1,789	861
Balance Forward Out	571		318
Expenditures	3,480	4,148	4,238
Biennial Change in Expenditures			
Biennial % Change in Expenditures			
Full-Time Equivalents	29.33	33.18	36.00

2001 - Other Misc Special Revenue

Balance Forward In	100	100	100
Receipts	73	54	137
Balance Forward Out	56	43	100
Expenditures	117	111	137
Biennial Change in Expenditures			
Biennial % Change in Expenditures			
Full-Time Equivalents	0.43	0.49	0.52

2830 - Workers Compensation

Balance Forward In		34	
Direct Appropriation	553	553	553
Cancellations		62	
Balance Forward Out	34		10
Expenditures	519	525	543
Biennial Change in Expenditures			
Biennial % Change in Expenditures			
Full-Time Equivalents	3.28	3.09	3.12

3000 - Federal

Receipts	606	285	613
Expenditures	607	285	613
Biennial Change in Expenditures			
Biennial % Change in Expenditures			

Insurance **Program Financing by Fund**

(Dollars in Thousands)

	Actual	Actual	Actual
	FY16	FY17	FY18
Full-Time Equivalents	3.40	3.03	3.56

**Reinsurance Program
Program Financing by Fund**

(Dollars in Thousands)

	Actual FY16	Actual FY17	Actual FY18
2000 - Restrict Misc Special Revenue			
Balance Forward In			38,547
Receipts		38,709	4,280
Transfers In			271,750
Transfers Out			
Balance Forward Out		38,459	314,078
Expenditures		250	500
Biennial Change in Expenditures			
Biennial % Change in Expenditures			

Expenditures by Fund, Program, Activity, Approp. and Account

(Dollars in Thousands)

Agency/Fund/Prog/Act/Appr/Cat	Act FY16	Act FY17	Biennium FY16-17	Act FY18
B13 - Commerce	185,127	191,473	376,600	200,268
1000 - General	23,354	26,828	50,182	21,261
B1301 - Financial Institutions	4,722	5,011	9,733	818
B130110 - Financial Institutions	4,722	5,011	9,733	818
B131000 - Financial Institutions	4,722	5,011	9,733	368
Compensation	3,909	4,162	8,071	359
41000 - Full Time - Salary	3,782	4,098	7,880	358
41030 - Part-Time-Seasonal-Labor Serv	13	12	25	
41050 - Overtime and Premium Pay	6	1	7	0
41070 - Other Employee Cost	108	51	159	
Operating Expenses	813	848	1,661	9
41100 - Space Rental and Utilities	36	37	72	
41110 - Printing and Advertising	2	1	2	
41130 - Prof-Tech Serv-Outside Vend	5	2	7	
41150 - Computer and System Services	40	2	41	
41155 - Communications	31	25	56	
41160 - Trav-Sub-Instate-Border Comm	378	346	724	1
41170 - Trav/Sub-OutOfState-BorderComm	59	93	152	7
41180 - Employee Development	29	28	56	1
41190 - State Agcy-Prov Prof-Tech Serv		14	14	
41196 - Centralized IT Services	87	141	228	
41300 - Supplies	21	29	50	
41400 - Equipment	11	13	24	
41500 - Repairs To Equip & Furn	16	17	33	
42010 - Statewide Indirect Costs	9	9	17	1
43000 - Other Operating Costs	91	93	184	
Other Financial Transaction	0	0	0	
47160 - Equipment-Non Capital	0	0	0	
B131005 - Financial Services Inclusion			0	400
Grants, Aids and Subsidies			0	400
44160 - Aid-Grants to NGO			0	400
B131006 - Financial Stability			0	50
Grants, Aids and Subsidies			0	50
44160 - Aid-Grants to NGO			0	50

(Dollars in Thousands)

Agency/Fund/Prog/Act/Appr/Cat	Act FY16	Act FY17	Biennium FY16-17	Act FY18
B1305 - Administrative Services	6,464	7,794	14,258	6,515
B130550 - Administrative Services	6,464	7,794	14,258	6,515
B135000 - Administrative Services	6,026	7,380	13,406	6,074
Capital Outlay-Real Property	20	33	54	
47060 - Equipment-Capital	20	33	54	
Compensation	3,672	4,474	8,146	3,661
41000 - Full Time - Salary	3,528	4,368	7,896	3,599
41030 - Part-Time-Seasonal-Labor Serv	80	72	152	27
41050 - Overtime and Premium Pay	15	0	15	0
41070 - Other Employee Cost	49	33	82	34
Operating Expenses	2,332	2,871	5,203	2,407
41100 - Space Rental and Utilities	823	915	1,738	811
41110 - Printing and Advertising	6	23	29	6
41130 - Prof-Tech Serv-Outside Vend	19	6	25	22
41145 - IT/Prof/Tech O/S Vendor	0	0	0	
41150 - Computer and System Services	120	30	149	30
41155 - Communications	96	41	137	48
41160 - Trav-Sub-Instate-Border Comm	3	13	16	5
41170 - Trav/Sub-OutOfState-BorderComm	16	13	29	8
41180 - Employee Development	11	35	46	34
41190 - State Agcy-Prov Prof-Tech Serv	1	87	88	9
41196 - Centralized IT Services	1,005	1,304	2,309	1,222
41300 - Supplies	41	168	210	40
41400 - Equipment	16	16	32	13
41500 - Repairs To Equip & Furn	30	79	109	62
42010 - Statewide Indirect Costs	11	12	23	15
43000 - Other Operating Costs	131	130	261	81
Other Financial Transaction	2	2	4	7
47160 - Equipment-Non Capital	2	2	4	7
B135001 - UCP Compliance	317	314	631	340
Compensation	311	313	624	339
41000 - Full Time - Salary	311	311	622	339
41050 - Overtime and Premium Pay	0	0	0	0
41070 - Other Employee Cost		2	2	
Operating Expenses	6	1	7	1
41155 - Communications	1	1	2	0

(Dollars in Thousands)

Agency/Fund/Prog/Act/Appr/Cat	Act FY16	Act FY17	Biennium FY16-17	Act FY18
41170 - Trav/Sub-OutOfState-BorderComm	2		2	
41180 - Employee Development	2		2	
41200 - Claims			0	
41300 - Supplies		0	0	
42010 - Statewide Indirect Costs	0	1	1	1
B135004 - Broadband Development	100	100	200	100
Compensation	100	100	200	100
41000 - Full Time - Salary	100	100	200	100
B135005 - Rulemaking & Administration	22		22	
Compensation	22		22	
41000 - Full Time - Salary	22		22	
Operating Expenses	0		0	
42010 - Statewide Indirect Costs	0		0	
B1307 - Enforcement	4,557	5,045	9,602	5,067
B130770 - Enforcement	4,557	5,045	9,602	5,067
B134000 - Enforcement	4,374	4,825	9,199	4,624
Compensation	3,932	4,226	8,158	4,190
41000 - Full Time - Salary	3,704	4,121	7,826	4,039
41030 - Part-Time-Seasonal-Labor Serv	210	81	291	96
41050 - Overtime and Premium Pay		0	0	1
41070 - Other Employee Cost	18	23	41	54
Operating Expenses	443	595	1,038	431
41100 - Space Rental and Utilities	28	27	54	27
41110 - Printing and Advertising	4	1	5	4
41130 - Prof-Tech Serv-Outside Vend	21	15	36	31
41150 - Computer and System Services	87	26	113	17
41155 - Communications	34	20	54	20
41160 - Trav-Sub-Instate-Border Comm	7	4	11	3
41170 - Trav/Sub-OutOfState-BorderComm	22	21	43	17
41180 - Employee Development	13	20	32	11
41190 - State Agcy-Prov Prof-Tech Serv	74	125	199	68
41196 - Centralized IT Services	87	198	284	150
41300 - Supplies	18	70	88	25
41400 - Equipment	9	11	20	9
41500 - Repairs To Equip & Furn	15	19	34	18
42010 - Statewide Indirect Costs	8	8	16	11

(Dollars in Thousands)

Agency/Fund/Prog/Act/Appr/Cat	Act FY16	Act FY17	Biennium FY16-17	Act FY18
43000 - Other Operating Costs	17	31	48	20
Other Financial Transaction	0	4	3	3
47160 - Equipment-Non Capital	0	4	3	3
B134006 - Health Care Enforcement	183	220	403	252
Compensation	183	219	402	251
41000 - Full Time - Salary	183	219	402	244
41030 - Part-Time-Seasonal-Labor Serv			0	
41070 - Other Employee Cost			0	7
Operating Expenses	0	0	1	1
41160 - Trav-Sub-Instate-Border Comm		0	0	0
42010 - Statewide Indirect Costs	0	0	1	1
B134007 - Senior & Vulnerable Adult Prot			0	191
Operating Expenses			0	191
41110 - Printing and Advertising			0	23
41130 - Prof-Tech Serv-Outside Vend			0	159
41155 - Communications			0	7
41300 - Supplies			0	1
42010 - Statewide Indirect Costs			0	0
43000 - Other Operating Costs			0	3
B1309 - Telecommunications	907	881	1,788	831
B130909 - Telecommunications	907	881	1,788	831
B133000 - Telecommunications	907	881	1,788	831
Compensation	688	714	1,402	700
41000 - Full Time - Salary	669	705	1,374	693
41030 - Part-Time-Seasonal-Labor Serv	2	6	8	6
41070 - Other Employee Cost	17	3	20	1
Operating Expenses	219	167	386	131
41100 - Space Rental and Utilities	51	56	107	58
41110 - Printing and Advertising	0	0	0	0
41130 - Prof-Tech Serv-Outside Vend	1	0	1	0
41150 - Computer and System Services	48		48	0
41155 - Communications	2	2	5	3
41160 - Trav-Sub-Instate-Border Comm	0	0	0	0
41170 - Trav/Sub-OutOfState-BorderComm	4	8	12	6
41180 - Employee Development	3	3	5	3
41190 - State Agcy-Prov Prof-Tech Serv	12	2	13	3

(Dollars in Thousands)

Agency/Fund/Prog/Act/Appr/Cat	Act FY16	Act FY17	Biennium FY16-17	Act FY18
41196 - Centralized IT Services	87	86	173	46
41300 - Supplies	6	2	8	4
41400 - Equipment	1	1	3	1
41500 - Repairs To Equip & Furn	2	2	4	3
42010 - Statewide Indirect Costs	2	1	3	2
42030 - State Agency Reimbursements	(3)		(3)	
43000 - Other Operating Costs	3	3	6	3
Other Financial Transaction			0	0
47160 - Equipment-Non Capital			0	0
B1315 - Energy Resources	3,224	3,949	7,173	3,792
B131551 - Energy Resources	3,224	3,949	7,173	3,792
B132000 - Energy Resources	3,052	3,764	6,816	3,212
Compensation	2,357	3,070	5,428	2,559
41000 - Full Time - Salary	2,152	2,817	4,969	2,315
41030 - Part-Time-Seasonal-Labor Serv	171	211	382	212
41050 - Overtime and Premium Pay		0	0	0
41070 - Other Employee Cost	35	41	76	32
Grants, Aids and Subsidies		11	11	10
44130 - Aid-Grants to Counties		4	4	
44160 - Aid-Grants to NGO		7	7	10
Operating Expenses	695	683	1,377	640
41100 - Space Rental and Utilities	288	275	563	321
41110 - Printing and Advertising	2	1	3	1
41130 - Prof-Tech Serv-Outside Vend	4	1	6	21
41150 - Computer and System Services	144	26	170	22
41155 - Communications	16	9	25	8
41160 - Trav-Sub-Instate-Border Comm	3	4	6	1
41170 - Trav/Sub-OutOfState-BorderComm	15	21	36	19
41180 - Employee Development	7	12	19	12
41190 - State Agcy-Prov Prof-Tech Serv	1	20	21	11
41196 - Centralized IT Services	140	218	359	142
41300 - Supplies	23	24	48	22
41400 - Equipment	9	9	18	7
41500 - Repairs To Equip & Furn	14	10	25	15
42010 - Statewide Indirect Costs	6	6	12	8
43000 - Other Operating Costs	22	46	68	29

(Dollars in Thousands)

Agency/Fund/Prog/Act/Appr/Cat	Act FY16	Act FY17	Biennium FY16-17	Act FY18
Other Financial Transaction	0		0	2
47160 - Equipment-Non Capital	0		0	2
B132002 - Weatherization Equipment	150	114	264	
Grants, Aids and Subsidies	140	111	251	
44160 - Aid-Grants to NGO	140	111	251	
Other Financial Transaction	10	3	13	
48040 - Aid To Sovereign Entities	10	3	13	
B132004 - Competitive Rates EITE	21	71	92	
Compensation	21	71	92	
41000 - Full Time - Salary	21	71	92	
Operating Expenses	0	0	0	
42010 - Statewide Indirect Costs	0	0	0	
B132005 - Healthy Air			0	89
Grants, Aids and Subsidies			0	89
44160 - Aid-Grants to NGO			0	89
B132006 - Energy Reg & Plan Unit Staff			0	491
Compensation			0	422
41000 - Full Time - Salary			0	398
41030 - Part-Time-Seasonal-Labor Serv			0	21
41070 - Other Employee Cost			0	3
Operating Expenses			0	69
41150 - Computer and System Services			0	60
41160 - Trav-Sub-Instate-Border Comm			0	0
41170 - Trav/Sub-OutOfState-BorderComm			0	3
41180 - Employee Development			0	5
42010 - Statewide Indirect Costs			0	1
43000 - Other Operating Costs			0	
B1319 - Insurance	3,480	4,148	7,629	4,238
B131991 - Insurance	3,480	4,148	7,629	4,238
B136000 - Insurance	3,123	3,652	6,774	3,188
Compensation	2,568	2,934	5,501	2,630
41000 - Full Time - Salary	2,499	2,856	5,355	2,554
41030 - Part-Time-Seasonal-Labor Serv	29	41	70	40
41050 - Overtime and Premium Pay		0	0	0
41070 - Other Employee Cost	40	36	76	35
Operating Expenses	553	718	1,271	556

(Dollars in Thousands)

Agency/Fund/Prog/Act/Appr/Cat	Act FY16	Act FY17	Biennium FY16-17	Act FY18
41100 - Space Rental and Utilities	257	295	552	298
41110 - Printing and Advertising	2	0	2	1
41130 - Prof-Tech Serv-Outside Vend	67	14	81	6
41150 - Computer and System Services	41		41	0
41155 - Communications	13	6	19	6
41160 - Trav-Sub-Instate-Border Comm	0	0	0	0
41170 - Trav/Sub-OutOfState-BorderComm	8	33	41	5
41180 - Employee Development	6	11	17	10
41190 - State Agcy-Prov Prof-Tech Serv	4	22	26	2
41196 - Centralized IT Services	104	188	292	122
41300 - Supplies	16	114	130	33
41400 - Equipment	8	9	16	7
41500 - Repairs To Equip & Furn	12	10	22	16
42010 - Statewide Indirect Costs	6	6	12	8
43000 - Other Operating Costs	9	11	20	40
Other Financial Transaction	2	0	2	2
47160 - Equipment-Non Capital	2	0	2	2
B136001 - Health Ins Rate Review	292	496	788	619
Compensation	291	485	776	611
41000 - Full Time - Salary	291	462	753	605
41030 - Part-Time-Seasonal-Labor Serv		20	20	3
41050 - Overtime and Premium Pay		0	0	
41070 - Other Employee Cost		3	3	3
Operating Expenses	1	11	12	7
41110 - Printing and Advertising			0	
41170 - Trav/Sub-OutOfState-BorderComm		5	5	
41180 - Employee Development	0	3	3	1
41300 - Supplies	1	0	1	1
41400 - Equipment		2	2	2
41500 - Repairs To Equip & Furn		1	1	2
42010 - Statewide Indirect Costs	0	1	1	1
43000 - Other Operating Costs			0	0
B136002 - No-Fault Auto Task Force	66		66	
Compensation	2		2	
41000 - Full Time - Salary	1		1	
41030 - Part-Time-Seasonal-Labor Serv	1		1	

(Dollars in Thousands)

Agency/Fund/Prog/Act/Appr/Cat	Act FY16	Act FY17	Biennium FY16-17	Act FY18
Operating Expenses	64		64	
41100 - Space Rental and Utilities	0		0	
41190 - State Agcy-Prov Prof-Tech Serv	64		64	
41300 - Supplies	0		0	
42010 - Statewide Indirect Costs	0		0	
43000 - Other Operating Costs	0		0	
B136004 - Actuarial Reserve Review			0	412
Compensation			0	403
41000 - Full Time - Salary			0	395
41030 - Part-Time-Seasonal-Labor Serv			0	8
41070 - Other Employee Cost			0	1
Operating Expenses			0	9
41170 - Trav/Sub-OutOfState-BorderComm			0	7
41180 - Employee Development			0	1
42010 - Statewide Indirect Costs			0	1
B136005 - Natl Coucil Ins Leg Dues			0	10
Operating Expenses			0	10
41180 - Employee Development			0	10
B136006 - Insurance Innovation Waiver			0	9
Compensation			0	9
41000 - Full Time - Salary			0	9
Operating Expenses			0	0
42010 - Statewide Indirect Costs			0	0
2000 - Restrict Misc Special Revenue	34,292	39,486	73,778	37,542
B1301 - Financial Institutions	5,024	5,935	10,960	10,914
B130110 - Financial Institutions	5,024	5,935	10,960	10,914
B131004 - Financial Inst Account ITC			0	5,650
Compensation			0	4,097
41000 - Full Time - Salary			0	3,981
41030 - Part-Time-Seasonal-Labor Serv			0	7
41050 - Overtime and Premium Pay			0	0
41070 - Other Employee Cost			0	109
Operating Expenses			0	1,550
41100 - Space Rental and Utilities			0	99
41110 - Printing and Advertising			0	1
41130 - Prof-Tech Serv-Outside Vend			0	16

(Dollars in Thousands)

Agency/Fund/Prog/Act/Appr/Cat	Act FY16	Act FY17	Biennium FY16-17	Act FY18
41150 - Computer and System Services			0	2
41155 - Communications			0	23
41160 - Trav-Sub-Instate-Border Comm			0	351
41170 - Trav/Sub-OutOfState-BorderComm			0	51
41180 - Employee Development			0	27
41190 - State Agcy-Prov Prof-Tech Serv			0	17
41196 - Centralized IT Services			0	136
41300 - Supplies			0	33
41400 - Equipment			0	11
41500 - Repairs To Equip & Furn			0	19
42000 - Agency Indirect Costs			0	539
42010 - Statewide Indirect Costs			0	38
42020 - Attorney General Costs			0	94
43000 - Other Operating Costs			0	95
Other Financial Transaction			0	3
47160 - Equipment-Non Capital			0	3
B131200 - Ins Exam Rev Fund	5,024	5,935	10,960	5,264
Operating Expenses	5,024	5,935	10,960	5,264
41130 - Prof-Tech Serv-Outside Vend	4,865	5,762	10,628	5,111
41160 - Trav-Sub-Instate-Border Comm	2	4	6	0
41170 - Trav/Sub-OutOfState-BorderComm	44	44	88	28
41300 - Supplies	0		0	
42000 - Agency Indirect Costs	105	116	221	116
42010 - Statewide Indirect Costs	7	10	17	8
B1305 - Administrative Services	1,754	1,120	2,874	1,968
B130550 - Administrative Services	1,754	1,120	2,874	1,968
B135300 - Agency Indirect Cost Account	1,754	1,120	2,874	1,968
Compensation	1,754	1,120	2,874	1,968
41000 - Full Time - Salary	1,736	1,093	2,829	1,966
41030 - Part-Time-Seasonal-Labor Serv	16	24	40	
41050 - Overtime and Premium Pay	0	1	1	
41070 - Other Employee Cost	2	2	4	2
Operating Expenses	0		0	
41100 - Space Rental and Utilities			0	
41196 - Centralized IT Services	0		0	
41300 - Supplies	0		0	

(Dollars in Thousands)

Agency/Fund/Prog/Act/Appr/Cat	Act FY16	Act FY17	Biennium FY16-17	Act FY18
43000 - Other Operating Costs			0	
B1307 - Enforcement	7,138	7,813	14,951	6,526
B130770 - Enforcement	7,138	7,813	14,951	6,526
B132302 - Joint Powers DNR Bat Study	3	150	153	
Operating Expenses	3	150	153	
41130 - Prof-Tech Serv-Outside Vend	3	150	153	
B134001 - License Technology Surcharge	2,664	3,015	5,678	1,986
Compensation	11		11	
41000 - Full Time - Salary	11		11	
Operating Expenses	2,653	3,015	5,668	1,986
41130 - Prof-Tech Serv-Outside Vend		959	959	1,541
41145 - IT/Prof/Tech O/S Vendor	2,640	1,813	4,453	419
41170 - Trav/Sub-OutOfState-BorderComm	1		1	
41180 - Employee Development	1		1	
41196 - Centralized IT Services	2	213	215	18
42000 - Agency Indirect Costs	7	29	36	7
42010 - Statewide Indirect Costs	1	2	2	1
B134100 - Insurance Fraud Prevention	2,211	2,230	4,442	2,570
Capital Outlay-Real Property	10		10	
47060 - Equipment-Capital	10		10	
Compensation	1,513	1,548	3,061	1,807
41000 - Full Time - Salary	1,462	1,490	2,952	1,726
41030 - Part-Time-Seasonal-Labor Serv		11	11	9
41050 - Overtime and Premium Pay	6	1	7	27
41070 - Other Employee Cost	45	45	90	45
Operating Expenses	685	674	1,359	744
41100 - Space Rental and Utilities	212	224	435	227
41110 - Printing and Advertising	1	0	1	1
41130 - Prof-Tech Serv-Outside Vend	11	6	18	11
41150 - Computer and System Services	17	5	22	4
41155 - Communications	17	14	31	17
41160 - Trav-Sub-Instate-Border Comm	53	62	115	65
41170 - Trav/Sub-OutOfState-BorderComm	6	6	11	5
41180 - Employee Development	6	9	14	4
41190 - State Agcy-Prov Prof-Tech Serv		1	1	1
41196 - Centralized IT Services	79	71	150	76

(Dollars in Thousands)

Agency/Fund/Prog/Act/Appr/Cat	Act FY16	Act FY17	Biennium FY16-17	Act FY18
41300 - Supplies	27	23	50	66
41400 - Equipment	3	3	7	3
41500 - Repairs To Equip & Furn	10	6	15	30
42000 - Agency Indirect Costs	200	206	406	200
42010 - Statewide Indirect Costs	15	16	31	17
43000 - Other Operating Costs	29	23	52	18
Other Financial Transaction	4	8	12	19
47160 - Equipment-Non Capital	4	8	12	19
B134101 - Fraud Reward Fund	14		14	5
Operating Expenses	14		14	5
43000 - Other Operating Costs	14		14	5
B134200 - Auto Theft Prevention	1,979	2,160	4,139	1,872
Capital Outlay-Real Property			0	
47060 - Equipment-Capital			0	
Compensation	118	122	239	110
41000 - Full Time - Salary	118	122	239	110
Grants, Aids and Subsidies	1,829	1,998	3,826	1,731
44130 - Aid-Grants to Counties	918	869	1,787	744
44135 - Aid-Grants to Cities-Towns	889	988	1,877	627
44155 - Aid-Grants to State Agencies		87	87	350
44160 - Aid-Grants to NGO	21	53	74	9
Operating Expenses	33	37	70	32
41100 - Space Rental and Utilities	16	16	31	15
41130 - Prof-Tech Serv-Outside Vend			0	
41160 - Trav-Sub-Instate-Border Comm	0	0	0	1
41170 - Trav/Sub-OutOfState-BorderComm		0	0	
41180 - Employee Development	0	0	0	1
41300 - Supplies	1	3	4	
41400 - Equipment			0	
41500 - Repairs To Equip & Furn			0	
42000 - Agency Indirect Costs	15	16	32	14
42010 - Statewide Indirect Costs	1	1	2	1
Other Financial Transaction		3	3	
47160 - Equipment-Non Capital		3	3	
B134400 - RE Educ Research & Recov ltc	267	258	525	93
Compensation	72	69	141	81

(Dollars in Thousands)

Agency/Fund/Prog/Act/Appr/Cat	Act FY16	Act FY17	Biennium FY16-17	Act FY18
41000 - Full Time - Salary	72	69	141	81
41050 - Overtime and Premium Pay			0	0
41070 - Other Employee Cost			0	1
Grants, Aids and Subsidies	173	173	345	
44160 - Aid-Grants to NGO	173	173	345	
Operating Expenses	22	16	39	11
41200 - Claims			0	
41300 - Supplies			0	
42000 - Agency Indirect Costs	10	10	20	11
42010 - Statewide Indirect Costs	1	1	1	1
42020 - Attorney General Costs	12	6	18	
B1309 - Telecommunications	8	17	25	3
B130909 - Telecommunications	8	17	25	3
B133100 - Telephone Investigation	8	17	25	3
Operating Expenses	8	17	25	3
41130 - Prof-Tech Serv-Outside Vend	7	14	21	
42000 - Agency Indirect Costs	1	3	4	3
42010 - Statewide Indirect Costs	0	0	0	0
B1315 - Energy Resources	13,022	16,862	29,884	10,549
B131551 - Energy Resources	13,022	16,862	29,884	10,549
B132200 - Energy Planning & Systems	295	450	745	499
Compensation	232	380	612	468
41000 - Full Time - Salary	219	368	587	458
41030 - Part-Time-Seasonal-Labor Serv	5	13	17	10
41050 - Overtime and Premium Pay	0	0	0	
41070 - Other Employee Cost	8	0	8	
Operating Expenses	64	70	133	31
41150 - Computer and System Services	5		5	
41160 - Trav-Sub-Instate-Border Comm			0	0
41180 - Employee Development	0	0	0	
41196 - Centralized IT Services	20	20	40	
41300 - Supplies			0	0
42000 - Agency Indirect Costs	30	46	76	29
42010 - Statewide Indirect Costs	2	3	5	2
43000 - Other Operating Costs	6		6	
B132300 - Power Plant Assessment	975	1,038	2,013	1,098

(Dollars in Thousands)

Agency/Fund/Prog/Act/Appr/Cat	Act FY16	Act FY17	Biennium FY16-17	Act FY18
Compensation	712	638	1,350	768
41000 - Full Time - Salary	652	637	1,289	767
41070 - Other Employee Cost	60	1	61	1
Operating Expenses	262	400	662	325
41100 - Space Rental and Utilities	59	71	131	64
41110 - Printing and Advertising	1	0	1	0
41130 - Prof-Tech Serv-Outside Vend	4	65	70	5
41150 - Computer and System Services	8		8	0
41155 - Communications	3	5	8	3
41160 - Trav-Sub-Instate-Border Comm	1	1	1	1
41170 - Trav/Sub-OutOfState-BorderComm	2	2	4	4
41180 - Employee Development	1	11	12	10
41190 - State Agcy-Prov Prof-Tech Serv	33	4	37	1
41196 - Centralized IT Services	12	80	92	97
41300 - Supplies	7	3	10	4
41400 - Equipment	2	2	4	2
41500 - Repairs To Equip & Furn	3	2	5	4
42000 - Agency Indirect Costs	104	101	205	104
42010 - Statewide Indirect Costs	14	16	30	16
42020 - Attorney General Costs	5	1	6	2
43000 - Other Operating Costs	3	35	38	8
Other Financial Transaction	0	1	1	5
47160 - Equipment-Non Capital	0	1	1	5
B132301 - Power Plant Siting Appl Fees	1,750	4,828	6,578	2,957
Compensation	789	793	1,582	884
41000 - Full Time - Salary	789	793	1,582	884
41050 - Overtime and Premium Pay			0	0
Operating Expenses	961	4,035	4,995	2,074
41100 - Space Rental and Utilities	0		0	
41110 - Printing and Advertising		1	1	2
41130 - Prof-Tech Serv-Outside Vend	520	3,324	3,844	1,452
41160 - Trav-Sub-Instate-Border Comm	21	20	41	16
41170 - Trav/Sub-OutOfState-BorderComm		8	8	
41190 - State Agcy-Prov Prof-Tech Serv	207	484	690	282
41300 - Supplies	0		0	0
42000 - Agency Indirect Costs	134	181	315	154

(Dollars in Thousands)

Agency/Fund/Prog/Act/Appr/Cat	Act FY16	Act FY17	Biennium FY16-17	Act FY18
42010 - Statewide Indirect Costs	2		2	1
42020 - Attorney General Costs	77	49	126	172
43000 - Other Operating Costs	0	(32)	(32)	(6)
B132404 - Exxon Public Bldgs Itc	593	144	737	113
Compensation	250	80	330	113
41000 - Full Time - Salary	247	80	326	111
41050 - Overtime and Premium Pay		0	0	1
41070 - Other Employee Cost	3		3	2
Grants, Aids and Subsidies	310	64	374	
44135 - Aid-Grants to Cities-Towns	50		50	
44155 - Aid-Grants to State Agencies	260	64	324	
Operating Expenses	33	0	34	0
41130 - Prof-Tech Serv-Outside Vend	33		33	
41160 - Trav-Sub-Instate-Border Comm	0		0	0
41180 - Employee Development	0	0	0	
41300 - Supplies		0	0	
B132405 - ARRA Funded Financial Programs	900	567	1,467	169
Compensation		77	77	141
41000 - Full Time - Salary		74	74	136
41030 - Part-Time-Seasonal-Labor Serv		3	3	5
41050 - Overtime and Premium Pay		0	0	0
Grants, Aids and Subsidies	900	473	1,373	8
44155 - Aid-Grants to State Agencies	900	471	1,371	
44160 - Aid-Grants to NGO		2	2	8
Operating Expenses		17	17	20
41130 - Prof-Tech Serv-Outside Vend		6	6	
41160 - Trav-Sub-Instate-Border Comm			0	0
41170 - Trav/Sub-OutOfState-BorderComm			0	2
41180 - Employee Development		0	0	1
42000 - Agency Indirect Costs		11	11	17
42010 - Statewide Indirect Costs		1	1	1
B132406 - Made in Minnesota Solar Energy	1,419	3,681	5,100	
Compensation	346	292	638	
41000 - Full Time - Salary	346	292	637	
41050 - Overtime and Premium Pay	0	0	0	
41070 - Other Employee Cost	1		1	

(Dollars in Thousands)

Agency/Fund/Prog/Act/Appr/Cat	Act FY16	Act FY17	Biennium FY16-17	Act FY18
Grants, Aids and Subsidies	149	67	216	
44145 - Aid-Grants to Higher Ed Inst	140	67	207	
44160 - Aid-Grants to NGO	10		10	
Operating Expenses	924	3,307	4,230	
41110 - Printing and Advertising	0	0	0	
41155 - Communications	1	0	1	
41160 - Trav-Sub-Instate-Border Comm	3	1	3	
41170 - Trav/Sub-OutOfState-BorderComm	4	4	8	
41180 - Employee Development	3	2	5	
41196 - Centralized IT Services	126	122	248	
41200 - Claims	723	3,123	3,846	
41300 - Supplies	1	0	1	
42000 - Agency Indirect Costs	55	50	105	
42010 - Statewide Indirect Costs	4	3	7	
43000 - Other Operating Costs	4	3	7	
Other Financial Transaction		15	15	
48040 - Aid To Sovereign Entities		15	15	
B132413 - DE - Technical Assistance	1,016	799	1,815	765
Compensation	351	286	637	311
41000 - Full Time - Salary	346	285	630	310
41050 - Overtime and Premium Pay		0	0	0
41070 - Other Employee Cost	6	1	6	1
Grants, Aids and Subsidies	535	373	908	300
44160 - Aid-Grants to NGO	535	373	908	300
Operating Expenses	129	141	270	153
41100 - Space Rental and Utilities	45	50	95	41
41110 - Printing and Advertising	0	0	0	0
41130 - Prof-Tech Serv-Outside Vend	1	0	1	24
41150 - Computer and System Services	5		5	0
41155 - Communications	1	0	1	0
41160 - Trav-Sub-Instate-Border Comm	1	2	3	2
41170 - Trav/Sub-OutOfState-BorderComm	4	7	11	5
41180 - Employee Development	2	3	5	3
41190 - State Agcy-Prov Prof-Tech Serv		2	2	0
41196 - Centralized IT Services	7	26	33	19
41300 - Supplies	4	2	6	2

(Dollars in Thousands)

Agency/Fund/Prog/Act/Appr/Cat	Act FY16	Act FY17	Biennium FY16-17	Act FY18
41400 - Equipment	1	1	3	1
41500 - Repairs To Equip & Furn	2	2	4	2
42000 - Agency Indirect Costs	49	42	91	44
42010 - Statewide Indirect Costs	3	3	6	3
43000 - Other Operating Costs	4	2	5	6
Other Financial Transaction			0	0
47160 - Equipment-Non Capital			0	0
B132414 - DE - R & D Grants	4,933	4,110	9,042	3,719
Compensation	269	208	477	274
41000 - Full Time - Salary	269	207	476	274
41030 - Part-Time-Seasonal-Labor Serv		0	0	
41050 - Overtime and Premium Pay			0	0
41070 - Other Employee Cost		1	1	
Grants, Aids and Subsidies	4,272	3,781	8,053	3,352
44145 - Aid-Grants to Higher Ed Inst	1,280	1,101	2,381	982
44155 - Aid-Grants to State Agencies			0	52
44160 - Aid-Grants to NGO	2,992	2,680	5,672	2,318
Operating Expenses	392	120	512	93
41110 - Printing and Advertising			0	
41130 - Prof-Tech Serv-Outside Vend	301	88	389	58
41150 - Computer and System Services	37		37	
41160 - Trav-Sub-Instate-Border Comm	0	0	1	
41170 - Trav/Sub-OutOfState-BorderComm	3		3	
41180 - Employee Development	2	0	2	
41300 - Supplies	0	0	0	0
42000 - Agency Indirect Costs	42	30	71	32
42010 - Statewide Indirect Costs	3	2	5	2
43000 - Other Operating Costs	4		4	
B132415 - Facility Energy Efficiency(B3)	500	500	1,000	448
Grants, Aids and Subsidies	500	500	1,000	448
44155 - Aid-Grants to State Agencies	500	500	1,000	448
B132417 - RDF-Solar Electricity Projects			0	
Grants, Aids and Subsidies			0	
44160 - Aid-Grants to NGO			0	
B132419 - RDF-Automotive Projects		10	10	15
Grants, Aids and Subsidies		10	10	15

(Dollars in Thousands)

Agency/Fund/Prog/Act/Appr/Cat	Act FY16	Act FY17	Biennium FY16-17	Act FY18
44160 - Aid-Grants to NGO		10	10	15
B132420 - RDF-Hydrogen Roadmap		79	79	115
Grants, Aids and Subsidies		79	79	115
44145 - Aid-Grants to Higher Ed Inst		79	79	115
44160 - Aid-Grants to NGO			0	
B132424 - McKnight Foundation Energy Gra		36	36	127
Compensation		0	0	7
41000 - Full Time - Salary		0	0	7
Grants, Aids and Subsidies		36	36	119
44160 - Aid-Grants to NGO		36	36	119
Operating Expenses		0	0	1
41160 - Trav-Sub-Instate-Border Comm			0	0
42000 - Agency Indirect Costs		0	0	1
42010 - Statewide Indirect Costs		0	0	0
B132430 - RDF-Solar Rebates	21	79	100	90
Compensation			0	29
41000 - Full Time - Salary			0	29
Grants, Aids and Subsidies	12	76	88	22
44145 - Aid-Grants to Higher Ed Inst			0	12
44160 - Aid-Grants to NGO	12	76	88	10
Operating Expenses			0	4
41160 - Trav-Sub-Instate-Border Comm			0	0
41170 - Trav/Sub-OutOfState-BorderComm			0	0
42000 - Agency Indirect Costs			0	3
42010 - Statewide Indirect Costs			0	0
Other Financial Transaction	9	3	12	35
48040 - Aid To Sovereign Entities	9	3	12	35
B132433 - IRETI Grant			0	
Grants, Aids and Subsidies			0	
44160 - Aid-Grants to NGO			0	
B132441 - Audit Investigation Account		160	160	98
Compensation			0	
41000 - Full Time - Salary			0	
Operating Expenses		160	160	98
41130 - Prof-Tech Serv-Outside Vend		156	156	95
42000 - Agency Indirect Costs		3	3	3

(Dollars in Thousands)

Agency/Fund/Prog/Act/Appr/Cat	Act FY16	Act FY17	Biennium FY16-17	Act FY18
42010 - Statewide Indirect Costs		0	0	0
B132442 - E999 Investigations	236	0	236	19
Compensation	3		3	
41000 - Full Time - Salary	3		3	
Operating Expenses	233	0	233	19
41130 - Prof-Tech Serv-Outside Vend	226	0	226	17
42000 - Agency Indirect Costs	6	0	6	2
42010 - Statewide Indirect Costs	0	0	1	0
B132501 - Residential Propane	385	380	765	317
Compensation	15	11	27	8
41000 - Full Time - Salary	15	11	27	8
41050 - Overtime and Premium Pay		0	0	
41070 - Other Employee Cost		0	0	
Grants, Aids and Subsidies	365	377	742	306
44130 - Aid-Grants to Counties	3		3	
44160 - Aid-Grants to NGO	362	377	739	306
Operating Expenses	2	1	3	1
42000 - Agency Indirect Costs	2	1	3	1
42010 - Statewide Indirect Costs	0	0	0	0
Other Financial Transaction	3	(10)	(7)	2
48040 - Aid To Sovereign Entities	3	(10)	(7)	2
B1316 - Telecommunications Access Mn	3,788	3,725	7,514	3,294
B131661 - Telecommunications Access Mn	3,788	3,725	7,514	3,294
B133200 - TAM	3,432	3,330	6,762	2,900
Compensation	94	97	191	98
41000 - Full Time - Salary	94	97	191	98
Operating Expenses	3,337	3,233	6,571	2,802
41100 - Space Rental and Utilities			0	
41110 - Printing and Advertising			0	
41130 - Prof-Tech Serv-Outside Vend	30		30	
41155 - Communications	1,886	1,661	3,547	1,469
41160 - Trav-Sub-Instate-Border Comm			0	
41170 - Trav/Sub-OutOfState-BorderComm	3	4	7	5
41180 - Employee Development	0	1	1	1
41196 - Centralized IT Services		1	1	
41300 - Supplies	0		0	0

(Dollars in Thousands)

Agency/Fund/Prog/Act/Appr/Cat	Act FY16	Act FY17	Biennium FY16-17	Act FY18
42000 - Agency Indirect Costs	14	12	26	11
42010 - Statewide Indirect Costs	1	1	2	1
43000 - Other Operating Costs	1,404	1,553	2,957	1,315
B133201 - Accessible News	357	395	752	395
Operating Expenses	357	395	752	395
43000 - Other Operating Costs	357	395	752	395
B1318 - Weights & Measures	3,558	3,763	7,321	3,788
B131881 - Weights & Measures	3,558	3,763	7,321	3,788
B135100 - Petroleum Inspection	3,558	3,763	7,321	3,788
Capital Outlay-Real Property	154	247	402	214
47060 - Equipment-Capital	154	247	402	214
Compensation	2,371	2,423	4,794	2,515
41000 - Full Time - Salary	2,295	2,346	4,641	2,385
41030 - Part-Time-Seasonal-Labor Serv	5		5	7
41050 - Overtime and Premium Pay	24	6	30	25
41070 - Other Employee Cost	47	71	119	99
Operating Expenses	1,031	1,082	2,113	1,046
41100 - Space Rental and Utilities	438	469	906	428
41110 - Printing and Advertising	5	9	14	12
41130 - Prof-Tech Serv-Outside Vend	10	3	13	8
41150 - Computer and System Services	59	1	59	2
41155 - Communications	25	21	46	24
41160 - Trav-Sub-Instate-Border Comm	77	67	144	72
41170 - Trav/Sub-OutOfState-BorderComm	26	10	36	10
41180 - Employee Development	13	13	26	8
41190 - State Agcy-Prov Prof-Tech Serv		2	2	9
41196 - Centralized IT Services	35	123	159	91
41300 - Supplies	181	179	360	192
41400 - Equipment	6	6	13	4
41500 - Repairs To Equip & Furn	103	116	219	105
42000 - Agency Indirect Costs		25	25	25
42010 - Statewide Indirect Costs			0	
43000 - Other Operating Costs	53	38	91	55
Other Financial Transaction	1	10	11	13
47160 - Equipment-Non Capital	1	10	11	13
B1321 - Reinsurance Program		250	250	500

(Dollars in Thousands)

Agency/Fund/Prog/Act/Appr/Cat	Act FY16	Act FY17	Biennium FY16-17	Act FY18
B132121 - Reinsurance Program		250	250	500
B131202 - Premium Security Plan		250	250	500
Grants, Aids and Subsidies		250	250	500
44160 - Aid-Grants to NGO		250	250	500
B131203 - Prem Sec Plan HCAF			0	
Grants, Aids and Subsidies			0	
44160 - Aid-Grants to NGO			0	
2001 - Other Misc Special Revenue	117	111	228	137
B1319 - Insurance	117	111	228	137
B131991 - Insurance	117	111	228	137
B131100 - HMO Regulation	117	111	228	137
Compensation	34	39	73	41
41000 - Full Time - Salary	33	39	71	41
41030 - Part-Time-Seasonal-Labor Serv			0	
41070 - Other Employee Cost	1		1	
Operating Expenses	83	72	156	97
41130 - Prof-Tech Serv-Outside Vend	67	63	129	88
41160 - Trav-Sub-Instate-Border Comm	0		0	
41170 - Trav/Sub-OutOfState-BorderComm			0	
41180 - Employee Development			0	
41300 - Supplies			0	
41400 - Equipment			0	
42000 - Agency Indirect Costs	16	9	24	7
42010 - Statewide Indirect Costs	1	1	2	1
2340 - Renewable Development			0	3,009
B1315 - Energy Resources			0	3,009
B131551 - Energy Resources			0	3,009
B132007 - Made in MN Administration			0	100
Compensation			0	72
41000 - Full Time - Salary			0	72
41050 - Overtime and Premium Pay			0	0
Operating Expenses			0	28
41170 - Trav/Sub-OutOfState-BorderComm			0	0
41196 - Centralized IT Services			0	28
42000 - Agency Indirect Costs			0	
B132008 - MIM Third Party Expert Eval			0	

(Dollars in Thousands)

Agency/Fund/Prog/Act/Appr/Cat	Act FY16	Act FY17	Biennium FY16-17	Act FY18
Operating Expenses			0	
41130 - Prof-Tech Serv-Outside Vend			0	
B132009 - Made in MN Incentive Payments			0	2,909
Operating Expenses			0	2,909
41110 - Printing and Advertising			0	0
41200 - Claims			0	2,909
2350 - Petroleum Tank Release Cleanup	5,996	5,173	11,168	5,777
B1304 - Petroleum Tank Cleanup Fund	5,996	5,173	11,168	5,777
B130441 - Petroleum Tank Cleanup Fund	5,996	5,173	11,168	5,777
B135200 - Petro Fund Operations	862	863	1,725	879
Compensation	649	672	1,321	695
41000 - Full Time - Salary	596	618	1,214	629
41030 - Part-Time-Seasonal-Labor Serv	50	53	103	65
41070 - Other Employee Cost	2	1	3	1
Operating Expenses	213	191	404	183
41100 - Space Rental and Utilities	58	45	103	47
41110 - Printing and Advertising	0	0	0	0
41130 - Prof-Tech Serv-Outside Vend	9	0	9	0
41150 - Computer and System Services	14	1	15	0
41155 - Communications	4	2	6	2
41160 - Trav-Sub-Instate-Border Comm	3	2	5	2
41170 - Trav/Sub-OutOfState-BorderComm	1		1	0
41180 - Employee Development	1	1	2	1
41190 - State Agcy-Prov Prof-Tech Serv		2	2	0
41196 - Centralized IT Services	10	26	36	18
41300 - Supplies	2	2	4	3
41400 -Equipment	2	1	3	1
41500 - Repairs To Equip & Furn	3	2	4	2
42000 - Agency Indirect Costs	102	104	206	101
43000 - Other Operating Costs	4	3	7	4
Other Financial Transaction			0	0
47160 - Equipment-Non Capital			0	0
B135201 - Petro Claims	5,025	4,157	9,183	4,725
Operating Expenses	5,025	4,157	9,183	4,725
41200 - Claims	5,025	4,157	9,183	4,725
B135203 - Petro Indirect Costs	9	14	23	15

(Dollars in Thousands)

Agency/Fund/Prog/Act/Appr/Cat	Act FY16	Act FY17	Biennium FY16-17	Act FY18
Operating Expenses	9	14	23	15
42010 - Statewide Indirect Costs	9	14	23	15
B135204 - Petro Tank AG Costs	40	7	47	5
Operating Expenses	40	7	47	5
42020 - Attorney General Costs	40	7	47	5
B135205 - Abandoned UST Removal	60	132	192	153
Operating Expenses	60	132	192	153
41130 - Prof-Tech Serv-Outside Vend	60	132	192	153
41300 - Supplies			0	0
2830 - Workers Compensation	716	725	1,440	741
B1307 - Enforcement	196	200	396	198
B130770 - Enforcement	196	200	396	198
B134301 - WC Fraud Prevention	196	200	396	198
Compensation	157	168	325	162
41000 - Full Time - Salary	151	163	315	156
41050 - Overtime and Premium Pay	2	0	2	2
41070 - Other Employee Cost	3	5	8	4
Operating Expenses	40	32	71	36
41100 - Space Rental and Utilities	20	15	35	21
42000 - Agency Indirect Costs	20	16	36	14
B1319 - Insurance	519	525	1,044	543
B131991 - Insurance	519	525	1,044	543
B134300 - Rate Regulation	519	525	1,044	543
Compensation	456	466	922	488
41000 - Full Time - Salary	456	466	921	488
41030 - Part-Time-Seasonal-Labor Serv			0	
41070 - Other Employee Cost	1	0	1	
Operating Expenses	63	59	122	55
41110 - Printing and Advertising			0	0
41130 - Prof-Tech Serv-Outside Vend	3	3	7	
41160 - Trav-Sub-Instate-Border Comm	0	0	0	0
41170 - Trav/Sub-OutOfState-BorderComm	3	0	3	0
41180 - Employee Development	2	0	3	2
41300 - Supplies	1	1	2	1
42000 - Agency Indirect Costs	53	54	107	52
3000 - Federal	120,524	119,031	239,555	131,757

(Dollars in Thousands)

Agency/Fund/Prog/Act/Appr/Cat	Act FY16	Act FY17	Biennium FY16-17	Act FY18
B1315 - Energy Resources	119,917	118,746	238,664	131,144
B131551 - Energy Resources	119,917	118,746	238,664	131,144
B132104 - Energy Assistance Program FY13	26		26	
Grants, Aids and Subsidies	26		26	
44160 - Aid-Grants to NGO	26		26	
B132105 - Energy Assistance Program FY14	1,270		1,270	
Compensation	45		45	
41000 - Full Time - Salary	43		43	
41030 - Part-Time-Seasonal-Labor Serv	1		1	
Grants, Aids and Subsidies	1,210		1,210	
44130 - Aid-Grants to Counties	42		42	
44160 - Aid-Grants to NGO	1,168		1,168	
Operating Expenses	6		6	
41170 - Trav/Sub-OutOfState-BorderComm	0		0	
42000 - Agency Indirect Costs	5		5	
42010 - Statewide Indirect Costs	1		1	
Other Financial Transaction	9		9	
48040 - Aid To Sovereign Entities	9		9	
B132106 - Energy Assistance Program FY15	15,132	3,687	18,819	
Compensation	1,000	268	1,269	
41000 - Full Time - Salary	923	249	1,172	
41030 - Part-Time-Seasonal-Labor Serv	72	19	92	
41050 - Overtime and Premium Pay	0	0	0	
41070 - Other Employee Cost	5		5	
Grants, Aids and Subsidies	12,482	3,349	15,831	
44130 - Aid-Grants to Counties	356	42	399	
44160 - Aid-Grants to NGO	12,122	3,306	15,429	
44165 - Aid-Grants to Individuals	3		3	
Operating Expenses	1,326	56	1,383	
41100 - Space Rental and Utilities	86	1	87	
41110 - Printing and Advertising	48		48	
41130 - Prof-Tech Serv-Outside Vend	2	1	3	
41150 - Computer and System Services	516		516	
41155 - Communications	207		207	
41160 - Trav-Sub-Instate-Border Comm	20	5	26	
41170 - Trav/Sub-OutOfState-BorderComm	5	1	6	

(Dollars in Thousands)

Agency/Fund/Prog/Act/Appr/Cat	Act FY16	Act FY17	Biennium FY16-17	Act FY18
41180 - Employee Development	7	0	7	
41196 - Centralized IT Services	116	1	117	
41300 - Supplies	4	3	7	
41400 - Equipment	3		3	
41500 - Repairs To Equip & Furn	4	0	4	
42000 - Agency Indirect Costs	242	31	273	
42010 - Statewide Indirect Costs	48	8	56	
42020 - Attorney General Costs	3		3	
43000 - Other Operating Costs	16	5	21	
Other Financial Transaction	323	14	337	
47160 - Equipment-Non Capital	0		0	
48040 - Aid To Sovereign Entities	323	14	337	
B132107 - Energy Assistance Program FY16	93,344	17,916	111,259	2,520
Compensation		696	696	
41000 - Full Time - Salary		639	639	
41030 - Part-Time-Seasonal-Labor Serv		39	39	
41050 - Overtime and Premium Pay		0	0	
41070 - Other Employee Cost		18	18	
Grants, Aids and Subsidies	92,940	16,056	108,996	2,493
44130 - Aid-Grants to Counties	169	481	650	155
44160 - Aid-Grants to NGO	92,533	14,549	107,083	2,338
44165 - Aid-Grants to Individuals	238	1,026	1,264	
Operating Expenses		792	792	1
41100 - Space Rental and Utilities		95	95	
41110 - Printing and Advertising		39	39	
41130 - Prof-Tech Serv-Outside Vend		29	29	
41155 - Communications		179	179	
41160 - Trav-Sub-Instate-Border Comm		10	10	0
41170 - Trav/Sub-OutOfState-BorderComm		4	4	
41180 - Employee Development		3	3	
41190 - State Agcy-Prov Prof-Tech Serv		1	1	
41196 - Centralized IT Services		231	231	
41300 - Supplies		1	1	
41400 - Equipment		3	3	
41500 - Repairs To Equip & Furn		3	3	
42000 - Agency Indirect Costs		148	148	0

(Dollars in Thousands)

Agency/Fund/Prog/Act/Appr/Cat	Act FY16	Act FY17	Biennium FY16-17	Act FY18
42010 - Statewide Indirect Costs		33	33	0
42020 - Attorney General Costs		1	1	
43000 - Other Operating Costs		12	12	
Other Financial Transaction	403	372	775	27
48040 - Aid To Sovereign Entities	403	372	775	27
B132108 - Energy Assistance Program FY17		86,765	86,765	23,365
Compensation		221	221	1,046
41000 - Full Time - Salary		201	201	987
41030 - Part-Time-Seasonal-Labor Serv		20	20	57
41050 - Overtime and Premium Pay			0	0
41070 - Other Employee Cost			0	2
Grants, Aids and Subsidies		86,188	86,188	20,422
44130 - Aid-Grants to Counties		151	151	675
44160 - Aid-Grants to NGO		86,780	86,780	19,622
44165 - Aid-Grants to Individuals		(743)	(743)	125
Operating Expenses		84	84	1,500
41100 - Space Rental and Utilities			0	93
41110 - Printing and Advertising			0	53
41130 - Prof-Tech Serv-Outside Vend			0	22
41150 - Computer and System Services			0	4
41155 - Communications			0	168
41160 - Trav-Sub-Instate-Border Comm		5	5	11
41170 - Trav/Sub-OutOfState-BorderComm		3	3	5
41180 - Employee Development			0	2
41190 - State Agcy-Prov Prof-Tech Serv			0	1
41196 - Centralized IT Services		43	43	811
41300 - Supplies			0	7
41400 - Equipment			0	2
41500 - Repairs To Equip & Furn			0	4
42000 - Agency Indirect Costs		30	30	239
42010 - Statewide Indirect Costs		2	2	60
43000 - Other Operating Costs			0	18
Other Financial Transaction		272	272	397
47160 - Equipment-Non Capital			0	1
48040 - Aid To Sovereign Entities		272	272	396
B132109 - Energy Assistance Program FY18			0	95,022

(Dollars in Thousands)

Agency/Fund/Prog/Act/Appr/Cat	Act FY16	Act FY17	Biennium FY16-17	Act FY18
Compensation			0	283
41000 - Full Time - Salary			0	258
41030 - Part-Time-Seasonal-Labor Serv			0	25
41050 - Overtime and Premium Pay			0	0
Grants, Aids and Subsidies			0	93,944
44130 - Aid-Grants to Counties			0	185
44160 - Aid-Grants to NGO			0	93,562
44165 - Aid-Grants to Individuals			0	197
Operating Expenses			0	478
41100 - Space Rental and Utilities			0	0
41110 - Printing and Advertising			0	2
41130 - Prof-Tech Serv-Outside Vend			0	24
41150 - Computer and System Services			0	
41155 - Communications			0	43
41160 - Trav-Sub-Instate-Border Comm			0	7
41170 - Trav/Sub-OutOfState-BorderComm			0	7
41180 - Employee Development			0	3
41190 - State Agcy-Prov Prof-Tech Serv			0	
41196 - Centralized IT Services			0	321
41300 - Supplies			0	0
41400 - Equipment			0	
41500 - Repairs To Equip & Furn			0	0
42000 - Agency Indirect Costs			0	62
42010 - Statewide Indirect Costs			0	8
42020 - Attorney General Costs			0	
43000 - Other Operating Costs			0	1
Other Financial Transaction			0	317
48040 - Aid To Sovereign Entities			0	317
B132110 - LIHEAP FFY2019			0	
Compensation			0	
41000 - Full Time - Salary			0	
41030 - Part-Time-Seasonal-Labor Serv			0	
41070 - Other Employee Cost			0	
Grants, Aids and Subsidies			0	
44160 - Aid-Grants to NGO			0	
44165 - Aid-Grants to Individuals			0	

(Dollars in Thousands)

Agency/Fund/Prog/Act/Appr/Cat	Act FY16	Act FY17	Biennium FY16-17	Act FY18
Operating Expenses			0	
41100 - Space Rental and Utilities			0	
41110 - Printing and Advertising			0	
41130 - Prof-Tech Serv-Outside Vend			0	
41150 - Computer and System Services			0	
41155 - Communications			0	
41160 - Trav-Sub-Instate-Border Comm			0	
41170 - Trav/Sub-OutOfState-BorderComm			0	
41180 - Employee Development			0	
41190 - State Agcy-Prov Prof-Tech Serv			0	
41196 - Centralized IT Services			0	
41300 - Supplies			0	
42000 - Agency Indirect Costs			0	
42010 - Statewide Indirect Costs			0	
42020 - Attorney General Costs			0	
43000 - Other Operating Costs			0	
B132401 - SECP Appro Fed	1,047	523	1,569	736
Compensation	708	386	1,094	565
41000 - Full Time - Salary	683	359	1,042	551
41030 - Part-Time-Seasonal-Labor Serv	17	21	38	
41050 - Overtime and Premium Pay		1	1	0
41070 - Other Employee Cost	7	6	13	14
Grants, Aids and Subsidies	37	36	74	42
44145 - Aid-Grants to Higher Ed Inst		8	8	
44155 - Aid-Grants to State Agencies	5		5	
44160 - Aid-Grants to NGO	32	29	61	37
44165 - Aid-Grants to Individuals			0	5
Operating Expenses	302	100	401	129
41100 - Space Rental and Utilities	25	7	32	7
41110 - Printing and Advertising	35	7	42	10
41130 - Prof-Tech Serv-Outside Vend	6		6	
41150 - Computer and System Services	1		1	0
41155 - Communications	2	1	2	1
41160 - Trav-Sub-Instate-Border Comm	7	2	9	5
41170 - Trav/Sub-OutOfState-BorderComm	12	4	16	6
41180 - Employee Development	10	3	13	3

(Dollars in Thousands)

Agency/Fund/Prog/Act/Appr/Cat	Act FY16	Act FY17	Biennium FY16-17	Act FY18
41190 - State Agcy-Prov Prof-Tech Serv	14	7	21	
41196 - Centralized IT Services	0	1	1	
41300 - Supplies	10	4	14	3
42000 - Agency Indirect Costs	100	34	134	65
42010 - Statewide Indirect Costs	20	17	37	16
43000 - Other Operating Costs	60	12	73	14
B132410 - SEP Special Projects	437	397	834	896
Compensation	25	28	53	60
41000 - Full Time - Salary	25	28	53	60
Grants, Aids and Subsidies	403	360	763	827
44145 - Aid-Grants to Higher Ed Inst	177	107	284	98
44150 - Aid-Grants to Other Govt			0	31
44160 - Aid-Grants to NGO	225	253	479	699
Operating Expenses	10	8	18	9
41110 - Printing and Advertising			0	0
41155 - Communications			0	0
41160 - Trav-Sub-Instate-Border Comm	0	0	0	1
41170 - Trav/Sub-OutOfState-BorderComm	4	3	7	0
41180 - Employee Development	1	0	2	0
42000 - Agency Indirect Costs	3	4	7	6
42010 - Statewide Indirect Costs	1	1	1	1
B132500 - Weatherization DOE	8,662	9,459	18,121	8,605
Compensation	521	409	930	363
41000 - Full Time - Salary	484	390	875	362
41030 - Part-Time-Seasonal-Labor Serv	18	10	28	
41050 - Overtime and Premium Pay		0	0	0
41070 - Other Employee Cost	18	9	27	1
Grants, Aids and Subsidies	7,669	8,354	16,023	7,679
44130 - Aid-Grants to Counties	369	414	784	399
44160 - Aid-Grants to NGO	7,300	7,939	15,239	7,280
Operating Expenses	385	604	990	471
41100 - Space Rental and Utilities	50	36	86	45
41110 - Printing and Advertising	0	0	0	0
41130 - Prof-Tech Serv-Outside Vend	11	12	23	0
41150 - Computer and System Services	58		58	0
41155 - Communications	5		5	0

(Dollars in Thousands)

Agency/Fund/Prog/Act/Appr/Cat	Act FY16	Act FY17	Biennium FY16-17	Act FY18
41160 - Trav-Sub-Instate-Border Comm	41	29	70	33
41170 - Trav/Sub-OutOfState-BorderComm	4	19	23	5
41180 - Employee Development	4	8	12	5
41190 - State Agcy-Prov Prof-Tech Serv	65	241	306	164
41196 - Centralized IT Services	7	113	121	104
41300 - Supplies	2	2	4	4
41400 - Equipment	1	1	3	1
41500 - Repairs To Equip & Furn	2	2	4	3
42000 - Agency Indirect Costs	97	103	200	79
42010 - Statewide Indirect Costs	19	21	40	16
42020 - Attorney General Costs	3	0	3	
43000 - Other Operating Costs	15	17	31	11
Other Financial Transaction	87	92	179	92
47160 - Equipment-Non Capital			0	0
48040 - Aid To Sovereign Entities	87	92	179	92
B1319 - Insurance	607	285	891	613
B131991 - Insurance	607	285	891	613
B134650 - Rate Review Grant	607	235	841	
Compensation	399	180	579	
41000 - Full Time - Salary	398	172	570	
41030 - Part-Time-Seasonal-Labor Serv		8	8	
41070 - Other Employee Cost	1	0	1	
Operating Expenses	207	55	262	
41130 - Prof-Tech Serv-Outside Vend	30	9	39	
41150 - Computer and System Services	73		73	
41155 - Communications	2	0	2	
41160 - Trav-Sub-Instate-Border Comm	0		0	
41170 - Trav/Sub-OutOfState-BorderComm	21	7	28	
41180 - Employee Development	6	1	7	
41196 - Centralized IT Services		2	2	
41300 - Supplies	0		0	
41400 - Equipment	2		2	
41500 - Repairs To Equip & Furn	1		1	
42000 - Agency Indirect Costs	61	23	84	
42010 - Statewide Indirect Costs	11	12	23	
B134651 - Health Ins Enf & Protection		50	50	613

(Dollars in Thousands)

Agency/Fund/Prog/Act/Appr/Cat	Act FY16	Act FY17	Biennium FY16-17	Act FY18
Compensation		40	40	443
41000 - Full Time - Salary		40	40	430
41030 - Part-Time-Seasonal-Labor Serv			0	12
41050 - Overtime and Premium Pay		0	0	
41070 - Other Employee Cost			0	
Operating Expenses		10	10	170
41100 - Space Rental and Utilities			0	4
41110 - Printing and Advertising			0	3
41130 - Prof-Tech Serv-Outside Vend			0	61
41155 - Communications			0	
41160 - Trav-Sub-Instate-Border Comm			0	0
41170 - Trav/Sub-OutOfState-BorderComm		3	3	8
41180 - Employee Development		2	2	7
41190 - State Agcy-Prov Prof-Tech Serv			0	10
41196 - Centralized IT Services			0	
41300 - Supplies			0	2
41400 - Equipment			0	
42000 - Agency Indirect Costs		5	5	62
42010 - Statewide Indirect Costs		0	0	13
B134652 - Market Stabilization			0	
Compensation			0	
41000 - Full Time - Salary			0	
Operating Expenses			0	
41130 - Prof-Tech Serv-Outside Vend			0	
41160 - Trav-Sub-Instate-Border Comm			0	
41170 - Trav/Sub-OutOfState-BorderComm			0	
41300 - Supplies			0	
42000 - Agency Indirect Costs			0	
6000 - Miscellaneous Agency	128	121	248	44
B1307 - Enforcement	128	121	248	44
B130770 - Enforcement	128	121	248	44
B134509 - Financial Consultants	99	4	103	
Operating Expenses	99	4	103	
41200 - Claims	97	4	101	
43000 - Other Operating Costs	2		2	
B134510 - Commercial Recovery		36	36	1

(Dollars in Thousands)

Agency/Fund/Prog/Act/Appr/Cat	Act FY16	Act FY17	Biennium FY16-17	Act FY18
Operating Expenses		36	36	1
41200 - Claims		35	35	
43000 - Other Operating Costs		1	1	1
B134511 - United Portfolio Management	4	0	4	
Operating Expenses	4	0	4	
41200 - Claims			0	
43000 - Other Operating Costs	4	0	4	
B134512 - Receivables MGMT Solutions	7	41	48	
Operating Expenses	7	41	48	
41200 - Claims		33	33	
43000 - Other Operating Costs	7	8	15	
B134513 - Capital Resources Credit Consu	3	19	22	4
Operating Expenses	3	19	22	4
43000 - Other Operating Costs	3	19	22	4
B134514 - CLX Systems	9	6	15	11
Operating Expenses	9	6	15	11
41200 - Claims			0	
43000 - Other Operating Costs	9	6	15	11
B134515 - Weirnerman & Assoc	6	13	19	29
Operating Expenses	6	13	19	29
41200 - Claims			0	24
43000 - Other Operating Costs	6	13	19	4

Minnesota Department of Commerce
Statutory Authority for Expenditures

BFY	FUND NAME	APPROP	PROGR	LEGAL CITE 1	LEGAL CITE 2	LEGAL CITE 3
2016	Federal	B132104 - Energy Assistance Program FY13	B1315 - Energy Resources	MS 216C.02 1		
		B132105 - Energy Assistance Program FY14	B1315 - Energy Resources	MS 216C.02 1		
		B132106 - Energy Assistance Program FY15	B1315 - Energy Resources	MS 216C.02		
		B132107 - Energy Assistance Program FY16	B1315 - Energy Resources	MS 216C.02		
		B132401 - SECP Appro Fed	B1315 - Energy Resources	MS 216C.02 1		
		B132410 - SEP Special Projects	B1315 - Energy Resources	MS 216C.02 1		
		B132500 - Weatherization DOE	B1315 - Energy Resources	MS 216C.02 1		
		B134650 - Rate Review Grant	B1319 - Insurance	MS 216C.02 1		
	General	B131000 - Financial Institutions	B1301 - Financial Institutions	151 001 01 008 002		
		B131201 - Ins Exam Excess Bal	B1319 - Insurance	MS 60A.03 6		
		B132000 - Energy Resources	B1315 - Energy Resources	151 001 01 008 007		
		B132002 - Weatherization Equipment	B1315 - Energy Resources	151 001 01 008 007		
		B132004 - Competitive Rates EITE	B1315 - Energy Resources	151 001 01 008 007		
		B133000 - Telecommunications	B1309 - Telecommunications	151 001 01 008 005		
		B133101 - Tel Assessment Deposits	B1309 - Telecommunications	MS 237.30		
		B134000 - Enforcement	B1307 - Enforcement	151 001 01 008 006		
		B134006 - Health Care Enforcement	B1307 - Enforcement	151 001 01 008 006		
		B135000 - Administrative Services	B1305 - Administrative Services -Commerce	151 001 01 008 004		
		B135001 - UCP Compliance	B1305 - Administrative Services -Commerce	151 001 01 008 004		
		B135004 - Broadband Development	B1305 - Administrative Services -Commerce	151 001 01 008 004		
		B135005 - Rulemaking & Administration	B1305 - Administrative Services -Commerce	151 001 01 008 004		
		B135006 - Admin Transfer Study	B1305 - Administrative Services -Commerce	151 001 01 008 004		
		B136000 - Insurance	B1319 - Insurance	151 001 01 008 008		
		B136001 - Health Ins Rate Review	B1319 - Insurance	151 001 01 008 008		
		B136002 - No-Fault Auto Task Force	B1319 - Insurance	151 001 01 008 008		
		B136003 - Direct QHP	B1319 - Insurance	15 071 14 009 000		
	Gift	B132199 - Energy Assistance Fuel Funds	B1315 - Energy Resources	MS 216C.02 1		
		B132499 - Weatherization Bequest	B1315 - Energy Resources	MS 216C.02 1		
	Miscellaneous Agency	B134402 - Appraisers Federal Surcharge	B1307 - Enforcement	MS 82B.23		
		B134509 - Financial Consultants	B1307 - Enforcement	MS 332.34	MS 332.43	
		B134510 - Commercial Recovery	B1307 - Enforcement	MS 332.34	MS 332.43	
		B134511 - United Portfolio Management	B1307 - Enforcement	MS 332.34	MS 332.43	
		B134512 - Receivables MGMT Solutions	B1307 - Enforcement	MS 332.34		
		B134513 - CAPITAL RESOURCES CREDIT CONSU	B1307 - Enforcement	MS 332.34	MS 332.43	
		B134514 - CLX Systems	B1307 - Enforcement	MS 332.43	MS 332.34	
		B134515 - Weirnerman & Assoc	B1307 - Enforcement	MS 332.43	MS 332.34	
	Oil Overcharge	B132502 - Petroleum Violation Escrow	B1315 - Energy Resources	MS 216C.02		
	Other Misc Special Revenue	B131100 - HMO Regulation	B1319 - Insurance	MS 471.59 3		
	Petroleum Tank Release Cle	B135200 - Petro Fund Operations	B1304 - Petroleum Tank Cleanup Fund	151 001 01 008 003		
		B135201 - Petro Claims	B1304 - Petroleum Tank Cleanup Fund	MS 115C.09 3		
		B135202 - Petro Transfer To PCA	B1304 - Petroleum Tank Cleanup Fund	MS 115C.10 1		
		B135203 - Petro Indirect Costs	B1304 - Petroleum Tank Cleanup Fund	MS 16A.127 3A		
		B135204 - Petro Tank AG Costs	B1304 - Petroleum Tank Cleanup Fund	MS 115C.10 1		
		B135205 - Abandoned UST Removal	B1304 - Petroleum Tank Cleanup Fund	MS 115C.094		
		B135206 - PETRO FUND-FUND LEVEL TRANSFER	B1304 - Petroleum Tank Cleanup Fund	MS 115C.08 4A2	13 114 03 003 004	
	Restrict Misc Special Reven	B131200 - Ins Exam Rev Fund	B1301 - Financial Institutions	MS 60A.03 6		
		B132200 - Energy Planning & Systems	B1315 - Energy Resources	MS 216B.62 3B		
		B132300 - Power Plant Assessment	B1315 - Energy Resources	MS 216E.18 3	MS 216E.03 11	

2016	Restrict Misc Special Reven	B132301 - Power Plant Siting Appl Fees	B1315 - Energy Resources	MS 216E.18 2	
		B132302 - Joint Powers DNR Bat Study	B1315 - Energy Resources	MS 45.012 A	
		B132404 - Exxon Public Bldgs Itc	B1315 - Energy Resources	93 369 00 011 006	
		B132405 - ARRA FUNDED FINANCIAL PROGRAMS	B1315 - Energy Resources	MS 216C.02 2	MS 216C.10
		B132406 - Made in Minnesota Solar Energy	B1315 - Energy Resources	MS 216C.412 1	MS 216C.412 2
		B132407 - Renewable Energy Equip Grants	B1315 - Energy Resources	MS 239.101 3	14 222 01 050 03A
		B132413 - DE - Technical Assistance	B1315 - Energy Resources	MS 216B.241 1D	MS 216B.241 2A
		B132414 - DE - R & D Grants	B1315 - Energy Resources	MS 216B.241 1E	MS 216B.241 2A
		B132415 - Facility Energy Efficiency(B3)	B1315 - Energy Resources	MS 216B.241 1F	MS 216B.241 2A
		B132417 - RDF-Solar Electricity Projects	B1315 - Energy Resources	07 057 02 003 006	
		B132418 - RDF-Certs Continuation	B1315 - Energy Resources	07 057 02 003 006	
		B132419 - RDF-Automotive Projects	B1315 - Energy Resources	07 057 02 003 006	
		B132420 - RDF-Hydrogen Roadmap	B1315 - Energy Resources	07 057 02 003 006	
		B132430 - RDF-Solar Rebates	B1315 - Energy Resources	09 037 02 003 007	
		B132433 - IRETI Grant	B1315 - Energy Resources	09 037 02 013 000	
		B132441 - AUDIT INVESTIGATION ACCOUNT	B1315 - Energy Resources	MS 216B.62 8	
		B132442 - E999 Investigations	B1315 - Energy Resources	MS 216B.62 8	
		B132501 - Residential Propane	B1315 - Energy Resources	MS 239.785 6	
		B133100 - Telephone Investigation	B1309 - Telecommunications	MS 237.30	
		B133200 - TAM	B1316 - Telecommunications Access Mn	MS 237.52	
		B133201 - Accessible News	B1316 - Telecommunications Access Mn	MS 237.52	
		B134001 - License Technology Surcharge	B1307 - Enforcement	MS 45.24	
		B134002 - Background Checks	B1307 - Enforcement	MS 60K.37 2A	MS 216C.02
		B134100 - Insurance Fraud Prevention	B1307 - Enforcement	MS 45.0135 6	
		B134101 - Fraud Reward Fund	B1307 - Enforcement	MS 60A.952	
		B134102 - Fraud Forfeiture Account	B1307 - Enforcement	MS 216C.02 1A1	
		B134200 - Auto Theft Prevention	B1307 - Enforcement	MS 297I.11	
		B134400 - RE Educ Research & Recov Itc	B1307 - Enforcement	MS 82.86 2	MS 82.86 15
		B134401 - Mortgage Orig Cons Educ-ITC	B1307 - Enforcement	MS 58.10 3	
		B135100 - Petroleum Inspection	B1318 - Weights & Measures	MS 239.101 3	
		B135300 - Agency Indirect Cost Account	B1305 - Administrative Services -Commerce	MS 216C.02 2	MS 16A.127
	Workers Compensation	B134300 - Rate Regulation	B1319 - Insurance	151 001 01 008 008	
		B134301 - WC Fraud Prevention	B1307 - Enforcement	151 001 01 008 006	
2016 Total					
2017	Federal	B132105 - Energy Assistance Program FY14	B1315 - Energy Resources	MS 216C.02 1	
		B132106 - Energy Assistance Program FY15	B1315 - Energy Resources	MS 216C.02	
		B132107 - Energy Assistance Program FY16	B1315 - Energy Resources	MS 216C.02	
		B132108 - Energy Assistance Program FY17	B1315 - Energy Resources	MS 216C.02	
		B132401 - SECP Appro Fed	B1315 - Energy Resources	MS 216C.02 1	
		B132410 - SEP Special Projects	B1315 - Energy Resources	MS 216C.02 1	
		B132500 - Weatherization DOE	B1315 - Energy Resources	MS 216C.02 1	
		B134650 - Rate Review Grant	B1319 - Insurance	MS 216C.02 1	
		B134651 - Health Ins Enf & Protection	B1319 - Insurance	MS 216C.02	
	General	B131000 - Financial Institutions	B1301 - Financial Institutions	151 001 01 008 002	
		B131201 - Ins Exam Excess Bal	B1319 - Insurance	MS 60A.03 6	
		B132000 - Energy Resources	B1315 - Energy Resources	16 189 07 006 00A	
		B132002 - Weatherization Equipment	B1315 - Energy Resources	151 001 01 008 007	
		B132004 - Competitive Rates EITE	B1315 - Energy Resources	151 001 01 008 007	
		B133000 - Telecommunications	B1309 - Telecommunications	151 001 01 008 005	
		B133101 - Tel Assessment Deposits	B1309 - Telecommunications	MS 237.30	
		B134000 - Enforcement	B1307 - Enforcement	151 001 01 008 006	
		B134006 - Health Care Enforcement	B1307 - Enforcement	151 001 01 008 006	
		B135000 - Administrative Services	B1305 - Administrative Services -Commerce	151 001 01 008 004	

2017	General	B135001 - UCP Compliance	B1305 - Administrative Services -Commerce	151 001 01 008 004	
		B135004 - Broadband Development	B1305 - Administrative Services -Commerce	151 001 01 008 004	
		B135005 - Rulemaking & Administration	B1305 - Administrative Services -Commerce	151 001 01 008 004	
		B135006 - Admin Transfer Study	B1305 - Administrative Services -Commerce	151 001 01 008 004	
	Gift	B136000 - Insurance	B1319 - Insurance	16 189 07 006 008	
		B136001 - Health Ins Rate Review	B1319 - Insurance	151 001 01 008 008	
		B136003 - Direct QHP	B1319 - Insurance	15 071 14 009 000	
		B132199 - Energy Assistance Fuel Funds	B1315 - Energy Resources	MS 216C.02 1	
	Miscellaneous Agency	B132499 - Weatherization Bequest	B1315 - Energy Resources	MS 216C.02 1	
		B134402 - Appraisers Federal Surcharge	B1307 - Enforcement	MS 82B.23	
		B134509 - Financial Consultants	B1307 - Enforcement	MS 332.34	MS 332.43
		B134510 - Commercial Recovery	B1307 - Enforcement	MS 332.34	MS 332.43
	Oil Overcharge	B134511 - United Portfolio Management	B1307 - Enforcement	MS 332.34	MS 332.43
		B134512 - Receivables MGMT Solutions	B1307 - Enforcement	MS 332.34	
		B134513 - CAPITAL RESOURCES CREDIT CONSU	B1307 - Enforcement	MS 332.34	MS 332.43
		B134514 - CLX Systems	B1307 - Enforcement	MS 332.43	MS 332.43
	Other Misc Special Revenue	B134515 - Weinerman & Assoc	B1307 - Enforcement	MS 332.43	MS 332.34
		B132502 - Petroleum Violation Escrow	B1315 - Energy Resources	MS 216C.02	
		B131100 - HMO Regulation	B1319 - Insurance	MS 471.59 3	
		B135200 - Petro Fund Operations	B1304 - Petroleum Tank Cleanup Fund	151 001 01 008 003	
	Petroleum Tank Release Cle	B135201 - Petro Claims	B1304 - Petroleum Tank Cleanup Fund	MS 115C.09 3	
		B135202 - Petro Transfer To PCA	B1304 - Petroleum Tank Cleanup Fund	MS 115C.10 1	
		B135203 - Petro Indirect Costs	B1304 - Petroleum Tank Cleanup Fund	MS 16A.127 3A	
		B135204 - Petro Tank AG Costs	B1304 - Petroleum Tank Cleanup Fund	MS 115C.10 1	
	Restrict Misc Special Revent	B135205 - Abandoned UST Removal	B1304 - Petroleum Tank Cleanup Fund	MS 115C.094	
		B135206 - PETRO FUND-FUND LEVEL TRANSFER	B1304 - Petroleum Tank Cleanup Fund	MS 115C.08 4A2	13 114 03 003 004
		B131200 - Ins Exam Rev Fund	B1301 - Financial Institutions	MS 60A.03 6	
		B131202 - Premium Security Plan	B1321 - Reinsurance Program	17 013 01 006 001	
		B132200 - Energy Planning & Systems	B1315 - Energy Resources	MS 216B.62 3B	
		B132300 - Power Plant Assessment	B1315 - Energy Resources	MS 216E.18 3	MS 216E.03 11
		B132301 - Power Plant Siting Appl Fees	B1315 - Energy Resources	MS 216E.18 2	
		B132302 - Joint Powers DNR Bat Study	B1315 - Energy Resources	MS 45.012 A	
		B132404 - Exxon Public Bldgs Itc	B1315 - Energy Resources	93 369 00 011 006	
		B132405 - ARRA FUNDED FINANCIAL PROGRAMS	B1315 - Energy Resources	MS 216C.02 2	MS 216C.10
		B132406 - Made in Minnesota Solar Energy	B1315 - Energy Resources	MS 216C.412 1	MS 216C.412 2
		B132407 - Renewable Energy Equip Grants	B1315 - Energy Resources	MS 239.101 3	14 222 01 050 03A
		B132413 - DE - Technical Assistance	B1315 - Energy Resources	MS 216B.241 1D	MS 216B.241 2A
		B132414 - DE - R & D Grants	B1315 - Energy Resources	MS 216B.241 1E	MS 216B.241 2A
		B132415 - Facility Energy Efficiency(B3)	B1315 - Energy Resources	MS 216B.241 1F	MS 216B.241 2A
		B132417 - RDF-Solar Electricity Projects	B1315 - Energy Resources	07 057 02 003 006	
		B132418 - RDF-Certs Continuation	B1315 - Energy Resources	07 057 02 003 006	
		B132419 - RDF-Automotive Projects	B1315 - Energy Resources	07 057 02 003 006	
		B132420 - RDF-Hydrogen Roadmap	B1315 - Energy Resources	07 057 02 003 006	
		B132424 - McKnight Foundation Energy Gra	B1315 - Energy Resources	MS 216C.02	
		B132430 - RDF-Solar Rebates	B1315 - Energy Resources	09 037 02 003 007	
		B132433 - IRETI Grant	B1315 - Energy Resources	09 037 02 013 000	
		B132441 - AUDIT INVESTIGATION ACCOUNT	B1315 - Energy Resources	MS 216B.62 8	
		B132442 - E999 Investigations	B1315 - Energy Resources	MS 216B.62 8	
		B132501 - Residential Propane	B1315 - Energy Resources	MS 239.785 6	
		B133100 - Telephone Investigation	B1309 - Telecommunications	MS 237.30	
		B133200 - TAM	B1316 - Telecommunications Access Mn	MS 237.52	
		B133201 - Accessible News	B1316 - Telecommunications Access Mn	MS 237.52	
		B134001 - License Technology Surcharge	B1307 - Enforcement	MS 45.24	

2017	Restrict Misc Special Reven	B134002 - Background Checks	B1307 - Enforcement	MS 60K.37 2A	MS 216C.02
		B134100 - Insurance Fraud Prevention	B1307 - Enforcement	MS 45.0135 6	
		B134101 - Fraud Reward Fund	B1307 - Enforcement	MS 60A.952	
		B134102 - Fraud Forfeiture Account	B1307 - Enforcement	MS 216C.02 1A1	
		B134200 - Auto Theft Prevention	B1307 - Enforcement	MS 297I.11	
		B134400 - RE Educ Research & Recov Itc	B1307 - Enforcement	MS 82.86 2	MS 82.86 15
		B134401 - Mortgage Orig Cons Educ-ITC	B1307 - Enforcement	MS 58.10 3	
		B135100 - Petroleum Inspection	B1318 - Weights & Measures	MS 239.101 3	
		B135300 - Agency Indirect Cost Account	B1305 - Administrative Services -Commerce	MS 216C.02 2	MS 16A.127
	Workers Compensation	B134300 - Rate Regulation	B1319 - Insurance	151 001 01 008 008	
		B134301 - WC Fraud Prevention	B1307 - Enforcement	151 001 01 008 006	
2017 Total					
2018	Federal	B132107 - Energy Assistance Program FY16	B1315 - Energy Resources	MS 216C.02	
		B132108 - Energy Assistance Program FY17	B1315 - Energy Resources	MS 216C.02	
		B132109 - Energy Assistance Program FY18	B1315 - Energy Resources	MS 216C.02	
		B132401 - SECP Appro Fed	B1315 - Energy Resources	MS 216C.02 1	
		B132410 - SEP Special Projects	B1315 - Energy Resources	MS 216C.02 1	
		B132500 - Weatherization DOE	B1315 - Energy Resources	MS 216C.02 1	
		B134650 - Rate Review Grant	B1319 - Insurance	MS 216C.02 1	
		B134651 - Health Ins Enf & Protection	B1319 - Insurance	MS 216C.02	
	General	B131000 - Financial Institutions	B1301 - Financial Institutions	17 094 01 007 002	
		B131005 - Financial Services Inclusion	B1301 - Financial Institutions	17 094 01 007 02A	
		B131006 - Financial Stability	B1301 - Financial Institutions	17 094 01 007 02B	
		B131201 - Ins Exam Excess Bal	B1319 - Insurance	MS 60A.03 6	
		B132000 - Energy Resources	B1315 - Energy Resources	17 094 01 007 007	171 004 01 042
		B132005 - Healthy Air	B1315 - Energy Resources	17 094 01 007 07A	
		B132006 - Energy Reg & Plan Unit Staff	B1315 - Energy Resources	17 094 01 007 07B	
		B133000 - Telecommunications	B1309 - Telecommunications	17 094 01 007 005	171 004 01 042
		B133101 - Tel Assessment Deposits	B1309 - Telecommunications	MS 237.30	
		B134000 - Enforcement	B1307 - Enforcement	17 094 01 007 006	171 004 01 042
		B134006 - Health Care Enforcement	B1307 - Enforcement	17 094 01 007 06A	
		B134007 - Senior & Vulnerable Adult Prot	B1307 - Enforcement	17 094 01 007 6B1	
		B135000 - Administrative Services	B1305 - Administrative Services -Commerce	17 094 01 007 004	171 004 01 042
		B135001 - UCP Compliance	B1305 - Administrative Services -Commerce	17 094 01 007 04A	
		B135004 - Broadband Development	B1305 - Administrative Services -Commerce	17 094 01 007 04B	
		B135005 - Rulemaking & Administration	B1305 - Administrative Services -Commerce	17 094 01 007 04C	
		B136000 - Insurance	B1319 - Insurance	17 094 01 007 008	171 004 01 042
		B136001 - Health Ins Rate Review	B1319 - Insurance	17 094 01 007 08A	
		B136004 - Actuarial Reserve Review	B1319 - Insurance	17 094 01 007 08B	
		B136005 - Natl Coucil Ins Leg Dues	B1319 - Insurance	17 094 01 007 08C	
		B136006 - Insurance Innovation Waiver	B1319 - Insurance	17 013 01 018 000	
	Gift	B132199 - Energy Assistance Fuel Funds	B1315 - Energy Resources	MS 216C.02 1	
		B132499 - Weatherization Bequest	B1315 - Energy Resources	MS 216C.02 1	
	Miscellaneous Agency	B134402 - Appraisers Federal Surcharge	B1307 - Enforcement	MS 82B.23	
		B134510 - Commercial Recovery	B1307 - Enforcement	MS 332.34	MS 332.43
		B134511 - United Portfolio Management	B1307 - Enforcement	MS 332.34	MS 332.43
		B134513 - CAPITAL RESOURCES CREDIT CONSU	B1307 - Enforcement	MS 332.34	MS 332.43
		B134514 - CLX Systems	B1307 - Enforcement	MS 332.43	MS 332.34
		B134515 - Weinerman & Assoc	B1307 - Enforcement	MS 332.43	MS 332.34
	Oil Overcharge	B132502 - Petroleum Violation Escrow	B1315 - Energy Resources	MS 216C.02	
	Other Misc Special Revenue	B131100 - HMO Regulation	B1319 - Insurance	MS 471.59 3	
	Petroleum Tank Release Cle	B135200 - Petro Fund Operations	B1304 - Petroleum Tank Cleanup Fund	17 094 01 007 003	
		B135201 - Petro Claims	B1304 - Petroleum Tank Cleanup Fund	MS 115C.09 3	

2018	Petroleum Tank Release Cle	B135202 - Petro Transfer To PCA	B1304 - Petroleum Tank Cleanup Fund	MS 115C.10 1	
		B135203 - Petro Indirect Costs	B1304 - Petroleum Tank Cleanup Fund	MS 16A.127 3A	
		B135204 - Petro Tank AG Costs	B1304 - Petroleum Tank Cleanup Fund	MS 115C.10 1	
		B135205 - Abandoned UST Removal	B1304 - Petroleum Tank Cleanup Fund	MS 115C.094	
		B135206 - PETRO FUND-FUND LEVEL TRANSFER	B1304 - Petroleum Tank Cleanup Fund	MS 115C.08 4A2	17 093 02 000 000
Renewable Development		B132007 - Made in MN Administration	B1315 - Energy Resources	17 094 01 007 07C	
		B132008 - MIM Third Party Expert Eval	B1315 - Energy Resources	17 094 01 007 07D	
		B132009 - Made in MN Incentive Payments	B1315 - Energy Resources	17 094 10 004 000	
		B131004 - Financial Inst Account ITC	B1301 - Financial Institutions	17 094 08 003 011	
		B131200 - Ins Exam Rev Fund	B1301 - Financial Institutions	MS 60A.03 6	
Restrict Misc Special Revent		B131202 - Premium Security Plan	B1321 - Reinsurance Program	17 013 01 006 001	
		B131203 - Prem Sec Plan HCAF	B1321 - Reinsurance Program	17 013 01 016	
		B131204 - Prem Sec Plan GF	B1321 - Reinsurance Program	17 013 01 016	
		B132200 - Energy Planning & Systems	B1315 - Energy Resources	17 094 08 008 03B	
		B132300 - Power Plant Assessment	B1315 - Energy Resources	MS 216E.18 3	MS 216E.03 11
		B132301 - Power Plant Siting Appl Fees	B1315 - Energy Resources	MS 216E.18 2	
		B132404 - Exxon Public Bldgs Itc	B1315 - Energy Resources	93 369 00 011 006	
		B132405 - ARRA FUNDED FINANCIAL PROGRAMS	B1315 - Energy Resources	MS 216C.02 2	MS 216C.10
		B132406 - Made in Minnesota Solar Energy	B1315 - Energy Resources	MS 216C.412 1	MS 216C.412 2
		B132407 - Renewable Energy Equip Grants	B1315 - Energy Resources	MS 239.101 3	14 222 01 050 03A
		B132413 - DE - Technical Assistance	B1315 - Energy Resources	MS 216B.241 1D	MS 216B.241 2A
		B132414 - DE - R & D Grants	B1315 - Energy Resources	MS 216B.241 1E	MS 216B.241 2A
		B132415 - Facility Energy Efficiency(B3)	B1315 - Energy Resources	MS 216B.241 1F	MS 216B.241 2A
		B132417 - RDF-Solar Electricity Projects	B1315 - Energy Resources	07 057 02 003 006	
		B132418 - RDF-Certs Continuation	B1315 - Energy Resources	07 057 02 003 006	
		B132419 - RDF-Automotive Projects	B1315 - Energy Resources	07 057 02 003 006	
		B132420 - RDF-Hydrogen Roadmap	B1315 - Energy Resources	07 057 02 003 006	
		B132424 - McKnight Foundation Energy Gra	B1315 - Energy Resources	MS 216C.02	
		B132430 - RDF-Solar Rebates	B1315 - Energy Resources	09 037 02 003 007	
		B132433 - IRETI Grant	B1315 - Energy Resources	09 037 02 013 000	
		B132441 - AUDIT INVESTIGATION ACCOUNT	B1315 - Energy Resources	MS 216B.62 8	
		B132442 - E999 Investigations	B1315 - Energy Resources	MS 216B.62 8	
		B132501 - Residential Propane	B1315 - Energy Resources	MS 239.785 6	
		B133100 - Telephone Investigation	B1309 - Telecommunications	MS 237.30	
		B133200 - TAM	B1316 - Telecommunications Access Mn	MS 237.52	
		B133201 - Accessible News	B1316 - Telecommunications Access Mn	MS 237.52	
		B134001 - License Technology Surcharge	B1307 - Enforcement	MS 45.24	
		B134002 - Background Checks	B1307 - Enforcement	MS 60K.37 2A	MS 216C.02
		B134100 - Insurance Fraud Prevention	B1307 - Enforcement	MS 45.0135 6	
		B134101 - Fraud Reward Fund	B1307 - Enforcement	MS 60A.952	
		B134200 - Auto Theft Prevention	B1307 - Enforcement	MS 297I.11	
		B134400 - RE Educ Research & Recov Itc	B1307 - Enforcement	MS 82.86 2	MS 82.86 15
		B134401 - Mortgage Orig Cons Educ-ITC	B1307 - Enforcement	MS 58.10 3	
		B135100 - Petroleum Inspection	B1318 - Weights & Measures	MS 239.101 3	
		B135300 - Agency Indirect Cost Account	B1305 - Administrative Services -Commerce	MS 216C.02 2	MS 16A.127
Workers Compensation		B134300 - Rate Regulation	B1319 - Insurance	17 094 01 007 008	
		B134301 - WC Fraud Prevention	B1307 - Enforcement	17 094 01 007 006	

2018 Total