



Date: October 15, 2018

To: Representative Pat Garofalo, Chair, Job Growth and Energy Affordability and Finance
Representative Karen Clark, Co-DFL Lead, Job Growth and Energy Affordability and Finance
Representative Tim Mahoney, Co-DFL Lead, Job Growth and Energy Affordability and Finance
Representative Jean Wagenius, Co-DFL Lead, Job Growth and Energy Affordability and Finance
Senator Jeremy Miller, Chair, Jobs and Economic Growth Finance and Policy Committee
Senator Bobby Joe Champion, Jobs and Economic Growth Finance and Policy Committee

From: Ken Peterson, Commissioner Labor and Industry

RE: Economic Development Agency Activity and Expenditure Reporting Requirement

This memo is to address the reporting requirement set forth by the legislature in the Laws of 2017, Chapter 94, Article 12, Section 2 as follows:

AGENCY ACTIVITY AND EXPENDITURE REPORTS.

(a) The commissioners of employment and economic development, housing finance, labor and industry, and commerce, as well as the Public Utilities Commission, must each submit a report, as described in paragraph (b), to the chairs and ranking minority members of the house of representatives and senate committees and divisions with jurisdiction over their budget appropriations by October 15, 2018.

(b) The reports must include:

- (1) the number of employees in each operational division and descriptions of the work of each employee;*
- (2) a description of the responsibilities that fall under each operational division;*
- (3) a detailed list of the source of all revenue, including any fees, taxes, or other revenues collected, as well as details of base budgets, including all prior appropriation riders;*
- (4) how much of each budgetary division appropriation passes through as grants, as well as the costs related to each grant program;*
- (5) a detailed description of the costs related to each budgetary division, as well as the statutory authority under which those costs are allocated; and*
- (6) the statutory authority for all expenditures.*

Attached are reports that address the information requested above:

- (1) 2018 Agency Overview and October 2018 Positions by Division;
- (2) DLI Budget Narratives;
- (3) FY2016-18 Review Detail and FY2016-18 Program Financing by Fund;
- (4) FY2016-18 Program Expenditure Overview and FY2016-18 Grant Expenditures
- (5) FY2016-18 Expenditure Detail and FY2016-18 Legal Citation Report
- (6) FY2016-18 Legal Citation Report

Additional base budget information for FY2019 – FY2023 will be included in budget materials that will be made available publicly by Minnesota Management and Budget (MMB) on November 30th, 2018 in accordance with M.S. 16A.10 Subd2. Published budget books include detailed information describing agency activities in narrative format, as well as numerical base budget activity. In addition to the published materials, standard reports are available from the budget system that provide additional detail regarding agency budgets. These include the reports referenced above showing revenues, expenditures, and grants activities.

A handwritten signature in black ink, appearing to read "KB" followed by a stylized name, possibly "Peterson".

Ken Peterson, Commissioner Labor and Industry

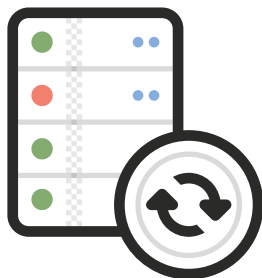
cc: Bill Marx, Fiscal Analysis Department
Eric Nauman, Senate Counsel, Research and Fiscal Analysis

MINNESOTA DEPARTMENT OF LABOR AND INDUSTRY

Ensuring Minnesota's workplaces and buildings are equitable, healthy and safe.

Positions at the Department of Labor and Industry

The Department of Labor and Industry offers a variety of career options. Our agency employs approximately 470 workers throughout the state and oversees the state's programs for apprenticeship, construction codes and licensing, dual-training (PIPELINE Program), occupational safety and health, wage and hour standards, workers' compensation and youth skills training programs.



Workers' Compensation (114 positions)

This division ensures appropriate benefits are delivered to injured workers quickly, efficiently and at a reasonable cost to employers. It strives to create an environment where injured workers promptly receive benefits and services and where all parties involved in the system operate efficiently and cost-effectively.

Types of positions:

- Mediators: Dispute Prevention Resolution Specialist and Senior
- Qualified Rehabilitation Consultants: Rehab Counselor Senior, Rehab Counselor Career
- Vocational Rehab Support: Technical Senior, Placement Coordinator
- Auditors: Compliance Services Officer Intermediate and Senior
- Investigators: Investigator
- Administrative Support: Office Specialist, Office and Administrative Specialist and Specialist-Intermediate/Senior, Customer Services Specialist and Specialist-Intermediate/Senior



Minnesota OSHA (82 positions)

This program helps make Minnesota workplaces safe and healthy through compliance and consultation efforts. The success of this program is reflected by workers going home safe at the end of every workday.

Types of positions:

- Safety and Health Investigators: Safety Investigator, Industrial Hygienist
- Safety Consultants: Safety Consultant, Safety Consultant Principal
- Administrative Support: Office and Administrative Specialist Intermediate and Specialist Senior
- Training Officers: OSHA Training Officer



Labor Standards (18 positions)

This program ensures workers are paid correctly and workplace rights and responsibilities are enforced for all workers. It protects the rights of workers and educates employers and employees about their rights and responsibilities under Minnesota employment laws.

Types of positions:

- Wage and Hour Investigators: Labor Investigator, Labor Investigator Senior
- Prevailing Wage Investigators: Labor Investigator, Labor Investigator Senior
- Administrative Support: Office and Administrative Specialist Intermediate and Specialist Senior

mi DEPARTMENT OF
LABOR AND INDUSTRY

www.dli.mn.gov/about-department/careers-dli



Apprenticeship (Eight positions)

This program fosters and promotes work-based career development. It develops and registers apprenticeship programs and promotes workforce diversity through outreach and education.

Types of positions:

- Compliance Apprenticeship Field Representatives: Apprenticeship Training and Field Representative, Field Representative Senior
- Development Apprenticeship Field Representatives: Apprenticeship Training and Field Representative, Field Representative Senior
- Administrative Support: Office and Administrative Specialist Intermediate



Construction Codes and Licensing (153 positions)

This division provides reasonable, uniform and balanced standards for Minnesota's buildings and construction professionals. Its focus is on improving efficiencies in the delivery of licensing, permitting and other services for construction industry stakeholders.

Types of positions:

- Licensing Services: Customer Service Specialist
- Enforcement Services: Investigator Senior
- Administrative Support: Office Specialist, Office and Administrative Specialist and Specialist-Intermediate/Senior, Customer Services Specialist and Specialist-Intermediate/Senior
- Inspection Services: Boiler, Electrical, Elevator, High Pressure Piping, Plumbing Investigators
- Plan Review Services: Construction Code Representatives, Administrative Engineer, Engineer Grad, Engineer Specialist Senior, Engineer Senior



General Support (93 positions)

This program performs a variety of critical support functions including communications, financial, human resources, legal services, youth and worker skills training (PIPELINE).

Types of positions:

- Communications: Information officer
- Combative Sports: Intermittent security guard
- Financial Services: Account Clerk Senior, Account Technician, Accounting Officers, Buyer
- General Counsel: Legal Secretary, Paralegal, Compensation Attorney
- Human Resources: Human Resource Specialist, Human Resource Consultant
- PIPELINE: Project Consultant Senior, Project Team Leader, State Program Administrator
- Research and Statistics: Research Scientist, Research Analysis Specialist, Office Administrative Specialist
- Youth Skills Training:



Human Resources • 443 Lafayette Road N. • St. Paul, MN 55155-4306
Phone: 651-284-5005 • Toll-free: 1-800-342-5354 • dli.communications@state.mn.us

www.dli.mn.gov/about-department/careers-dli

Construction Codes & Licensing	CCLD Enforcement Services	Construction Code Rep 2
Construction Codes & Licensing	CCLD Enforcement Services	Investigator Senior
Construction Codes & Licensing	CCLD Enforcement Services	Investigator Senior
Construction Codes & Licensing	CCLD Enforcement Services	Investigator Senior
Construction Codes & Licensing	CCLD Enforcement Services	Investigator Senior
Construction Codes & Licensing	CCLD Enforcement Services	Investigator Senior
Construction Codes & Licensing	CCLD Enforcement Services	Investigator Senior
Construction Codes & Licensing	CCLD Enforcement Services	Investigator Senior
Construction Codes & Licensing	CCLD Enforcement Services	Investigator Senior
Construction Codes & Licensing	CCLD Enforcement Services	Investigator Senior
Construction Codes & Licensing	CCLD Enforcement Services	Investigator Senior
Construction Codes & Licensing	CCLD Enforcement Services	Investigator Senior
Construction Codes & Licensing	CCLD Enforcement Services	Investigator Senior
Construction Codes & Licensing	CCLD Enforcement Services	Investigator Senior
Construction Codes & Licensing	CCLD Operations/Recovery Fund	Management Analyst 1
Construction Codes & Licensing	CCLD Operations/Recovery Fund	Management Analyst 2
Construction Codes & Licensing	CCLD Operations/Recovery Fund	Management Analyst 4
Construction Codes & Licensing	CCLD Operations/Recovery Fund	Office & Admin Specialist Sr
Construction Codes & Licensing	CCLD Operations/Recovery Fund	Office Services Supervisor 1
Construction Codes & Licensing	CCLD Operations/Recovery Fund	State Prog Admin
Construction Codes & Licensing	CCLD Permit Processing	Customer Svcs Specialist Sr
Construction Codes & Licensing	CCLD Permit Processing	Office & Admin Specialist
Construction Codes & Licensing	CCLD Permit Processing	Office & Admin Specialist Int
Construction Codes & Licensing	CCLD Permit Processing	Office & Admin Specialist Int
Construction Codes & Licensing	CCLD Permit Processing	Office & Admin Specialist Int
Construction Codes & Licensing	CCLD Permit Processing	Office & Admin Specialist Int
Construction Codes & Licensing	CCLD Permit Processing	Office & Admin Specialist Int
Construction Codes & Licensing	CCLD Permit Processing	Office & Admin Specialist Sr
Construction Codes & Licensing	CCLD Permit Processing	Office & Admin Specialist Sr
Construction Codes & Licensing	CCLD Permit Processing	Office & Admin Specialist Sr
Construction Codes & Licensing	CCLD Rules & Code Development	Construction Code Rep 2
Construction Codes & Licensing	CCLD Rules & Code Development	Construction Code Rep 2
Construction Codes & Licensing	CCLD Rules & Code Development	Management Analyst 3
Construction Codes & Licensing	CCLD Educ/Apprentice Supv	Const Codes Licensing Supvsr
Construction Codes & Licensing	CCLD Education/Apprentice	Construction Code Rep 1
Construction Codes & Licensing	CCLD Education/Apprentice	Construction Code Rep 2
Construction Codes & Licensing	CCLD Education/Apprentice	Proj Consultant
Construction Codes & Licensing	CCLD Inspections	Const Codes Licensing Supvsr
Construction Codes & Licensing	CCLD Inspections	Const Codes Licensing Supvsr
Construction Codes & Licensing	CCLD Inspections	Const Codes Licensing Supvsr
Construction Codes & Licensing	CCLD Inspections	Const Codes Licensing Supvsr
Construction Codes & Licensing	CCLD Inspections	Const Codes Licensing Supvsr
Construction Codes & Licensing	CCLD Boiler Inspections	Construction Code Rep 1
Construction Codes & Licensing	CCLD Boiler Inspections	Construction Code Rep 1
Construction Codes & Licensing	CCLD Boiler Inspections	Construction Code Rep 1
Construction Codes & Licensing	CCLD Boiler Inspections	Construction Code Rep 1
Construction Codes & Licensing	CCLD Boiler Inspections	Construction Code Rep 1

Construction Codes & Licensing	CCLD Plumbing Plan Review	Engineering Specialist Senior
Construction Codes & Licensing	CCLD Plumbing Plan Review	Office & Admin Specialist
Construction Codes & Licensing	CCLD Plumbing Plan Review	Office & Admin Specialist Sr
Construction Codes & Licensing	Plumbing Inspections	Construction Code Rep 1
Construction Codes & Licensing	Plumbing Inspections	Construction Code Rep 1
Construction Codes & Licensing	Plumbing Inspections	Construction Code Rep 1
Construction Codes & Licensing	Plumbing Inspections	Construction Code Rep 1
Construction Codes & Licensing	Plumbing Inspections	Construction Code Rep 1
Construction Codes & Licensing	CCLD Regional Services	Construction Code Rep 1
Construction Codes & Licensing	CCLD Regional Services	Construction Code Rep 1
Construction Codes & Licensing	CCLD Regional Services	Construction Code Rep 1
Construction Codes & Licensing	CCLD Regional Services	Construction Code Rep 1
Construction Codes & Licensing	CCLD Regional Services	Construction Code Rep 2
Construction Codes & Licensing	CCLD Regional Services	Construction Code Rep 2
Construction Codes & Licensing	CCLD Regional Services	Construction Code Rep 2
Construction Codes & Licensing	CCLD Regional Services	Construction Code Rep 2
Construction Codes & Licensing	CCLD Regional Services	Construction Code Rep 2
Construction Codes & Licensing	CCLD Regional Services	Construction Code Rep 2
Construction Codes & Licensing	CCLD Regional Services	Construction Code Rep 2
Construction Codes & Licensing	CCLD Regional Services	Construction Code Rep 2
Construction Codes & Licensing	CCLD Regional Services	Construction Code Rep 2
Construction Codes & Licensing	CCLD Regional Services	Construction Code Rep 2
Construction Codes & Licensing	CCLD Regional Services	Construction Code Rep 2
Construction Codes & Licensing	CCLD Regional Services	Construction Code Rep 2
Construction Codes & Licensing	CCLD Regional Services	Construction Code Rep 2
Construction Codes & Licensing	CCLD Regional Services	Construction Code Rep 2
Construction Codes & Licensing	CCLD Regional Services	Construction Code Rep 2
Construction Codes & Licensing	CCLD Regional Services	Construction Code Rep 2
Construction Codes & Licensing	CCLD Regional Services	Construction Code Rep 2
Construction Codes & Licensing	CCLD Plan Review	Construction Code Rep 1
Construction Codes & Licensing	CCLD Plan Review	Construction Code Rep 1
Construction Codes & Licensing	CCLD Plan Review	Construction Code Rep 2
Construction Codes & Licensing	CCLD Plan Review	Construction Code Rep 2
Construction Codes & Licensing	CCLD Plan Review	Construction Code Rep 2
Construction Codes & Licensing	CCLD Plan Review	Construction Code Rep 2
Construction Codes & Licensing	CCLD Plan Review	Construction Code Rep 2
Construction Codes & Licensing	CCLD Plan Review	Construction Code Rep 2
Construction Codes & Licensing	CCLD Plan Review	Construction Code Rep 2
Construction Codes & Licensing	CCLD Plan Review	Engineer Administrative
Construction Codes & Licensing	CCLD Manufactured Structures	Construction Code Rep 1
Construction Codes & Licensing	CCLD Manufactured Structures	Construction Code Rep 1
Construction Codes & Licensing	CCLD Manufactured Structures	Construction Code Rep 1
Construction Codes & Licensing	CCLD Plmg Pln Rev/Insp Svcs	Const Codes Licensing Supvsr
Construction Codes & Licensing	CCLD Plmg Pln Rev/Insp Svcs	Construction Code Rep 2
Construction Codes & Licensing	CCLD Plmg Pln Rev/Insp Svcs	Engineer Administrative
Construction Codes & Licensing	CCLD Plmg Pln Rev/Insp Svcs	State Prog Admin Manager
General Support	Commissioner's Office	Asst Commr Labor & Industry
General Support	Commissioner's Office	Asst Commr Labor & Industry
General Support	Commissioner's Office	Commissioner-Labor & Industry
General Support	Commissioner's Office	Deputy Commr Labor & Industry
General Support	Commissioner's Office	Dir Workplace Safety Consult
General Support	Commissioner's Office	State Prog Admin Manager Prin
General Support	Commissioner's Office	Management Analyst 3
General Support	Commissioner's Office	State Prog Admin Manager Sr

General Support	Commissioner's Office	Office Services Supervisor 3
General Support	Communications	State Prog Admin Manager Sr
General Support	Communications	Information Officer 3
General Support	Communications	Information Officer 3
General Support	Financial Services	Financial Mgt Director
General Support	Financial Services	Accounting Director
General Support	Financial Services	Accounting Officer Inter
General Support	Financial Services	Accounting Officer Principal
General Support	Financial Services	Accounting Officer Senior
General Support	Financial Services	Account Clerk
General Support	Financial Services	Account Clerk Senior
General Support	Financial Services	Accounting Officer
General Support	Financial Services	Accounting Technician
General Support	Financial Services	Accounting Technician
General Support	Financial Services	Accounting Technician
General Support	Financial Services	Buyer 1
General Support	Financial Services	Central Svcs Admin Spec
General Support	Financial Services	Central Svcs Admin Spec Inter
General Support	Human Resources	Human Resources Director 3
General Support	Human Resources	Human Resources Consultant 1
General Support	Human Resources	Human Resources Consultant 1
General Support	Human Resources	Human Resources Specialist 2
General Support	Human Resources	Human Resources Specialist 3
General Support	Legal Services	State Prog Admin Manager Prin
General Support	Legal Services	Comp Attorney
General Support	Legal Services	Comp Attorney
General Support	Legal Services	Comp Attorney Princ
General Support	Legal Services	Comp Attorney Princ
General Support	Legal Services	Comp Attorney Princ
General Support	Legal Services	Comp Attorney Princ
General Support	Legal Services	Comp Attorney Princ
General Support	Legal Services	Comp Attorney Princ
General Support	Legal Services	Comp Attorney Princ
General Support	Legal Services	Comp Attorney Princ
General Support	Legal Services	Comp Attorney Princ
General Support	Legal Services	Comp Attorney Princ
General Support	Legal Services	Comp Attorney Princ
General Support	Legal Services	Legal Analyst
General Support	Legal Services	Office Services Supervisor 3
General Support	Legal Services	Legal Secretary
General Support	Legal Services	Paralegal
General Support	Legal Services	Paralegal
General Support	Legal Services	Paralegal
General Support	Pipeline Program	State Prog Admin
General Support	Pipeline Program	State Prog Admin Sr
General Support	Pipeline Program	State Prog Admin Sr
General Support	Projects and Planning	Management Analyst 3
General Support	Projects and Planning	Proj Consultant Sr

OSHA	OSHA Compliance	Safety Investigator 4
OSHA	OSHA Compliance	Engineer Senior
OSHA	OSHA Compliance	Industrial Hygienist 1
OSHA	OSHA Compliance	Industrial Hygienist 2
OSHA	OSHA Compliance	Industrial Hygienist 2
OSHA	OSHA Compliance	Safety Investigator 2
OSHA	OSHA Compliance	Safety Investigator 2
OSHA	OSHA Compliance	Safety Investigator 2
OSHA	OSHA Compliance	Safety Investigator 2
OSHA	OSHA Compliance	Safety Investigator 3
OSHA	OSHA Compliance	Safety Investigator 3
OSHA	OSHA Compliance	Safety Investigator 3
OSHA	OSHA Compliance	Safety Investigator 3
OSHA	OSHA Compliance	Safety Investigator 4
OSHA	OSHA Compliance	Safety Investigator 4
OSHA	OSHA Compliance	Safety Investigator 4
OSHA	OSHA Compliance	Safety Investigator 1
OSHA	OSHA Compliance	Safety Investigator 2
OSHA	OSHA Compliance	Safety Investigator 2
OSHA	OSHA Compliance	Industrial Hygienist 1
OSHA	OSHA Compliance	Industrial Hygienist 2
OSHA	OSHA Compliance	Industrial Hygienist 2
OSHA	OSHA Compliance	Safety Investigator 1
OSHA	OSHA Compliance	Safety Investigator 1
OSHA	OSHA Compliance	Safety Investigator 2
OSHA	OSHA Compliance	Safety Investigator 2
OSHA	OSHA Compliance	Safety Investigator 2
OSHA	OSHA Compliance	Safety Investigator 2
OSHA	OSHA Compliance	Safety Investigator 2
OSHA	OSHA Compliance	State Prog Admin Director
OSHA	OSHA Compliance	Office & Admin Specialist Int
OSHA	OSHA Compliance	Office & Admin Specialist Int
OSHA	OSHA Compliance	Office & Admin Specialist Int
OSHA	OSHA Compliance	Office & Admin Specialist Int
OSHA	OSHA Compliance	Office & Admin Specialist Sr
OSHA	OSHA Compliance	Office & Admin Specialist Sr
OSHA	OSHA Compliance	Office & Admin Specialist Sr
OSHA	OSHA Compliance	Electronic Technician
OSHA	OSHA Compliance	Engineer Senior
OSHA	OSHA Compliance	Engineer Senior
OSHA	OSHA Compliance	Industrial Hygienist 3
OSHA	OSHA Compliance	Management Analyst 4
OSHA	OSHA Compliance	Management Analyst 4
OSHA	OSHA Compliance	Management Analyst 4
OSHA	OSHA Compliance	Industrial Hygienist 2
OSHA	OSHA Compliance	Industrial Hygienist 2
OSHA	OSHA Compliance	Industrial Hygienist 2

OSHA	OSHA Compliance	Safety Investigator 1
OSHA	OSHA Compliance	Safety Investigator 2
OSHA	OSHA Compliance	Safety Investigator 2
OSHA	OSHA Compliance	Safety Investigator 2
OSHA	OSHA Compliance	Safety Investigator 3
OSHA	OSHA Compliance	Safety Investigator 3
OSHA	OSHA Compliance	Safety Investigator 3
OSHA	OSH Consultation	Grants Specialist Inter
OSHA	OSH Consultation	Management Analyst 2
OSHA	OSH Consultation	Office & Admin Specialist Sr
OSHA	OSH Consultation	State Prog Admin Director
OSHA	OSH Consultation	State Prog Admin Director
OSHA	OSH Consultation	Industrial Hygienist 3
OSHA	OSH Consultation	Industrial Hygienist 3
OSHA	OSH Consultation	Safety Consultant Principal
OSHA	OSH Consultation	Safety Consultant Principal
OSHA	OSH Consultation	Safety Consultant Principal
OSHA	OSH Consultation	Safety Consultant Principal
OSHA	OSH Consultation	Safety Consultant Principal
OSHA	OSH Consultation	Safety Consultant Principal
OSHA	OSH Consultation	Safety Consultant Principal
OSHA	OSH Consultation	Industrial Hygienist 3
OSHA	OSH Consultation	Industrial Hygienist 3
OSHA	OSH Consultation	Industrial Hygienist 3
OSHA	OSH Consultation	Safety Consultant Principal
OSHA	OSH Consultation	Safety Consultant Principal
Workers Compensation	Alternative Dispute Resolution	Dispute Prev & Resol Spec
Workers Compensation	Alternative Dispute Resolution	Dispute Prev Resolution Supv
Workers Compensation	Alternative Dispute Resolution	Dispute Prev & Resol Spec
Workers Compensation	Alternative Dispute Resolution	Dispute Prev & Resol Spec
Workers Compensation	Alternative Dispute Resolution	Dispute Prev & Resol Spec
Workers Compensation	Alternative Dispute Resolution	Dispute Prev & Resol Spec
Workers Compensation	Alternative Dispute Resolution	Dispute Prev & Resol Spec
Workers Compensation	Alternative Dispute Resolution	Dispute Prev & Resol Spec
Workers Compensation	Alternative Dispute Resolution	Office & Admin Specialist Sr
Workers Compensation	Alternative Dispute Resolution	Office & Admin Specialist Sr
Workers Compensation	Alternative Dispute Resolution	Office & Admin Specialist Sr
Workers Compensation	Alternative Dispute Resolution	Dispute Prev & Resol Spec
Workers Compensation	Alternative Dispute Resolution	Dispute Prev & Resol Spec
Workers Compensation	Alternative Dispute Resolution	Dispute Prev & Resol Spec
Workers Compensation	Alternative Dispute Resolution	Dispute Prev & Resol Spec
Workers Compensation	Alternative Dispute Resolution	Dispute Prev & Resol Spec
Workers Compensation	Alternative Dispute Resolution	Dispute Prev & Resol Spec
Workers Compensation	Alternative Dispute Resolution	Dispute Prev & Resol Spec
Workers Compensation	Alternative Dispute Resolution	Office & Admin Specialist Sr
Workers Compensation	Alternative Dispute Resolution	Office & Admin Specialist Sr
Workers Compensation	Alternative Dispute Resolution	Office & Admin Specialist Sr

Workers Compensation	Special Compensation Fund	Compliance Services Officer Sr
Workers Compensation	Special Compensation Fund	Investigator
Workers Compensation	Special Compensation Fund	Office & Admin Specialist Int
Workers Compensation	Special Compensation Fund	State Prog Admin Intermediate
Workers Compensation	Special Compensation Fund	State Prog Admin Prin
Workers Compensation	Special Compensation Fund	State Prog Admin Prin
Workers Compensation	Special Compensation Fund	Workers Comp Claims Mgt Spc
Workers Compensation	Special Compensation Fund	Workers Comp Claims Mgt Spc Sr
Workers Compensation	Special Compensation Fund	Compliance Services Officer Sr
Workers Compensation	Special Compensation Fund	Compliance Services Officer Sr
Workers Compensation	Special Compensation Fund	Compliance Services Officer Sr
Workers Compensation	Special Compensation Fund	Compliance Services Officer Sr
Workers Compensation	Special Compensation Fund	Compliance Services Officer Sr
Workers Compensation	Special Compensation Fund	Customer Svcs Specialist Sr
Workers Compensation	Special Compensation Fund	Investigator
Workers Compensation	Special Compensation Fund	Investigator
Workers Compensation	Special Compensation Fund	Office & Admin Specialist Int
Workers Compensation	Special Compensation Fund	Office & Admin Specialist Sr
Workers Compensation	Special Compensation Fund	Office & Admin Specialist Sr
Workers Compensation	Special Compensation Fund	Management Analyst 4
Workers Compensation	Special Compensation Fund	Management Analyst 4
Workers Compensation	Special Compensation Fund	Workers Comp Program Supv
Workers Compensation	Special Compensation Fund	Workers Comp Program Supv
Workers Compensation	Special Compensation Fund	State Prog Admin Manager Prin
Workers Compensation	VocationalRehabilitationUnit	Proj Specialist
Workers Compensation	VocationalRehabilitationUnit	Rehabilitation Couns Supv 4
Workers Compensation	VocationalRehabilitationUnit	Rehabilitation Couns Supv 4
Workers Compensation	VocationalRehabilitationUnit	State Prog Admin Intermediate
Workers Compensation	VocationalRehabilitationUnit	Dir Workers Comp Prog
Workers Compensation	VocationalRehabilitationUnit	Rehabilitation Couns Career
Workers Compensation	VocationalRehabilitationUnit	Rehabilitation Couns Career
Workers Compensation	VocationalRehabilitationUnit	Rehabilitation Couns Career
Workers Compensation	VocationalRehabilitationUnit	Rehabilitation Couns Lead
Workers Compensation	VocationalRehabilitationUnit	Vocational Rehab Placmnt Coord
Workers Compensation	VocationalRehabilitationUnit	Vocational Rehab Placmnt Coord
Workers Compensation	VocationalRehabilitationUnit	Vocational Rehab Technician Sr
Workers Compensation	VocationalRehabilitationUnit	Vocational Rehab Technician Sr
Workers Compensation	VocationalRehabilitationUnit	Office & Admin Specialist Int
Workers Compensation	VocationalRehabilitationUnit	Rehabilitation Couns Career
Workers Compensation	VocationalRehabilitationUnit	Rehabilitation Couns Career
Workers Compensation	VocationalRehabilitationUnit	Rehabilitation Couns Career
Workers Compensation	VocationalRehabilitationUnit	Rehabilitation Couns Lead
Workers Compensation	VocationalRehabilitationUnit	Vocational Rehab Placmnt Coord
Workers Compensation	VocationalRehabilitationUnit	Vocational Rehab Technician Sr
Workers Compensation	Work Comp Modernization	Proj Specialist
Workers Compensation	Work Comp Modernization	State Prog Admin Manager Prin

dli.mn.gov/

AT A GLANCE

The Department of Labor and Industry:

- administers wage and safety laws affecting Minnesota’s 2.9 million employees and 167,000 employers;
- oversees workers’ compensation claims and benefit payments for approximately 95,000 injuries annually;
- conducts almost 182,000 construction inspections each year;
- issues 86,000 personal and business licenses annually; and
- monitors more than 11,000 registered apprenticeships.

PURPOSE

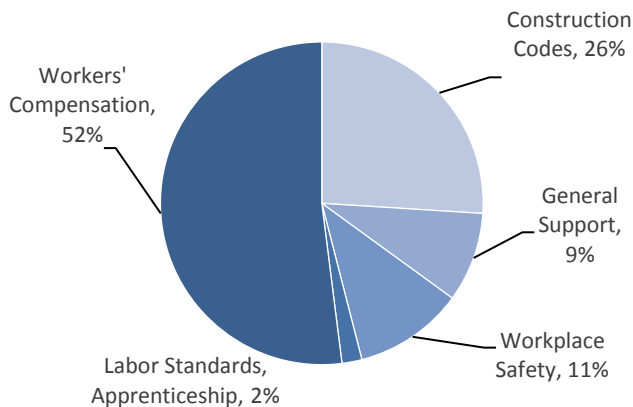
The mission of the Department of Labor and Industry (DLI) is to ensure Minnesota’s work and living environments are healthy, safe and equitable. Our agency provides and enforces reasonable and uniform standards for Minnesota buildings and construction professionals. We also ensure workers’ compensation benefits are provided to injured workers quickly and efficiently, and at a reasonable cost to employers. In addition, we ensure workers receive appropriate wages and work to promote work-based career development through registered apprenticeships. Our agency also monitors combative sporting events in Minnesota so they are operated safely and fairly.

Through these activities, DLI contributes to the following statewide outcomes:

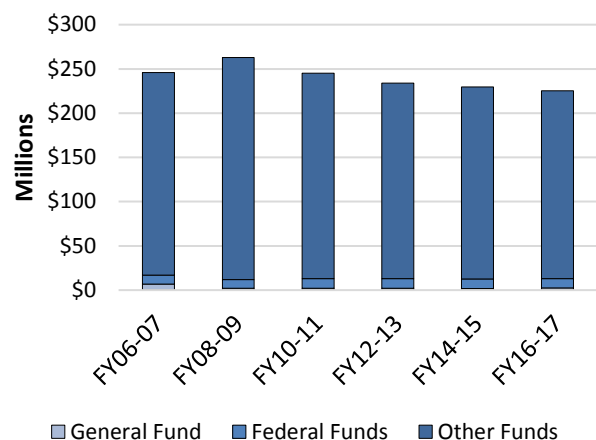
- **people in Minnesota are safe;**
- **families and communities are strong and stable;**
- **a thriving economy encourages business growth and employment opportunities.**

BUDGET

**Spending by Program
FY 17 Actual**



Historical Spending



The Workers' Compensation Division is funded through an appropriation from the workers' compensation fund. The revenues are collected through an insurer premium surcharge and self-insured assessment. Workers' compensation benefits are paid on behalf of employees of uninsured and bankrupt self-insured employers. Reimbursements to insurers and self-insured employers under the supplemental benefits and second-injury programs make up the bulk of benefit payments.

The Workplace Safety Program is funded with federal grants and state matching funds. The Occupational Safety and Health Administration (OSHA) Compliance activity receives a 50 percent federal funding level. There is a 90 percent federal funding level for the OSHA Workplace Safety Consultation activity. Matching funds are provided through an appropriation from the workers' compensation fund.

The Construction Codes and Licensing Division is funded through a special revenue fund, the Construction Code Fund which is part of the State Government Special Revenue Fund, and operates on a fee-for-service basis. Fees are collected from industry stakeholders and deposited in the Construction Code Fund established in the state treasury.

The Labor Standards unit is financed by an appropriation from the general fund. The unit also collects back-wages owed to employees by employers, which are given to the employees; DLI does not retain these funds.

The Apprenticeship unit is funded by an appropriation from the workforce development fund.

The General Support Division is financed by an appropriation from the workers' compensation fund and by indirect cost revenue recovered from the agency's other programs.

STRATEGIES

To accomplish its mission, DLI uses the following strategies.

- **Dispute resolution:** Provide prompt and fair resolution of workers' compensation disputes.
- **Workplace safety:** Focus OSHA inspection and consultation resources where data indicates the greatest potential for improving workplace safety and health.
- **Education:** Educate employers and workers so they understand their rights and responsibilities under Minnesota labor standards, workers' compensation and OSHA laws.
- **Continuous improvement:** Improve efficiency and customer service by increasing the use of electronic processing of permits, licenses and other filings.
- **Workforce development:** Work with Minnesota employers and others to develop apprenticeship opportunities.

The Department of Labor and Industry's legal authority comes from Minnesota Statutes, chapters 175-178, 181-182, 184, 184B, 326B, 327 and 327B.

dli.mn.gov/business/workers-compensation-businesses

AT A GLANCE

In fiscal year 2018, the Workers' Compensation Division:

- resolved more than 5,000 disputes involving insurers, employers, employees, vocational rehabilitation providers and health care providers;
- conducted 338 mandatory coverage investigations;
- proactively contacted 5,762 new businesses to educate them about workers' compensation laws;
- maintained more than two million workers' compensation files; and
- provided vocational rehabilitation and placement services to more than 170 injured workers each month.

PURPOSE & CONTEXT

Workers' compensation ensures proper benefits and services are delivered to injured workers quickly and efficiently, and at a reasonable cost to employers. The division educates employers and employees about Minnesota's workers' compensation laws and enforces those laws. It also administers the Special Compensation Fund, also known as the Workers' Compensation Fund, which provides benefits to injured workers whose employers failed to carry workers' compensation insurance. The division provides alternative dispute resolution to quickly and cost-effectively resolve workers' compensation disputes.

SERVICES PROVIDED

The Workers' Compensation Division provides services in four primary areas through its four work units:

1. Alternative Dispute Resolution;
2. Compliance, Records and Training;
3. Special Compensation Fund; and
4. Vocational Rehabilitation.

The division:

- educates employees and employers about their rights and responsibilities under workers' compensation laws;
- provides mediation, ombudsman assistance and other dispute-resolution services;
- provides workers' compensation benefits to injured workers whose employers did not carry workers' compensation insurance;
- collects and maintains records pertaining to all workers' compensation injuries in Minnesota with claimed wage-loss or permanency; and
- provides vocational rehabilitation services to injured workers.

The Workers' Compensation Division is funded through an appropriation from the Workers' Compensation Fund. The revenues are based on the forecasted funding liability and collected through both an insurer premium surcharge paid by insurers and a self-insured assessment paid by self-insured employers. Workers' compensation benefits are paid on behalf of employees of uninsured and bankrupt self-insured employers. Reimbursements to insurers and self-insured employers under the supplemental benefits and second-injury programs make up the bulk of benefit payments.

RESULTS

<i>Type of Measure</i>	<i>Name of Measure</i>	<i>Previous</i>	<i>Current</i>	<i>Fiscal Year</i>
Quantity	Workers' compensation benefits paid*	\$64.1M	\$44.9M	2011, 2018
Quantity	Workers' compensation reimbursements collected	\$759,742	\$808,742	2015, 2018
Quantity	Hours of training provided to stakeholders	97	141	2011, 2018
Quantity	Number of mediations conducted	489	971	2010, 2018
Result	Mediated sessions that resulted in dispute resolution	89%	77%	2011, 2016
Quantity	Average number of days a Vocational Rehabilitation Services case is open	321.02	250.25	2011, 2018 Calendar Yr
Result	Percent wages restored to pre-injury level of Vocational Rehabilitation clients who returned to work full-time	84%	89%	2011, 2016 Calendar Yr

** Benefits are declining as work comp cases are settled and/or final payments are made.*

Minnesota Statutes, chapter 176, provides the legal authority for this program's activities.

dli.mn.gov/business/codes-and-laws

AT A GLANCE

The Construction Codes and Licensing Division annually:

- issues or renews 128,000 personal and business licenses;
- administers 9,000 license exams;
- completes 3,000 building plan reviews;
- issues 120,000 construction permits; and
- performs 157,000 inspections.

PURPOSE & CONTEXT

The Construction Codes and Licensing Division (CCLD) works to protect the health, safety and welfare of the public by providing reasonable, uniform and balanced standards for Minnesota's buildings and construction professionals. This provides for the safety of the people of Minnesota and fosters a competitive construction economy that encourages business growth and employment opportunity.

SERVICES PROVIDED

CCLD performs the following services to protect the health, safety and welfare of the public.

- **Code adoption and administration:** Assures building safety through a comprehensive and effective process of code adoption and uniform statewide code administration.
- **Licensing:** Assesses the qualifications of construction professionals and protects consumers and workers through contractor licensing.
- **Plan review:** Reviews construction plans for state-owned and state-licensed facilities, plumbing installations and manufactured structures in a timely manner to ensure safe, code-compliant buildings that result in value for the owner.
- **Construction permitting:** Expedites safe building construction through the efficient processing of permits.
- **Inspection services:** Provides for the competent inspection of all building construction work under the authority of the state and regularly ensures the safe and operational integrity of elevators, boilers and high pressure piping.
- **Enforcement:** Provides fair and balanced enforcement to achieve compliance with licensure and code requirements.
- **Outreach and education:** Fosters and promotes safe, accessible and energy-efficient building design and construction through outreach and education to construction professionals and the public.
- **Contractor recovery fund:** Compensates owners or lessees of residential property in Minnesota who have suffered an actual and direct out-of-pocket loss due to a licensed contractor's fraudulent, deceptive or dishonest practices, conversion of funds or failure of performance.

RESULTS

<i>Type of Measure</i>	<i>Name of Measure</i>	<i>Previous</i>	<i>Current</i>	<i>Fiscal Year</i>
Quantity	Number/Percent of plumbing plans reviewed within 21 days	1,938/87%	2,537/98%	2013, 2018
Quantity	Number/Percent of building plans reviewed within 21 days	281/80%	394/89%	2013, 2018
Quantity	Number of licenses issued	74,455	86,585	2013, 2018
Quantity	Number of permits issued	111,356	111,358	2013, 2018
Quantity	Number of Boiler inspections	9,944	9,230	2013, 2018
Quantity	Number of Elevator inspections	5,601	7,533	2013, 2018
Quantity	Number of Plumbing inspections	2,766	4,310	2013, 2018
Quantity	Number of Building inspections	3,407	3,881	2013, 2018
Quantity	Number of Electrical inspections	139,871	157,377	2013, 2018
Quantity	Number of High pressure piping inspections	1,058	1,002	2013, 2018

Minnesota Statutes, chapter 326B, provides the legal authority for all programs within the Construction Codes and Licensing Division.

dli.mn.gov/about-department/about-dli

AT A GLANCE

In fiscal year 2018, the unit:

- supported approximately 428 agency employees located statewide;
- administered a \$146 million annual budget;
- facilitated nearly 5.6 million web hits;
- represented Department of Labor and Industry (DLI) programs in more than 165 legal cases;
- had more than 132,000 subscribers to DLI electronic publications; and
- responded to 110 requests for statistical data.

PURPOSE & CONTEXT

The General Support Division provides leadership and support to agency programs so they can be successful. Activities are customized to meet the unique needs of each activity while assuring adherence to statewide and agency standards for performance, management and documentation of decisions. Critical goals are to:

- develop and adhere to operating policies and services that meet or exceed statewide standards and policies;
- offer support services within the agency to meet particular programs goals as efficiently as possible while adhering to accepted audit standards;
- manage agency resources in as transparent a manner as possible to assure stakeholders our stewardship of their investments is sound; and
- create opportunities for electronic government transactions to assure existing resources can meet the needs of Minnesota's citizens.

This division serves agency programs that focus on the needs of workers, builders, building owners and employers in Minnesota.

SERVICES PROVIDED

The General Support Division strives to provide effective and efficient services and offer solutions to support agency programs. This is accomplished by each unit as follows.

- Communications: provides stakeholder outreach through the website and publications; promotes the work and services of the department.
- Financial Services: protects and ensures accountability for the financial resources entrusted to the department.
- Human Resources: recruits, assesses employee development needs and assists in retaining needed skill sets. Also provides services that promote a healthy, productive and respectful work environment and promotes diversity goals in all U.S. Equal Employment Opportunity Commission (EEOC) Job Groups for people with a disability.
- Office of Combative Sports: ensures combative events are conducted to minimize injuries and ensures fair competition.
- Office of General Counsel: provides legal advice to the department and advocates for the agency in enforcement and other administrative proceedings.

- Research and Statistics: collects, analyzes and reports workplace safety, workers' compensation and workplace standards data to inform decisionmakers and the public.
- Projects and Planning: provides organization development and continuous improvement support services, maintains and communicates the business continuity and emergency response plans for the agency.
- PIPELINE Program; the Private Investment, Public Education, Labor and Industry Experience program, that supports the growth and development of dual-training programs in the state. Dual training programs provide workers a combination of related instruction strategically paired with on-the-job training.
- DLI maintains its information technology services through a service-level agreement with MN.IT Services.

These infrastructure services provide agency support that enables programs to focus on their mission and achieve agency goals.

RESULTS

<i>Type of Measure</i>	<i>Name of Measure</i>	<i>Previous</i>	<i>Current</i>	<i>Fiscal Year</i>
Quantity	Percentage of accounts payable paid promptly	99.04%	99.12%	2014, 2018
Quantity	Number of and dollars spent with targeted vendors	18/ \$67,174	23/ \$435,119	2015, 2018
Quantity	Percent of staff who self-identified as women, minorities, or disabled.	65.1%	67.2%	2014, 2018
Quality	Percentage of performance appraisals that were timely completed	100%	100%	2017, 2018

Minnesota Statutes, chapters 176, 16A, 43A and 341, provide authority for this program's activities.

<http://dli.mn.gov/business/employment-practices>

AT A GLANCE

In 2018, the Labor Standards unit:

- recovered \$604,372 in final wages for 1,182 workers;
- completed 150 wage and hour investigations and collected \$175,399 in back wages for 744 workers;
- completed 29 prevailing-wage investigations and collected \$145,185 in back wages for 160 workers; and
- completed 51 on-site project reviews of state-funded construction.

In 2018, the Apprenticeship unit:

- registered 3,696 new apprentices, including 639 minorities and 525 females;
- assisted 210 registered apprenticeship program sponsors; and
- conducted 96 program reviews and 173 technical assistance visits to sponsors.

PURPOSE & CONTEXT

The Department of Labor and Industry's (DLI's) Labor Standards unit protects Minnesota's economy by ensuring workers are paid correctly and workplace rights and responsibilities are enforced. It conducts outreach and investigations to ensure compliance with Minnesota's Fair Labor Standards laws, including minimum wage, prevailing wage, pregnancy and parental leave, and child labor.

DLI's Apprenticeship unit supports Minnesota's economy as it fosters and promotes work-based career development through registered apprenticeship programs that provide structured training to develop a skilled workforce.

SERVICES PROVIDED

The Labor Standards unit:

- protects workers and promotes compliance through enforcement of wage, hour and payment laws, including minimum wage, overtime, child labor, women's economic security and prevailing wage;
- investigates wage theft complaints and audits employers to ensure employees are paid for their work and employers are competing fairly in the marketplace;
- increases awareness of wage theft through outreach and education;
- provides outreach and training through its child labor initiative to educate employers, schools and parents to protect youth in the workplace;
- provides outreach and education to employers and workers about the state's minimum wage law passed in 2014 and annual wage-rate changes associated with that legislation;
- conducts outreach and enforcement efforts related to the Women's Economic Security Act that includes protections for pregnancy accommodation, pregnancy and parenting leave, sick and safe leave, nursing mothers and wage disclosure; and
- conducts an annual prevailing-wage survey to establish wage rates for workers on publicly funded construction projects.

The Apprenticeship unit:

- engages and assists employers and associations in developing registered apprenticeship programs to recruit, train and retain a highly skilled workforce;
- conducts ongoing technical assistance and compliance activities to ensure each program delivers the training, instruction and rigor outlined in its standards registered with the department;
- engages various community-based organizations, labor groups, employers and associations to foster and promote greater ethnic, racial, gender and veteran participation in registered apprenticeship programs;
- assists registered apprenticeship programs in developing personalized outreach and diversity recruiting plans;
- assists workers and apprentices in connecting with apprenticeship resources;
- develops and supports introductions to construction careers programs for youth, including Construct Tomorrow; and
- fosters and promotes the expansion of registered apprenticeship programs in health care, manufacturing and other industries.

RESULTS

Labor Standards

<i>Type of Measure</i>	<i>Name of Measure</i>	<i>Previous</i>	<i>Current</i>	<i>Calendar years</i>
Quantity	Average days from receipt to completion of wage claims	25 days	43 days	2011, 2017
Quantity	Number of outreach trainings and events/number of stakeholders reached	109 / 47,757	105 / 45,165	2011, 2017

Apprenticeship

<i>Type of Measure</i>	<i>Name of Measure</i>	<i>Previous</i>	<i>Current</i>	<i>Calendar years</i>
Quantity	Number of registered apprentices/new apprentices	8,607 / 1,743	14,002 / 3,599	2011, 2018
Quantity	Number of active registered apprenticeship programs/new programs	222 / 6	216 / 17	2011, 2018
Quantity	Number of occupations with registered apprentices	333	337	2011, 2018
Quantity	Percentage of active registered apprentices – female/minority/veteran	4.7%/12.6%/4.0%	7.2%/20.2%/6.6%	2011, 2018

Minnesota Statutes, chapters 177, 178 and 181, provide authority for this program’s activities. Minnesota Statutes §§ 177.21-.35 (Minnesota Fair Labor Standards Act), 177.41-.44 (Prevailing Wage Act), 178 (Apprenticeship Training Act, in accordance with 29 Code of Federal Regulations part 29 and part 30), 181.01-.171 (Payment of wages), 181.940-.944 (Parenting leave, Women’s Economic Security Act) and 181A (Child Labor Standards Act).

AT A GLANCE

Each year, on average, the Minnesota Occupational Safety and Health Administration (MNOSHA):

- conducts almost 1,900 compliance inspections;
- assists employers through 855 consultation visits;
- responds to 1,200 employee complaints;
- investigates 23 workplace fatalities;
- provides safety grants for 155 employer safety projects;
- presents safety and health outreach to 20,000 participants;
- works with 100 cooperative programs and alliances with employers; and
- affects the safety and health of 2.9 million workers at 168,000 Minnesota worksites.

PURPOSE & CONTEXT

The goal of MNOSHA is that every employee returns home safe and healthy at the end of each working day. MNOSHA believes workplaces must share a commitment to workplace safety by employers, employees and their authorized representatives. MNOSHA focuses on regulation through its Compliance unit and on assistance through its Workplace Safety Consultation unit, helping industries with the highest injury and illness rates. MNOSHA is a state plan, one of 28 states and territories authorized by Congress to administer an occupational safety and health program “at least as effective as” the federal OSHA program.

SERVICES PROVIDED

MNOSHA keeps Minnesota employees and workplaces safe by:

- conducting planned compliance inspections focused on high-hazard industries;
- investigating workplace fatalities, serious injuries and catastrophic events;
- responding to complaints by employees about unsafe conditions at their workplace;
- reviewing employee’s protected rights after alleged improper termination or other adverse action;
- providing training and outreach to employee, employer and citizen groups about safety and health topics;
- making consultation visits to employers that request assistance about how to make their workplaces safer;
- working cooperatively with employers through voluntary prevention programs and partnerships; and
- issuing safety grants to help employers boost their safety and health programs.

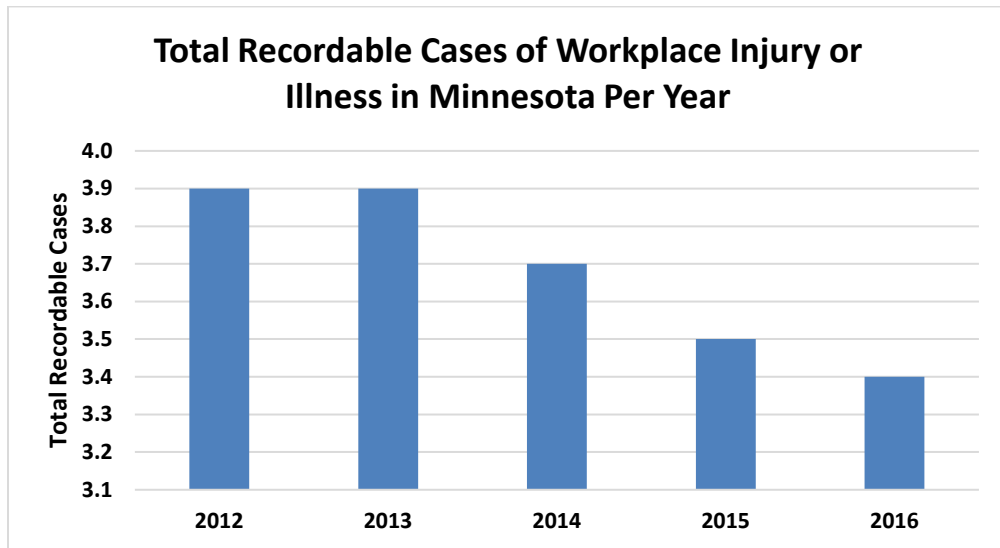
RESULTS

Fatal occupational injuries per 100,000 full-time-equivalent workers, 2016

<i>State</i>	<i>Fatality rate</i>		
	<i>2014</i>	<i>2015</i>	<i>2016</i>
Minnesota	2.3	2.7	3.4
Wisconsin	3.5	3.6	3.6
Iowa	6.0	3.9	3.8
South Dakota	4.8	4.9	7.5
North Dakota	9.8	12.5	7.0

Source: Census on Fatal Occupational Injuries (CFOI), Bureau of Labor Statistics. The CFOI accounts for all fatalities resulting from a work injury. Minnesota has a lower

percentage of employees dying from work-related injuries than neighboring states, demonstrating success of the MNOSHA program.



Source: Survey on Occupational Injuries and Illnesses (SOII), Bureau of Labor and Statistics (BLS). The SOII surveys a sample of employers to gather OSHA log data and estimates the number of work-related injuries and illnesses and the rate at which they occur.

Minn. Statute 182, provides the legal authority for this program's activities. As a state plan, Minnesota OSHA enforces 29 CFR 1904, 1910, 1915, 1917, 1918, 1926, and 1928; and Minn. Rules 5205 through 5208, 5210 & 5215.

WSC: 29 CFR 1908; 29 CFR 1910.266; Minn. Stat. 79.253; Minn. Stat. 90.145; Minn. Stat. 176.130 and Minn. Rules 5203

(Dollars in Thousands)

Agency/Dedicated/Cat/Class/Acc	Act FY16	Act FY17	Biennium FY16-17	Act FY18
B42 - Labor and Industry	131,003	132,013	263,016	127,365
Dedicated	46,063	46,946	93,009	45,821
Departmental Earnings	36,499	36,602	73,100	33,853
Departmental Services	1,418	1,419	2,837	1,505
632434 - Plumbing Plan Review	1,132	1,114	2,246	1,177
632478 - WC Assessment Late Reporting			0	9
651398 - DLI Data Practices - Copies	286	305	591	319
Licenses & Fees	33,670	34,155	67,825	31,290
609195 - Combative Sports Comm Licenses	64	64	128	62
632400 - Building Permit Fee	2,581	2,487	5,068	979
632401 - Build Code Or official Penalty	4	10	14	18
632402 - Misc Mfg Building Labels	2	0	2	2
632403 - Mfg Hud Seal Reimbursement	63	70	132	66
632404 - BO Certification Fee	43	31	75	40
632405 - Mfg Home License Fee	9	15	24	8
632406 - IBC/Pre-Fab Inspection Fee	63	55	117	19
632407 - Mfg HUD Inspection Fee			0	(1)
632408 - Plan Review Fee	2,771	2,464	5,236	1,327
632409 - Mfg HUD Plan Review Fee	0	0	0	
632410 - Mfg HUD Home Seal Fee	43	57	100	54
632411 - Elevator Operating Permit	1,574	1,603	3,177	1,650
632412 - Building Permit Surcharge	4,776	4,936	9,712	5,352
632416 - Mechanical Bond Fee	122	144	266	135
632417 - Mechanical Permit Fees	428	465	893	168
632418 - IBC/Pre-Fab Plan Review Fee	31	31	62	42
632419 - Elevator Inspection Fee	1,421	1,576	2,997	1,473
632422 - Residential Contr Licenses	1,201	1,027	2,228	930
632423 - Bldg Contr Course/Coord Appl	65	71	136	55
632425 - Residential Contr Recovery	2,751	2,322	5,073	2,716
632429 - Res. Contractor Recovery Pymnt	47	33	80	4
632430 - Electrical Inspection	9,314	10,007	19,321	9,917
632431 - Electrical Penalties	87	125	212	84
632432 - Electrical Licenses	1,212	1,670	2,882	1,203
632438 - Plumbing Penalties	21	28	48	11

Agency/Dedicated/Cat/Class/Acc	Act FY16	Act FY17	Biennium FY16-17	Act FY18
632441 - Plumbing Licenses	592	468	1,061	492
632444 - Water Condi Contr Lic Renewal	31	11	42	25
632446 - Plumbing Inspection Fees	634	776	1,410	653
632447 - Sprinkler Permit Fees	67	81	148	32
632448 - Boiler License	747	733	1,480	671
632450 - Pipefitter Permits/Inspections	893	754	1,647	1,000
632454 - Logger Assessments	747	822	1,568	829
632457 - Pipefitter License Fees	155	36	191	134
632458 - Boiler Registration Fees	693	706	1,399	711
632460 - Boiler Inspections	372	426	798	357
632475 - Elevator License	24	23	47	21
632476 - Pre-Fab Permit Fees	24	11	35	3
632477 - IBMC/Pre-Fab Inspection Hr&Tr		17	17	50
Departmental Penalties	1,410	1,028	2,438	1,058
632424 - Residential Contr Fines - Pen	121	116	237	157
632453 - Workers Comp Penalties	968	778	1,745	636
632459 - Rehab Provider Penalties	0	1	1	2
632461 - Boiler Penalties	2		2	11
632463 - HPP Civil Penalties	8	1	9	2
632464 - Independ Bldg Contractor Penal	17	73	90	31
632465 - Elevator Penalty	2		2	
632466 - Inflatable Amusement Registr	1		1	
632467 - Home Warranty Panel Neutral	0		0	
632468 - Home Warr Panel Neytr Admin	0	0	0	0
632470 - Worker Comp Assessment Penalty	292	59	351	219
Federal Grants	4,924	5,007	9,931	5,659
Grants-Federal	4,924	5,007	9,931	5,659
511001 - Federal Grants	4,924	5,007	9,931	5,659
Investment Income	651	1,105	1,756	1,853
Statewide Investment Income	651	1,105	1,756	1,853
512001 - ITC Interest Earnings	651	1,105	1,756	1,853
All Other Revenue	3,989	4,232	8,221	4,457
Interest Income	1	1	2	1
512052 - Interest Chgs-Delinq Collect	0		0	
512060 - NSF Charges	1	1	2	1
Fines and Surcharges	198	196	394	170

Agency/Dedicated/Cat/Class/Acc	Act FY16	Act FY17	Biennium FY16-17	Act FY18
512413 - Other Fines			0	4
512429 - Multi Trade Enforce Penalty	8	31	39	5
513122 - Ent. Licensing Surcharge	38		38	
513127 - Electrical Permit Surcharge	81	87	168	106
513128 - Elevator Permit Surcharge	37	41	78	38
513129 - Mechanical Permit Surcharge	30	32	62	15
513130 - Plumbing Permit Surcharge	1	1	2	1
513131 - Sprinkler Permit Surcharge	3	4	7	2
Unclaimed Money	18	(7)	11	24
512903 - Unclaimed Property	18	(7)	11	24
Other Prog Recov-Cost Reimb	87	93	180	79
513304 - Seminar - Workshop Fees	87	93	180	79
Cost Recovery/Reimbursement	37	26	62	43
553075 - IBC Label Reimbursements	37	26	62	40
553090 - All Other Reimb - External			0	3
Indirect Costs	3,649	3,924	7,573	4,141
555002 - Agncy Indrct Cost Non Gen Fund	3,649	3,924	7,573	4,141
Non-Dedicated	84,940	85,066	170,007	81,544
Departmental Earnings	1,162	898	2,060	690
Departmental Services	707	455	1,162	313
632474 - WC Reinsurance Assoc Recovery	707	455	1,162	313
Licenses & Fees	447	437	884	361
632451 - Rehab - QRC Fees	61	56	117	52
632452 - Managed Care Organizations	1	1	3	1
632455 - QRC Billed Services	385	380	765	307
Departmental Penalties	7	6	13	16
632469 - Prevailing Wage Penalty	7	6	13	16
Investment Income	2	2	4	2
Statewide Investment Income	2	2	4	2
512001 - ITC Interest Earnings	2	2	4	2
All Other Revenue	83,777	84,166	167,943	80,852
Interest Income	0	0	0	0
512052 - Interest Chgs-Delinq Collect		0	0	
512060 - NSF Charges	0	0	0	0
Fines and Surcharges	2,494	2,113	4,607	2,027
512425 - Fair Labor Standards Fines	5	3	8	11

(Dollars in Thousands)

Agency/Dedicated/Cat/Class/Acc	Act FY16	Act FY17	Biennium FY16-17	Act FY18
512426 - Child Labor Fines	143	138	281	110
512427 - OSHA Penalties	2,346	1,972	4,318	1,905
Cost Recovery/Reimbursement	81,283	82,053	163,336	78,826
553077 - Wrkrs Comp Spcl Fund Assmnt	84,313	84,611	168,925	81,851
553078 - W C Unisured/Bankrupt Rec	291	661	952	495
553085 - Workers Comp Assessment Rfnds	(3,322)	(3,219)	(6,541)	(3,520)

Workers Compensation Division

(3) Program Financing by Fund

(Dollars in Thousands)

	Actual FY16	Actual FY17	Actual FY18
1000 - General			
Balance Forward In	1,362		
Direct Appropriation	4,820		
Cancellations	6,082		
Expenditures	100		
Biennial Change in Expenditures			
Biennial % Change in Expenditures			
2000 - Restrict Misc Special Revenue			
Balance Forward In	48	19	12
Receipts	22	56	27
Balance Forward Out	19	12	19
Expenditures	51	63	20
Biennial Change in Expenditures			
Biennial % Change in Expenditures			
Full-Time Equivalent	0.04	0.08	0.19
2830 - Workers Compensation			
Balance Forward In	329	5,294	10,295
Direct Appropriation	15,226	17,782	14,782
Open Appropriation	49,619	45,024	37,982
Receipts	286	305	322
Transfers Out		2,000	
Cancellations		24	
Balance Forward Out	5,294	10,295	14,008
Expenditures	60,166	56,087	49,373
Biennial Change in Expenditures			
Biennial % Change in Expenditures			
Full-Time Equivalent	109.86	113.27	112.46

Construction Codes & Services

Program Financing by Fund

(Dollars in Thousands)

	Actual FY16	Actual FY17	Actual FY18
1000 - General			
Direct Appropriation		100	
Transfers Out		99	
Cancellations		1	
2000 - Restrict Misc Special Revenue			
Balance Forward In	6,019	7,645	8,321
Receipts	2,905	2,466	2,899
Balance Forward Out	7,645	8,321	9,654
Expenditures	1,279	1,790	1,566
Biennial Change in Expenditures			
Biennial % Change in Expenditures			
Full-Time Equivalents	0.92	1.07	1.18
2020 - Construction Code			
Balance Forward In	15,508	19,684	27,867
Receipts	31,467	32,335	29,384
Balance Forward Out	19,495	22,903	25,947
Expenditures	27,480	29,117	31,304
Biennial Change in Expenditures			
Biennial % Change in Expenditures			
Full-Time Equivalents	148.20	149.25	146.99

General Support Division

Program Financing by Fund

(Dollars in Thousands)

	Actual FY16	Actual FY17	Actual FY18
1000 - General			
Balance Forward In		34	
Transfers In	200	200	200
Cancellations		17	
Balance Forward Out	34		
Expenditures	166	217	200
Biennial Change in Expenditures			
Biennial % Change in Expenditures			
Full-Time Equivalents	1.54	1.66	1.70
2000 - Restrict Misc Special Revenue			
Balance Forward In	3,014	3,067	3,828
Receipts	3,712	3,988	4,203
Internal Billing Receipts	3,649	3,924	4,141
Transfers Out	45	50	
Balance Forward Out	3,067	3,827	2,819
Expenditures	3,614	3,179	5,212
Biennial Change in Expenditures			
Biennial % Change in Expenditures			
Full-Time Equivalents	24.02	23.72	34.35
2390 - Workforce Development			
Balance Forward In			
Direct Appropriation			500
Balance Forward Out			299
Expenditures			201
Biennial Change in Expenditures			
Biennial % Change in Expenditures			
Full-Time Equivalents			1.55
2830 - Workers Compensation			
Balance Forward In		307	
Direct Appropriation	6,039	6,039	6,039
Open Appropriation	134	164	133
Transfers Out			87
Balance Forward Out	307		

General Support Division

Program Financing by Fund

(Dollars in Thousands)

	Actual FY16	Actual FY17	Actual FY18
Expenditures	5,866	6,510	6,085
Biennial Change in Expenditures			
Biennial % Change in Expenditures			
Full-Time Equivalents	28.59	29.13	19.68

3000 - Federal

Balance Forward In	6	6	6
Receipts	111	104	121
Balance Forward Out	6	2	6
Expenditures	111	109	121
Biennial Change in Expenditures			
Biennial % Change in Expenditures			
Full-Time Equivalents	1.72	1.51	1.42

Labor Standards & Apprenticesp

Program Financing by Fund

(Dollars in Thousands)

	Actual FY16	Actual FY17	Actual FY18
1000 - General			
Balance Forward In		150	
Direct Appropriation	1,184	1,202	1,776
Transfers Out		300	
Cancellations		55	
Balance Forward Out	150		457
Expenditures	1,034	997	1,319
Biennial Change in Expenditures			
Biennial % Change in Expenditures			
Full-Time Equivalents	12.02	11.90	13.55

2390 - Workforce Development

Balance Forward In	30	287	10
Direct Appropriation	1,043	1,307	1,569
Cancellations		145	
Balance Forward Out	287	10	125
Expenditures	786	1,439	1,454
Biennial Change in Expenditures			
Biennial % Change in Expenditures			
Full-Time Equivalents	6.90	9.33	9.91

3000 - Federal

Receipts		746	1,059
Balance Forward Out			0
Expenditures		746	1,059
Biennial Change in Expenditures			
Biennial % Change in Expenditures			
Full-Time Equivalents		0.41	2.15

6000 - Miscellaneous Agency

Balance Forward In	45	51	45
Receipts	18	(7)	28
Balance Forward Out	51	45	69
Expenditures	11		4
Biennial Change in Expenditures			
Biennial % Change in Expenditures			

Labor Standards & Apprenticesp

Program Financing by Fund

(Dollars in Thousands)

	Actual FY16	Actual FY17	Actual FY18
--	----------------	----------------	----------------

Workplace Safety

Program Financing by Fund

(Dollars in Thousands)

	Actual FY16	Actual FY17	Actual FY18
2830 - Workers Compensation			
Balance Forward In	5,137	6,529	6,945
Direct Appropriation	4,154	4,154	4,154
Receipts	2,728	2,795	3,300
Transfers Out			24
Cancellations		1	
Balance Forward Out	4,616	6,013	7,202
Expenditures	7,403	7,465	7,173
Biennial Change in Expenditures			
Biennial % Change in Expenditures			
Full-Time Equivalents	45.92	47.22	43.18
3000 - Federal			
Balance Forward In	687	687	705
Receipts	4,813	4,157	4,479
Balance Forward Out	687	5	31
Expenditures	4,813	4,840	5,153
Biennial Change in Expenditures			
Biennial % Change in Expenditures			
Full-Time Equivalents	39.71	40.07	40.76

Workers Compensation Division

(4) Program Expenditure Overview

(Dollars in Thousands)

	Actual FY16	Actual FY17	Actual FY18
<u>Expenditures by Fund</u>			
1000 - General	100		
2000 - Restrict Misc Special Revenue	51	63	20
2830 - Workers Compensation	60,166	56,087	49,373
Total	60,317	56,149	49,393
Biennial Change			
Biennial % Change			
<u>Expenditures by Activity</u>			
Workers Compensation-DLI	60,317	56,149	49,393
Total	60,317	56,149	49,393
<u>Expenditures by Category</u>			
Compensation	9,213	9,824	10,041
Operating Expenses	1,682	1,841	1,552
Grants, Aids and Subsidies	49,422	44,482	37,799
Other Financial Transaction	1	2	1
Total	60,317	56,149	49,393
Total Agency Expenditures	60,317	56,149	49,393
Internal Billing Expenditures	36	37	38
Expenditures Less Internal Billing	60,281	56,112	49,355
<u>Full-Time Equivalent</u>	109.90	113.35	112.65

Construction Codes & Services

Program Expenditure Overview

(Dollars in Thousands)

	Actual FY16	Actual FY17	Actual FY18
<u>Expenditures by Fund</u>			
2000 - Restrict Misc Special Revenue	1,279	1,790	1,566
2020 - Construction Code	27,480	29,117	31,304
Total	28,759	30,907	32,869
Biennial Change			
Biennial % Change			
<u>Expenditures by Activity</u>			
Construction Codes & Services	28,759	30,907	32,869
Total	28,759	30,907	32,869
<u>Expenditures by Category</u>			
Compensation	14,812	15,494	15,507
Operating Expenses	12,795	13,750	15,626
Grants, Aids and Subsidies	1,149	1,659	1,402
Other Financial Transaction	3	4	335
Total	28,759	30,907	32,869
Total Agency Expenditures	28,759	30,907	32,869
Internal Billing Expenditures	2,750	2,905	2,896
Expenditures Less Internal Billing	26,009	28,002	29,974
<u>Full-Time Equivalent</u>	149.12	150.32	148.17

General Support Division

Program Expenditure Overview

(Dollars in Thousands)

	Actual FY16	Actual FY17	Actual FY18
<u>Expenditures by Fund</u>			
1000 - General	166	217	200
2000 - Restrict Misc Special Revenue	3,614	3,179	5,212
2390 - Workforce Development			201
2830 - Workers Compensation	5,866	6,510	6,085
3000 - Federal	111	109	121
Total	9,758	10,014	11,820
Biennial Change			
Biennial % Change			
<u>Expenditures by Activity</u>			
General Support Division	9,758	10,014	11,820
Total	9,758	10,014	11,820
<u>Expenditures by Category</u>			
Compensation	5,399	5,642	6,076
Operating Expenses	4,354	4,370	5,532
Grants, Aids and Subsidies		2	4
Other Financial Transaction	5	0	208
Total	9,758	10,014	11,820
Total Agency Expenditures	9,758	10,014	11,820
Internal Billing Expenditures	17	30	61
Expenditures Less Internal Billing	9,741	9,984	11,758
<u>Full-Time Equivalents</u>	55.87	56.02	58.70

Labor Standards & Apprenticesp

Program Expenditure Overview

(Dollars in Thousands)

	Actual FY16	Actual FY17	Actual FY18
<u>Expenditures by Fund</u>			
1000 - General	1,034	997	1,319
2390 - Workforce Development	786	1,439	1,454
3000 - Federal		746	1,059
6000 - Miscellaneous Agency	11		4
Total	1,831	3,183	3,835
Biennial Change			
Biennial % Change			
<u>Expenditures by Activity</u>			
Labor Standards & Apprenticesp	1,831	3,183	3,835
Total	1,831	3,183	3,835
<u>Expenditures by Category</u>			
Compensation	1,529	1,894	2,304
Operating Expenses	198	504	994
Grants, Aids and Subsidies	103	782	536
Other Financial Transaction	0	2	
Total	1,831	3,183	3,835
Total Agency Expenditures	1,831	3,183	3,835
Internal Billing Expenditures	10	208	208
Expenditures Less Internal Billing	1,821	2,974	3,627
<u>Full-Time Equivalents</u>	18.92	21.64	25.61

Workplace Safety

Program Expenditure Overview

(Dollars in Thousands)

	Actual FY16	Actual FY17	Actual FY18
<u>Expenditures by Fund</u>			
2830 - Workers Compensation	7,403	7,465	7,173
3000 - Federal	4,813	4,840	5,153
Total	12,215	12,304	12,326
Biennial Change			
Biennial % Change			
<u>Expenditures by Activity</u>			
Workplace Safety	12,215	12,304	12,326
Total	12,215	12,304	12,326
<u>Expenditures by Category</u>			
Compensation	7,875	8,208	8,050
Operating Expenses	2,643	2,399	2,574
Grants, Aids and Subsidies	1,641	1,693	1,679
Capital Outlay-Real Property	42	0	
Other Financial Transaction	15	4	23
Total	12,215	12,304	12,326
Total Agency Expenditures	12,215	12,304	12,326
Internal Billing Expenditures	836	744	937
Expenditures Less Internal Billing	11,379	11,561	11,389
<u>Full-Time Equivalents</u>	85.63	87.29	83.94



(4) Grant Expenditures from Appropriated Funds

Appropriation Name	Appropriation ID	Division	2016	2017	2018	Overhead Expenses
Leap Grants	B423403	Labor Standards and Apprenticeship	76,571.71	96,000.00	17,805.47	0%
WESA Grants	B423404	Labor Standards and Apprenticeship		17,402.27		0%
Helmets to Hardhats	B423406	General Support			100,000.00	0%

(5) Expenditure Detail

(Dollars in Thousands)

Agency/Fund/Prog/Act/Appr/Cat	Act FY16	Act FY17	Biennium FY16-17	Act FY18
B42 - Labor and Industry	112,880	112,557	225,437	110,243
1000 - General	1,300	1,214	2,514	1,519
B4210 - Workers Compensation Division	100		100	
B421001 - Workers Compensation-DLI	100		100	
B422001 - Work Comp System Reform	100		100	
Operating Expenses	100		100	
41130 - Prof-Tech Serv-Outside Vend	100		100	
B4230 - General Support Division	166	217	383	200
B423001 - General Support Division	166	217	383	200
B421003 - Competency Standards	166	217	383	200
Compensation	157	205	362	173
41000 - Full Time - Salary	85	160	245	142
41030 - Part-Time-Seasonal-Labor Serv	72	45	117	27
41070 - Other Employee Cost			0	3
Grants, Aids and Subsidies		1	1	
44160 - Aid-Grants to NGO		1	1	
Operating Expenses	9	11	20	27
41110 - Printing and Advertising			0	2
41130 - Prof-Tech Serv-Outside Vend	8	8	16	12
41150 - Computer and System Services	0	0	0	
41160 - Trav-Sub-Instate-Border Comm	0	1	1	2
41170 - Trav/Sub-OutOfState-BorderComm		0	0	2
41180 - Employee Development		0	0	3
41196 - Centralized IT Services			0	6
41300 - Supplies	0	1	1	
41500 - Repairs To Equip & Furn		1	1	
43000 - Other Operating Costs	0	1	1	0
B4240 - Labor Standards & Apprenticesp	1,034	997	2,031	1,319
B424001 - Labor Standards & Apprenticesp	1,034	997	2,031	1,319
B423300 - Labor Standards Division	1,034	997	2,031	1,031
Compensation	914	782	1,696	915
41000 - Full Time - Salary	844	710	1,554	851
41030 - Part-Time-Seasonal-Labor Serv	71	72	142	64
41050 - Overtime and Premium Pay	0		0	0

(Dollars in Thousands)

Agency/Fund/Prog/Act/Appr/Cat	Act FY16	Act FY17	Biennium FY16-17	Act FY18
Grants, Aids and Subsidies		0	0	
44100 - Pmt to Indiv-Med-Rehab Client		0	0	
Operating Expenses	119	215	334	116
41100 - Space Rental and Utilities	52	54	106	55
41110 - Printing and Advertising	0	0	1	1
41130 - Prof-Tech Serv-Outside Vend	0		0	0
41150 - Computer and System Services	0	0	0	0
41155 - Communications	36	32	68	17
41160 - Trav-Sub-Instate-Border Comm	3	2	5	1
41170 - Trav/Sub-OutOfState-BorderComm	2	3	4	4
41180 - Employee Development	3	5	9	4
41190 - State Agcy-Prov Prof-Tech Serv	8	25	33	3
41196 - Centralized IT Services		81	81	14
41300 - Supplies	8	4	12	6
41400 - Equipment	2	2	4	2
41500 - Repairs To Equip & Furn		0	0	0
42010 - Statewide Indirect Costs	1	1	2	1
42020 - Attorney General Costs		3	3	
43000 - Other Operating Costs	3	3	6	5
Other Financial Transaction	0		0	
47160 - Equipment-Non Capital	0		0	
B423306 - Wage Theft			0	288
Compensation			0	276
41000 - Full Time - Salary			0	276
41050 - Overtime and Premium Pay			0	0
Operating Expenses			0	12
41100 - Space Rental and Utilities			0	
41110 - Printing and Advertising			0	
41155 - Communications			0	11
41160 - Trav-Sub-Instate-Border Comm			0	1
41180 - Employee Development			0	
41190 - State Agcy-Prov Prof-Tech Serv			0	
41196 - Centralized IT Services			0	
41300 - Supplies			0	
43000 - Other Operating Costs			0	0
2000 - Restrict Misc Special Revenue	4,944	5,031	9,975	6,798

(Dollars in Thousands)

Agency/Fund/Prog/Act/Appr/Cat	Act FY16	Act FY17	Biennium FY16-17	Act FY18
B4210 - Workers Compensation Division	51	63	114	20
B421001 - Workers Compensation-DLI	51	63	114	20
B422100 - Labor And Industry-Seminars	51	63	114	20
Compensation	34	50	83	
41000 - Full Time - Salary	34	25	58	
41030 - Part-Time-Seasonal-Labor Serv		25	25	
Operating Expenses	18	13	31	20
41100 - Space Rental and Utilities	2	2	4	13
41110 - Printing and Advertising			0	1
41130 - Prof-Tech Serv-Outside Vend			0	1
41155 - Communications		2	2	
41160 - Trav-Sub-Instate-Border Comm	0	1	2	
41170 - Trav/Sub-OutOfState-BorderComm	1		1	
41180 - Employee Development	0	0	0	0
41196 - Centralized IT Services			0	
41300 - Supplies	1	1	2	3
43000 - Other Operating Costs	14	7	21	3
B4220 - Construction Codes & Services	1,279	1,790	3,069	1,566
B422001 - Construction Codes & Services	1,279	1,790	3,069	1,566
B424130 - Contractor Recovery	1,209	1,755	2,964	1,503
Compensation	50	68	119	71
41000 - Full Time - Salary	50	68	119	71
Grants, Aids and Subsidies	1,149	1,658	2,807	1,398
44110 - Pmt To Indiv-Not Med-Rehab	1,149	1,658	2,807	1,398
Operating Expenses	9	28	37	34
41180 - Employee Development			0	
41195 - IT St Agcy Prof/Tech Svc			0	
41300 - Supplies		0	0	
42000 - Agency Indirect Costs	9	13	22	13
42010 - Statewide Indirect Costs			0	1
42020 - Attorney General Costs		15	15	20
B424140 - Labor And Industry-Seminars	70	35	105	63
Compensation	23	16	38	39
41000 - Full Time - Salary	23	16	38	39
Operating Expenses	47	20	66	24
41100 - Space Rental and Utilities	6	19	25	3

Agency/Fund/Prog/Act/Appr/Cat	Act FY16	Act FY17	Biennium FY16-17	Act FY18
41110 - Printing and Advertising	0		0	
41160 - Trav-Sub-Instate-Border Comm	1	1	2	
41300 - Supplies	2		2	
41500 - Repairs To Equip & Furn			0	
43000 - Other Operating Costs	37		37	21
B4230 - General Support Division	3,614	3,179	6,793	5,212
B423001 - General Support Division	3,614	3,179	6,793	5,212
B421001 - General Support-Indirect Cost	3,556	3,083	6,639	5,123
Compensation	2,422	2,529	4,951	3,578
41000 - Full Time - Salary	2,195	2,139	4,333	3,052
41030 - Part-Time-Seasonal-Labor Serv	11	33	44	189
41050 - Overtime and Premium Pay	0		0	1
41070 - Other Employee Cost	216	358	573	336
Grants, Aids and Subsidies		1	1	
44100 - Pmt to Indiv-Med-Rehab Client		1	1	
Operating Expenses	1,130	553	1,683	1,544
41100 - Space Rental and Utilities	224	250	474	139
41110 - Printing and Advertising	1	2	3	
41130 - Prof-Tech Serv-Outside Vend	21	9	29	0
41150 - Computer and System Services	2	1	3	2
41155 - Communications	129	23	152	
41160 - Trav-Sub-Instate-Border Comm	14	14	27	1
41170 - Trav/Sub-OutOfState-BorderComm	1	7	8	1
41180 - Employee Development	12	6	18	18
41190 - State Agcy-Prov Prof-Tech Serv		1	1	
41196 - Centralized IT Services	252		252	1,371
41300 - Supplies	58	57	116	4
41400 - Equipment	30	33	63	7
41500 - Repairs To Equip & Furn	13	12	25	4
42010 - Statewide Indirect Costs	17	20	37	
42020 - Attorney General Costs	7	1	9	1
42030 - State Agency Reimbursements	(21)		(21)	
42040 - Agency Direct Costs			0	
43000 - Other Operating Costs	370	117	487	(6)
Other Financial Transaction	4	0	4	1
47160 - Equipment-Non Capital	4	0	4	1

Agency/Fund/Prog/Act/Appr/Cat	Act FY16	Act FY17	Biennium FY16-17	Act FY18
B425000 - Combative Sports	58	95	153	89
Compensation	47	73	120	66
41000 - Full Time - Salary	36	63	99	55
41030 - Part-Time-Seasonal-Labor Serv	11	10	20	10
41050 - Overtime and Premium Pay	0	0	1	0
41070 - Other Employee Cost	0	0	0	0
Grants, Aids and Subsidies			0	0
44110 - Pmt To Indiv-Not Med-Rehab			0	0
Operating Expenses	11	22	33	24
41110 - Printing and Advertising			0	
41130 - Prof-Tech Serv-Outside Vend	2	1	3	2
41145 - IT/Prof/Tech O/S Vendor	1		1	
41150 - Computer and System Services	0		0	
41155 - Communications			0	1
41160 - Trav-Sub-Instate-Border Comm	4	3	7	6
41170 - Trav/Sub-OutOfState-BorderComm	2	3	5	2
41180 - Employee Development	1	0	1	1
41300 - Supplies	0	0	0	0
42000 - Agency Indirect Costs		14	14	12
43000 - Other Operating Costs	1		1	
2020 - Construction Code	27,480	29,117	56,597	31,304
B4220 - Construction Codes & Services	27,480	29,117	56,597	31,304
B422001 - Construction Codes & Services	27,480	29,117	56,597	31,304
B424000 - Construction Codes & Licensing	27,480	29,117	56,597	31,304
Compensation	14,738	15,410	30,148	15,397
41000 - Full Time - Salary	14,448	15,065	29,513	14,990
41030 - Part-Time-Seasonal-Labor Serv	228	299	527	312
41050 - Overtime and Premium Pay	50	30	80	65
41070 - Other Employee Cost	12	16	28	30
Grants, Aids and Subsidies	0	0	1	4
44100 - Pmt to Indiv-Med-Rehab Client	0	0	1	4
44110 - Pmt To Indiv-Not Med-Rehab		0	0	0
Operating Expenses	12,738	13,703	26,441	15,568
41100 - Space Rental and Utilities	443	450	893	979
41110 - Printing and Advertising	36	99	135	116
41130 - Prof-Tech Serv-Outside Vend	7,410	8,141	15,552	8,718

Agency/Fund/Prog/Act/Appr/Cat	Act FY16	Act FY17	Biennium FY16-17	Act FY18
41145 - IT/Prof/Tech O/S Vendor		8	8	
41150 - Computer and System Services	5	10	15	7
41155 - Communications	351	296	647	142
41160 - Trav-Sub-Instate-Border Comm	579	636	1,215	654
41170 - Trav/Sub-OutOfState-BorderComm	22	21	42	17
41180 - Employee Development	39	67	106	51
41190 - State Agcy-Prov Prof-Tech Serv	17	51	67	51
41196 - Centralized IT Services	321	263	585	1,061
41300 - Supplies	124	115	239	162
41400 - Equipment	25	19	45	20
41500 - Repairs To Equip & Furn	7	4	11	15
42000 - Agency Indirect Costs	2,740	2,892	5,633	2,882
42010 - Statewide Indirect Costs	321	412	734	231
42020 - Attorney General Costs	203	116	319	104
42030 - State Agency Reimbursements			0	
43000 - Other Operating Costs	95	101	196	359
Other Financial Transaction	3	4	7	335
47160 - Equipment-Non Capital	3	4	7	335
2390 - Workforce Development	786	1,439	2,225	1,655
B4230 - General Support Division			0	201
B423001 - General Support Division			0	201
B421005 - Youth Skills			0	106
Compensation			0	88
41000 - Full Time - Salary			0	88
Operating Expenses			0	18
41100 - Space Rental and Utilities			0	
41110 - Printing and Advertising			0	0
41160 - Trav-Sub-Instate-Border Comm			0	1
41196 - Centralized IT Services			0	
41300 - Supplies			0	0
42000 - Agency Indirect Costs			0	16
42010 - Statewide Indirect Costs			0	0
43000 - Other Operating Costs			0	
Other Financial Transaction			0	0
47160 - Equipment-Non Capital			0	0
B421006 - PIPELINE			0	96

Agency/Fund/Prog/Act/Appr/Cat	Act FY16	Act FY17	Biennium FY16-17	Act FY18
Compensation			0	79
41000 - Full Time - Salary			0	79
Grants, Aids and Subsidies			0	
44160 - Aid-Grants to NGO			0	
Operating Expenses			0	17
41100 - Space Rental and Utilities			0	
41110 - Printing and Advertising			0	
41130 - Prof-Tech Serv-Outside Vend			0	
41155 - Communications			0	
41160 - Trav-Sub-Instate-Border Comm			0	1
41170 - Trav/Sub-OutOfState-BorderComm			0	
41180 - Employee Development			0	
41196 - Centralized IT Services			0	0
41300 - Supplies			0	0
42000 - Agency Indirect Costs			0	15
42010 - Statewide Indirect Costs			0	0
43000 - Other Operating Costs			0	1
B421007 - Youth Skills Grants			0	
Compensation			0	
41000 - Full Time - Salary			0	
Grants, Aids and Subsidies			0	
44160 - Aid-Grants to NGO			0	
Operating Expenses			0	
42000 - Agency Indirect Costs			0	
43000 - Other Operating Costs			0	
B4240 - Labor Standards & Apprenticesp	786	1,439	2,225	1,454
B424001 - Labor Standards & Apprenticesp	786	1,439	2,225	1,454
B423301 - Prevailing Wage Enforcement	130	170	300	137
Compensation	120	144	263	114
41000 - Full Time - Salary	119	143	262	101
41030 - Part-Time-Seasonal-Labor Serv			0	13
41050 - Overtime and Premium Pay		0	0	
41070 - Other Employee Cost	1	1	2	
Operating Expenses	10	27	37	23
41110 - Printing and Advertising	(1)	(1)	(1)	0
41155 - Communications			0	0

Agency/Fund/Prog/Act/Appr/Cat	Act FY16	Act FY17	Biennium FY16-17	Act FY18
41160 - Trav-Sub-Instate-Border Comm	0	0	0	0
41180 - Employee Development	0		0	1
41300 - Supplies	0	0	0	0
42000 - Agency Indirect Costs	10	27	36	21
42010 - Statewide Indirect Costs	1	1	1	0
43000 - Other Operating Costs			0	
B423400 - Apprenticeship	556	1,149	1,705	1,007
Compensation	495	905	1,400	791
41000 - Full Time - Salary	492	865	1,357	743
41030 - Part-Time-Seasonal-Labor Serv	0	39	39	46
41070 - Other Employee Cost	3	1	4	1
Grants, Aids and Subsidies	0		0	
44100 - Pmt to Indiv-Med-Rehab Client	0		0	
Operating Expenses	61	241	302	216
41100 - Space Rental and Utilities	21	22	43	22
41110 - Printing and Advertising	1	0	1	3
41155 - Communications	10	12	22	6
41160 - Trav-Sub-Instate-Border Comm	9	4	13	8
41170 - Trav/Sub-OutOfState-BorderComm	3	6	9	3
41180 - Employee Development	1	1	1	1
41196 - Centralized IT Services			0	3
41300 - Supplies	4	10	13	6
41400 - Equipment	2	2	4	2
41500 - Repairs To Equip & Furn	1	1	2	1
42000 - Agency Indirect Costs		170	170	148
42010 - Statewide Indirect Costs	3	3	7	2
43000 - Other Operating Costs	6	10	17	10
Other Financial Transaction	0	2	3	
47160 - Equipment-Non Capital	0	2	3	
B423403 - Leap Grants	100	100	200	100
Grants, Aids and Subsidies	100	100	200	100
44160 - Aid-Grants to NGO	100	100	200	100
B423404 - LEAP Women Econ Security Act		20	20	10
Grants, Aids and Subsidies		20	20	10
44160 - Aid-Grants to NGO		20	20	10
B423406 - Helmets to Hardhats			0	200

Agency/Fund/Prog/Act/Appr/Cat	Act FY16	Act FY17	Biennium FY16-17	Act FY18
Grants, Aids and Subsidies			0	200
44160 - Aid-Grants to NGO			0	200
2830 - Workers Compensation	73,435	70,061	143,496	62,632
B4210 - Workers Compensation Division	60,166	56,087	116,252	49,373
B421001 - Workers Compensation-DLI	60,166	56,087	116,252	49,373
B422000 - Workers Comp Division	10,222	10,762	20,984	10,878
Compensation	8,948	9,568	18,516	9,654
41000 - Full Time - Salary	8,845	9,420	18,265	9,426
41030 - Part-Time-Seasonal-Labor Serv	93	130	223	177
41050 - Overtime and Premium Pay	0	3	4	34
41070 - Other Employee Cost	11	15	25	17
Grants, Aids and Subsidies	17	16	33	16
44100 - Pmt to Indiv-Med-Rehab Client	16	14	30	0
44110 - Pmt To Indiv-Not Med-Rehab	1	2	3	16
Operating Expenses	1,256	1,177	2,433	1,208
41100 - Space Rental and Utilities	499	513	1,012	546
41110 - Printing and Advertising	15	1	16	3
41130 - Prof-Tech Serv-Outside Vend	71	106	177	144
41145 - IT/Prof/Tech O/S Vendor	5	10	15	
41150 - Computer and System Services	5	6	11	10
41155 - Communications	218	229	447	89
41160 - Trav-Sub-Instate-Border Comm	61	68	129	64
41170 - Trav/Sub-OutOfState-BorderComm	14	15	29	12
41180 - Employee Development	29	37	66	22
41190 - State Agcy-Prov Prof-Tech Serv	1	4	5	6
41196 - Centralized IT Services	132	13	145	128
41300 - Supplies	68	67	135	59
41400 - Equipment	38	27	65	26
41500 - Repairs To Equip & Furn	1	2	3	2
42020 - Attorney General Costs	39	6	45	17
43000 - Other Operating Costs	61	73	134	79
Other Financial Transaction	1	1	1	1
47160 - Equipment-Non Capital	1	1	1	1
B422003 - Workers Comp System Upgrade	36	9	45	219
Compensation	36	7	44	182
41000 - Full Time - Salary	36	7	44	182

Agency/Fund/Prog/Act/Appr/Cat	Act FY16	Act FY17	Biennium FY16-17	Act FY18
Operating Expenses		1	1	37
41100 - Space Rental and Utilities			0	1
41130 - Prof-Tech Serv-Outside Vend			0	6
41160 - Trav-Sub-Instate-Border Comm		0	0	0
41170 - Trav/Sub-OutOfState-BorderComm		1	1	
41180 - Employee Development			0	0
41196 - Centralized IT Services			0	25
41300 - Supplies			0	3
41500 - Repairs To Equip & Furn			0	0
43000 - Other Operating Costs			0	0
B422120 - Copy File Review	288	292	580	295
Compensation	195	199	393	205
41000 - Full Time - Salary	195	199	393	205
Grants, Aids and Subsidies	1	0	2	
44100 - Pmt to Indiv-Med-Rehab Client	1	0	2	
Operating Expenses	92	92	184	90
41100 - Space Rental and Utilities			0	1
41155 - Communications	19	12	31	14
41196 - Centralized IT Services			0	
41300 - Supplies	30	35	65	31
41400 - Equipment	4	4	8	4
41500 - Repairs To Equip & Furn	2	1	3	1
42000 - Agency Indirect Costs	36	37	73	38
42010 - Statewide Indirect Costs			0	
43000 - Other Operating Costs	1	1	3	0
Other Financial Transaction		1	1	
47160 - Equipment-Non Capital		1	1	
B422700 - Workers Comp Benefits	49,619	45,024	94,643	37,982
Grants, Aids and Subsidies	49,404	44,466	93,870	37,783
44100 - Pmt to Indiv-Med-Rehab Client	49,404	44,466	93,870	37,783
Operating Expenses	215	558	774	199
41100 - Space Rental and Utilities	(4)		(4)	
41130 - Prof-Tech Serv-Outside Vend	45	19	63	192
41155 - Communications	1	1	1	1
41160 - Trav-Sub-Instate-Border Comm	0	1	1	0
41200 - Claims	170	530	700	6

(Dollars in Thousands)

Agency/Fund/Prog/Act/Appr/Cat	Act FY16	Act FY17	Biennium FY16-17	Act FY18
43000 - Other Operating Costs	4	8	12	(1)
B4230 - General Support Division	5,866	6,510	12,376	6,085
B423001 - General Support Division	5,866	6,510	12,376	6,085
B421000 - General Support	5,732	6,346	12,078	5,952
Compensation	2,681	2,748	5,429	1,998
41000 - Full Time - Salary	2,648	2,541	5,190	1,888
41030 - Part-Time-Seasonal-Labor Serv	29	205	235	109
41050 - Overtime and Premium Pay	2	1	3	0
41070 - Other Employee Cost	1		1	0
Grants, Aids and Subsidies			0	4
44100 - Pmt to Indiv-Med-Rehab Client			0	4
Operating Expenses	3,050	3,598	6,648	3,744
41100 - Space Rental and Utilities	279	270	549	914
41110 - Printing and Advertising	(8)	0	(8)	2
41130 - Prof-Tech Serv-Outside Vend		0	0	21
41145 - IT/Prof/Tech O/S Vendor		0	0	
41150 - Computer and System Services	68	133	200	1
41155 - Communications	60	273	333	14
41160 - Trav-Sub-Instate-Border Comm	2	2	4	12
41170 - Trav/Sub-OutOfState-BorderComm	2	1	3	5
41180 - Employee Development	9	16	25	25
41190 - State Agcy-Prov Prof-Tech Serv		4	4	9
41196 - Centralized IT Services	2,565	2,566	5,131	2,152
41300 - Supplies	31	33	63	90
41400 - Equipment	20	13	34	36
41500 - Repairs To Equip & Furn	0	0	1	20
42010 - Statewide Indirect Costs			0	28
42020 - Attorney General Costs			0	51
42040 - Agency Direct Costs			0	21
43000 - Other Operating Costs	21	287	308	342
Other Financial Transaction	1		1	206
47160 - Equipment-Non Capital	1		1	206
B421002 - Workers Comp Fund-Idc	134	164	298	133
Operating Expenses	134	164	298	133
42010 - Statewide Indirect Costs	134	163	298	133
43000 - Other Operating Costs		0	0	

Agency/Fund/Prog/Act/Appr/Cat	Act FY16	Act FY17	Biennium FY16-17	Act FY18
B4260 - Workplace Safety	7,403	7,465	14,867	7,173
B426001 - Workplace Safety	7,403	7,465	14,867	7,173
B423000 - Workplace Safety	4,131	4,176	8,307	3,956
Capital Outlay-Real Property	21		21	
47060 - Equipment-Capital	21		21	
Compensation	3,090	3,361	6,450	3,135
41000 - Full Time - Salary	3,087	3,326	6,413	3,047
41030 - Part-Time-Seasonal-Labor Serv	1	20	21	85
41050 - Overtime and Premium Pay		0	0	
41070 - Other Employee Cost	2	14	16	3
Grants, Aids and Subsidies	0		0	
44100 - Pmt to Indiv-Med-Rehab Client	0		0	
Operating Expenses	1,013	815	1,829	812
41100 - Space Rental and Utilities	260	326	586	333
41110 - Printing and Advertising	0		0	
41130 - Prof-Tech Serv-Outside Vend	30	0	31	20
41145 - IT/Prof/Tech O/S Vendor	7		7	
41150 - Computer and System Services	8	1	8	
41155 - Communications	80	81	161	1
41160 - Trav-Sub-Instate-Border Comm	202	35	237	24
41170 - Trav/Sub-OutOfState-BorderComm	29	18	47	20
41180 - Employee Development	4	0	4	1
41190 - State Agcy-Prov Prof-Tech Serv	46	12	57	66
41196 - Centralized IT Services	14	3	17	
41300 - Supplies	23	2	24	2
41400 - Equipment	6		6	11
41500 - Repairs To Equip & Furn	3	1	3	
42000 - Agency Indirect Costs	0		0	
42020 - Attorney General Costs	273	320	593	330
42030 - State Agency Reimbursements	(5)	(5)	(10)	(1)
43000 - Other Operating Costs	33	22	55	3
Other Financial Transaction	7		7	9
47160 - Equipment-Non Capital	7		7	9
B423800 - Assigned Risk Safety	2,519	2,493	5,012	2,430
Compensation	1,181	1,254	2,435	1,115
41000 - Full Time - Salary	1,181	1,254	2,434	1,112

Agency/Fund/Prog/Act/Appr/Cat	Act FY16	Act FY17	Biennium FY16-17	Act FY18
41030 - Part-Time-Seasonal-Labor Serv			0	2
41070 - Other Employee Cost	1	0	1	
Grants, Aids and Subsidies	1,005	996	2,001	983
44130 - Aid-Grants to Counties	15	21	36	20
44135 - Aid-Grants to Cities-Towns	125	165	291	117
44140 - Aid-Grants to School Districts	24	6	30	39
44145 - Aid-Grants to Higher Ed Inst			0	7
44155 - Aid-Grants to State Agencies			0	5
44160 - Aid-Grants to NGO	841	804	1,644	796
Operating Expenses	333	243	576	332
41100 - Space Rental and Utilities	105	55	160	66
41130 - Prof-Tech Serv-Outside Vend	1		1	
41145 - IT/Prof/Tech O/S Vendor	0		0	
41155 - Communications	25	28	53	0
41160 - Trav-Sub-Instate-Border Comm	31	26	56	7
41170 - Trav/Sub-OutOfState-BorderComm	5	10	15	4
41180 - Employee Development	0	1	1	0
41196 - Centralized IT Services		6	6	22
41300 - Supplies	2	1	3	1
41400 - Equipment	3		3	
41500 - Repairs To Equip & Furn	0		0	1
42000 - Agency Indirect Costs	152	112	265	209
42010 - Statewide Indirect Costs			0	17
43000 - Other Operating Costs	7	5	13	5
B423801 - Loggers Exp & Reimb	753	795	1,548	787
Compensation	22	13	35	3
41000 - Full Time - Salary	22	13	35	3
41070 - Other Employee Cost	0		0	
Grants, Aids and Subsidies	635	696	1,331	696
44160 - Aid-Grants to NGO	635	696	1,331	696
Operating Expenses	96	86	182	88
41130 - Prof-Tech Serv-Outside Vend	23	58	80	88
41150 - Computer and System Services	0		0	
41155 - Communications	0	0	0	
41160 - Trav-Sub-Instate-Border Comm	6	3	9	
41190 - State Agcy-Prov Prof-Tech Serv	63	23	86	

Agency/Fund/Prog/Act/Appr/Cat	Act FY16	Act FY17	Biennium FY16-17	Act FY18
41300 - Supplies			0	0
42000 - Agency Indirect Costs	4	2	6	0
42010 - Statewide Indirect Costs			0	0
43000 - Other Operating Costs			0	
3000 - Federal	4,924	5,695	10,619	6,332
B4230 - General Support Division	111	109	220	121
B423001 - General Support Division	111	109	220	121
B421520 - Bureau Of Labor Statistics	111	109	220	121
Compensation	91	86	178	95
41000 - Full Time - Salary	91	86	178	95
Operating Expenses	20	23	42	26
41100 - Space Rental and Utilities			0	3
41130 - Prof-Tech Serv-Outside Vend	0		0	
41150 - Computer and System Services	0	1	1	
41155 - Communications		0	0	1
41170 - Trav/Sub-OutOfState-BorderComm	1	3	4	2
41180 - Employee Development	0	2	2	1
41300 - Supplies	1	0	1	0
42000 - Agency Indirect Costs	17	16	32	18
42010 - Statewide Indirect Costs	1	1	2	1
43000 - Other Operating Costs	0		0	1
Other Financial Transaction	0		0	
47160 - Equipment-Non Capital	0		0	
B4240 - Labor Standards & Apprenticesp		746	746	1,059
B424001 - Labor Standards & Apprenticesp		746	746	1,059
B423410 - Apprent MN Innovation Acceler		4	4	196
Operating Expenses		4	4	196
41100 - Space Rental and Utilities			0	5
41110 - Printing and Advertising			0	4
41130 - Prof-Tech Serv-Outside Vend			0	75
41155 - Communications			0	3
41160 - Trav-Sub-Instate-Border Comm			0	2
41170 - Trav/Sub-OutOfState-BorderComm		1	1	5
41180 - Employee Development			0	1
41190 - State Agcy-Prov Prof-Tech Serv			0	25
41196 - Centralized IT Services			0	32

Agency/Fund/Prog/Act/Appr/Cat	Act FY16	Act FY17	Biennium FY16-17	Act FY18
41300 - Supplies		2	2	5
43000 - Other Operating Costs		0	0	39
B423420 - Apprent USA Expansion Initiat		742	742	863
Compensation		63	63	209
41000 - Full Time - Salary		63	63	209
Grants, Aids and Subsidies		662	662	223
44160 - Aid-Grants to NGO		662	662	223
Operating Expenses		17	17	431
41100 - Space Rental and Utilities			0	2
41110 - Printing and Advertising			0	0
41130 - Prof-Tech Serv-Outside Vend		3	3	372
41150 - Computer and System Services			0	
41160 - Trav-Sub-Instate-Border Comm		0	0	2
41170 - Trav/Sub-OutOfState-BorderComm		1	1	2
41180 - Employee Development			0	1
41190 - State Agcy-Prov Prof-Tech Serv			0	1
41196 - Centralized IT Services			0	4
41300 - Supplies		0	0	1
41500 - Repairs To Equip & Furn		0	0	0
42000 - Agency Indirect Costs		12	12	39
42010 - Statewide Indirect Costs		1	1	3
43000 - Other Operating Costs			0	5
B4260 - Workplace Safety	4,813	4,840	9,652	5,153
B426001 - Workplace Safety	4,813	4,840	9,652	5,153
B423700 - OSHA Compliance	3,799	3,799	7,598	4,014
Capital Outlay-Real Property	21	0	21	
47060 - Equipment-Capital	21	0	21	
Compensation	2,742	2,735	5,477	2,949
41000 - Full Time - Salary	2,739	2,732	5,471	2,949
41030 - Part-Time-Seasonal-Labor Serv	1	1	2	
41070 - Other Employee Cost	3	2	5	0
Grants, Aids and Subsidies	1	0	1	
44100 - Pmt to Indiv-Med-Rehab Client	1	0	1	
Operating Expenses	1,027	1,062	2,090	1,054
41100 - Space Rental and Utilities	62	1	63	3
41110 - Printing and Advertising	0	0	0	2

Agency/Fund/Prog/Act/Appr/Cat	Act FY16	Act FY17	Biennium FY16-17	Act FY18
41130 - Prof-Tech Serv-Outside Vend	35	49	84	40
41145 - IT/Prof/Tech O/S Vendor	43	1	45	51
41150 - Computer and System Services	7	14	21	16
41155 - Communications	17	17	34	29
41160 - Trav-Sub-Instate-Border Comm	(6)	128	122	84
41170 - Trav/Sub-OutOfState-BorderComm	37	38	75	36
41180 - Employee Development	12	9	21	21
41190 - State Agcy-Prov Prof-Tech Serv		66	66	21
41195 - IT St Agcy Prof/Tech Svc		60	60	(1)
41196 - Centralized IT Services			0	
41300 - Supplies	45	53	98	57
41400 - Equipment	10	16	26	4
41500 - Repairs To Equip & Furn	1	4	6	2
42000 - Agency Indirect Costs	540	545	1,085	570
42010 - Statewide Indirect Costs	36	32	68	39
42020 - Attorney General Costs	168	(10)	158	48
43000 - Other Operating Costs	20	38	58	31
Other Financial Transaction	8	2	9	11
47160 - Equipment-Non Capital	8	2	9	11
B423802 - OSHA Consultation	1,014	1,040	2,054	1,139
Compensation	841	846	1,686	847
41000 - Full Time - Salary	840	845	1,686	844
41030 - Part-Time-Seasonal-Labor Serv			0	3
41070 - Other Employee Cost	1	0	1	
Grants, Aids and Subsidies	0		0	
44100 - Pmt to Indiv-Med-Rehab Client	0		0	
Operating Expenses	173	192	365	288
41100 - Space Rental and Utilities	1	4	5	15
41110 - Printing and Advertising	1		1	
41130 - Prof-Tech Serv-Outside Vend	1		1	
41145 - IT/Prof/Tech O/S Vendor	2	0	2	8
41150 - Computer and System Services			0	1
41155 - Communications	1	2	2	4
41160 - Trav-Sub-Instate-Border Comm	(9)	51	42	38
41170 - Trav/Sub-OutOfState-BorderComm	4	1	5	11
41180 - Employee Development	2	3	5	7

Agency/Fund/Prog/Act/Appr/Cat	Act FY16	Act FY17	Biennium FY16-17	Act FY18
41195 - IT St Agcy Prof/Tech Svc		1	1	
41300 - Supplies	15	28	43	27
41400 - Equipment	3	8	11	6
41500 - Repairs To Equip & Furn		0	0	
42000 - Agency Indirect Costs	140	84	224	159
42010 - Statewide Indirect Costs	9	12	21	11
43000 - Other Operating Costs	2	0	3	3
Other Financial Transaction	0	2	2	3
47160 - Equipment-Non Capital	0	2	2	3
6000 - Miscellaneous Agency	11		11	4
B4240 - Labor Standards & Apprenticesp	11		11	4
B424001 - Labor Standards & Apprenticesp	11		11	4
B423302 - Labor Stds-Wage Collection	11		11	4
Grants, Aids and Subsidies	3		3	4
44110 - Pmt To Indiv-Not Med-Rehab	3		3	4
Operating Expenses	8		8	
43000 - Other Operating Costs	8		8	

(5) Legal Citation Report

BFY	FUND NAME	APPROP	PROGR	LEGAL CITE 1	LEGAL CITE 2	LEGAL CITE 3	
2016	Construction Code Federal	B424000 - Construction Codes & Licensing	B4220 - Construction Codes & Services	MS 326B.04			
		B421520 - Bureau Of Labor Statistics	B4230 - General Support Division	MS 4.07 3			
	General	B423700 - OSHA Compliance	B4260 - Workplace Safety	MS 182.67 2			
		B423802 - OSHA Consultation	B4260 - Workplace Safety	MS 182.67 2			
		B421001 - General Support-Indirect Cost	B4230 - General Support Division	MS 16A.127			
		B421003 - Competency Standards	B4230 - General Support Division	15 069 01 003 024	MS 136A		
		B422001 - Work Comp System Reform	B4210 - Workers Compensation Division	14 312 02 14C 000	MS 176		
		B422002 - Work Comp System Reform 2016	B4210 - Workers Compensation Division	14 312 02 14D 000	MS 176		
		B423300 - Labor Standards Division	B4240 - Labor Standards & Apprenticesp	151 001 01 005 03A	MS 177, 178, 181		
		B423302 - Labor Stds-Wage Collection	B4240 - Labor Standards & Apprenticesp	MS 177.27 7			
		Miscellaneous Agency Restrict Misc Special Revenue	B421001 - General Support-Indirect Cost	B4230 - General Support Division	MS 16A.127		
			B422100 - Labor And Industry-Seminars	B4210 - Workers Compensation Division	MS 16A.721 2	MS 177, 178, 181	
	Workers Compensation	B424130 - Contractor Recovery	B4220 - Construction Codes & Services	MS 326B.89			
		B424140 - Labor And Industry-Seminars	B4220 - Construction Codes & Services	MS 16A.721 2			
		B425000 - Combative Sports	B4230 - General Support Division	MS 341.37			
		B421000 - General Support	B4230 - General Support Division	151 001 01 005 005	MS 177		
		B421002 - Workers Comp Fund-Idc	B4230 - General Support Division	MS 16A.127 3B	MS 176		
		B422000 - Workers Comp Division	B4210 - Workers Compensation Division	151 001 01 005 002	MS 176		
		B422003 - Workers Comp System Upgrade	B4210 - Workers Compensation Division	151 001 01 005 002	MS 176		
		B422120 - Copy File Review	B4210 - Workers Compensation Division	MS 13.03 10	MS 176		
		B422700 - Workers Comp Benefits	B4210 - Workers Compensation Division	MS 176.129 6	MS 176		
		B423000 - Workplace Safety	B4260 - Workplace Safety	151 001 01 005 004	MS 182		
		B423800 - Assigned Risk Safety	B4260 - Workplace Safety	MS 79.253 1			
		B423801 - Loggers Exp & Reimb	B4260 - Workplace Safety	MS 176.130 4			
		Workforce Development	B423301 - Prevailing Wage Enforcement	B4240 - Labor Standards & Apprenticesp	151 001 01 005 03C	MS 177	
			B423400 - Apprenticeship	B4240 - Labor Standards & Apprenticesp	151 001 01 005 03B	MS 178	
			B423403 - Leap Grants	B4240 - Labor Standards & Apprenticesp	151 001 01 005 03B	MS 178.11	
	B423404 - LEAP Women Econ Security Act	B4240 - Labor Standards & Apprenticesp	14 239 02 009 000	MS 178			
	2017	Construction Code Federal	B424000 - Construction Codes & Licensing	B4220 - Construction Codes & Services	MS 326B.04		
			B421520 - Bureau Of Labor Statistics	B4230 - General Support Division	MS 4.07 3		
		General	B423410 - Apprent MN Innovation Acceler	B4240 - Labor Standards & Apprenticesp	MS 4.07 3		
			B423420 - Apprent USA Expansion Initiat	B4240 - Labor Standards & Apprenticesp	MS 4.07 3		
			B423700 - OSHA Compliance	B4260 - Workplace Safety	MS 182.67 2		
			B423802 - OSHA Consultation	B4260 - Workplace Safety	MS 182.67 2		
			B421001 - General Support-Indirect Cost	B4230 - General Support Division	MS 16A.127		
			B421003 - Competency Standards	B4230 - General Support Division	15 069 01 003 024	MS 136A	
			B422001 - Work Comp System Reform	B4210 - Workers Compensation Division	14 312 02 14C 000	MS 176	
B422002 - Work Comp System Reform 2016			B4210 - Workers Compensation Division	14 312 02 14D 000	MS 176		

	B423300 - Labor Standards Division	B4240 - Labor Standards & Apprenticesp	151 001 01 005 03A	MS 177, 178, 181
	B424110 - ADA Outreach & Education	B4220 - Construction Codes & Services	16 189 07 003 00B	MS 326B
Miscellaneous Agency	B423302 - Labor Stds-Wage Collection	B4240 - Labor Standards & Apprenticesp	MS 177.27 7	
Restrict Misc Special Revenue	B421001 - General Support-Indirect Cost	B4230 - General Support Division	MS 16A.127	
	B421004 - PIPELINE Youth Career Connecti	B4230 - General Support Division	MS 175.17 E	
	B422100 - Labor And Industry-Seminars	B4210 - Workers Compensation Division	MS 16A.721 2	
	B424130 - Contractor Recovery	B4220 - Construction Codes & Services	MS 326B.89	
	B424140 - Labor And Industry-Seminars	B4220 - Construction Codes & Services	MS 16A.721 2	
	B425000 - Combative Sports	B4230 - General Support Division	MS 341.37	
Workers Compensation	B421000 - General Support	B4230 - General Support Division	151 001 01 005 005	MS 177
	B421002 - Workers Comp Fund-Idc	B4230 - General Support Division	MS 16A.127 3B	MS 176
	B422000 - Workers Comp Division	B4210 - Workers Compensation Division	151 001 01 005 002	MS 176
	B422003 - Workers Comp System Upgrade	B4210 - Workers Compensation Division	151 001 01 005 002	17 094 02 017 002 MS 176
	B422120 - Copy File Review	B4210 - Workers Compensation Division	MS 13.03 10	MS 176
	B422700 - Workers Comp Benefits	B4210 - Workers Compensation Division	MS 176.129 6	MS 176
	B423000 - Workplace Safety	B4260 - Workplace Safety	151 001 01 005 004	MS 182
	B423800 - Assigned Risk Safety	B4260 - Workplace Safety	MS 79.253 1	
	B423801 - Loggers Exp & Reimb	B4260 - Workplace Safety	MS 176.130 4	
Workforce Development	B423301 - Prevailing Wage Enforcement	B4240 - Labor Standards & Apprenticesp	151 001 01 005 03C	MS 177
	B423400 - Apprenticeship	B4240 - Labor Standards & Apprenticesp	151 001 01 005 03B	16 189 07 003 00A MS 178
	B423403 - Leap Grants	B4240 - Labor Standards & Apprenticesp	151 001 01 005 03B	MS 178.11
	B423404 - LEAP Women Econ Security Act	B4240 - Labor Standards & Apprenticesp	14 239 02 009 000	MS 178
2018	Construction Code	B424000 - Construction Codes & Licensing	B4220 - Construction Codes & Services	MS 326B.04
	Federal	B421520 - Bureau Of Labor Statistics	B4230 - General Support Division	MS 4.07 3
		B423410 - Apprent MN Innovation Acceler	B4240 - Labor Standards & Apprenticesp	MS 4.07 3
		B423420 - Apprent USA Expansion Initiat	B4240 - Labor Standards & Apprenticesp	MS 4.07 3
		B423700 - OSHA Compliance	B4260 - Workplace Safety	MS 182.67 2
		B423802 - OSHA Consultation	B4260 - Workplace Safety	MS 182.67 2
General	B421003 - Competency Standards	B4240 - Labor Standards & Apprenticesp	17 089 01 002 022	MS 136A
	B423300 - Labor Standards Division	B4240 - Labor Standards & Apprenticesp	17 094 01 004 003	MS 177, 181
	B423306 - Wage Theft	B4240 - Labor Standards & Apprenticesp	17 094 01 004 03A	MS 177, 181
Miscellaneous Agency	B423302 - Labor Stds-Wage Collection	B4240 - Labor Standards & Apprenticesp	MS 177.27 7	
Restrict Misc Special Revenue	B421001 - General Support-Indirect Cost	B4230 - General Support Division	MS 16A.127	
	B421004 - PIPELINE Youth Career Connecti	B4230 - General Support Division	MS 175.17 E	
	B422100 - Labor And Industry-Seminars	B4210 - Workers Compensation Division	MS 16A.721 2	
	B424130 - Contractor Recovery	B4220 - Construction Codes & Services	MS 326B.89	
	B424140 - Labor And Industry-Seminars	B4220 - Construction Codes & Services	MS 16A.721 2	
	B425000 - Combative Sports	B4230 - General Support Division	MS 341.37	
Workers Compensation	B421000 - General Support	B4230 - General Support Division	17 094 01 004 005	MS 177
	B421002 - Workers Comp Fund-Idc	B4230 - General Support Division	MS 16A.127 3B	MS 176
	B422000 - Workers Comp Division	B4210 - Workers Compensation Division	17 094 01 004 002	MS 176
	B422003 - Workers Comp System Upgrade	B4210 - Workers Compensation Division	17 094 01 004 02B	17 094 02 017 002 MS 176
	B422120 - Copy File Review	B4210 - Workers Compensation Division	MS 13.03 10	MS 176

Workforce Development

B422700 - Workers Comp Benefits	B4210 - Workers Compensation Division	MS 176.129 6	MS 176
B423000 - Workplace Safety	B4260 - Workplace Safety	17 094 01 004 004	MS 182
B423800 - Assigned Risk Safety	B4260 - Workplace Safety	MS 79.253 1	
B423801 - Loggers Exp & Reimb	B4260 - Workplace Safety	MS 176.130 4	
B421005 - Youth Skills	B4230 - General Support Division	17 094 01 004 05B	MS 175.46
B421006 - PIPELINE	B4240 - Labor Standards & Apprenticesp	17 094 01 004 03C	MS 175.45
B423301 - Prevailing Wage Enforcement	B4240 - Labor Standards & Apprenticesp	17 094 01 004 03F	MS 177
B423400 - Apprenticeship	B4240 - Labor Standards & Apprenticesp	17 094 01 004 003	MS 178
B423403 - Leap Grants	B4240 - Labor Standards & Apprenticesp	17 094 01 004 03B	MS 178.11
B423404 - LEAP Women Econ Security Act	B4240 - Labor Standards & Apprenticesp	14 239 02 009 000	MS 178
B423406 - Helmets to Hardhats	B4240 - Labor Standards & Apprenticesp	17 094 01 004 03D	