



2016 Health Care Quality Report

Compare Clinic, Medical Group and Hospital Performance



Measuring
and Tracking
Health Care
Quality
in MN

December 2016

For more than a dozen years, MN Community Measurement (MNCM) has been producing the *Health Care Quality Report*. The primary purpose of this report is to provide valid, reliable and comparable information for providers to use in their efforts to improve patient care and outcomes.

Two themes underlie our work this year: measure alignment and health equity.

- We have pursued alignment of local measurement initiatives with national requirements.
- We continued to report gaps in health equity.

Our alignment and health equity efforts are bringing value to the community.

Measure alignment, especially in the era of The Medicare Access and CHIP Reauthorization Act of 2015 (MACRA) ensures that quality measurement reporting is not about the quantity of measures but about quality of care and the usefulness of the measure to improve patient care and outcomes. Our focus on the value of a measure allows providers to hone their work to essential, cost effective, result-oriented actions based on outcomes. We are focused on measures with the greatest potential for impact, thus enhancing the benefits and reducing the burdens of reporting for medical groups. This year, MNCM made changes to several measures and processes to ensure alignment so that measures can be used for multiple purposes making them more relevant to patients, payers and health plans.

Health equity is a priority for MNCM. In addition to publishing the third annual edition of the *Health Equity of Care Report*, MNCM convened a newly formed Health Equity Advisory Council (HEAC) comprised of diverse community-based organizations and health care representatives. Although they began their work late in the year, they have already made an impact and their input can be seen in the 2016 *Health Equity of Care Report*. Their contributions and energy are reinvigorating our work to accelerate the improvement of health for **all** within our community.

Publication of this 2016 *Health Care Quality Report* is the tangible result of a successful collective effort by our health community. This report contains data from 885 clinics, 250 medical groups and 135 hospitals, measuring clinical quality, cost and patient experience.

This report includes 15 risk adjusted measures. Risk adjustment is an actual-to-expected technique used to level the playing field for clinics and medical groups by adjusting for the differences in risk among specific patient groups. The process should isolate the clinic or medical group's true impact on patients' health and allow them to be compared more easily.


The *Health Care Quality Report* shines a light on our health care system. This report, along with the other two companion reports from MNCM, the *Health Equity of Care Report* and the *Cost & Utilization Report* are providing a well-rounded view of health care in Minnesota, including the areas where we are excelling and the areas where improvements are needed.

The challenges and opportunities for MNCM and our community are in maintaining a keen focus on those measures that are truly impactful.

The pursuits of alignment and health equity are perpetual and require tenacity, grit, collaboration and flexibility. As we continue this quest, we invite you to use this report as a yardstick of where we are today, and as a guide for where we have yet to go.



Jim Chase
President, MN Community Measurement



Tim Hernandez, MD
Board of Directors Chair, MN Community Measurement

2016 Health Care Quality Report



Report Preparation Direction

Anne M. Snowden, MPH, CPHQ

Director of Performance Measurement, Validation & Reporting

Key Contributor

Ma Xiong, MPH

Project Specialist/Data Analyst

Other Contributors

Brian Strub

Communications Lead

Lindsey Ziegler, MPH

Project Specialist/Data Analyst

Direct questions or comments to

Anne M. Snowden

(612) 454-4811

snowden@mncm.org

Introduction	6
Executive Summary	7
Changes in the 2016 Report	9
Measure Overview	10

QUALITY: CLINIC AND MEDICAL GROUP

New Measures/Measures with Specification Changes for 2016 Reporting 14

Optimal Diabetes Care	15
Optimal Vascular Care	23
Depression Remission at Six Months	29
Depression Response at Six Months	34
Depression PHQ-9 Follow-Up at Six Months	38
Depression Remission at 12 Months	45
Depression Response at 12 Months	50
Depression PHQ-9 Follow-Up at 12 Months	54

Large Increase in Statewide Rate 61

Pediatric Preventive Care: Mental Health and/or Depression Screening	62
Immunization for Adolescents	70
Optimal Asthma Control - Children	74

Moderate Increase in Statewide Rate 80

Pediatric Preventive Care: Overweight Counseling	81
Optimal Asthma Control - Adults	90

Small Increase in Statewide Rate 98

Childhood Immunization (Combo 3)	99
Chlamydia Screening in Women	103
Appropriate Testing for Children with Pharyngitis	107
Appropriate Treatment for Children with Upper Respiratory Infection (URI)	111
Colorectal Cancer Screening	115
Breast Cancer Screening	127
Use of Spirometry Testing in the Assessment and Diagnosis of COPD	131
Maternity Care: C-Section Rate	135
Follow-up Care for Children Prescribed ADHD Medication	139
Spine Surgery Lumbar Discectomy/Laminotomy	143
Spine Surgery Lumbar Spinal Fusion	147
Total Knee Replacement	151

Small Decrease in Statewide Rate 156

Avoidance of Antibiotic Treatment in Adults with Acute Bronchitis	157
Controlling High Blood Pressure	161
PHQ-9 Utilization	164
Cervical Cancer Screening	178

QUALITY: HOSPITAL 181

PATIENT EXPERIENCE OF CARE: CLINIC 183

PATIENT EXPERIENCE OF CARE: HOSPITAL 185

TOTAL COST OF CARE 187

HEALTH INFORMATION TECHNOLOGY: CLINIC 189

Statewide and Medical Group Summary by Measure	194
Highest Performers in 2016 by Medical Group Type for Clinical Measures	196
Future Plans	200
Acknowledgements	201
List of Medical Groups and Hospitals Reported	202
Summary of Risk Adjustment and Non-Risk Adjustment Results by Measure	205
Appendix 1: Data Sources and Data Collection	392
Appendix 2: Methodology	394
Appendix 3: MNHealthScores.org	401

Contents

Introduction

The MN Community Measurement 2016 *Health Care Quality Report* compares clinic, medical group and hospital performance on quality, patient experience, cost, and health information technology measures. Quality measures range from preventive to chronic care, along with hospital care for acute and surgical needs. Now in its 13th annual edition, the report provides valid, reliable and comparable information for clinics, medical groups and hospitals to use in their efforts to improve patient care and outcomes.

MNCM began publicly reporting health care performance results in 2004 with a vision of improving health and health care in Minnesota and neighboring communities through public reporting. MNMCM believes that making this information transparent drives improvement in the cost, quality and patient experience of care. The information is most actionable at clinic and medical group levels since that is where accountability for care lies.

The inaugural *Health Care Quality Report* in 2004 utilized Healthcare Effectiveness Data Information Set (HEDIS) measures, aggregating data from 10 health plans and reporting results at a medical group level. One year later, MNMCM became an independent non-profit organization and again reported HEDIS measures at a medical group level and expanded our effort by reporting the results online.

As awareness of the value of MNMCM data grew, medical group leaders encouraged MNMCM to obtain data from the most comprehensive source: their own electronic health record systems. In 2007, MNMCM piloted a process to collect data directly from clinics, which became known as Direct Data Submission (DDS). This process made reporting results for individual clinic sites possible. During the first year of DDS, 191 clinics were reported for the Optimal Diabetes Care measure (ODC). Today, MNMCM reports results for over 600 clinics for the ODC measure.

The *Health Care Quality Report* has expanded and now includes 32 clinical quality measures, 11 HEDIS measures, patient experience measures (every other year), cost measures and hospital measures.

Significant progress was made in the evaluation and implementation of risk adjustment in the measurement processes. The Risk Adjustment Committee established a framework to evaluate measures and determine if they are appropriate for risk adjustment. A majority of MNMCM's clinical quality measures have undergone this evaluation. The 2016 report includes the risk adjusted results of 15 quality measures.

MNCM appreciates the significant contributions of clinics, medical groups, health plans, hospitals and professional organizations that contribute data to this report. Further there are many community stakeholders who share their expertise with MNMCM as Board, committee and workgroup members. Achieving our mission to accelerate the improvement of health by publicly reporting health care information relies on this collaborative, multi-stakeholder effort. We strive to continue to be the trusted source for performance measurement, data sharing and public reporting locally and nationally.

Executive Summary

This is MNMCM's 13th annual *Health Care Quality Report*. Included in this report are clinic performance results on 32 clinical quality measures, four Cost measures, results on the Health Information Technology (HIT) Survey, plans regarding Patient Experience of Care survey results for 2016, and hospital measures.

Key Findings

Clinical Measures

Three clinical measures showed noteworthy improvement in their statewide rates:

- **Pediatric Preventive Care: Adolescent Mental Health and/or Depression Screening** - The statewide rate increased from 40 percent in 2015 to 64 percent in 2016. This was a 24 percent increase in pediatric patients receiving mental health and/or depression screening at a well-child visit.
- **Immunization for Adolescents** - The statewide rate increased from 75 percent in 2015 to 85 percent in 2016. This was a 10 percent increase in adolescents receiving their immunization.
- **Optimal Asthma Control - Children** - The statewide rate increased from 59 percent in 2015 to 66 percent in 2016. This was a six percent increase in children ages 5-17 that had their asthma under control.

Two clinical measures showed noticeable improvement in their statewide rates:

- **Pediatric Preventive Care: Overweight Counseling** - The statewide rate increased from 85 percent in 2015 to 89 percent in 2016. This was a three percent increase.
- **Optimal Asthma Control - Adults** - The statewide rate increased from 52 percent in 2015 to 55 percent in 2016. This was a three percent increase.

Thirteen other clinical measures showed small improvements in their statewide rates:

- Childhood Immunization Status (Combo 3)
- Chlamydia Screening in Women
- Appropriate Testing for Children with Pharyngitis
- Appropriate Treatment for Children with URI
- Colorectal Cancer Screening
- Breast Cancer Screening
- Maternity: C-Section Rate
- Total Knee Replacement pre-op and post-op OKS
- Spinal Surgery Discectomy/Laminotomy Functional Status
- Spinal Surgery Discectomy/Laminotomy pre-op and post-op ODI
- Use of Spirometry Testing in the Assessment of COPD
- Spinal Surgery Lumbar Fusion pre-op and post-op ODI
- Follow-up Care for Children Prescribed ADHD Medication

Eight measures underwent a measure specification change in 2016 and therefore, do not have trending data:

- Optimal Diabetes Care
- Optimal Vascular Care
- Depression Remission at Six Months
- Depression Response at Six Months
- Depression PHQ-9 Follow-up at Six Months
- Depression Remission at 12 Months
- Depression Response at 12 Months
- Depression PHQ-9 Follow-up at 12 Months

Executive Summary

Patient Experience of Care - Clinic

The 2016 results for the Patient Experience of Care Survey will be collected and reported at the clinic level in the third quarter of 2017.

Patient Experience of Care - Hospital

The most current H-CAHPS® data that is publicly reported was collected from admission dates January – December 2014 and reports on 10 domains. Results for the H-CAHPS® hospital measures can be found at MNHealthScores.org. Please also visit the Minnesota Hospital Association's Hospital Quality Report for an expanded list of H-CAHPS® measures at mnhospitalquality.org.

Cost measures

A new report was published in December 2016 by MNMCM that allows consumers to compare the total cost of care at medical groups across the state. The report includes information on Average Cost per Procedure, Total Cost of Care, Relative Resource Use and Utilization.

Costs from more than 1.5 million patients were included in the report, which is the nation's most comprehensive look at cost measures. Information is available for Minnesota and in neighboring communities on MNHealthScores.org.

Health Information Technology (HIT) measure

1,417 clinics in Minnesota and bordering states responded to the 2016 Health Information Technology (HIT) Ambulatory Clinic Survey. The 2016 response rate was 90 percent, compared to 80 percent in 2015 and 86 percent in 2014.

We report milestones achieved under adoption, use, and exchange at MNHealthScores.org.

- **Adopt:** Information about a patient and the care the patient needs is recorded in an electronic health record (EHR) instead of a paper medical record.
- **Utilization:** A patient's doctor uses the EHR to order

lab tests, track health problems and improve the patient's care.

- **Exchange:** A patient's information is sent and received in a secure manner between the doctors involved in the patient's care.

Ninety-seven percent of clinics have an EHR installed and have it in use in all areas of their clinics. This shows expanded use of EHRs across and within clinics; in 2015, 95 percent of clinics met this threshold, and in 2014 it was 91 percent.

The advancements of EHR utilization continue to increase over time. The most advanced phase of utilization, which includes data benchmarking and creating patient preventive exam reminders, saw the greatest reported increase from 44 percent of clinics in 2013 to 63 percent of clinics reporting in 2016.

The ability of clinics to electronically send patient care information directly to other sites of care, both in and out-of-network, increased substantially: 69 percent of clinics exchanged patient information - whether clinics or hospitals. This exchange rate has doubled since 2014.

The HIT Survey will be fielded again in 2017. MNMCM will continue to collaborate with HIT stakeholders statewide to implement a survey that provides a comprehensive assessment of HIT adoption, utilization, and exchange as well as continue to incorporate Meaningful Use Stage 2 guidelines.

Hospital measures

For more information on hospital measures developed by the Agency for Healthcare Research and Quality (AHRQ) and Centers for Medicare and Medicaid Services (CMS), see page 201.

Results for AHRQ, CMS, and H-CAHPS hospital measures can be found at MNHealthScores.org.

Changes to the Report

Charts for clinic and medical group level results are no longer included in this report since the newly re-designed MNHealthScores.org provides this information in convenient, sortable tables for view and download.

There were several measures that underwent a measure specification change:

- Optimal Diabetes Care
- Optimal Vascular Care
- Depression Remission at Six Months
- Depression Response at Six Months
- Depression PHQ-9 Follow-Up at Six Months
- Depression Remission at 12 Months
- Depression Response at 12 Months
- Depression PHQ-9 Follow-Up at Twelve Months

The medical group and clinic ratings for the body of the report are now based on risk adjusted results where applicable. The results for the following measures are risk adjusted using the Actual to Expected methodology (see page 397).

- Optimal Diabetes Care
- Optimal Vascular Care
- Depression Remission at Six Months
- Depression Response at Six Months
- Depression PHQ-9 Follow-Up at Six Months
- Depression Remission at 12 Months
- Depression Response at 12 Months
- Depression PHQ-9 Follow-Up at Twelve Months
- Total Knee Replacement Functional Status
- Spinal Surgery Discectomy/Laminotomy Functional Status
- Spinal Surgery Lumbar Fusion
- Optimal Asthma Control - Children Ages 5-17
- Optimal Asthma Control - Adults Ages 18-50
- Colorectal Cancer Screening
- Maternity Care: C-Section Rate

Measure Overview

The measures in this 2016 *Health Care Quality Report* were recommended by MNMCM's Measurement and Reporting Committee (MARC) and approved by our Board of Directors. We have expanded, revised, and retired measures to stay aligned with evidence-based guidelines. Measurement changes across years are reflected in **Table 1**.

TABLE 1: PERFORMANCE MEASURES OVER THE YEARS

Measures	Report Year													
	2004	2005	2006	2007	2008	2009	2010	2011	2012	2013	2014	2015	2016	
Medical Group Results (Data Source: Health Plans & Medical Groups)														
Appropriate Testing for Children with Pharyngitis			X	X	X	X	X	X	X	X	X	X	X	X
Appropriate Treatment for Children with Upper Respiratory Infection			X	X	X	X	X	X	X	X	X	X	X	X
Avoidance of Antibiotics in the Treatment of Adult Bronchitis					X	X	X	X	X	X	X	X	X	X
Childhood Immunization Status - Combo 3	X*	X*	X	X	X	X	X	X	X	X	X	X	X	X
Immunizations for Adolescents	X	X								X	X	X	X	X
Well Child Visits <i>(Retired due to measure inconsistencies with guidelines)</i>	X	X	X											
Use of Appropriate Medications for People with Asthma (Ages 5-50) <i>(Retired and replaced with measures that use data submitted by medical groups)</i>	X [Ⓢ]	X [Ⓢ]	X [Ⓢ]	X [Ⓢ]	X [Ⓢ]	X [Ⓢ]	X							
Breast Cancer Screening (Ages 50 - 74)	X ⁺	X ⁺	X ⁺	X ⁺	X ⁺	X ⁺	X ⁺	X ⁺	X ⁺	X ⁺	X	X	X	X
Cervical Cancer Screening (Ages 24 - 64)	X ^{**}	X ^{**}	X ^{**}	X ^{**}	X ^{**}	X ^{**}	X ^{**}	X ^{**}	X ^{**}	X ^{**}			X	X
Colorectal Cancer Screening (Ages 51-75) <i>(Retired and replaced with measure that uses data submitted by medical groups)</i>			X ⁻	X ⁻	X ⁻	X ⁻	X							
Cancer Screening Combined (Breast, Cervical, Colorectal) (Ages 51-75) <i>(Retired due to retirement of Colorectal Cancer Screening; used same denominator)</i>			X ⁻	X ⁻	X ⁻	X ⁻	X							
Chlamydia Screening in Women (Ages 16 - 24)	X ^{**}	X ^{**}	X ^{**}	X ^{**}	X ^{**}	X	X	X	X	X	X	X	X	X
Controlling High Blood Pressure <140/90 mmHg	X ^{***}	X ^{***}	X ^{***}	X ^{***}	X ^{***}	X ^{***}	X ^{***}	X ^{***}	X ^{***}	X ^{***}	X ^{***}	X	X	X
Optimal Diabetes Care <i>(Retired and replaced with measure that uses data submitted by medical groups)</i>	X [#]	X [#]	X [#]	X [#]	X [#]	X [#]								
Optimal Vascular Care <i>(Retired and replaced with measure that uses data submitted by medical groups)</i>			X	X										
Depression Treatment - Acute Phase Medication Management <i>(Retired and replaced with measure that uses data submitted by medical groups)</i>	X	X	X											
Depression Treatment - Continuous Phase Medical Management <i>(Retired and replaced with measure that uses data submitted by medical groups)</i>	X	X	X											
Use of Spirometry Testing in the Assessment and Diagnosis COPD							X	X	X	X	X	X	X	X
Follow-up Care for Children Prescribed ADHD Medication								X	X	X	X	X	X	X
Maternity Care: Primary C-Section Rate									X	X	X	X	X	X
Total Knee Replacement											X [Ⓢ]	X	X	X
Spinal Surgery: Lumbar Discectomy/Laminotomy												X	X	X
Spinal Surgery: Lumbar Spinal Fusion												X	X	X
Total Medical Groups	51	54	104	128	143	172	192	203	208	209	194	208	189	
Clinic Results (Data Source: Medical Groups)														
Optimal Diabetes Care (ODC)				X [#]	X [#]	X [#]	X ^{^^}	X ^{^^}	X ^{^^}	X ^{^^}	X ^{^^}	X ^{^^}	X ^{^^}	X
Optimal Coronary Artery Disease (CAD) Care <i>(Retired and replaced with OVC)</i>				X										
Optimal Vascular Care (OVC)					X	X	X ^{^^}	X ^{^^}	X ^{^^}	X ^{^^}	X ^{^^}	X ^{^^}	X ^{^^}	X
Depression Remission at Six Months						X	X	X	X	X	X	X ⁻	X ⁻	X
Depression Response at Six Months							X	X	X	X	X	X ⁻	X ⁻	X
Depression Remission at 12 Months								X	X	X	X	X ⁻	X ⁻	X
Depression Response at 12 Months								X	X	X	X	X ⁻	X ⁻	X
Optimal Asthma Control- Ages 5 - 17 and Ages 18 - 50								X [#]	X [#]	X [#]	X [#]	X	X	X
Colorectal Cancer Screening								X	X	X	X	X	X	X
PHQ-9 Follow-Up at Six Months												X	X ⁻	X
PHQ-9 Follow-Up at Twelve Months												X	X ⁻	X
PHQ-9 Utilization												X	X	X
Pediatric Preventive Care: Adolescent Mental Health Screening												X	X	X
Pediatric Preventive Care: Overweight Counseling												X	X	X
Total Clinics (# Medical Groups/# Clinics)				28/191	62/321	70/426	126/553	184/72	187/727	191/799	183/871	183/911	174/992	
Other Results														
Patient Experience of Care: Clinics <i>(repeated every other year)</i>							X	X	X	X	X	X	X	X
Health Information Technology (HIT)							X	X	X	X	X	X	X	X
Hospital							X ^{<}	X	X	X	X	X	X	X
Payment by Procedure							X		X	X	X	X	X	X
Total Cost of Care											X	X	X	X

* Childhood Immunization Status - Combo 2 only
 ** Chlamydia Screening in Women - Ages 16-25
 *** Controlling High Blood Pressure - <140/90 mmHg
 ^ Optimal Diabetes Care - Hem A1c <=8, Blood Pressure <130/85, LDL-C <130 mg/dl, Aspirin Use, Tobacco Free
 ^^ Optimal Diabetes Care - Hem A1c <=8, Blood Pressure <130/80, LDL-C <100 mg/dl, Aspirin Use, Tobacco Free
 # Optimal Diabetes Care - Hem A1c <7, Blood Pressure <130/80, LDL-C, 100 mg/dl, Aspirin Use, Tobacco Free
 ^# Optimal Vascular Care - Blood Pressure <130/80, LDL-C, 100 mg/dl, Aspirin Use, Tobacco Free
 & Use of Appropriate Medications for People with Asthma (Ages 5-56)
 - Colorectal Cancer Screening (Ages 51-80)
 ~ Cancer Screening Combined (Breast, Cervical, Colorectal) (Ages 51-80)
 + In 2009 reported AHRQ measures only; in 2010 and 2011 reported AHRQ and CMS hospital measures
 † Breast Cancer Screening (Ages 50-69)
 ## Cervical Cancer Screening - administrative measure
 *** Controlling High Blood Pressure <140/90mmHg
 ^^# Optimal Diabetes Care - Hem A1c <8, Blood Pressure <140/90, LDL-C<100 mg/dl, Aspirin Use, Tobacco Free
 ^^# Optimal Vascular Care - Blood Pressure <140/90, LDL-C<100 mg/dl, Aspirin Use, Tobacco Free
 #* Optimal Asthma Care - Asthma well controlled, patient hospital and emergency room visits <2, written asthma management plan
 †# Total Knee Replacement - three process measures
 ^# Optimal Diabetes Care - Hem A1c <8, Blood Pressure <140/90, Aspirin Use, Tobacco Free
 *# Optimal Vascular Care - Blood Pressure <140/90, Aspirin Use, Tobacco Free
 -# - Depression - For previously indexed patients, reindex criteria requires only a PHQ-9 score greater than nine

Measure Overview

The 2016 *Health Care Quality Report* is the third report to feature information on all three elements necessary to reach optimal health care performance: quality, patient experience and cost.

The Quality section features information on **32 measures**. There are no new ambulatory care measures. However, there are eight measures with measure specification changes: Optimal Diabetes Care, Optimal Vascular Care, Depression Remission at Six Months and 12 months, Depression Response at Six Months and 12 months, Depression PHQ-9 Follow-up at Six Months and 12 months. The remaining ambulatory care quality measures are organized into the following categories based on the statewide average:

- **Increases:** Large, moderate, and small
- **Decreases:** Large, moderate, and small

Please see page 394 for category definitions.

- Three measures had **large increases** in their statewide average: Pediatric Preventive Care: Adolescent Mental Health and/or Depression Screening, Immunization for Adolescents and Optimal Asthma Control - Children.
- Two measures had **moderate increases** in their statewide average: Pediatric Preventive Care: Overweight Counseling and Optimal Asthma Control - Adults.
- Thirteen measures had **small increases** in their statewide average: Childhood Immunization Status (Combo 3), Chlamydia Screening in Women, Appropriate Testing for Children with Pharyngitis, Appropriate Treatment for Children with URI, Colorectal Cancer Screening, Breast Cancer Screening, Total Knee Replacement pre-op and post-op OKS, Lumbar Spinal Fusion Functional Status, Spine Discectomy/Laminotomy pre-op and post-op ODI, Use of Spirometry Testing in the Assessment and Diagnosis of COPD, Maternity Care: C-Section Rate, Lumbar Spinal Fusion Functional Status and Follow-up Care for Children Prescribed ADHD Medication.
- Five measures had **small decreases** in their statewide average: Avoidance of Antibiotic Treatment in Adults with Acute Bronchitis, Controlling High Blood Pressure, PHQ-9 Utilization, Total Knee Replacement Function Status and Cervical Cancer Screening.

In 2016, no measures had moderate or large decreases in statewide rates between 2015 and 2016; therefore, those categories are not included in this report.

Two types of measures are included in this section: **Direct Data Submission (DDS)** measures and **HEDIS** measures. DDS measures can be reportable on both the clinic and/or medical group levels. These measures relied on data specifications published in the 2016 Direct Data Submission Guides for each applicable measure. These measures are aligned with clinical guidelines established by the Institute for Clinical Systems Improvement (ICSI). This report includes 21 DDS measures:

- Optimal Diabetes Care
- Optimal Vascular Care
- Depression Remission at Six Months
- Depression Response at Six Months
- Depression PHQ-9 Follow-up at Six Months
- Depression Remission at 12 Months
- Depression Response at 12 Months
- Depression PHQ-9 Follow-up at 12 Months
- PHQ-9 Utilization
- Pediatric Preventive Care: Adolescent Mental Health and/or Depression Screening
- Pediatric Preventive Care: Overweight Counseling
- Total Knee Replacement Pre-op and Post-op OKS
- Total Knee Replacement Functional Status
- Spine Discectomy/Laminotomy Pre-op and Post-op ODI
- Spine Discectomy/Laminotomy Functional Status
- Spine Lumbar Fusion Pre-op and Post-op ODI
- Spine Lumbar Fusion Functional Status
- Optimal Asthma Control - Children Ages 5-17
- Optimal Asthma Control - Adults Ages 18-50
- Colorectal Cancer Screening
- Maternity Care: C-Section Rate

Measure Overview

HEDIS measures use data collected from health plan claims data. Health plan data collection uses either the administrative method (claims only) or hybrid method (claims plus chart review). Measures using health plan data relied on National Committee for Quality Assurance's (NCQA) HEDIS specifications, which are also aligned with ICSI's clinical guidelines. HEDIS is a national set of standardized performance measures originally designed for the managed care industry. The measures have been adopted for use by MNMCM to evaluate the performance of medical groups. MNMCM reports on 11 HEDIS measures:

- Appropriate Testing for Children with Pharyngitis
- Appropriate Treatment for Children with URI
- Avoidance of Antibiotics in the Treatment of Adult Bronchitis
- Breast Cancer Screening
- Cervical Cancer Screening
- Childhood Immunization Status (Combo 3)
- Chlamydia Screening in Women
- Controlling High Blood Pressure
- Follow-up Care for Children Prescribed ADHD Medication
- Immunizations for Adolescents
- Use of Spirometry Testing in the Assessment and Diagnosis of COPD

The Quality section also features information on **hospital quality measures**. These measures are developed by the Agency for Healthcare Research and Quality (ARHQ) and the Centers for Medicare and Medicaid Services (CMS). Results are provided to MNMCM by the Minnesota Hospital Association (MHA) for public reporting.

The **Patient Experience** section features information on both ambulatory care and hospital patient experience. The ambulatory care patient experience data utilizes the CG-CAHPS 12-month survey and is implemented throughout the state every-other-year. In 2013, MNMCM published the first year of statewide patient experience survey results. The next iteration of results will occur in 2017. The hospital patient experience data utilizes the H-CAHPS survey designed for hospitals, and is reported annually. These results are also provided to MNMCM by MHA for public reporting.

The **Cost** section includes information on four cost measures: Average Cost per Procedure, Total Cost of Care, Relative Resource Use and Utilization. These cost measures use data (commercial only) collected from four health plans in Minnesota: Blue Cross Blue Shield of Minnesota, HealthPartners, Medica and PreferredOne. It includes all costs associated with treating patients, including professional, facility inpatient and outpatient, pharmacy, lab, radiology, ancillary and behavioral health services.

Finally, the **Health Information Technology** section includes information on how well ambulatory care clinics have integrated electronic medical records into their practices. This information is based on an annual survey conducted by MNMCM on behalf of the Minnesota Department of Health.

See the Methods appendix for more information on the methodology for each measure. In the Results by Measure section, results are listed with a description of the measure; charts, tables and figures describing the results; and a listing of performance highlights for that measure.

Please see next page.

RESULTS BY MEASURE

New Measures/Measures with Specification Changes for 2016 Reporting

Section Contents

- **Optimal Diabetes Care** – Measures the percentage of adult patients who have type 1 or type 2 diabetes with optimally managed modifiable risk factors.
- **Optimal Vascular Care** – Measures the percentage of adult patients who have ischemic vascular disease (IVD) with optimally managed modifiable risk factors.
- **Depression Remission at Six Months** – Based on the denominator of patients age 18 and older with major depression or dysthymia and initial PHQ-9 score is greater than nine, this measures the percent of patients whose six month PHQ-9 score is less than five. This is the definition of remission.
- **Depression Response at Six Months** – Based on the denominator of patients age 18 and older with major depression or dysthymia and initial PHQ-9 score is greater than nine, this measures the percent of patients whose PHQ-9 score at six months decreased at least 50 percent from their initial PHQ-9 score.
- **Depression PHQ-9 Follow-Up at Six Months** – Based on the denominator of patients age 18 and older with major depression or dysthymia and initial PHQ-9 score is greater than nine, this measures the percent of patients who had a follow-up PHQ-9 test at six months from the index contact date.
- **Depression Remission at 12 Months** – Based on the denominator of patients age 18 and older with major depression or dysthymia and initial PHQ-9 score is greater than nine, this measures the percent of patients whose 12 month PHQ-9 score is less than five. This is the definition of remission.
- **Depression Response at 12 Months** – Based on the denominator of patients age 18 and older with major depression or dysthymia and initial PHQ-9 score is greater than nine, this measures the percent of patients whose PHQ-9 score at 12 months decreased at least 50 percent from their initial PHQ-9 score.
- **Depression PHQ-9 Follow-Up at 12 Months** – Based on the denominator of patients age 18 and older with major depression or dysthymia and initial PHQ-9 score is greater than nine, this measures the percent of patients who had a follow-up PHQ-9 test at 12 months from the index contact date.

NEW MEASURES/ MEASURES WITH SPECIFICATION CHANGES FOR 2016 REPORTING

Optimal Diabetes Care

This measures the percentage of patients with diabetes (Type 1 and Type 2) ages 18-75 who reached all five of the following treatment goals to reduce cardiovascular risk:

- Blood pressure less than 140/90 mmHg
- Hemoglobin A1c (HbA1c) less than 8
- On a statin medication, unless allowed contraindications or exceptions are present
- Daily aspirin use for diabetes patients with a co-morbidity of ischemic vascular disease unless contraindicated
- Documented tobacco-free status

The statewide rate for Optimal Diabetes Care is 46 percent. **Table 2** displays the details of this statewide rate.

Credit is given for achieving this composite rate when all five measure components are met. Data collected for this measure are submitted directly to MNCM by medical groups/clinics from electronic health records or paper-based medical charts.

TABLE 2: STATEWIDE RATE FOR OPTIMAL DIABETES CARE

	Statewide Average (Weighted)	95% CI	Numerator (Patients who met treatment goals)	Denominator (Patients sampled)	Total Eligible
Optimal Diabetes Care	46.3%	46.2%-46.5%	119,194	257,078	260,197

THERE IS NO TREND CHART BECAUSE THE MEASURE SPECIFICATION CHANGED FOR THIS MEASURE.

PERFORMANCE HIGHLIGHTS FOR OPTIMAL DIABETES CARE

Clinic Results

Highest performers in 2016

Clinic results showed an average of 46 percent of patients with diabetes met all four required components in this measure. **Meeker Memorial Clinic** set the benchmark of 84 percent. Based on risk adjusted results, there were 143 of 613 clinics with rates that was statistically above the expected result for their patient mix. The high-performing clinics are listed below in alphabetical order under their medical group name. An asterisk (*) indicates a Top 15 performer for this measure based on risk adjusted results.

Affiliated Community Medical Centers

- Affiliated Community Medical Centers - Litchfield Clinic (East)
- Affiliated Community Medical Centers - Marshall Clinic

Allina Health Clinics

- Allina Health - Bandana Square (Aspen)
- Allina Health - Blaine
- Allina Health - Bloomington (Aspen)
- Allina Health - Brooklyn Park*
- Allina Health - Buffalo
- Allina Health - Burnsville (Quello)
- Allina Health - Centennial Lakes (Quello)
- Allina Health - Champlin
- Allina Health - Chanhassen (Quello)
- Allina Health - Chaska
- Allina Health - Cokato
- Allina Health - Coon Rapids
- Allina Health - Cottage Grove
- Allina Health - Dean Lakes
- Allina Health - Eagan*
- Allina Health - Edina
- Allina Health - Faribault
- Allina Health - Farmington
- Allina Health - Forest Lake
- Allina Health - Fridley
- Allina Health - Highland Park (Aspen)
- Allina Health - Inver Grove Heights (Aspen)
- Allina Health - Isles
- Allina Health - Maplewood (Aspen)
- Allina Health - Nicollet Mall
- Allina Health - Northfield
- Allina Health - Oakdale Clinic*
- Allina Health - Plymouth
- Allina Health - Ramsey
- Allina Health - Richfield
- Allina Health - Savage (Quello)
- Allina Health - Shakopee
- Allina Health - Shoreview
- Allina Health - St. Michael
- Allina Health - United Medical Specialties
- Allina Health - Uptown
- Allina Health - Vadnais Heights
- Allina Health - West St. Paul
- Allina Health - Woodbury

Allina Health Specialties

- Allina Health Specialties - New Ulm Medical

Center

- Apple Valley Medical Clinic
 - Apple Valley Medical Clinic - Family Practice
- Catalyst Medical Clinic*
- CentraCare Health

CentraCare Clinic - Northway

- CentraCare Health Plaza-Family Medicine
- CentraCare River Campus-Internal Medicine

Entira Family Clinics

- Entira Family Clinics - East Side
- Entira Family Clinics - Inver Grove Heights
- Entira Family Clinics - North St. Paul
- Entira Family Clinics - Shoreview
- Entira Family Clinics - Vadnais Heights
- Entira Family Clinics - White Bear Lake/Banning Ave
- Entira Family Clinics - White Bear Lake-Bellaire Avenue*
- Entira Family Clinics - Woodbury

Essentia Health

- EH Central Baxter Clinic
- EH East Hermantown Clinic
- EH West Moorhead
- EH West Wahpeton Clinic

Fairview Health Services

- Fairview Andover Clinic
- Fairview Blaine Clinic
- Fairview Brooklyn Park Clinic
- Fairview Crosstown Clinic
- Fairview Eagan Clinic
- Fairview EdenCenter Clinic
- Fairview Elk River Clinic
- Fairview Fridley Clinic
- Fairview Hiawatha Clinic
- Fairview Lakes Medical Center
- Fairview Lakeville Clinic
- Fairview North Branch Clinic
- Fairview Oxboro Clinic
- Fairview Prior Lake Clinic
- Fairview Rogers Clinic*
- Fairview Rosemount Clinic
- Fairview Uptown Clinic

Family Practice Medical Center of Willmar

HealthPartners Clinics

- HealthPartners - Arden Hills*
- HealthPartners - Bloomington

- HealthPartners - Brooklyn Center
- HealthPartners - Como
- HealthPartners - Coon Rapids
- HealthPartners - Ctr for Internatl Hlth
- HealthPartners - Eagan
- HealthPartners - Elk River
- HealthPartners - Hlth Ctr for Women
- HealthPartners - Lino Lakes
- HealthPartners - Maplewood
- HealthPartners - Riverside
- HealthPartners - Roseville
- HealthPartners - Specialty Center 401
- HealthPartners - West
- HealthPartners - White Bear Lake
- HealthPartners - Woodbury

Integrity Health Network

- Christopher J Wenner, MD, PA - IHN*
- St. Cloud Medical Group - Clearwater - IHN

Mankato Clinic, Ltd.

- Mankato Clinic - Daniel's Health Center
- Mankato Clinic - North Mankato
- Mankato Clinic - Wickersham Campus

Mayo Clinic Health System

- Mayo Clinic Health System- Franciscan Healthcare in LaCrescent
- Mayo Clinic Health System Lake City
- Mayo Clinic Health System Mankato Eastridge
- Mayo Clinic Health System Mankato Northridge
- Mayo Clinic Health System Mankato Specialty Clinic
- Mayo Clinic Health System Owatonna
- Mayo Clinic Health System St. Peter
- Mayo Clinic Health System Waseca

Meeker Memorial Clinic*

North Memorial

- North Memorial Clinic - New Hope

Park Nicollet Health Services

- Park Nicollet Clinic - Bloomington
- Park Nicollet Clinic - Brookdale
- Park Nicollet Clinic - Burnsville
- Park Nicollet Clinic - Carlson*
- Park Nicollet Clinic - Champlin
- Park Nicollet Clinic - Chanhassen
- Park Nicollet Clinic - Eagan
- Park Nicollet Clinic - Golden Valley*

PERFORMANCE HIGHLIGHTS FOR OPTIMAL DIABETES CARE

Clinic Results

Highest performers contd.

- Park Nicollet Clinic - Lakeville*
- Park Nicollet Clinic - Plymouth
- Park Nicollet Clinic - Prairie Center*
- Park Nicollet Clinic - Rogers
- Park Nicollet Clinic - Shakopee
- Park Nicollet Clinic - Shorewood
- Park Nicollet Clinic - St. Louis Park Endocrinology
- Park Nicollet Clinic - St. Louis Park Family Medicine
- Park Nicollet Clinic - St. Louis Park Internal Medicine
- Park Nicollet Clinic - Target Health and Well-Being Center*
- Park Nicollet Clinic - Wayzata
- Park Nicollet Clinic and Specialty Center - Maple Grove
- Sanford Health - Fargo Region
 - Sanford Bemidji Main Clinic - Internal Medicine
 - Sanford Fargo Broadway Clinic - Internal Medicine
 - Sanford Fargo North Fargo Clinic
 - Sanford Fargo Southpointe Clinic - Family Medicine
 - Sanford Fargo Southpointe Clinic - Internal Medicine
 - Sanford Moorhead Clinic - Internal Medicine
 - Sanford Thief River Falls Clinic
- Sanford Health - Sioux Falls Region
 - Sanford Health Mitchell Clinic
 - Sanford Health Vermillion Clinic
 - Sanford Health Westbrook Clinic
 - Sanford Jackson Clinic
- St. Luke's Clinics
 - St Luke's Clinics-P.S. Rudie Medical Clinic
- Stillwater Medical Group
 - Stillwater Medical Group - Curve Crest Clinic
 - Stillwater Medical Group - Mahtomedi Clinic*

Biggest improvement from 2015-2016

Not applicable due to measure specification changes.

Clinic performance over time (2014-2016)

Not applicable due to measure specification changes.

PERFORMANCE HIGHLIGHTS FOR OPTIMAL DIABETES CARE

Clinic Regional Results

Highest performers in 2016 by region

Clinic results showed differences in performance among the different geographic regions in Minnesota. Boundaries of the nine regions were determined by synthesizing health care and geopolitical data, including from the Metropolitan Council and State of Minnesota. The results have been organized to identify areas of the state with the highest proportion of high-performing clinics. The nine regions are listed below with the number of high-performing clinics shown along with the total number of clinics that submitted data. The high-performing clinics are listed under their medical group name in alphabetical order by region.

East Metro - 42 out of 83 (51 percent)

Allina Health Clinics

- Allina Health - Blaine
- Allina Health - Burnsville (Quello)
- Allina Health - Coon Rapids
- Allina Health - Cottage Grove
- Allina Health - Eagan
- Allina Health - Farmington
- Allina Health - Forest Lake
- Allina Health - Fridley
- Allina Health - Inver Grove Heights (Aspen)
- Allina Health - Maplewood (Aspen)
- Allina Health - Oakdale Clinic
- Allina Health - Ramsey
- Allina Health - Shoreview
- Allina Health - Vadnais Heights
- Allina Health - West St. Paul
- Allina Health - Woodbury

Apple Valley Medical Clinic

- Apple Valley Medical Clinic - Family Practice

Entira Family Clinics

- Entira Family Clinics - Inver Grove Heights
- Entira Family Clinics - North St. Paul
- Entira Family Clinics - Shoreview
- Entira Family Clinics - Vadnais Heights
- Entira Family Clinics - White Bear Lake/Banning Ave
- Entira Family Clinics - White Bear Lake-Bellaire Avenue
- Entira Family Clinics - Woodbury

Fairview Health Services

- Fairview Andover Clinic
- Fairview Blaine Clinic
- Fairview Eagan Clinic
- Fairview Fridley Clinic
- Fairview Lakeville Clinic
- Fairview Rosemount Clinic

HealthPartners Clinics

- HealthPartners - Arden Hills
- HealthPartners - Coon Rapids
- HealthPartners - Eagan

- HealthPartners - Lino Lakes
- HealthPartners - Maplewood
- HealthPartners - Roseville
- HealthPartners - White Bear Lake
- HealthPartners - Woodbury

Park Nicollet Health Services

- Park Nicollet Clinic - Burnsville
- Park Nicollet Clinic - Eagan
- Park Nicollet Clinic - Lakeville

Stillwater Medical Group

- Stillwater Medical Group - Curve Crest Clinic

West Metro - 39 out of 85 (46 percent)

Allina Health Clinics

- Allina Health - Bloomington (Aspen)
- Allina Health - Brooklyn Park
- Allina Health - Centennial Lakes (Quello)
- Allina Health - Champlin
- Allina Health - Chanhassen (Quello)
- Allina Health - Chaska
- Allina Health - Dean Lakes
- Allina Health - Edina
- Allina Health - Plymouth
- Allina Health - Richfield
- Allina Health - Savage (Quello)
- Allina Health - Shakopee

Catalyst Medical Clinic

Fairview Health Services

- Fairview Brooklyn Park Clinic
- Fairview Crosstown Clinic
- Fairview EdenCenter Clinic
- Fairview Oxboro Clinic

- Fairview Prior Lake Clinic
- Fairview Rogers Clinic

HealthPartners Clinics

- HealthPartners - Bloomington
- HealthPartners - Brooklyn Center
- HealthPartners - West

North Memorial

- North Memorial Clinic - New Hope

Park Nicollet Health Services

- Park Nicollet Clinic - Bloomington
- Park Nicollet Clinic - Brookdale
- Park Nicollet Clinic - Carlson
- Park Nicollet Clinic - Champlin
- Park Nicollet Clinic - Chanhassen
- Park Nicollet Clinic - Golden Valley
- Park Nicollet Clinic - Plymouth
- Park Nicollet Clinic - Prairie Center
- Park Nicollet Clinic - Rogers
- Park Nicollet Clinic - Shakopee

- Park Nicollet Clinic - Shorewood
- Park Nicollet Clinic - St. Louis Park Endocrinology
- Park Nicollet Clinic - St. Louis Park Family Medicine
- Park Nicollet Clinic - St. Louis Park Internal Medicine
- Park Nicollet Clinic - Wayzata
- Park Nicollet Clinic and Specialty Center - Maple Grove

PERFORMANCE HIGHLIGHTS FOR OPTIMAL DIABETES CARE

Clinic Regional Results

Central - 13 out of 77 (17 percent)

- Allina Health Clinics
 - Allina Health - Buffalo
 - Allina Health - Cokato
 - Allina Health - St. Michael
- CentraCare Health
 - CentraCare Clinic - Northway
 - CentraCare Health Plaza-Family Medicine
 - CentraCare River Campus-Internal Medicine
- Essentia Health
 - EH Central Baxter Clinic
 - Fairview Elk River Clinic
- Fairview Health Services
 - Fairview Lakes Medical Center
 - Fairview North Branch Clinic
- HealthPartners Clinics
 - HealthPartners - Elk River
- Integrity Health Network
 - Christopher J Wenner, MD, PA - IHN
 - St. Cloud Medical Group - Clearwater - IHN

Minneapolis - Seven out of 43 (16 percent)

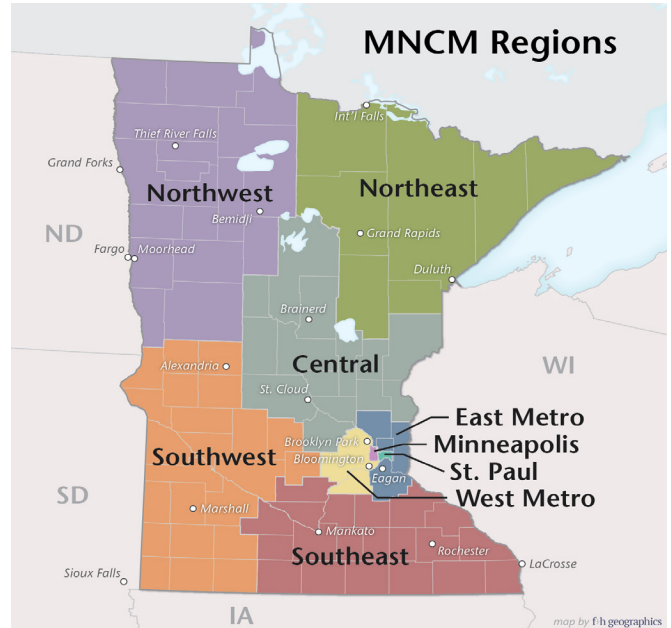
- Allina Health Clinic
 - Allina Health - Isles
 - Allina Health - Nicollet Mall
 - Allina Health - Uptown
- Fairview Health Services
 - Fairview Hiawatha Clinic
 - Fairview Uptown Clinic
- HealthPartners Clinics
 - HealthPartners - Riverside
- Park Nicollet Health Services
 - Park Nicollet Clinic - Target Health and Well-Being Center

Saint Paul - Nine out of 33 (27 percent)

- Allina Health Clinics
 - Allina Health - Bandana Square (Aspen)
 - Allina Health - Highland Park (Aspen)
- Allina Health Specialties
 - Allina Health - United Medical Specialties
- Entira Family Clinics
 - Entira Family Clinics - East Side
- HealthPartners Clinics
 - HealthPartners - Como
 - HealthPartners - Ctr for Internatl Hlth
 - HealthPartners - Hlth Ctr for Women
 - HealthPartners - Specialty Center 401
- Stillwater Medical Group
 - Stillwater Medical Group - Mahtomedi Clinic

Southeast - 14 out of 79 (18 percent)

- Allina Health Clinics
 - Allina Health - Faribault
 - Allina Health - Northfield
- Allina Health Specialties
 - Allina Health Specialties - New Ulm Medical Center
- Mankato Clinic, Ltd.
 - Mankato Clinic - Daniel's Health Center
 - Mankato Clinic - North Mankato
 - Mankato Clinic - Wickersham Campus
- Mayo Clinic Health System
 - Mayo Clinic Health System-Franciscan Healthcare in LaCrescent
 - Mayo Clinic Health System Lake City
 - Mayo Clinic Health System Mankato Eastridge
 - Mayo Clinic Health System Mankato Northridge
 - Mayo Clinic Health System Mankato Specialty Clinic
 - Mayo Clinic Health System Owatonna
 - Mayo Clinic Health System St. Peter
 - Mayo Clinic Health System Waseca



Southwest - Six out of 53 (11 percent)

- Affiliated Community Medical Centers
 - Affiliated Community Medical Centers - Litchfield Clinic (East)
 - Affiliated Community Medical Centers- Marshall Clinic
- Family Practice Medical Center of Willmar
- Meeker Memorial Clinic
- Sanford Health - Sioux Falls Region
 - Sanford Health Westbrook Clinic
 - Sanford Jackson Clinic

Northeast - Two out of 40 (Five percent)

- Essentia Health
 - EH East Hermantown Clinic
- St. Luke's Clinics
 - St Luke's Clinics-P.S. Rudie Medical Clinic

PERFORMANCE HIGHLIGHTS FOR OPTIMAL DIABETES CARE

Clinic Regional Results

Northwest - Four out of 40 (10 percent)

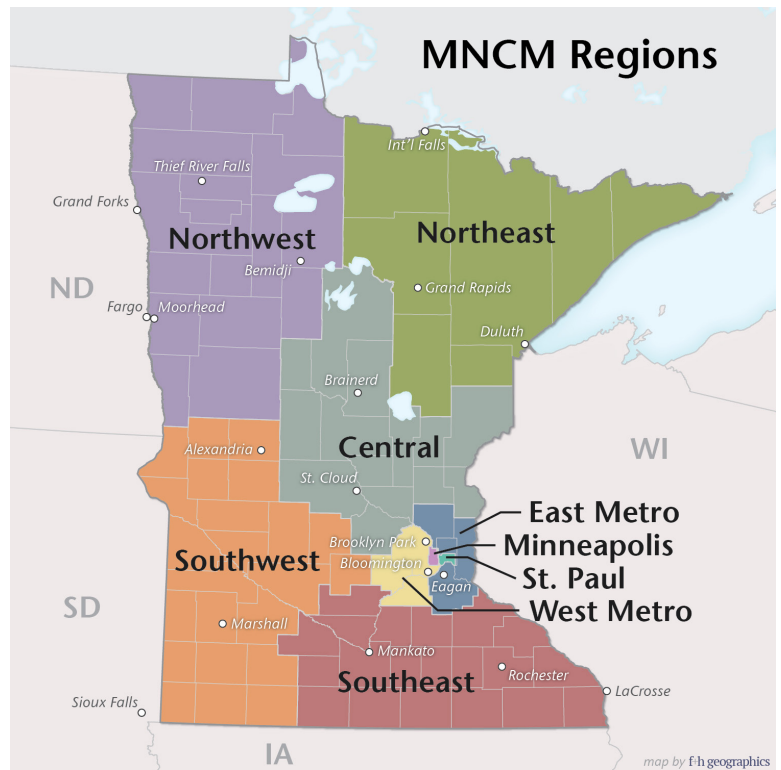
- Essentia Health
 - EH West Moorhead
- Sanford Health - Fargo Region
 - Sanford Bemidji Main Clinic - Internal Medicine
 - Sanford Moorhead Clinic - Internal Medicine
 - Sanford Thief River Falls Clinic

South Dakota - Two out of 27 (Seven percent)

- Sanford Health - Sioux Falls Region
 - Sanford Health Mitchell Clinic
 - Sanford Health Vermillion Clinic

North Dakota - Five out of 31 (16 percent)

- Essentia Health
 - EH West Wahpeton Clinic
- Sanford Health - Fargo Region
 - Sanford Fargo Broadway Clinic - Internal Medicine
 - Sanford Fargo North Fargo Clinic
 - Sanford Fargo Southpointe Clinic - Family Medicine
 - Sanford Fargo Southpointe Clinic - Internal Medicine



PERFORMANCE HIGHLIGHTS FOR OPTIMAL DIABETES CARE

Medical Group Results

Highest performers in 2016

Results by medical group showed an average of 46 percent of patients with diabetes met all five required components in this measure. **Meeker Memorial Clinic** set the benchmark of 84 percent. Based on risk adjusted results, there were 14 of 109 medical groups with rates that were statistically above the expected result for their patient mix. The high-performing medical groups are listed below from high to low performance. An asterisk (*) indicates a Top 5 performer for this measure based on risk adjusted results.

- Meeker Memorial Clinic*
- Catalyst Medical Clinic*
- Stillwater Medical Group
- Park Nicollet Health Services*
- Apple Valley Medical Clinic
- Family Practice Medical Center of Willmar*
- Allina Health Clinics*
- Entira Family Clinics
- HealthPartners Clinics
- Allina Health Specialties
- Mankato Clinic, Ltd.
- Fairview Health Services
- Mayo Clinic Health System
- Affiliated Community Medical Centers

Biggest improvement from 2015–2016

Not applicable due to measure specification changes.

Medical group performance over time (2014-2016)

Not applicable due to measure specification changes.

Please see next page.

NEW MEASURES/ MEASURES WITH SPECIFICATION CHANGES FOR 2016 REPORTING

Optimal Vascular Care

This measures the percentage of patients ages 18-75 with vascular disease who reached these three treatment goals to reduce the risk of cardiovascular disease:

- Blood pressure less than 140/90 mmHg
- On a statin medication, unless allowed contraindications or exceptions are present
- Daily aspirin use
- Documented tobacco-free status

The statewide rate for Optimal Vascular Care is 66 percent. **Table 3** displays the details of this statewide rate.

Credit is given for achieving this composite rate when all four measure components are met. Data collected for this measure are submitted directly to MNMCM by medical groups/clinics from electronic health records or paper-based medical charts.

TABLE 3: STATEWIDE RATE FOR OPTIMAL VASCULAR CARE

	Statewide Average (Weighted)	95% CI	Numerator (Patients who met treatment goals)	Denominator (Patients Sampled)	Total Eligible
Optimal Vascular Care	66.0%	65.7%-66.3%	68,835	104,325	104,424

THERE IS NO TREND CHART BECAUSE THE MEASURE SPECIFICATION CHANGED FOR THIS MEASURE.

PERFORMANCE HIGHLIGHTS FOR OPTIMAL VASCULAR CARE

Clinic Results

Highest performers in 2016

Clinic results showed an average of 66 percent of patients with vascular disease met all four required components in this measure. **Park Nicollet Clinic - Golden Valley** set the benchmark of 85 percent. Based on risk adjusted results, there were 75 of 489 clinics with rates that were statistically above the expected result for their patient mix. The high-performing clinics are listed below in alphabetical order under their medical group name. An asterisk (*) indicates a Top 15 performer for this measure based on risk adjusted results.

Affiliated Community Medical Centers

- Affiliated Community Medical Centers - Litchfield Clinic (East)*

Allina Health Clinics

- Allina Health - Bloomington (Aspen)
- Allina Health - Buffalo
- Allina Health - Centennial Lakes (Quello)*
- Allina Health - Coon Rapids
- Allina Health - Eagan
- Allina Health - Edina
- Allina Health - Farmington
- Allina Health - Highland Park (Aspen)*
- Allina Health - Isles
- Allina Health - Northfield
- Allina Health - Plymouth
- Allina Health - Shoreview*
- Allina Health - United Medical Specialties
- Allina Health - Vadnais Heights
- Allina Health - West St. Paul
- Allina Health - Woodbury

Allina Health Specialties

- Allina Health Specialties - Metropolitan Heart & Vascular Inst. Coon Rapids
- Allina Health Specialties - Minneapolis Heart Institute ANW
- Allina Health Specialties - United Heart and Vascular Clinic

Apple Valley Medical Clinic

- Apple Valley Medical Clinic - Family Practice*

CentraCare Health

- CentraCare Clinic - Becker
- CentraCare Clinic - Northway
- CentraCare Health Plaza-Family Medicine

Entira Family Clinics

- Entira Family Clinics - East Side
- Entira Family Clinics - Inver Grove Heights

- Entira Family Clinics - North St. Paul
- Entira Family Clinics - Shoreview
- Entira Family Clinics - Vadnais Heights*
- Entira Family Clinics - West St. Paul
- Entira Family Clinics - White Bear Lake/Banning Ave*
- Entira Family Clinics - White Bear Lake-Bellaire Avenue

Essentia Health

- EH West Moorhead*

Fairview Health Services

- Fairview Burnsville Clinic
- Fairview Crosstown Clinic
- Fairview Lakeville Clinic*
- Fairview Oxboro Clinic
- Fairview Prior Lake Clinic

HealthPartners Clinics

- HealthPartners - Arden Hills*
- HealthPartners - Bloomington
- HealthPartners - Brooklyn Center
- HealthPartners - Regions Specialty Ctr
- HealthPartners - Roseville*
- HealthPartners - West
- HealthPartners - Woodbury

Mayo Clinic Health System

- Mayo Clinic Health System Lake Crystal*
- Mayo Clinic Health System Mankato Specialty Clinic
- Mayo Clinic Health System Owatonna

Park Nicollet Health Services

- Park Nicollet Clinic - Bloomington
- Park Nicollet Clinic - Brookdale
- Park Nicollet Clinic - Burnsville
- Park Nicollet Clinic - Carlson
- Park Nicollet Clinic - Chanhassen
- Park Nicollet Clinic - Eagan
- Park Nicollet Clinic - Golden Valley*

- Park Nicollet Clinic - Heart and Vascular Center - Cardiology
- Park Nicollet Clinic - Minneapolis
- Park Nicollet Clinic - Plymouth
- Park Nicollet Clinic - Prairie Center*
- Park Nicollet Clinic - Shakopee
- Park Nicollet Clinic - St. Louis Park Family Medicine
- Park Nicollet Clinic - St. Louis Park Internal Medicine
- Park Nicollet Clinic - Wayzata
- Park Nicollet Clinic and Specialty Center - Maple Grove

Richfield Medical Group*

Sanford Health - Fargo Region

- Sanford Bemidji Main Clinic - Specialty Clinics
- Sanford Fargo Broadway Clinic - Internal Medicine
- Sanford Fargo Heart Center
- Sanford Fargo Southpointe Clinic - Family Medicine
- Sanford Fargo Southpointe Clinic - Internal Medicine
- Sanford Moorhead Clinic - Internal Medicine

Stillwater Medical Group

- Stillwater Medical Group - Curve Crest Clinic

University of Minnesota Physicians

- University of Minnesota Heart Care at Fairview Ridges Special Care Center
- University of Minnesota Heart Care at Fairview Southdale Hospital
- University of Minnesota Heart Care at University of Minnesota Medical Center

Biggest improvement from 2015-2016

Not applicable due to measure specification changes.

Clinic performance over time (2014-2016)

Not applicable due to measure specification changes.

PERFORMANCE HIGHLIGHTS FOR OPTIMAL VASCULAR CARE

Clinic Regional Results

Highest performers in 2016 by region

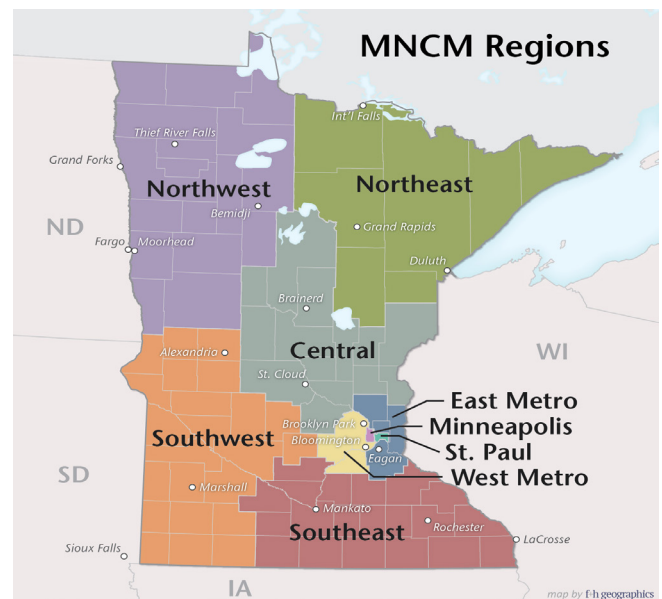
Clinic results showed differences in performance among the different geographic regions in Minnesota. Boundaries of the nine regions were determined by synthesizing health care and geopolitical data, including from the Metropolitan Council and State of Minnesota. The results have been organized to identify areas of the state with the highest proportion of high-performing clinics. The nine regions are listed below with the number of high-performing clinics shown along with the total number of clinics that submitted data. The high-performing clinics are listed under their medical group name in alphabetical order by region.

East Metro - 25 out of 74 (34 percent)

- | | | |
|---|---|---|
| <p>Allina Health Clinics</p> <ul style="list-style-type: none"> Allina Health - Coon Rapids Allina Health - Eagan Allina Health - Farmington Allina Health - Shoreview Allina Health - Vadnais Heights Allina Health - West St. Paul Allina Health - Woodbury <p>Allina Health Specialties</p> <ul style="list-style-type: none"> Allina Health Specialties - Metropolitan Heart & Vascular Inst. Coon Rapids <p>Apple Valley Medical Clinic</p> <ul style="list-style-type: none"> Apple Valley Medical Clinic - Family Practice <p>Entira Family Clinics</p> <ul style="list-style-type: none"> Entira Family Clinics - Inver Grove Heights | <ul style="list-style-type: none"> Entira Family Clinics - North St. Paul Entira Family Clinics - Shoreview Entira Family Clinics - Vadnais Heights Entira Family Clinics - West St. Paul Entira Family Clinics - White Bear Lake/ Banning Ave Entira Family Clinics - White Bear Lake- Bellaire Avenue <p>Fairview Health Services</p> <ul style="list-style-type: none"> Fairview Burnsville Clinic Fairview Lakeville Clinic <p>HealthPartners Clinics</p> <ul style="list-style-type: none"> HealthPartners - Arden Hills HealthPartners - Roseville HealthPartners - Woodbury | <p>Park Nicollet Health Services</p> <ul style="list-style-type: none"> Park Nicollet Clinic - Burnsville Park Nicollet Clinic - Eagan <p>Stillwater Medical Group</p> <ul style="list-style-type: none"> Stillwater Medical Group - Curve Crest Clinic <p>University of Minnesota Physicians</p> <ul style="list-style-type: none"> University of Minnesota Heart Care at Fairview Ridges Special Care Center |
|---|---|---|

West Metro - 25 out of 77 (32 percent)

- | | |
|--|---|
| <p>Allina Health Clinics</p> <ul style="list-style-type: none"> Allina Health - Bloomington Allina Health - Centennial Lakes (Quello) Allina Health - Edina Allina Health - Plymouth <p>Fairview Health Services</p> <ul style="list-style-type: none"> Fairview Crosstown Clinic Fairview Oxboro Clinic Fairview Prior Lake Clinic <p>HealthPartners Clinics</p> <ul style="list-style-type: none"> HealthPartners - Bloomington HealthPartners - Brooklyn Center HealthPartners - West <p>Park Nicollet Health Services</p> <ul style="list-style-type: none"> Park Nicollet Clinic - Bloomington Park Nicollet Clinic - Brookdale Park Nicollet Clinic - Carlson Park Nicollet Clinic - Chanhassen Park Nicollet Clinic - Golden Valley Park Nicollet Clinic - Heart and Vascular Center - Cardiology | <ul style="list-style-type: none"> Park Nicollet Clinic - Plymouth Park Nicollet Clinic - Prairie Center Park Nicollet Clinic - Shakopee Park Nicollet Clinic - St. Louis Park Family Medicine Park Nicollet Clinic - St. Louis Park Internal Medicine Park Nicollet Clinic - Wayzata Park Nicollet Clinic and Specialty Center - Maple Grove <p>Richfield Medical Group</p> <p>University of Minnesota Physicians</p> <ul style="list-style-type: none"> University of Minnesota Heart Care at Fairview Southdale Hospital |
|--|---|



PERFORMANCE HIGHLIGHTS FOR OPTIMAL VASCULAR CARE

Clinic Regional Results

Central - Four out of 60 (Seven percent)

- Allina Health Clinics
 - Allina Health - Buffalo
- CentraCare Health
 - CentraCare Clinic - Becker
 - CentraCare Clinic - Northway
 - CentraCare Health Plaza-Family Medicine

Minneapolis - Four out of 31 (13 percent)

- Allina Health Clinics
 - Allina Health - Isles
- Allina Health Specialties
 - Allina Health Specialties - Minneapolis Heart Institute ANW
- Park Nicollet Health Services
 - Park Nicollet Clinic - Minneapolis
- University of Minnesota Physicians
 - University of Minnesota Heart Care at University of Minnesota Medical Center

Saint Paul - Five out of 28 (18 percent)

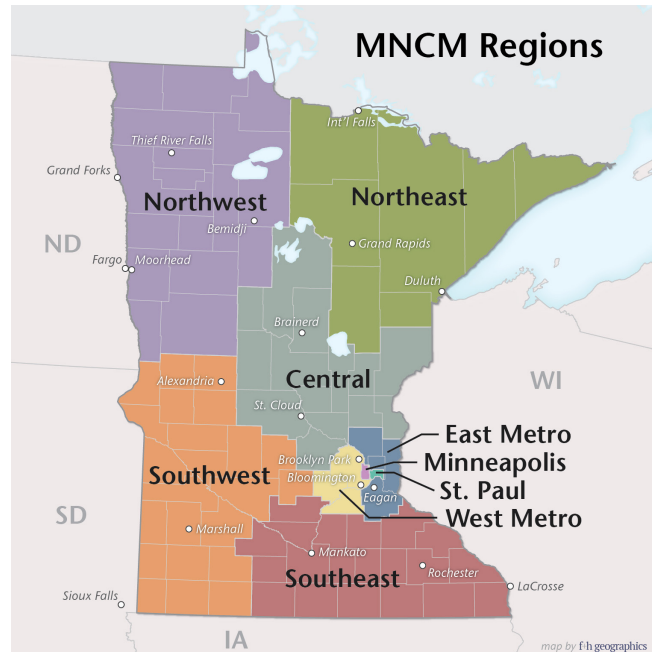
- Allina Health Clinics
 - Allina Health - Highland Park (Aspen)
 - Allina Health - United Medical Specialties
- Allina Health Specialties
 - Allina Health Specialties - United Heart and Vascular Clinic
- Entira Family Clinics
 - Entira Family Clinics - East Side
 - HealthPartners Clinics
- HealthPartners - Regions Specialty Ctr

Southeast - Four out of 49 (Eight percent)

- Allina Health Clinics
 - Allina Health - Northfield
- Mayo Clinic Health System
 - Mayo Clinic Health System Lake Crystal
 - Mayo Clinic Health System Mankato Specialty Clinic
 - Mayo Clinic Health System Owatonna

Southwest - One out of 34 (Three percent)

- Affiliated Community Medical Centers
 - Affiliated Community Medical Centers - Litchfield Clinic (East)



Northwest - Three out of 28 (11 percent)

- Essentia Health
 - EH West Moorhead
- Sanford Health - Fargo Region
 - Sanford Bemidji Main Clinic - Specialty Clinics
 - Sanford Moorhead Clinic - Internal Medicine

North Dakota - Four out of 27 (15 percent)

- Sanford Health - Fargo
 - Sanford Fargo Broadway Clinic - Internal Medicine
 - Sanford Fargo Heart Center
 - Sanford Fargo Southpointe Clinic - Family Medicine
 - Sanford Fargo Southpointe Clinic - Internal Medicine

PERFORMANCE HIGHLIGHTS FOR OPTIMAL VASCULAR CARE

Medical Group Results

Highest performers in 2016

Results by medical group showed an average of 66 percent of patients with vascular disease met all four required components in this measure. **Apple Valley Medical Clinic** set the benchmark of 83 percent. Based on risk adjusted results, there were 14 of 85 medical groups with rates that were statistically above the expected result for their patient mix. The high-performing medical groups are listed below from high to low performance. An asterisk (*) indicates Top 5 performer for this measure based on risk adjusted results.

- Apple Valley Medical Clinic*
- Richfield Medical Group*
- Park Nicollet Health Services*
- Entira Family Clinics*
- Stillwater Medical Group
- University of Minnesota Physicians*
- Allina Health Specialties
- Allina Health Clinics
- Mankato Clinic, Ltd.
- Fairview Health Services
- Sanford Health - Fargo Region
- CentraCare Health
- HealthPartners Clinics
- Mayo Clinic Health System

Biggest improvement from 2015 – 2016

Not applicable due to measure specification changes.

Medical group performance overtime (2014 – 2016)

Not applicable due to measure specification changes.

Please see next page.

NEW MEASURES/ MEASURES WITH SPECIFICATION CHANGES FOR 2016 REPORTING

Depression Remission, Response, and PHQ-9 Follow-Up at Six Months

Depression **Remission** at Six Months is defined as the percentage of patients with major depression or dysthymia and an initial PHQ-9 score greater than nine whose six month PHQ-9 score was less than five. The statewide rate for Depression **Remission** at Six Months is eight percent. **Table 4** displays the details of the statewide rate.

Depression **Response** at Six Months is defined as the percentage of patients whose PHQ-9 score at six months decreased by at least 50 percent from their initial PHQ-9 score. The statewide rate for Depression **Response** at Six Months is 13 percent. **Table 4** displays the details of the statewide rate.

PHQ-9 Follow-up at Six Months is defined as the percentage of patients with a diagnosis of major depression or dysthymia and a PHQ-9 score at the index contact greater than nine who have a follow-up PHQ-9 test at six months from the index contact date. The statewide rate for PHQ-9 Follow-up at Six Months is 32 percent. **Table 4** displays the details of the statewide rate.

Data collected for this measure are submitted directly to MNMCM by medical groups/clinics from electronic health records or paper-based medical charts.

TABLE 4: STATEWIDE RATE FOR DEPRESSION REMISSION, RESPONSE, AND PHQ-9 FOLLOW-UP AT SIX MONTHS

	Statewide Average	95% CI	Numerator (Patients who met treatment goals)	Denominator
Depression Remission at Six Months	8.0%	7.8%-8.2%	6,401	80,362
Depression Response at Six Months	13.5%	13.2%-13.7%	10,826	80,362
PHQ-9 Follow-Up at Six Months	32.4%	32.1%-32.8%	26,074	80,362

THERE IS NO TREND CHART BECAUSE THE MEASURE SPECIFICATION CHANGED FOR THIS MEASURE.

PERFORMANCE HIGHLIGHTS FOR DEPRESSION REMISSION AT SIX MONTHS

Clinic Results

Highest performers in 2016

Clinic results showed that average of eight percent of patients with depression were in remission at six months (had a PHQ-9 score of less than five). **Entira Family Clinics - West St. Paul** set the benchmark of 46 percent. Based on risk adjusted results, there were 78 of 461 clinics with rates that were statistically above the expected result for their patient mix. The high-performing clinics are listed below in alphabetical order under their medical group name. An asterisk (*) indicates a Top 15 performer for this measure based on risk adjusted results.

Allina Health Clinics

- Allina Health - Annandale
- Allina Health - Blaine
- Allina Health - Buffalo
- Allina Health - Cambridge
- Allina Health - Centennial Lakes (Quello)
- Allina Health - Coon Rapids
- Allina Health - Cottage Grove
- Allina Health - Dean Lakes
- Allina Health - Eagan
- Allina Health - Elk River
- Allina Health - Faribault
- Allina Health - Farmington
- Allina Health - Forest Lake
- Allina Health - Isles
- Allina Health - Maplewood (Aspen)
- Allina Health - Plymouth
- Allina Health - Savage (Quello)
- Allina Health - Shoreview
- Allina Health - St. Michael
- Allina Health - Vadnais Heights
- Allina Health - West St. Paul
- Allina Health - Woodbury

CentraCare Health

- CentraCare Clinic- Big Lake

Entira Family Clinics

- Entira Family Clinics - Como/Roseville
- Entira Family Clinics - Highland*
- Entira Family Clinics - Inver Grove Heights
- Entira Family Clinics - Maplewood/Battle Creek
- Entira Family Clinics - North St. Paul
- Entira Family Clinics - Shoreview
- Entira Family Clinics - Vadnais Heights
- Entira Family Clinics - West St. Paul*

- Entira Family Clinics - White Bear Lake/Banning Ave
- Entira Family Clinics - White Bear Lake-Bellaire Avenue
- Entira Family Clinics - Woodbury

Essentia Health

- EH Central Pillager Clinic
- EH Central Pine River Clinic*
- EH East Deer River Clinic
- EH East Grand Rapids Clinic*
- EH East Hayward Clinic
- EH East Hermantown Clinic
- EH East Hibbing Clinic
- EH East Lakewalk Clinic*
- EH East Northern Pines Clinic
- EH East Proctor Clinic
- EH East Spooner Clinic*
- EH East Superior Clinic
- EH East Virginia Clinic
- EH East West Duluth Clinic*
- EH West Detroit Lakes Clinic
- EH West South University Clinic
- EH West Valley City Clinic

Fairview Health Services

- Fairview Andover Clinic
- Fairview Elk River Clinic

HealthPartners Clinics

- HealthPartners - Arden Hills
- HealthPartners - Maplewood
- HealthPartners - Regions BH Maplewood
- HealthPartners - Riverside Behav Hlth
- HealthPartners - Roseville

Mankato Clinic, Ltd.

- Mankato Clinic - Department of Psychiatry & Psychology

Mayo Clinic

- Mayo Clinic - Northeast
- Mayo Clinic - Northwest

Olmsted Medical Center

- Olmsted Medical Center - Byron Clinic*
- Olmsted Medical Center - Pine Island Clinic*

Park Nicollet Health Services

- Park Nicollet Clinic - Bloomington*
- Park Nicollet Clinic - Brookdale
- Park Nicollet Clinic - Carlson
- Park Nicollet Clinic - Champlin
- Park Nicollet Clinic - Chanhassen*
- Park Nicollet Clinic - Eagan*
- Park Nicollet Clinic - Golden Valley
- Park Nicollet Clinic - Minneapolis*
- Park Nicollet Clinic - Plymouth
- Park Nicollet Clinic - Prairie Center
- Park Nicollet Clinic - Shorewood
- Park Nicollet Clinic - St. Louis Park Family Medicine
- Park Nicollet Clinic - St. Louis Park Psychiatry
- Park Nicollet Clinic - Wayzata*
- Park Nicollet Clinic and Specialty Center - Maple Grove*

Biggest improvement from 2015–2016

Not applicable due to measure specification changes.

Clinic performance over time (2014-2016)

Not applicable due to measure specification changes.

PERFORMANCE HIGHLIGHTS FOR DEPRESSION REMISSION AT SIX MONTHS

Regional Clinic Results

Highest performers in 2016 by region

Clinic results showed differences in performance among the different geographic regions in Minnesota. Boundaries of the nine regions were determined by synthesizing health care and geopolitical data, including from the Metropolitan Council and State of Minnesota. The results have been organized to identify areas of the state with the highest proportion of high-performing clinics. The nine regions are listed below with the number of high-performing clinics shown along with the total number of clinics that submitted data. The high-performing clinics are listed under their medical group name in alphabetical order by region.

East Metro - 26 out of 85 (31 percent)

Allina Health Clinics

- Allina Health - Blaine
- Allina Health - Coon Rapids
- Allina Health - Cottage Grove
- Allina Health - Eagan
- Allina Health - Farmington
- Allina Health - Forest Lake
- Allina Health - Maplewood (Aspen)
- Allina Health - Shoreview
- Allina Health - Vadnais Heights
- Allina Health - West St. Paul
- Allina Health - Woodbury

Entira Family Clinics

- Entira Family Clinics - Inver Grove Heights
- Entira Family Clinics - Maplewood/Battle Creek
- Entira Family Clinics - North St. Paul
- Entira Family Clinics - Shoreview
- Entira Family Clinics - Vadnais Heights
- Entira Family Clinics - West St. Paul
- Entira Family Clinics - White Bear Lake/Banning Ave
- Entira Family Clinics - White Bear Lake-Bellaire Avenue

Entira Family Clinics - Woodbury

- Fairview Health Services
- Fairview Andover Clinic
- HealthPartners Clinics
- HealthPartners - Arden Hills
- HealthPartners - Maplewood
- HealthPartners - Regions BH Maplewood
- HealthPartners - Roseville
- Park Nicollet Health Services
- Park Nicollet Clinic - Eagan

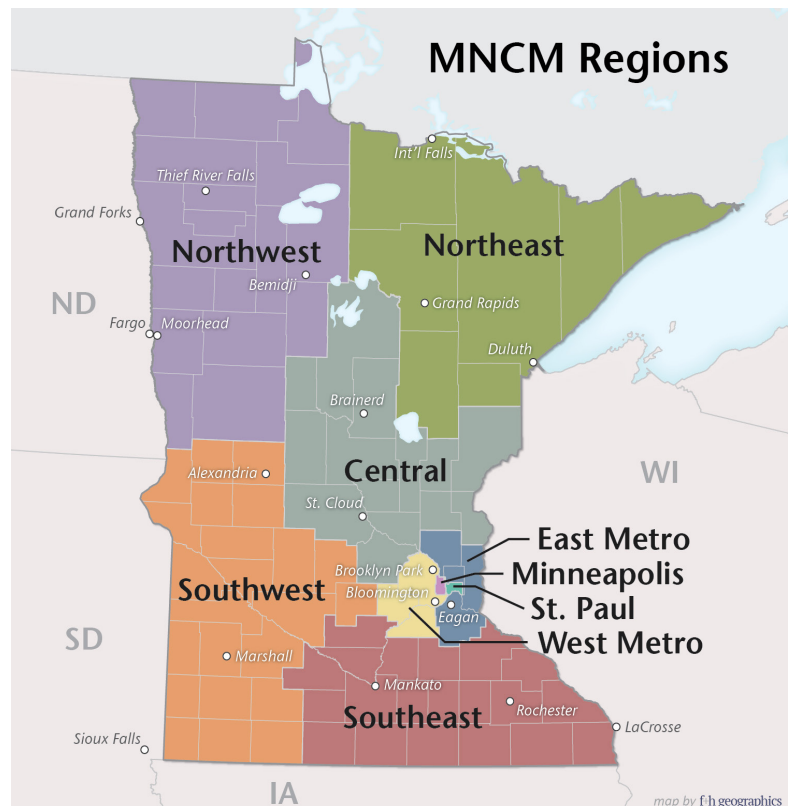
West Metro - 17 out of 75 (23 percent)

Allina Health Clinics

- Allina Health - Centennial Lakes (Quello)
- Allina Health - Dean Lakes
- Allina Health - Plymouth
- Allina Health - Savage (Quello)

Park Nicollet Health Services

- Park Nicollet Clinic - Bloomington
- Park Nicollet Clinic - Brookdale
- Park Nicollet Clinic - Carlson
- Park Nicollet Clinic - Champlin
- Park Nicollet Clinic - Chanhassen
- Park Nicollet Clinic - Golden Valley
- Park Nicollet Clinic - Plymouth
- Park Nicollet Clinic - Prairie Center
- Park Nicollet Clinic - Shorewood
- Park Nicollet Clinic - St. Louis Park Family Medicine
- Park Nicollet Clinic - St. Louis Park Psychiatry
- Park Nicollet Clinic - Wayzata
- Park Nicollet Clinic and Specialty Center - Maple Grove



PERFORMANCE HIGHLIGHTS FOR DEPRESSION REMISSION AT SIX MONTHS

Regional Clinic Results

Central - Nine out of 56 (16 percent)

- Allina Health Clinics
 - Allina Health - Annandale
 - Allina Health - Buffalo
 - Allina Health - Cambridge
 - Allina Health - Elk River
 - Allina Health - St. Michael
- CentraCare Health
 - CentraCare Clinic- Big Lake
- Essentia Health
 - EH Central Pillager Clinic
 - EH Central Pine River Clinic
- Fairview Health Services
 - Fairview Elk River Clinic

Minneapolis - Three out of 41 (Seven percent)

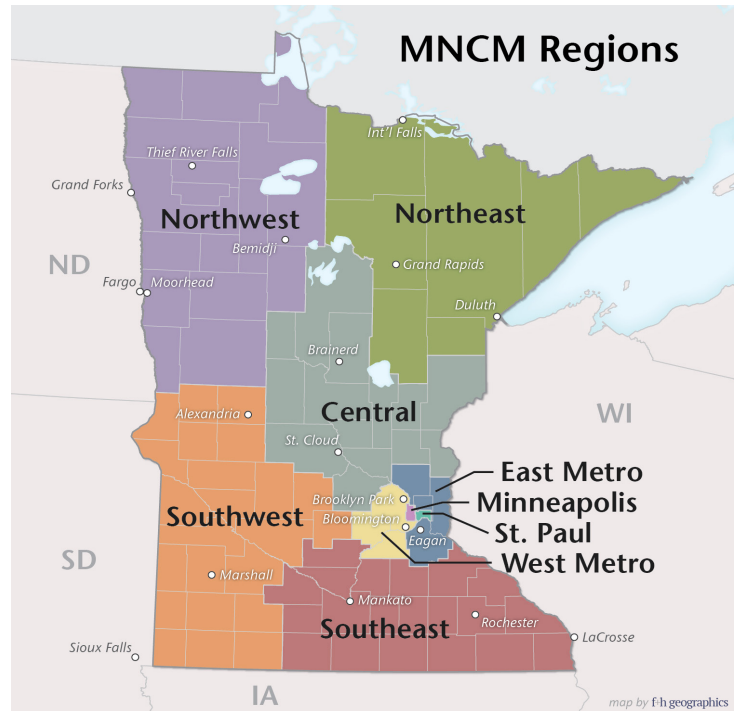
- Allina Health Clinics
 - Allina Health - Isles
- HealthPartners Clinics
 - HealthPartners - Riverside Behav Hlth
- Park Nicollet Health Services
 - Park Nicollet Clinic - Minneapolis

Saint Paul - Two out of 31 (Six percent)

- Entira Family Clinics
 - Entira Family Clinics - Como/Roseville
 - Entira Family Clinics - Highland

Southeast - Six out of 57 (11 percent)

- Allina Health Clinics
 - Allina Health - Faribault
- Mankato Clinic, Ltd.
 - Mankato Clinic - Department of Psychiatry & Psychology
- Mayo Clinic
 - Mayo Clinic - Northeast
 - Mayo Clinic - Northwest
- Olmsted Medical Center
 - Olmsted Medical Center - Byron Clinic
 - Olmsted Medical Center - Pine Island Clinic



Northeast - Nine out of 32 (28 percent)

- Essentia Health
 - EH East Deer River Clinic
 - EH East Grand Rapids Clinic
 - EH East Hermantown Clinic
 - EH East Hibbing Clinic
 - EH East Lakewalk Clinic
 - EH East Northern Pines Clinic
 - EH East Proctor Clinic
 - EH East Virginia Clinic
 - EH East West Duluth Clinic

Northwest - One out of 15 (Seven percent)

- Essentia Health
 - EH West Detroit Lakes Clinic

North Dakota - Two out of 20 (10 percent)

- Essentia Health
 - EH West South University Clinic
 - EH West Valley City Clinic

Wisconsin - Three out of Eight (38 percent)

- Essentia Health
 - EH East Hayward Clinic
 - EH East Spooner Clinic
 - EH East Superior Clinic

PERFORMANCE HIGHLIGHTS FOR DEPRESSION REMISSION AT SIX MONTHS

Medical Group Results

Highest performers in 2016

Results by medical group showed an average of eight percent of patients with depression were in remission at six months (had a PHQ-9 score of less than five). **Entira Family Clinics** set the benchmark of 20 percent. Based on risk adjusted results, there were five of 97 medical groups with rates that were statistically above the expected result for their patient mix. The high-performing medical groups are listed below from high to low performance. An asterisk (*) indicates a Top 5 performer for this measure based on risk adjusted results.

- Entira Family Clinics*
- Park Nicollet Health Services*
- Essentia Health*
- Allina Health Clinics*
- HealthPartners Clinics*

Biggest improvement from 2015–2016

Not applicable due to measure specification changes.

Clinic performance over time (2014-2016)

Not applicable due to measure specification changes.

PERFORMANCE HIGHLIGHTS FOR DEPRESSION RESPONSE AT SIX MONTHS

Clinic Results

Highest performers in 2016

Clinic results showed that an average of 13 percent of patients with depression had a PHQ-9 score at six month decreased by at least 50 percent from their initial PHQ-9 score. **Entira Family Clinics - West St. Paul** set the benchmark of 52 percent. Based on risk adjusted results, there were 91 of 461 clinics with rates that were statistically above the expected result for their patient mix. The high-performing clinics are listed below in alphabetical order under their medical group name. An asterisk (*) indicates a Top 15 performer for this measure based on risk adjusted results.

Allina Health Clinics

- Allina Health - Annandale
- Allina Health - Buffalo
- Allina Health - Cambridge
- Allina Health - Centennial Lakes (Quello)
- Allina Health - Champlin
- Allina Health - Coon Rapids
- Allina Health - Cottage Grove
- Allina Health - Eagan
- Allina Health - Edina
- Allina Health - Elk River
- Allina Health - Faribault
- Allina Health - Farmington
- Allina Health - First Street
- Allina Health - Forest Lake
- Allina Health - Isles
- Allina Health - Maple Grove
- Allina Health - Maplewood (Aspen)
- Allina Health - North Branch
- Allina Health - Northfield
- Allina Health - Ramsey
- Allina Health - Richfield
- Allina Health - Savage (Quello)
- Allina Health - Shoreview
- Allina Health - St. Michael
- Allina Health - Uptown
- Allina Health - Vadnais Heights
- Allina Health - West St. Paul
- Allina Health - Woodbury

Allina Health Specialties

- Allina Health Specialties - New Ulm Medical Center

CentraCare Health

- CentraCare Clinic- Big Lake

Entira Family Clinics

- Entira Family Clinics - Como/Roseville
- Entira Family Clinics - Highland*
- Entira Family Clinics - Inver Grove Heights

- Entira Family Clinics - Maplewood/Battle Creek
- Entira Family Clinics - North St. Paul*
- Entira Family Clinics - Shoreview
- Entira Family Clinics - Vadnais Heights
- Entira Family Clinics - West St. Paul*
- Entira Family Clinics - White Bear Lake/Banning Ave
- Entira Family Clinics - White Bear Lake-Bellaire Avenue
- Entira Family Clinics - Woodbury*

Essentia Health

- EH Central Pillager Clinic
- EH Central Pine River Clinic
- EH East Deer River Clinic
- EH East Ely Clinic
- EH East Grand Rapids Clinic*
- EH East Hayward Clinic
- EH East Hermantown Clinic*
- EH East Hibbing Clinic
- EH East Lakewalk Clinic*
- EH East Northern Pines Clinic
- EH East Proctor Clinic
- EH East Spooner Clinic
- EH East Superior Clinic
- EH East Virginia Clinic
- EH East West Duluth Clinic*
- EH West Detroit Lakes Clinic
- EH West South University Clinic
- EH West Valley City Clinic
- EH West West Fargo Clinic

Fairview Health Services

- Fairview Andover Clinic
- Fairview Elk River Clinic

HealthPartners Clinics

- HealthPartners - Arden Hills
- HealthPartners - Inver Grove Behav Hlth
- HealthPartners - Lino Lakes

- HealthPartners - Maplewood
- HealthPartners - Regions BH Maplewood
- HealthPartners - Regions BH Woodbury
- HealthPartners - Riverside Behav Hlth
- HealthPartners - Roseville

Mankato Clinic, Ltd.

- Mankato Clinic - Department of Psychiatry & Psychology

Mayo Clinic

- Mayo Clinic - Northeast
- Mayo Clinic - Northwest

Native American Community Clinic

North Memorial

- North Memorial Clinic, Silver Lake - St. Anthony

Olmsted Medical Center

- Olmsted Medical Center - Byron Clinic
- Olmsted Medical Center - Pine Island Clinic*

Park Nicollet Health Services

- Park Nicollet Clinic - Bloomington*
- Park Nicollet Clinic - Brookdale
- Park Nicollet Clinic - Carlson
- Park Nicollet Clinic - Champlin*
- Park Nicollet Clinic - Chanhassen*
- Park Nicollet Clinic - Eagan*
- Park Nicollet Clinic - Golden Valley
- Park Nicollet Clinic - Minneapolis*
- Park Nicollet Clinic - Plymouth
- Park Nicollet Clinic - Prairie Center
- Park Nicollet Clinic - Shorewood
- Park Nicollet Clinic - St. Louis Park Psychiatry
- Park Nicollet Clinic - Wayzata
- Park Nicollet Clinic and Specialty Center - Maple Grove*

Biggest improvement from 2015–2016

Not applicable due to measure specification changes.

Clinic performance over time (2014-2016)

Not applicable due to measure specification changes.

PERFORMANCE HIGHLIGHTS FOR DEPRESSION RESPONSE AT SIX MONTHS

Regional Clinic Results

Highest performers in 2016 by region

Clinic results showed differences in performance among the different geographic regions in Minnesota. Boundaries of the nine regions were determined by synthesizing health care and geopolitical data, including from the Metropolitan Council and State of Minnesota. The results have been organized to identify areas of the state with the highest proportion of high-performing clinics. The nine regions are listed below with the number of high-performing clinics shown along with the total number of clinics that submitted data. The high-performing clinics are listed under their medical group name in alphabetical order by region.

East Metro - 31 out of 85 (36 percent)

Allina Health Clinics

- Allina Health - Coon Rapids
- Allina Health - Cottage Grove
- Allina Health - Eagan
- Allina Health - Farmington
- Allina Health - First Street
- Allina Health - Forest Lake
- Allina Health - Maplewood (Aspen)
- Allina Health - Ramsey
- Allina Health - Shoreview
- Allina Health - Vadnais Heights
- Allina Health - West St. Paul
- Allina Health - Woodbury

Entira Family Clinics

- Entira Family Clinics - Inver Grove Heights
 - Entira Family Clinics - Maplewood/Battle Creek
 - Entira Family Clinics - North St. Paul
 - Entira Family Clinics - Shoreview
 - Entira Family Clinics - Vadnais Heights
 - Entira Family Clinics - West St. Paul
 - Entira Family Clinics - White Bear Lake/Banning Ave
 - Entira Family Clinics - White Bear Lake-Bellaire Avenue
 - Entira Family Clinics - Woodbury
- Fairview Health Services**
- Fairview Andover Clinic

HealthPartners Clinics

- HealthPartners - Arden Hills
- HealthPartners - Inver Grove Behav Hlth
- HealthPartners - Lino Lakes
- HealthPartners - Maplewood
- HealthPartners - Regions BH Maplewood
- HealthPartners - Regions BH Woodbury
- HealthPartners - Roseville

North Memorial

- North Memorial Clinic, Silver Lake - St. Anthony

Park Nicollet Health Services

- Park Nicollet Clinic - Eagan

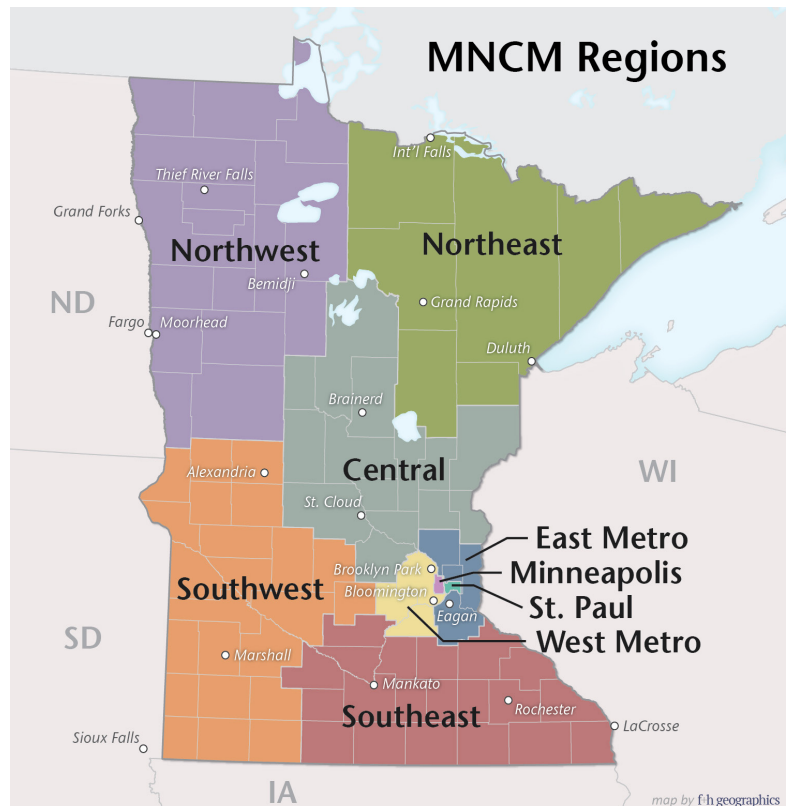
West Metro - 18 out of 76 (24 percent)

Allina Health Clinics

- Allina Health - Centennial Lakes (Quello)
- Allina Health - Champlin
- Allina Health - Edina
- Allina Health - Maple Grove
- Allina Health - Richfield
- Allina Health - Savage (Quello)

Park Nicollet Health Services

- Park Nicollet Clinic - Bloomington
- Park Nicollet Clinic - Brookdale
- Park Nicollet Clinic - Carlson
- Park Nicollet Clinic - Champlin
- Park Nicollet Clinic - Chanhassen
- Park Nicollet Clinic - Golden Valley
- Park Nicollet Clinic - Plymouth
- Park Nicollet Clinic - Prairie Center
- Park Nicollet Clinic - Shorewood
- Park Nicollet Clinic - St. Louis Park Psychiatry
- Park Nicollet Clinic - Wayzata
- Park Nicollet Clinic and Specialty Center - Maple Grove



PERFORMANCE HIGHLIGHTS FOR DEPRESSION RESPONSE AT SIX MONTHS

Regional Clinic Results

Central - 10 out of 56 (18 percent)

- Allina Health Clinics
 - Allina Health - Annandale
 - Allina Health - Buffalo
 - Allina Health - Cambridge
 - Allina Health - Elk River
 - Allina Health - North Branch
 - Allina Health - St. Michael
- CentraCare Health
 - CentraCare Clinic- Big Lake
- Essentia Health
 - EH Central Pillager Clinic
 - EH Central Pine River Clinic
- Fairview Health Services
 - Fairview Elk River Clinic

Minneapolis - Five out of 41 (12 percent)

- Allina Health Clinics
 - Allina Health - Isles
 - Allina Health - Uptown
- HealthPartners Clinics
 - HealthPartners - Riverside Behav Hlth
- Native American Community
 - Clinic
- Park Nicollet Health Services
 - Park Nicollet Clinic - Minneapolis

Saint Paul - Two out of 31 (Six percent)

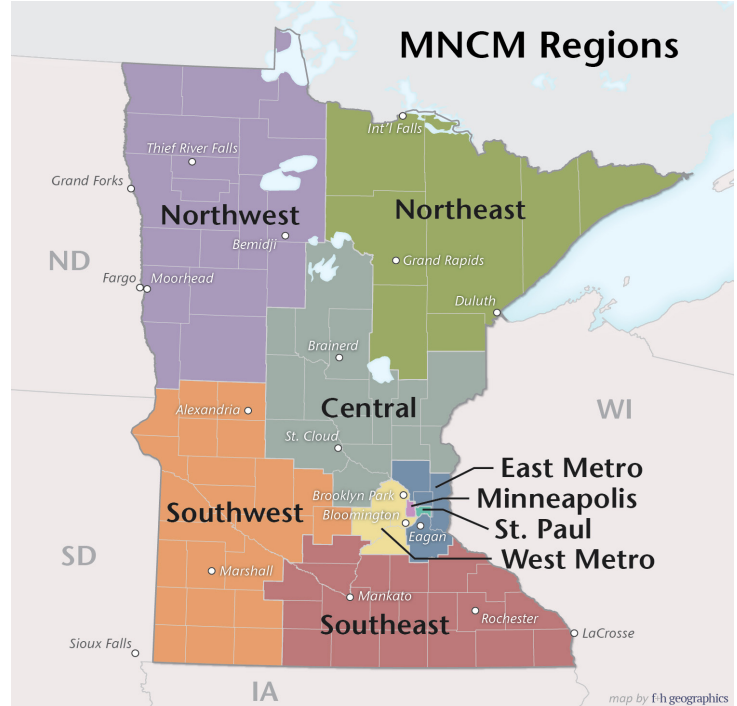
- Entira Family Clinics
 - Entira Family Clinics - Como/Roseville
 - Entira Family Clinics - Highland

Southeast - Eight out of 57 (14 percent)

- Allina Health Clinics
 - Allina Health - Faribault
 - Allina Health - Northfield
- Allina Health Specialties
 - Allina Health Specialties - New Ulm Medical Center
- Mankato Clinic, Ltd.
 - Mankato Clinic - Department of Psychiatry & Psychology
- Mayo Clinic
 - Mayo Clinic - Northeast
 - Mayo Clinic - Northwest
- Olmsted Medical Center
 - Olmsted Medical Center - Byron Clinic
 - Olmsted Medical Center - Pine Island Clinic

Northeast - 10 out of 32 (31 percent)

- Essentia Health
 - EH East Deer River Clinic
 - EH East Ely Clinic
 - EH East Grand Rapids Clinic
 - EH East Hermantown Clinic
 - EH East Hibbing Clinic
 - EH East Lakewalk Clinic
 - EH East Northern Pines Clinic
 - EH East Proctor Clinic
 - EH East Virginia Clinic
 - EH East West Duluth Clinic



Northwest - One out of 15 (Seven percent)

- Essentia Health
 - EH West Detroit Lakes Clinic

North Dakota - Three out of 20 (15 percent)

- Essentia Health
 - EH West South University Clinic
 - EH West Valley City Clinic
 - EH West West Fargo Clinic

Wisconsin - Three out of Eight (38 percent)

- Essentia Health
 - EH East Hayward Clinic
 - EH East Spooner Clinic
 - EH East Superior Clinic

PERFORMANCE HIGHLIGHTS FOR DEPRESSION RESPONSE AT SIX MONTHS

Medical Group Results

Highest performers in 2016

Medical group results showed that an average of 13 percent of patients with depression had a PHQ-9 score at six month decreased by at least 50 percent from their initial PHQ-9 score. **Entira Family Clinics** set the benchmark of 30 percent. Based on risk adjusted results, there were seven of 97 medical groups with rates that were statistically above the expected result for their patient mix. The high-performing medical groups are listed below from high to low performance. An asterisk (*) indicates a Top 5 performer for this measure based on risk adjusted results.

- Entira Family Clinics*
- Park Nicollet Health Services*
- Essentia Health*
- Allina Health Clinics*
- HealthPartners Clinics
- Mankato Clinic, Ltd.
- Native American Community Clinic*

Biggest improvement from 2015–2016

Not applicable due to measure specification changes.

Clinic performance over time (2014-2016)

Not applicable due to measure specification changes.

PERFORMANCE HIGHLIGHTS FOR PHQ-9 FOLLOW-UP AT SIX MONTHS

Clinic Results

Highest performers in 2016

Clinic results showed an average of 32 percent of patients with a diagnosis of major depression or dysthymia and a PHQ-9 score at the index contact greater than nine had a follow-up PHQ-9 test at six months from the index contact date. **Entira Family Clinics - West St. Paul** set the benchmark of 78 percent. Based on risk adjusted results, there were 112 of 461 clinics with rates that were statistically above the expected result for their patient mix. The high-performing clinics are listed below in alphabetical order under their medical group name. An asterisk (*) indicates a Top 15 performer for this measure based on risk adjusted results.

Allina Health Clinics

- Allina Health - Annandale
- Allina Health - Bandana Square (Aspen)
- Allina Health - Blaine
- Allina Health - Bloomington (Aspen)
- Allina Health - Brooklyn Park
- Allina Health - Buffalo
- Allina Health - Cambridge
- Allina Health - Centennial Lakes (Quello)
- Allina Health - Champlin
- Allina Health - Chaska
- Allina Health - Coon Rapids
- Allina Health - Cottage Grove
- Allina Health - Eagan
- Allina Health - East Lake Street (Aspen)
- Allina Health - Edina
- Allina Health - Elk River
- Allina Health - Faribault
- Allina Health - Farmington
- Allina Health - First Street
- Allina Health - Forest Lake
- Allina Health - Isles
- Allina Health - Maple Grove
- Allina Health - Maplewood (Aspen)
- Allina Health - Nicollet Mall
- Allina Health - Northfield
- Allina Health - Ramsey
- Allina Health - Richfield
- Allina Health - Savage (Quello)
- Allina Health - Shakopee
- Allina Health - Shoreview
- Allina Health - St. Michael
- Allina Health - Uptown
- Allina Health - Vadnais Heights
- Allina Health - West St. Paul
- Allina Health - Woodbury

Allina Health Specialties

- Allina Health Specialties - Allina Mental Health Mpls Abbott
- Allina Health Specialties - Allina Mental Health United
- Allina Health Specialties - Allina Mental Health Unity
- Allina Health Specialties - New Ulm Medical Center

Boynton Health Service

CentraCare Health

- CentraCare Clinic- Big Lake
- CentraCare Health Plaza-Internal Medicine

Entira Family Clinics

- Entira Family Clinics - Como/Roseville
- Entira Family Clinics - East Side
- Entira Family Clinics - Highland*
- Entira Family Clinics - Inver Grove Heights
- Entira Family Clinics - Maplewood/Battle Creek
- Entira Family Clinics - North St. Paul*
- Entira Family Clinics - Shoreview
- Entira Family Clinics - Vadnais Heights
- Entira Family Clinics - West St. Paul*
- Entira Family Clinics - White Bear Lake/Banning Ave
- Entira Family Clinics - White Bear Lake-Bellaire Avenue*
- Entira Family Clinics - Woodbury

Essentia Health

- EH Central Brainerd Clinic
- EH Central Pillager Clinic
- EH Central Pine River Clinic
- EH East Ashland Clinic
- EH East Deer River Clinic
- EH East Duluth Clinic
- EH East Duluth Clinic 1st St
- EH East Grand Rapids Clinic
- EH East Hayward Clinic
- EH East Hermantown Clinic
- EH East Hibbing Clinic
- EH East International Falls Clinic
- EH East Lakewalk Clinic*
- EH East Northern Pines Clinic
- EH East Proctor Clinic
- EH East Spooner Clinic
- EH East Superior Clinic
- EH East Virginia Clinic
- EH East West Duluth Clinic*
- EH West Detroit Lakes Clinic
- EH West Fosston Clinic
- EH West South University Clinic
- EH West Valley City Clinic
- EH West West Fargo Clinic

Fairview Health Services

- Fairview Andover Clinic
- FirstLight Health System
- FirstLight Health System - Mora

HealthPartners Clinics

- HealthPartners - Arden Hills
- HealthPartners - Inver Grove Behav Hlth
- HealthPartners - Lino Lakes
- HealthPartners - Maplewood
- HealthPartners - Regions BH Maplewood*
- HealthPartners - Regions BH St Paul*
- HealthPartners - Regions BH Woodbury*
- HealthPartners - Riverside Behav Hlth
- HealthPartners - Roseville
- HealthPartners - West Behav Hlth*

Mankato Clinic, Ltd.

- Mankato Clinic - Department of Psychiatry & Psychology*

Mayo Clinic

- Mayo Clinic - Northeast

Native American Community Clinic

NorthPoint Health & Wellness Center

Olmsted Medical Center

- Olmsted Medical Center - Rochester Southeast - Psychiatry

Park Nicollet Health Services

- Park Nicollet Clinic - Bloomington*
- Park Nicollet Clinic - Brookdale
- Park Nicollet Clinic - Carlson
- Park Nicollet Clinic - Champlin
- Park Nicollet Clinic - Chanhassen
- Park Nicollet Clinic - Creekside
- Park Nicollet Clinic - Eagan*
- Park Nicollet Clinic - Golden Valley
- Park Nicollet Clinic - Minneapolis*
- Park Nicollet Clinic - Plymouth
- Park Nicollet Clinic - Shorewood
- Park Nicollet Clinic - St. Louis Park Psychiatry
- Park Nicollet Clinic - Wayzata
- Park Nicollet Clinic and Specialty Center - Maple Grove*

Sanford Health - Fargo Region

- Sanford Fargo Professional Building - Behavioral Health

St. Luke's Clinics

- St Luke's Clinics-Mental Health

University of Minnesota Physicians

- University of Minnesota Health - Psychiatry Clinic

PERFORMANCE HIGHLIGHTS FOR PHQ-9 FOLLOW-UP AT SIX MONTHS

Clinic Results

Biggest improvement from 2015–2016

Not applicable due to measure specification changes.

Clinic performance over time (2014-2016)

Not applicable due to measure specification changes.

PERFORMANCE HIGHLIGHTS FOR PHQ-9 FOLLOW-UP AT SIX MONTHS

Regional Clinic Results

Highest performers in 2016 by region

Clinic results showed differences in performance among the different geographic regions in Minnesota. Boundaries of the nine regions were determined by synthesizing health care and geopolitical data, including from the Metropolitan Council and State of Minnesota. The results have been organized to identify areas of the state with the highest proportion of high-performing clinics. The nine regions are listed below with the number of high-performing clinics shown along with the total number of clinics that submitted data. The high-performing clinics are listed under their medical group name in alphabetical order by region.

East Metro - 32 out of 85 (38 percent)

Allina Health Clinics

- Allina Health - Blaine
- Allina Health - Coon Rapids
- Allina Health - Cottage Grove
- Allina Health - Eagan
- Allina Health - Farmington
- Allina Health - First Street
- Allina Health - Forest Lake
- Allina Health - Maplewood (Aspen)
- Allina Health - Ramsey
- Allina Health - Shoreview
- Allina Health - Vadnais Heights
- Allina Health - West St. Paul
- Allina Health - Woodbury

Allina Health Specialties

- Allina Health Specialties - Allina Mental Health Unity

Entira Family Clinics

- Entira Family Clinics - Inver Grove Heights
- Entira Family Clinics - Maplewood/Battle Creek
- Entira Family Clinics - North St. Paul
- Entira Family Clinics - Shoreview
- Entira Family Clinics - Vadnais Heights
- Entira Family Clinics - West St. Paul
- Entira Family Clinics - White Bear Lake/Banning Ave
- Entira Family Clinics - White Bear Lake-Bellaire Avenue
- Entira Family Clinics - Woodbury

Fairview Health Services

- Fairview Andover Clinic

HealthPartners Clinics

- HealthPartners - Arden Hills
- HealthPartners - Inver Grove Behav Hlth
- HealthPartners - Lino Lakes
- HealthPartners - Maplewood
- HealthPartners - Regions BH Maplewood
- HealthPartners - Regions BH Woodbury
- HealthPartners - Roseville

Park Nicollet Health Services

- Park Nicollet Clinic - Eagan

East Metro - 23 out of 85 (27 percent)

Allina Health Clinics

- Allina Health - Bloomington (Aspen)
- Allina Health - Brooklyn Park
- Allina Health - Centennial Lakes (Quello)
- Allina Health - Champlin
- Allina Health - Chaska
- Allina Health - Edina
- Allina Health - Maple Grove
- Allina Health - Richfield
- Allina Health - Savage (Quello)
- Allina Health - Shakopee

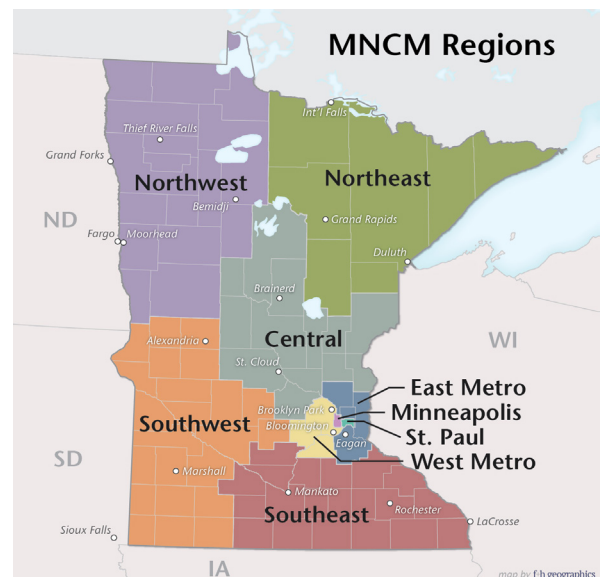
HealthPartners Clinics

- HealthPartners - West Behav Hlth

Park Nicollet Health Services

- Park Nicollet Clinic - Bloomington
- Park Nicollet Clinic - Brookdale
- Park Nicollet Clinic - Carlson
- Park Nicollet Clinic - Champlin
- Park Nicollet Clinic - Chanhassen
- Park Nicollet Clinic - Creekside
- Park Nicollet Clinic - Golden Valley
- Park Nicollet Clinic - Plymouth
- Park Nicollet Clinic - Shorewood

- Park Nicollet Clinic - St. Louis Park Psychiatry
- Park Nicollet Clinic - Wayzata
- Park Nicollet Clinic and Specialty Center - Maple Grove



PERFORMANCE HIGHLIGHTS FOR PHQ-9 FOLLOW-UP AT SIX MONTHS

Regional Clinic Results

Central - 12 out of 56 (21 percent)

Allina Health Clinics

- Allina Health - Annandale
- Allina Health - Buffalo
- Allina Health - Cambridge
- Allina Health - Elk River
- Allina Health - North Branch
- Allina Health - St. Michael

CentraCare Health

- CentraCare Health-Big Lake
- CentraCare Health Plaza-Internal Medicine

Essentia Health

- EH Central Brainerd Clinic
- EH Central Pillager Clinic
- EH Central Pine River Clinic

FirstLight Health System

- FirstLight Health System - Mora

Minneapolis - 12 out of 41 (29 percent)

Allina Health Clinics

- Allina Health - East Lake Street (Aspen)
- Allina Health - Isles
- Allina Health - Nicollet Mall
- Allina Health - Uptown

Allina Health Specialties

- Allina Health Specialties - Allina Mental Health Mpls Abbott

Boynton Health Service

HealthPartners Clinics

- HealthPartners - Riverside Behav Hlth

Native American Community Clinic

NorthPoint Health & Wellness Center

Park Nicollet Health Services

- Park Nicollet Clinic - Minneapolis
- University of Minnesota Physicians
- University of Minnesota Health - Psychiatry Clinic

Saint Paul - Six out of 31 (19 percent)

Allina Health Clinics

- Allina Health - Bandana Square (Aspen)

Allina Health Specialties

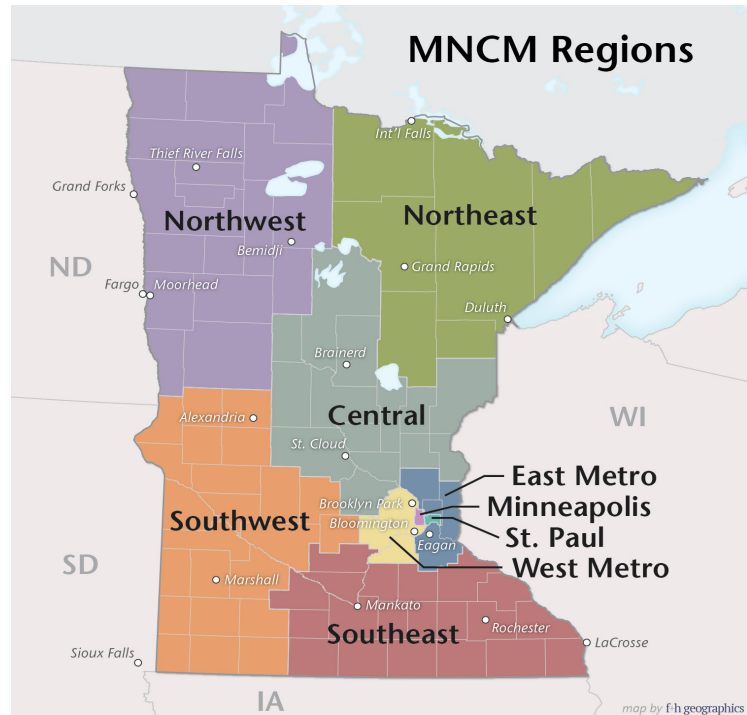
- Allina Health Specialties - Allina Mental Health United

Entira Family Clinics

- Entira Family Clinics - Como/Roseville
- Entira Family Clinics - East Side
- Entira Family Clinics - Highland

HealthPartners Clinics

- HealthPartners - Regions BH St Paul



Southeast - Six out of 57 (11 percent)

Allina Health Clinics

- Allina Health - Faribault
- Allina Health - Northfield

Allina Health Specialties

- Allina Health Specialties - New Ulm Medical Center

Mankato Clinic, Ltd.

- Mankato Clinic - Department of Psychiatry & Psychology

Mayo Clinic

- Mayo Clinic - Northeast

Olmsted Medical Center

- Olmsted Medical Center - Rochester Southeast - Psychiatry

Northeast - 13 out of 32 (41 percent)

Essentia Health

- EH East Deer River Clinic
- EH East Duluth Clinic
- EH East Duluth Clinic 1st St
- EH East Grand Rapids Clinic
- EH East Hermantown Clinic
- EH East Hibbing Clinic
- EH East International Falls Clinic
- EH East Lakewalk Clinic
- EH East Northern Pines Clinic
- EH East Proctor Clinic
- EH East Virginia Clinic
- EH East West Duluth Clinic

St. Luke's Clinics

- St Luke's Clinics-Mental Health

PERFORMANCE HIGHLIGHTS FOR PHQ-9 FOLLOW-UP AT SIX MONTHS

Regional Clinic Results

Northwest - Two out of 15 (13 percent)

Essentia Health

- EH West Detroit Lakes Clinic
- EH West Fosston Clinic

North Dakota - Four out of 20 (20 percent)

Essentia Health

- EH West South University Clinic
- EH West Valley City Clinic
- EH West West Fargo Clinic

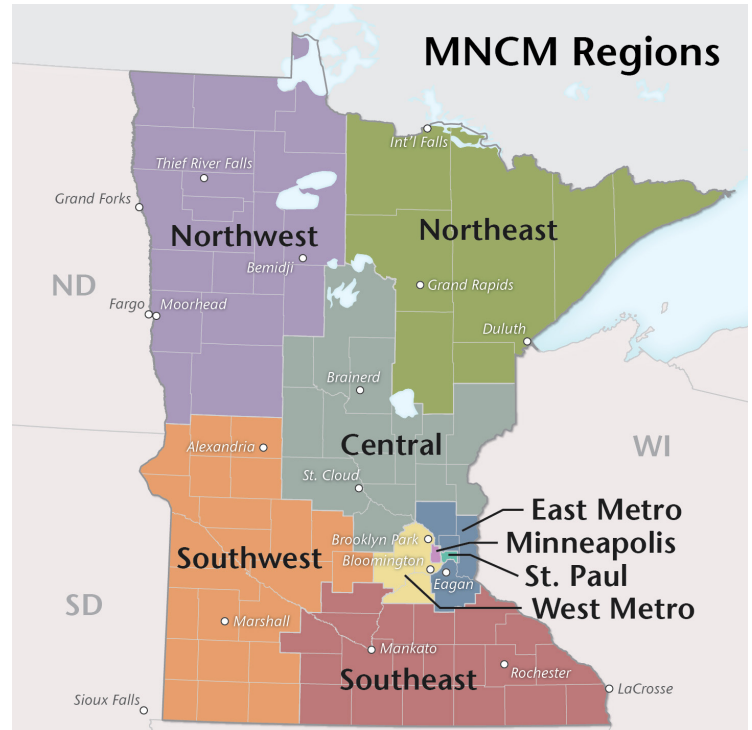
Sanford Health - Fargo Region

- Sanford Fargo Professional Building - Behavioral Health

Wisconsin - Four out of Eight (50 percent)

Essentia Health

- EH East Ashland Clinic
- EH East Hayward Clinic
- EH Spooner Clinic
- EH East Superior Clinic



PERFORMANCE HIGHLIGHTS FOR PHQ-9 FOLLOW-UP AT SIX MONTHS

Medical Group Results

Highest performers in 2016

Medical group results showed an average of 32 percent of patients with a diagnosis of major depression or dysthymia and a PHQ-9 score at the index contact greater than nine had a follow-up PHQ-9 test at six months from the index contact date. **Entira Family Clinics** set the benchmark of 58 percent. Based on risk adjusted results, there were 11 of 97 medical groups with rates that were statistically above the expected result for their patient mix. The high-performing medical groups are listed below from high to low performance. An asterisk (*) indicates a Top 5 performer for this measure based on risk adjusted results.

- Entira Family Clinics*
- Park Nicollet Health Services*
- Allina Health Specialties*
- Allina Health Clinics*
- Essentia Health*
- Mankato Clinic, Ltd.
- Native American Community Clinic
- NorthPoint Health & Wellness Center
- HealthPartners Clinics
- Olmsted Medical Center
- Boynton Health Service

Biggest improvement from 2015–2016

Not applicable due to measure specification changes.

Clinic performance over time (2014-2016)

Not applicable due to measure specification changes.

Please see next page.

NEW MEASURES/ MEASURES WITH SPECIFICATION CHANGES FOR 2016 REPORTING

Depression Remission, Response, and PHQ-9 Follow-Up at 12 Months

Depression **Remission** at 12 Months is defined as the percentage of patients with major depression or dysthymia and an initial PHQ-9 score greater than nine whose 12 month PHQ-9 score was less than five. The statewide rate for Depression **Remission** at 12 Months is five percent. **Table 5** displays the details of the statewide rate.

Depression **Response** at 12 Months is defined as the percentage of patients whose PHQ-9 score at 12 months decreased by at least 50 percent from their initial PHQ-9 score. The statewide rate for Depression **Response** at 12 Months is nine percent. **Table 5** displays the details of the statewide rate.

PHQ-9 Follow-up at 12 Months is defined as the percentage of patients with a diagnosis of major depression or dysthymia and a PHQ-9 score at the index contact greater than nine who have a follow-up PHQ-9 test at 12 months from the index contact date. The statewide rate for PHQ-9 Follow-up at 12 Months is 23 percent. **Table 5** displays the details of the statewide rate.

Data collected for this measure are submitted directly to MNCM by medical groups/clinics from electronic health records or paper-based medical charts.

TABLE 5: STATEWIDE RATE FOR DEPRESSION REMISSION, RESPONSE, AND PHQ-9 FOLLOW-UP AT 12 MONTHS

	Statewide Average	95% CI	Numerator (Patients who met treatment goals)	Denominator
Depression Remission at 12 Months	5.2%	5.0% - 5.3%	4,163	80,362
Depression Response at 12 Months	9.0%	8.8% - 9.2%	7,208	80,362
PHQ-9 Follow-Up at 12 Months	22.8%	22.6% - 23.1%	9,736	80,362

THERE IS NO TREND CHART BECAUSE THE MEASURE SPECIFICATION CHANGED FOR THIS MEASURE.

PERFORMANCE HIGHLIGHTS FOR DEPRESSION REMISSION AT 12 MONTHS

Clinic Results

Highest performers in 2016

Clinic results showed that an average of five percent of patients with depression were in remission at 12 months (had a PHQ-9 score of less than five). **EH West Casselton Clinic** set the benchmark of 26 percent. Based on risk adjusted results, there were 69 of 461 clinics with rates that were statistically above the expected result for their patient mix. The high-performing clinics are listed below in alphabetical order under their medical group name. An asterisk (*) indicates a Top 15 performer for this measure based on risk adjusted results.

- Allina Health Clinics
 - Allina Health - Buffalo
 - Allina Health - Centennial Lakes (Quello)
 - Allina Health - Eagan
 - Allina Health - Faribault
 - Allina Health - Farmington
 - Allina Health - Northfield
 - Allina Health - Shoreview
- Allina Health Specialties
 - Allina Health Specialties - Allina Mental Health Unity
 - Allina Health Specialties - New Ulm Medical Center
- CentraCare Health
 - CentraCare Clinic- Big Lake*
 - CentraCare Health Plaza-Family Medicine
- Entira Family Clinics
 - Entira Family Clinics - West St. Paul
 - Entira Family Clinics - White Bear Lake-Bellaire Avenue
 - Entira Family Clinics - Woodbury
- Essentia Health
 - EH Central Baxter Clinic
 - EH Central Brainerd Clinic
 - EH Central Pillager Clinic*
 - EH Central Pine River Clinic*
 - EH East Ashland Clinic
 - EH East Deer River Clinic
 - EH East Duluth Clinic
 - EH East Ely Clinic
 - EH East Grand Rapids Clinic
 - EH East Hayward Clinic
 - EH East Hermantown Clinic*
 - EH East Hibbing Clinic
 - EH East International Falls Clinic
 - EH East Lakeside Clinic
 - EH East Lakewalk Clinic*
 - EH East Northern Pines Clinic*
 - EH East Proctor Clinic*
 - EH East Spooner Clinic*
 - EH East Superior Clinic
 - EH East Virginia Clinic*
 - EH East West Duluth Clinic*
 - EH West Casselton Clinic*
 - EH West Jamestown Clinic
 - EH West Moorhead
 - EH West South University Clinic
 - EH West Valley City Clinic*
 - EH West Wahpeton Clinic
 - EH West West Acres Clinic*
 - EH West West Fargo Clinic
- HealthPartners Clinics
 - HealthPartners - Arden Hills
 - HealthPartners - Bloomington
 - HealthPartners - Como
 - HealthPartners - Cottage Grove
 - HealthPartners - Lino Lakes
 - HealthPartners - Maplewood
 - HealthPartners - Nokomis
 - HealthPartners - Regions BH Woodbury
 - HealthPartners - Riverside
 - HealthPartners - Roseville
 - HealthPartners - West
 - HealthPartners - White Bear Lake
 - HealthPartners - Woodbury
- Mankato Clinic, Ltd.
 - Mankato Clinic - Department of Psychiatry & Psychology
 - Mankato Clinic - North Mankato
- Mayo Clinic
 - Mayo Clinic - Baldwin Building, Primary Care Internal Medicine
 - Mayo Clinic - Northeast
 - Mayo Clinic - Northwest
- North Memorial
 - North Memorial Clinic - Golden Valley Physicians
- Olmsted Medical Center
 - Olmsted Medical Center - Byron Clinic*
 - Olmsted Medical Center - Pine Island Clinic*
 - Olmsted Medical Center - Rochester Southeast - Psychiatry
- Park Nicollet Health Services
 - Park Nicollet Clinic - St. Louis Park Psychiatry
- Sanford Health - Fargo Region
 - Sanford Fargo Professional Building - Behavioral Health
- Sanford Health - Sioux Falls Region
 - Sanford Jackson Clinic
- Stillwater Medical Group
 - Stillwater Medical Group - Curve Crest Clinic

Biggest improvement from 2015–2016

Not applicable due to measure specification changes.

Clinic performance over time (2014-2016)

Not applicable due to measure specification changes.

PERFORMANCE HIGHLIGHTS FOR DEPRESSION REMISSION AT 12 MONTHS

Regional Clinic Results

Highest performers in 2016 by region

Clinic results showed differences in performance among the different geographic regions in Minnesota. Boundaries of the nine regions were determined by synthesizing health care and geopolitical data, including from the Metropolitan Council and State of Minnesota. The results have been organized to identify areas of the state with the highest proportion of high-performing clinics. The nine regions are listed below with the number of high-performing clinics shown along with the total number of clinics that submitted data. The high-performing clinics are listed under their medical group name in alphabetical order by region.

East Metro - 16 out of 85 (19 percent)

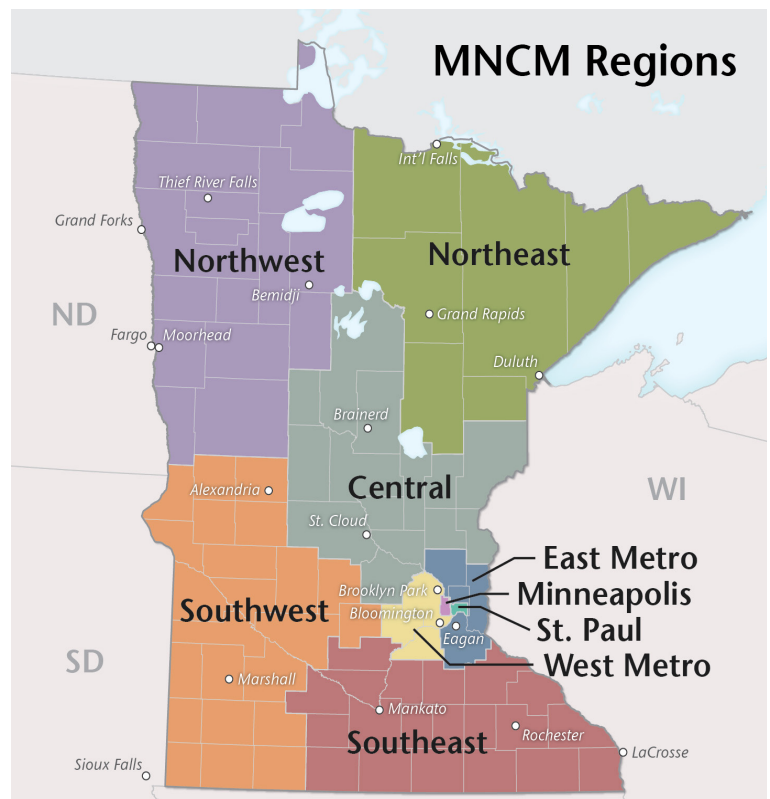
- Allina Health Clinics
 - Allina Health - Eagan
 - Allina Health - Farmington
 - Allina Health - Shoreview
- Allina Health Specialties
 - Allina Health Specialties - Allina Mental Health Unity
- Entira Family Clinics
 - Entira Family Clinics - West St. Paul
 - Entira Family Clinics - White Bear Lake-Bellaire Avenue
 - Entira Family Clinics - Woodbury
- HealthPartners Clinics
 - HealthPartners - Arden Hills
 - HealthPartners - Cottage Grove
- HealthPartners - Lino Lakes
- HealthPartners - Maplewood
- HealthPartners - Regions BH Woodbury
- HealthPartners - Roseville
- HealthPartners - White Bear Lake
- HealthPartners - Woodbury
- Stillwater Medical Group
 - Stillwater Medical Group - Curve Crest Clinic

West Metro - Five out of 75 (Seven percent)

- Allina Health Clinics
 - Allina Health - Centennial Lakes (Quello)
- HealthPartners Clinics
 - HealthPartners - Bloomington
 - HealthPartners - West
- North Memorial
 - North Memorial Clinic - Golden Valley Physicians
- Park Nicollet Health Services
 - Park Nicollet Clinic - St. Louis Park Psychiatry

Central - Seven out of 56 (13 percent)

- Allina Health Clinics
 - Allina Health - Buffalo
- CentraCare Health
 - CentraCare Clinic- Big Lake
 - CentraCare Health Plaza-Family Medicine
- Essentia Health
 - EH Central Baxter Clinic
 - EH Central Brainerd Clinic
 - EH Central Pillager Clinic
 - EH Central Pine River Clinic



PERFORMANCE HIGHLIGHTS FOR DEPRESSION REMISSION AT 12 MONTHS

Regional Clinic Results

Minneapolis - Two out of 41 (Five percent)

HealthPartners Clinics

- HealthPartners - Nokomis
- HealthPartners - Riverside

Saint Paul - One out of 31 (Three percent)

HealthPartners Clinics

- HealthPartners - Como

Southeast - 11 out of 57 (19 percent)

Allina Health Clinics

- Allina Health - Faribault
- Allina Health - Northfield

Allina Health Specialties

- Allina Health Specialties - New Ulm Medical Center

Mankato Clinic, Ltd.

- Mankato Clinic - Department of Psychiatry & Psychology
- Mankato Clinic - North Mankato

Mayo Clinic

- Mayo Clinic - Baldwin Building, Primary Care Internal Medicine
- Mayo Clinic - Northeast
- Mayo Clinic - Northwest

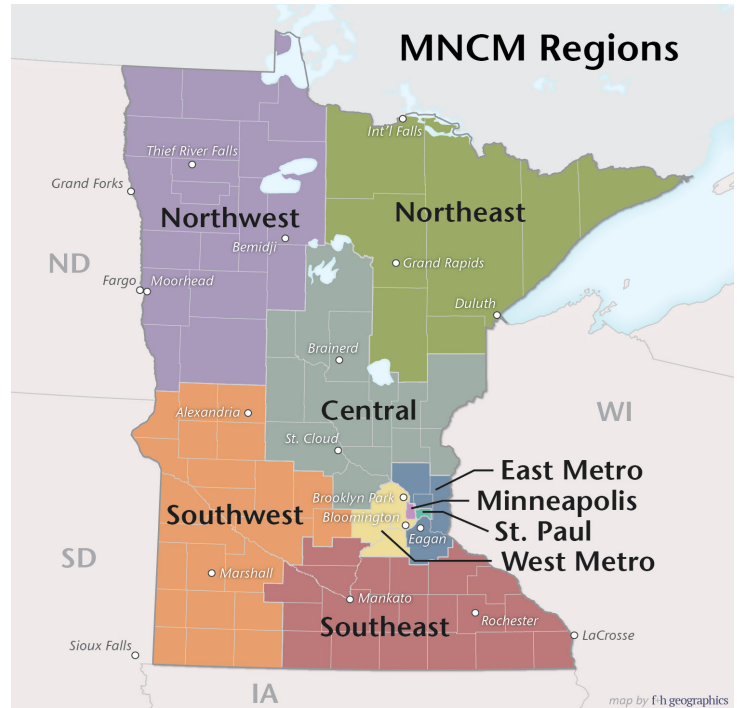
Olmsted Medical Center

- Olmsted Medical Center - Byron Clinic
- Olmsted Medical Center - Pine Island Clinic
- Olmsted Medical Center - Rochester Southeast - Psychiatry

Northeast - 13 out of 32 (41 percent)

Essentia Health

- EH East Deer River Clinic
- EH East Duluth Clinic
- EH East Ely Clinic
- EH East Grand Rapids Clinic
- EH East Hermantown Clinic
- EH East Hibbing Clinic
- EH East International Falls Clinic
- EH East Lakeside Clinic
- EH East Lakewalk Clinic
- EH East Northern Pines Clinic
- EH East Proctor Clinic
- EH East Virginia Clinic
- EH East West Duluth Clinic



Northwest - One out of 15 (Seven percent)

Essentia Health

- EH West Moorhead

North Dakota - Eight out of 20 (40 percent)

Essentia Health

- EH West Casselton Clinic
- EH West Jamestown Clinic
- EH West South University Clinic
- EH West Valley City Clinic
- EH West Wahpeton Clinic
- EH West West Acres Clinic
- EH West West Fargo Clinic

Sanford Health - Fargo Region

- Sanford Fargo Professional Building - Behavioral Health

Wisconsin - Four out of Eight (50 percent)

Essentia Health

- EH East Ashland Clinic
- EH East Hayward Clinic
- EH East Spooner Clinic
- EH East Superior Clinic

PERFORMANCE HIGHLIGHTS FOR DEPRESSION REMISSION AT 12 MONTHS

Medical Group Results

Highest performers in 2016

Results by medical group showed an average of five percent of patients with depression were in remission at 12 months (had a PHQ-9 score of less than five). **Essentia Health** set the benchmark of 13 percent. Based on risk adjusted results, there were eight of 97 medical groups with rates that were statistically above the expected result for their patient mix. The high-performing medical groups are listed below from high to low performance. An asterisk (*) indicates a Top 5 performer for this measure based on risk adjusted results.

- Essentia Health*
- Olmsted Medical Center*
- Mankato Clinic, Ltd.*
- HealthPartners Clinics*
- CentraCare Health*
- Stillwater Medical Group
- Entira Family Clinics
- Allina Health Clinics

Biggest improvement from 2015–2016

Not applicable due to measure specification changes.

Medical group performance over time (2014-2016)

Not applicable due to measure specification changes.

PERFORMANCE HIGHLIGHTS FOR DEPRESSION RESPONSE AT 12 MONTHS

Clinic Results

Highest performers in 2016

Clinic results showed that an average of nine percent of patients with depression had a PHQ-9 score at 12 month decreased by at least 50 percent from their initial PHQ-9 score. **EH Central Pine River Clinic** set the benchmark of 41 percent. Based on risk adjusted results, there were 89 of 461 clinics with rates that were statistically above the expected result for their patient mix. The high-performing clinics are listed below in alphabetical order under their medical group name. An asterisk (*) indicates a Top 15 performer for this measure based on risk adjusted results.

Allina Health Clinics

- Allina Health - Buffalo
- Allina Health - Centennial Lakes (Quello)
- Allina Health - Eagan
- Allina Health - Elk River
- Allina Health - Faribault
- Allina Health - Farmington
- Allina Health - Maplewood (Aspen)
- Allina Health - Northfield
- Allina Health - Shoreview
- Allina Health - St. Francis Health Services - Jordan

Allina Health Specialties

- Allina Health Specialties - Allina Mental Health Unity
- Allina Health Specialties - New Ulm Medical Center

CentraCare Health

- CentraCare Clinic - Northway
- CentraCare Clinic- Big Lake
- CentraCare Health- Long Prairie
- CentraCare Health- Melrose
- CentraCare Health Plaza-Family Medicine
- CentraCare Health Plaza-Internal Medicine
- CentraCare River Campus-Internal Medicine

Entira Family Clinics

- Entira Family Clinics - Como/Roseville
- Entira Family Clinics - Highland
- Entira Family Clinics - Vadnais Heights
- Entira Family Clinics - West St. Paul
- Entira Family Clinics - White Bear Lake/ Banning Ave
- Entira Family Clinics - White Bear Lake- Bellaire Avenue
- Entira Family Clinics - Woodbury

Essentia Health

- EH Central Baxter Clinic

- EH Central Brainerd Clinic
- EH Central Lakeland Psychiatry Clinic
- EH Central Pillager Clinic*
- EH Central Pine River Clinic*
- EH East Ashland Clinic
- EH East Deer River Clinic
- EH East Duluth Clinic
- EH East Ely Clinic
- EH East Hayward Clinic
- EH East Hermantown Clinic*
- EH East International Falls Clinic
- EH East Lakeside Clinic
- EH East Lakewalk Clinic*
- EH East Northern Pines Clinic*
- EH East Proctor Clinic*
- EH East Spooner Clinic*
- EH East Superior Clinic
- EH East Virginia Clinic*
- EH East West Duluth Clinic*
- EH West Casselton Clinic*
- EH West Fosston Clinic
- EH West Jamestown Clinic
- EH West Moorhead
- EH West South University Clinic
- EH West Valley City Clinic*
- EH West Wahpeton Clinic
- EH West West Acres Clinic*
- EH West West Fargo Clinic

HealthPartners Clinics

- HealthPartners - Anoka
- HealthPartners - Arden Hills
- HealthPartners - Bloomington
- HealthPartners - Como
- HealthPartners - Cottage Grove
- HealthPartners - Elk River
- HealthPartners - Inver Grove Behav Hlth
- HealthPartners - Lino Lakes
- HealthPartners - Maplewood

- HealthPartners - Nokomis
- HealthPartners - Regions BH Maplewood
- HealthPartners - Regions BH Woodbury
- HealthPartners - Riverside Behav Hlth
- HealthPartners - Roseville
- HealthPartners - West
- HealthPartners - West Behav Hlth
- HealthPartners - White Bear Lake
- HealthPartners - Woodbury

Mankato Clinic, Ltd.

- Mankato Clinic - Department of Psychiatry & Psychology
- Mankato Clinic - Main Street
- Mankato Clinic - North Mankato
- Mankato Clinic - Wickersham Campus
- Mayo Clinic
- Mayo Clinic - Northeast
- Mayo Clinic - Northwest

Olmsted Medical Center

- Olmsted Medical Center - Byron Clinic*
- Olmsted Medical Center - Chatfield Clinic
- Olmsted Medical Center - Pine Island Clinic*
- Olmsted Medical Center - Rochester Southeast - Psychiatry

Park Nicollet Health Services

- Park Nicollet Clinic - St. Louis Park Psychiatry

Sanford Health - Fargo Region

- Perham Health Clinic
- Sanford Bemidji 1611 Anne St Clinic*
- Sanford Fargo Professional Building - Behavioral Health

St. Luke's Clinics

- St Luke's Clinics-Mental Health

Stillwater Medical Group

- Stillwater Medical Group - Curve Crest Clinic

Biggest improvement from 2015–2016

Not applicable due to measure specification changes.

Clinic performance over time (2014-2016)

Not applicable due to measure specification changes.

PERFORMANCE HIGHLIGHTS FOR DEPRESSION RESPONSE AT 12 MONTHS

Regional Clinic Results

Highest performers in 2016 by region

Clinic results showed differences in performance among the different geographic regions in Minnesota. Boundaries of the nine regions were determined by synthesizing health care and geopolitical data, including from the Metropolitan Council and State of Minnesota. The results have been organized to identify areas of the state with the highest proportion of high-performing clinics. The nine regions are listed below with the number of high-performing clinics shown along with the total number of clinics that submitted data. The high-performing clinics are listed under their medical group name in alphabetical order by region.

East Metro - 22 out of 85 (26 percent)

Allina Health Clinics

- Allina Health - Eagan
- Allina Health - Farmington
- Allina Health - Maplewood (Aspen)
- Allina Health - Shoreview

Allina Health Specialties

- Allina Health Specialties - Allina Mental Health Unity

Entira Family Clinics

- Entira Family Clinics - Vadnais Heights
- Entira Family Clinics - West St. Paul
- Entira Family Clinics - White Bear Lake/Banning Ave
- Entira Family Clinics - White Bear Lake-Bellaire Avenue
- Entira Family Clinics - Woodbury

HealthPartners Clinics

- HealthPartners - Anoka
- HealthPartners - Arden Hills

- HealthPartners - Cottage Grove
 - HealthPartners - Inver Grove Behav Hlth
 - HealthPartners - Lino Lakes
 - HealthPartners - Maplewood
 - HealthPartners - Regions BH Maplewood
 - HealthPartners - Regions BH Woodbury
 - HealthPartners - Roseville
 - HealthPartners - White Bear Lake
 - HealthPartners - Woodbury
- Stillwater Medical Group
- Stillwater Medical Group - Curve Crest Clinic

East Metro - Six out of 75 (Eight percent)

Allina Health Clinics

- Allina Health - Centennial Lakes (Quello)
- Allina Health - St. Francis Health Services - Jordan

HealthPartners Clinics

- HealthPartners - Bloomington
- HealthPartners - West
- HealthPartners - West Behav Hlth

Park Nicollet Health Services

- Park Nicollet Clinic - St. Louis Park Psychiatry

Central - 15 out of 56 (27 percent)

Allina Health Clinics

- Allina Health - Buffalo
- Allina Health - Elk River

CentraCare Health

- CentraCare Clinic - Northway
- CentraCare Clinic- Big Lake
- CentraCare Health- Long Prairie
- CentraCare Health- Melrose
- CentraCare Health Plaza-Family Medicine
- CentraCare Health Plaza-Internal Medicine

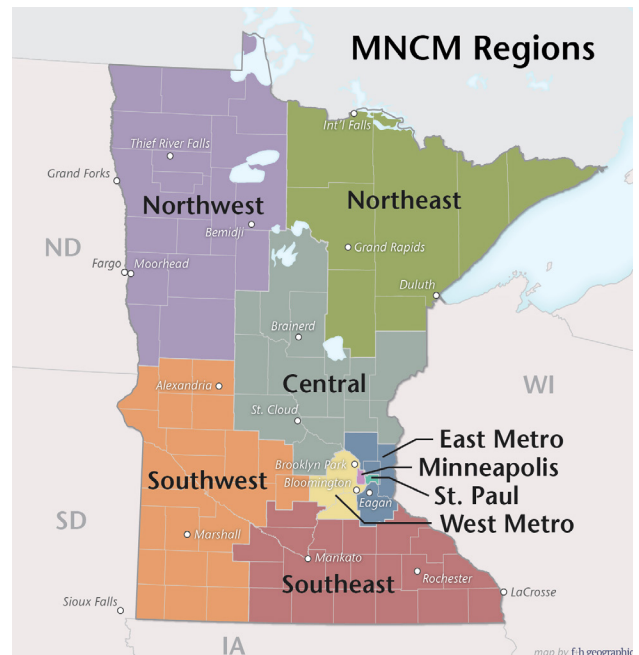
- CentraCare River Campus-Internal Medicine

Essentia Health

- EH Central Baxter Clinic
- EH Central Brainerd Clinic
- EH Central Lakeland Psychiatry Clinic
- EH Central Pillager Clinic
- EH Central Pine River Clinic

HealthPartners Clinics

- HealthPartners - Elk River



PERFORMANCE HIGHLIGHTS FOR DEPRESSION RESPONSE AT 12 MONTHS

Regional Clinic Results

Minneapolis - Two out of 41 (Five percent)

HealthPartners Clinics

- HealthPartners - Nokomis
- HealthPartners - Riverside Behav Hlth

Saint Paul - Two out of 31 (Six percent)

Entira Family Clinics

- Entira Family Clinics - Como/Roseville
- Entira Family Clinics - Highland

HealthPartners Clinics

- HealthPartners - Como

Southeast - 14 out of 57 (25 percent)

Allina Health Clinics

- Allina Health - Faribault
- Allina Health - Northfield

Allina Health Specialties

- Allina Health Specialties - New Ulm Medical Center

Mankato Clinic, Ltd.

- Mankato Clinic - Department of Psychiatry & Psychology
- Mankato Clinic - Main Street
- Mankato Clinic - North Mankato
- Mankato Clinic - Wickersham Campus

Mayo Clinic

- Mayo Clinic - Baldwin Building, Primary Care Internal Medicine
- Mayo Clinic - Northeast
- Mayo Clinic - Northwest

Olmsted Medical Center

- Olmsted Medical Center - Byron Clinic
- Olmsted Medical Center - Chatfield Clinic
- Olmsted Medical Center - Pine Island Clinic
- Olmsted Medical Center - Rochester Southeast - Psychiatry

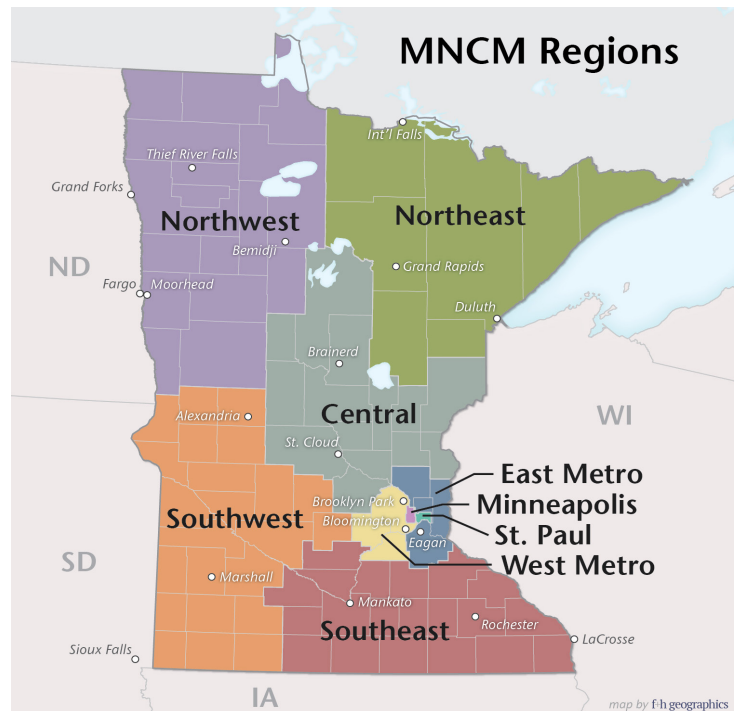
Northeast - 12 out of 32 (38 percent)

Essentia Health

- EH East Deer River Clinic
- EH East Duluth Clinic
- EH East Ely Clinic
- EH East Hermantown Clinic
- EH East International Falls Clinic
- EH East Lakeside Clinic
- EH East Lakewalk Clinic
- EH East Northern Pines Clinic
- EH East Proctor Clinic
- EH East Virginia Clinic
- EH East West Duluth Clinic

St. Luke's Clinics

- St Luke's Clinics-Mental Health



Northwest - Four out of 15 (27 percent)

Essentia Health

- EH West Fosston Clinic
- EH West Moorhead

Sanford Health - Fargo Region

- Perham Health Clinic
- Sanford Bemidji 1611 Anne St Clinic

North Dakota - Eight out of 20 (40 percent)

Essentia Health

- EH West Casselton Clinic
- EH West Jamestown Clinic
- EH West South University Clinic
- EH West Valley City Clinic
- EH West Wahpeton Clinic
- EH West West Acres Clinic
- EH West West Fargo Clinic

Sanford Health - Fargo Region

- Sanford Fargo Professional Building - Behavioral Health

Wisconsin - Four out of Eight (50 percent)

Essentia Health

- EH East Ashland Clinic
- EH East Hayward Clinic
- EH East Spooner Clinic
- EH East Superior Clinic

PERFORMANCE HIGHLIGHTS FOR DEPRESSION RESPONSE AT 12 MONTHS

Medical Group Results

Highest performers in 2016

Medical group results showed that an average of nine percent of patients with depression had a PHQ-9 score at 12 month decreased by at least 50 percent from their initial PHQ-9 score. **Essentia Health** set the benchmark of 19 percent. Based on risk adjusted results, there were nine of 97 medical groups with rates that were statistically above the expected result for their patient mix. The high-performing medical groups are listed below from high to low performance. An asterisk (*) indicates a Top 5 performer for this measure based on risk adjusted results.

- Essentia Health*
- CentraCare Health*
- Mankato Clinic, Ltd.*
- Olmsted Medical Center*
- HealthPartners Clinics*
- Stillwater Medical Group
- Entira Family Clinics
- Allina Health Specialties
- Allina Health Clinics

Biggest improvement from 2015–2016

Not applicable due to measure specification changes.

Medical group performance over time (2014-2016)

Not applicable due to measure specification changes.

PERFORMANCE HIGHLIGHTS FOR PHQ-9 FOLLOW-UP AT 12 MONTHS

Clinic Results

Highest performers in 2016

Clinic results showed an average of 23 percent of patients with a diagnosis of major depression or dysthymia and a PHQ-9 score at the index contact greater than nine had a follow-up PHQ-9 test at 12 months from the index contact date. **EH Central Pine River Clinic** set the benchmark of 64 percent. Based on risk adjusted results, there were 108 of 461 clinics with rates that were statistically above the expected result for their patient mix. The high-performing clinics are listed below in alphabetical order under their medical group name. An asterisk (*) indicates a Top 15 performer for this measure based on risk adjusted results.

Allina Health Clinics

- Allina Health - Bandana Square (Aspen)
- Allina Health - Bloomington (Aspen)
- Allina Health - Buffalo
- Allina Health - Cambridge
- Allina Health - Centennial Lakes (Quello)
- Allina Health - Champlin
- Allina Health - Eagan
- Allina Health - Edina
- Allina Health - Elk River
- Allina Health - Faribault
- Allina Health - Farmington
- Allina Health - First Street
- Allina Health - Forest Lake
- Allina Health - Northfield
- Allina Health - Shakopee
- Allina Health - Shoreview
- Allina Health - St. Francis Health Services - Jordan
- Allina Health - Vadnais Heights

Allina Health Specialties

- Allina Health Specialties - Allina Mental Health Mpls Abbott
- Allina Health Specialties - Allina Mental Health United
- Allina Health Specialties - Allina Mental Health Unity

Boynton Health Service

CentraCare Health

- CentraCare Clinic - Northway
- CentraCare Clinic- Big Lake
- CentraCare Health- Long Prairie
- CentraCare Health- Melrose
- CentraCare Health Plaza-Family Medicine
- CentraCare Health Plaza-Internal Medicine
- CentraCare Health- Sauk Centre
- CentraCare River Campus-Internal Medicine

Entira Family Clinics

- Entira Family Clinics - Highland
- Entira Family Clinics - Vadnais Heights
- Entira Family Clinics - West St. Paul
- Entira Family Clinics - White Bear Lake/ Banning Ave
- Entira Family Clinics - White Bear Lake- Bellaire Avenue
- Entira Family Clinics - Woodbury

Essentia Health

- EH Central Baxter Clinic
- EH Central Brainerd Clinic
- EH Central Lakeland Psychiatry Clinic
- EH Central Pillager Clinic*
- EH Central Pine River Clinic*
- EH East Ashland Clinic
- EH East Deer River Clinic
- EH East Duluth Clinic
- EH East Ely Clinic
- EH East Hayward Clinic
- EH East Hermantown Clinic*
- EH East International Falls Clinic*
- EH East Lakeside Clinic
- EH East Lakewalk Clinic*
- EH East Northern Pines Clinic*
- EH East Proctor Clinic*
- EH East Spooner Clinic
- EH East Superior Clinic
- EH East Virginia Clinic
- EH East West Duluth Clinic*
- EH West Casselton Clinic
- EH West Fosston Clinic
- EH West Jamestown Clinic
- EH West Moorhead
- EH West South University Clinic
- EH West Valley City Clinic*
- EH West Wahpeton Clinic
- EH West West Acres Clinic
- EH West West Fargo Clinic

HealthPartners Central Minnesota Clinics

HealthPartners Clinics

- HealthPartners - Arden Hills
- HealthPartners - Bloomington
- HealthPartners - Como
- HealthPartners - Cottage Grove
- HealthPartners - Elk River
- HealthPartners - Hlth Ctr for Women
- HealthPartners - Inver Grove Behav Hlth
- HealthPartners - Lino Lakes
- HealthPartners - Maplewood
- HealthPartners - Regions BH Maplewood
- HealthPartners - Regions BH St Paul*
- HealthPartners - Regions BH Woodbury*
- HealthPartners - Riverside Behav Hlth
- HealthPartners - Roseville
- HealthPartners - St Paul
- HealthPartners - West
- HealthPartners - West Behav Hlth

- HealthPartners - Woodbury

Hutchinson Health

- Hutchinson Health - Mental Health Clinic

Mankato Clinic, Ltd.

- Mankato Clinic - Department of Psychiatry & Psychology*
- Mankato Clinic - Main Street
- Mankato Clinic - North Mankato
- Mankato Clinic - Wickersham Campus
- Mayo Clinic Health System
- Mayo Clinic Health System Albert Lea
- Mayo Clinic Health System Mankato Eastridge

Mental Health Resources

- Mental Health Outreach Clinic*

Native American Community Clinic

North Memorial

- North Memorial Clinic - Elk River Physicians

NorthPoint Health & Wellness Center

Olmsted Medical Center

- Olmsted Medical Center - Byron Clinic
- Olmsted Medical Center - Chatfield Clinic
- Olmsted Medical Center - Pine Island Clinic*
- Olmsted Medical Center - Rochester Southeast
- Olmsted Medical Center - Rochester Southeast - Psychiatry*

Park Nicollet Health Services

- Park Nicollet Clinic - St. Louis Park Psychiatry

Sanford Health - Fargo Region

- Sanford Bemidji 1611 Anne St Clinic
- Sanford Fargo Professional Building - Behavioral Health
- Sanford Fargo Southpointe Clinic

St. Luke's Clinics

- St Luke's Clinics-Mental Health

Stillwater Medical Group

- Stillwater Medical Group - Curve Crest Clinic

University of Minnesota Physicians

- University of Minnesota Health - Psychiatry Clinic
- University of Minnesota Physicians - Bethesda Family Medicine Clinic

PERFORMANCE HIGHLIGHTS FOR PHQ-9 FOLLOW-UP AT 12 MONTHS

Clinic Results

Biggest improvement from 2015–2016

Not applicable due to measure specification changes.

Clinic performance over time (2014-2016)

Not applicable due to measure specification changes.

PERFORMANCE HIGHLIGHTS FOR PHQ-9 FOLLOW-UP AT 12 MONTHS

Regional Clinic Results

Highest performers in 2016 by region

Clinic results showed differences in performance among the different geographic regions in Minnesota. Boundaries of the nine regions were determined by synthesizing health care and geopolitical data, including from the Metropolitan Council and State of Minnesota. The results have been organized to identify areas of the state with the highest proportion of high-performing clinics. The nine regions are listed below with the number of high-performing clinics shown along with the total number of clinics that submitted data. The high-performing clinics are listed under their medical group name in alphabetical order by region.

East Metro - 22 out of 85 (26 percent)

Allina Health Clinics

- Allina Health - Eagan
- Allina Health - Farmington
- Allina Health - First Street
- Allina Health - Forest Lake
- Allina Health - Shoreview
- Allina Health - Vadnais Heights

Allina Health Specialties

- Allina Health Specialties - Allina Mental Health Unity

Entira Family Clinics

- Entira Family Clinics - Vadnais Heights
- Entira Family Clinics - West St. Paul
- Entira Family Clinics - White Bear Lake/Banning Ave
- Entira Family Clinics - White Bear Lake-Bellaire Avenue

- Entira Family Clinics - Woodbury

HealthPartners Clinics

- HealthPartners - Arden Hills
- HealthPartners - Cottage Grove
- HealthPartners - Inver Grove Behav Hlth
- HealthPartners - Lino Lakes
- HealthPartners - Maplewood
- HealthPartners - Regions BH Maplewood
- HealthPartners - Regions BH Woodbury
- HealthPartners - Roseville
- HealthPartners - Woodbury

Stillwater Medical Group

- Stillwater Medical Group - Curve Crest Clinic

West Metro - 10 out of 75 (13 percent)

Allina Health Clinics

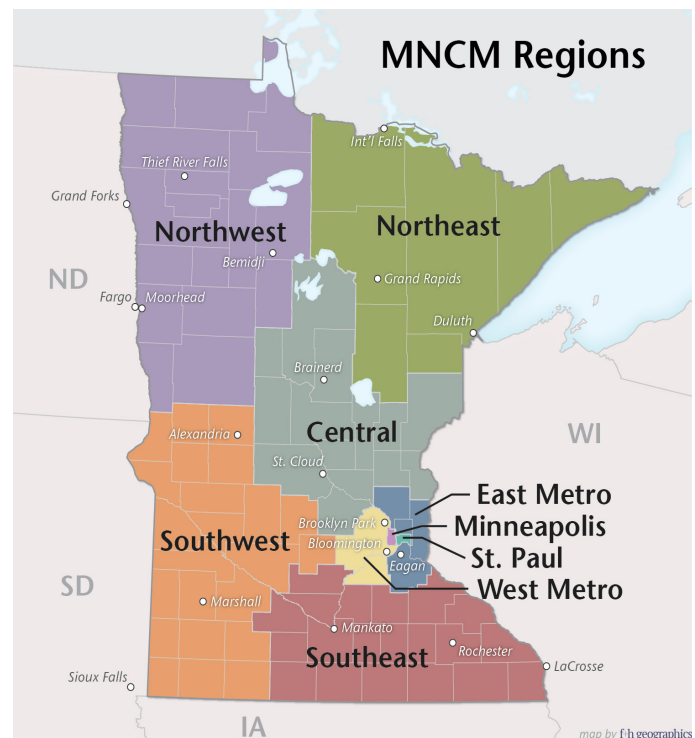
- Allina Health - Bloomington (Aspen)
- Allina Health - Centennial Lakes (Quello)
- Allina Health - Champlin
- Allina Health - Edina
- Allina Health - Shakopee
- Allina Health - St. Francis Health Services - Jordan

HealthPartners Clinics

- HealthPartners - Bloomington
- HealthPartners - West
- HealthPartners - West Behav Hlth

Park Nicollet Health Services

- Park Nicollet Clinic - St. Louis Park Psychiatry



PERFORMANCE HIGHLIGHTS FOR PHQ-9 FOLLOW-UP AT 12 MONTHS

Regional Clinic Results

Central - 19 out of 56 (34 percent)

Allina Health Clinics

- Allina Health - Buffalo
- Allina Health - Cambridge
- Allina Health - Elk River

CentraCare Health

- CentraCare Clinic - Northway
- CentraCare Clinic- Big Lake
- CentraCare Health- Long Prairie
- CentraCare Health- Melrose
- CentraCare Health Plaza-Family Medicine
- CentraCare Health Plaza-Internal Medicine
- CentraCare Health- Sauk Centre
- CentraCare River Campus-Internal Medicine

Essentia Health

- EH Central Baxter Clinic
- EH Central Brainerd Clinic
- EH Central Lakeland Psychiatry Clinic
- EH Central Pillager Clinic
- EH Central Pine River Clinic

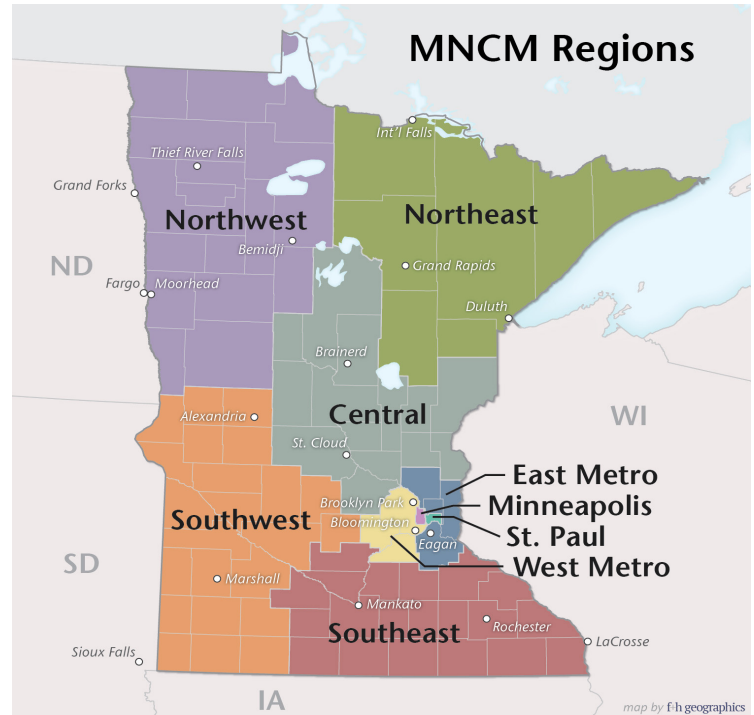
HealthPartners Central Minnesota Clinics

HealthPartners Clinics

- HealthPartners - Elk River

North Memorial

- North Memorial Clinic - Elk River Physicians



Minneapolis - Five out of 41 (15 percent)

Allina Health Specialties

- Allina Health Specialties - Allina Mental Health Mpls Abbott

Boynton Health Services

HealthPartners Clinics

- HealthPartners - Riverside Behav Hlth

Native American Community Clinic

NorthPoint Health & Wellness Center

University of Minnesota Physicians

- University of Minnesota Health - Psychiatry Clinic

Southeast - 13 out of 57 (23 percent)

Allina Health Clinics

- Allina Health - Faribault
- Allina Health - Northfield

Mankato Clinic, Ltd.

- Mankato Clinic - Department of Psychiatry & Psychology
- Mankato Clinic - Main Street
- Mankato Clinic - North Mankato
- Mankato Clinic - Wickersham Campus

Mayo Clinic Health System

- Mayo Clinic Health System Albert Lea
- Mayo Clinic Health System Mankato Eastridge

Olmsted Medical Center

- Olmsted Medical Center - Byron Clinic
- Olmsted Medical Center - Chatfield Clinic
- Olmsted Medical Center - Pine Island Clinic
- Olmsted Medical Center - Rochester Southeast
- Olmsted Medical Center - Rochester Southeast - Psychiatry

Saint Paul - Nine out of 31 (29 percent)

Allina Health Clinics

- Allina Health - Bandana Square (Aspen)

Allina Health Specialties

- Allina Health Specialties - Allina Mental Health United

Entira Family Clinics

- Entira Family Clinics - Highland

HealthPartners Clinics

- HealthPartners - Como
- HealthPartners - Hlth Ctr for Women
- HealthPartners - Regions BH St Paul
- HealthPartners - St Paul

Mental Health Resources

- Mental Health Outreach Clinic

University of Minnesota Physician

- University of Minnesota Physicians - Bethesda Family Medicine Clinic

Southwest - One out of 34 (Three percent)

Hutchinson Health

- Hutchinson Health - Mental Health Clinic

PERFORMANCE HIGHLIGHTS FOR PHQ-9 FOLLOW-UP AT 12 MONTHS

Regional Clinic Results

Northeast - 12 out of 32 (38 percent)

Essentia Health

- EH East Deer River Clinic
- EH East Duluth Clinic
- EH East Ely Clinic
- EH East Hermantown Clinic
- EH East International Falls Clinic
- EH East Lakeside Clinic
- EH East Lakewalk Clinic
- EH East Northern Pines Clinic
- EH East Proctor Clinic
- EH East Virginia Clinic
- EH East West Duluth Clinic

St. Luke's Clinics

- St Luke's Clinics-Mental Health

Northwest - Three out of 15 (20 percent)

Essentia Health

- EH West Fosston Clinic
- EH West Moorhead

Sanford Health - Fargo Region

- Sanford Bemidji 1611 Anne St Clinic

North Dakota - Nine out of 20 (45 percent)

Essentia Health

- EH West Casselton Clinic
- EH West Jamestown Clinic
- EH West South University Clinic
- EH West Valley City Clinic
- EH West Wahpeton Clinic
- EH West West Acres Clinic
- EH West West Fargo Clinic

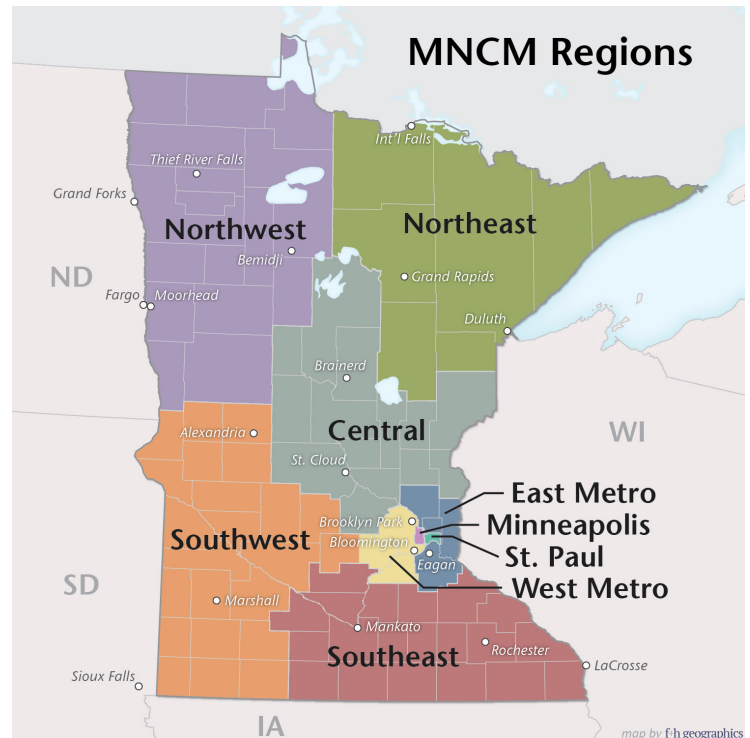
Sanford Health - Fargo Region

- Sanford Fargo Professional Building - Behavioral Health
- Sanford Fargo Southpointe Clinic

Wisconsin - Four out of Eight (50 percent)

Essentia Health

- EH East Ashland Clinic
- EH East Hayward Clinic
- EH East Spooner Clinic
- EH East Superior Clinic



PERFORMANCE HIGHLIGHTS FOR PHQ-9 FOLLOW-UP AT 12 MONTHS

Medical Group Results

Highest performers in 2016

Medical group results showed an average of 23 percent of patients with a diagnosis of major depression or dysthymia and a PHQ-9 score at the index contact greater than nine had a follow-up PHQ-9 test at 12 months from the index contact date. **Mental Health Resources** set the benchmark of 55 percent. Based on risk adjusted results, there were 15 of 97 medical groups with rates that were statistically above the expected result for their patient mix. The high-performing medical groups are listed below from high to low performance. An asterisk (*) indicates a Top 5 performer for this measure based on risk adjusted results.

- Mental Health Resources*
- Mankato Clinic, Ltd.*
- Essentia Health*
- Olmsted Medical Center*
- Allina Health Specialties
- CentraCare Health
- HealthPartners Clinics*
- Native American Community Clinic
- Entira Family Clinics
- NorthPoint Health & Wellness Center
- HealthPartners Central Minnesota Clinics
- Stillwater Medical Group
- Allina Health Clinics
- Boynton Health Service
- Sanford Health - Fargo Region

Biggest improvement from 2015–2016

Not applicable due to measure specification changes.

Medical group performance over time (2014-2016)

Not applicable due to measure specification changes.

Please see next page.

RESULTS BY MEASURE

Large Increase in Statewide Rate

Section Contents

- **Pediatric Preventive Care: Adolescent Mental Health and/or Depression Screening** – Measures the percentage of pediatric patients ages 12-17 who had a documented mental health and/or depression screening at a well-child visit.
- **Immunizations for Adolescents** - Measures the percentage of 13 year olds who had received one dose of meningococcal vaccine and one tetanus, diphtheria toxoids and acellular pertussis vaccine (Tdap) or one tetanus, diphtheria toxoids vaccine (Td) by their 13th birthday.
- **Optimal Asthma Control - Children** – Measures the percentage of children (ages 5-17) patients who have asthma and meet specified targets to control their asthma.

LARGE INCREASE IN STATEWIDE RATE

Pediatric Preventive Care: Adolescent Mental Health and/or Depression Screening

This measure assesses the percentage of adolescent patients age 12-17 who was administered a mental health and/or depression screening tool at a well-child visit. The following tools were acceptable for this measure:

- Patient Health Questionnaire - 9 item version (PHQ-9)
- PHQ-9M Modified for Teens/Adolescents
- Kutcher Depression Scale (KADS)
- Beck Depression Inventory II (BDI-II)
- Beck Depression Inventory Fast Screen (BDI-FS)
- Child Depression Inventory (CDI)
- Child Depression Inventory II (CDI-2)
- Patient Health Questionnaire - PHQ-2
- Pediatric Symptom Checklist - 17 items (PSC-17)
- Pediatric Symptom Checklist - 35 items (PSC-35) or Youth Self Report (PCS Y-SR)
- Global Appraisal of Individual Needs (GAIN-SS) screens for mental health and substance abuse

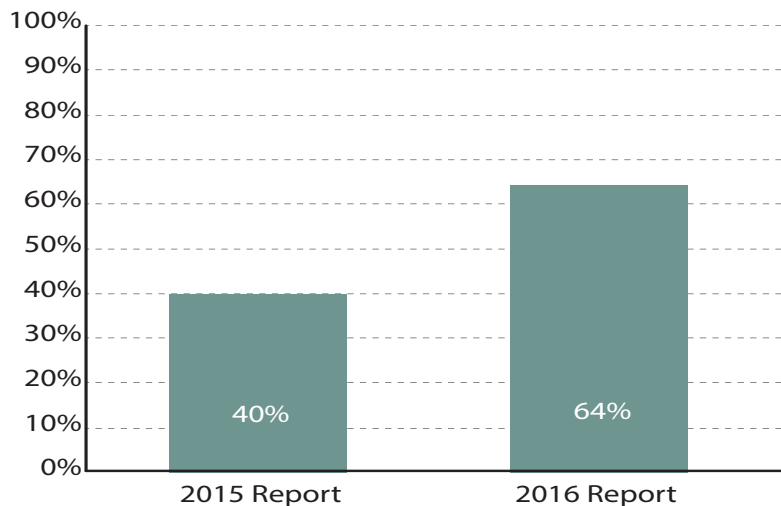
The statewide rate for this measure is 64 percent. **Table 6** displays the details of this statewide rate. **Figure 1** displays the statewide rate over time. The statewide rate increased by 24 percentage point from 2015.

Data collected for this measure are submitted directly to MNMCM by medical groups from electronic health records or paper-based medical charts.

TABLE 6: STATEWIDE RATE FOR PEDIATRIC PREVENTIVE CARE: ADOLESCENT MENTAL HEALTH SCREENING

	Statewide Average (Weighted)	95% CI	Numerator (Patients who were screened)	Denominator (Patients Sampled)	Total Eligible
Pediatric Preventive Care: Adolescent Mental Health and/or Depression Screening	64.3%	64.0%-64.5%	73,702	119,450	129,200

FIGURE 1: PEDIATRIC PREVENTIVE CARE: ADOLESCENT MENTAL HEALTH SCREENING OVER TIME



Caution is recommended when making comparisons from year to year. Annual rate differences can occur due to natural variation, changes in measurement specifications, changes in data sources and other factors.

MEASURES WITH LARGE INCREASE

Clinic Results

Highest performers in 2016

Clinic results showed an average of 64 percent of pediatric patients ages 12-17 who had a documented mental health and/or depression screening at a well-child visit. **Twelve clinics** set the benchmark of 100 percent. There were 208 of 529 clinics with rates and confidence interval fully above the statewide average. The high performing clinics are listed below in alphabetical order under their medical group name. An asterisk (*) indicates Top 15 performers for this measure based on unadjusted results.

- AALFA Family Clinic
 - AALFA Family Clinic-MHN
- Affiliated Community Medical Centers
 - Affiliated Community Medical Centers - Benson Clinic
 - Affiliated Community Medical Centers - New London Clinic
- Alexandria Clinic
 - Alexandria Clinic, A Service of Douglas County Hospital
- All About Children Pediatrics - Children's Health Network
 - All About Children Pediatrics, P.A.
- Allina Health Clinics
 - Allina Health - Annandale
 - Allina Health - Bandana Square (Aspen)
 - Allina Health - Bloomington (Aspen)
 - Allina Health - Brooklyn Park
 - Allina Health - Buffalo
 - Allina Health - Burnsville (Quello)
 - Allina Health - Cambridge
 - Allina Health - Champlin
 - Allina Health - Chaska
 - Allina Health - Coon Rapids
 - Allina Health - Cottage Grove
 - Allina Health - Eagan
 - Allina Health - East Lake Street (Aspen)
 - Allina Health - Elk River
 - Allina Health - Faribault
 - Allina Health - Farmington
 - Allina Health - First Street
 - Allina Health - Forest Lake
 - Allina Health - Fridley
 - Allina Health - Inver Grove Heights (Aspen)
 - Allina Health - Lakeville (Quello)
 - Allina Health - Maple Grove
 - Allina Health - Maplewood (Aspen)
 - Allina Health - Northfield
 - Allina Health - Oakdale Clinic
 - Allina Health - Prescott
 - Allina Health - Ramsey
 - Allina Health - Savage (Quello)
 - Allina Health - Shakopee
 - Allina Health - Shoreview
 - Allina Health - St. Francis Health Services - Jordan
 - Allina Health - St. Michael
 - Allina Health - Vadnais Heights
 - Allina Health - West St. Paul
 - Allina Health - Woodbury
- Allina Health Specialties
 - Allina Health Specialties - New Ulm Medical Center
 - Allina Health Specialties - Winthrop Area Clinic - New Ulm Medical Center
- Cedar Riverside People's Center
 - Cedar Riverside People's Center - People's Center Medical Clinic
- CentraCare Health
 - CentraCare Clinic - St. Joseph
 - CentraCare Health- Melrose
 - CentraCare Health Plaza- Pediatrics
 - CentraCare Health Plaza-Family Medicine
- Central Pediatrics
 - Central Pediatrics St. Paul
 - Central Pediatrics Woodbury
- Children's | Minnesota
 - Children's General Pediatric Clinic - Minneapolis
 - Children's General Pediatric Clinic - St. Paul
 - Children's Hugo Clinic
 - Children's West St. Paul Clinic
- Dakota Pediatrics, P.A.*
- Duluth Family Medicine Clinic
- Eagan Valley Pediatrics
- Essentia Health
 - EH Central Baxter Clinic
 - EH Central Brainerd Clinic
 - EH Central Pequot Lakes Clinic
 - EH Central Pierz Clinic*
 - EH Central Pillager Clinic
 - EH Central Pine River Clinic
 - EH East Duluth Clinic 1st St
 - EH East Grand Rapids Clinic
 - EH East Hayward Clinic
 - EH East Hibbing Clinic
 - EH East International Falls Clinic
 - EH East Lakeside Clinic
 - EH East Lakewalk Clinic
 - EH East Northern Pines Clinic
 - EH East Proctor Clinic
 - EH East Superior Clinic
 - EH East Virginia Clinic
 - EH East West Duluth Clinic
 - EH West Ada Clinic
 - EH West Detroit Lakes Clinic
 - EH West Fosston Clinic
 - EH West Frazee Clinic
 - EH West Jamestown Clinic
 - EH West Menahga Clinic*
 - EH West Moorhead
 - EH West Park Rapids Clinic
- EH West Pelican Rapids Clinic
- EH West South University Clinic
- EH West Valley City Clinic*
- EH West Wahpeton Clinic
- EH West West Acres Clinic
- EH West West Fargo Clinic
- Entira Family Clinics
 - Entira Family Clinics - Highland
 - Entira Family Clinics - Inver Grove Heights
 - Entira Family Clinics - Woodbury
- Fairview Health Services
 - Fairview Andover Clinic
 - Fairview Apple Valley Clinic
 - Fairview Bass Lake Clinic
 - Fairview Brooklyn Park Clinic
 - Fairview Columbia Heights Clinic
 - Fairview Elk River Clinic
 - Fairview Fridley Clinic
 - Fairview Hiawatha Clinic
 - Fairview Highland Park Clinic
 - Fairview Milaca Clinic
 - Fairview New Brighton Clinic
 - Fairview Oxboro Clinic
 - Fairview Princeton Clinic
 - Fairview Rosemount Clinic
 - Fairview Savage Clinic
 - Fairview Zimmerman Clinic
- Family Medical Center
 - Family Medical Center
- FamilyHealth Medical Clinic
 - FamilyHealth Medical Clinic - Northfield
- FirstLight Health System
 - FirstLight Health System - Mora
- Fridley Children's & Teenagers' Medical Center*
- Glencoe Regional Health Services
 - Glencoe Regional Health Services - Glencoe
 - Glencoe Regional Health Services - Lester Prairie
- Grand Itasca Clinic
- Gundersen Health System
 - Gundersen Health System - Spring Grove Clinic
- HealthPartners Clinics
 - HealthPartners - Anoka
 - HealthPartners - Arden Hills
 - HealthPartners - Bloomington
 - HealthPartners - Como
 - HealthPartners - Coon Rapids
 - HealthPartners - Eagan
 - HealthPartners - Elk River
 - HealthPartners - Hugo
 - HealthPartners - Inver Grove Heights

PERFORMANCE HIGHLIGHTS FOR PEDIATRIC PREVENTIVE CARE: ADOLESCENT MENTAL HEALTH AND/OR DEPRESSION SCREENING

Clinic Results

- HealthPartners - Lino Lakes
- HealthPartners - Maplewood
- HealthPartners - Riverside
- HealthPartners - Roseville
- HealthPartners - St Paul
- HealthPartners - White Bear Lake
- HealthPartners - Woodbury
- Dawson Clinic
 - Johnson Memorial Health Services - Dawson Clinic
- Lake View Clinic - Two Harbors
- Mankato Clinic, Ltd.
 - Mankato Clinic - Children's Health Center
 - Mankato Clinic - Daniel's Health Center
 - Mankato Clinic - Main Street
 - Mankato Clinic - North Mankato
 - Mankato Clinic - Wickersham Campus
- Mayo Clinic
 - Mayo Clinic - Baldwin Building, Pediatrics
- Mayo Clinic Health System
 - Mayo Clinic Health System Mankato Specialty Clinic
- Mendakota Pediatrics Ltd
- Children's | Minnesota
 - Metropolitan Pediatric Specialists - Burnsville*
 - Metropolitan Pediatric Specialists - Edina
 - Metropolitan Pediatric Specialists - Shakopee*
- Multicare Associates
 - Multicare Associates - Blaine Medical Center
 - Multicare Associates - Fridley Medical Center
 - Multicare Associates - Roseville Medical Center
- North Metro Pediatrics*
- NorthPoint Health & Wellness Center
- Open Door Health Center
- Ortonville Area Health Services-Northside Medical Clinic
- Park Nicollet Health Services
 - Park Nicollet Clinic - Bloomington
 - Park Nicollet Clinic - Brookdale
 - Park Nicollet Clinic - Burnsville
- Park Nicollet Clinic - Carlson
- Park Nicollet Clinic - Champlin
- Park Nicollet Clinic - Creekside
- Park Nicollet Clinic - Eagan
- Park Nicollet Clinic - Lakeville
- Park Nicollet Clinic - Minneapolis
- Park Nicollet Clinic - Plymouth
- Park Nicollet Clinic - Prairie Center
- Park Nicollet Clinic - Prior Lake
- Park Nicollet Clinic - Rogers
- Park Nicollet Clinic - Shakopee
- Park Nicollet Clinic - Shorewood
- Park Nicollet Clinic - St. Louis Park 3850 Bldg.
- Park Nicollet Clinic - St. Louis Park Family Medicine
- Children's | Minnesota
 - Partners in Pediatrics Brooklyn Park*
 - Partners in Pediatrics Calhoun*
 - Partners in Pediatrics Maple Grove*
 - Partners in Pediatrics Plymouth*
 - Partners in Pediatrics Rogers*
- Pediatric Services - Children's Physician Network
- Fairview Mesaba Clinics
 - Range Regional Health Services dba Fairview Mesaba Clinic - Hibbing
- Ridgeview Clinics
 - Ridgeview Chanhassen Clinic
 - Ridgeview Howard Lake Clinic
 - Ridgeview Winsted Clinic
- Sanford Health - Sioux Falls Region
 - Sanford Chamberlain Clinic
 - Sanford Tracy Clinic
- South Lake Pediatrics
 - South Lake Pediatrics - Chaska
 - South Lake Pediatrics - Childrens West
 - South Lake Pediatrics - Eden Prairie
 - South Lake Pediatrics - Maple Grove
 - South Lake Pediatrics - Minnetonka
 - South Lake Pediatrics - Plymouth
- Southdale Pediatric Associates, Ltd
 - Southdale Pediatric Associates, Ltd - Burns-
- ville
 - Southdale Pediatric Associates, Ltd - Eden Prairie
 - Southdale Pediatric Associates, Ltd - Edina
- St. Luke's Clinics
 - St Luke's Clinics-Lester River
 - St Luke's Clinics-Mariner Medical Clinic
 - St Luke's Clinics-Mount Royal
 - St Luke's Clinics-P.S. Rudie Medical Clinic
 - St Luke's Clinics-Pediatrics
- Integrity Health Network
 - St. Cloud Medical Group - Clearwater - IHN
 - St. Cloud Medical Group - Cold Spring -IHN*
 - St. Cloud Medical Group - NW- IHN
 - St. Cloud Medical Group - South -IHN*
- Stillwater Medical Group
 - Stillwater Medical Group - Curve Crest Clinic
 - Stillwater Medical Group - Mahtomedi Clinic
- University of Minnesota Physicians
 - University of Minnesota Health - Fairview Maple Grove Medical Center
 - University of Minnesota Physicians - Bethesda Family Medicine Clinic
- Wayzata Children's Clinic
 - Wayzata Children's Clinic - Chaska
 - Wayzata Children's Clinic - Delano
 - Wayzata Children's Clinic - Minnetonka
 - Wayzata Children's Clinic - Spring Park
- West Side Community Health Services
 - West Side Community Health Services - La Clinica
- Winona Health Services
 - Winona Health - Winona Clinic

Biggest improvement from 2015-2016

The greatest improvement since report year 2015 in Pediatric Preventive Care: Adolescent Mental Health and/or Depression Screening (clinic results) was made by **Johnson Memorial Health Services - Dawson Clinic** and **Park Nicollet Clinic - Champlin** whose score increased by 86 percentage points.

Clinic performance over time (2014-2016)

Not applicable because this is the second year of reporting this measure.

PERFORMANCE HIGHLIGHTS FOR PEDIATRIC PREVENTIVE CARE: ADOLESCENT MENTAL HEALTH AND/OR DEPRESSION SCREENING

Regional Clinic Results

Highest performers in 2016 by region

Clinic results showed differences in performance among the different geographic regions in Minnesota. Boundaries of the nine regions were determined by synthesizing health care and geopolitical data, including from the Metropolitan Council and State of Minnesota. The results have been organized to identify areas of the state with the highest proportion of high-performing clinics. The nine regions are listed below with the number of high-performing clinics shown along with the total number of clinics that submitted data. The high-performing clinics are listed under their medical group name in alphabetical order by region.

East Metro - 54 out of 89 (61 percent)

AALFA Family Clinic

- AALFA Family Clinic-MHN
- Allina Health Clinics
- Allina Health - Burnsville (Quello)
- Allina Health - Coon Rapids
- Allina Health - Cottage Grove
- Allina Health - Eagan
- Allina Health - Farmington
- Allina Health - First Street
- Allina Health - Forest Lake
- Allina Health - Fridley
- Allina Health - Inver Grove Heights (Aspen)
- Allina Health - Lakeville (Quello)
- Allina Health - Maplewood (Aspen)
- Allina Health - Oakdale Clinic
- Allina Health - Ramsey
- Allina Health - Shoreview
- Allina Health - Vadnais Heights
- Allina Health - West St. Paul
- Allina Health - Woodbury

Central Pediatrics

- Central Pediatrics Woodbury

Children's | Minnesota

- Children's Hugo Clinic
- Children's West St. Paul Clinic
- Metropolitan Pediatric Specialists - Burnsville

Dakota Pediatrics, P.A.

Eagan Valley Pediatrics

Entira Family Clinics

- Entira Family Clinics - Inver Grove Heights
- Entira Family Clinics - Woodbury

Fairview Health Services

- Fairview Andover Clinic
- Fairview Apple Valley Clinic
- Fairview Columbia Heights Clinic
- Fairview Fridley Clinic
- Fairview New Brighton Clinic

- Fairview Rosemount Clinic
- Fridley Children's & Teenagers' Medical Center - Children's Physician Network
 - Fridley Children's & Teenagers' Medical Center

HealthPartners Clinics

- HealthPartners - Anoka
- HealthPartners - Arden Hills
- HealthPartners - Coon Rapids
- HealthPartners - Eagan
- HealthPartners - Hugo
- HealthPartners - Inver Grove Heights
- HealthPartners - Lino Lakes
- HealthPartners - Maplewood
- HealthPartners - Roseville
- HealthPartners - White Bear Lake
- HealthPartners - Woodbury

Mendakota Pediatrics Ltd

- Mendakota Pediatrics

Multicare Associates

- Multicare Associates - Blaine Medical Center
- Multicare Associates - Fridley Medical Center
- Multicare Associates - Roseville Medical Center

North Metro Pediatrics

Park Nicollet Health Services

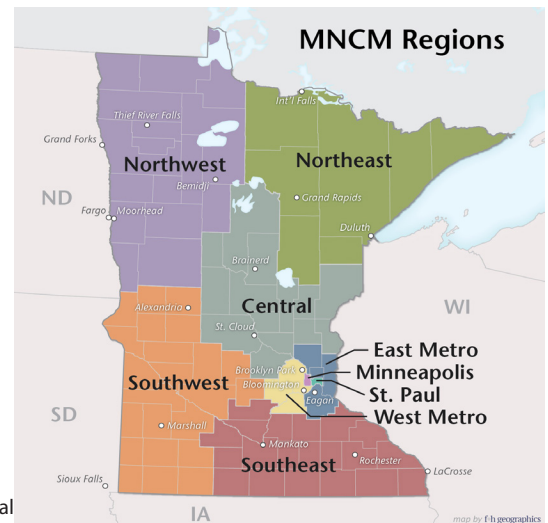
- Park Nicollet Clinic - Burnsville
- Park Nicollet Clinic - Eagan
- Park Nicollet Clinic - Lakeville

Southdale Pediatric Associates, Ltd

- Southdale Pediatric Associates, Ltd - Burnsville

Stillwater Medical Group

- Stillwater Medical Group - Curve Crest Clinic



PERFORMANCE HIGHLIGHTS FOR PEDIATRIC PREVENTIVE CARE: ADOLESCENT MENTAL HEALTH AND/OR DEPRESSION SCREENING

Regional Clinic Results

West Metro - 47 out of 84 (56 percent)

- All About Children Pediatrics - Children's Health Network
 - All About Children Pediatrics, P.A.
- Allina Health Clinics
 - Allina Health - Bloomington (Aspen)
 - Allina Health - Brooklyn Park
 - Allina Health - Champlin
 - Allina Health - Chaska
 - Allina Health - Maple Grove
 - Allina Health - Savage (Quello)
 - Allina Health - Shakopee
 - Allina Health - St. Francis Health Services - Jordan
- Children's | Minnesota
 - Metropolitan Pediatric Specialists - Edina
 - Metropolitan Pediatric Specialists - Shakopee
 - Partners in Pediatrics Brooklyn Park
 - Partners in Pediatrics Calhoun
 - Partners in Pediatrics Maple Grove
 - Partners in Pediatrics Plymouth
 - Partners in Pediatrics Rogers

- Fairview Health Services
 - Fairview Bass Lake Clinic
 - Fairview Brooklyn Park Clinic
 - Fairview Oxboro Clinic
 - Fairview Savage Clinic
 - HealthPartners Clinics
 - HealthPartners - Bloomington
- Park Nicollet Health Services
 - Park Nicollet Clinic - Bloomington
 - Park Nicollet Clinic - Brookdale
 - Park Nicollet Clinic - Carlson
 - Park Nicollet Clinic - Champlin
 - Park Nicollet Clinic - Creekside
 - Park Nicollet Clinic - Plymouth
 - Park Nicollet Clinic - Prairie Center
 - Park Nicollet Clinic - Prior Lake
 - Park Nicollet Clinic - Rogers
 - Park Nicollet Clinic - Shakopee
 - Park Nicollet Clinic - Shorewood
 - Park Nicollet Clinic - St. Louis Park 3850 Bldg.
 - Park Nicollet Clinic - St. Louis Park Family Medicine

- Pediatric Services - Children's Physician Network
 - Pediatric Services
- Ridgeview Clinics
 - Ridgeview Chanhassen Clinic
- South Lake Pediatrics
 - South Lake Pediatrics - Childrens West
 - South Lake Pediatrics - Eden Prairie
 - South Lake Pediatrics - Maple Grove
 - South Lake Pediatrics - Minnetonka
 - South Lake Pediatrics - Plymouth
- Southdale Pediatric Associates, Ltd
 - Southdale Pediatric Associates, Ltd - Eden Prairie
 - Southdale Pediatric Associates, Ltd - Edina
- University of Minnesota Physicians
 - University of Minnesota Health - Fairview Maple Grove Medical Center
- Wayzata Children's Clinic
 - Wayzata Children's Clinic - Chaska
 - Wayzata Children's Clinic - Minnetonka
 - Wayzata Children's Clinic - Spring Park

Central - 29 out of 66 (44 percent)

- Allina Health Clinics
 - Allina Health - Annandale
 - Allina Health - Buffalo
 - Allina Health - Cambridge
 - Allina Health - Elk River
 - Allina Health - St. Michael
- CentraCare Health
 - CentraCare Clinic - St. Joseph
 - CentraCare Health- Melrose
 - CentraCare Health Plaza- Pediatrics
 - CentraCare Health Plaza-Family Medicine
- Essentia Health
 - EH Central Baxter Clinic
 - EH Central Brainerd Clinic

- EH Central Pequot Lakes Clinic
- EH Central Pierz Clinic
- EH Central Pillager Clinic
- EH Central Pine River Clinic
- EH West Menahga Clinic
- Fairview Health Services
 - Fairview Elk River Clinic
 - Fairview Milaca Clinic
 - Fairview Princeton Clinic
 - Fairview Zimmerman Clinic
- FirstLight Health System
 - FirstLight Health System - Mora
- HealthPartners Clinics
 - HealthPartners - Elk River

- Integrity Health Network
 - St. Cloud Medical Group - Clearwater - IHN
 - St. Cloud Medical Group - Cold Spring -IHN
 - St. Cloud Medical Group - NW- IHN
 - St. Cloud Medical Group - South -IHN
- Ridgeview Clinics
 - Ridgeview Howard Lake Clinic
- Unity Family Healthcare, Family Medical Center
 - Family Medical Center
- Wayzata Children's Clinic
 - Wayzata Children's Clinic - Delano

Minneapolis - Seven out of 28 (25 percent)

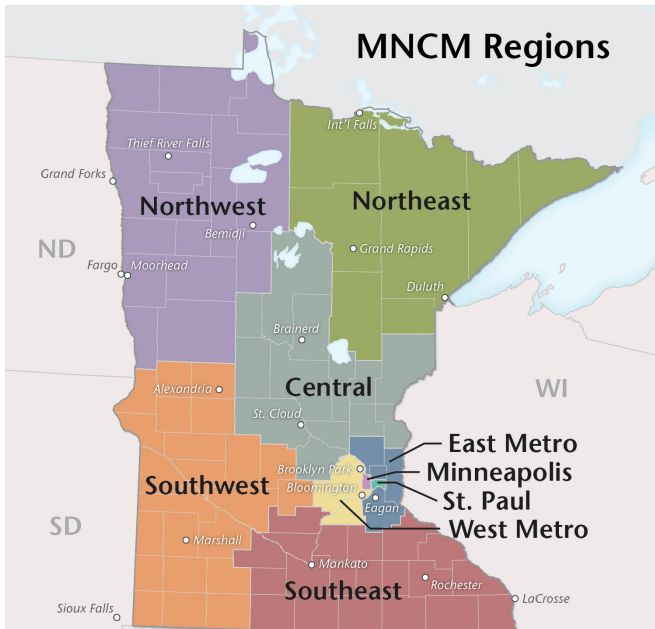
- Allina Health Clinics
 - Allina Health - East Lake Street (Aspen)
- Cedar Riverside People's Center
 - Cedar Riverside People's Center - People's Center Medical Clinic
- Children's | Minnesota
 - Children's General Pediatric Clinic - Minneapolis
- Fairview Health Services
 - Fairview Hiawatha Clinic
- HealthPartners Clinics
 - HealthPartners - Riverside
- NorthPoint Health & Wellness Center
- Park Nicollet Health Services
 - Park Nicollet Clinic - Minneapolis

Saint Paul - 10 out of 23 (43 percent)

- Allina Health Clinics
 - Allina Health - Bandana Square (Aspen)
- Central Pediatrics
- Children's | Minnesota
 - Children's General Pediatric Clinic - St. Paul
- Entira Family Clinics
 - Entira Family Clinics - Highland
- Fairview Health Services
 - Fairview Highland Park Clinic
- HealthPartners Clinics
 - HealthPartners - Como
 - HealthPartners - St Paul
- Stillwater Medical Group
 - Stillwater Medical Group - Mahtomedi Clinic
- University of Minnesota Physicians
 - University of Minnesota Physicians - Bethesda Family Medicine Clinic
- West Side Community Health Services
 - West Side Community Health Services - La Clinica

PERFORMANCE HIGHLIGHTS FOR PEDIATRIC PREVENTIVE CARE: ADOLESCENT MENTAL HEALTH AND/OR DEPRESSION SCREENING

Regional Clinic Results



Southeast - 25 out of 65 (38 percent)

- Allina Health Clinics
 - Allina Health - Faribault
 - Allina Health - Northfield
- Allina Health Specialties
 - Allina Health Specialties - New Ulm Medical Center
 - Allina Health Specialties - Winthrop Area Clinic - New Ulm Medical Center
- FamilyHealth Medical Clinics
 - FamilyHealth Medical Clinic - Northfield
- Gundersen Health System
 - Gundersen Health System - Spring Grove Clinic
- Mankato Clinic, Ltd.
 - Mankato Clinic - Children's Health Center
 - Mankato Clinic - Daniel's Health Center
 - Mankato Clinic - Main Street
 - Mankato Clinic - North Mankato
 - Mankato Clinic - Wickersham Campus
- Mayo Clinic
 - Mayo Clinic - Baldwin Building, Pediatrics
- Mayo Clinic Health System
 - Mayo Clinic Health System Mankato Specialty Clinic
- Open Door Health Center
- South Lake Pediatrics
 - South Lake Pediatrics - Chaska
- Winona Health Services
 - Winona Health - Winona Clinic

Southwest - Nine out of 37 (24 percent)

- Affiliated Community Medical Centers
 - Affiliated Community Medical Centers - Benson Clinic
 - Affiliated Community Medical Centers - New London Clinic
- Alexandria Clinic
 - Alexandria Clinic, A Service of Douglas County Hospital
- Dawson Clinic
 - Johnson Memorial Health Services - Dawson Clinic
- Glencoe Regional Health Services
 - Glencoe Regional Health Services - Glencoe
 - Glencoe Regional Health Services - Lester Prairie
- Ortonville Area Health Services-Northside Medical Clinic
 - Ortonville Area Health Services-Northside Medical Clinic
- Ridgeview Clinics
 - Ridgeview Winsted Clinic
- Sanford Health - Sioux Falls Region
 - Sanford Tracy Clinic

Northeast - 18 out of 33 (55 percent)

- Duluth Family Medicine Clinic
- Essentia Health
 - EH East Duluth Clinic 1st St
 - EH East Grand Rapids Clinic
 - EH East Hibbing Clinic
 - EH East International Falls Clinic
 - EH East Lakeside Clinic
 - EH East Lakewalk Clinic
 - EH East Northern Pines Clinic
 - EH East Proctor Clinic
 - EH East Virginia Clinic
 - EH East West Duluth Clinic
- Fairview Mesaba Clinics
 - Range Regional Health Services dba Fairview Mesaba Clinic - Hibbing
- Grand Itasca Clinic
- Lake View Clinic - Two Harbors
- St. Luke's Clinics
 - St Luke's Clinics-Lester River
 - St Luke's Clinics-Mount Royal
 - St Luke's Clinics-P.S. Rudie Medical Clinic
 - St Luke's Clinics-Pediatrics

Northwest - Seven out of 34 (21 percent)

- Essentia Health
 - EH West Ada Clinic
 - EH West Detroit Lakes Clinic
 - EH West Fosston Clinic
 - EH West Frazee Clinic
 - EH West Moorhead
 - EH West Park Rapids Clinic
 - EH West Pelican Rapids Clinic

PERFORMANCE HIGHLIGHTS FOR PEDIATRIC PREVENTIVE CARE: ADOLESCENT MENTAL HEALTH AND/OR DEPRESSION SCREENING

Medical Group Results

Highest performers in 2016

Results by medical group showed an average of 64 percent of pediatric patients ages 12-17 who had a documented mental health and/or depression screening at a well-child visit. **Dakota Pediatrics, P.A., Fridley Children's & Teenagers' Medical Center - Children's Physician Network** and **North Metro Pediatrics** set the benchmark of 100 percent. There were 42 of 101 medical groups with rates and confidence interval fully above the statewide average. The high-performing medical groups are listed below from high to low performance. An asterisk (*) indicates a Top 5 performer for this measure based on unadjusted results.

- Dakota Pediatrics, P.A.*
- North Metro Pediatrics*
- Fridley Children's & Teenagers' Medical Center - Children's Physician Network*
- Mendakota Pediatrics Ltd*
- Children's | Minnesota*
- All About Children Pediatrics - Children's Health Network
- Wayzata Children's Clinic
- Pediatric Services - Children's Physician Network
- South Lake Pediatrics
- Eagan Valley Pediatrics
- Central Pediatrics
- Duluth Family Medicine Clinic
- Southdale Pediatric Associates, Ltd
- Open Door Health Center
- Dawson Clinic
- AALFA Family Clinic
- Winona Health Services
- Cedar Riverside People's Center
- Essentia Health
- Mankato Clinic, Ltd.
- NorthPoint Health & Wellness Center
- Glencoe Regional Health Services
- Gundersen Health System
- Grand Itasca Clinic
- Lake View Clinic - Two Harbors
- Allina Health Clinics
- Allina Health Specialties
- Multicare Associates
- Ortonville Area Health Services-Northside Medical Clinic
- Stillwater Medical Group
- Park Nicollet Health Services
- Alexandria Clinic
- Ridgeview Clinics
- Fairview Mesaba Clinics
- HealthPartners Clinics
- Mayo Clinic
- St. Luke's Clinics
- CentraCare Health
- FirstLight Health System
- Unity Family Healthcare, Family Medical Center
- Fairview Health Services
- Entira Family Clinics

Biggest improvement from 2015–2016

The greatest improvement since report year 2015 in Pediatric Preventive Care: Adolescent Mental Health and/or Depression Screening (medical group results) was made by **Dawson Clinic** whose score increased by 86 percentage points.

Medical group performance over time (2014-2016)

Not applicable because this is the second year of reporting this measure.

Please see next page.

LARGE INCREASE IN STATEWIDE RATE

Immunizations for Adolescents

This measures the percentage of 13 year olds who had received one dose of meningococcal vaccine and one tetanus, diphtheria toxoids and acellular pertussis vaccine (Tdap) or one tetanus, diphtheria toxoids vaccine (Td) by their thirteenth birthday.

The statewide rate for Immunizations for Adolescents is 85 percent. **Table 7** displays the details of the 2016 rate. **Figure 2** shows the average rate for this measure over time. The statewide rate has increased by 32 percentage points since 2012. An increase of 10 percentage points was seen between 2015 and 2016.

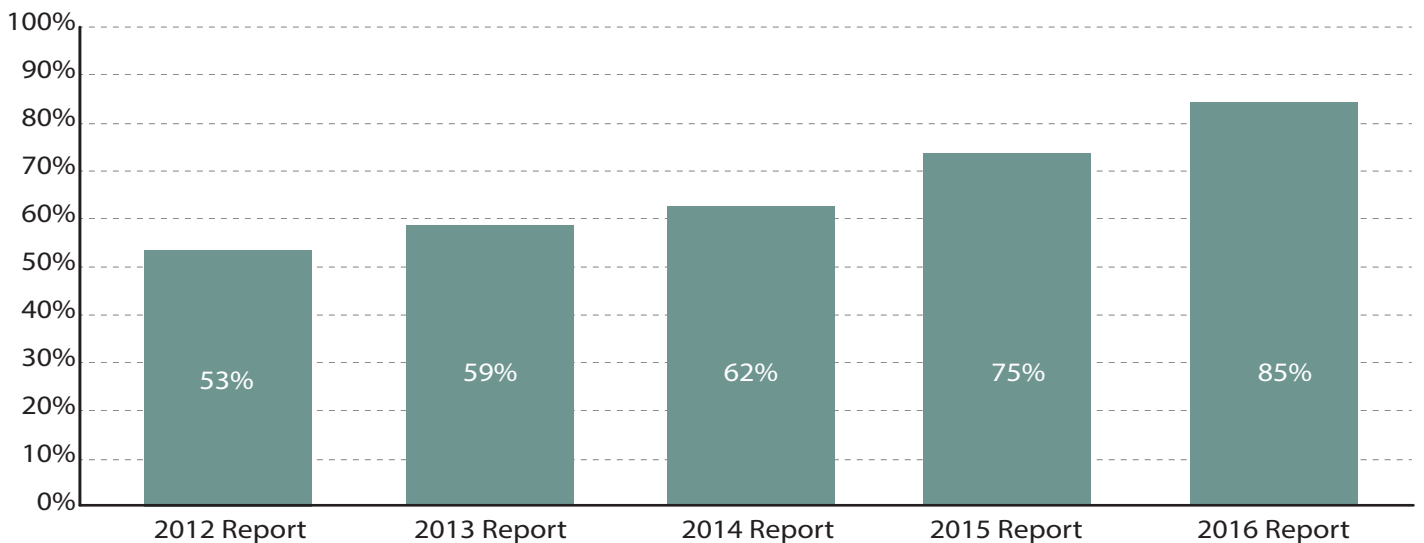
Data for this measure are collected from health plan claims, the Minnesota Immunization Information Connection registry (MIIC) and medical record review.

TABLE 7: STATEWIDE RATE FOR IMMUNIZATIONS FOR ADOLESCENTS

	Statewide Average (Weighted)	95% CI	Numerator (Patients who met treatment goals)	Denominator (Patients Sampled)	Total Eligible
Immunizations for Adolescents	84.7%	83.7%-85.6%	4,589	5,603	31,948

*Statewide Average (above) includes those patients attributed to a medical group AND those who could not be attributed to a medical group.

FIGURE 2: STATEWIDE RATES FOR IMMUNIZATIONS FOR ADOLESCENTS OVER TIME



Caution is recommended when making comparisons from year to year. Annual rate differences can occur due to natural variation, changes in measurement specifications, changes in data sources and other factors.

PERFORMANCE HIGHLIGHTS FOR IMMUNIZATIONS FOR ADOLESCENTS

Medical Group Results

Highest performers in 2016

Medical group results showed an average of 87 percent of 13 year olds were up-to-date with all recommended immunizations by their thirteenth birthday. **Stillwater Medical Group** set the benchmark of 95 percent. Four out of 38 medical groups had rates and confidence intervals fully above the medical group average. These groups are listed below from high to low performance. An asterisk (*) indicated a Top 5 performer for this measure based on unadjusted results.

- Park Nicollet Health Services*
- HealthPartners Clinics*
- Allina Health Specialties*
- Allina Health Clinics*

Biggest improvement from 2015-2016

The greatest improvement since report year 2015 in Immunization for Adolescents (medical group results) was made by **Entira Family Clinics**, whose score increased by 29 percentage points.

Medical group performance over time (2014-2016)

We reviewed the data to identify patterns of medical group performance in medical groups with three years of data beginning in 2014. We looked for patterns of consistently high performance, consistent improvement, consistent decreases and/or relative stability. The results are below in alphabetical order.

Two medical groups achieved consistently high performance and above average rates over the past three years for Immunizations for Adolescents:

- HealthPartners Clinics
- Park Nicollet Health Services

Eighteen medical groups showed consistent improvement over three years:

- Affiliated Community Medical Centers
- Alexandria Clinic
- Allina Health Specialties
- Buffalo Clinic, PA - IHN
- Children's Health Care
- Entira Family Clinics
- Fairview Medical Group
- HealthPartners Clinics
- Lakeview Clinic
- Lakewood Health System
- Mankato Clinic, Ltd.
- Mayo Clinic Health System - Albert Lea and Austin
- Mayo Clinic Health System - Red Wing
- North Memorial
- Park Nicollet Health Services
- Sanford Health - Fargo Region
- Sanford Health - Sioux Falls Region
- Stillwater Medical Group

PERFORMANCE HIGHLIGHTS FOR IMMUNIZATIONS FOR ADOLESCENTS

Medical Group Results

One medical group had a rate that were relatively stable over three years.

- Children's Clinic Network

There were no medical groups with rates that consistently decrease over three years.

Thirteen medical groups did not have a discernable pattern over three years.

Please see next page.

LARGE INCREASE IN STATEWIDE RATE

Optimal Asthma Control - Children

This measures the percentage of patients ages 5-17 with persistent asthma who have reached the following two targets to control their asthma:

- Evidence of well-controlled asthma determined through the use of an asthma control tool (e.g. Asthma Control Test (ACT); Childhood Asthma Control Test (C-ACT); Asthma Control Questionnaire (ACQ); and Asthma Therapy Assessment Questionnaire (ATAQ))
- Not at risk for elevated exacerbation as evidenced by patient-reported emergency department visits and hospitalizations

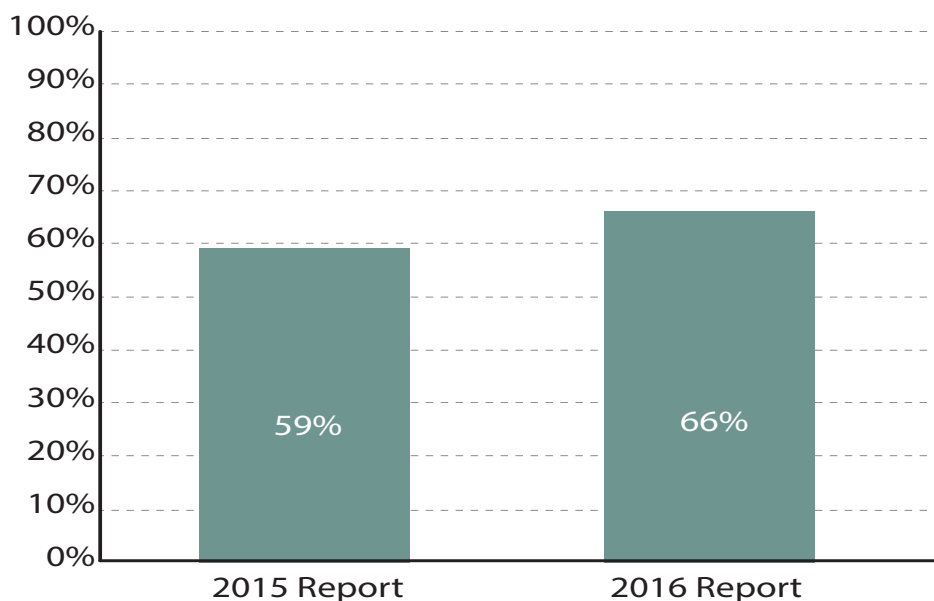
The statewide rate for Optimal Asthma Control is 66 percent for children ages 5-17. **Table 8** displays the details of this statewide rate for both populations. **Figure 3** displays the statewide rate over time.

Data collected for this measure are submitted directly to MNCM by medical groups and clinics from electronic health records or paper-based medical charts.

TABLE 8: STATEWIDE RATE FOR OPTIMAL ASTHMA CONTROL - CHILDREN

	Statewide Average (Weighted)	95% CI	Numerator (Patients who met treatment goals)	Denominator (Patients Sampled)	Total Eligible
Optimal Asthma Control - Children	65.5%	65.0%-66.0%	26,449	40,642	41,745

FIGURE 3: OPTIMAL ASTHMA CONTROL - CHILDREN OVER TIME



Caution is recommended when making comparisons from year to year. Annual rate differences can occur due to natural variation, changes in measurement specifications, changes in data sources and other factors.

PERFORMANCE HIGHLIGHTS FOR OPTIMAL ASTHMA CONTROL- CHILDREN

Clinic Results

Highest performers in 2016

Clinic results showed an average of 59 percent of children ages 5-17 with asthma met all required components in this measure. **St Paul Allergy & Asthma Clinic, P.A. Highland** set the benchmark of 98 percent. Based on risk adjusted results, there were 60 of 279 clinics with rates that were statistically above the expected result for their patient mix. The high-performing clinics are listed below in alphabetical order under their medical group name. An asterisk (*) indicates a Top 15 performer for this measure based on risk adjusted results.

Advancements in Allergy and Asthma Care <ul style="list-style-type: none"> Advancements in Allergy and Asthma Care, Ltd. 	Essentia Health <ul style="list-style-type: none"> EH East Duluth Clinic 1st St 	<ul style="list-style-type: none"> Park Nicollet Clinic - Champlin Park Nicollet Clinic - Eagan Park Nicollet Clinic - Lakeville* Park Nicollet Clinic - Maple Grove Park Nicollet Clinic - Rogers* Park Nicollet Clinic - Shakopee Park Nicollet Clinic - St. Louis Park 3850 Bldg.
Allergy & Asthma Specialists, PA <ul style="list-style-type: none"> Allergy & Asthma Specialists, PA - Plymouth West Health 	Fairview Health Services <ul style="list-style-type: none"> Fairview Burnsville Clinic Fairview Children's Clinic Fairview Elk River Clinic Fairview Lino Lakes Clinic Fairview North Branch Clinic* Fairview Oxboro Clinic Fairview Rosemount Clinic 	South Lake Pediatrics <ul style="list-style-type: none"> South Lake Pediatrics - Chaska* South Lake Pediatrics - Childrens West* South Lake Pediatrics - Eden Prairie* South Lake Pediatrics - Maple Grove South Lake Pediatrics - Minnetonka* South Lake Pediatrics - Plymouth*
Allina Health Clinics <ul style="list-style-type: none"> Allina Health - Bloomington* Allina Health - Buffalo Allina Health - Champlin* Allina Health - Coon Rapids Allina Health - Ramsey 	HealthPartners Clinics <ul style="list-style-type: none"> HealthPartners - Anoka HealthPartners - Brooklyn Center HealthPartners - Coon Rapids HealthPartners - Elk River HealthPartners - Maplewood HealthPartners - Woodbury 	Southdale Pediatric Associates, Ltd <ul style="list-style-type: none"> Southdale Pediatric Associates, Ltd - Burnsville
CentraCare Health <ul style="list-style-type: none"> CentraCare Health Plaza- Pediatrics* 	Hennepin County Medical Center (HCMC) Clinics <ul style="list-style-type: none"> Hennepin County Medical Center (HCMC) Clinics - Downtown Pediatric Clinic 	St. Paul Allergy & Asthma Clinic, P.A. <ul style="list-style-type: none"> St Paul Allergy & Asthma Clinic, P.A. Highland*
Central Pediatrics <ul style="list-style-type: none"> Central Pediatrics St. Paul* Central Pediatrics Woodbury 	Mankato Clinic, Ltd. <ul style="list-style-type: none"> Mankato Clinic - Children's Health Center Mankato Clinic - Daniel's Health Center 	Stillwater Medical Group <ul style="list-style-type: none"> Stillwater Medical Group - Curve Crest Clinic
Children's Minnesota <ul style="list-style-type: none"> Children's Speciality Clinic - Minneapolis* Metropolitan Pediatric Specialists - Burnsville Metropolitan Pediatric Specialists - Edina Metropolitan Pediatric Specialists - Shakopee Partners in Pediatrics Calhoun Partners in Pediatrics Plymouth 	Mayo Clinic <ul style="list-style-type: none"> Mayo Clinic - Northeast Mayo Clinic Health System Mayo Clinic Health System Austin 	Wayzata Children's Clinic <ul style="list-style-type: none"> Wayzata Children's Clinic - Chaska Wayzata Children's Clinic - Minnetonka Wayzata Children's Clinic - Spring Park
Children's Respiratory & Critical Care Specialists <ul style="list-style-type: none"> Children's Respiratory & Critical Care Specialists - Minneapolis Children's Respiratory & Critical Care Specialists - Minnetonka Children's Respiratory & Critical Care Specialists - St Paul 	Olmsted Medical Center <ul style="list-style-type: none"> Olmsted Medical Center - Rochester Southeast 	
	Park Nicollet Health Services <ul style="list-style-type: none"> Park Nicollet Clinic - Bloomington* Park Nicollet Clinic - Burnsville 	

Biggest improvement from 2015-2016

The greatest improvement since report year 2015 in Optimal Asthma Control - Children (clinic results) was made by **Tri-County Health Care - Wadena Clinic** whose rate increased by 70 percentage points.

Clinic performance over time (2014-2016)

Not applicable because this is the second year of reporting this measure.

PERFORMANCE HIGHLIGHTS FOR OPTIMAL ASTHMA CONTROL CHILDREN

Regional Clinic Results

Highest performers in 2016 by region

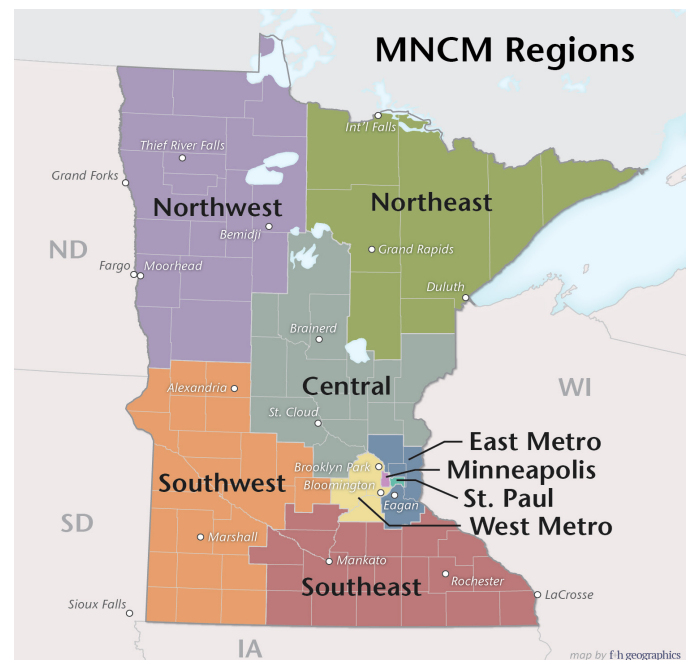
Clinic results showed differences in performance among the different geographic regions in Minnesota. Boundaries of the nine regions were determined by synthesizing health care and geopolitical data, including from the Metropolitan Council and State of Minnesota. The results have been organized to identify areas of the state with the highest proportion of high-performing clinics. The nine regions are listed below with the number of high-performing clinics shown along with the total number of clinics that submitted data. The high-performing clinics are listed under their medical group name in alphabetical order by region.

East Metro - 16 out of 57 (28 percent)

- | | | |
|--|---|---|
| <ul style="list-style-type: none"> Allina Health Clinics <ul style="list-style-type: none"> • Allina Health - Coon Rapids • Allina Health - Ramsey Central Pediatrics <ul style="list-style-type: none"> • Central Pediatrics Woodbury Children's Minnesota <ul style="list-style-type: none"> • Metropolitan Pediatric Specialists - Burnsville Fairview Health Services <ul style="list-style-type: none"> • Fairview Burnsville Clinic • Fairview Lino Lakes Clinic | <ul style="list-style-type: none"> • Fairview Rosemount Clinic HealthPartners Clinics <ul style="list-style-type: none"> • HealthPartners - Anoka • HealthPartners - Coon Rapids • HealthPartners - Maplewood • HealthPartners - Woodbury Park Nicollet Health Services <ul style="list-style-type: none"> • Park Nicollet Clinic - Burnsville • Park Nicollet Clinic - Eagan • Park Nicollet Clinic - Lakeville Southdale Pediatric Associates, Ltd | <ul style="list-style-type: none"> • Southdale Pediatric Associates, Ltd - Burnsville Stillwater Medical Group <ul style="list-style-type: none"> • Stillwater Medical Group - Curve Crest Clinic |
|--|---|---|

West Metro - 25 out of 57 (44 percent)

- | | |
|---|---|
| <ul style="list-style-type: none"> Advancements in Allergy and Asthma Care <ul style="list-style-type: none"> • Advancements in Allergy and Asthma Care, Ltd. Allergy & Asthma Specialists, PA <ul style="list-style-type: none"> • Allergy & Asthma Specialists, PA - Plymouth West Health Allina Health Clinics <ul style="list-style-type: none"> • Allina Health - Bloomington • Allina Health - Champlin Children's Minnesota <ul style="list-style-type: none"> • Metropolitan Pediatric Specialists - Edina • Metropolitan Pediatric Specialists - Shakopee • Partners in Pediatrics Calhoun • Partners in Pediatrics Plymouth Children's Respiratory & Critical Care Specialists <ul style="list-style-type: none"> • Children's Respiratory & Critical Care Specialists - Minnetonka Fairview Health Services <ul style="list-style-type: none"> • Fairview Oxboro Clinic HealthPartners Clinics <ul style="list-style-type: none"> • HealthPartners - Brooklyn Center Park Nicollet Health Services <ul style="list-style-type: none"> • Park Nicollet Clinic - Bloomington | <ul style="list-style-type: none"> • Park Nicollet Clinic - Champlin • Park Nicollet Clinic - Maple Grove • Park Nicollet Clinic - Rogers • Park Nicollet Clinic - Shakopee • Park Nicollet Clinic - St. Louis Park 3850 Bldg. South Lake Pediatrics <ul style="list-style-type: none"> • South Lake Pediatrics - Childrens West • South Lake Pediatrics - Eden Prairie • South Lake Pediatrics - Maple Grove • South Lake Pediatrics - Minnetonka • South Lake Pediatrics - Plymouth Wayzata Children's Clinic <ul style="list-style-type: none"> • Wayzata Children's Clinic - Chaska • Wayzata Children's Clinic - Minnetonka • Wayzata Children's Clinic - Spring Park |
|---|---|



PERFORMANCE HIGHLIGHTS FOR OPTIMAL ASTHMA CONTROL- CHILDREN

Regional Clinic Results

Central - Five out of 32 (16 percent)

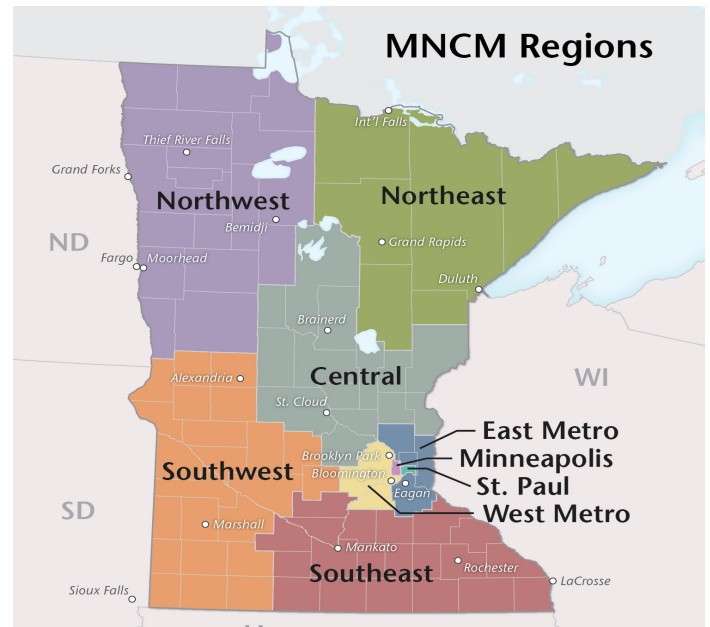
- Allina Health Clinics
 - Allina Health - Buffalo
- CentraCare Health
 - CentraCare Health Plaza- Pediatrics
- Fairview Health Services
 - Fairview Elk River Clinic
 - Fairview North Branch Clinic
- HealthPartners Clinics
 - HealthPartners - Elk River

Minneapolis - Four out of 17 (24 percent)

- Children's | Minnesota
 - Children's Speciality Clinic - Minneapolis
- Children's Respiratory & Critical Care Specialists
 - Children's Respiratory & Critical Care Specialists - Minneapolis
- Fairview Health Services
 - Fairview Children's Clinic
- Hennepin County Medical Center (HCMC) Clinics
 - Hennepin County Medical Center (HCMC) Clinics - Downtown Pediatric Clinic

Saint Paul - Three out of 20 (15 percent)

- Central Pediatrics
 - Central Pediatrics St. Paul
- Children's Respiratory & Critical Care Specialists
 - Children's Respiratory & Critical Care Specialists - St Paul
- St. Paul Allergy & Asthma Clinic, P.A.
 - St Paul Allergy & Asthma Clinic, P.A. Highland



Southeast - Six out of 26 (23 percent)

- Mankato Clinic, Ltd.
 - Mankato Clinic - Children's Health Center
 - Mankato Clinic - Daniel's Health Center
- Mayo Clinic
 - Mayo Clinic - Northeast
 - Mayo Clinic Health System
 - Mayo Clinic Health System Austin
- Olmsted Medical Center
 - Olmsted Medical Center - Rochester Southeast
- South Lake Pediatrics
 - South Lake Pediatrics - Chaska

Northeast - One out of 17 (Six percent)

- Essentia Health - East Region
 - Essentia Health - Duluth Clinic 1st St

PERFORMANCE HIGHLIGHTS FOR OPTIMAL ASTHMA CONTROL - CHILDREN

Medical Group Results

Highest performers in 2016

Results by medical group showed an average of 66 percent of children ages 5-17 with asthma met all required components of this measure. **St. Paul Allergy & Asthma Clinic, P.A.** set the benchmark of 98 percent. Based on risk adjusted results, there were 16 of 73 medical groups with rates that were statistically above the expected result for their patient mix. The high-performing medical groups are listed below from high to low performance. An asterisk (*) indicates a Top 15 performer for this measure based on risk adjusted results.

- St. Paul Allergy & Asthma Clinic, P.A.*
- South Lake Pediatrics*
- Advancements in Allergy and Asthma Care*
- Central Pediatrics
- Stillwater Medical Group*
- Wayzata Children's Clinic
- CentraCare Health*
- Southdale Pediatric Associates, Ltd
- Children's Respiratory & Critical Care Specialists
- Mankato Clinic, Ltd.
- Olmsted Medical Center
- Park Nicollet Health Services
- Affiliated Community Medical Centers
- Fairview Health Services
- HealthPartners Clinics
- Hennepin County Medical Center (HCMC) Clinics

Biggest improvement from 2015–2016

The greatest improvement since report year 2015 in Optimal Asthma Control - Children (medical group results) was made by **Allergy, Asthma & Pulmonary Associates, PA** whose rate increased by almost 61 percentage points.

Medical group performance over time (2014-2016)

Not applicable because this is the second year of reporting this measure.

Please see next page.

RESULTS BY MEASURE

Moderate Increase in Statewide Rate

Section Contents

- **Pediatric Preventive Care: Overweight Counseling** – Measures the percentage of pediatric patients ages 3-17 who had an overweight or obesity assessment at a well-child visit and if the BMI percentile is greater than or equal to 85, had appropriate documentation of counseling for physical activity and nutrition.
- **Optimal Asthma Control - Adults** – Measures the percentage of adult (ages 18-50) patients who have asthma and meet specified targets to control their asthma.

MODERATE INCREASE IN STATEWIDE RATE

Pediatric Preventive Care: Overweight Counseling

This measure assesses the percentage of pediatric patients ages 3-17 who had an overweight or obesity assessment at a well-child visit. If the BMI percentile was greater than or equal to 85, the patient had appropriate documentation of counseling for physical activity and nutrition.

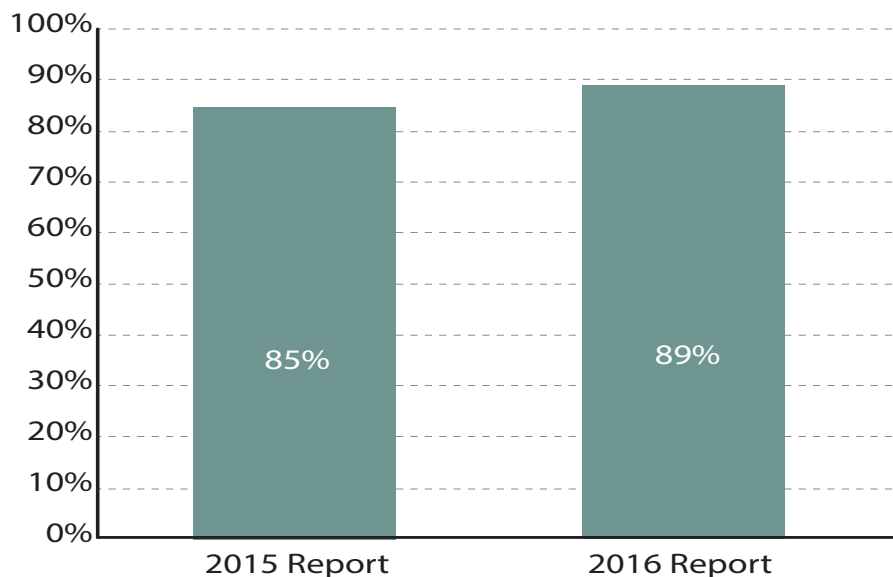
The statewide rate for this measure is 89 percent. **Table 9** displays the details of this statewide rate. **Figure 4** displays the statewide rate over time. The statewide rate increased by three percentage point from 2015.

Data collected for this measure are submitted directly to MNMCM by medical groups from electronic health records or paper-based medical charts.

TABLE 9: STATEWIDE RATE FOR PEDIATRIC PREVENTIVE CARE: OVERWEIGHT COUNSELING

	Statewide Average	95% CI	Numerator (Patients who received counseling)	Denominator (Patients Sampled)	Total Eligible
Pediatric Preventive Care: Overweight Counseling	88.7%		112,570	132,150	136,810

FIGURE 4: PEDIATRIC PREVENTIVE CARE: ADOLESCENT MENTAL HEALTH SCREENING OVER TIME



Caution is recommended when making comparisons from year to year. Annual rate differences can occur due to natural variation, changes in measurement specifications, changes in data sources and other factors.

PERFORMANCE HIGHLIGHTS FOR PEDIATRIC PREVENTIVE CARE: OVERWEIGHT COUNSELING

Clinic Results

Highest performers in 2016

Clinic results showed an average of 89 percent of pediatric patients ages 3-17 had appropriate documentation of counseling for physical activity and nutrition if their BMI percentile from an overweight or obesity assessment was greater than or equal to 85. There were **51 clinics that set the benchmark of 100 percent**. There were 242 of 514 clinics with rates and confidence interval fully above the statewide average. The high performing clinics are listed below in alphabetical order under their medical group name. Due to the high number of clinics that achieved a rate of 100%, there is no Top 15 performer indication. High performing clinics are based on unadjusted results.

Affiliated Community Medical Centers

- Affiliated Community Medical Centers - Benson Clinic
- Affiliated Community Medical Centers - Granite Falls Clinic
- Affiliated Community Medical Centers - Litchfield Clinic (East)
- Affiliated Community Medical Centers - Litchfield Clinic (West)
- Affiliated Community Medical Centers - Redwood Falls Clinic
- Affiliated Community Medical Centers - Willmar Clinic
- Affiliated Community Medical Centers - Marshall Clinic

Alexandria Clinic

- Alexandria Clinic, A Service of Douglas County Hospital
- Osakis Medical Clinic, A Service of Douglas County Hospital

All About Children Pediatrics - Children's Health Network

- All About Children Pediatrics, P.A.

Allina Health Clinics

- Allina Health - Annandale
- Allina Health - Bandana Square
- Allina Health - Blaine
- Allina Health - Bloomington
- Allina Health - Buffalo
- Allina Health - Burnsville
- Allina Health - Cambridge
- Allina Health - Centennial Lakes
- Allina Health - Champlin
- Allina Health - Chaska
- Allina Health - Cokato
- Allina Health - Coon Rapids
- Allina Health - Cottage Grove
- Allina Health - Dean Lakes
- Allina Health - Eagan
- Allina Health - East Lake Street
- Allina Health - Elk River
- Allina Health - Faribault
- Allina Health - Farmington
- Allina Health - First Street

- Allina Health - Forest Lake
- Allina Health - Fridley
- Allina Health - Highland Park
- Allina Health - Inver Grove Heights
- Allina Health - Maple Grove
- Allina Health - Shoreview
- Allina Health - North Branch
- Allina Health - Northfield
- Allina Health - Oakdale Clinic
- Allina Health - Prescott
- Allina Health - Ramsey
- Allina Health - Richfield
- Allina Health - Shakopee
- Allina Health - Shoreview
- Allina Health - St. Francis Health Services - Jordan
- Allina Health - St. Michael
- Allina Health - West St. Paul
- Allina Health - Woodbury

Altru Health System

- Altru Health System - Family Medicine Center
- Altru Health System - Main

Appleton Area Health Services

- Appleton Clinic

Catalyst Medical Clinic

Cedar Riverside People's Center

- Cedar Riverside People's Center - People's Center Medical Clinic

CentraCare Health

- CentraCare Clinic - Becker
- CentraCare Health Plaza- Pediatrics
- CentraCare Health- Sauk Centre

Central Pediatrics

- Central Pediatrics St. Paul
- Central Pediatrics Woodbury

Children's | Minnesota

- Children's General Pediatric Clinic - Minneapolis
- Children's General Pediatric Clinic - St. Paul
- Children's Hugo Clinic
- Children's West St. Paul Clinic
- Metropolitan Pediatric Specialists - Burnsville

- Metropolitan Pediatric Specialists - Edina
- Metropolitan Pediatric Specialists - Shakopee
- Partners in Pediatrics Brooklyn Park
- Partners in Pediatrics Calhoun
- Partners in Pediatrics Maple Grove
- Partners in Pediatrics Plymouth
- Partners in Pediatrics Rogers

Community University Health Care Center

- Community-University Health Care Center

Cuyuna Regional Medical Center

- Cuyuna Regional Medical Center - Baxter

Dakota Pediatrics, P.A.

Dawson Clinic

- Johnson Memorial Health Services - Dawson Clinic

Eagan Valley Pediatrics

Essentia Health

- EH Central Baxter Clinic
- EH Central Brainerd Clinic
- EH Central Pierz Clinic
- EH Central Pillager Clinic
- EH Central Pine River Clinic
- EH East Ashland Clinic
- EH East Deer River Clinic
- EH East Duluth Clinic 1st St
- EH East Grand Rapids Clinic
- EH East Hayward Clinic
- EH East Hermantown Clinic
- EH East Hibbing Clinic
- EH East International Falls Clinic
- EH East Lakeside Clinic
- EH East Lakewalk Clinic
- EH East Northern Pines Clinic
- EH East Proctor Clinic
- EH East Remer Clinic
- EH East Spooner Clinic
- EH East Superior Clinic
- EH East Virginia Clinic
- EH West Ada Clinic
- EH West Detroit Lakes Clinic
- EH West Fosston Clinic
- EH West Frazee Clinic
- EH West Jamestown Clinic

PERFORMANCE HIGHLIGHTS FOR PEDIATRIC PREVENTIVE CARE: OVERWEIGHT COUNSELING

Clinic Results

- EH West Mahnomen Clinic
 - EH West Menahga Clinic
 - EH West Moorhead
 - EH West Park Rapids Clinic
 - EH West Pelican Rapids Clinic
 - EH West South University Clinic
 - EH West Valley City Clinic
 - EH West Wahpeton Clinic
 - EH West Walker Clinic
 - EH West West Acres Clinic
 - EH West West Fargo Clinic
- Fairview Mesaba Clinics
- Range Regional Health Services dba Fairview Mesaba Clinic - Hibbing
 - Range Regional Health Services dba Fairview Mesaba Clinic - Mountain Iron
 - Range Regional Health Services dba Fairview Mesaba Clinic - Nashauk
- FirstLight Health System
- FirstLight Health System - Mora
- Fridley Children's & Teenagers' Medical Center - Children's Physician Network
- Fridley Children's & Teenagers' Medical Center
- Glencoe Regional Health Services
- Glencoe Regional Health Services - Glencoe
 - Glencoe Regional Health Services - Lester Prairie
- Grand Itasca Clinic
- HealthEast Clinics
- HealthEast Oakdale
 - HealthEast Roseville Clinic
 - HealthEast Tamarack Clinic Woodbury
 - HealthEast Woodbury Clinic
- HealthPartners Clinics
- HealthPartners - Bloomington
 - HealthPartners - Como
 - HealthPartners - Eagan
 - HealthPartners - Inver Grove Heights
 - HealthPartners - Maplewood
 - HealthPartners - Midway
 - HealthPartners - Riverside
 - HealthPartners - St Paul
 - HealthPartners - Woodbury
- Hennepin County Medical Center (HCMC) Clinics
- Hennepin County Medical Center (HCMC) Clinics - Brooklyn Park Clinic
 - Hennepin County Medical Center (HCMC) Clinics - Downtown Pediatric Clinic
 - Hennepin County Medical Center (HCMC) Clinics - East Lake Clinic
 - Hennepin County Medical Center (HCMC) Clinics - Golden Valley Clinic
 - Hennepin County Medical Center (HCMC) Clinics - Richfield Clinic
 - Hennepin County Medical Center (HCMC) Clinics - St. Anthony Village Clinic
 - Hennepin County Medical Center (HCMC) Clinics - Whittier Clinic
- Hutchinson Health
- Hutchinson Health - Dassel Clinic
 - Hutchinson Health - Hutchinson Clinic
- Integrity Health Network
- St. Cloud Medical Group - Clearwater - IHN
 - St. Cloud Medical Group - Cold Spring -IHN
 - St. Cloud Medical Group - NW- IHN
 - St. Cloud Medical Group - South -IHN
 - Stellis Health- Buffalo-IHN
 - Stellis Health-Monticello: IHN
 - Stellis Health-St. Michael Clinic: IHN
- Lake View Clinic - Two Harbors
- Lakewood Health System
- Lakewood Health System - Motley Clinic
 - Lakewood Health System - Pillager Clinic
 - Lakewood Health System - Staples Clinic
- Mankato Clinic, Ltd.
- Mankato Clinic - Children's Health Center
 - Mankato Clinic - Daniel's Health Center
- Mayo Clinic
- Mayo Clinic - Baldwin Building, Family Medicine
 - Mayo Clinic - Baldwin Building, Pediatrics
 - Mayo Clinic - Kasson
 - Mayo Clinic - Northeast
 - Mayo Clinic - Northwest
 - Mayo Family Clinic Southeast
- Mendakota Pediatrics Ltd
- Mendakota Pediatrics
- Native American Community Clinic
- Neighborhood Healthsource
- Neighborhood HealthSource - Sheridan Clinic
 - Neighborhood HealthSource-Central Clinic
- North Clinic
- North Clinic - Oakdale Office in Robbinsdale
 - North Clinic - Osseo Office
 - North Clinic - Plymouth
- North Memorial
- North Memorial Clinic - Arbor Lakes
 - North Memorial Clinic - Brooklyn Center Physicians
 - North Memorial Clinic - Brooklyn Park Physicians
 - North Memorial Clinic - Camden
 - North Memorial Clinic - Elk River Physicians
 - North Memorial Clinic - New Hope
- North Memorial Clinic - Northeast Family Physicians
 - North Memorial Clinic - St. Anthony
- North Metro Pediatrics
- Northfield Hospital + Clinics
- Northfield Hospital + Clinics - Farmington Clinic
 - Northfield Hospital + Clinics - Lakeville Clinic
 - Northfield Hospital + Clinics - Lonsdale Clinic
 - Northfield Hospital + Clinics - Northfield Clinic
- NorthPoint Health & Wellness Center
- Open Door Health Center
- Park Nicollet Health Services
- Park Nicollet Clinic - Bloomington
 - Park Nicollet Clinic - Brookdale
 - Park Nicollet Clinic - Burnsville
 - Park Nicollet Clinic - Eagan
 - Park Nicollet Clinic - Lakeville
 - Park Nicollet Clinic - Maple Grove
 - Park Nicollet Clinic - Shakopee
 - Park Nicollet Clinic - St. Louis Park 3850 Bldg.
- River's Edge Hospital & Clinic
- River's Edge Clinic - St. Peter
- Sanford Health - Fargo Region
- Sanford Bemidji 1611 Anne St Clinic - Pediatrics
 - Sanford Blackduck Clinic
 - Sanford Fargo Broadway Clinic - Pediatrics
 - Sanford Fargo Children's Southwest Clinic
 - Sanford Health Detroit Lakes Clinic
 - Sanford Moorhead Clinic - Family Medicine
 - Sanford Moorhead Clinic - Pediatrics
 - Sanford West Fargo Clinic - Family Medicine
- Sanford Health - Sioux Falls Region
- Sanford Brandon Clinic
 - Sanford Health Ipswich Clinic
 - Sanford Health Mitchell Clinic
 - Sanford Luverne Clinic
 - Sanford Sioux Falls 26th & Sycamore Family Medicine Clinic
 - Sanford Sioux Falls 41st & Sertoma Family Medicine Clinic
 - Sanford Sioux Falls Children's Clinic
 - Sanford Sioux Falls Children's Clinic 26th & Sycamore Clinic
 - Sanford Sioux Falls Children's Clinic 69th & Louise Clinic
 - Sanford Tracy Clinic
- Scandia Clinic

PERFORMANCE HIGHLIGHTS FOR PEDIATRIC PREVENTIVE CARE: OVERWEIGHT COUNSELING

Clinic Results

Sibley Medical Center DBA Ridgeview Sibley Medical Center

- Ridgeview Arlington Clinic

South Lake Pediatrics

- South Lake Pediatrics - Chaska
- South Lake Pediatrics - Childrens West
- South Lake Pediatrics - Eden Prairie
- South Lake Pediatrics - Maple Grove
- South Lake Pediatrics - Minnetonka
- South Lake Pediatrics - Plymouth

Southdale Pediatric Associates, Ltd

- Southdale Pediatric Associates, Ltd - Burnsville
- Southdale Pediatric Associates, Ltd - Eden Prairie
- Southdale Pediatric Associates, Ltd - Edina

St. Luke's Clinics

- St Luke's Clinics-Denfeld
- St Luke's Clinics-Hibbing Family Medical Clinic
- St Luke's Clinics-Lester River
- St Luke's Clinics-Mariner Medical Clinic
- St Luke's Clinics-Miller Creek
- St Luke's Clinics-Mount Royal
- St Luke's Clinics-P.S. Rudie Medical Clinic
- St Luke's Clinics-Pediatrics

Stillwater Medical Group

- Stillwater Medical Group - Curve Crest Clinic

Synergy Family Physicians, P.A.

Tri-County Health Care

- Tri-County Health Care - Wadena Clinic

Unity Family Healthcare, Family Medical Center

- Family Medical Center

University of Minnesota Physicians

- University of Minnesota Physicians - Broadway Family Medicine Clinic

Wayzata Children's Clinic

- Wayzata Children's Clinic - Chaska
- Wayzata Children's Clinic - Delano
- Wayzata Children's Clinic - Minnetonka
- Wayzata Children's Clinic - Spring Park

West Side Community Health Services

- West Side Community Health Services - East Side Family Clinic
- West Side Community Health Services - La Clinica
- West Side Community Health Services - McDonough Homes Clinic

Williams Integracare Clinic

- Integracare Ltd dba Williams Clinic

Biggest improvement from 2014-2015

The greatest improvement since report year 2015 in Pediatric Preventive Care: Overweight Counseling (clinic results) was made by **Johnson Memorial Health Services - Dawson Clinic** whose score increased by 94 percentage points.

Clinic performance over time (2014-2016)

Not applicable because this is the second year of reporting this measure.

Regional Clinic Results

Highest performers in 2016 by region

Clinic results showed differences in performance among the different geographic regions in Minnesota. Boundaries of the nine regions were determined by synthesizing health care and geopolitical data, including from the Metropolitan Council and State of Minnesota. The results have been organized to identify areas of the state with the highest proportion of high-performing clinics. The nine regions are listed below with the number of high-performing clinics shown along with the total number of clinics that submitted data. The high-performing clinics are listed under their medical group name in alphabetical order by region.

East Metro - 43 out of 88 (49 percent)

Allina Health Clinics

- Allina Health - Blaine
- Allina Health - Burnsville
- Allina Health - Coon Rapids
- Allina Health - Cottage Grove
- Allina Health - Eagan
- Allina Health - Farmington
- Allina Health - First Street
- Allina Health - Forest Lake
- Allina Health - Fridley
- Allina Health - Inver Grove Heights
- Allina Health - Maplewood
- Allina Health - Oakdale Clinic
- Allina Health - Ramsey
- Allina Health - Shoreview
- Allina Health - West St. Paul
- Allina Health - Woodbury

Central Pediatrics

- Central Pediatrics Woodbury

Children's | Minnesota

- Children's Hugo Clinic
- Children's West St. Paul Clinic
- Metropolitan Pediatric Specialists -

Burnsville

- Dakota Pediatrics, P.A.
- Eagan Valley Pediatrics
- Fridley Children's & Teenagers' Medical Center - Children's Physician Network
 - Fridley Children's & Teenagers' Medical Center

HealthEast Clinics

- HealthEast Oakdale
- HealthEast Roseville Clinic
- HealthEast Tamarack Clinic Woodbury
- HealthEast Woodbury Clinic

HealthPartners Clinics

- HealthPartners - Eagan
- HealthPartners - Inver Grove Heights
- HealthPartners - Maplewood
- HealthPartners - Woodbury

Mendakota Pediatrics Ltd

- Mendakota Pediatrics

North Memorial

- North Memorial Clinic - St. Anthony

North Metro Pediatrics

- Northfield Hospital + Clinics

- Northfield Hospital + Clinics - Farmington Clinic
- Northfield Hospital + Clinics - Lakeville Clinic

Park Nicollet Health Services

- Park Nicollet Clinic - Burnsville
- Park Nicollet Clinic - Eagan
- Park Nicollet Clinic - Lakeville

Scandia Clinic

Southdale Pediatric Associates, Ltd

- Southdale Pediatric Associates, Ltd - Burnsville

Stillwater Medical Group

- Stillwater Medical Group - Curve Crest Clinic

Synergy Family Physicians, P.A

West Metro - 45 out of 83 (54 percent)

All About Children Pediatrics - Children's Health Network

- All About Children Pediatrics, P.A.

Allina Health Clinics

- Allina Health - Bloomington
- Allina Health - Centennial Lakes
- Allina Health - Champlin
- Allina Health - Chaska
- Allina Health - Dean Lakes
- Allina Health - Maple Grove
- Allina Health - Richfield
- Allina Health - Shakopee
- Allina Health - St. Francis Health Services - Jordan

Catalyst Medical Clinic

Children's | Minnesota

- Metropolitan Pediatric Specialists - Edina
- Metropolitan Pediatric Specialists - Shakopee
- Partners in Pediatrics Brooklyn Park
- Partners in Pediatrics Calhoun
- Partners in Pediatrics Maple Grove

- Partners in Pediatrics Plymouth

- Partners in Pediatrics Rogers

HealthPartners Clinics

- HealthPartners - Bloomington

Hennepin County Medical Center (HCMC) Clinics

- Hennepin County Medical Center (HCMC) Clinics - Brooklyn Park Clinic
- Hennepin County Medical Center (HCMC) Clinics - Golden Valley Clinic
- Hennepin County Medical Center (HCMC) Clinics - Richfield Clinic
- Hennepin County Medical Center (HCMC) Clinics - St. Anthony Village Clinic

North Clinic

- North Clinic - Oakdale Office in Robbinsdale
- North Clinic - Osseo Office
- North Clinic - Plymouth

North Memorial

- North Memorial Clinic - Arbor Lakes
- North Memorial Clinic - Brooklyn Center
- Physicians
- North Memorial Clinic - Brooklyn Park

Physicians

- North Memorial Clinic - New Hope

Park Nicollet Health Services

- Park Nicollet Clinic - Bloomington
- Park Nicollet Clinic - Brookdale
- Park Nicollet Clinic - Maple Grove
- Park Nicollet Clinic - Shakopee
- Park Nicollet Clinic - St. Louis Park 3850 Bldg.

South Lake Pediatrics

- South Lake Pediatrics - Childrens West
- South Lake Pediatrics - Eden Prairie
- South Lake Pediatrics - Maple Grove
- South Lake Pediatrics - Minnetonka
- South Lake Pediatrics - Plymouth

Southdale Pediatric Associates, Ltd

- Southdale Pediatric Associates, Ltd - Eden Prairie
- Southdale Pediatric Associates, Ltd - Edina

Wayzata Children's Clinic

- Wayzata Children's Clinic - Chaska
- Wayzata Children's Clinic - Minnetonka
- Wayzata Children's Clinic - Spring Park

PERFORMANCE HIGHLIGHTS FOR PEDIATRIC PREVENTIVE CARE: OVERWEIGHT COUNSELING

Regional Clinic Results

Central - 35 out of 66 (53 percent)

- Allina Health Clinics
 - Allina Health - Annandale
 - Allina Health - Buffalo
 - Allina Health - Cambridge
 - Allina Health - Cokato
 - Allina Health - Elk River
 - Allina Health - North Branch
 - Allina Health - St. Michael
- CentraCare Health
 - CentraCare Clinic - Becker
 - CentraCare Health Plaza- Pediatrics
 - CentraCare Health- Sauk Centre
 - Cuyuna Regional Medical Center
 - Cuyuna Regional Medical Center - Baxter
- Essentia Health
 - EH Central Baxter Clinic
- EH Central Brainerd Clinic
- EH Central Pierz Clinic
- EH Central Pillager Clinic
- EH Central Pine River Clinic
- EH East Remer Clinic
- EH West Menahga Clinic
- EH West Walker Clinic
- FirstLight Health System
 - FirstLight Health System - Mora
- Integrity Health Network
 - St. Cloud Medical Group - Clearwater - IHN
 - St. Cloud Medical Group - Cold Spring -IHN
 - St. Cloud Medical Group - NW- IHN
 - St. Cloud Medical Group - South -IHN
 - Stellis Health- Buffalo-IHN
 - Stellis Health-Monticello: IHN

- Stellis Health-St. Michael Clinic: IHN
- Lakewood Health System
 - Lakewood Health System - Motley Clinic
 - Lakewood Health System - Pillager Clinic
 - Lakewood Health System - Staples Clinic
- North Memorial
 - North Memorial Clinic - Elk River Physicians
- Tri-County Health Care
 - Tri-County Health Care - Wadena Clinic
- Unity Family Healthcare, Family Medical Center
 - Family Medical Center
- Wayzata Children's Clinic
 - Wayzata Children's Clinic - Delano
- Williams Integracare Clinic
 - Integracare Ltd dba Williams Clinic

Minneapolis - 15 out of 27 (52 percent)

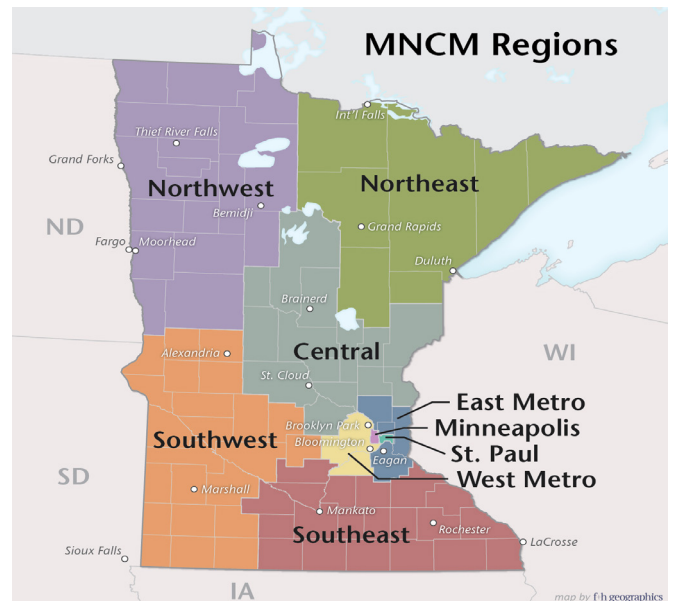
- Allina Health Clinics
 - Allina Health - East Lake Street
- Cedar Riverside People's Center
 - Cedar Riverside People's Center - People's Center Medical Clinic
- Children's | Minnesota
 - Children's General Pediatric Clinic - Minneapolis
- Community University Health Care Center
- HealthPartners Clinics
 - HealthPartners - Riverside
- Hennepin County Medical Center (HCMC) Clinics
 - Hennepin County Medical Center (HCMC) Clinics - Downtown Pediatric Clinic
 - Hennepin County Medical Center (HCMC) Clinics - East Lake Clinic
 - Hennepin County Medical Center (HCMC) Clinics - Whittier Clinic
- Native American Community Clinic
- Neighborhood Healthsource
 - Neighborhood HealthSource - Sheridan Clinic
 - Neighborhood HealthSource-Central Clinic
- North Memorial
 - North Memorial Clinic - Camden
 - North Memorial Clinic - Northeast Family Physicians
- NorthPoint Health & Wellness Center
- University of Minnesota Physicians
 - University of Minnesota Physicians - Broadway Family Medicine Clinic

Southeast - 16 out of 63 (25 percent)

- Allina Health Clinics
 - Allina Health - Faribault
 - Allina Health - Northfield
- Mankato Clinic, Ltd.
 - Mankato Clinic - Children's Health Center
 - Mankato Clinic - Daniel's Health Center
- Mayo Clinic
 - Mayo Clinic - Baldwin Building, Family Medicine
 - Mayo Clinic - Baldwin Building, Pediatrics
 - Mayo Clinic - Kasson
 - Mayo Clinic - Northeast
 - Mayo Clinic - Northwest
- Mayo Family Clinic Southeast
- Northfield Hospital + Clinics
 - Northfield Hospital + Clinics - Lonsdale Clinic
 - Northfield Hospital + Clinics - Northfield Clinic
- Open Door Health Center
 - Open Door Health Center
- River's Edge Hospital & Clinic
 - River's Edge Clinic - St. Peter
- Sibley Medical Center DBA
- Ridgeview Sibley Medical Center
 - Ridgeview Arlington Clinic
- South Lake Pediatrics
 - South Lake Pediatrics - Chaska

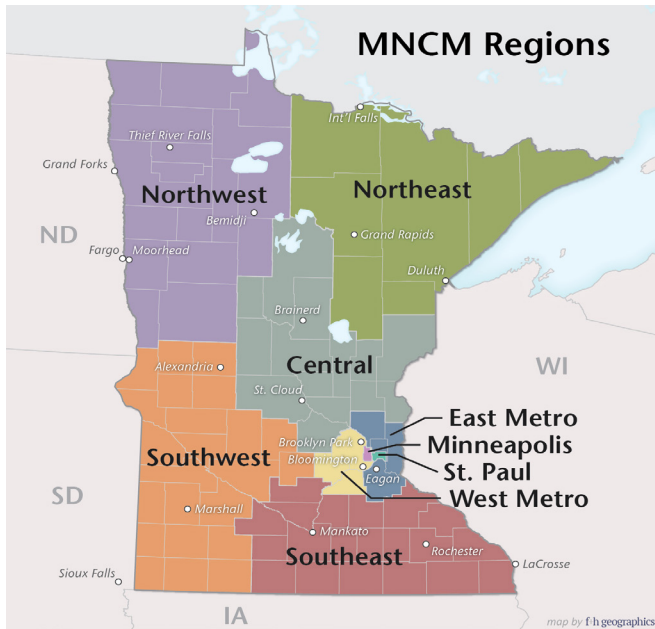
Saint Paul - 10 out of 23 (43 percent)

- Allina Health Clinics
 - Allina Health - Bandana Square
 - Allina Health - Highland Park
- Central Pediatrics
 - Central Pediatrics St. Paul
- Children's | Minnesota
 - Children's General Pediatric Clinic - St. Paul
- HealthPartners Clinics
 - HealthPartners - Como
 - HealthPartners - Midway
- HealthPartners - St Paul
- West Side Community Health Services
 - West Side Community Health Services - East Side Family Clinic
 - West Side Community Health Services - La Clinica
 - West Side Community Health Services - McDonough Homes Clinic



PERFORMANCE HIGHLIGHTS FOR PEDIATRIC PREVENTIVE CARE: OVERWEIGHT COUNSELING

Regional Clinic Results



Southwest - 17 out of 38 (45 percent)

- Affiliated Community Medical Centers
 - Affiliated Community Medical Centers - Benson Clinic
 - Affiliated Community Medical Centers - Granite Falls Clinic
 - Affiliated Community Medical Centers - Litchfield Clinic (East)
 - Affiliated Community Medical Centers - Litchfield Clinic (West)
 - Affiliated Community Medical Centers - Redwood Falls Clinic
 - Affiliated Community Medical Centers - Willmar Clinic
 - Affiliated Community Medical Centers - Marshall Clinic
- Alexandria Clinic
 - Alexandria Clinic, A Service of Douglas County Hospital
 - Osakis Medical Clinic, A
- Service of Douglas County Hospital
 - Appleton Area Health Services
 - Appleton Clinic
 - Dawson Clinic
 - Johnson Memorial Health Services - Dawson Clinic
 - Glencoe Regional Health Services
 - Glencoe Regional Health Services - Glencoe
 - Glencoe Regional Health Services - Lester Prairie
 - Hutchinson Health
 - Hutchinson Health - Dassel Clinic
 - Hutchinson Health - Hutchinson Clinic
 - Sanford Health - Sioux Falls Region
 - Sanford Luverne Clinic
 - Sanford Tracy Clinic

Northwest - 13 out of 31 (42 percent)

- Essentia Health
 - EH West Ada Clinic
 - EH West Detroit Lakes Clinic
 - EH West Fosston Clinic
 - EH West Frazee Clinic
 - EH West Mahanomen Clinic
 - EH West Moorhead
 - EH West Park Rapids Clinic
 - EH West Pelican Rapids Clinic
- Sanford Health - Fargo Region
 - Sanford Bemidji 1611 Anne St Clinic - Pediatrics
- Sanford Blackduck Clinic
- Sanford Health Detroit Lakes Clinic
- Sanford Moorhead Clinic - Family Medicine
- Sanford Moorhead Clinic - Pediatrics

North Dakota - 11 out of 23 (48 percent)

- Altru Health System
 - Altru Health System - Family Medicine Center
 - Altru Health System - Main
- Essentia Health
 - EH West Jamestown Clinic
 - EH West South University Clinic
 - EH West Valley City Clinic
 - EH West Wahpeton Clinic
- EH West West Acres Clinic
- EH West West Fargo Clinic
- Sanford Health - Fargo Region
 - Sanford Fargo Broadway Clinic - Pediatrics
 - Sanford Fargo Children's Southwest Clinic
 - Sanford West Fargo Clinic - Family Medicine

Wisconsin - Six out of 11 (55 percent)

- Allina Health Clinics
 - Allina Health - Prescott
- Essentia Health
 - EH East Ashland Clinic
 - EH East Hayward Clinic
 - EH East Spooner Clinic
 - EH East Superior Clinic
- St. Luke's Clinics
 - St. Luke's Clinics - Mariner Medical Clinic

Northeast - 23 out of 33 (70 percent)

- Essentia Health
 - EH East Deer River Clinic
 - EH East Duluth Clinic 1st St
 - EH East Grand Rapids Clinic
 - EH East Hermantown Clinic
 - EH East Hibbing Clinic
 - EH East International Falls Clinic
 - EH East Lakeside Clinic
 - EH East Lakewalk Clinic
 - EH East Northern Pines Clinic
 - EH East Proctor Clinic
 - EH East Virginia Clinic
- Fairview Mesaba Clinics
 - Range Regional Health Services dba Fairview
 - Mesaba Clinic - Hibbing
 - Range Regional Health Services dba Fairview
- Mesaba Clinic - Mountain Iron
- Range Regional Health Services dba Fairview
- Mesaba Clinic - Nashauk
- Grand Itasca Clinic
- Lake View Clinic - Two Harbors
- St. Luke's Clinics
 - St. Luke's Clinics - Denfeld
 - St. Luke's Clinics - Hibbing Family Medical Clinic
 - St. Luke's Clinics - Lester River
 - St. Luke's Clinics - Miller Creek
 - St. Luke's Clinics - Mount Royal
 - St. Luke's Clinics - P.S. Rudie Medical Clinic
 - St. Luke's Clinics - Pediatrics

South Dakota - Eight out of 24 (22 percent)

- Sanford Health - Sioux Falls Region
 - Sanford Brandon Clinic
 - Sanford Health Ipswich Clinic
 - Sanford Health Mitchell Clinic
 - Sanford Sioux Falls 26th & Sycamore Family Medicine Clinic
 - Sanford Sioux Falls 41st & Sertoma Family Medicine Clinic
- Sanford Sioux Falls Children's Clinic
- Sanford Sioux Falls Children's Clinic 26th & Sycamore Clinic
- Sanford Sioux Falls Children's Clinic 69th & Louise Clinic

PERFORMANCE HIGHLIGHTS FOR PEDIATRIC PREVENTIVE CARE: OVERWEIGHT COUNSELING

Medical Group Results

Highest performers in 2016

Results by medical group showed an average of 89 percent of pediatric patients ages 3-17 had appropriate documentation of counseling for physical activity and nutrition if their BMI percentile from an overweight/obesity assessment was greater than or equal to 85. **Seven medical groups** set the benchmark of 100 percent. There were 55 of 100 medical groups with rates and confidence interval fully above the statewide average. The high-performing medical groups are listed below from high to low performance. An asterisk (*) indicates a Top 5 performer for this measure based on unadjusted results.

- Appleton Area Health Services*
- Dakota Pediatrics, P.A.*
- Mendakota Pediatrics Ltd*
- Open Door Health Center*
- Synergy Family Physicians, P.A.*
- Wayzata Children's Clinic*
- Williams Integracare Clinic*
- Mayo Clinic
- Children's | Minnesota
- NorthPoint Health & Wellness Center
- Southdale Pediatric Associates, Ltd
- Alexandria Clinic
- Fairview Mesaba Clinics
- Central Pediatrics
- Sibley Medical Center DBA Ridgeview Sibley Medical Center
- Lake View Clinic - Two Harbors
- Dawson Clinic
- Affiliated Community Medical Centers
- Catalyst Medical Clinic
- Unity Family Healthcare, Family Medical Center
- Hennepin County Medical Center (HCMC) Clinics
- Essentia Health
- FamilyHealth Medical Clinics
- Fridley Children's & Teenagers' Medical Center - Children's Physician Network
- Scandia Clinic
- Stillwater Medical Group
- North Metro Pediatrics
- West Side Community Health Services
- River's Edge Hospital & Clinic
- Hutchinson Health
- Allina Health Clinics
- St. Luke's Clinics
- North Clinic
- Neighborhood Healthsource
- Glencoe Regional Health Services
- Lake Superior Community Health Center
- All About Children Pediatrics - Children's Health Network
- CentraCare Health
- Eagan Valley Pediatrics
- Native American Community Clinic
- Lac Qui Parle Clinic
- North Memorial
- Mankato Clinic, Ltd.
- South Lake Pediatrics
- Lakewood Health System
- Grand Itasca Clinic
- Community University Health Care Center
- AALFA Family Clinic
- Cedar Riverside People's Center
- RiverView Health
- Cuyuna Regional Medical Center
- Tri-County Health Care
- Sanford Health - Sioux Falls Region
- Park Nicollet Health Services
- Sanford Health - Fargo Region

Biggest improvement from 2015–2016

The greatest improvement since report year 2015 in Pediatric Preventive Care: Overweight Counseling (medical group results) was made by **Dawson Clinic** whose score increased by 93 percentage points.

Medical group performance over time (2014-2016)

Not applicable because this is the second year of reporting this measure.

Please see next page.

MODERATE INCREASE IN STATEWIDE RATE

Optimal Asthma Control - Adults

This measures the percentage of patients ages 18-50 with persistent asthma who have reached the following two targets to control their asthma:

- Evidence of well-controlled asthma determined through the use of an asthma control tool (e.g. Asthma Control Test (ACT); Asthma Control Questionnaire (ACQ); and Asthma Therapy Assessment Questionnaire (ATAQ))
- Not at risk for elevated exacerbation as evidenced by patient-reported emergency department visits and hospitalizations

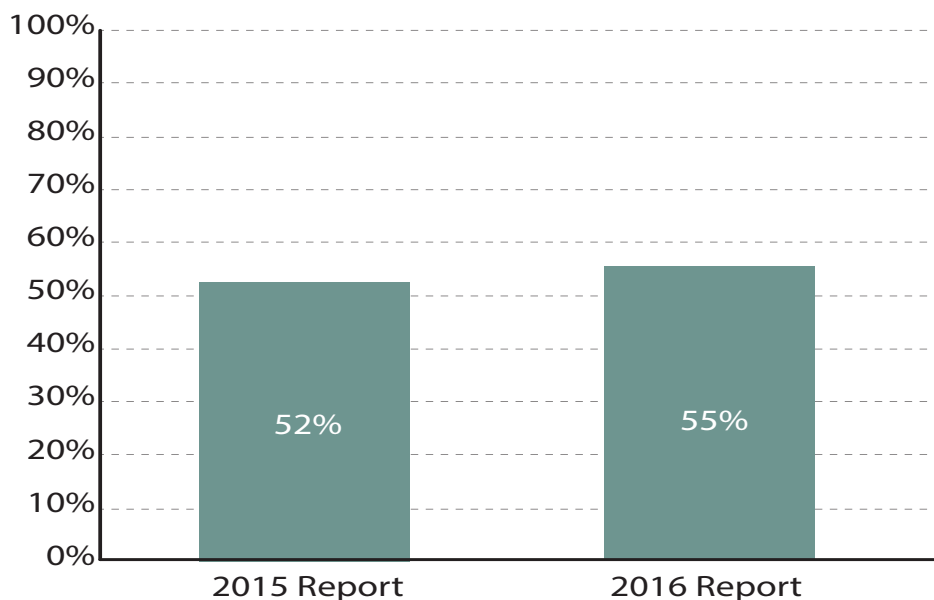
The statewide rate for Optimal Asthma Control is 55 percent for adults ages 18-50. **Table 10** displays the details of this statewide rate for both populations. **Figure 5** displays the statewide rate over time.

Data collected for this measure are submitted directly to MNCM by medical groups and clinics from electronic health records or paper-based medical charts.

TABLE 10: STATEWIDE RATE FOR OPTIMAL ASTHMA CONTROL - ADULTS

	Statewide Average (Weighted)	95% CI	Numerator (Patients who met treatment goals)	Denominator (Patients Sampled)	Total Eligible
Optimal Asthma Control - Adults	55.4%	55.0%-55.8%	33,528	60,619	60,806

FIGURE 5: OPTIMAL ASTHMA CONTROL - ADULTS OVER TIME



Caution is recommended when making comparisons from year to year. Annual rate differences can occur due to natural variation, changes in measurement specifications, changes in data sources and other factors.

PERFORMANCE HIGHLIGHTS FOR OPTIMAL ASTHMA CONTROL - ADULTS

Clinic Results

Highest performers in 2016

Clinic results showed an average of 55 percent of adults ages 18-50 with asthma met all the required components in this measure. **St Paul Allergy & Asthma Clinic, P.A. Highland** set the benchmark of 96 percent. Based on risk adjusted results, there were 122 of 423 clinics with rates that were statistically above the expected result for their patient mix. The high-performing clinics are listed below in alphabetical order under their medical group name. An asterisk (*) indicates a Top 15 performer for this measure based on risk adjusted results.

AALFA Family Clinic

- AALFA Family Clinic-MHN
- Advancements in Allergy and Asthma Care
- Advancements in Allergy and Asthma Care, Ltd.

Affiliated Community Medical Centers

- Affiliated Community Medical Centers - Willmar Clinic
- Affiliated Community Medical Centers-Marshall Clinic

Allergy & Asthma Specialists, PA

- Allergy & Asthma Specialists, PA - Minneapolis Medical Arts Bldg
- Allergy & Asthma Specialists, PA - Plymouth West Health

Allina Health Clinics

- Allina Health - Bandana Square
- Allina Health - Buffalo*
- Allina Health - Burnsville
- Allina Health - Cambridge
- Allina Health - Centennial Lakes
- Allina Health - Champlin
- Allina Health - Cokato*
- Allina Health - Coon Rapids
- Allina Health - Cottage Grove
- Allina Health - Dean Lakes
- Allina Health - Eagan
- Allina Health - Faribault
- Allina Health - Farmington
- Allina Health - First Street
- Allina Health - Forest Lake
- Allina Health - Inver Grove Heights
- Allina Health - Lakeville
- Allina Health - Maplewood
- Allina Health - Nicollet Mall
- Allina Health - North Branch&
- Allina Health - Northfield
- Allina Health - Ramsey
- Allina Health - Richfield
- Allina Health - Savage*
- Allina Health - Shoreview
- Allina Health - St. Michael
- Allina Health - West St. Paul
- Allina Health - Woodbury

Allina Health Specialties

- Allina Health Specialties - New Ulm Medical Center

CentraCare Health

- CentraCare Clinic - Northway*
- CentraCare Health Plaza- Pediatrics*
- CentraCare Health Plaza-Family Medicine
- CentraCare Health Plaza-Internal Medicine*
- CentraCare River Campus-Internal Medicine*

Central Pediatrics

- Central Pediatrics Woodbury*

Children's Respiratory & Critical Care Specialists

- Children's Respiratory & Critical Care Specialists - Minneapolis*
- Children's Respiratory & Critical Care Specialists - Minnetonka
- Children's Respiratory & Critical Care Specialists - St Paul

Essential Health

- EH East Duluth Clinic 1st St
- EH East Virginia Clinic
- EH West Moorhead
- EH West West Fargo Clinic

Fairview Health Services

- Fairview Andover Clinic
- Fairview Bass Lake Clinic
- Fairview Blaine Clinic
- Fairview Bloomington Lake Xerxes
- Fairview Brooklyn Park Clinic
- Fairview Chisago Lakes Clinic
- Fairview Columbia Heights Clinic
- Fairview Eagan Clinic
- Fairview EdenCenter Clinic
- Fairview Elk River Clinic
- Fairview Fridley Clinic
- Fairview Hiawatha Clinic
- Fairview Highland Park Clinic
- Fairview Hugo Clinic
- Fairview Lakes Medical Center
- Fairview Lakeville Clinic
- Fairview New Brighton Clinic
- Fairview North Branch Clinic
- Fairview Oxboro Clinic

- Fairview Princeton Clinic
- Fairview Prior Lake Clinic
- Fairview Riverside Family Practice
- Fairview Rogers Clinic
- Fairview Rosemount Clinic
- Fairview Rush City Clinic*
- Fairview Uptown Clinic

HealthPartners Central Minnesota Clinics

HealthPartners Clinics

- HealthPartners - Anoka
- HealthPartners - Arden Hills
- HealthPartners - Brooklyn Center
- HealthPartners - Coon Rapids
- HealthPartners - Elk River
- HealthPartners - Hlth Ctr for Women
- HealthPartners - Lino Lakes
- HealthPartners - Maplewood
- HealthPartners - Nokomis
- HealthPartners - Riverside
- HealthPartners - Roseville
- HealthPartners - West
- HealthPartners - White Bear Lake
- HealthPartners - Woodbury

Hennepin County Medical Center (HCMC) Clinics

- Hennepin County Medical Center (HCMC) Clinics - Downtown Pediatric Clinic

Mankato Clinic, Ltd.

- Mankato Clinic - Main Street
- Mankato Clinic - North Mankato
- Mankato Clinic - Wickersham Campus

Mayo Clinic Health System

- Mayo Clinic Health System Mankato Northridge

Minnesota Allergy & Asthma Clinic, PA

- MN Allergy & Asthma Clinic, PA

North Memorial

- North Memorial Clinic - Golden Valley Physicians

Olmsted Medical Center

- Olmsted Medical Center - Chatfield Clinic*
- Olmsted Medical Center - Rochester Southeast

Park Nicollet Health Services

- Park Nicollet Clinic - Asthma and Allergy

PERFORMANCE HIGHLIGHTS FOR OPTIMAL ASTHMA CONTROL - ADULTS

Clinic Results

- Park Nicollet Clinic - Bloomington
- Park Nicollet Clinic - Brookdale
- Park Nicollet Clinic - Burnsville
- Park Nicollet Clinic - Carlson
- Park Nicollet Clinic - Chanhassen
- Park Nicollet Clinic - Eagan
- Park Nicollet Clinic - Golden Valley
- Park Nicollet Clinic - Maple Grove
- Park Nicollet Clinic - Prairie Center
- Park Nicollet Clinic - Prior Lake
- Park Nicollet Clinic - Shakopee
- Park Nicollet Clinic - Shorewood
- Park Nicollet Clinic - St. Louis Park Family Medicine
- Park Nicollet Clinic - St. Louis Park Internal Medicine
- Park Nicollet Clinic - Wayzata
- Sanford Health - Fargo Region
- Sanford Fargo Southpointe Clinic - Internal Medicine
- South Lake Pediatrics
 - South Lake Pediatrics - Minnetonka*
- Southdale Pediatric Associates, Ltd
 - Southdale Pediatric Associates, Ltd - Burnsville
 - Southdale Pediatric Associates, Ltd - Edina
- St. Paul Allergy & Asthma Clinic, P.A.
 - St Paul Allergy & Asthma Clinic, P.A. Highland*
- Stillwater Medical Group
 - Stillwater Medical Group - Curve Crest Clinic
- University of Minnesota Physicians
 - University of Minnesota Health - Fairview Maple Grove Medical Center
- Wayzata Children's Clinic
 - Wayzata Children's Clinic - Minnetonka*

Biggest improvement from 2015-2016

The greatest improvement since report year 2015 in Optimal Asthma Control - Adults (clinic results) was made by **Tri-County Health Care - Wadena Clinic** whose rate increased by almost 67 percentage points.

Clinic performance over time (2014-2016)

Not applicable because this is the second year of reporting this measure.

PERFORMANCE HIGHLIGHTS FOR OPTIMAL ASTHMA CONTROL - ADULTS

Regional Clinic Results

Highest performers in 2016 by region

Clinic results showed differences in performance among the different geographic regions in Minnesota. Boundaries of the nine regions were determined by synthesizing health care and geopolitical data, including from the Metropolitan Council and State of Minnesota. The results have been organized to identify areas of the state with the highest proportion of high-performing clinics. The nine regions are listed below with the number of high-performing clinics shown along with the total number of clinics that submitted data. The high-performing clinics are listed under their medical group name in alphabetical order by region.

East Metro - 38 out of 73 (52 percent)

AALFA Family Clinic

- AALFA Family Clinic-MHN

Allina Health Clinics

- Allina Health - Burnsville
- Allina Health - Coon Rapids
- Allina Health - Cottage Grove
- Allina Health - Eagan
- Allina Health - Farmington
- Allina Health - First Street
- Allina Health - Forest Lake
- Allina Health - Inver Grove Heights
- Allina Health - Lakeville
- Allina Health - Maplewood
- Allina Health - Ramsey
- Allina Health - Shoreview
- Allina Health - West St. Paul
- Allina Health - Woodbury

Central Pediatrics

- Central Pediatrics Woodbury

Fairview Health Services

- Fairview Andover Clinic
- Fairview Blaine Clinic
- Fairview Columbia Heights Clinic
- Fairview Eagan Clinic
- Fairview Fridley Clinic
- Fairview Hugo Clinic
- Fairview Lakeville Clinic
- Fairview New Brighton Clinic
- Fairview Rosemount Clinic

HealthPartners Clinics

- HealthPartners - Anoka
- HealthPartners - Arden Hills
- HealthPartners - Coon Rapids
- HealthPartners - Lino Lakes
- HealthPartners - Maplewood
- HealthPartners - Roseville
- HealthPartners - White Bear Lake
- HealthPartners - Woodbury

Minnesota Allergy & Asthma Clinic, PA

- MN Allergy & Asthma Clinic, PA

Park Nicollet Health Services

- Park Nicollet Clinic - Burnsville
- Park Nicollet Clinic - Eagan

Southdale Pediatric Associates, Ltd

- Southdale Pediatric Associates, Ltd - Burnsville

Stillwater Medical Group

- Stillwater Medical Group - Curve Crest Clinic

West Metro - 36 out of 87 (41 percent)

Advancements in Allergy and Asthma Care

- Advancements in Allergy and Asthma Care, Ltd.

Allergy & Asthma Specialists, PA

- Allergy & Asthma Specialists, PA - Plymouth West Health

Allina Health Clinics

- Allina Health - Centennial Lakes
- Allina Health - Champlin
- Allina Health - Dean Lakes
- Allina Health - Richfield
- Allina Health - Savage

Children's Respiratory & Critical Care Specialists

- Children's Respiratory & Critical Care Specialists - Minnetonka

Fairview Health Services

- Fairview Bass Lake Clinic
- Fairview Bloomington Lake Xerxes
- Fairview Brooklyn Park Clinic

Fairview EdenCenter Clinic

- Fairview Oxboro Clinic
- Fairview Prior Lake Clinic
- Fairview Rogers Clinic

HealthPartners Clinics

- HealthPartners - Brooklyn Center
- HealthPartners - West

North Memorial

- North Memorial Clinic - Golden Valley Physicians

Park Nicollet Health Services

- Park Nicollet Clinic - Asthma and Allergy
- Park Nicollet Clinic - Bloomington
- Park Nicollet Clinic - Brookdale
- Park Nicollet Clinic - Carlson
- Park Nicollet Clinic - Chanhassen
- Park Nicollet Clinic - Golden Valley
- Park Nicollet Clinic - Maple Grove
- Park Nicollet Clinic - Prairie Center

Park Nicollet Clinic - Prior Lake

- Park Nicollet Clinic - Shakopee
- Park Nicollet Clinic - Shorewood
- Park Nicollet Clinic - St. Louis Park Family Medicine
- Park Nicollet Clinic - St. Louis Park Internal Medicine
- Park Nicollet Clinic - Wayzata

South Lake Pediatrics

- South Lake Pediatrics - Minnetonka

Southdale Pediatric Associates, Ltd

- Southdale Pediatric Associates, Ltd - Edina

University of Minnesota Physicians

- University of Minnesota Health - Fairview Maple Grove Medical Center

Wayzata Children's Clinic

- Wayzata Children's Clinic - Minnetonka

PERFORMANCE HIGHLIGHTS FOR OPTIMAL ASTHMA CONTROL - ADULTS

Regional Clinic Results

Central - 18 out of 49 (37 percent)

Allina Health Clinics

- Allina Health - Buffalo
- Allina Health - Cambridge
- Allina Health - Cokato
- Allina Health - North Branch&
- Allina Health - St. Michael

CentraCare Health

- CentraCare Clinic - Northway
- CentraCare Health Plaza- Pediatrics
- CentraCare Health Plaza-Family Medicine
- CentraCare Health Plaza-Internal Medicine
- CentraCare River Campus-Internal Medicine

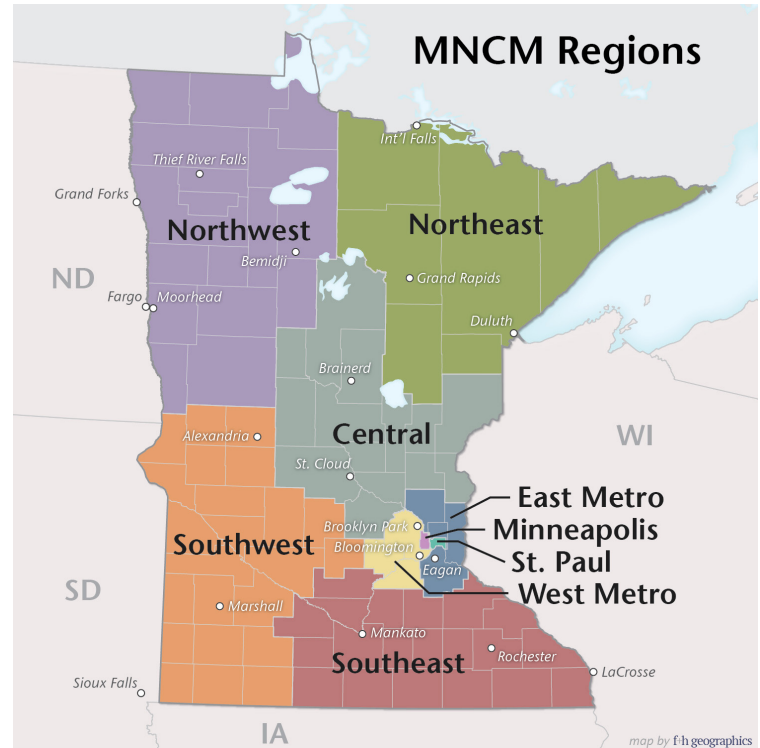
Fairview Health Services

- Fairview Chisago Lakes Clinic
- Fairview Elk River Clinic
- Fairview Lakes Medical Center
- Fairview North Branch Clinic
- Fairview Princeton Clinic
- Fairview Rush City Clinic

HealthPartners Central Minnesota Clinics

HealthPartners Clinics

- HealthPartners - Elk River



Minneapolis - Nine out of 35 (26 percent)

Allergy & Asthma Specialists, PA

- Allergy & Asthma Specialists, PA - Minneapolis Medical Arts Bldg

Allina Health Clinics

- Allina Health - Nicollet Mall

Children's Respiratory & Critical Care Specialists

- Children's Respiratory & Critical Care Specialists - Minneapolis

Fairview Health Services

- Fairview Hiawatha Clinic
- Fairview Riverside Family Practice
- Fairview Uptown Clinic

HealthPartners Clinics

- HealthPartners - Nokomis
- HealthPartners - Riverside

Hennepin County Medical Center (HCMC) Clinics

- Hennepin County Medical Center (HCMC) Clinics - Downtown Pediatric Clinic

Southeast - Nine out of 40 (23 percent)

Allina Health Clinics

- Allina Health - Faribault
- Allina Health - Northfield

Allina Health Specialties

- Allina Health Specialties - New Ulm Medical Center

Mankato Clinic, Ltd.

- Mankato Clinic - Main Street
- Mankato Clinic - North Mankato
- Mankato Clinic - Wickersham Campus

Mayo Clinic Health System

- Mayo Clinic Health System Mankato Northridge

Olmsted Medical Center

- Olmsted Medical Center - Chatfield Clinic
- Olmsted Medical Center - Rochester Southeast

Saint Paul - Five out of 27 (19 percent)

Allina Health Clinics

- Allina Health - Bandana Square

Children's Respiratory & Critical Care Specialists

- Children's Respiratory & Critical Care Specialists - St Paul

Fairview Health Services

- Fairview Highland Park Clinic

HealthPartners Clinics

- HealthPartners - Hlth Ctr for Women

St. Paul Allergy & Asthma Clinic, P.A.

- St Paul Allergy & Asthma Clinic, P.A. Highland

Southwest - Two out of 20 (10 percent)

Affiliated Community Medical Centers

- Affiliated Community Medical Centers - Willmar Clinic
- Affiliated Community Medical Centers- Marshall Clinic

PERFORMANCE HIGHLIGHTS FOR OPTIMAL ASTHMA CONTROL - ADULTS

Regional Clinic Results

Northeast - Two out of 31 (Six percent)

Essentia Health

- EH East Duluth Clinic 1st St
- EH East Virginia Clinic

Northwest - One out of 15 (Seven percent)

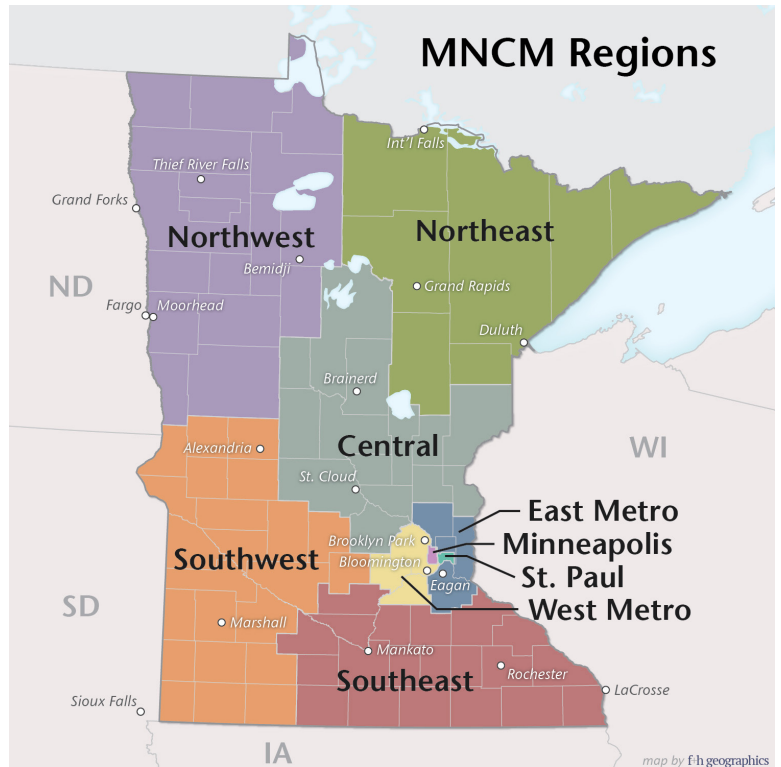
Essentia Health

- EH West Moorhead

North Dakota - Two out of 31 (Six percent)

Essentia Health

- EH West West Fargo Clinic
- Sanford Health - Fargo Region
 - Sanford Fargo Southpointe Clinic - Internal Medicine



PERFORMANCE HIGHLIGHTS FOR OPTIMAL ASTHMA CONTROL - ADULTS

Medical Group Results

Highest performers in 2016

Results by medical group showed an average of 55 percent of adults ages 18-50 with asthma met all three required components of this measure. **St. Paul Allergy & Asthma Clinic, P.A.** set the benchmark of 96 percent. Based on risk adjusted results, there were 23 of 92 medical groups with rates that were statistically above the expected result for their patient mix. The high-performing medical groups are listed below from high to low performance. An asterisk (*) indicates a Top 5 performer for this measure based on risk adjusted results.

- St. Paul Allergy & Asthma Clinic, P.A.*
- South Lake Pediatrics*
- Central Pediatrics*
- Wayzata Children's Clinic*
- Children's Respiratory & Critical Care Specialists*
- Minnesota Allergy & Asthma Clinic, PA
- Southdale Pediatric Associates, Ltd
- Advancements in Allergy and Asthma Care
- AALFA Family Clinic
- CentraCare Health
- HealthPartners Central Minnesota Clinics
- Stillwater Medical Group
- Fairview Health Services
- Mankato Clinic, Ltd.
- Park Nicollet Health Services
- Allergy & Asthma Specialists, PA
- Allina Health Clinics
- HealthPartners Clinics
- Allina Health Specialties
- Olmsted Medical Center
- Affiliated Community Medical Centers
- Essentia Health
- Mayo Clinic Health System

Biggest improvement from 2015-2016

The greatest improvement since report year 2015 in Optimal Asthma Control - Adults (medical group results) was made by **Tri-County Health Care** whose rate increased by almost 56 percentage points.

Medical group performance over time (2014-2016)

Not applicable because this is the second year of reporting this measure.

Please see next page.

RESULTS BY MEASURE

Small Increase in Statewide Rate

Section Contents

- **Childhood Immunization Status (Combo 3)** – Measures the percentage of two-year old children who had four DTaP/DT, three IPV, one MMR, three H influenza type B, three Hepatitis B, one VZV, and four pneumococcal conjugate vaccines within the HEDIS specified time period and by their second birthday.
- **Chlamydia Screening in Women** – Measures the percentage of sexually active women ages 16-24 who had at least one test for chlamydia infection during the measurement year.
- **Appropriate Testing for Children with Pharyngitis** – Measures the percentage of children 2-18 years of age with pharyngitis (sore throat) who were given an antibiotic and a group A streptococcus (strep) test for the episode period (July 1 of prior year to June 30 of measurement year). A higher rate represents better performance.
- **Appropriate Treatment for Children with Upper Respiratory Infection (URI)** – Measures the percentage of children ages three months to 18 years of age with a diagnosis of URI who were not given an antibiotic prescription within three days of the episode period (July 1 of prior year to June 30 of measurement year). A higher rate represents better performance.
- **Colorectal Cancer Screening** – Measures the percentage of adults ages 51-75 who were up to date with appropriate colorectal cancer screening exams. Appropriate exams include colonoscopy, sigmoidoscopy, or fecal blood tests.
- **Breast Cancer Screening** - Measures the percentage of women ages 50-74 who had a mammogram during the measurement year or prior year.
- **Use of Spirometry Testing in the Assessment and Diagnosis of COPD** – Measures the percentage of patients 40 years of age and older with a new diagnosis or newly active chronic obstructive pulmonary disease (COPD) who received appropriate spirometry testing to confirm the diagnosis.
- **Maternity Care: C-section Rate** – Measures the percentage of live, singleton, vertex position, term newborns who were delivered via cesarean section to nulliparous women (first birth).
- **Follow-Up Care for Children Prescribed ADHD Medication** – Measures the percentage of children 6-12 years old with a newly prescribed attention-deficit/hyperactivity disorder (ADHD) medication who had one follow-up visit with a practitioner with prescribing authority within 30 days of the first ADHD medication being dispensed.
- **Spinal Surgery: Lumbar Discectomy/Laminotomy measures**
 - Percent of procedures with both pre-operative and three months post-operative Oswestry Disability Index (ODI) administered.
 - Average change in ODI at three months post-operative (functional status).
- **Spinal Surgery, Lumbar Spinal Fusion measures**
 - Percent of procedures with both pre-operative and one year post-operative Oswestry Disability Index (ODI) administered.
 - Average change in ODI at one year post-operative (functional status).
- **Total Knee Replacement measures**
 - Percent of procedures with both pre-operative and one year post-operative Oxford Knee Score (OKS) administered.
 - Average OKS change at one year post-operative (functional status).

SMALL INCREASE IN STATEWIDE RATE

Childhood Immunization Status (Combo 3)

This measures the percentage of two year old children who received all of the following vaccines by their second birthday:

- Four DTaP/DT
- Three IPV
- One MMR
- Three H influenza type B
- Three Hepatitis B
- One VZV
- Four pneumococcal conjugate

The statewide rate for Childhood Immunization Status (Combo 3) is 78 percent. **Table 11** displays the details of the 2016 rate. **Figure 6** shows the average rate for Childhood Immunization over time. Since the 2007 report, the rate had stayed relatively stable. It dropped in 2011, but increased in 2012. The rate increased this year from 2015 by two percentage points.

Data for this measure are collected from health plan claims, the Minnesota Immunization Information Connection registry (MIIC) and medical record review.

TABLE 11: STATEWIDE RATE FOR CHILDHOOD IMMUNIZATION STATUS (COMBO 3)

	Statewide Average (Weighted)	95% CI	Numerator (Patients who had all vaccinations)	Denominator (Patients sampled)	Total Eligible
Childhood Immunization	77.7%	76.7%-78.7%	4,914	6,404	30,629

*Statewide Average (above) includes those patients attributed to a medical group AND those who could not be attributed to a medical group.

FIGURE 6: STATEWIDE RATES FOR CHILDHOOD IMMUNIZATION STATUS (COMBO 3) OVER TIME



Caution is recommended when making comparisons from year to year. Annual rate differences can occur due to natural variation, changes in measurement specifications, changes in data sources and other factors.

PERFORMANCE HIGHLIGHTS FOR CHILDHOOD IMMUNIZATION STATUS (COMBO 3)

Medical Group Results

Highest performers in 2016

Medical group results showed an average of 81 percent of two year old children were up-to-date with all recommended immunizations by their second birthday. **Mankato Clinic, Ltd.** set the benchmark of 97 percent. Eight of 49 medical groups had rates and confidence intervals fully above the medical group average. These groups are listed below from high to low performance. An asterisk (*) indicates a Top 5 performer for this measure based on unadjusted results.

- Mankato Clinic, Ltd.*
- Mayo Clinic Health System-Owatonna*
- Mayo Clinic Health System - Mankato*
- South Lake Pediatrics*
- Sanford Health - Sioux Falls Region*
- Affiliated Community Medical Centers
- HealthPartners Clinics
- Essentia Health

Biggest improvement from 2015–2016

The greatest improvement since report year 2015 in Childhood Immunizations (medical group results) was made by **St. Luke's Clinics**, whose score increased by more than 32 percentage points.

PERFORMANCE HIGHLIGHTS FOR CHILDHOOD IMMUNIZATION STATUS (COMBO 3)

Medical Group Results

Medical group performance over time (2014-2016)

We reviewed the data to identify patterns of medical group performance in clinics with three years of data beginning in 2013. We looked for patterns of consistent high performance, consistent improvement, consistent decreases and/or relative stability. The results are below in alphabetical order.

There were three medical groups that achieved consistently high performance and above average rates over the past three years for Childhood Immunization Status (Combo 3):

- HealthPartners Clinics
- Mankato Clinic, Ltd.
- Sanford Health - Sioux Falls Region

Two medical groups showed consistent improvement over three years:

- Mayo Clinic Health System-Owatonna
- South Lake Pediatrics

Six medical groups showed consistent decreases over three years:

- Altru Health System
- Buffalo Clinic, PA - IHN
- Grand Itasca Clinic
- Lakeview Clinic
- St. Cloud Medical Group NW, So., Cold Spring, Clear Water - IHN
- Stillwater Medical Group

No medical groups had rates that were relatively stable over three years.

Thirty-seven medical groups did not have a discernable pattern over three years.

Please see next page.