




# 2017 Health Care Quality Report

Compare Clinic, Medical Group  
and Hospital Performance

Measuring  
and Tracking  
Health Care  
Quality in MN



To download the report and find more information visit: [mncm.org](http://mncm.org)  
Searchable results are available at our consumer-friendly website: [MNHealthScores.org](http://MNHealthScores.org)



# 2017 Health Care Quality Report



## Report Preparation Direction

**Anne M. Snowden, MPH, CPHQ**

Director of Performance Measurement, Validation & Reporting

## Key Contributor

**Lindsey Ziegler, MPH**

Project Specialist/Data Analyst

## Other Contributors

**Ellen Kormanik, MPH**

Project Coordinator

## Direct questions or comments to

**Anne M. Snowden**

(612) 454-4811

[snowden@mncm.org](mailto:snowden@mncm.org)

## December 2017

Since its inception in 2005, MN Community Measurement (MNCM) has been a leader in health care quality measurement and public reporting. Minnesota has long been known for its culture of collaboration in health care, and quality measurement is no exception. By bringing together stakeholders to work collaboratively on measurement, data collection, and reporting, MNCM is able to catalyze improvement in ways that would not otherwise be possible.

With an increasing focus both in Minnesota and nationally on improving health care affordability and value, the role of health care quality measurement and reporting is becoming even more important. More than ever, we must be mindful of the need to balance competing needs and interests. For example:

- As a community, we seek alignment in the measures that are being used across programs, but we also recognize the need for continued innovation to make sure that the measures we have are relevant, evidence-based, and meaningful.
- Similarly, we seek a balance between the burden of data collection and measurement and the value of the information we get. There are many measures that are easy to calculate but that are not necessarily useful for driving improvement; conversely, some measures that are more difficult to collect are uniquely valuable.
- We recognize the need to appropriately account for variations across providers in the complexity and other characteristics of the patients they serve, while also making sure that providers are accountable for the care they provide.

In the past few years, MNCM has worked in several ways to make sure that the quality measures we collect and report are aligned with other measurement efforts. Examples include modifying measure definitions and data collection cycles to align with national programs, retiring measures where appropriate, and working to have MNCM measures included in national programs such as Medicare's Quality Payment Program (QPP).

One new effort that we are particularly excited about will provide new options for streamlined data submission, reducing the amount of effort that providers currently expend for data submission and validation, and making it possible to provide feedback and comparisons in a more timely way. In addition, we are exploring the possibility of streamlining provider data feedback reports across payers,

building on MNCM's strong foundation of collaboration across stakeholders to make data more meaningful and actionable.


The changes described above are excellent examples of how MNCM's model of multi-stakeholder collaboration helps us to be aware of and respond to challenges and concerns from the community, while ensuring that we continue to balance competing needs and uses for data and measurement.

We would like to thank the over 130 volunteers who participate on MNCM's board, committees, and workgroups for their contributions to our work, as well as countless others who work every day to improve health outcomes in our state.

Sincerely,



Julie Sonier  
President, MN Community Measurement



Tim Hernandez, MD  
Board of Directors, Chair; MN Community Measurement

# Contents

Letter from the President	4
Executive Summary	6
Report Overview	12
<b>QUALITY MEASURES</b>	
<b>SECTION I. COMMUNITY/POPULATION HEALTH MEASURES</b>	<b>17</b>
Breast Cancer Screening	18
Childhood Immunization Status (Combo 10)	22
Cervical Cancer Screening	24
Chlamydia Screening in Women	26
Colorectal Cancer Screening	30
Immunizations for Adolescents	42
Pediatric Preventive Care: Adolescent Mental Health and/or Depression Screening	44
Pediatric Preventive Care: Overweight Counseling	56
<b>SECTION II. EFFECTIVE CLINICAL CARE MEASURES</b>	<b>67</b>
Controlling High Blood Pressure	68
Depression Remission at Six Months	72
Depression Response at Six Months	77
Depression PHQ-9 Follow-Up at Six Months	82
Depression Remission at 12 Months	88
Depression Response at 12 Months	93
Depression PHQ-9 Follow-Up at 12 Months	98
PHQ-9 Utilization	104
Follow-up Care for Children Prescribed ADHD Medication	116
Maternity Care: C-Section Rate	118
Optimal Asthma Control - Adults	120
Optimal Asthma Control - Children	130
Optimal Diabetes Care	138
Optimal Vascular Care	144
Use of Spirometry Testing in the Assessment and Diagnosis of COPD	150
Spine Surgery Lumbar Spinal Fusion	152
Spine Surgery Lumbar Discectomy/Laminotomy	160
Total Knee Replacement	168
<b>SECTION III. EFFICIENCY AND COST REDUCTION MEASURES</b>	<b>177</b>
Appropriate Treatment for Children with Upper Respiratory Infection (URI)	178
Avoidance of Antibiotic Treatment in Adults with Acute Bronchitis	182
<b>SECTION IV. PATIENT EXPERIENCE OF CARE: CLINIC</b>	<b>186</b>
<b>APPENDICES</b>	
Appendix 1: Highest Performers in 2017 by Medical Group Type for Clinical Measures	188
Appendix 2: Acknowledgements	190
Appendix 3: List of Medical Groups and Hospitals Reported	191
Appendix 4: Summary of Risk Adjustment and Non-Risk Adjustment Results by Measure	193
Appendix 5: Data Sources and Data Collection	384
Appendix 6: Methodology	385
Appendix 7: MNHealthScores.org	391
Appendix 8: General Guidelines for Comparing MNCM Results over Time	393

# Executive Summary

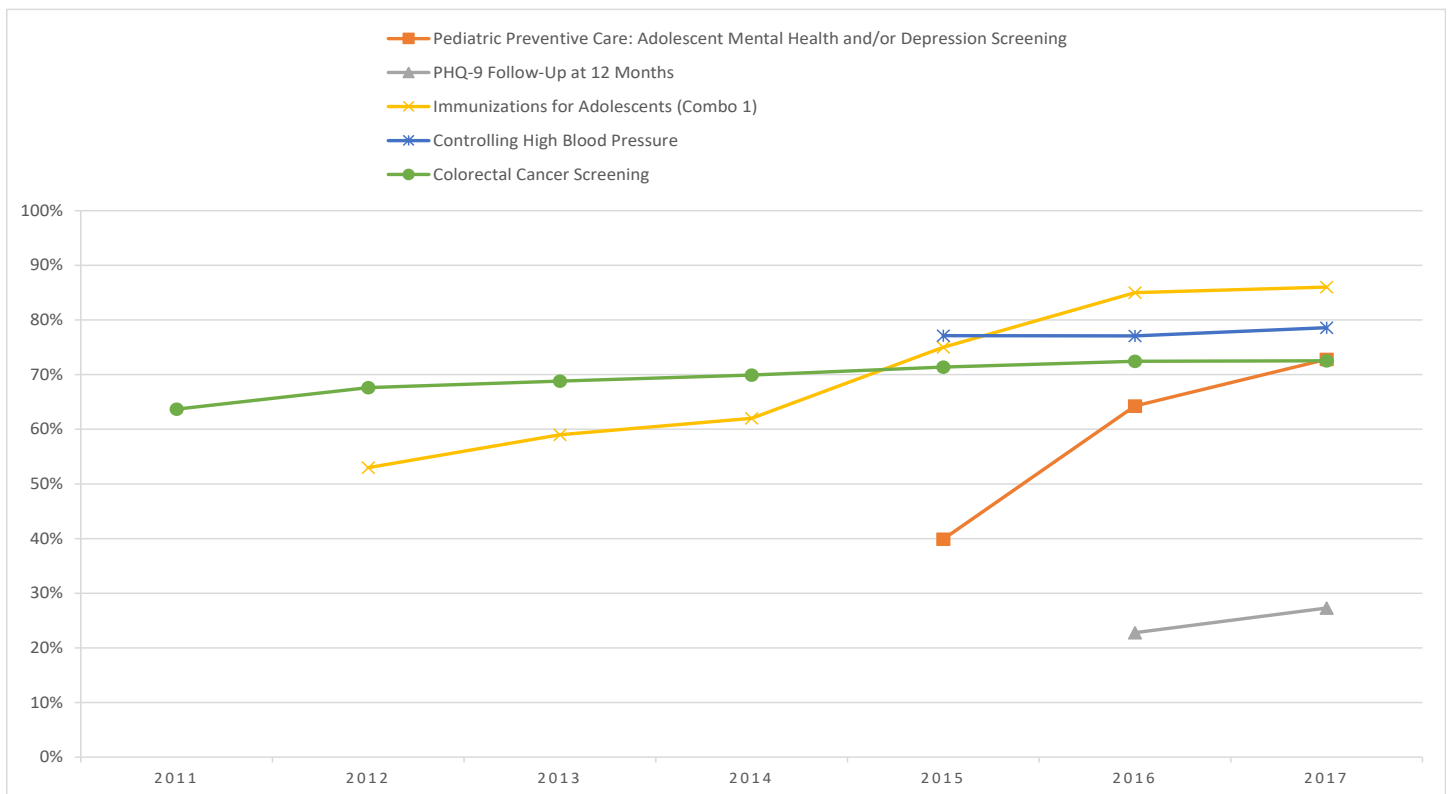
While Minnesota has some of the best health indicators in the country, there is a pattern of wide variation in health care quality. Many Minnesotans receive high quality health care that helps to maintain or restore their health and ability to function, but significant opportunities for improvement remain. MN Community Measurement’s (MNCM’s) 2017 Health Care Quality Report summarizes overall health care quality results for the year and over time, and brings the power of data, measurement and transparency to the problem of health care quality variation. Measuring and reporting this information contributes to driving improvement in the quality and experience of care. Although quality variation continues, there are several measures showing considerable improvement over time.

This is MNCM’s 14th annual Health Care Quality Report. It shows what is happening in terms of health care quality and patient experience on a statewide level and within individual medical groups/clinics. The measures in this report were recommended by MNCM’s Measurement and Reporting Committee (MARC) and are reviewed annually for continuation or retirement.

## Quality Measure Improvement Over Time

**Figure ES1** highlights several quality measures that showed substantial improvement from 2016 to 2017 or that have improved considerably over time.

**FIGURE ES1: HIGHLIGHTS OF QUALITY MEASURE IMPROVEMENT OVER TIME**



The statewide rate for **Pediatric Preventive Care: Adolescent Mental Health and/or Depression Screening** increased nine percentage points since 2016. Since 2015, the rate has improved over 33 percentage points representing over 45,000 more adolescents receiving mental health and/or depression screening.

The statewide rate for **PHQ-9 Follow-Up at 12 Months** increased four percentage points between 2016 and 2017. This means that almost 1,300 more adult patients with depression received follow-up and completed the PHQ-9 questionnaire every 12 months to track treatment progress. This measure is part of a depression measure suite which also includes Depression Response at 12 Months (i.e., improved symptoms) and Depression Remission at 12 Months (i.e., few or zero symptoms). In addition to the follow-up measure, both of these outcome-based measures showed increases.

The statewide rate for **Immunizations for Adolescents** (Combo 1) increased 33 percentage points since 2012 representing over 9,400 more children receiving one dose of meningococcal vaccine and one tetanus, diphtheria toxoids and acellular pertussis vaccine (Tdap) by their thirteenth birthday. In 2018, MNMCM will report Combo 2 which will add the Human Papilloma virus (HPV) vaccine.

The statewide rate for **Controlling High Blood Pressure** increased two percentage points since 2015 representing over 4,000 more patients who had their blood pressure under control, according to the appropriate guidelines.

The statewide rate for **Colorectal Cancer Screening** increased nine percentage points since 2011 representing over 116,000 more patients who were screened for colorectal cancer.

### New Quality Measures

For the first time, Health Related Quality of Life (HRQoL) measures were included for three orthopedic measures – Total Knee Replacement, Lumbar Spine Fusion Surgery and Lumbar Spine Discectomy/Laminotomy. One process measure and two outcome-based quality of life measures (physical health and mental health) were reported for each of the three orthopedic surgeries.

The Childhood Immunization Status measure has changed compared to previous years. The new Combo 10 measure adds rotavirus, Hepatitis A and the influenza vaccine.

### Statewide and Medical Group Summary by Measure

**Table ES1** provides an overview of the statewide rates by measure for primary care. It also includes the percentage point changes in the rates from 2016 to 2017, and over time for applicable measures.

Twenty-four of twenty-five measures had performance rates that could be compared to last year. Of those 24 measures, 16 measures had an increase in the statewide rate. The measure with the largest statewide increase was **Pediatric Preventive Care: Adolescent Mental Health and/or Depression Screening**. One measure had a moderate increase in its statewide rate: **PHQ-9 Follow-up at 12 Months**. Eight measures had a decrease in their statewide rates.



**TABLE ES1: STATEWIDE RESULTS BY MEASURE: PRIMARY CARE MEASURES**

Quality Measure	2017 State-wide Average (2016 Dates of Service)	Percentage Point Change Statewide 2016 vs. 2017	Percentage Point Change Over Time
<b>New Measures</b>			
<b>Childhood Immunization Status (Combo 10)</b>	54.1%	N/A	N/A
<b>Large Increase in Statewide Rate</b>			
<b>Pediatric Preventive Care: Adolescent Mental Health Screening*</b>	72.8%	8.5 ↑	33.0 ↑ (3 years)
<b>Moderate Increase in Statewide Rate</b>			
<b>PHQ-9 Follow-Up at 12 Months*</b>	27.3%	4.5 ↑	4.5 ↑ (2 years)
<b>Small Increase in Statewide Rate</b>			
<b>Cervical Cancer Screening*</b>	73.5%	2.6 ↑	1.7 ↑ (3 years)
<b>Follow-Up Care for Children Prescribed ADHD Medication</b>	42.7%	2.1 ↑	4.6 ↑ (7 years)
<b>Depression Response at 12 Months</b>	10.8%	1.8 ↑	1.8 ↑ (2 years)
<b>Immunizations for Adolescents*</b>	86.4%	1.7 ↑	32.9 ↑ (6 years)
<b>PHQ-9 Utilization</b>	70.7%	1.4 ↑	1.4 ↑ (2 years)
<b>Controlling High Blood Pressure*</b>	77.5%	1.3 ↑	1.5 ↑ (3 years)
<b>Pediatric Preventive Care: Overweight Counseling*</b>	89.9%	1.2 ↑	4.5 ↑ (3 years)
<b>Depression Remission at 12 Months</b>	6.4%	1.2 ↑	1.2 ↑ (2 years)
<b>Maternity Care: Primary C-Section Rate</b>	23.4%	1.2 ↑	1.2 ↑ (3 years)
<b>PHQ-9 Follow-Up at Six Months</b>	33.5%	1.1 ↑	1.1 ↑ (2 years)
<b>Appropriate Treatment for Adult Bronchitis</b>	34.4%	0.7 ↑	15.1 ↑ (9 years)
<b>Colorectal Cancer Screening*▲</b>	72.5%	0.1 ↑	8.9 ↑ (7 years)
<b>Breast Cancer Screening (Mammograms)</b>	76.6%	0 ↑	2.3 ↑ (4 years)
<b>Depression Response at Six Months</b>	13.5%	0 ↑	0 ↑ (2 years)
<b>Small Decrease in Statewide Rate</b>			
<b>Depression Remission at Six Months</b>	7.9%	0.1 ↓	0.1 ↓ (2 years)
<b>Use of Spirometry Testing in the Assessment and Diagnosis of COPD</b>	39.2%	0.4 ↓	3.4 ↑ (8 years)
<b>Appropriate Treatment for Children with URI</b>	91.3%	0.4 ↓	5.5 ↑ (12 years)
<b>Chlamydia Screening in Women (Ages 16-24)</b>	49.8%	0.8 ↓	2.5 ↑ (9 years)
<b>Optimal Diabetes Care*▲</b>	44.7%	1.6 ↓	1.6 ↓ (2 years)
<b>Moderate Decrease in Statewide Rate</b>			
<b>Optimal Vascular Care*▲</b>	61.6%	4.6 ↓	4.6 ↓ (2 years)
<b>Large Decrease in Statewide Rate</b>			
<b>Optimal Asthma Care - Adults Ages 18-50*▲</b>	49.5%	5.9 ↓	2.8 ↓ (3 years)
<b>Optimal Asthma Care - Children Ages 5-17*▲</b>	57.0%	8.5 ↓	2.3 ↓ (3 years)

▲ The criteria for including patients in the measure denominator changed in 2017. This change may have contributed to the change in statewide rates for these measures.

\*These statewide averages are weighted (see methods).

N/A = Measure specifications changed or the measure is in its first year of implementation. Comparisons cannot be made.



**Table ES2** provides an overview of the statewide rates by measure for specialty care. It also includes the percentage point changes in the rates from 2016 to 2017, and over time for applicable measures. Six of fifteen measures had performance rates that could be compared to last year. All six orthopedic measures show increases in statewide rates compared to last year and over time.

**TABLE ES2: STATEWIDE RESULTS BY MEASURE: SPECIALTY CARE MEASURES**

Quality Measure	2017 State-wide Average (2016 Dates of Service)	Change Statewide 2016 vs. 2017	Change Over Time
<b>New Measures</b>			
Spine Surgery LSF: Procedures w/Pre-Op & Post-Op PGH 10	25.8%	N/A	N/A
Spine Surgery LSF: HRQoL Physical Health Status at One Year	5.9	N/A	N/A
Spine Surgery LSF: HRQoL Mental Health Status at One Year	1.9	N/A	N/A
Spine Surgery D/L: Procedures w/Pre-Op & Post-Op PGH 10	23.1%	N/A	N/A
Spine Surgery D/L: HRQoL Physical Health Status at Three Months	9.0	N/A	N/A
Spine Surgery D/L: HRQoL Mental Health Status at Three Months	3.6	N/A	N/A
Total Knee Replacement: Procedures w/Pre-Op & Post-Op PGH 10	19.9%	N/A	N/A
Total Knee Replacement: HRQoL Physical Health Status at One Year	7.7	N/A	N/A
Total Knee Replacement: HRQoL Mental Health Status at One Year	1.8	N/A	N/A
<b>Moderate Increase in Statewide Rate</b>			
Spine Surgery D/L: Functional Status at Three Months	26.3	3.6 ↑	3.6 ↑ (2 years)
<b>Small Increase in Statewide Rate</b>			
Spine Surgery LSF: Procedures w/Pre-Op & Post-Op ODI	40.9%	2.4 ↑	2.4 ↑ (2 years)
Spine Surgery LSF: Functional Status at One Year	18.1	1.2 ↑	1.2 ↑ (2 years)
Spine Surgery D/L: Procedures w/Pre-Op & Post-Op ODI	39.9%	2.5 ↑	2.5 ↑ (2 years)
Total Knee Replacement: Procedures w/Pre-Op & Post-Op OKS	26.2%	1.4 ↑	1.4 ↑ (2 years)
Total Knee Replacement: Functional Status at One Year	16.6	0.1 ↑	0.1 ↑ (2 years)

LSF = Lumbar Spine Fusion  
 PGH 10 = PROMIS Global Health 10, assesses health related quality of life  
 HRQoL = Health related quality of life  
 D/L = Discectomy/Laminotomy  
 ODI = Oswestry Disability Index, assesses functional status  
 OKS = Oxford Knee Score, assesses functional status

**Medical Group Highlights for Quality Measures**

**Table ES3** lists 14 medical groups with consistently high performance on three or more quality measures over three years. It also lists 17 medical groups with consistent improvement on three or more quality measures over three years.

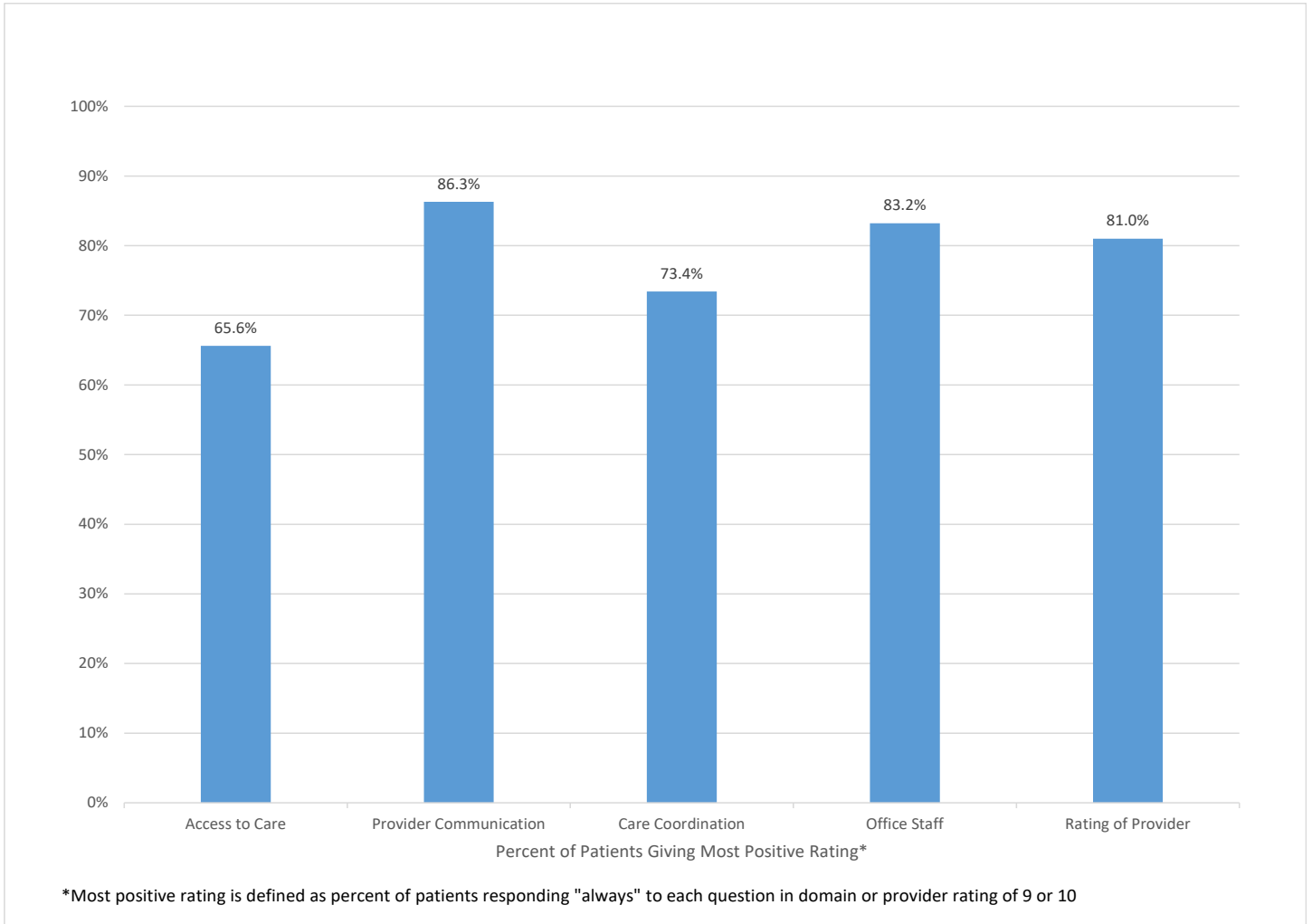
**TABLE ES3: MEDICAL GROUPS WITH CONSISTENTLY HIGH PERFORMANCE OR CONSISTENT IMPROVEMENT**

Consistently High Performance on 3 or More Quality Measures	Consistent Improvement on 3 or More Quality Measures
<p><b>Affiliated Community Medical Centers</b>  <b>Alexandria Clinic</b>  <b>Allina Health Clinics</b>  <b>CentraCare Health</b>  <b>Entira Family Clinics</b>  <b>Fairview Health Services</b>  <b>HealthPartners Clinics</b>  <b>Hennepin County Medical Center (HCMC) Clinics</b>  <b>Mankato Clinic, Ltd.</b>  <b>Mayo Clinic</b>  <b>NorthPoint Health &amp; Wellness Center</b>  <b>Park Nicollet Health Services</b>  <b>South Lake Pediatrics</b>  <b>Wayzata Children’s Clinic</b></p>	<p><b>Affiliated Community Medical Centers</b>  <b>Alexandria Clinic</b>  <b>Avera Medical Group</b>  <b>FirstLight Health System</b>  <b>Grand Itasca Clinic</b>  <b>Lakewood Health System</b>  <b>Mankato Clinic, Ltd.</b>  <b>Mayo Clinic Health System</b>  <b>Olmsted Medical Center</b>  <b>Ortonville Area Health Services – Northside Medical Clinic</b>  <b>Sanford Health – Sioux Falls Region</b>  <b>Southside Community Health Services</b>  <b>St. Croix Regional Medical Center</b>  <b>St. Luke’s Clinics</b>  <b>Tri-County Health Care</b>  <b>Unity Family Healthcare, Family Medical Center</b>  <b>University of Minnesota Physicians</b></p>

**Patient Experience of Care - Clinic**

**Patient Experience** results are included in the report for the fifth time (data available every other year). Figure ES2 summarizes the statewide patient experience results for five domains: Access to Care, Provider Communication, Care Coordination, Office Staff, and Rating of Provider. Dues to changes in the survey, most of these measures are not comparable over time.

**FIGURE ES2: PATIENT EXPERIENCE OF CARE STATEWIDE RESULTS**



**Additional Information Available**

This report includes results for our ambulatory quality measures and patient experience. The measures in this report, along with measures of cost and hospital quality can be found at [MNHealthScores.org](http://MNHealthScores.org). Cost measures are also published in a separate report.

# Report Overview

The measures in this 2017 *Health Care Quality Report* were recommended by MNMCM's Measurement and Reporting Committee (MARC) and approved by our Board of Directors. We have expanded, revised, and retired measures to stay aligned with evidence-based guidelines. Measurement changes across years are reflected in **Tables 1 and 2**.

**TABLE 1: PERFORMANCE MEASURES OVER THE YEARS - MEDICAL GROUP LEVEL RESULTS**

Measures	Report Year													
	2004	2005	2006	2007	2008	2009	2010	2011	2012	2013	2014	2015	2016	2017
<b>Medical Group Results</b> (Data Source: Health Plans & Medical Groups)														
Appropriate Testing for Children with Pharyngitis <i>(Retired due to consistently high performance rates)</i>			X	X	X	X	X	X	X	X	X	X	X	
Appropriate Treatment for Children with Upper Respiratory Infection			X	X	X	X	X	X	X	X	X	X	X	X
Avoidance of Antibiotics in the Treatment of Adult Bronchitis					X	X	X	X	X	X	X	X	X	X
Childhood Immunization Status - Combo 10	X*	X*	X <sup>o</sup>	X <sup>o</sup>	X <sup>o</sup>	X <sup>o</sup>	X <sup>o</sup>	X <sup>o</sup>	X <sup>o</sup>	X <sup>o</sup>	X <sup>o</sup>	X <sup>o</sup>	X <sup>o</sup>	X
Immunizations for Adolescents	X	X							X	X	X	X	X	X
Well Child Visits <i>(Retired due to measure inconsistencies with guidelines)</i>	X	X	X											
Use of Appropriate Medications for People with Asthma (Ages 5-50) <i>(Retired and replaced with measures that use data submitted by medical groups)</i>	X&	X&	X&	X&	X&	X&	X							
Breast Cancer Screening (Ages 50 -74)	X <sup>+</sup>	X <sup>+</sup>	X <sup>+</sup>	X <sup>+</sup>	X <sup>+</sup>	X <sup>+</sup>	X <sup>+</sup>	X <sup>+</sup>	X <sup>+</sup>	X <sup>+</sup>	X	X	X	X
Cervical Cancer Screening (Ages 24 - 64)	X <sup>##</sup>	X <sup>##</sup>	X <sup>##</sup>	X <sup>##</sup>	X <sup>##</sup>	X <sup>##</sup>	X <sup>##</sup>	X <sup>##</sup>	X <sup>##</sup>	X <sup>##</sup>		X	X	X
Colorectal Cancer Screening (Ages 51-75) <i>(Retired and replaced with measure that uses data submitted by medical groups)</i>			X <sup>~</sup>	X <sup>~</sup>	X <sup>~</sup>	X <sup>~</sup>	X							
Cancer Screening Combined (Breast, Cervical, Colorectal) (Ages 51-75) <i>(Retired due to retirement of Colorectal Cancer Screening; used same denominator)</i>			X <sup>~</sup>	X <sup>~</sup>	X <sup>~</sup>	X <sup>~</sup>	X							
Chlamydia Screening in Women (Ages 16 - 24)	X <sup>**</sup>	X <sup>**</sup>	X <sup>**</sup>	X <sup>**</sup>	X <sup>**</sup>	X	X	X	X	X	X	X	X	X
Controlling High Blood Pressure <140/90 mmHg	X <sup>***</sup>	X <sup>***</sup>	X <sup>***</sup>	X <sup>**^</sup>	X <sup>**^</sup>	X <sup>**^</sup>	X <sup>**^</sup>	X <sup>**^</sup>	X <sup>**^</sup>	X <sup>**^</sup>	X <sup>**^</sup>	X	X	X
Optimal Diabetes Care <i>(Retired and replaced with measure that uses data submitted by medical groups)</i>	X <sup>^#</sup>	X <sup>^#</sup>	X <sup>^#</sup>	X <sup>#</sup>	X <sup>#</sup>	X <sup>#</sup>								
Optimal Vascular Care <i>(Retired and replaced with measure that uses data submitted by medical groups)</i>			X	X										
Depression Treatment - Acute Phase Medication Management <i>(Retired and replaced with measure that uses data submitted by medical groups)</i>	X	X	X											
Depression Treatment - Continuous Phase Medical Management <i>(Retired and replaced with measure that uses data submitted by medical groups)</i>	X	X	X											
Use of Spirometry Testing in the Assessment and Diagnosis COPD							X	X	X	X	X	X	X	X
Follow-up Care for Children Prescribed ADHD Medication								X	X	X	X	X	X	X
Maternity Care: Primary C-Section Rate									X		X	X	X	X
Total Knee Replacement											X <sup>&amp;</sup>	X	X	X
Spinal Surgery: Lumbar Discectomy/Laminotomy											X	X	X	X
Spinal Surgery: Lumbar Spinal Fusion											X	X	X	X
<b>Total Medical Groups</b>	<b>51</b>	<b>54</b>	<b>104</b>	<b>128</b>	<b>143</b>	<b>172</b>	<b>192</b>	<b>203</b>	<b>208</b>	<b>209</b>	<b>194</b>	<b>208</b>	<b>189</b>	<b>182</b>

o Childhood Immunization Status - Combo 2 only  
 o Childhood Immunization Status - Combo 3 only  
 \*\* Chlamydia Screening in Women - Ages 16-25  
 \*\*\* Controlling High Blood Pressure - <=140/90 mmHg  
 ^ Optimal Diabetes Care - Hem A1c <=8, Blood Pressure <130/85, LDL-C <130 mg/dl, Aspirin Use, Tobacco Free  
 # Optimal Diabetes Care - Hem A1c <7, Blood Pressure <130/80, LDL-C, 100 mg/dl, Aspirin Use, Tobacco Free

& Use of Appropriate Medications for People with Asthma (Ages 5-56)  
 ~ Colorectal Cancer Screening (Ages 51-80)  
 ~ Cancer Screening Combined (Breast, Cervical, Colorectal) (Ages 51-80)  
 + Breast Cancer Screening (Ages 50-69)  
 ## Cervical Cancer Screening - administrative measure  
 \*\*^ Controlling High Blood Pressure <140/90mmHg  
 \*& Total Knee Replacement - three process measures

**TABLE 2: PERFORMANCE MEASURES OVER THE YEARS - CLINIC LEVEL RESULTS**

Measures	Report Year													
	2004	2005	2006	2007	2008	2009	2010	2011	2012	2013	2014	2015	2016	2017
<b>Clinic Results</b> (Data Source: Medical Groups)														
Optimal Diabetes Care (ODC)				X <sup>#</sup>	X <sup>#</sup>	X <sup>#</sup>	X <sup>^^</sup>	X <sup>^^^</sup>	X <sup>^^^</sup>	X <sup>^^^</sup>	X <sup>^^^</sup>	X <sup>^^^</sup>	X <sup>^^^</sup>	X <sup>Ⓢ</sup>
Optimal Coronary Artery Disease (CAD) Care <i>(Retired and replaced with OVC)</i>				X										
Optimal Vascular Care (OVC)					X	X	X <sup>''</sup>	X <sup>`</sup>	X <sup>``</sup>	X <sup>``</sup>	X <sup>``</sup>	X <sup>``</sup>	X <sup>``</sup>	X <sup>Ⓢ</sup>
Depression Remission at Six Months						X	X	X	X	X	X	X <sup>~-</sup>	X	X
Depression Response at Six Months								X	X	X	X	X <sup>~-</sup>	X	X
Depression Remission at 12 Months							X	X	X	X	X	X <sup>~-</sup>	X	X
Depression Response at 12 Months								X	X	X	X	X <sup>~-</sup>	X	X
Optimal Asthma Control- Ages 5 - 17 and Ages 18 - 50								X <sup>*#</sup>	X <sup>*#</sup>	X <sup>*#</sup>	X <sup>*#</sup>	X	X	X <sup>Ⓢ</sup>
Colorectal Cancer Screening								X	X	X	X	X	X	X <sup>Ⓢ</sup>
PHQ-9 Follow-Up at Six Months											X	X <sup>~-</sup>	X	X
PHQ-9 Follow-Up at Twelve Months											X	X <sup>~-</sup>	X	X
PHQ-9 Utilization											X	X	X	X
Pediatric Preventive Care: Adolescent Mental Health Screening											X	X	X	X
Pediatric Preventive Care: Overweight Counseling											X	X	X	X
<b>Total Clinics (# Medical Groups/# Clinics)</b>				28/191	62/321	70/426	126/553	184/721	187/727	191/799	183/871	183/911	174/992	162/899
<b>Other Results</b>														
Patient Experience of Care: Clinics <i>(repeated every other year)</i>							X	X		X		X		X
Health Information Technology (HIT)							X	X	X	X	X	X	X	
Hospital							X <sup>&lt;</sup>	X	X	X	X	X	X	X
Average Unit Price							X			X	X	X	X	X
Total Cost of Care											X	X	X	X
Relative Resource Use														X
Utilization Metrics														X

^^ Optimal Diabetes Care - Hem A1c <=8, Blood Pressure <130/80, LDL-C <100 mg/dl, Aspirin Use, Tobacco Free  
 # Optimal Diabetes Care - Hem A1c<7, Blood Pressure <130/80, LDL-C ,100 mg/dl, Aspirin Use, Tobacco Free  
 '' Optimal Vascular Care - Blood Pressure <130/80, LDL-C ,100 mg/dl, Aspirin Use, Tobacco Free  
 ` Optimal Vascular Care - Blood Pressure <140/90 if co-morbidity of diabetes, <130/80 if IVD only, LDL-C ,100 mg/dl, Aspirin Use, Tobacco Free  
 < In 2009 reported AHRQ measures only; in 2010 and 2011 reported AHRQ and CMS hospital measures  
 ^^ Optimal Diabetes Care - Hem A1c <8, Blood Pressure <140/90, LDL-C<100 mg/dl, Aspirin Use, Tobacco Free

`` Optimal Vascular Care - Blood Pressure <140/90, LDL-C<100 mg/dl, Aspirin Use, Tobacco Free  
 \*# Optimal Asthma Care - Asthma well controlled, patient hospital and emergency room visits <2, written asthma management plan  
 \*^ Optimal Diabetes Care - Hem A1c <8, Blood Pressure <140/90, Aspirin Use, Tobacco Free  
 \* Optimal Vascular Care - Blood Pressure <140/90, Aspirin Use, Tobacco Free  
 \*~ Depression - For previously indexed patients, reindex criteria requires only a PHQ-9 score greater than nine  
 Ⓢ New established patient criteria

The 2017 *Health Care Quality Report* features information on all three elements necessary to reach optimal health care performance: quality, patient experience and cost. MNMCM also publishes an annual cost report with additional details data at the medical group level.

The Quality section features information on **40 measures**. There are 9 new ambulatory care measures. Additionally, there was one measures with measure specification changes: Childhood Immunization Status Combo 10. The ambulatory care quality measures are organized into the following categories:

- **Community/Population Health**
- **Effective Clinical Care**
- **Efficiency and Cost Reduction**

Two types of measures are included in this section: **Direct Data Submission (DDS)** measures and **HEDIS** measures. DDS measures use data collected directly from medical groups. DDS measures can be reportable at both the clinic and/or medical group levels. These measures relied on data specifications published in the 2017 Direct Data Submission Guides for each applicable measure. These measures are aligned with clinical guidelines. This report includes 30 DDS measures.

**TABLE 3: DIRECT DATA SUBMISSION MEASURES**

<b>Community/Population Health</b>	
Colorectal Cancer Screening ✓	
Pediatric Preventive Care: Adolescent Mental Health and/or Depression Screening	
Pediatric Preventive Care: Overweight Counseling	
<b>Effective Clinical Care</b>	
Depression Remission at Six Months ✓	Spine Surgery Lumbar Fusion: Pre and post-op ODI administration
Depression Remission at Twelve Months ✓	Spine Surgery Lumbar Fusion: Functional Status ✓
Depression Response at Six Months ✓	Spine Surgery Lumbar Fusion: Pre and post-op PROMIS administration
Depression Response at Twelve Months ✓	Spine Surgery Lumbar Fusion: HRQoL Physical Health Status ✓
Maternity Care: C-Section Rate ✓	Spine Surgery Lumbar Fusion: HRQoL Mental Health Status ✓
Optimal Asthma Control - Adults Ages 18-50 ✓	Total Knee Replacement (TKR) : Pre and post-op OKS administration
Optimal Asthma Control - Children Ages 5-17	TKR: Functional Status ✓
Optimal Diabetes Care ✓	TKR: Pre and post-op PROMIS administration
Optimal Vascular Care ✓	TKR: HRQoL Physical Health Status ✓
PHQ-9 Follow-up at Six Months ✓	TKR: HRQoL Mental Health Status ✓
PHQ-9 Follow-up at Twelve Months ✓	
PHQ-9 Utilization	
Spine Surgery Discectomy/Laminotomy (D/L): Pre and post-op ODI administration	
Spine Surgery D/L: Functional Status ✓	
Spine Surgery D/L: Pre and post-op PROMIS administration	
Spine Surgery D/L: Health Related Quality of Life (HRQoL) Physical Health Status ✓	
Spine Surgery D/L: HRQoL Mental Health Status ✓	

✓ = Risk Adjusted, Actual to Expected method

HEDIS measures use data collected from health plan claims data. Health plan data collection uses either the administrative method (claims only) or hybrid method (claims plus chart review). Measures using health plan data relied on National Committee for Quality Assurance’s (NCQA) HEDIS specifications, which are also aligned with clinical guidelines. HEDIS is a national set of standardized performance measures originally designed for the managed care industry. The measures have been adopted for use by MNMCM to evaluate the performance of medical groups. MNMCM reports on 10 HEDIS measures.

**TABLE 4: HEDIS MEASURES**

<b>Community/Population Health</b>
Breast Cancer Screening
Childhood Immunization Status (Combo 10)
Cervical Cancer Screening
Chlamydia Screening in Women
Immunizations for Adolescents
<b>Effective Clinical Care</b>
Controlling High Blood Pressure
Follow-Up Care for Children Prescribed ADHD Medication
Use of Spirometry Testing in the Assessment and Diagnosis of COPD
<b>Efficiency and Cost Reduction</b>
Appropriate Treatment for Children with URI
Avoidance of Antibiotic Treatment in Adults with Acute Bronchitis

The **Patient Experience** section features information on clinic patient experience and utilizes the CG-CAHPS 6-month survey.

See the Methods appendix for more information on the methodology for each measure. In the Results by Measure section, results are listed with a description of the measure; charts, tables and figures describing the results; and a listing of performance highlights for that measure.

The medical group and clinic ratings are based on risk adjusted results where applicable. The results for the following measures are risk adjusted using the Actual to Expected methodology (see Appendix 6).



Please see next page.

## SECTION I. COMMUNITY/POPULATION HEALTH MEASURES

This section includes data for the following eight measures of community and population health:

- **Breast Cancer Screening** - Measures the percentage of women ages 50-74 who had a mammogram during the measurement year or prior year.
- **Childhood Immunization Status (Combo 10)** – Measures the percentage of two-year old children who had four DTaP, three IPV, one MMR, three H influenza type B, three Hepatitis B, one VZV, four pneumococcal conjugate, one hepatitis A, two or three rotavirus, and two influenza vaccines within the HEDIS specified time period and by their second birthday.
- **Cervical Cancer Screening** – Measures the percentage of women ages 21-64 who were screened for cervical cancer during the measurement year.
- **Chlamydia Screening in Women** – Measures the percentage of women ages 16-24 who were sexually active and tested for chlamydia during the measurement year.
- **Colorectal Cancer Screening** – Measures the percentage of adult ages 51-75 who were up to date with appropriate colorectal cancer screening exams. Appropriate exams include colonoscopy, sigmoidoscopy, CT colonography, or fecal blood tests.
- **Immunizations for Adolescents** – Measures the percentage of 13 year olds who had received one dose of meningococcal conjugate vaccine and one tetanus, diphtheria toxoids and acellular pertussis vaccine (Tdap) by their 13th birthday.
- **Pediatric Preventive Care: Adolescent Mental Health and/or Depression Screening** – Measures the percentage of pediatric patients ages 12-17 who had a documented mental health and/or depression screening at a well-child visit.
- **Pediatric Preventive Care: Overweight Counseling** – Measures the percentage of pediatric patients ages 3-17 who had an overweight or obesity assessment at a well-child visit and if the BMI percentile is greater than or equal to 85, had appropriate documentation of counseling for physical activity and nutrition.

# Breast Cancer Screening

Breast cancer is the second leading cause of cancer death in women, regardless of race or ethnicity. Screening can help improve outcomes and reduce costs. The US Preventive Services Task Force recommends screening for breast cancer in women aged 50 to 74 years.

This measure reflects the percentage of women ages 50–74 who received a mammogram during the prior two years (the measurement year or prior year).

The statewide rate for Breast Cancer Screening is 77 percent. **Table 5** displays the details of this statewide rate. **Figure 1** shows the average rate for this measure over time.

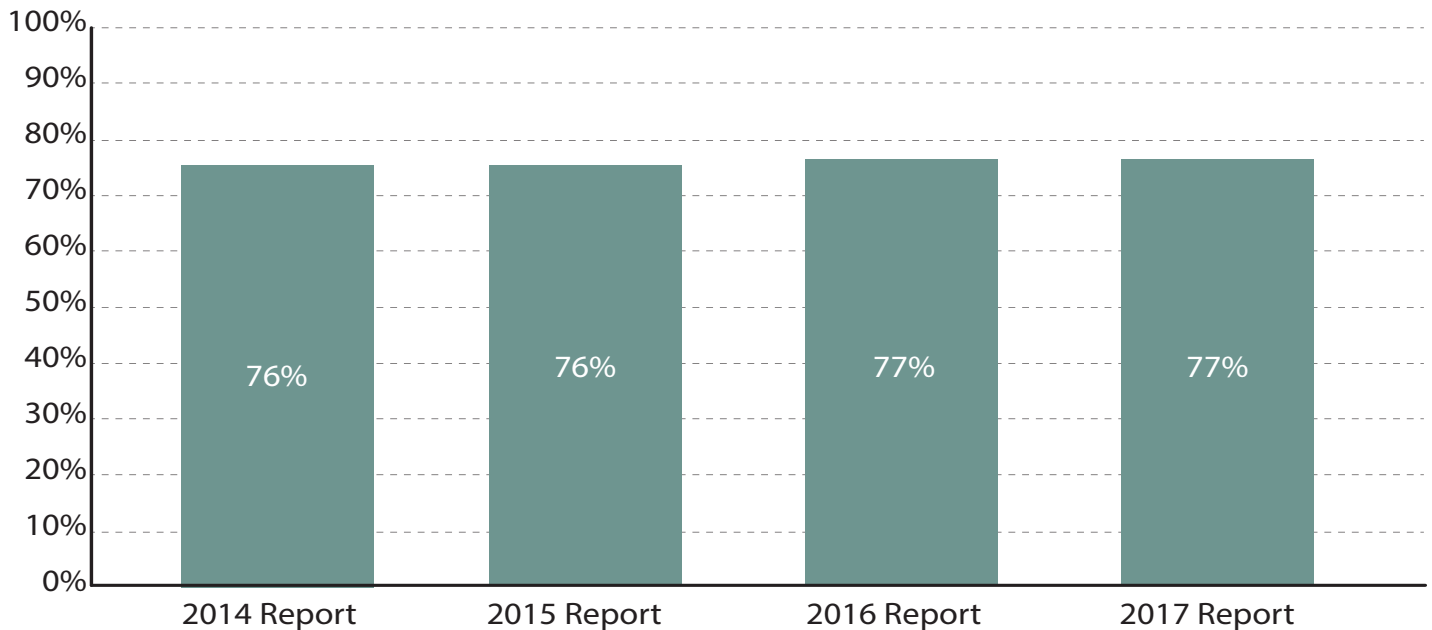
Data collected for this measure are from health plan claims.

**TABLE 5: STATEWIDE RATE FOR BREAST CANCER SCREENING**

	Statewide Average	95% CI	Numerator (Patients who were screened)	Denominator
Breast Cancer Screening	76.6%	76.4%-76.7%	204,506	252,625

\*Statewide Average (above) includes those patients attributed to a medical group AND those who could not be attributed to a medical group.

**FIGURE 1: STATEWIDE RATES FOR BREAST CANCER SCREENING**



Caution is recommended when making comparisons from year to year. Annual rate differences can occur due to natural variation, changes in measurement specifications, changes in data sources and other factors.

## Medical Group Results

### Highest Performers in 2017

The medical group average<sup>^</sup> showed that 81 percent of women 50-74 years of age had a mammogram. **Sacred Heart Mercy Health Care Center** set the benchmark of 93 percent. There were 24 of 136 medical groups with rates and confidence intervals fully above the medical group average. These groups are listed below from high to low performance. An asterisk (\*) indicates a Top 5 performer for this measure based on unadjusted results.

- Sacred Heart Mercy Health Care Center\*
- Mayo Clinic Health System - Springfield\*
- Dawson Clinic\*
- John A. Haugen Associates, PA\*
- Premier OB/GYN of Minnesota\*
- Alexandria Clinic
- Ortonville Area Health Services - Northside Medical Clinic
- Obstetrics and Gynecology Associates
- HealthPartners Clinics
- Gundersen Health System
- Mayo Clinic
- Mayo Clinic Health System - Franciscan Healthcare in La Crosse
- Allina Health Clinics
- Allina Health Specialties
- Mayo Clinic Health System - Owatonna
- Sanford Health - Sioux Falls Region
- Mayo Clinic Health System - Mankato
- Park Nicollet Health Services
- Mankato Clinic, Ltd.
- Essentia Health
- Affiliated Community Medical Centers
- CentraCare Health
- Sanford Health - Fargo Region
- Fairview Medical Group

### Biggest improvement from 2016–2017

The largest improvement since report year 2016 in Breast Cancer Screening was made by **Neighborhood HealthSource**, whose score increased by more than 14 percentage points, from 59 percent to 73 percent.

<sup>^</sup>For HEDIS measures, the medical group average includes patients who are attributed to a medical group. Conversely, the statewide average includes all patients - those attributed to a medical group and those who are not.

## Medical group performance over time (2015-2017)

We reviewed the data to identify patterns of medical group performance in medical groups with three years of data beginning in 2015. We looked for patterns of consistently high performance, consistent improvement, consistent decreases and/or relative stability. The results are below in alphabetical order.

Nineteen medical groups achieved consistently high performance and above average rates over the past three years for Breast Cancer Screening:

Affiliated Community Medical Centers	Crosse
Alexandria Clinic	Mayo Clinic Health System - Mankato
Allina Health Specialties	Mayo Clinic Health System - Owatonna
CentraCare Health	Obstetrics and Gynecology Associates
Dawson Clinic	Ortonville Area Health Services - Northside Medical Clinic
Gundersen Health System	Park Nicollet Health Services
HealthPartners Clinics	Premier OB/GYN of Minnesota
John A. Haugen Associates, PA	Sanford Health - Fargo Region
Mankato Clinic, Ltd.	Sanford Health - Sioux Falls Region
Mayo Clinic	
Mayo Clinic Health System - Franciscan Healthcare in La	

Four medical groups showed consistent improvement over three years:

Avera Medical Group - Estherville Medical Clinic	NorthPoint Health & Wellness Center
Mayo Clinic Health System - Waseca	St. Paul Family Medical Center

Thirty-two medical groups had rates that were relatively stable over three years:

Altru Health System	Willmar	Prairie Ridge Hospital & Health Services
Amery Hospital and Clinic	Gateway Family Health Clinic	Raiter Clinic, LTD - IHN
Apple Valley Medical Clinic	HealthEast Clinics	Richfield Medical Group
Avera Medical Group - Pipestone	Hennepin County Medical Center	Riverwood Healthcare Center
Avera Medical Group - McGreevy Clinic, United Medical Center,	(HCMC) Clinics	Sawtooth Mountain Clinic
Worthington Speciality Clinic	Hutchinson Health	St. Luke's Clinics
Burnsville Family Physicians	Lake Region Healthcare	Stellis Health, PA
Cuyuna Regional Medical Center	Lakeview Clinic	Valley Family Practice - MHN
Entira Family Clinics	Mayo Clinic Health System - Red Wing	West Side Community Health Services
Fairview Medical Group	Mille Lacs Health System	Windom Family Medical Center
Fairview Mesaba Clinics	North Clinic	Winona Health Services
Family Practice Medical Center of	Northfield Hospital + Clinics	

Three medical groups showed a consistent decrease over three years:

Adefris & Toppin Women's Specialists	Olmsted Medical Center
Advanced Medical Clinic	

The remaining seventy medical groups did not have a discernible pattern over three years.

Please see next page.

## Childhood Immunization Status (Combo 10)

Infants and toddlers are especially vulnerable to infectious diseases, due to their developing immune systems. Vaccines can help prevent many diseases and their serious side effects. Immunization of infants and toddlers is recommended by the American Academy of Pediatrics (AAP).

This measure reflects the percentage of two year old children who received all of the following vaccines by their second birthday:

- Four diphtheria, tetanus and acellular pertussis (DTaP)
- Three polio (IPV)
- One measles, mumps and rubella (MMR)
- Three H influenza type B
- Three Hepatitis B

- One chicken pox (VZV)
- Four pneumococcal conjugate
- One Hepatitis A
- Two or three Rotavirus
- Two influenza

The statewide rate for Childhood Immunization Status (Combo 10) is 54 percent. **Table 6** displays the details of the 2017 rate.

*Data for this measure are collected from health plan claims, the Minnesota Immunization Information Connection registry (MIIC) and medical record review.*

**TABLE 6: STATEWIDE RATE FOR CHILDHOOD IMMUNIZATION STATUS (COMBO 10)**

	Statewide Average (Weighted)	95% CI	Numerator (Patients who had all vaccinations)	Denominator (Patients sampled)	Total Eligible
Childhood Immunization	54.1%	52.8%-55.5%	2,391	5,606	24,894

\*Statewide Average (above) includes those patients attributed to a medical group AND those who could not be attributed to a medical group.

**THERE IS NO TREND CHART BECAUSE THE MEASURE SPECIFICATION CHANGED FOR THIS MEASURE.**



## Highest Performers in 2017

The medical group average<sup>^</sup> showed 56 percent of two year old children were up-to-date with all recommended immunizations by their second birthday. **Mankato Clinic, Ltd.** set the benchmark of 83 percent. Twelve of 41 medical groups had rates and confidence intervals fully above the medical group average. These groups are listed below from high to low performance. An asterisk (\*) indicates a Top 5 performer for this measure based on unadjusted results.

- Mankato Clinic, Ltd.\*
- Fridley Children's & Teenagers' Medical Center - Children's Physician Network\*
- Wayzata Children's Clinic\*
- South Lake Pediatrics\*
- Sanford Health - Sioux Falls Region\*
- Children's Clinic Network
- Entira Family Clinics
- Central Pediatrics
- HealthPartners Clinics
- Mayo Clinic Health System - Owatonna
- Allina Health Specialties
- Allina Health Clinics

## Biggest improvement from 2016–2017

Not applicable due to measure specification changes.

## Medical group performance over time (2015-2017)

Not applicable due to measure specification changes.

<sup>^</sup>For HEDIS measures, the medical group average includes patients who are attributed to a medical group. Conversely, the statewide average includes all patients - those attributed to a medical group and those who are not.

# Cervical Cancer Screening

Cervical cancer was once the leading cause of cancer death for women. Screening reduces the risk of death and increases quality of life in women. Screening for cervical cancer or screening plus human papillomavirus co-testing in women is recommended by the US Preventive Services Task Force.

This measure reflects the percentage of women ages 21-64 who were screened for cervical cancer during the measurement year using either of two criteria: women age 21-64 who had a cervical cytology performed every three years or women age 30-64 who had cervical cytology/human papillomavirus co-testing performed every five years.

The statewide rate for Cervical Cancer Screening is 74 percent. **Table 7** displays the details of this statewide rate. **Figure 2** displays the statewide rate over time. The statewide rate increased by three percentage points from 2016.

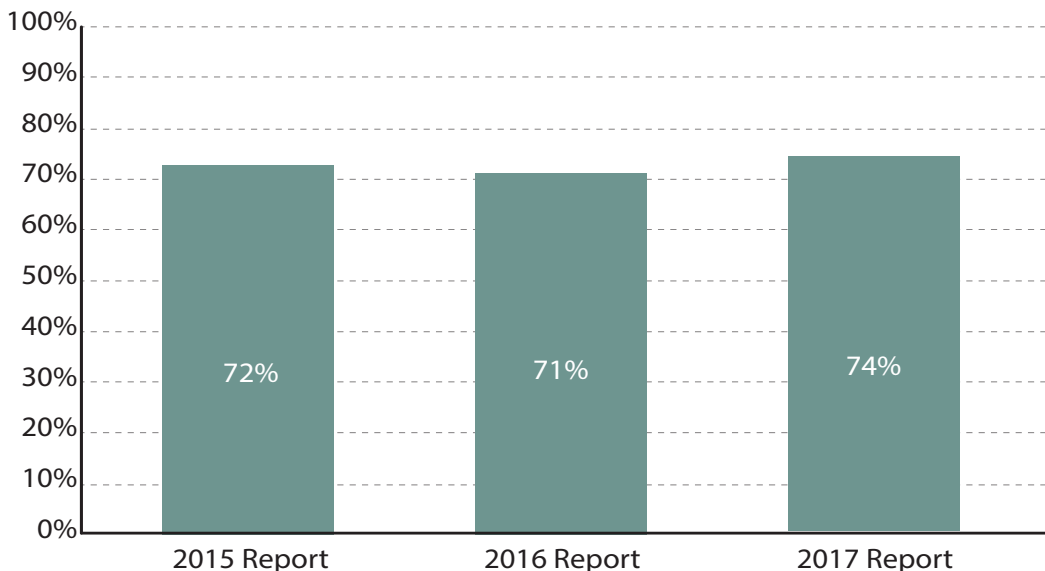
Data for this measure are collected from health plan claims.

**TABLE 7: STATEWIDE RATE FOR CERVICAL CANCER SCREENING**

	Statewide Average (Weighted)	95% CI	Numerator (Patients who were screened)	Denominator (Patients Sampled)	Total Eligible
Cervical Cancer Screening	73.5%	72.7%-74.3%	7,484	11,828	484,018

\*Statewide Average (above) includes those patients attributed to a medical group AND those who could not be attributed to a medical group.

**FIGURE 2: CERVICAL CANCER SCREENING OVER TIME**



Caution is recommended when making comparisons from year to year. Annual rate differences can occur due to natural variation, changes in measurement specifications, changes in data sources and other factors.

## Highest Performers in 2017

The medical group average<sup>^</sup> showed that 81 percent of women 21-64 years of age received cervical cancer screening. **Mayo Clinic Health System - Waseca** set the benchmark of 96 percent. Nine out of 58 medical groups had rates and confidence intervals fully above the medical group average. These groups are listed below from high to low performance. An asterisk (\*) indicates a Top 5 performer for this measure based on unadjusted results.

- Mayo Clinic Health System - Waseca\*
- Northwest Family Physicians\*
- Lakeview Clinic\*
- Hennepin County Medical Center (HCMC) Clinics\*
- Park Nicollet Health Services\*
- Mayo Clinic Health System - Owatonna
- Mayo Clinic Health System - Red Wing
- Fairview Medical Group
- HealthPartners Clinics

## Biggest improvement from 2016–2017

The largest improvement since report year 2016 in Cervical Cancer Screening was made by **Mayo Clinic Health System - Waseca** whose score increased by 28 percentage points, from 68 percent to 96 percent.

## Medical group performance over time (2015-2017)

We reviewed the data to identify patterns of medical group performance in medical groups with three years of data beginning in 2015. We looked for patterns of consistently high performance, consistent improvement, consistent decreases and/or relative stability. The results are below in alphabetical order.

Two medical groups achieved consistently high performance and above average rates over the past three years for Cervical Cancer Screening:

Fairview Medical Group

Park Nicollet Health Services

Six medical groups showed consistent improvement over three years:

Hennepin County Medical Center (HCMC) Clinics  
Mayo Clinic Health System - Albert Lea and Austin  
Mayo Clinic Health System - Red Wing

St. Luke's Clinics  
Stellis Health, PA  
University of Minnesota Physicians

No medical groups had rates that were relatively stable over three years.

One medical group showed a consistent decrease over three years:

Hutchinson Health

The remaining fourteen medical groups did not have a discernible pattern over three years.

<sup>^</sup>For HEDIS measures, the medical group average includes patients who are attributed to a medical group. Conversely, the statewide average includes all patients - those attributed to a medical group and those who are not.

## Chlamydia Screening in Women

Chlamydia is the most common sexually transmitted disease in the US and can lead to serious health problems, including infertility in women. Chlamydia most often has no symptoms, and if symptoms do appear, it may be several weeks after being infected. Screening for chlamydia is recommended by the US Preventive Services Task Force.

This measure reflects the percentage of sexually active women ages 16-24 who had at least one test for chlamydia during the measurement year.

The statewide rate for Chlamydia Screening is 50 percent. **Table 8** displays the details of the 2017 rate. **Figure 3** displays the statewide rates over time. The rate decreased by one percentage point from 2016 to 2017.

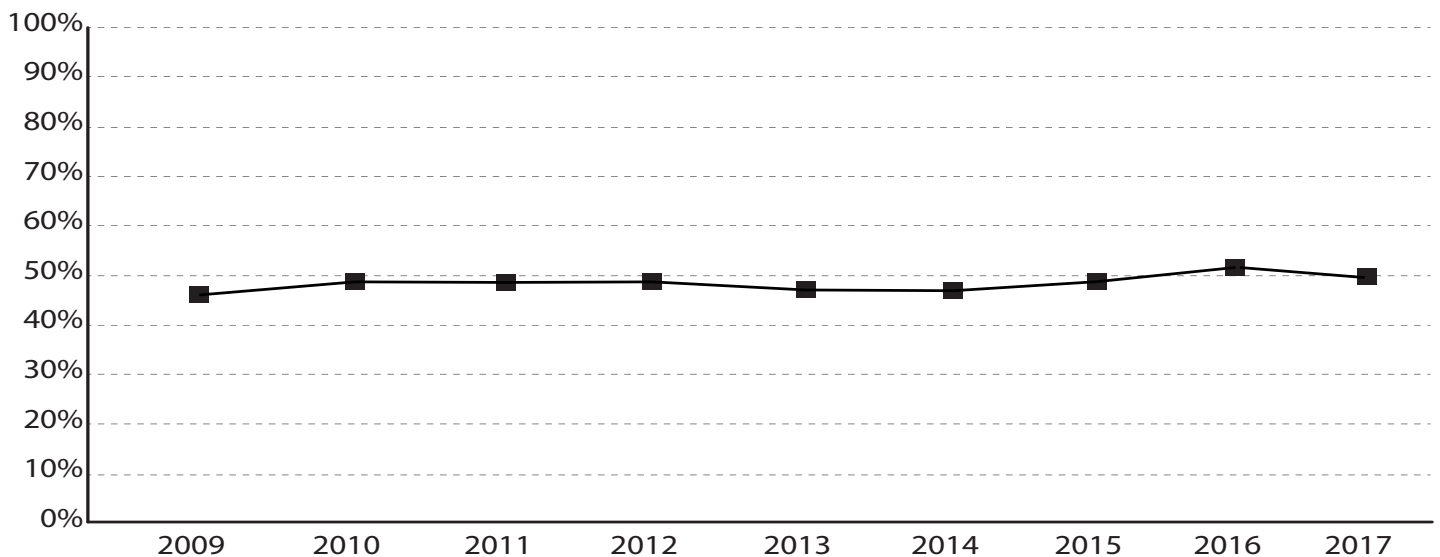
*The data for this measure are collected from health plan claims.*

**TABLE 8: STATEWIDE RATE FOR CHLAMYDIA SCREENING IN WOMEN**

	Statewide Average	95% CI	Numerator (Patients who were screened)	Denominator
Chlamydia Screening	49.8%	49.5%-50.2%	43,504	87,302

\*Statewide Average (above) includes those patients attributed to a medical group AND those who could not be attributed to a medical group.

**FIGURE 3: STATEWIDE RATES FOR CHLAMYDIA SCREENING IN WOMEN OVER TIME**



Caution is recommended when making comparisons from year to year. Annual rate differences can occur due to natural variation, changes in measurement specifications, changes in data sources and other factors.

## Medical Group Results

### Highest Performers in 2017

The medical group average<sup>^</sup> showed 52 percent of sexually active women ages 16-24 had a chlamydia test. **Face to Face Health and Counseling** set the benchmark of 86 percent. Fourteen of 123 medical groups had rates and confidence intervals fully above the medical group average. These groups are listed below from high to low performance. An asterisk (\*) indicates a Top 5 performer for this measure based on unadjusted rates.

- Face to Face Health & Counseling Service, Inc.\*
- Planned Parenthood Minnesota, North Dakota, South Dakota\*
- NorthPoint Health & Wellness Center\*
- HealthPartners Clinics\*
- Entira Family Clinics\*
- Allina Health Specialties
- Allina Health Clinics
- Adefris & Toppin Women's Specialists
- Central Pediatrics
- Hennepin County Medical Center (HCMC) Clinics
- Community University Health Care Center
- Park Nicollet Health Services
- Fairview Medical Group
- CentraCare Health

### Biggest improvement from 2016–2017

The largest improvement since report year 2016 in Chlamydia Screening in Women was made by **Glenwood Medical Center**, whose score increased by more than 21 percentage points, from 26 percent to 47 percent.

<sup>^</sup>For HEDIS measures, the medical group average includes patients who are attributed to a medical group. Conversely, the statewide average includes all patients - those attributed to a medical group and those who are not.

## Medical group performance over time (2015-2017)

We reviewed the data to identify patterns of medical group performance in clinics with three years of data beginning in 2015. We looked for patterns of consistently high performance, consistent improvement, consistent decreases and/or relative stability. The results are below in alphabetical order.

Eleven medical groups achieved consistently high performance and above average rates over the past three years for Chlamydia Screening in Women:

Adefris & Toppin Women's Specialists	Hennepin County Medical Center (HCMC) Clinics
Allina Health Specialties	NorthPoint Health & Wellness Center
Allina Health Clinics	Park Nicollet Health Services
Entira Family Clinics	Planned Parenthood Minnesota, North Dakota, South Dakota
Face to Face Health & Counseling Service, Inc.	
Fairview Medical Group	
HealthPartners Clinics	

Fifteen medical groups showed consistent improvement over three years:

All About Children Pediatrics - Children's Health Network	Northwest Family Physicians
Amery Hospital and Clinic	Parkview Medical Clinic - Minnesota Healthcare Network
Avera Medical Group - Pipestone	Sawtooth Mountain Clinic
Central Pediatrics	Seven Day Clinic
Children's Clinic Network	St. Croix Regional Medical Center
Dulcimer Medical Center	Unity Family Healthcare - Avon
Mankato Clinic, Ltd.	Wayzata Children's Clinic
Mayo Clinic Health System-Red Cedar, Inc.	

Eight medical groups had rates that were relatively stable over three years:

Children's Health Care	Mayo Clinic
Foley Medical Center	Mayo Clinic Health System - Mankato
Gateway Family Health Clinic	Mayo Clinic Health System - Red Wing
Glencoe Regional Health Services	Sanford Health - Sioux Falls Region

Eight medical groups showed consistent decreases over three years:

Hutchinson Health	Scenic Rivers Health Services
Mayo Clinic Health System - Franciscan Healthcare in La Crosse	Sibley Medical Center DBA Ridgeview Sibley Medical Center
Open Cities Health Center	United Family Medicine
Renville County Hospital and Clinics	West Side Community Health Services

The remaining seventy-five medical groups did not have a discernible pattern over three years.

Please see next page.



# Colorectal Cancer Screening

Of cancers that affect both men and women, colorectal cancer is the second leading cause of cancer-related deaths in the United States and the third most common cancer in men and women. Colorectal cancer affects men and women of all racial and ethnic groups and is found most often in people aged 50 years or older. Screening helps find colorectal cancer at an early state, when treatment often leads to a cure.

This measure reflects the percentage of adults ages 51-75 who are up-to-date with the appropriate screening for colorectal cancer. Appropriate screenings for purposes of this measure include one of the following:

- Colonoscopy during the measurement year or the nine years prior, or
- Flexible sigmoidoscopy during the measurement year or the four years prior, or
- CT colonography during the measurement year or the four years prior, or
- Fecal immunochemical test (FIT)-DNA during the measurement year or the two years prior, or
- Guaiac-based fecal occult blood test (gFOBT) or FIT during the measurement year.

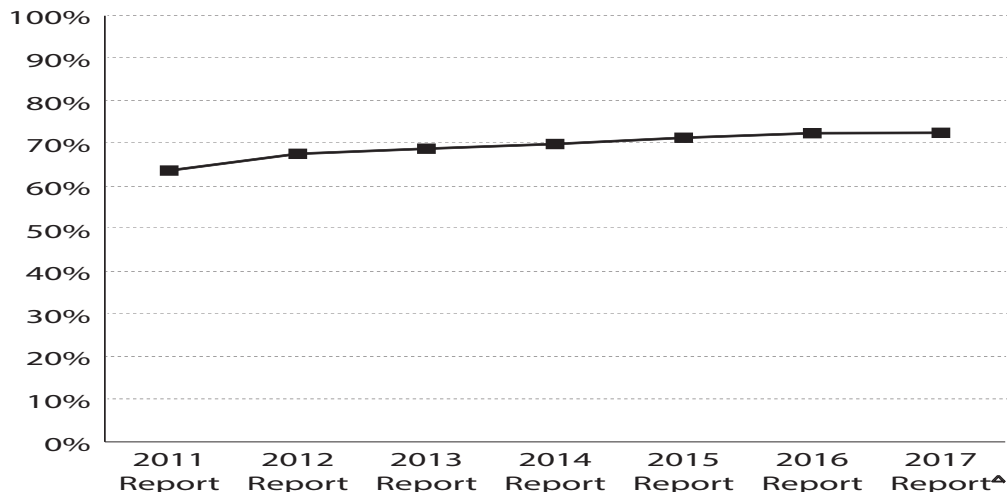
The statewide rate for Colorectal Cancer Screening is 73 percent. **Table 9** displays the details of this statewide rate. **Figure 4** shows the statewide rate over time. The rate has increased steadily since 2011.

Data collected for this measure are submitted directly to MNCM by medical groups/clinics from electronic health records or paper-based medical charts.

**TABLE 9: STATEWIDE RATE FOR COLORECTAL CANCER SCREENING**

	Statewide Average (Weighted)	95% CI	Numerator (Patients who were screened)	Denominator (Patients submitted)	Total Eligible
Colorectal Cancer Screening	72.5%	72.5%-72.6%	953,994	1,312,884	1,346,255

**FIGURE 4: STATEWIDE RATES FOR COLORECTAL CANCER SCREENING OVER TIME**



Caution is recommended when making comparisons from year to year. Annual rate differences can occur due to natural variation, changes in measurement specifications, changes in data sources and other factors. See Appendix 8 - General Guidelines for Comparing MNCM Results over Time.  
 ▲ The criteria for including patients in the measure denominator changed in 2017. This change may have contributed to the change in statewide rates for these measures.

## Clinic Results

### Highest Performers in 2017

Clinic results showed an average of 73 percent of patients ages 51-75 had appropriate screening for colorectal cancer. **Obstetrics, Gynecology and Infertility - Maple Grove** set the benchmark of 93 percent. Based on risk adjusted results, there were 188 of 699 clinics with rates that were statistically above the expected result for their patient mix. The high-performing clinics are listed below in alphabetical order under their medical group name. An asterisk (\*) indicates a Top 15 performer for this measure based on risk adjusted results.

#### Affiliated Community Medical Centers

- Affiliated Community Medical Centers - Willmar Clinic

#### Alexandria Clinic

#### Allina Health

- Allina Health - Bandana Square
- Allina Health - Blaine
- Allina Health - Bloomington
- Allina Health - Brooklyn Park
- Allina Health - Buffalo
- Allina Health - Cambridge
- Allina Health - Centennial Lakes
- Allina Health - Champlin
- Allina Health - Chanhassen
- Allina Health - Chaska
- Allina Health - Coon Rapids
- Allina Health - Eagan
- Allina Health - Edina
- Allina Health - Faribault
- Allina Health - Farmington
- Allina Health - First Street
- Allina Health - Forest Lake
- Allina Health - Highland Park
- Allina Health - Isles
- Allina Health - Lakeville
- Allina Health - Maple Grove
- Allina Health - Nicollet Mall
- Allina Health - Northfield
- Allina Health - Plymouth
- Allina Health - Ramsey
- Allina Health - Richfield
- Allina Health - Savage
- Allina Health - Sharpe Dillon
- Allina Health - Shoreview
- Allina Health - United Medical
- Allina Health - Uptown
- Allina Health - Vadnais Heights
- Allina Health - Woodbury

#### Allina Health Specialties

- Allina Health Specialties - Abbott Northwestern General Medicine Associates - Edina

- Allina Health Specialties - New Ulm Medical Center

#### Catalyst Medical Clinic\*

#### CentraCare Health

- CentraCare Clinic - Northway
- CentraCare Clinic - St. Joseph
- CentraCare Health- Long Prairie
- CentraCare Health- Melrose\*
- CentraCare Health Paynesville-Cold Spring
- CentraCare Health Plaza-Family Medicine
- CentraCare Health Plaza-Internal Medicine\*
- CentraCare Health Plaza-Obstetrics and Women's Clinic\*
- CentraCare Health- Sauk Centre
- CentraCare River Campus-Internal Medicine\*

#### Clinic Sofia Ob/Gyn

- Clinic Sofia Ob/Gyn\*
- Clinic Sofia ObGyn

#### Comprehensive Healthcare for Women

#### Edina Sports Health & Wellness

#### Entira Family Clinics

- Entira Family Clinics - Highland
- Entira Family Clinics - White Bear Lake-Bellaire Avenue

#### Essentia Health

- EH Central Baxter Clinic
- EH Central Brainerd Clinic
- EH Central Pillager Clinic
- EH East Deer River Clinic
- EH East Duluth Clinic 1st St
- EH East Hermantown Clinic
- EH East Lakeside Clinic
- EH East Lakewalk Clinic
- EH East West Duluth Clinic
- EH West Casselton Clinic
- EH West Detroit Lakes Clinic
- EH West Moorhead
- EH West South University Clinic
- EH West Wahpeton Clinic
- EH West West Fargo Clinic

#### Fairview Health Services

- Fairview Andover Clinic
- Fairview Apple Valley Clinic
- Fairview Bloomington Lake Xerxes
- Fairview Brooklyn Park Clinic
- Fairview Burnsville Clinic
- Fairview Chisago Lakes Clinic
- Fairview Columbia Heights Clinic
- Fairview Crosstown Clinic
- Fairview Eagan Clinic
- Fairview EdenCenter Clinic
- Fairview Elk River Clinic
- Fairview Fridley Clinic
- Fairview Hiawatha Clinic
- Fairview Highland Park Clinic
- Fairview Lakeville Clinic
- Fairview Milaca Clinic
- Fairview New Brighton Clinic
- Fairview Oxboro Clinic
- Fairview Princeton Clinic
- Fairview Prior Lake Clinic\*
- Fairview Riverside Integrated Primary Care
- Fairview Rogers Clinic
- Fairview Rosemount Clinic
- Fairview Uptown Clinic
- Fairview Zimmerman Clinic

#### Gundersen Health System

- Gundersen Health System - La Crescent Clinic

#### HealthEast Clinics

- HealthEast Midway Clinic

#### HealthPartners Central Minnesota Clinics

#### HealthPartners Clinics

- HealthPartners - Andover
- HealthPartners - Arden Hills
- HealthPartners - Brooklyn Center
- HealthPartners - Como
- HealthPartners - Coon Rapids
- HealthPartners - Ctr for Internat Hlth\*
- HealthPartners - Elk River
- HealthPartners - Hlth Ctr for

## Highest Performers in 2017

- Women
  - HealthPartners - Inver Grove Heights
  - HealthPartners - Lino Lakes
  - HealthPartners - Maplewood
  - HealthPartners - Roseville
  - HealthPartners - St Paul
  - HealthPartners - University Ave
  - HealthPartners - West
  - HealthPartners - White Bear Lake
  - HealthPartners - Woodbury
- Hennepin County Medical Center (HCMC) Clinics
  - HCMC Clinics - Golden Valley Clinic
- Lakewood Health System
  - Lakewood Health System - Motley Clinic
- Mankato Clinic, Ltd.
  - Mankato Clinic - Main Street
  - Mankato Clinic - Mapleton
  - Mankato Clinic - North Mankato
  - Mankato Clinic - Wickersham Campus
- Mayo Clinic
  - Mayo Clinic - Baldwin Building, Family Medicine
  - Mayo Clinic - Baldwin Building, Primary Care Internal Medicine
  - Mayo Clinic - Northeast
  - Mayo Clinic - Northwest
  - Mayo Clinic - Speciality Practice\*
  - Mayo Family Clinic Southeast
- Mayo Clinic Health System
  - Mayo Clinic Health System Fairmont
  - Mayo Clinic Health System Faribault Campus Location
  - Mayo Clinic Health System-Franciscan Healthcare in Caledonia
  - Mayo Clinic Health System-Franciscan Healthcare in LaCrescent\*
  - Mayo Clinic Health System Le Sueur
  - Mayo Clinic Health System Mankato Eastridge
  - Mayo Clinic Health System Mankato Northridge
  - Mayo Clinic Health System Mankato Specialty Clinic
- Mayo Clinic Health System Montgomery
- Mayo Clinic Health System Owatonna
- Mayo Clinic Health System Springfield
- Mayo Clinic Health System St. Peter
- North Memorial
  - North Memorial Clinic - Maple Grove
- Oakdale Ob/Gyn
  - Oakdale Obstetrics & Gynecology, PA - Maple Grove
- Obstetrics and Gynecology Associates
  - Associates In Women's Health - Edina\*
  - Associates In Women's Health - Minneapolis\*
  - Diamond Women's Center
  - Obstetrics & Gynecology Specialists - Edina
  - Obstetrics, Gynecology and Infertility - Edina\*
  - Obstetrics, Gynecology and Infertility - Maple Grove\*
- Ortonville Area Health Services-Northside Medical Clinic
- Park Nicollet Health Services
  - Park Nicollet Clinic - Burnsville
  - Park Nicollet Clinic - Carlson
  - Park Nicollet Clinic - Champlin
  - Park Nicollet Clinic - Eagan
  - Park Nicollet Clinic - Eden Prairie
  - Park Nicollet Clinic - Golden Valley
  - Park Nicollet Clinic - Shakopee
  - Park Nicollet Clinic - St. Louis Park Internal Medicine
- Partners OB/GYN, PA
- Sacred Heart Mercy Health Care Center
- Sanford Health - Fargo Region
  - Perham Health Clinic
  - Perham Health New York Mills Clinic
  - Sanford Bemidji Main Clinic - Family Medicine
  - Sanford Bemidji Main Clinic - Internal Medicine
  - Sanford Blackduck Clinic
  - Sanford Fargo Broadway Clinic - Internal Medicine
  - Sanford Fargo North Fargo Clinic
  - Sanford Fargo Southpointe Clinic - Family Medicine
  - Sanford Fargo Southpointe Clinic - Internal Medicine
  - Sanford Health Detroit Lakes Clinic
  - Sanford Health Jamestown Clinic
  - Sanford Health Pelican Rapids Clinic
  - Sanford Health Valley City Clinic
  - Sanford Moorhead Clinic - Family Medicine
  - Sanford Moorhead Clinic - Internal Medicine
  - Sanford West Fargo Clinic - Family Medicine
- Sanford Health - Sioux Falls Region
  - Sanford Aberdeen Clinic
  - Sanford Health Brookings Clinic
  - Sanford Health Westbrook Clinic
  - Sanford Luverne Clinic
  - Sanford Sioux Falls 34th & Kiwanis Family Medicine Clinic
  - Sanford Sioux Falls 49th & Oxbow Family Medicine Clinic
  - Sanford Sioux Falls 69th & Minnesota Family Medicine Clinic
  - Sanford Sioux Falls Internal Medicine Clinic\*
  - Sanford Sioux Falls Obstetrics & Gynecology Clinic
  - Sanford Sioux Falls Women's Internal Medicine
- Southdale Ob/Gyn Consultants
  - Southdale Obstetric and Gynecology Consultants- Edina
- Stillwater Medical Group
  - Stillwater Medical Group - Curve Crest Clinic
- University of Minnesota Physicians
  - University of Minnesota Health - Fairview Maple Grove Medical Center
  - University of Minnesota Health - Primary Care Center

## Biggest improvement from 2016-2017

The largest improvement since report year 2016 in Colorectal Cancer Screening (clinic results) was made by **Hennepin County Medical Center (HCMC) Clinics - Golden Valley Clinic** whose score increased by more than 35 percentage points, from 42 percent to 77 percent.

## Clinic performance over time (2015-2017)

We reviewed the data to identify patterns of clinic performance in clinics with three years of data beginning in 2015. We looked for patterns of consistently high performance, consistent improvement, consistent decreases and/or relative stability. The results are below in alphabetical order under their medical group name.

### One hundred and twenty-two clinics showed consistently high performance over three years:

- Affiliated Community Medical Centers
  - Affiliated Community Medical Centers - Willmar Clinic
- Alexandria Clinic
  - Alexandria Clinic, A Service of Douglas County Hospital
- Allina Health
  - Allina Health - Bandana Square
  - Allina Health - Blaine
  - Allina Health - Bloomington
  - Allina Health - Brooklyn Park
  - Allina Health - Buffalo
  - Allina Health - Cambridge
  - Allina Health - Centennial Lakes
  - Allina Health - Champlin
  - Allina Health - Chanhassen
  - Allina Health - Chaska
  - Allina Health - Coon Rapids
  - Allina Health - Eagan
  - Allina Health - Edina
  - Allina Health - Faribault
  - Allina Health - Farmington
  - Allina Health - First Street
  - Allina Health - Forest Lake
  - Allina Health - Highland Park
  - Allina Health - Isles
  - Allina Health - Lakeville
  - Allina Health - Nicollet Mall
  - Allina Health - Northfield
  - Allina Health - Plymouth
  - Allina Health - Ramsey
  - Allina Health - Richfield
  - Allina Health - Savage
  - Allina Health - Sharpe Dillon Cockson & Associates
  - Allina Health - Shoreview
  - Allina Health - United Medical Specialties
  - Allina Health - Uptown
  - Allina Health - Vadnais Heights
  - Allina Health - Woodbury
- Allina Health Specialties
  - Allina Health Specialties - Abbott Northwestern General Medicine Associates - Edina
- CentraCare Health
  - CentraCare Clinic - Northway
  - CentraCare Clinic - St. Joseph
  - CentraCare Health- Long Prairie
  - CentraCare Health- Melrose
  - CentraCare Health Plaza-Family Medicine
- CentraCare Health Plaza-Internal Medicine
- CentraCare Health Plaza-Obstetrics and Women's Clinic
- CentraCare Health- Sauk Centre
- CentraCare River Campus-Internal Medicine
- Edina Sports Health & Wellness
- Entira Family Clinics
  - Entira Family Clinics - Highland
- Fairview Health Services
  - Fairview Andover Clinic
  - Fairview Apple Valley Clinic
  - Fairview Bloomington Lake Xerxes
  - Fairview Brooklyn Park Clinic
  - Fairview Burnsville Clinic
  - Fairview Chisago Lakes Clinic
  - Fairview Columbia Heights Clinic
  - Fairview Crosstown Clinic
  - Fairview Eagan Clinic
  - Fairview EdenCenter Clinic
  - Fairview Elk River Clinic
  - Fairview Fridley Clinic
  - Fairview Hiawatha Clinic
  - Fairview Lakeville Clinic
  - Fairview Oxboro Clinic
  - Fairview Princeton Clinic
  - Fairview Prior Lake Clinic
  - Fairview Rogers Clinic
  - Fairview Rosemount Clinic
  - Fairview Uptown Clinic
- Gundersen Health System
  - Gundersen Health System - La Crescent Clinic
- HealthPartners Central Minnesota Clinics
- HealthPartners Clinics
  - HealthPartners - Andover
  - HealthPartners - Arden Hills
  - HealthPartners - Brooklyn Center
  - HealthPartners - Como
  - HealthPartners - Coon Rapids
  - HealthPartners - Ctr for Internatl Hlth
  - HealthPartners - Hlth Ctr for Women
  - HealthPartners - Inver Grove Heights
  - HealthPartners - Lino Lakes
  - HealthPartners - Maplewood
  - HealthPartners - Roseville
  - HealthPartners - St Paul
  - HealthPartners - West
  - HealthPartners - White Bear Lake
  - HealthPartners - Woodbury
- Mankato Clinic, Ltd.
- Mankato Clinic - Main Street
- Mankato Clinic - Mapleton
- Mankato Clinic - North Mankato
- Mankato Clinic - Wickersham Campus
- Mayo Clinic
  - Mayo Clinic - Baldwin Building, Family Medicine
  - Mayo Clinic - Baldwin Building, Primary Care Internal Medicine
  - Mayo Clinic - Northeast
  - Mayo Clinic - Northwest
- Mayo Clinic Health System
  - Mayo Clinic Health System Fairmont
  - Mayo Clinic Health System- Franciscan Healthcare in LaCrescent
  - Mayo Clinic Health System Le Sueur
  - Mayo Clinic Health System Mankato Eastridge
  - Mayo Clinic Health System Mankato Northridge
  - Mayo Clinic Health System Mankato Specialty Clinic
  - Mayo Clinic Health System Owatonna
  - Mayo Clinic Health System Springfield
  - Mayo Clinic Health System St. Peter
- Obstetrics and Gynecology Associates
  - Associates In Women's Health - Edina
  - Obstetrics & Gynecology Specialists - Edina
  - Obstetrics, Gynecology and Infertility - Edina
  - Obstetrics, Gynecology and Infertility - Maple Grove
- Park Nicollet Health Services
  - Park Nicollet Clinic - Carlson
  - Park Nicollet Clinic - Eagan
  - Park Nicollet Clinic - Eden Prairie
  - Park Nicollet Clinic - Golden Valley
  - Park Nicollet Clinic - St. Louis Park Internal Medicine
- Partners OB/GYN, PA
  - Partners Obstetrics & Gynecology, PA
- Sanford Health - Fargo Region
  - Sanford Bemidji Main Clinic - Family Medicine
  - Sanford Bemidji Main Clinic - Internal Medicine
  - Sanford Blackduck Clinic
  - Sanford Fargo Broadway Clinic - Internal Medicine
  - Sanford Fargo Southpointe Clinic - Internal Medicine

### Consistently high performance

- Sanford Health Detroit Lakes Clinic
- Sanford Moorhead Clinic - Family Medicine
- Sanford Moorhead Clinic - Internal Medicine
- Sanford Health - Sioux Falls Region
- Sanford Sioux Falls Internal Medicine Clinic
- Sanford Sioux Falls Women's Internal Medicine
- Southdale Ob/Gyn Consultants
  - Southdale Obstetric and Gynecology
- Consultants- Edina
- Stillwater Medical Group
  - Stillwater Medical Group - Curve Crest Clinic

### Seventy-two clinics had rates that showed consistent improvement over three years:

- Altru Health System
  - Altru Health System - Erskine
- Apple Valley Medical Clinic
- Avera Medical Group
  - Avera - Pipestone County Medical Center
- Cedar Riverside People's Center
- CentraCare Health
  - CentraCare Health- Monticello Medical Group
  - CentraCare Health Paynesville- Belgrade
  - CentraCare Health- Paynesville Clinic
  - CentraCare Health Paynesville- Richmond
- Chippewa County Montevideo Hospital & Medical Clinic
  - Clarkfield Clinic
- Comprehensive Healthcare for Women
- Cuyuna Regional Medical Center
  - Cuyuna Regional Medical Center-Clinic Services
- Dawson Clinic
  - Johnson Memorial Health Services - Dawson Clinic
- Entira Family Clinics
  - Entira Family Clinics - North St. Paul
  - Entira Family Clinics - White Bear Lake- Bellaire Avenue
- Fairview Health Services
  - Fairview Bloomington Lake Minneapolis
- Hennepin County Medical Center (HCMC) Clinics
  - Hennepin County Medical Center (HCMC) Clinics - East Lake Clinic
  - Hennepin County Medical Center (HCMC) Clinics - Richfield Clinic
- Lakewood Health System
  - Lakewood Health System - Browerville Clinic
  - Lakewood Health System - Motley Clinic
- Lakewood Health System - Pillager Clinic
- Mayo Clinic
  - Mayo Clinic - Speciality Practice
- Mayo Clinic Health System
  - Mayo Clinic Health System Janesville
- Murray County Clinic
- Native American Community Clinic
- Neighborhood Healthsource
  - Neighborhood HealthSource - Sheridan Clinic
  - Neighborhood HealthSource-Central Clinic
- NorthPoint Health & Wellness Center
- Olmsted Medical Center
  - Olmsted Medical Center - Cannon Falls
  - Olmsted Medical Center - Preston Clinic
  - Olmsted Medical Center - Wanamingo Clinic
- Ortonville Area Health Services-Northside Medical Clinic
- Park Nicollet Health Services
  - Park Nicollet Clinic - Target Health and Well-Being Center
- Renville County Hospital and Clinics
  - Renville County Hospital and Clinics - Hector
  - Renville County Hospital and Clinics - Olivia
- Ridgeview Clinics
  - Ridgeview Winsted Clinic
- Sanford Health - Fargo Region
  - Sanford Fargo North Fargo Clinic
  - Sanford Health Edgeley Clinic
  - Sanford Health Forman Clinic
  - Sanford Health Mahnomen Clinic
  - Sanford Health Parkers Prairie Clinic
  - Sanford Health Pelican Rapids Clinic
  - Sanford Health Valley City Clinic
  - Sanford Health Wheaton Clinic
- Sanford Health - Sioux Falls Region
  - Sanford Aberdeen Clinic
  - Sanford Canton Clinic
- Sanford Chamberlain Clinic
- Sanford George Clinic
- Sanford Health Clark Clinic
- Sanford Health Estelline Clinic
- Sanford Health Hartford Clinic
- Sanford Health Lennox Clinic
- Sanford Health Mitchell Clinic
- Sanford Health Mountain Lake Clinic
- Sanford Health Watertown Clinic
- Sanford Health Webster Clinic
- Sanford Health Westbrook Clinic
- Sanford Health Windom Clinic
- Sanford Jackson Clinic
- Sanford Rock Rapids Clinic
- Sanford Sioux Falls 34th & Kiwanis Family Medicine Clinic
- Sanford Sioux Falls 49th & Oxbow Family Medicine Clinic
- Sanford Sioux Falls 69th & Louise Family Medicine Clinic
- Sanford Sioux Falls Obstetrics & Gynecology Clinic
- Sanford Tracy Clinic
- Scenic Rivers Health Services
  - Scenic Rivers Health Services - Floodwood
  - Scenic Rivers Health Services - Tower
- Sibley Medical Center DBA Ridgeview Sibley Medical Center
  - Ridgeview Winthrop Clinic
- St. Croix Regional Medical Center
  - St. Croix Regional Medical Center - Lindstrom Clinic
- Tri-County Health Care
  - Tri-County Health Care - Bertha Clinic
- University of Minnesota Physicians
  - University of Minnesota Health - Women's Health Specialists Clinic
- West Side Community Health Services
  - West Side Community Health Services - McDonough Homes Clinic

### Seventy-five clinics had rates that were relatively stable over three years:

- Affiliated Community Medical Centers
  - Affiliated Community Medical Centers - Litchfield Clinic (West)
  - Affiliated Community Medical Centers - Redwood Falls Clinic
- Allina Health
  - Allina Health - Annandale
  - Allina Health - Dean Lakes
  - Allina Health - East Lake Street
- Altru Health System
  - Altru Health System - Crookston
  - Altru Health System - Devils Lake
  - Altru Health System - Family Medicine Center
  - Altru Health System - Roseau



## Relatively Stable

- Burnsville Family Physicians
- CentraCare Health
  - CentraCare Clinic - Becker
- Chippewa County Montevideo Hospital & Medical Clinic
- Entira Family Clinics
  - Entira Family Clinics - Como/Roseville
  - Entira Family Clinics - East Side
  - Entira Family Clinics - Shoreview
- Fairview Health Services
  - Fairview Bass Lake Clinic
  - Fairview Farmington Clinic
  - Fairview Hugo Clinic
  - Fairview Lakes Medical Center
  - Fairview Lino Lakes Clinic
  - Fairview Milaca Clinic
  - Fairview North Branch Clinic
  - Fairview Pine City Clinic
- Family Practice Medical Center of Willmar
- Grand Itasca Clinic
- Gundersen Health System
  - Gundersen Health System - Harmony Clinic
  - Gundersen Health System - Spring Grove Clinic
- HealthEast Clinics
  - HealthEast Cottage Grove Clinic
  - HealthEast Midway Clinic
  - HealthEast Oakdale
  - HealthEast Roselawn Clinic
  - HealthEast Woodbury Clinic
- HealthPartners Clinics
  - HealthPartners - Anoka
  - HealthPartners - Elk River
  - HealthPartners - Highland Park
  - HealthPartners - Nokomis
- Hennepin County Medical Center (HCMC) Clinics
  - HCMC Clinics - Internal Medicine Clinic at Parkside
- Lake Region Healthcare
  - Lake Region Healthcare Clinic Services - Fergus Falls
- Lake Superior Community Health Center
- Lakewood Health System
  - Lakewood Health System - Staples Clinic
- Mankato Clinic, Ltd.
  - Mankato Clinic - Daniel's Health Center
- Mayo Clinic Health System
  - Mayo Clinic Health System Albert Lea
  - Mayo Clinic Health System Austin
  - Mayo Clinic Health System Lake Crystal
  - Mayo Clinic Health System LeRoy
  - Mayo Clinic Health System New Richland
  - Mayo Clinic Health System St. James
  - Mayo Clinic Health System Waterville
- North Memorial
  - North Memorial Clinic - Maple Grove
  - North Memorial Clinic - Northeast Family Physicians
- Northfield Hospital + Clinics
  - Northfield Hospital + Clinics - Northfield Clinic
- Olmsted Medical Center
  - Olmsted Medical Center - Byron Clinic
  - Olmsted Medical Center - Rochester Northwest
  - Olmsted Medical Center - Rochester Southeast
- Open Cities Health Center
  - Open Cities Health (Dunlap) - Family Medicine
- Park Nicollet Health Services
  - Park Nicollet Clinic - Champlin
  - Park Nicollet Clinic - Chanhassen
  - Park Nicollet Clinic - Creekside
  - Park Nicollet Clinic - Plymouth
  - Park Nicollet Clinic - Rogers
  - Park Nicollet Clinic - St. Louis Park Family Medicine
- Richfield Medical Group
- Riverwood Healthcare Center
  - Riverwood Aitkin Clinic
- Sanford Health - Fargo Region
  - Sanford Cass Lake Clinic
  - Sanford East Grand Forks Clinic
  - Sanford Mayville Clinic
- Sanford Health - Sioux Falls Region
  - Sanford Health Vermillion Clinic
  - Sanford Luverne Clinic
- Scenic Rivers Health Services
  - Scenic Rivers Health Services - Northome
- St. Luke's Clinics
  - St. Luke's Clinics-Hibbing Family Medical Clinic
- United Family Medicine
- Unity Family Healthcare, Family Medical Center
  - Randall Lakes Area Clinic
- University of Minnesota Physicians
  - University of Minnesota Physicians - Phalen Village Family Medicine Clinic
- Vibrant Health Family Clinics and Minnesota Health Network
  - Vibrant Health Family Clinics and Minnesota Health Network - Spring Valley
  - Vibrant Health Family Clinics and Minnesota Health Network - Ellsworth

## Fourteen clinics showed consistent decreases over three years:

- Allina Health
  - Allina Health - Hopkins
- CentraCare Health
  - CentraCare Health - Long Prairie-Eagle Valley Clinic
- HealthPartners Clinics
  - HealthPartners - Cottage Grove
- Madelia Community Hospital & Clinic
- Mayo Clinic Health System
  - Mayo Clinic Health System Alden
  - Mayo Clinic Health System Belle Plaine
  - Mayo Clinic Health System Blooming Prairie
  - Mayo Clinic Health System Kiester
  - Mayo Clinic Health System Wabasha
  - Mayo Clinic Health System Wells
- St. Luke's Clinics
  - St. Luke's Clinics - Bay Area
  - St. Luke's Clinics - Lester River
- Stevens Community Medical Center
  - Stevens Community Medical Center - Starbuck Clinic
- Unity Family Healthcare, Family Medical Center
  - Community Medical Center Pierz

The remaining two hundred and eighty-two clinics did not have a discernable pattern over three years.

# Clinic Regional Results

## Highest performers in 2017 by region

Clinic results showed differences in performance for Colorectal Cancer Screening among the different geographic regions in Minnesota. Boundaries of the nine regions were determined by synthesizing health care and geopolitical data, including from the Metropolitan Council and State of Minnesota. The results have been organized to identify areas of the state with the highest proportion of high-performing clinics. The nine regions are listed below with the number of high-performing clinics shown along with the total number of clinics that submitted data. The high-performing clinics are listed under their medical group name in alphabetical order by region.

### East Metro - 34 out of 87 (39 percent)

**Allina Health Clinics**

- Allina Health - Blaine
- Allina Health - Coon Rapids
- Allina Health - Eagan
- Allina Health - Farmington
- Allina Health - First Street
- Allina Health - Forest Lake
- Allina Health - Lakeville
- Allina Health - Ramsey
- Allina Health - Shoreview
- Allina Health - Vadnais Heights
- Allina Health - Woodbury

**Comprehensive Healthcare for Women**

**Entira Family Clinics**

- Entira Family Clinics - White Bear Lake-Bellaire Avenue

**Fairview Health Services**

- Fairview Andover Clinic
- Fairview Apple Valley Clinic
- Fairview Burnsville Clinic
- Fairview Columbia Heights Clinic
- Fairview Eagan Clinic
- Fairview Fridley Clinic
- Fairview Lakeville Clinic
- Fairview Rosemount Clinic

**HealthPartners Clinics**

- HealthPartners - Andover
- HealthPartners - Arden Hills
- HealthPartners - Coon Rapids
- HealthPartners - Inver Grove Heights
- HealthPartners - Lino Lakes

- HealthPartners - Maplewood
- HealthPartners - Roseville
- HealthPartners - White Bear Lake
- HealthPartners - Woodbury

**Park Nicollet Health Services**

- Park Nicollet Clinic - Burnsville
- Park Nicollet Clinic - Eagan

**Partners Ob/Gyn**

- Partners Obstetrics & Gynecology, PA

**Stillwater Medical Group**

- Stillwater Medical Group - Curve Crest Clinic

### Minneapolis - Nine out of 48 (19 percent)

**Allina Health Clinics**

- Allina Health - Isles
- Allina Health - Nicollet Mall
- Allina Health - Uptown

**Fairview Health Services**

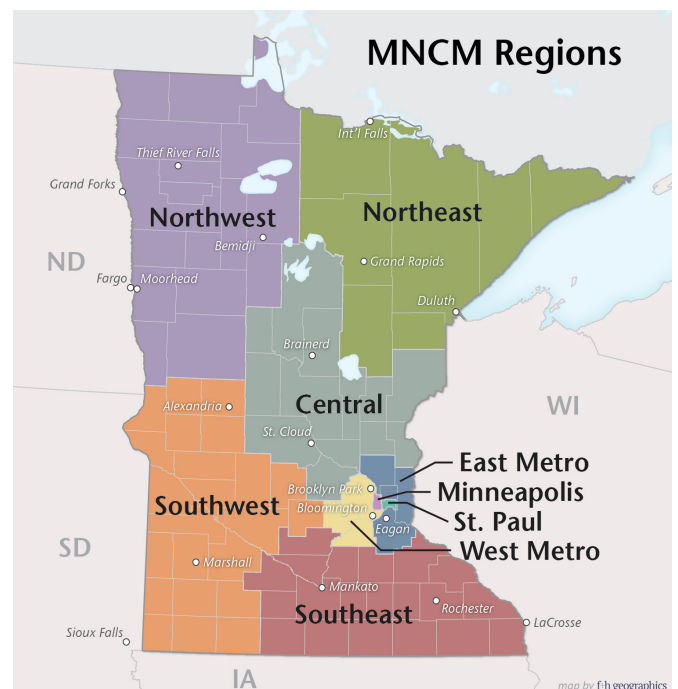
- Fairview Hiawatha Clinic
- Fairview Riverside Integrated Primary Care
- Fairview Uptown Clinic

**Obstetrics and Gynecology Associates**

- Associates In Women's Health - Minneapolis
- Diamond Women's Center

**University of Minnesota Physicians**

- University of Minnesota Health - Primary Care Center





## West Metro - 42 out of 106 (40 percent)

## Allina Health Clinics

- Allina Health - Bloomington
- Allina Health - Brooklyn Park
- Allina Health - Centennial Lakes
- Allina Health - Champlin
- Allina Health - Chanhassen
- Allina Health - Chaska
- Allina Health - Edina
- Allina Health - Maple Grove
- Allina Health - Plymouth
- Allina Health - Richfield
- Allina Health - Savage
- Allina Health - Sharpe Dillon

## Allina Health Specialties

- Allina Health Specialties - Abbott Northwestern General Medicine Associates - Edina

## Catalyst Medical Clinic

## Clinic Sofia Ob/Gyn

- Clinic Sofia Ob/Gyn
- Clinic Sofia ObGyn

## Edina Sports Health &amp; Wellness

## Fairview Health Services

- Fairview Bloomington Lake Xerxes
- Fairview Brooklyn Park Clinic
- Fairview Crosstown Clinic
- Fairview EdenCenter Clinic
- Fairview New Brighton Clinic
- Fairview Oxboro Clinic
- Fairview Prior Lake Clinic
- Fairview Rogers Clinic

## HealthPartners Clinics

- HealthPartners - Brooklyn Center
- HealthPartners - West

## Hennepin County Medical Center

## (HCMC) Clinics

- Hennepin County Medical Center (HCMC) Clinics - Golden Valley Clinic

## North Memorial

- North Memorial Clinic - Maple Grove

## Oakdale Ob/Gyn

- Oakdale Obstetrics & Gynecology, PA - Maple Grove

## Obstetrics and Gynecology Associates

- Associates In Women's Health -

## Edina

- Obstetrics & Gynecology Specialists - Edina
- Obstetrics, Gynecology and Infertility - Edina
- Obstetrics, Gynecology and Infertility - Maple Grove

## Park Nicollet Health Services

- Park Nicollet Clinic - Carlson
- Park Nicollet Clinic - Champlin
- Park Nicollet Clinic - Eden Prairie
- Park Nicollet Clinic - Golden Valley
- Park Nicollet Clinic - Shakopee
- Park Nicollet Clinic - St. Louis Park Internal Medicine

## Southdale Ob/Gyn Consultants

- Southdale Obstetric and Gynecology Consultants- Edina

## University of Minnesota Physicians

- University of Minnesota Health - Fairview Maple Grove Medical Center

## Southeast - 26 out of 85 (31 percent)

## Allina Health Clinics

- Allina Health - Faribault
- Allina Health - Northfield

## Allina Health Specialties

- Allina Health Specialties - New Ulm Medical Center

## Gundersen Health System

- Gundersen Health System - La Crescent Clinic

## Mankato Clinic, Ltd.

- Mankato Clinic - Main Street
- Mankato Clinic - Mapleton
- Mankato Clinic - North Mankato
- Mankato Clinic - Wickersham Campus

## Mayo Clinic

- Mayo Clinic - Baldwin Building,

## Family Medicine

- Mayo Clinic - Baldwin Building, Primary Care Internal Medicine
- Mayo Clinic - Northeast
- Mayo Clinic - Northwest
- Mayo Clinic - Speciality Practice
- Mayo Family Clinic Southeast

## Mayo Clinic Health System

- Mayo Clinic Health System Fairmont
- Mayo Clinic Health System Faribault Campus Location
- Mayo Clinic Health System-Franciscan Healthcare in Caledonia
- Mayo Clinic Health System-Franciscan Healthcare in

## LaCrescent

- Mayo Clinic Health System Le Sueur
- Mayo Clinic Health System Mankato Eastridge
- Mayo Clinic Health System Mankato Northridge
- Mayo Clinic Health System Mankato Specialty Clinic
- Mayo Clinic Health System Montgomery
- Mayo Clinic Health System Owatonna
- Mayo Clinic Health System Springfield
- Mayo Clinic Health System St. Peter

## St. Paul - 11 out of 33 (33 percent)

## Allina Health Clinics

- Allina Health - Bandana Square
- Allina Health - Highland Park
- Allina Health - United Medical Specialties

## Entira Family Clinics

- Entira Family Clinics - Highland

## Fairview Health Services

- Fairview Highland Park Clinic

## HealthEast Clinics

- HealthEast Midway Clinic

## HealthPartners Clinics

- HealthPartners - Como
- HealthPartners - Ctr for Internatl

## Hlth

- HealthPartners - Hlth Ctr for Women
- HealthPartners - St Paul
- HealthPartners - University Ave

### Southwest - Six out of 57 (11 percent)

- Affiliated Community Medical Centers
  - Affiliated Community Medical Centers - Willmar Clinic
- Alexandria Clinic
  - Alexandria Clinic, A Service of Douglas County Hospital
- Ortonville Area Health Services-Northside Medical Clinic
- Sacred Heart Mercy Health Care Center
- Sanford Health - Sioux Falls Region
  - Sanford Health Westbrook Clinic
  - Sanford Luverne Clinic

### Northeast - Six out of 47 (15 percent)

- |                                |                              |
|--------------------------------|------------------------------|
| Essentia Health                | Clinic                       |
| • EH East Deer River Clinic    | • EH East Lakewalk Clinic    |
| • EH East Duluth Clinic 1st St | • EH East West Duluth Clinic |
| • EH East Hermantown Clinic    |                              |
| • EH East Lakeside             |                              |

### Central - 23 out of 90 (26 percent)

- |   |  |
|---|--|
| Allina Health Clinics                                   | Campus-Internal Medicine                 |
| • Allina Health - Buffalo                               | Essentia Health                          |
| • Allina Health - Cambridge                             | • EH Central Baxter Clinic               |
| CentraCare Health                                       | • EH Central Brainerd Clinic             |
| • CentraCare Clinic - Northway                          | • EH Central Pillager Clinic             |
| • CentraCare Clinic - St. Joseph                        | Fairview Health Services                 |
| • CentraCare Health-Long Prairie                        | • Fairview Chisago Lakes Clinic          |
| • CentraCare Health-Melrose                             | • Fairview Elk River Clinic              |
| • CentraCare Health Paynesville- Cold Spring            | • Fairview Milaca Clinic                 |
| • CentraCare Health Plaza-Family Medicine               | • Fairview Princeton Clinic              |
| • CentraCare Health Plaza-Internal Medicine             | • Fairview Zimmerman Clinic              |
| • CentraCare Health Plaza-Obstetrics and Women's Clinic | HealthPartners Central Minnesota Clinics |
| • CentraCare Health-Sauk Centre                         | HealthPartners Clinics                   |
| • CentraCare River                                      | • HealthPartners - Elk River             |
|   | Lakewood Health System                   |
|   | • Lakewood Health System - Motley Clinic |

### North Dakota - 11 out of 39 (28 percent)

- Essentia Health
  - EH West Casselton Clinic
  - EH West South University Clinic
  - EH West Wahpeton Clinic
  - EH West West Fargo Clinic
- Sanford Health - Fargo Region
  - Sanford Fargo Broadway Clinic - Internal Medicine
  - Sanford Fargo North Fargo Clinic
  - Sanford Fargo Southpointe Clinic - Family Medicine
  - Sanford Fargo Southpointe Clinic - Internal Medicine
  - Sanford Health Jamestown Clinic
  - Sanford Health Valley City Clinic
  - Sanford West Fargo Clinic - Family Medicine

### South Dakota - Eight out of 30 (27 percent)

- Sanford Health - Sioux Falls Region
  - Sanford Aberdeen Clinic
  - Sanford Health Brookings Clinic
  - Sanford Sioux Falls 34th & Kiwanis Family Medicine Clinic
  - Sanford Sioux Falls 49th & Oxbow Family Medicine Clinic
  - Sanford Sioux Falls 69th & Minnesota Family Medicine Clinic
  - Sanford Sioux Falls Internal Medicine Clinic
  - Sanford Sioux Falls Obstetrics & Gynecology Clinic
  - Sanford Sioux Falls Women's Internal Medicine

### Northwest - 11 out of 53 (21 percent)

- Essentia Health
  - EH West Detroit Lakes Clinic
  - EH West Moorhead
- Sanford Health - Fargo Region
  - Perham Health Clinic
  - Perham Health New York Mills Clinic
  - Sanford Bemidji Main Clinic - Family Medicine
  - Sanford Bemidji Main Clinic - Internal Medicine
  - Sanford Blackduck Clinic
  - Sanford Health Detroit Lakes Clinic
  - Sanford Health Pelican Rapids Clinic
  - Sanford Moorhead Clinic - Family Medicine
  - Sanford Moorhead Clinic - Internal Medicine

## Medical Group Results

### Highest Performers in 2017

Results by medical group showed an average of 73 percent of patients ages 51-75 had appropriate screening for colorectal cancer. **Catalyst Medical Clinic** set the benchmark of 90 percent. Based on risk adjusted results, there were 27 of 122 medical groups with rates that were statistically above the expected result for their patient mix. The high-performing medical groups are listed below from high to low performance. An asterisk (\*) indicates a Top 5 performer for this measure based on risk adjusted results.

- Catalyst Medical Clinic\*
- Clinic Sofia Ob/Gyn\*
- Obstetrics and Gynecology Associates\*
- Mayo Clinic\*
- Sacred Heart Mercy Health Care Center
- Southdale Ob/Gyn Consultants\*
- Comprehensive Healthcare for Women
- Allina Health Specialties
- Edina Sports Health & Wellness
- Mankato Clinic, Ltd.
- Ortonville Area Health Services-Northside Medical Clinic
- Fairview Health Services
- Western ObGyn
- HealthPartners Central Minnesota Clinics
- Sanford Health - Fargo Region
- Allina Health
- HealthPartners Clinics
- John A. Haugen Associates, PA
- Partners OB/GYN, PA
- CentraCare Health
- Oakdale Ob/Gyn
- Alexandria Clinic
- Sanford Health - Sioux Falls Region
- Burnsville Family Physicians
- Park Nicollet Health Services
- Mayo Clinic Health System
- Essentia Health

### Biggest improvement from 2016–2017

The largest improvement since report year 2016 in Colorectal Cancer Screening (medical group results) was made by **Murray County Clinic**, whose score increased by more than 31 percentage points, from 33 percent to 65 percent.

### Medical group performance over time (2015-2017)

We reviewed the data to identify patterns of performance in medical groups with three years of data beginning in 2015. We looked for patterns of consistently high performance, consistent improvement, consistent decreases and/or relative stability. The results are below in alphabetical order.

**Eighteen medical groups showed consistently high performance and above average rates over the past three years for Colorectal Cancer Screening:**

Alexandria Clinic	Fairview Health Services	Mayo Clinic Health System
Allina Health Clinics	HealthPartners Central Minnesota Clinics	Obstetrics and Gynecology Associates
Allina Health Specialties	HealthPartners Clinics	Partners OB/GYN, PA
Burnsville Family Physicians	John A. Haugen Associates, PA	Sanford Health - Fargo Region
CentraCare Health	Mankato Clinic, Ltd.	Southdale Ob/Gyn Consultants
Clinic Sofia Ob/Gyn	Mayo Clinic	
Edina Sports Health & Wellness		

Fifteen medical groups showed consistent improvement over three years:

- |                                    |  |
|------------------------------------|--|
| Apple Valley Medical Clinic        | Life Medical   |
| Appleton Area Health Services      | Murray County Clinic                                       |
| Cedar Riverside People's Center    | Native American Community Clinic                           |
| Comprehensive Healthcare for Women | Neighborhood Healthsource                                  |
| Dawson Clinic                      | Ortonville Area Health Services - Northside Medical Clinic |
| Fairview Mesaba Clinics            | RiverView Health   |
| Kittson Memorial Clinic            | Sanford Health - Sioux Falls Region                        |
| Lakewood Health System             | University of Minnesota Physicians                         |

Twelve medical groups had rates that were relatively stable over three years:

- |  |  |
|--|--|
| Affiliated Community Medical Centers                 | HealthEast Clinics                                       |
| Altru Health System                                  | Olmsted Medical Center                                   |
| Chippewa County Montevideo Hospital & Medical Clinic | Park Nicollet Health Services                            |
| Family Practice Medical Center of Willmar            | Planned Parenthood Minnesota, North Dakota, South Dakota |
| Glencoe Regional Health Services                     | Richfield Medical Group                                  |
| Grand Itasca Clinic                                  | St. Luke's Clinics                                       |
| Gundersen Health System                              | United Family Medicine                                   |

The remaining fifty-five medical groups did not have a discernable pattern over three years.

Please see next page.

# Immunizations for Adolescents

Adolescents are at risk for vaccine-preventable diseases. These diseases carry serious side effects, including long-term disability and even death. Vaccines for adolescents are recommended by the Centers for Disease Control and Prevention and the American Academy of Pediatrics.

This measure reflects the percentage of 13 year olds who had received one dose of meningococcal vaccine and one tetanus, diphtheria toxoids and acellular pertussis vaccine (Tdap) by their thirteenth birthday.

The statewide rate for Immunizations for Adolescents is 86 percent. **Table 10** displays the details of this statewide rate. **Figure 5** shows the average rate for this measure over time. The statewide rate has increased by 33 percentage points since 2012. A one percentage point increase was seen between 2016 and 2017.

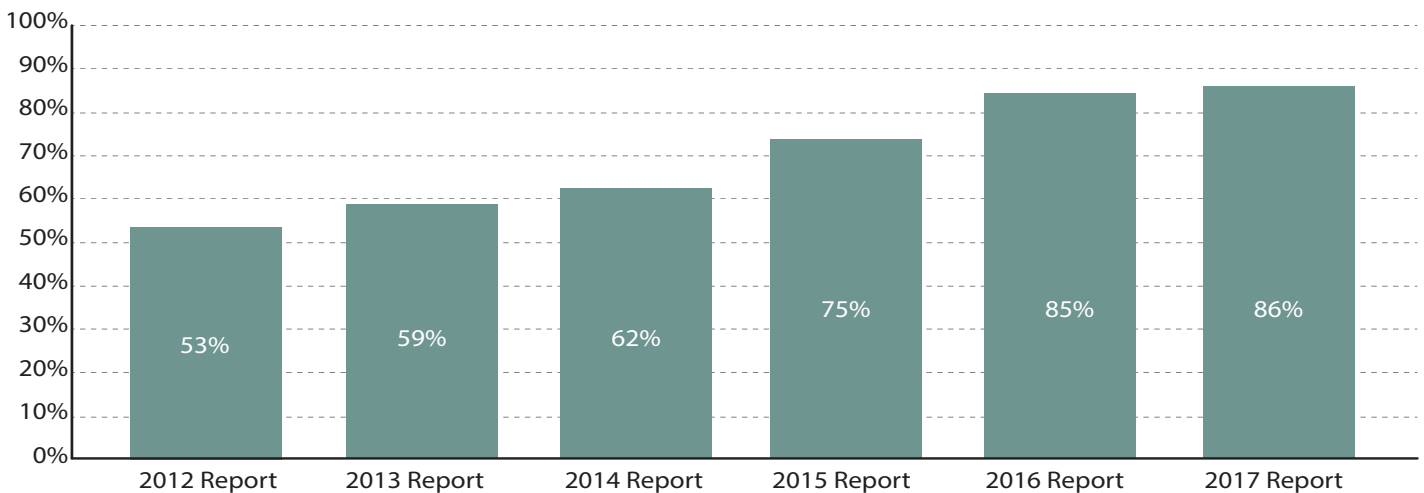
Data for this measure are collected from health plan claims, the Minnesota Immunization Information Connection registry (MIIC) and medical record review.

**TABLE 10: STATEWIDE RATE FOR IMMUNIZATIONS FOR ADOLESCENTS**

	Statewide Average (Weighted)	95% CI	Numerator (Patients who met treatment goals)	Denominator (Patients Sampled)	Total Eligible
Immunizations for Adolescents	86.4%	85.4%-87.3%	4,455	5,305	28,655

\*Statewide Average (above) includes those patients attributed to a medical group AND those who could not be attributed to a medical group.

**FIGURE 5: STATEWIDE RATES FOR IMMUNIZATIONS FOR ADOLESCENTS OVER TIME**



Caution is recommended when making comparisons from year to year. Annual rate differences can occur due to natural variation, changes in measurement specifications, changes in data sources and other factors.

## Medical Group Results

### Highest Performers in 2017

The medical group average<sup>^</sup> showed an average of 89 percent of 13 year olds were up-to-date with all recommended immunizations by their thirteenth birthday. **Wayzata Children's Clinic** set the benchmark of 98 percent. Five out of 35 medical groups had rates and confidence intervals fully above the medical group average. These groups are listed below from high to low performance. An asterisk (\*) indicated a Top 5 performer for this measure based on unadjusted results.

- Wayzata Children's Clinic\*
- Southdale Pediatric Associates, Ltd.\*
- HealthPartners Clinics\*
- Allina Heath Clinics\*
- Allina Health Specialties\*

### Biggest improvement from 2016-2017

The largest improvement since report year 2016 in Immunizations for Adolescents was made by **Southdale Pediatrics Associates, Ltd**, whose score increased by 22 percentage points, from 76 percent to 98 percent.

### Medical group performance over time (2015-2017)

We reviewed the data to identify patterns of medical group performance in medical groups with three years of data beginning in 2015. We looked for patterns of consistently high performance, consistent improvement, consistent decreases and/or relative stability. The results are below in alphabetical order.

Two medical groups achieved consistently high performance and above average rates over the past three years for Immunizations for Adolescents:

Allina Health Specialties  
HealthPartners Clinics

Four medical groups showed consistent improvements over three years:

Affiliated Community Medical Centers  
Hennepin County Medical Center (HCMC) Clinics

Mayo Clinic Health System - Albert Lea and Austin  
Sanford Health - Sioux Falls Region

One medical group had rates that consistently decreased over three years:

Pediatric and Young Adult Medicine

There were no medical groups with rates that were relatively stable over three years.

The remaining twenty-six medical groups did not have a discernible pattern over three years.

<sup>^</sup>For HEDIS measures, the medical group average includes patients who are attributed to a medical group. Conversely, the statewide average includes all patients - those attributed to a medical group and those who are not.

# Pediatric Preventive Care: Adolescent Mental Health and/or Depression Screening

Depression and other mental health issues are a significant problem for adolescents and often difficult to recognize. The US Preventive Services Task Force recommends screening for major depressive disorder in adolescents.

This measure assesses the percentage of adolescent patients age 12-17 who were administered a mental health and/or depression screening tool at a well-child visit. The following tools were acceptable for this measure:

- Patient Health Questionnaire - 9 item version (PHQ-9)
- PHQ-9M Modified for Teens/Adolescents
- Kutcher Depression Scale (KADS)
- Beck Depression Inventory II (BDI-II)
- Beck Depression Inventory Fast Screen (BDI-FS)

- Child Depression Inventory (CDI)
- Child Depression Inventory II (CDI-2)
- Patient Health Questionnaire - PHQ-2
- Pediatric Symptom Checklist - 17 items (PSC-17)
- Pediatric Symptom Checklist - 35 items (PSC-35) or Youth Self Report (PCS Y-SR)
- Global Appraisal of Individual Needs (GAIN-SS) screens for mental health and substance abuse

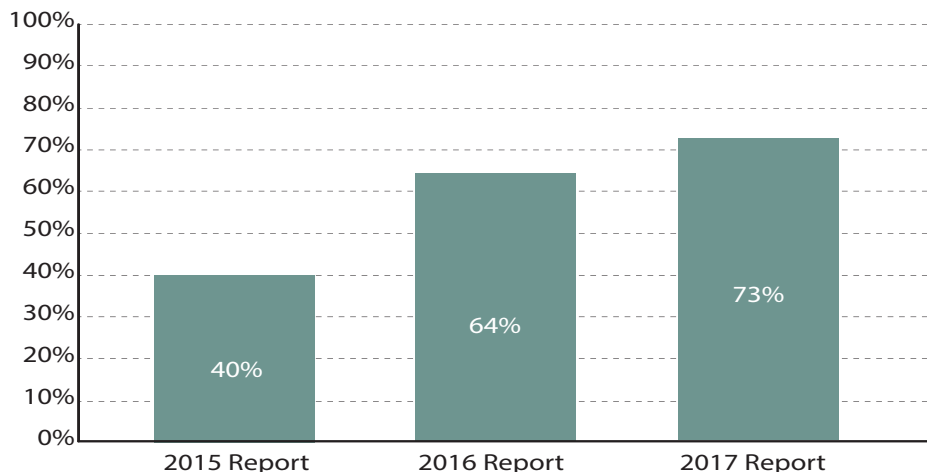
The statewide rate for this measure is 73 percent. **Table 11** displays the details of this statewide rate. **Figure 6** displays the statewide rate over time. The statewide rate increased by nine percentage points from 2016.

*Data collected for this measure are submitted directly to MNMCM by medical groups from electronic health records or paper-based medical charts.*

**TABLE 11: STATEWIDE RATE FOR PEDIATRIC PREVENTIVE CARE: ADOLESCENT MENTAL HEALTH SCREENING**

	Statewide Average (Weighted)	95% CI	Numerator (Patients who were screened)	Denominator (Patients Sampled)	Total Eligible
Pediatric Preventive Care: Adolescent Mental Health and/or Depression Screening	72.8%	72.6%-73.0%	99,790	137,033	137,128

**FIGURE 6: PEDIATRIC PREVENTIVE CARE: ADOLESCENT MENTAL HEALTH SCREENING OVER TIME**



Caution is recommended when making comparisons from year to year. Annual rate differences can occur due to natural variation, changes in measurement specifications, changes in data sources and other factors. See Appendix 8 - General Guidelines for Comparing MNMCM Results over Time.



# Clinic Results

## Highest Performers in 2017

Clinic results showed an average of 73 percent of pediatric patients ages 12-17 who had a documented mental health and/or depression screening at a well-child visit. **Twenty-four clinics** set the benchmark of 100 percent. There were 257 of 542 clinics with rates and confidence interval fully above the statewide average. The high performing clinics are listed below in alphabetical order under their medical group name. An asterisk (\*) indicates Top 15 performers for this measure based on unadjusted results.

### AALFA Family Clinic

#### Affiliated Community Medical Centers

- Affiliated Community Medical Centers - Litchfield Clinic (East)
- Affiliated Community Medical Centers - New London Clinic
- Affiliated Community Medical Centers - Redwood Falls Clinic
- Affiliated Community Medical Centers - Willmar Clinic

### Alexandria Clinic

#### All About Children Pediatrics - Children's Health Network

#### Allina Health Clinics

- Allina Health - Annandale\*
- Allina Health - Bandana Square
- Allina Health - Blaine
- Allina Health - Bloomington
- Allina Health - Brooklyn Park
- Allina Health - Buffalo
- Allina Health - Burnsville
- Allina Health - Cambridge
- Allina Health - Centennial Lakes
- Allina Health - Champlin
- Allina Health - Chaska
- Allina Health - Cokato
- Allina Health - Coon Rapids
- Allina Health - Cottage Grove
- Allina Health - Dean Lakes
- Allina Health - Eagan
- Allina Health - East Lake Street
- Allina Health - Elk River
- Allina Health - Faribault
- Allina Health - Farmington
- Allina Health - First Street
- Allina Health - Forest Lake
- Allina Health - Fridley
- Allina Health - Highland Park
- Allina Health - Inver Grove Heights
- Allina Health - Lakeville
- Allina Health - Maple Grove
- Allina Health - Maplewood
- Allina Health - Northfield
- Allina Health - Oakdale Clinic
- Allina Health - Prescott
- Allina Health - Ramsey
- Allina Health - Richfield
- Allina Health - Savage
- Allina Health - Shakopee
- Allina Health - Shoreview
- Allina Health - St. Francis Health Services - Jordan
- Allina Health - St. Michael
- Allina Health - Vadnais Heights

- Allina Health - West St. Paul

- Allina Health - Woodbury

#### Allina Health Specialties

- Allina Health Specialties - New Ulm Medical Center
- Allina Health Specialties - Winthrop Area Clinic - New Ulm Medical Center

#### Cedar Riverside People's Center

#### CentraCare Health

- CentraCare Clinic - Northway
- CentraCare Clinic - St. Joseph
- Centracare Clinic-SCMG Clearwater Medical Clinic
- Centracare Clinic-SCMG Cold Spring Medical Clinic
- Centracare Clinic-SCMG Northwest
- Centracare Clinic-SCMG St. Cloud Medical Group South
- CentraCare Health - Melrose
- CentraCare Health Paynesville - Belgrade
- CentraCare Health - Paynesville Clinic
- CentraCare Health Plaza- Pediatrics

#### Central Pediatrics

- Central Pediatrics St. Paul
- Central Pediatrics Woodbury

#### Children's | Minnesota

- Children's General Pediatric Clinic - Minneapolis
- Children's General Pediatric Clinic - St. Paul
- Children's Hugo Clinic
- Children's West St. Paul Clinic\*
- Metropolitan Pediatric Specialists - Burnsville
- Metropolitan Pediatric Specialists - Edina\*
- Metropolitan Pediatric Specialists - Shakopee
- Partners in Pediatrics Brooklyn Park
- Partners in Pediatrics Calhoun\*
- Partners in Pediatrics Maple Grove
- Partners in Pediatrics Plymouth
- Partners in Pediatrics Rogers

#### Dakota Pediatrics, P.A.\*

#### Dawson Clinic

- Johnson Memorial Health Services - Dawson Clinic

#### Duluth Family Medicine Clinic\*

#### Eagan Valley Pediatrics

#### Entira Family Clinics

- Entira Family Clinics - Highland
- Entira Family Clinics - Woodbury

#### Essentia Health

- EH Central Baxter Clinic
- EH Central Brainerd Clinic\*
- EH Central Crosslake Clinic
- EH Central Pequot Lakes Clinic
- EH Central Pierz Clinic\*

- EH Central Pillager Clinic

- EH Central Pine River Clinic\*

- EH East Deer River Clinic

- EH East Duluth Clinic 1st St

- EH East Grand Rapids Clinic

- EH East Hayward Clinic

- EH East Hermantown Clinic

- EH East Hibbing Clinic

- EH East International Falls Clinic

- EH East Lakeside Clinic

- EH East Lakewalk Clinic

- EH East Northern Pines Clinic

- EH East Proctor Clinic

- EH East Superior Clinic

- EH East Virginia Clinic

- EH East West Duluth Clinic

- EH West Ada Clinic\*

- EH West Detroit Lakes Clinic

- EH West Fosston Clinic\*

- EH West Frazee Clinic

- EH West Jamestown Clinic\*

- EH West Lisbon

- EH West Mahanomen Clinic

- EH West Menahga Clinic\*

- EH West Moorhead

- EH West Park Rapids Clinic

- EH West Pelican Rapids Clinic\*

- EH West South University Clinic

- EH West Valley City Clinic\*

- EH West Wahpeton Clinic

- EH West West Acres Clinic

- EH West West Fargo Clinic

#### Fairview Health Services

- Fairview Andover Clinic

- Fairview Apple Valley Clinic

- Fairview Bass Lake Clinic

- Fairview Blaine Clinic

- Fairview Brooklyn Park Clinic

- Fairview Burnsville Clinic

- Fairview Children's Clinic

- Fairview Columbia Heights Clinic

- Fairview EdenCenter Clinic

- Fairview Elk River Clinic

- Fairview Fridley Clinic

- Fairview Hiawatha Clinic

- Fairview Highland Park Clinic

- Fairview Hugo Clinic

- Fairview Lakes Medical Center

- Fairview Lakeville Clinic

- Fairview Lino Lakes Clinic

- Fairview Milaca Clinic

- Fairview New Brighton Clinic

- Fairview North Branch Clinic

- Fairview Oxboro Clinic

## Highest Performers in 2017

- Fairview Pine City Clinic
- Fairview Princeton Clinic
- Fairview Rogers Clinic
- Fairview Rosemount Clinic
- Fairview Savage Clinic
- Fairview Zimmerman Clinic
- FirstLight Health System
  - FirstLight Health System - Mora
  - FirstLight Health System - Pine City
- Fridley Children's & Teenagers' Medical Center
- Gateway Family Health Clinic
  - Gateway Family Health Clinic - Hinckley
- Glencoe Regional Health Services
  - Glencoe Regional Health Services - Glencoe
  - Glencoe Regional Health Services - Lester Prairie
- Grand Itasca Clinic
- Gundersen Health System
  - Gundersen Health System - Houston Clinic
- HealthEast Clinics
  - HealthEast Cottage Grove Clinic
  - HealthEast Hugo Clinic
  - HealthEast Maplewood Clinic
  - HealthEast Rice Street Clinic
  - HealthEast Roseville Clinic
  - HealthEast Stillwater Clinic
  - HealthEast Tamarack Clinic Woodbury
  - HealthEast Woodbury Clinic
- HealthPartners Clinics
  - HealthPartners - Arden Hills
  - HealthPartners - Como
  - HealthPartners - Coon Rapids
  - HealthPartners - Elk River
  - HealthPartners - Lino Lakes
  - HealthPartners - Maplewood
  - HealthPartners - Riverside
  - HealthPartners - White Bear Lake
- Hennepin County Medical Center (HCMC) Clinics
  - HCMC Clinics - Brooklyn Park Clinic
- Lakewood Health System
  - Lakewood Health System - Motley Clinic
- Madelia Community Hospital & Clinic
- Mankato Clinic, Ltd.
  - Mankato Clinic - Children's Health Center
  - Mankato Clinic - Daniel's Health Center
  - Mankato Clinic - Main Street
  - Mankato Clinic - North Mankato
  - Mankato Clinic - Wickersham Campus
- Mayo Clinic
  - Mayo Clinic - Northwest
- Mayo Clinic Health System
  - Mayo Clinic Health System Mankato Specialty Clinic
- Mendakota Pediatrics Ltd
- Multicare Associates
  - Multicare Associates - Blaine Medical Center
  - Multicare Associates - Fridley Medical Center
  - Multicare Associates - Roseville Medical Center
- North Clinic
  - North Clinic - Plymouth
- North Metro Pediatrics\*
- Northfield Hospital + Clinics
  - Northfield Hospital + Clinics - Farmington Clinic
  - Northfield Hospital + Clinics - Lakeville Clinic
  - Northfield Hospital + Clinics - Northfield Clinic
- Northwest Family Physicians
  - Northwest Family Physicians - Rogers
- Olmsted Medical Center
  - Olmsted Medical Center - Byron Clinic\*
  - Olmsted Medical Center - Cannon Falls\*
  - Olmsted Medical Center - Chatfield Clinic\*
  - Olmsted Medical Center - Pine Island Clinic\*
  - Olmsted Medical Center - Plainview Clinic
  - Olmsted Medical Center - Preston Clinic
  - Olmsted Medical Center - Rochester South-east
  - Olmsted Medical Center - St. Charles Clinic\*
  - Olmsted Medical Center - Stewartville Clinic
- Open Door Health Center
- Ortonville Area Health Services-Northside Medical Clinic
- Park Nicollet Health Services
  - Park Nicollet Clinic - Bloomington
  - Park Nicollet Clinic - Brookdale
  - Park Nicollet Clinic - Burnsville
  - Park Nicollet Clinic - Carlson
  - Park Nicollet Clinic - Champlin
  - Park Nicollet Clinic - Chanhassen
  - Park Nicollet Clinic - Creekside
  - Park Nicollet Clinic - Eagan
  - Park Nicollet Clinic - Golden Valley
  - Park Nicollet Clinic - Lakeville
  - Park Nicollet Clinic - Maple Grove
  - Park Nicollet Clinic - Minneapolis
  - Park Nicollet Clinic - Plymouth
  - Park Nicollet Clinic - Prairie Center
  - Park Nicollet Clinic - Prior Lake
  - Park Nicollet Clinic - Rogers
  - Park Nicollet Clinic - Shakopee
  - Park Nicollet Clinic - Shorewood
  - Park Nicollet Clinic - St. Louis Park Family Medicine
  - Park Nicollet Clinic - St. Louis Park Pediatrics
- Pediatric Services - Children's Physician Network
- Renville County Hospital and Clinics
  - Renville County Hospital and Clinics - Olivia
- Ridgeview Clinics
  - Ridgeview Chanhassen Clinic
  - Ridgeview Howard Lake Clinic
  - Ridgeview Winsted Clinic
- Sanford Health - Sioux Falls Region
  - Sanford Health Ipswich Clinic
- South Lake Pediatrics
  - South Lake Pediatrics - Chaska\*
  - South Lake Pediatrics - Childrens West
  - South Lake Pediatrics - Eden Prairie
  - South Lake Pediatrics - Maple Grove
  - South Lake Pediatrics - Minnetonka
  - South Lake Pediatrics - Plymouth
- Southdale Pediatric Associates, Ltd
  - Southdale Pediatric Associates, Ltd - Burnsville
  - Southdale Pediatric Associates, Ltd - Eden Prairie
  - Southdale Pediatric Associates, Ltd - Edina
- St. Luke's Clinics
  - St Luke's Clinics-Lester River
  - St Luke's Clinics-Mariner Medical Clinic
  - St Luke's Clinics-Miller Creek
  - St Luke's Clinics-Mount Royal
  - St Luke's Clinics-P.S. Rudie Medical Clinic
  - St Luke's Clinics-Pediatrics
- Stellis Health, PA
  - Stellis Health - Albertville-St. Michael Clinic
  - Stellis Health-Buffalo Clinic
  - Stellis Health-Monticello Clinic
- Stillwater Medical Group
  - Stillwater Medical Group - Curve Crest Clinic
  - Stillwater Medical Group - Somerset Clinic
- Unity Family Healthcare, Family Medical Center
  - Community Medical Center Pierz
  - Family Medical Center
- University of Minnesota Physicians
  - University of Minnesota Health - Fairview Maple Grove Medical Center
  - University of Minnesota Health - Smiley's Family Medicine Clinic
- Wayzata Children's Clinic
  - Wayzata Children's Clinic - Chaska
  - Wayzata Children's Clinic - Delano
  - Wayzata Children's Clinic - Maple Grove\*
  - Wayzata Children's Clinic - Minnetonka
  - Wayzata Children's Clinic - Spring Park
- Winona Health Services
  - Winona Health - Winona Clinic

## Biggest improvement from 2016-2017

The largest improvement since report year 2016 in Pediatric Preventive Care: Adolescent Mental Health and/or Depression Screening (clinic results) was made by **North Clinic - Plymouth** whose score increased by over 90 percentage points, from 2 percent to 93 percent.



## Consistent Improvement

- Allina Health - Plymouth
- Allina Health - Prescott
- Allina Health - Richfield
- Allina Health - Shakopee
- Allina Health - St. Michael
- Allina Health - Woodbury
- Apple Valley Medical Clinic
- Avera Medical Group
  - Avera - Pipestone County Medical Center
  - Avera Medical Group - Marshall
  - Avera Medical Group - Windom
  - Avera Medical Group - Worthington
- Burnsville Family Physicians
- CentraCare Health
  - CentraCare Clinic - Becker
  - CentraCare Clinic - Northway
  - CentraCare Clinic - St. Joseph
  - CentraCare Clinic- Big Lake
  - CentraCare Health- Long Prairie
  - CentraCare Health- Paynesville Clinic
  - CentraCare Health Paynesville- Richmond
  - CentraCare Health- Sauk Centre
- Children's | Minnesota
  - Children's West St. Paul Clinic
- Community University Health Care Center
- Cuyuna Regional Medical Center
  - Cuyuna Regional Medical Center - Baxter
  - Cuyuna Regional Medical Center-Clinic Services
- Dawson Clinic
  - Johnson Memorial Health Services - Dawson Clinic
- Entira Family Clinics
  - Entira Family Clinics - East Side
  - Entira Family Clinics - Inver Grove Heights
  - Entira Family Clinics - Vadnais Heights
  - Entira Family Clinics - White Bear Lake/ Banning Ave
  - Entira Family Clinics - White Bear Lake- Bellaire Avenue
  - Entira Family Clinics - Woodbury
- Fairview Health Services
  - Fairview Andover Clinic
  - Fairview Apple Valley Clinic
  - Fairview Bass Lake Clinic
  - Fairview Blaine Clinic
  - Fairview Brooklyn Park Clinic
  - Fairview Burnsville Clinic
  - Fairview Children's Clinic
  - Fairview Columbia Heights Clinic
  - Fairview Eagan Clinic
  - Fairview Elk River Clinic
  - Fairview Farmington Clinic
  - Fairview Fridley Clinic
  - Fairview Hiawatha Clinic
  - Fairview Highland Park Clinic
  - Fairview Hugo Clinic
  - Fairview Lakes Medical Center
  - Fairview Lakeville Clinic
  - Fairview Lino Lakes Clinic
  - Fairview Milaca Clinic
  - Fairview New Brighton Clinic
  - Fairview North Branch Clinic
- Fairview Oxboro Clinic
- Fairview Princeton Clinic
- Fairview Prior Lake Clinic
- Fairview Riverside Family Practice
- Fairview Rosemount Clinic
- Fairview Rush City Clinic
- Fairview Savage Clinic
- Fairview Uptown Clinic
- Fairview Zimmerman Clinic
- FirstLight Health System
  - FirstLight Health System - Hinckley
  - FirstLight Health System - Mora
  - FirstLight Health System - Pine City
- Gateway Family Health Clinic
  - Gateway Family Health Clinic - Moose Lake
  - Gateway Family Health Clinic - Sandstone
- Glencoe Regional Health Services
  - Glencoe Regional Health Services - Glencoe
- Grand Itasca Clinic
- HealthEast Clinics
  - HealthEast Cottage Grove Clinic
  - HealthEast Grand Avenue Clinic
  - HealthEast Hugo Clinic
  - HealthEast Maplewood Clinic
  - HealthEast Oakdale
  - HealthEast Rice Street Clinic
  - HealthEast Roselawn Clinic
  - HealthEast Roseville Clinic
  - HealthEast Stillwater Clinic
  - HealthEast Tamarack Clinic Woodbury
  - HealthEast Vadnais Heights Clinic
  - HealthEast Woodbury Clinic
- HealthPartners Clinics
  - HealthPartners - Bloomington
- Hennepin County Medical Center (HCMC) Clinics
  - HCMC Clinics - East Lake Clinic
  - HCMC Clinics - Golden Valley Clinic
- Hutchinson Health
  - Hutchinson Health - Hutchinson Clinic
- Lake Region Healthcare
  - Lake Region Healthcare Clinic Services - Fergus Falls
- Lakewood Health System
  - Lakewood Health System - Motley Clinic
  - Lakewood Health System - Pillager Clinic
  - Lakewood Health System - Staples Clinic
- Madelia Community Hospital & Clinic
- Mayo Clinic
  - Mayo Clinic - Baldwin Building, Family Medicine
  - Mayo Clinic - Northwest
- Mayo Clinic Health System
  - Mayo Clinic Health System Cannon Falls
  - Mayo Clinic Health System- Franciscan Healthcare in Caledonia
  - Mayo Clinic Health System Mankato Eastridge
  - Mayo Clinic Health System Red Wing
  - Mayo Clinic Health System Springfield
  - Mayo Clinic Health System St. Peter
- Multicare Associates
  - Multicare Associates - Blaine Medical Center
  - Multicare Associates - Roseville Medical Center
- Northfield Hospital + Clinics
  - Northfield Hospital + Clinics - Farmington Clinic
  - Northfield Hospital + Clinics - Lakeville Clinic
  - Northfield Hospital + Clinics - Lonsdale Clinic
  - Northfield Hospital + Clinics - Northfield Clinic
- Olmsted Medical Center
  - Olmsted Medical Center - Byron Clinic
  - Olmsted Medical Center - Chatfield Clinic
  - Olmsted Medical Center - Pine Island Clinic
  - Olmsted Medical Center - Preston Clinic
  - Olmsted Medical Center - Rochester Northwest
  - Olmsted Medical Center - St. Charles Clinic
  - Olmsted Medical Center - Stewartville Clinic
- Ortonville Area Health Services-Northside Medical Clinic
- Park Nicollet Health Services
  - Park Nicollet Clinic - Bloomington
  - Park Nicollet Clinic - Brookdale
  - Park Nicollet Clinic - Burnsville
  - Park Nicollet Clinic - Carlson
  - Park Nicollet Clinic - Champlin
  - Park Nicollet Clinic - Chanhassen
  - Park Nicollet Clinic - Creekside
  - Park Nicollet Clinic - Eagan
  - Park Nicollet Clinic - Golden Valley
  - Park Nicollet Clinic - Lakeville
  - Park Nicollet Clinic - Maple Grove
  - Park Nicollet Clinic - Minneapolis
  - Park Nicollet Clinic - Plymouth
  - Park Nicollet Clinic - Prairie Center
  - Park Nicollet Clinic - Prior Lake
  - Park Nicollet Clinic - Rogers
  - Park Nicollet Clinic - Shakopee
  - Park Nicollet Clinic - Shorewood
  - Park Nicollet Clinic - St. Louis Park Family Medicine
  - Park Nicollet Clinic - Wayzata
- Prairie Ridge Hospital & Health Services
  - Prairie Ridge Hospital & Health Services - Elbow Lake
- Renville County Hospital and Clinics
  - Renville County Hospital and Clinics - Olivia
- Ridgeview Clinics
  - Ridgeview Chanhassen Clinic
  - Ridgeview Delano Clinic
  - Ridgeview Excelsior Clinic
  - Ridgeview Westonka Clinic
  - Ridgeview Winsted Clinic
- Sanford Health - Fargo Region

## Consistent Improvement

- Sanford Blackduck Clinic
- Sanford Health Forman Clinic
- Sanford Health - Sioux Falls Region
  - Sanford Aberdeen Clinic
  - Sanford Health Adrian Clinic
  - Sanford Health Ipswich Clinic
  - Sanford Health Vermillion Clinic
  - Sanford Rock Rapids Clinic
  - Sanford Sheldon Clinic
- Sawtooth Mountain Clinic
- Sleepy Eye Medical Center
- Southdale Pediatric Associates, Ltd
  - Southdale Pediatric Associates, Ltd - Burnsville
- Southside Community Health Services
- Southside Medical Clinic
- St. Croix Regional Medical Center
  - St. Croix Regional Medical Center - Lindstrom Clinic
- St. Luke's Clinics
  - St Luke's Clinics-Chequamegon Clinic
  - St Luke's Clinics-Denfeld
  - St Luke's Clinics-Hibbing Family Medical Clinic
  - St Luke's Clinics-Laurentian
  - St Luke's Clinics-Mariner Medical Clinic
  - St Luke's Clinics-Miller Creek
- Stevens Community Medical Center
  - Stevens Community Medical Center
- Stillwater Medical Group
  - Stillwater Medical Group - Mahtomedi Clinic
- Synergy Family Physicians, P.A
- Tri-County Health Care
  - Tri-County Health Care - Henning Clinic
- Unity Family Healthcare, Family Medical Center
  - Family Medical Center
- University of Minnesota Physicians
  - University of Minnesota Health - Smiley's Family Medicine Clinic
- West Side Community Health Services
  - West Side Community Health Services - East Side Family Clinic
- Williams Integracare Clinic

## Eleven clinics showed consistent decreases over three years:

- CentraCare Health
  - CentraCare Health Plaza-Family Medicine
- Entira Family Clinics
  - Entira Family Clinics - West St. Paul
- Fairview Health Services
  - Fairview Bloomington Lake Minneapolis
- HealthPartners Clinics
  - HealthPartners - Andover
  - HealthPartners - Nokomis
  - HealthPartners - Roseville
  - HealthPartners - West
- Neighborhood Healthsource
  - Neighborhood HealthSource - Fremont Clinic
- Northwest Family Physicians
  - Northwest Family Physicians - Plymouth
- Sanford Health - Sioux Falls Region
  - Sanford Worthington Clinic
- University of Minnesota Physicians
  - University of Minnesota Physicians - Bethesda Family Medicine Clinic

## Thirty-nine clinics had rates that were relatively stable over three years:

- Altru Health System
  - Altru Health System - Crookston
  - Altru Health System - Family Medicine Center
  - Altru Health System - Grand Forks Family Medicine Residency
  - Altru Health System - Lake Region
  - Altru Health System - Professional Center
  - Altru Health System - Roseau
  - Altru Health System - Warroad
- Catalyst Medical Clinic
- Mayo Clinic Health System
  - Mayo Clinic Health System Austin
  - Mayo Clinic Health System Lake City
  - Mayo Clinic Health System Owatonna
- Parkview Medical Clinic - Minnesota
- Healthcare Network
- Sanford Health - Fargo Region
  - Sanford East Grand Forks Clinic
- Sanford Fargo Children's Southwest Clinic
- Sanford Fargo North Fargo Clinic
- Sanford Fargo Southpointe Clinic - Family Medicine
- Sanford Health Detroit Lakes Clinic
- Sanford Health Gwinner Clinic
- Sanford Health Hillsboro Clinic
- Sanford Health Jamestown Clinic
- Sanford Health LaMoure Clinic
- Sanford Health Oakes Clinic
- Sanford Health Valley City Clinic
- Sanford Health Wahpeton Clinic
- Sanford Health Walker Clinic
- Sanford Mayville Clinic
- Sanford Thief River Falls Clinic
- Sanford Health - Sioux Falls Region
  - Sanford Brandon Clinic
  - Sanford Health Beresford Clinic
- Sanford Health Lennox Clinic
- Sanford Sioux Falls 26th & Sycamore Family Medicine Clinic
- Sanford Sioux Falls 34th & Kiwanis Family Medicine Clinic
- Sanford Sioux Falls 41st & Sertoma Family Medicine Clinic
- Sanford Sioux Falls 49th & Oxbow Family Medicine Clinic
- Sanford Sioux Falls 69th & Louise Family Medicine Clinic
- Sanford Sioux Falls 69th & Minnesota Family Medicine Clinic
- Sanford Sioux Falls Children's Clinic
- Sanford Sioux Falls Children's Clinic 26th & Sycamore Clinic
- Sanford Sioux Falls USD Family Medicine

The remaining one hundred and eighteen clinics did not have a discernible pattern over three years.



## Regional Clinic Results

### Highest performers in 2017 by region

Clinic results showed differences in performance for Pediatric Preventive Care: Adolescent Mental Health and/or Depression Screening among the different geographic regions in Minnesota. Boundaries of the nine regions were determined by synthesizing health care and geopolitical data, including from the Metropolitan Council and State of Minnesota. The results have been organized to identify areas of the state with the highest proportion of high-performing clinics. The nine regions are listed below with the number of high-performing clinics shown along with the total number of clinics that submitted data. The high-performing clinics are listed under their medical group name in alphabetical order by region.

#### East Metro - 61 out of 89 (69 percent)

##### AALFA Family Clinic

##### Allina Health Clinics

- Allina Health - Blaine
- Allina Health - Burnsville
- Allina Health - Coon Rapids
- Allina Health - Cottage Grove
- Allina Health - Eagan
- Allina Health - Farmington
- Allina Health - First Street
- Allina Health - Forest Lake
- Allina Health - Fridley
- Allina Health - Inver Grove Heights
- Allina Health - Lakeville
- Allina Health - Maplewood
- Allina Health - Oakdale Clinic
- Allina Health - Ramsey
- Allina Health - Shoreview
- Allina Health - Vadnais Heights
- Allina Health - West St. Paul
- Allina Health - Woodbury

##### Central Pediatrics

- Central Pediatrics Woodbury

##### Children's | Minnesota

- Children's Hugo Clinic
- Children's West St. Paul Clinic
- Metropolitan Pediatric Specialists - Burnsville

##### Dakota Pediatrics, P.A.

##### Eagan Valley Pediatrics

##### Entira Family Clinics

- Entira Family Clinics - Woodbury

##### Fairview Health Services

- Fairview Andover Clinic
- Fairview Apple Valley Clinic
- Fairview Blaine Clinic
- Fairview Burnsville Clinic
- Fairview Columbia Heights Clinic
- Fairview Fridley Clinic
- Fairview Hugo Clinic
- Fairview Lakeville Clinic
- Fairview Lino Lakes Clinic
- Fairview Rosemount Clinic

##### Fridley Children's & Teenagers' Medical

##### Center - Children's Physician Network

##### HealthEast Clinics

- HealthEast Cottage Grove Clinic
- HealthEast Hugo Clinic
- HealthEast Maplewood Clinic
- HealthEast Roseville Clinic
- HealthEast Stillwater Clinic
- HealthEast Tamarack Clinic Woodbury
- HealthEast Woodbury Clinic

##### HealthPartners Clinics

- HealthPartners - Arden Hills
- HealthPartners - Coon Rapids
- HealthPartners - Lino Lakes
- HealthPartners - Maplewood
- HealthPartners - White Bear Lake

##### Mendakota Pediatrics Ltd

##### Multicare Associates

- Multicare Associates - Blaine Medical Center
- Multicare Associates - Fridley Medical Center
- Multicare Associates - Roseville Medical Center

##### North Metro Pediatrics

##### Northfield Hospital + Clinics

- Northfield Hospital + Clinics - Farmington Clinic
- Northfield Hospital + Clinics - Lakeville Clinic

##### Park Nicollet Health

##### Services

- Park Nicollet Clinic - Burnsville
- Park Nicollet Clinic - Eagan
- Park Nicollet Clinic - Lakeville

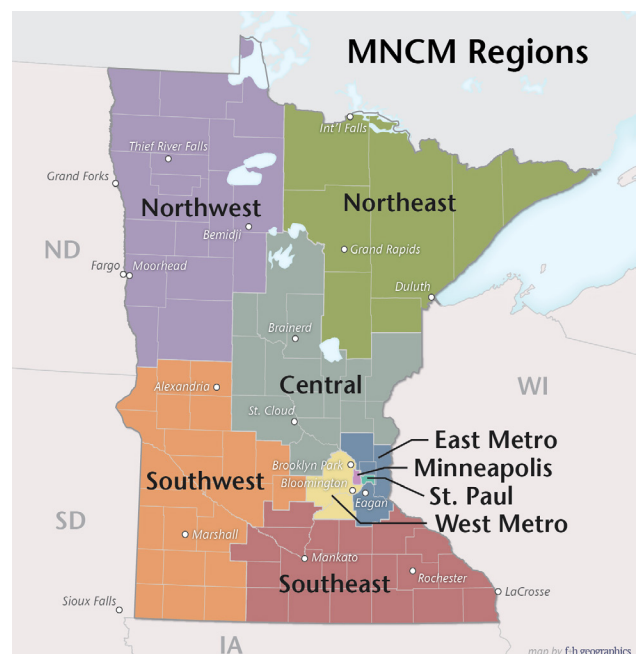
##### Southdale Pediatric Associates, Ltd

- Southdale Pediatric Associates, Ltd -

##### Burnsville

##### Stillwater Medical Group

- Stillwater Medical Group - Curve Crest Clinic



## West Metro - 60 out of 89 (67 percent)

## All About Children Pediatrics - Children's Health Network

## Allina Health Clinics

- Allina Health - Bloomington
- Allina Health - Brooklyn Park
- Allina Health - Centennial Lakes
- Allina Health - Champlin
- Allina Health - Chaska
- Allina Health - Dean Lakes
- Allina Health - Maple Grove
- Allina Health - Richfield
- Allina Health - Savage
- Allina Health - Shakopee
- Allina Health - St. Francis Health Services - Jordan

## Children's | Minnesota

- Metropolitan Pediatric Specialists - Edina
- Metropolitan Pediatric Specialists - Shakopee
- Partners in Pediatrics Brooklyn Park
- Partners in Pediatrics Calhoun
- Partners in Pediatrics Maple Grove
- Partners in Pediatrics Plymouth
- Partners in Pediatrics Rogers

## Fairview Health Services

- Fairview Bass Lake Clinic
- Fairview Brooklyn Park Clinic
- Fairview EdenCenter Clinic

- Fairview New Brighton Clinic
- Fairview Oxboro Clinic
- Fairview Rogers Clinic
- Fairview Savage Clinic

## Hennepin County Medical Center (HCMC) Clinics

- Hennepin County Medical Center (HCMC) Clinics - Brooklyn Park Clinic

## North Clinic

- North Clinic - Plymouth

## Northwest Family Physicians

- Northwest Family Physicians - Rogers

## Park Nicollet Health Services

- Park Nicollet Clinic - Bloomington
- Park Nicollet Clinic - Brookdale
- Park Nicollet Clinic - Carlson
- Park Nicollet Clinic - Champlin
- Park Nicollet Clinic - Chanhassen
- Park Nicollet Clinic - Creekside
- Park Nicollet Clinic - Golden Valley
- Park Nicollet Clinic - Maple Grove
- Park Nicollet Clinic - Plymouth
- Park Nicollet Clinic - Prairie Center
- Park Nicollet Clinic - Prior Lake
- Park Nicollet Clinic - Rogers
- Park Nicollet Clinic - Shakopee
- Park Nicollet Clinic - Shorewood
- Park Nicollet Clinic - St. Louis Park Family Medicine

- Park Nicollet Clinic - St. Louis Park Pediatrics

## Pediatric Services - Children's Physician Network

## Ridgeview Clinics

- Ridgeview Chanhassen Clinic

## South Lake Pediatrics

- South Lake Pediatrics - Chaska
- South Lake Pediatrics - Childrens West
- South Lake Pediatrics - Eden Prairie
- South Lake Pediatrics - Maple Grove
- South Lake Pediatrics - Minnetonka
- South Lake Pediatrics - Plymouth

## Southdale Pediatric Associates, Ltd

- Southdale Pediatric Associates, Ltd - Eden Prairie
- Southdale Pediatric Associates, Ltd - Edina

## University of Minnesota Physicians

- University of Minnesota Health - Fairview Maple Grove Medical Center

## Wayzata Children's Clinic

- Wayzata Children's Clinic - Chaska
- Wayzata Children's Clinic - Maple Grove
- Wayzata Children's Clinic - Minnetonka
- Wayzata Children's Clinic - Spring Park

## Central -43 out of 72 (60 percent)

## Allina Health Clinics

- Allina Health - Annandale
- Allina Health - Buffalo
- Allina Health - Cambridge
- Allina Health - Cokato
- Allina Health - Elk River
- Allina Health - St. Michael

## CentraCare Health

- CentraCare Clinic - Northway
- CentraCare Clinic - St. Joseph
- Centracare Clinic-SCMG Clearwater Medical Clinic
- Centracare Clinic-SCMG Cold Spring Medical Clinic
- Centracare Clinic-SCMG Northwest
- Centracare Clinic-SCMG St. Cloud Medical Group South
- CentraCare Health- Melrose
- CentraCare Health Paynesville- Belgrade
- CentraCare Health- Paynesville Clinic

CentraCare Health Plaza- Pediatrics  
Essentia Health

- EH Central Baxter Clinic
- EH Central Brainerd Clinic
- EH Central Crosslake Clinic
- EH Central Pequot Lakes Clinic
- EH Central Pierz Clinic
- EH Central Pillager Clinic
- EH Central Pine River Clinic
- EH West Menahga Clinic

## Fairview Health Services

- Fairview Elk River Clinic
- Fairview Lakes Medical Center
- Fairview Milaca Clinic
- Fairview North Branch Clinic
- Fairview Pine City Clinic
- Fairview Princeton Clinic
- Fairview Zimmerman Clinic

## FirstLight Health System

- FirstLight Health System - Mora
- FirstLight Health System - Pine City

## Gateway Family Health Clinic

- Gateway Family Health Clinic - Hinckley

## HealthPartners Clinics

- HealthPartners - Elk River

## Lakewood Health System

- Lakewood Health System - Motley Clinic

## Ridgeview Clinics

- Ridgeview Howard Lake Clinic

## Stellis Health, PA

- Stellis Health - Albertville-St. Michael Clinic
- Stellis Health-Buffalo Clinic
- Stellis Health-Monticello Clinic

## Unity Family Healthcare, Family Medical Center

- Community Medical Center Pierz
- Family Medical Center

## Wayzata Children's Clinic

- Wayzata Children's Clinic - Delano

## Northwest - Eight out of 34 (24 percent)

## Essentia Health

- EH West Ada Clinic
- EH West Detroit Lakes Clinic

- EH West Fosston Clinic
- EH West Frazee Clinic
- EH West Mahnommen Clinic

- EH West Moorhead
- EH West Park Rapids Clinic
- EH West Pelican Rapids Clinic

### Southwest - 11 out of 39 (28 percent)

- Affiliated Community Medical Centers
  - Affiliated Community Medical Centers - Litchfield Clinic (East)
  - Affiliated Community Medical Centers - New London Clinic
  - Affiliated Community Medical Centers - Redwood Falls Clinic
  - Affiliated Community Medical Centers - Willmar Clinic
- Alexandria Clinic
  - Alexandria Clinic, A Service of Douglas County Hospital
- Dawson Clinic
  - Johnson Memorial Health Services - Dawson Clinic
- Glencoe Regional Health Services
  - Glencoe Regional Health Services - Glencoe
  - Glencoe Regional Health Services - Lester Prairie
- Ortonville Area Health Services-Northside Medical Clinic
- Renville County Hospital and Clinics
  - Renville County Hospital and Clinics - Olivia
- Ridgeview Clinics
  - Ridgeview Winsted Clinic

### Northeast - 19 out of 35 (54 percent)

- Duluth Family Medicine Clinic
- Essentia Health
  - EH East Deer River Clinic
  - EH East Duluth Clinic 1st St
  - EH East Grand Rapids Clinic
  - EH East Hermantown Clinic
  - EH East Hibbing Clinic
  - EH East International Falls Clinic
  - EH East Lakeside Clinic
  - EH East Lakewalk Clinic
  - EH East Northern Pines Clinic
- EH East Proctor Clinic
- EH East Virginia Clinic
- EH East West Duluth Clinic
- Grand Itasca Clinic
- St. Luke's Clinics
  - St Luke's Clinics-Lester River
  - St Luke's Clinics-Miller Creek
  - St Luke's Clinics-Mount Royal
  - St Luke's Clinics-P.S. Rudie Medical Clinic
  - St Luke's Clinics-Pediatrics

### Minneapolis - Nine out of 26 (35 percent)

- Allina Health Clinics
  - Allina Health - East Lake Street
- Cedar Riverside People's Center Children's | Minnesota
  - Children's General Pediatric Clinic - Minneapolis
- Fairview Health Services
  - Fairview Children's Clinic
  - Fairview Hiawatha Clinic
- HealthPartners Clinics
  - HealthPartners - Riverside
- Park Nicollet Health Services
  - Park Nicollet Clinic - Minneapolis
- Southside Community Health Services
  - Southside Medical Clinic
- University of Minnesota Physicians
  - University of Minnesota Health - Smiley's Family Medicine Clinic

### North Dakota - One out of 26 (4 percent)

- Sanford Health - Sioux Falls Region
  - Sanford Health Ipswich Clinic

### Southeast - 25 out of 59 (42 percent)

- Allina Health Clinics
  - Allina Health - Faribault
  - Allina Health - Northfield
- Allina Health Specialties
  - Allina Health Specialties - New Ulm Medical Center
  - Allina Health Specialties - Winthrop Area Clinic - New Ulm Medical Center
- Gundersen Health System
  - Gundersen Health System - Houston Clinic
- Madelia Community Hospital & Clinic
- Mankato Clinic, Ltd.
  - Mankato Clinic - Children's Health Center
  - Mankato Clinic - Daniel's Health Center
  - Mankato Clinic - Main Street
  - Mankato Clinic - North Mankato
  - Mankato Clinic - Wickersham Campus
- Mayo Clinic
  - Mayo Clinic - Northwest
- Mayo Clinic Health System
  - Mayo Clinic Health System - Rochester Southeast
  - Mayo Clinic Health System - St. Charles Clinic
  - Mayo Clinic Health System - Stewartville Clinic
- Mayo Clinic Health System Mankato Specialty Clinic
- Northfield Hospital + Clinics
  - Northfield Hospital + Clinics - Northfield Clinic
- Olmsted Medical Center
  - Olmsted Medical Center - Byron Clinic
  - Olmsted Medical Center - Cannon Falls
  - Olmsted Medical Center - Chatfield Clinic
  - Olmsted Medical Center - Pine Island Clinic
  - Olmsted Medical Center - Plainview Clinic
  - Olmsted Medical Center - Preston Clinic
  - Olmsted Medical Center - Rochester Southeast
  - Olmsted Medical Center - St. Charles Clinic
  - Olmsted Medical Center - Stewartville Clinic
- Open Door Health Center
- Winona Health Services
  - Winona Health - Winona Clinic

### Saint Paul - Eight out of 26 (31 percent)

- Allina Health Clinics
  - Allina Health - Bandana Square
  - Allina Health - Highland Park
- Central Pediatrics
  - Central Pediatrics St. Paul
- Children's | Minnesota
  - Children's General Pediatric Clinic - St. Paul
- Entira Family Clinics
  - Entira Family Clinics - Highland
  - Fairview Health Services
  - Fairview Highland Park Clinic
  - HealthEast Clinics
    - HealthEast Rice Street Clinic
  - HealthPartners Clinics
    - HealthPartners - Como

### Wisconsin - Five out of 12 (42 percent)

- Allina Health Clinics
  - Allina Health - Prescott
- Essentia Health
  - EH East Hayward Clinic
  - EH East Superior Clinic
- St. Luke's Clinics
  - St Luke's Clinics-Mariner Medical Clinic
- Stillwater Medical Group
  - Stillwater Medical Group - Somerset Clinic

### North Dakota - Seven out of 30 (23 percent)

- Essentia Health
  - EH West Jamestown Clinic
  - EH West Lisbon
  - EH West South University Clinic
  - EH West Valley City Clinic
- EH West Wahpeton Clinic
- EH West West Acres Clinic
- EH West West Fargo Clinic



# Medical Group Results

## Highest Performers in 2017

Results by medical group showed an average of 73 percent of pediatric patients ages 12-17 who had a documented mental health and/or depression screening at a well-child visit. **Dakota Pediatrics, P.A., Duluth Family Medicine Clinic** and **North Metro Pediatrics** set the benchmark of 100 percent. There were 48 of 105 medical groups with rates and confidence interval fully above the statewide average. The high-performing medical groups are listed below from high to low performance. An asterisk (\*) indicates a Top 5 performer for this measure based on unadjusted results.

- Dakota Pediatrics, P.A.\*
- Duluth Family Medicine Clinic\*
- North Metro Pediatrics\*
- Fridley Children's & Teenagers' Medical Center - Children's Physician Network\*
- Pediatric Services - Children's Physician Network
- Central Pediatrics\*
- Wayzata Children's Clinic
- All About Children Pediatrics - Children's Health Network
- Eagan Valley Pediatrics
- South Lake Pediatrics
- Children's | Minnesota
- Dawson Clinic
- Grand Itasca Clinic
- Southdale Pediatric Associates, Ltd
- Mendakota Pediatrics Ltd
- Allina Health Specialties
- Open Door Health Center
- Mankato Clinic, Ltd.
- Southside Community Health Services
- Allina Health Clinics
- Olmsted Medical Center
- Unity Family Healthcare, Family Medical Center
- Ortonville Area Health Services - Northside Medical Clinic
- Winona Health Services
- Glencoe Regional Health Services
- Park Nicollet Health Services
- Sibley Medical Center DBA Ridgeview Sibley Medical Center
- Essentia Health
- Alexandria Clinic
- Cedar Riverside People's Center
- Madelia Community Hospital & Clinic
- FirstLight Health System
- AALFA Family Clinic
- Multicare Associates
- St. Luke's Clinics
- Fairview Health Services
- HealthEast Clinics
- Stillwater Medical Group
- Stellis Health, PA
- Northfield Hospital + Clinics
- Ridgeview Clinics
- Renville County Hospital and Clinics
- Gundersen Health System
- Gateway Family Health Clinic
- CentraCare Health
- Affiliated Community Medical Centers
- HealthPartners Clinics

## Biggest improvement from 2016–2017

The largest improvement since report year 2016 in Pediatric Preventive Care: Adolescent Mental Health and/or Depression Screening (medical group results) was made by **Mille Lacs Health System** whose score increased by 76 percentage points., from 1 percent to 77 percent.

## Medical group performance over time (2015-2017)

We reviewed the data to identify patterns of medical group performance in medical groups with three years of data beginning in 2015. We looked for patterns of consistently high performance, consistent improvement, consistent decreases and/or relative stability. The results are below in alphabetical order.

Twenty-four medical groups achieved consistently high performance and above average rates over the past three years for Pediatric Preventive Care: Adolescent Mental Health and/or Depression Screening:

AALFA Family Clinic	Eagan Valley Pediatrics	Pediatric Services - Children's
All About Children Pediatrics -	Fridley Children's & Teenagers'	Physician Network
Children's Health Network	Medical Center - Children's Physician	South Lake Pediatrics
Allina Health Clinics	Network	Southdale Pediatric Associates, Ltd
Allina Health Specialties	Gundersen Health System	St. Luke's Clinics
Cedar Riverside People's Center	HealthPartners Clinics	Stillwater Medical Group
CentraCare Health	Mankato Clinic, Ltd.	Wayzata Children's Clinic
Central Pediatrics	Mendakota Pediatrics Ltd	Winona Health Services
Children's   Minnesota	North Metro Pediatrics	
Dakota Pediatrics, P.A.	Open Door Health Center	

Forty-two medical groups showed consistent improvement over three years:

Affiliated Community Medical	Hutchinson Health	Scenic Rivers Health Services
Centers	Lake Region Healthcare	Sibley Medical Center DBA
Alexandria Clinic	Lakewood Health System	Ridgeview Sibley Medical Center
Apple Valley Medical Clinic	Madelia Community Hospital &	Sleepy Eye Medical Center
Avera Medical Group	Clinic	Southside Community Health
Burnsville Family Physicians	Mayo Clinic Health System	Services
Community University Health Care	Multicare Associates	St. Croix Regional Medical Center
Center	Northfield Hospital + Clinics	Stevens Community Medical Center
Cuyuna Regional Medical Center	Olmsted Medical Center	Synergy Family Physicians, P.A
Dawson Clinic	Ortonville Area Health Services-	Tri-County Health Care
Entira Family Clinics (formerly	Northside Medical Clinic	Unity Family Healthcare, Family
Family Health Services MN)	Park Nicollet Health Services	Medical Center
Fairview Health Services	Prairie Ridge Hospital & Health	University of Minnesota Physicians
FirstLight Health System	Services	West Side Community Health
Gateway Family Health Clinic	Renville County Hospital and Clinics	Services
Glencoe Regional Health Services	Ridgeview Clinics	Williams Integracare Clinic
Grand Itasca Clinic	Sanford Health - Sioux Falls Region	
HealthEast Clinics	Sawtooth Mountain Clinic	

Three medical groups had rates that were relatively stable over three years:

Catalyst Medical Clinic  
Parkview Medical Clinic - Minnesota Healthcare Network  
Sanford Health - Fargo Region

No medical groups showed a consistent decrease over three years.

The remaining thirty-eight medical groups did not have a discernible pattern over three years.

Please see next page.

## Pediatric Preventive Care: Overweight Counseling

The rapidly increasing prevalence of obesity among children is one of the most challenging dilemmas currently facing pediatricians. Body mass index (BMI) is a useful screening tool for assessing and tracking the degree of obesity among children and adolescents.

This measure assesses the percentage of pediatric patients ages 3-17 who had an overweight or obesity assessment at a well-child visit. If the BMI percentile was greater than or equal to 85, the patient had appropriate documentation of counseling for physical activity and nutrition.

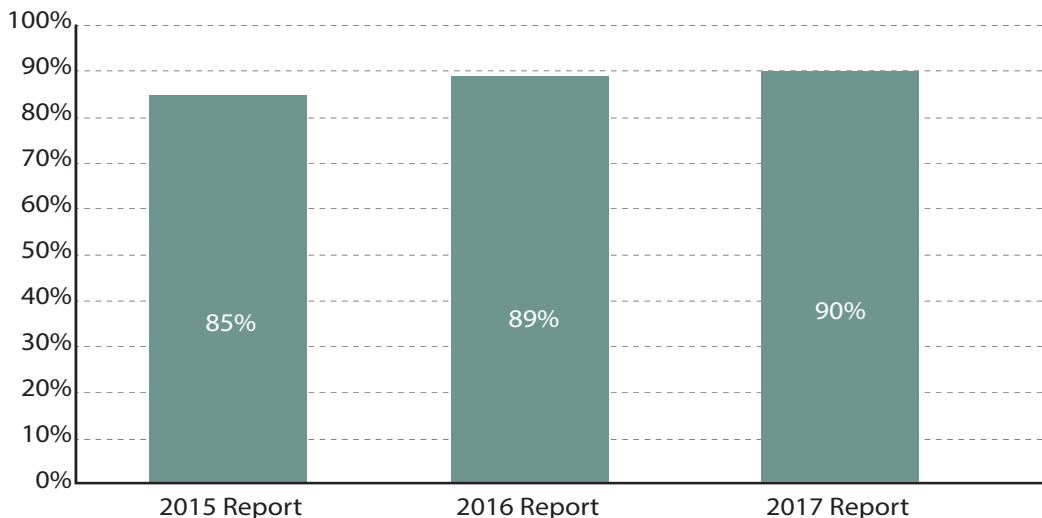
The statewide rate for this measure is 90 percent. **Table 12** displays the details of this statewide rate. **Figure 7** displays the statewide rate over time. The statewide rate increased by one percentage point from 2016.

*Data collected for this measure are submitted directly to MNMCM by medical groups from electronic health records or paper-based medical charts.*

**TABLE 12: STATEWIDE RATE FOR PEDIATRIC PREVENTIVE CARE: OVERWEIGHT COUNSELING**

	Statewide Average	95% CI	Numerator (Patients who received counseling)	Denominator (Patients Sampled)	Total Eligible
Pediatric Preventive Care: Overweight Counseling	89.9%	89.8% -90.1%	130,163	144,797	144,715

**FIGURE 7: PEDIATRIC PREVENTIVE CARE: ADOLESCENT MENTAL HEALTH SCREENING OVER TIME**



Caution is recommended when making comparisons from year to year. Annual rate differences can occur due to natural variation, changes in measurement specifications, changes in data sources and other factors. See Appendix 8 - General Guidelines for Comparing MNMCM Results over Time.

# Clinic Results

## Highest Performers in 2017

Clinic results showed an average of 90 percent of pediatric patients ages 3-17 had appropriate documentation of counseling for physical activity and nutrition if their BMI percentile from an overweight or obesity assessment was greater than or equal to 85. There were **77 clinics that set the benchmark of 100 percent**. There were 232 of 532 clinics with rates and confidence interval fully above the statewide average. The high performing clinics are listed below in alphabetical order under their medical group name. Due to the high number of clinics that achieved a rate of 100%, there is no Top 15 performer indication. High performing clinics are based on unadjusted results.

### AALFA Family Clinic

#### Affiliated Community Medical Centers

- Affiliated Community Medical Centers - Litchfield Clinic (East)
- Affiliated Community Medical Centers - Litchfield Clinic (West)
- Affiliated Community Medical Centers - Redwood Falls Clinic
- Affiliated Community Medical Centers - Willmar Clinic

### Alexandria Clinic

#### All About Children Pediatrics

#### Allina Health Clinics

- Allina Health - Annandale
- Allina Health - Bandana Square
- Allina Health - Blaine
- Allina Health - Bloomington
- Allina Health - Buffalo
- Allina Health - Burnsville
- Allina Health - Cambridge
- Allina Health - Centennial Lakes
- Allina Health - Champlin
- Allina Health - Chaska
- Allina Health - Eagan
- Allina Health - East Lake Street
- Allina Health - Elk River
- Allina Health - Faribault
- Allina Health - Farmington
- Allina Health - First Street
- Allina Health - Forest Lake
- Allina Health - Fridley
- Allina Health - Highland Park
- Allina Health - Hopkins
- Allina Health - Inver Grove Heights
- Allina Health - Maple Grove
- Allina Health - Maplewood
- Allina Health - North Branch
- Allina Health - Northfield
- Allina Health - Oakdale Clinic
- Allina Health - Prescott
- Allina Health - Richfield
- Allina Health - Shakopee
- Allina Health - Shoreview
- Allina Health - St. Michael
- Allina Health - West St. Paul
- Allina Health - Woodbury

### CentraCare Health

- CentraCare Clinic - Becker
- Centracare Clinic-SCMG Clearwater Medical Clinic
- Centracare Clinic-SCMG Northwest
- Centracare Clinic-SCMG St. Cloud Medical Group South
- CentraCare Health Paynesville- Cold Spring
- CentraCare Health Plaza- Pediatrics
- CentraCare Health- Sauk Centre

### Central Pediatrics

- Central Pediatrics St. Paul
- Central Pediatrics Woodbury

### Children's | Minnesota

- Children's General Pediatric Clinic - Minneapolis
- Children's General Pediatric Clinic - St. Paul
- Children's Hugo Clinic
- Children's West St. Paul Clinic
- Metropolitan Pediatric Specialists - Burnsville
- Metropolitan Pediatric Specialists - Edina
- Metropolitan Pediatric Specialists - Shakopee
- Partners in Pediatrics Brooklyn Park
- Partners in Pediatrics Calhoun
- Partners in Pediatrics Maple Grove
- Partners in Pediatrics Plymouth
- Partners in Pediatrics Rogers

### Community University Health Care Center

#### Cuyuna Regional Medical Center

- Cuyuna Regional Medical Center - Baxter

### Dakota Pediatrics, P.A.

#### Dawson Clinic

- Johnson Memorial Health Services - Dawson Clinic

### Eagan Valley Pediatrics

#### Essentia Health

- EH Central Baxter Clinic
- EH Central Brainerd Clinic
- EH Central Pillager Clinic
- EH East Ashland Clinic
- EH East Chisholm Clinic
- EH East Deer River Clinic
- EH East Duluth Clinic 1st St
- EH East Grand Rapids Clinic

- EH East Hayward Clinic
- EH East Hermantown Clinic
- EH East Hibbing Clinic
- EH East International Falls Clinic
- EH East Lakeside Clinic
- EH East Lakewalk Clinic
- EH East Northern Pines Clinic
- EH East Proctor Clinic
- EH East Spooner Clinic
- EH East Superior Clinic
- EH East Virginia Clinic
- EH West Ada Clinic
- EH West Detroit Lakes Clinic
- EH West Fosston Clinic
- EH West Jamestown Clinic
- EH West Mahanomen Clinic
- EH West Menahga Clinic
- EH West Moorhead
- EH West Park Rapids Clinic
- EH West Pelican Rapids Clinic
- EH West South University Clinic
- EH West Valley City Clinic
- EH West Wahpeton Clinic
- EH West West Acres Clinic
- EH West West Fargo Clinic

### Fairview Mesaba Clinics

- Range Regional Health Services - Hibbing
- Range Regional Health Services - Mountain Iron

### Fridley Children's & Teenagers' Medical Center

#### Gateway Family Health Clinic

- Gateway Family Health Clinic - Hinckley
- Gateway Family Health Clinic - Moose Lake
- Gateway Family Health Clinic - Sandstone

### Glencoe Regional Health Services

- Glencoe Regional Health Services - Glencoe
- Glencoe Regional Health Services - Lester Prairie

### Grand Itasca Clinic

#### Gundersen Health System

- Gundersen Health System - La Crescent Clinic

### HealthEast Clinics

## Highest Performers in 2017

- HealthEast Cottage Grove Clinic
- HealthEast Hugo Clinic
- HealthEast Maplewood Clinic
- HealthEast Oakdale
- HealthEast Rice Street Clinic
- HealthEast Roselawn Clinic
- HealthEast Roseville Clinic
- HealthEast Stillwater Clinic
- HealthEast Tamarack Clinic Woodbury
- HealthEast Vadnais Heights Clinic
- HealthEast Woodbury Clinic
- HealthPartners Clinics
  - HealthPartners - Bloomington
  - HealthPartners - Como
  - HealthPartners - Coon Rapids
  - HealthPartners - Cottage Grove
  - HealthPartners - Eagan
  - HealthPartners - Elk River
  - HealthPartners - Inver Grove Heights
  - HealthPartners - Lino Lakes
  - HealthPartners - Maplewood
  - HealthPartners - Midway
  - HealthPartners - Riverside
  - HealthPartners - St Paul
  - HealthPartners - West
  - HealthPartners - Woodbury
- Hennepin County Medical Center (HCMC) Clinics
  - HCMC Clinics - Brooklyn Park Clinic
  - HCMC Clinics - Downtown Pediatric Clinic
  - HCMC Clinics - East Lake Clinic
  - HCMC Clinics - Golden Valley Clinic
  - HCMC Clinics - Richfield Clinic
  - HCMC Clinics - St. Anthony Village Clinic
  - HCMC Clinics - Whittier Clinic
- Hutchinson Health
  - Hutchinson Health - Hutchinson Clinic
- Indian Health Board of Minneapolis
- Lakewood Health System
  - Lakewood Health System - Motley Clinic
  - Lakewood Health System - Pillager Clinic
  - Lakewood Health System - Staples Clinic
- Mankato Clinic, Ltd.
  - Mankato Clinic - Children's Health Center
  - Mankato Clinic - Daniel's Health Center
- Mayo Clinic
  - Mayo Clinic - Baldwin Building, Family Medicine
  - Mayo Clinic - Baldwin Building, Pediatrics
  - Mayo Clinic - Kasson
  - Mayo Clinic - Northeast
  - Mayo Clinic - Northwest
  - Mayo Family Clinic Southeast
- Mayo Clinic Health System
  - Mayo Clinic Health System- Franciscan Healthcare in LaCrescent
  - Mayo Clinic Health System Le Sueur
- Mendakota Pediatrics Ltd
- Multicare Associates
  - Multicare Associates - Roseville Medical Center
- Native American Community Clinic
- Neighborhood HealthSource
  - Neighborhood HealthSource - Fremont Clinic
  - Neighborhood HealthSource - Sheridan Clinic
- North Clinic
  - North Clinic - Maple Grove Office
  - North Clinic - Osseo Office
  - North Clinic - Plymouth
- North Memorial
  - North Memorial Clinic - New Hope
- North Metro Pediatrics
- Northfield Hospital + Clinics
  - Northfield Hospital + Clinics - Farmington Clinic
  - Northfield Hospital + Clinics - Lakeville Clinic
- NorthPoint Health & Wellness Center
- Olmsted Medical Center
  - Olmsted Medical Center - Byron Clinic
  - Olmsted Medical Center - Chatfield Clinic
  - Olmsted Medical Center - Plainview Clinic
  - Olmsted Medical Center - Preston Clinic
  - Olmsted Medical Center - Rochester Northwest
  - Olmsted Medical Center - Rochester Southeast
  - Olmsted Medical Center - St. Charles Clinic
  - Olmsted Medical Center - Stewartville Clinic
- Park Nicollet Health Services
  - Park Nicollet Clinic - Bloomington
  - Park Nicollet Clinic - Brookdale
  - Park Nicollet Clinic - Burnsville
  - Park Nicollet Clinic - Carlson
  - Park Nicollet Clinic - Eagan
  - Park Nicollet Clinic - Maple Grove
  - Park Nicollet Clinic - Plymouth
  - Park Nicollet Clinic - Prior Lake
  - Park Nicollet Clinic - Shakopee
  - Park Nicollet Clinic - St. Louis Park Pediatrics
- Sanford Health - Fargo Region
  - Perham Health Clinic
  - Sanford Bemidji 1611 Anne St Clinic - Pediatrics
  - Sanford Blackduck Clinic
  - Sanford Fargo Broadway Clinic - Pediatrics
  - Sanford Fargo Children's Southwest Clinic
  - Sanford Health Pelican Rapids Clinic
  - Sanford Moorhead Clinic - Family Medicine
- Sanford Moorhead Clinic - Pediatrics
- Sanford Health - Sioux Falls Region
  - Sanford Health Ipswich Clinic
  - Sanford Health Mitchell Clinic
  - Sanford Sioux Falls 26th & Sycamore Family Medicine Clinic
  - Sanford Sioux Falls Children's Clinic 26th & Sycamore Clinic
  - Sanford Sioux Falls Children's Clinic 69th & Louise Clinic
- South Lake Pediatrics
  - South Lake Pediatrics - Chaska
  - South Lake Pediatrics - Childrens West
  - South Lake Pediatrics - Eden Prairie
  - South Lake Pediatrics - Maple Grove
  - South Lake Pediatrics - Minnetonka
  - South Lake Pediatrics - Plymouth
- Southdale Pediatric Associates, Ltd
  - Southdale Pediatric Associates, Ltd - Burnsville
  - Southdale Pediatric Associates, Ltd - Eden Prairie
  - Southdale Pediatric Associates, Ltd - Edina
- Southside Community Health Services
- St. Luke's Clinics
  - St Luke's Clinics-Denfeld
  - St Luke's Clinics-Mariner Medical Clinic
  - St Luke's Clinics-Miller Creek
  - St Luke's Clinics-Mount Royal
  - St Luke's Clinics-P.S. Rudie Medical Clinic
  - St Luke's Clinics-Pediatrics
- Stellis Health, PA
  - Stellis Health - Albertville-St. Michael Clinic
  - Stellis Health-Buffalo Clinic
  - Stellis Health-Monticello Clinic
- Stillwater Medical Group
  - Stillwater Medical Group - Curve Crest Clinic
- Synergy Family Physicians, P.A.
- Unity Family Healthcare, Family Medical Center
  - Family Medical Center
  - Randall Lakes Area Clinic
- University of Minnesota Physicians
  - University of Minnesota Physicians - Broadway Family Medicine Clinic
- Wayzata Children's Clinic
  - Wayzata Children's Clinic - Chaska
  - Wayzata Children's Clinic - Delano
  - Wayzata Children's Clinic - Maple Grove
  - Wayzata Children's Clinic - Minnetonka
  - Wayzata Children's Clinic - Spring Park
- West Side Community Health Services
  - West Side Community Health Services - East Side Family Clinic
  - West Side Community Health Services - La Clinica
  - West Side Community Health Services - McDonough Homes Clinic

## Biggest improvement from 2016-2017

The largest improvement since report year 2016 in Pediatric Preventive Care: Overweight Counseling (clinic results) was made by **Olmsted Medical Center - Preston Clinic** whose score increased by 97 percentage points, from 3 percent to 100 percent.

## Clinic performance over time (2015-2017)

We reviewed the data to identify patterns of medical group performance in clinics with three years of data beginning in 2015. We looked for patterns of consistently high performance, consistent improvement, consistent decreases and/or relative stability. The results are below in alphabetical order.

One hundred and fifteen clinics achieved consistently high performance and above average rates over the past three years for Pediatric Preventive Care: Overweight Counseling:

- |  |  |   |
|--|--|---|
| <ul style="list-style-type: none"> <li>Affiliated Community Medical Centers           <ul style="list-style-type: none"> <li>• Affiliated Community Medical Centers - Litchfield Clinic (East)</li> <li>• Affiliated Community Medical Centers - Litchfield Clinic (West)</li> <li>• Affiliated Community Medical Centers - Redwood Falls Clinic</li> <li>• Affiliated Community Medical Centers - Willmar Clinic</li> </ul> </li> <li>Alexandria Clinic           <ul style="list-style-type: none"> <li>• Alexandria Clinic, A Service of Douglas County Hospital</li> </ul> </li> <li>All About Children Pediatrics - Children's Health Network</li> <li>Allina Health Clinics           <ul style="list-style-type: none"> <li>• Allina Health - Annandale</li> <li>• Allina Health - Bandana Square</li> <li>• Allina Health - Blaine</li> <li>• Allina Health - Bloomington</li> <li>• Allina Health - Cambridge</li> <li>• Allina Health - Centennial Lakes</li> <li>• Allina Health - Champlin</li> <li>• Allina Health - Eagan</li> <li>• Allina Health - East Lake Street</li> <li>• Allina Health - Elk River</li> <li>• Allina Health - Faribault</li> <li>• Allina Health - Farmington</li> <li>• Allina Health - First Street</li> <li>• Allina Health - Forest Lake</li> <li>• Allina Health - Inver Grove Heights</li> <li>• Allina Health - Maple Grove</li> <li>• Allina Health - Maplewood</li> <li>• Allina Health - North Branch</li> <li>• Allina Health - Northfield</li> <li>• Allina Health - Richfield</li> <li>• Allina Health - Shakopee</li> <li>• Allina Health - Shoreview</li> <li>• Allina Health - St. Michael</li> <li>• Allina Health - West St. Paul</li> </ul> </li> </ul> | <ul style="list-style-type: none"> <li>• Allina Health - Woodbury</li> <li>CentraCare Health           <ul style="list-style-type: none"> <li>• CentraCare Clinic - Becker</li> <li>• CentraCare Health Plaza-Pediatrics</li> </ul> </li> <li>Central Pediatrics           <ul style="list-style-type: none"> <li>• Central Pediatrics St. Paul</li> <li>• Central Pediatrics Woodbury</li> </ul> </li> <li>Children's   Minnesota           <ul style="list-style-type: none"> <li>• Children's General Pediatric Clinic - Minneapolis</li> <li>• Children's General Pediatric Clinic - St. Paul</li> <li>• Children's Hugo Clinic</li> <li>• Children's West St. Paul Clinic</li> </ul> </li> <li>Metropolitan Pediatric Specialists           <ul style="list-style-type: none"> <li>• Metropolitan Pediatric Specialists - Burnsville</li> <li>• Metropolitan Pediatric Specialists - Edina</li> <li>• Metropolitan Pediatric Specialists - Shakopee</li> </ul> </li> <li>Partners in Pediatrics           <ul style="list-style-type: none"> <li>• Partners in Pediatrics Brooklyn Park</li> <li>• Partners in Pediatrics Calhoun</li> <li>• Partners in Pediatrics Maple Grove</li> <li>• Partners in Pediatrics Plymouth</li> <li>• Partners in Pediatrics Rogers</li> </ul> </li> <li>Community University Health Care Center</li> <li>Dakota Pediatrics, P.A.</li> <li>Eagan Valley Pediatrics</li> <li>Fairview Mesaba Clinics           <ul style="list-style-type: none"> <li>• Range Regional Health Services dba Fairview Mesaba Clinic - Hibbing</li> <li>• Range Regional Health Services dba Fairview Mesaba Clinic - Mountain Iron</li> </ul> </li> <li>Fridley Children's &amp; Teenagers' Medical</li> </ul> | <ul style="list-style-type: none"> <li>Center - Children's Physician Network</li> <li>Glencoe Regional Health Services           <ul style="list-style-type: none"> <li>• Glencoe Regional Health Services - Glencoe</li> </ul> </li> <li>HealthPartners Clinics           <ul style="list-style-type: none"> <li>• HealthPartners - Bloomington</li> <li>• HealthPartners - Como</li> <li>• HealthPartners - Eagan</li> <li>• HealthPartners - Inver Grove Heights</li> <li>• HealthPartners - Maplewood</li> <li>• HealthPartners - Midway</li> <li>• HealthPartners - Riverside</li> <li>• HealthPartners - St Paul</li> <li>• HealthPartners - Woodbury</li> </ul> </li> <li>Hennepin County Medical Center (HCMC) Clinics           <ul style="list-style-type: none"> <li>• HCMC Clinics - Brooklyn Park Clinic</li> <li>• HCMC Clinics - Downtown Pediatric Clinic</li> <li>• HCMC Clinics - East Lake Clinic</li> <li>• HCMC Clinics - Golden Valley Clinic</li> <li>• HCMC Clinics - Richfield Clinic</li> <li>• HCMC Clinics - St. Anthony Village Clinic</li> <li>• HCMC Clinics - Whittier Clinic</li> </ul> </li> <li>Mankato Clinic, Ltd.           <ul style="list-style-type: none"> <li>• Mankato Clinic - Children's Health Center</li> <li>• Mankato Clinic - Daniel's Health Center</li> </ul> </li> <li>Mayo Clinic           <ul style="list-style-type: none"> <li>• Mayo Clinic - Baldwin Building, Family Medicine</li> <li>• Mayo Clinic - Baldwin Building, Pediatrics</li> <li>• Mayo Clinic - Kasson</li> <li>• Mayo Clinic - Northeast</li> </ul> </li> </ul> |
|--|--|---|



## Consistently high performance

- Mayo Clinic - Northwest
- Mendakota Pediatrics Ltd
- Native American Community Clinic
- North Clinic
  - North Clinic - Osseo Office
  - North Clinic - Plymouth
- North Memorial
  - North Memorial Clinic - New Hope
- North Metro Pediatrics
- NorthPoint Health & Wellness Center
- Park Nicollet Health Services
  - Park Nicollet Clinic - Bloomington
  - Park Nicollet Clinic - Brookdale
  - Park Nicollet Clinic - Burnsville
  - Park Nicollet Clinic - Eagan
  - Park Nicollet Clinic - Maple Grove
  - Park Nicollet Clinic - Shakopee
- Sanford Health - Fargo Region
  - Sanford Blackduck Clinic
  - Sanford Fargo Children's Southwest Clinic
  - Sanford Moorhead Clinic - Family

- Medicine
- Sanford Health - Sioux Falls Region
  - Sanford Health Ipswich Clinic
  - Sanford Health Mitchell Clinic
  - Sanford Sioux Falls 26th & Sycamore Family Medicine Clinic
  - Sanford Sioux Falls Children's Clinic 26th & Sycamore Clinic
  - Sanford Sioux Falls Children's Clinic 69th & Louise Clinic
- South Lake Pediatrics
  - South Lake Pediatrics - Eden Prairie
  - South Lake Pediatrics - Maple Grove
  - South Lake Pediatrics - Minnetonka
  - South Lake Pediatrics - Plymouth
- St. Luke's Clinics
  - St Luke's Clinics-Denfeld
  - St Luke's Clinics-Mount Royal
  - St Luke's Clinics-P.S. Rudie Medical

- Clinic
- St Luke's Clinics-Pediatrics
- Stillwater Medical Group
  - Stillwater Medical Group - Curve Crest Clinic
- Synergy Family Physicians, P.A
- Unity Family Healthcare, Family Medical Center
  - Family Medical Center
- Wayzata Children's Clinic
  - Wayzata Children's Clinic - Chaska
  - Wayzata Children's Clinic - Delano
  - Wayzata Children's Clinic - Minnetonka
  - Wayzata Children's Clinic - Spring Park
- West Side Community Health Services
  - West Side Community Health Services - La Clinica
  - West Side Community Health Services - McDonough Homes Clinic

## Seventy-six clinics showed consistent improvement over three years:

- AALFA Family Clinic
- Allina Health Clinics
  - Allina Health - Buffalo
  - Allina Health - Fridley
  - Allina Health - Prescott
  - Allina Health - St. Francis Health Services - Jordan
- Altru Health System
  - Altru Health System - Grand Forks Family Medicine Residency
  - Altru Health System - Roseau
- Avera Medical Group
  - Avera Medical Group - Marshall
  - Avera Medical Group - Windom
  - Avera Medical Group - Worthington
- CentraCare Health
  - CentraCare Health- Melrose
  - CentraCare Health Plaza-Family Medicine
- Community University Health Care Center
- Cuyuna Regional Medical Center
  - Cuyuna Regional Medical Center - Baxter
  - Cuyuna Regional Medical Center-Clinic Services
- Fairview Health Services

- Fairview Andover Clinic
- Fairview Apple Valley Clinic
- Fairview Brooklyn Park Clinic
- Fairview Children's Clinic
- Fairview Columbia Heights Clinic
- Fairview Eagan Clinic
- Fairview EdenCenter Clinic
- Fairview Elk River Clinic
- Fairview Farmington Clinic
- Fairview Fridley Clinic
- Fairview Hiawatha Clinic
- Fairview Highland Park Clinic
- Fairview Lakes Medical Center
- Fairview Lino Lakes Clinic
- Fairview Oxboro Clinic
- Fairview Prior Lake Clinic
- Fairview Rosemount Clinic
- Fairview Savage Clinic
- Fairview Zimmerman Clinic
- FirstLight Health System
  - FirstLight Health System - Hinckley
  - FirstLight Health System - Pine City
- Glencoe Regional Health Services
  - Glencoe Regional Health Services - Lester Prairie
- Grand Itasca Clinic
- Hutchinson Health

- Hutchinson Health - Hutchinson Clinic
- Lake Region Healthcare
  - Lake Region Healthcare Clinic Services - Fergus Falls
- Lakewood Health System
  - Lakewood Health System - Staples Clinic
- Mayo Clinic Health System
  - Mayo Clinic Health System Cannon Falls
  - Mayo Clinic Health System Fairmont
  - Mayo Clinic Health System Faribault Hwy 60
  - Mayo Clinic Health System-Franciscan Healthcare in LaCrescent
  - Mayo Clinic Health System Le Sueur
  - Mayo Clinic Health System Montgomery
  - Mayo Clinic Health System New Prague
  - Mayo Clinic Health System Owatonna
  - Mayo Clinic Health System Plainview



## Consistent Improvement

- Mayo Clinic Health System St. James
- Mayo Clinic Health System Wabasha
- Multicare Associates
  - Multicare Associates - Roseville Medical Center
- Neighborhood HealthSource
  - Neighborhood HealthSource - Fremont Clinic
  - Neighborhood HealthSource - Sheridan Clinic
- North Clinic
  - North Clinic - Maple Grove Office
- Northfield Hospital + Clinics
  - Northfield Hospital + Clinics - Farmington Clinic
- Northwest Family Physicians
  - Northwest Family Physicians - Rogers
- Olmsted Medical Center
  - Olmsted Medical Center - Rochester Northwest
  - Olmsted Medical Center - Rochester Southeast
- Ortonville Area Health Services- Northside Medical Clinic
- Sanford Health - Fargo Region
  - Perham Health Clinic
  - Sanford Health Enderlin Clinic
  - Sanford Health Parkers Prairie Clinic
  - Sanford Health Pelican Rapids Clinic
  - Sanford Mayville Clinic
- Sanford Health - Sioux Falls Region
  - Sanford Health Brookings Clinic
  - Sanford Health Vermillion Clinic
- Sanford Health Webster Clinic
- Sanford Sioux Falls 34th & Kiwanis Family Medicine Clinic
- Sanford Sioux Falls 69th & Minnesota Family Medicine Clinic
- Sanford Sioux Falls USD Family Medicine
- Sleepy Eye Medical Center
- South Lake Pediatrics
  - South Lake Pediatrics - Chaska
  - South Lake Pediatrics - Childrens West
- St. Croix Regional Medical Center
  - St. Croix Regional Medical Center - Lindstrom Clinic
- St. Luke's Clinics
  - St. Luke's Clinics-Chequamegon Clinic

## Eight clinics had rates that were relatively stable over three years:

- Allina Health Clinics
  - Allina Health - Coon Rapids
- Altru Health System
  - Altru Health System - Main
- Catalyst Medical Clinic
- CentraCare Health
  - CentraCare Clinic- Big Lake
- Fairview Mesaba Clinics
  - Range Regional Health Services dba Fairview Mesaba Clinic - Nashwauk
- Mankato Clinic, Ltd.
  - Mankato Clinic - Main Street
- Sanford Health - Fargo Region
- Sanford Bemidji Main Clinic - Family Medicine
- Sanford Health Alexandria Broadway Clinic

## Fifteen clinics showed consistent decreases over three years:

- Affiliated Community Medical Centers
  - Affiliated Community Medical Centers - New London Clinic
- Allina Health Clinics
  - Allina Health - Brooklyn Park
  - Allina Health - Cottage Grove
- Lac Qui Parle Clinic
- North Memorial
  - North Memorial Clinic - Elk River Physicians
  - North Memorial Clinic - Golden Valley Physicians
- Park Nicollet Health Services
  - Park Nicollet Clinic - Minneapolis
  - Park Nicollet Clinic - Shorewood
- Ridgeview Clinics
  - Ridgeview Delano Clinic
- Riverwood Healthcare Center
  - Riverwood Aitkin Clinic
- Sanford Health - Fargo Region
  - Sanford Health Hillsboro Clinic
  - Sanford Health Valley City Clinic
- Sanford Health - Sioux Falls Region
  - Sanford Luverne Clinic
- Sanford Sioux Falls 4th & Sycamore Family Medicine Clinic
- Scenic Rivers Health Services
  - Scenic Rivers Health Services - Bigfork/Big Falls

The remaining one hundred and seventy-six clinics did not have a discernible pattern over three years.

# Regional Clinic Results

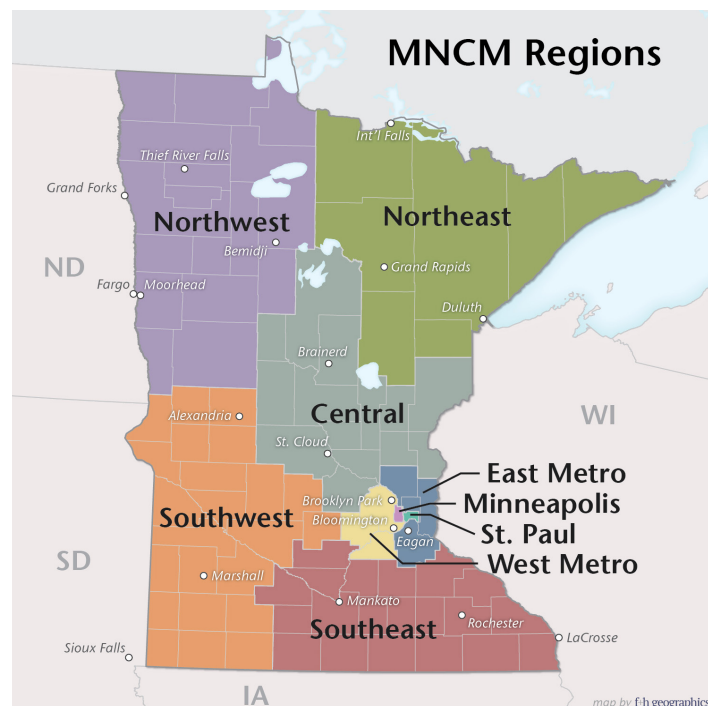
## Highest performers in 2017 by region

Clinic results showed differences in performance for Pediatric Preventive Care: Overweight Counseling among the different geographic regions in Minnesota. Boundaries of the nine regions were determined by synthesizing health care and geopolitical data, including from the Metropolitan Council and State of Minnesota. The results have been organized to identify areas of the state with the highest proportion of high-performing clinics. The nine regions are listed below with the number of high-performing clinics shown along with the total number of clinics that submitted data. The high-performing clinics are listed under their medical group name in alphabetical order by region.

### East Metro - 47 out of 88 (53 percent)

- AALFA Family Clinic
- Allina Health Clinics
  - Allina Health - Blaine
  - Allina Health - Burnsville
  - Allina Health - Eagan
  - Allina Health - Farmington
  - Allina Health - First Street
  - Allina Health - Forest Lake
  - Allina Health - Fridley
  - Allina Health - Inver Grove Heights
  - Allina Health - Maplewood
  - Allina Health - Oakdale Clinic
  - Allina Health - Shoreview
  - Allina Health - West St. Paul
  - Allina Health - Woodbury
- Central Pediatrics
  - Central Pediatrics Woodbury
- Children's | Minnesota
  - Children's Hugo Clinic
  - Children's West St. Paul Clinic
  - Metropolitan Pediatric Specialists - Burnsville
- Dakota Pediatrics, P.A.
- Eagan Valley Pediatrics
- Fridley Children's & Teenagers' Medical Center - Children's Physician Network
- HealthEast Clinics
  - HealthEast Cottage Grove Clinic
  - HealthEast Hugo Clinic
  - HealthEast Maplewood Clinic
  - HealthEast Oakdale
  - HealthEast Roseville Clinic
  - HealthEast Stillwater Clinic
  - HealthEast Tamarack Clinic Woodbury
  - HealthEast Vadnais Heights Clinic
  - HealthEast Woodbury Clinic
- HealthPartners Clinics
  - HealthPartners - Coon Rapids
  - HealthPartners - Cottage Grove
  - HealthPartners - Eagan
  - HealthPartners - Inver Grove Heights
  - HealthPartners - Lino Lakes
  - HealthPartners - Maplewood

- HealthPartners - Woodbury
- Mendakota Pediatrics Ltd
- Multicare Associates
  - Multicare Associates - Roseville Medical Center
- North Metro Pediatrics
- Northfield Hospital + Clinics
  - Northfield Hospital + Clinics - Farmington Clinic
  - Northfield Hospital + Clinics - Lakeville Clinic
- Park Nicollet Health Services
  - Park Nicollet Clinic - Burnsville
  - Park Nicollet Clinic - Eagan
- Southdale Pediatric Associates, Ltd
  - Southdale Pediatric Associates, Ltd - Burnsville
- Stillwater Medical Group
  - Stillwater Medical Group - Curve Crest Clinic
- Synergy Family Physicians, P.A



## West Metro - 46 out of 85 (54 percent)

All About Children Pediatrics - Children's Health Network

Allina Health Clinics

- Allina Health - Bloomington
- Allina Health - Centennial Lakes
- Allina Health - Champlin
- Allina Health - Chaska
- Allina Health - Maple Grove
- Allina Health - Richfield
- Allina Health - Shakopee

Children's | Minnesota

- Metropolitan Pediatric Specialists - Edina
- Metropolitan Pediatric Specialists - Shakopee
- Partners in Pediatrics Brooklyn Park
- Partners in Pediatrics Calhoun
- Partners in Pediatrics Maple Grove
- Partners in Pediatrics Plymouth
- Partners in Pediatrics Rogers

HealthPartners Clinics

- HealthPartners - Bloomington

• HealthPartners - West  
Hennepin County Medical Center (HCMC) Clinics

- HCMC Clinics - Brooklyn Park Clinic
- HCMC Clinics - Golden Valley Clinic
- HCMC Clinics - Richfield Clinic
- HCMC Clinics - St. Anthony Village Clinic

North Clinic

- North Clinic - Maple Grove Office
- North Clinic - Osseo Office
- North Clinic - Plymouth

North Memorial

- North Memorial Clinic - New Hope

Park Nicollet Health Services

- Park Nicollet Clinic - Bloomington
- Park Nicollet Clinic - Brookdale
- Park Nicollet Clinic - Carlson
- Park Nicollet Clinic - Maple Grove
- Park Nicollet Clinic - Plymouth
- Park Nicollet Clinic - Prior Lake
- Park Nicollet Clinic - Shakopee

• Park Nicollet Clinic - St. Louis Park Pediatrics

South Lake Pediatrics

- South Lake Pediatrics - Chaska
- South Lake Pediatrics - Childrens West
- South Lake Pediatrics - Eden Prairie
- South Lake Pediatrics - Maple Grove
- South Lake Pediatrics - Minnetonka
- South Lake Pediatrics - Plymouth

Southdale Pediatric Associates, Ltd

- Southdale Pediatric Associates, Ltd - Eden Prairie
- Southdale Pediatric Associates, Ltd - Edina

Wayzata Children's Clinic

- Wayzata Children's Clinic - Chaska
- Wayzata Children's Clinic - Maple Grove
- Wayzata Children's Clinic - Minnetonka
- Wayzata Children's Clinic - Spring Park

## Central - 30 out of 74 (41 percent)

Allina Health Clinics

- Allina Health - Annandale
- Allina Health - Buffalo
- Allina Health - Cambridge
- Allina Health - Elk River
- Allina Health - North Branch
- Allina Health - St. Michael

CentraCare Health

- CentraCare Clinic - Becker
- Centracare Clinic-SCMG Clearwater Medical Clinic
- Centracare Clinic-SCMG Northwest
- Centracare Clinic-SCMG St. Cloud Medical Group South
- CentraCare Health Paynesville- Cold Spring
- CentraCare Health Plaza- Pediatrics

• CentraCare Health- Sauk Centre

Cuyuna Regional Medical Center

- Cuyuna Regional Medical Center - Baxter

Essentia Health

- EH Central Baxter Clinic
- EH Central Brainerd Clinic
- EH Central Pillager Clinic
- EH West Menahga Clinic

Gateway Family Health Clinic

- Gateway Family Health Clinic - Hinckley
- Gateway Family Health Clinic - Sandstone

HealthPartners Clinics

- HealthPartners - Elk River

Lakewood Health System

• Lakewood Health System - Motley Clinic

• Lakewood Health System - Pillager Clinic

• Lakewood Health System - Staples Clinic

Stellis Health, PA

• Stellis Health - Albertville-St. Michael Clinic

• Stellis Health-Buffalo Clinic

• Stellis Health-Monticello Clinic

Unity Family Healthcare, Family Medical Center

• Family Medical Center

• Randall Lakes Area Clinic

Wayzata Children's Clinic

• Wayzata Children's Clinic - Delano

## Northwest - 13 out of 33 (40 percent)

Essentia Health

- EH West Ada Clinic
- EH West Detroit Lakes Clinic
- EH West Fosston Clinic
- EH West Mahnommen Clinic
- EH West Moorhead
- EH West Park Rapids Clinic
- EH West Pelican Rapids Clinic

Sanford Health - Fargo Region

• Perham Health Clinic

• Sanford Bemidji 1611 Anne St Clinic - Pediatrics

• Sanford Blackduck Clinic

• Sanford Health Pelican Rapids Clinic

• Sanford Moorhead Clinic - Family Medicine

• Sanford Moorhead Clinic - Pediatrics

## Southwest - Nine out of 39 (23 percent)

Affiliated Community Medical Centers

- Affiliated Community Medical Centers - Litchfield Clinic (East)
- Affiliated Community Medical Centers - Litchfield Clinic (West)
- Affiliated Community Medical Centers - Redwood Falls Clinic
- Affiliated Community Medical Centers - Willmar Clinic

Alexandria Clinic

• Alexandria Clinic, A Service of Douglas County Hospital

Dawson Clinic

• Johnson Memorial Health Services - Dawson Clinic

Glencoe Regional Health Services

• Glencoe Regional Health Services - Glencoe

• Glencoe Regional Health Services - Lester Prairie

Hutchinson Health

• Hutchinson Health - Hutchinson Clinic

### Minneapolis - 14 out of 26 (54 percent)

- Allina Health Clinics
  - Allina Health - East Lake Street
- Children's | Minnesota
  - Children's General Pediatric Clinic - Minneapolis
- Community University Health Care Center
- HealthPartners Clinics
  - HealthPartners - Riverside
- Hennepin County Medical Center (HCMC) Clinics
  - HCMC Clinics - Downtown Pediatric Clinic
  - HCMC Clinics - East Lake Clinic
  - HCMC Clinics - Whittier Clinic
- Indian Health Board of Minneapolis
  - Native American Community Clinic
- Neighborhood Healthsource
  - Neighborhood HealthSource - Sheridan Clinic
  - Neighborhood HealthSource-Central Clinic
- NorthPoint Health & Wellness Center
- Southside Community Health Services
- University of Minnesota Physicians
  - University of Minnesota Physicians - Broadway Family Medicine Clinic

### Northeast - 21 out of 34 (62 percent)

- Essentia Health
  - EH East Chisholm Clinic
  - EH East Deer River Clinic
  - EH East Duluth Clinic 1st St
  - EH East Grand Rapids Clinic
  - EH East Hermantown Clinic
  - EH East Hibbing Clinic
  - EH East International Falls Clinic
  - EH East Lakeside Clinic
  - EH East Lakewalk Clinic
  - EH East Northern Pines Clinic
  - EH East Proctor Clinic
  - EH East Virginia Clinic
- Fairview Mesaba Clinics
  - Range Regional Health Services dba Fairview
- Mesaba Clinic - Hibbing
  - Range Regional Health Services dba Fairview Mesaba Clinic - Mountain Iron
- Gateway Family Health Clinic
  - Gateway Family Health Clinic - Moose Lake
- Grand Itasca Clinic
- St. Luke's Clinics
  - St Luke's Clinics-Denfeld
  - St Luke's Clinics-Miller Creek
  - St Luke's Clinics-Mount Royal
  - St Luke's Clinics-P.S. Rudie Medical Clinic
  - St Luke's Clinics-Pediatrics

### South Dakota - Five out of 24 (21 percent)

- Sanford Health - Sioux Falls Region
  - Sanford Health Ipswich Clinic
  - Sanford Health Mitchell Clinic
  - Sanford Sioux Falls 26th & Sycamore
- Family Medicine Clinic
  - Sanford Sioux Falls Children's Clinic 26th & Sycamore Clinic
  - Sanford Sioux Falls Children's Clinic 69th & Louise Clinic

### North Dakota - Eight out of 26 (31 percent)

- Essentia Health
  - EH West Jamestown Clinic
  - EH West South University Clinic
  - EH West Valley City Clinic
  - EH West Wahpeton Clinic
  - EH West West Acres Clinic
- EH West West Fargo Clinic
- Sanford Health - Fargo Region
  - Sanford Fargo Broadway Clinic - Pediatrics
  - Sanford Fargo Children's Southwest Clinic

### Southeast - 21 out of 61 (34 percent)

- Allina Health Clinics
  - Allina Health - Faribault
  - Allina Health - Northfield
- Gundersen Health System
  - Gundersen Health System - La Crescent Clinic
- Mankato Clinic, Ltd.
  - Mankato Clinic - Children's Health Center
  - Mankato Clinic - Daniel's Health Center
- Mayo Clinic
  - Mayo Clinic - Baldwin Building, Family Medicine
  - Mayo Clinic - Baldwin Building, Pediatrics
  - Mayo Clinic - Kasson
  - Mayo Clinic - Northeast
  - Mayo Clinic - Northwest
  - Mayo Family Clinic Southeast
- Mayo Clinic Health System
  - Mayo Clinic Health System - Franciscan Healthcare in LaCrescent
  - Mayo Clinic Health System Le Sueur
- Olmsted Medical Center
  - Olmsted Medical Center - Byron Clinic
  - Olmsted Medical Center - Chatfield Clinic
  - Olmsted Medical Center - Plainview Clinic
  - Olmsted Medical Center - Preston Clinic
  - Olmsted Medical Center - Rochester Northwest
  - Olmsted Medical Center - Rochester Southeast
  - Olmsted Medical Center - St. Charles Clinic
  - Olmsted Medical Center - Stewartville Clinic

### Saint Paul - 13 out of 25 (52 percent)

- Allina Health Clinics
  - Allina Health - Bandana Square
  - Allina Health - Highland Park
  - Allina Health - Hopkins
- Central Pediatrics
  - Central Pediatrics St. Paul
- Children's | Minnesota
  - Children's General Pediatric Clinic - St. Paul
- HealthEast Clinics
  - HealthEast Rice Street Clinic
  - HealthEast Roselawn Clinic
- HealthPartners Clinics
  - HealthPartners - Como
  - HealthPartners - Midway
  - HealthPartners - St Paul
- West Side Community Health Services
  - West Side Community Health Services - East Side Family Clinic
  - West Side Community Health Services - La Clinica
  - West Side Community Health Services - McDonough Homes Clinic

### Wisconsin - Six out of 13 (46 percent)

- Allina Health Clinics
  - Allina Health - Prescott
- Essentia Health
  - EH East Ashland Clinic
  - EH East Hayward Clinic
  - EH East Spooner Clinic
  - EH East Superior Clinic
- St. Luke's Clinics
  - St Luke's Clinics-Mariner Medical Clinic

## Medical Group Results

### Highest Performers in 2017

Results by medical group showed an average of 90 percent of pediatric patients ages 3-17 had appropriate documentation of counseling for physical activity and nutrition if their BMI percentile from an overweight/obesity assessment was greater than or equal to 85. **Nine medical groups** set the benchmark of 100 percent. There were 46 of 103 medical groups with rates and confidence interval fully above the statewide average. The high-performing medical groups are listed below from high to low performance. An asterisk (\*) indicates a Top performer for this measure based on unadjusted results.

- All About Children Pediatrics - Children's Health Network\*
- Central Pediatrics\*
- Dakota Pediatrics, P.A.\*
- Mayo Clinic\*
- Native American Community Clinic\*
- North Metro Pediatrics\*
- NorthPoint Health & Wellness Center\*
- Synergy Family Physicians, P.A.\*
- Wayzata Children's Clinic\*
- South Lake Pediatrics
- Southdale Pediatric Associates, Ltd
- North Clinic
- Mendakota Pediatrics Ltd
- Gateway Family Health Clinic
- Stellis Health, PA
- Children's | Minnesota
- Unity Family Healthcare, Family Medical Center
- Alexandria Clinic
- Olmsted Medical Center
- Fairview Mesaba Clinics
- Southside Community Health Services
- Glencoe Regional Health Services
- Lake Superior Community Health Center
- Hutchinson Health
- Fridley Children's & Teenagers' Medical Center - Children's Physician Network
- Hennepin County Medical Center (HCMC) Clinics
- Essentia Health
- Neighborhood Healthsource
- Dawson Clinic
- HealthEast Clinics
- Lakewood Health System
- St. Luke's Clinics
- Eagan Valley Pediatrics
- West Side Community Health Services
- Allina Health Clinics
- Northfield Hospital + Clinics
- AALFA Family Clinic
- Grand Itasca Clinic
- Indian Health Board of Minneapolis
- Mankato Clinic, Ltd.
- Community University Health Care Center
- CentraCare Health
- Park Nicollet Health Services
- Cuyuna Regional Medical Center
- Entira Family Clinics
- Affiliated Community Medical Centers

### Biggest improvement from 2016–2017

The largest improvement since report year 2016 in Pediatric Preventive Care: Overweight Counseling (medical group results) was made by **Entira Family Clinics** whose score increased by 62 percentage points, from 30 percent to 93 percent.

## Medical group performance over time (2015-2017)

We reviewed the data to identify patterns of performance in medical groups with three years of data beginning in 2015. We looked for patterns of consistently high performance, consistent improvement, consistent decreases and/or relative stability. The results are below in alphabetical order.

Twenty-eight medical groups achieved consistently high performance and above average rates over the past three years for Pediatric Preventive Care: Overweight Counseling:

Affiliated Community Medical Centers	Hennepin County Medical Center (HCMC) Clinics
Alexandria Clinic	Mankato Clinic, Ltd.
All About Children Pediatrics - Children's Health Network	Mayo Clinic
Allina Health Clinics	Mendakota Pediatrics Ltd
CentraCare Health	Native American Community Clinic
Central Pediatrics	North Clinic
Children's   Minnesota	North Metro Pediatrics
Community University Health Care Center	NorthPoint Health & Wellness Center
Dakota Pediatrics, P.A.	Park Nicollet Health Services
Eagan Valley Pediatrics	South Lake Pediatrics
Fairview Mesaba Clinics	St. Luke's Clinics
Fridley Children's & Teenagers' Medical Center - Children's Physician Network	Synergy Family Physicians, P.A
Glencoe Regional Health Services	Unity Family Healthcare, Family Medical Center
	Wayzata Children's Clinic
	West Side Community Health Services

Fifteen medical groups showed consistent improvement over three years:

AALFA Family Clinic	Lakewood Health System
Avera Medical Group	Neighborhood Healthsource
Cuyuna Regional Medical Center	Olmsted Medical Center
FirstLight Health System	Ortonville Area Health Services-Northside Medical Clinic
Grand Itasca Clinic	Prairie Ridge Hospital & Health Services
Gundersen Health System	Sleepy Eye Medical Center
Lake Region Healthcare	St. Croix Regional Medical Center
Lake Superior Community Health Center	

One medical groups had rates that were relatively stable over three years:

Catalyst Medical Clinic

Two medical groups shows consistent decreases over three years:

Lac Qui Parle Clinic  
Riverwood Healthcare Center

The remaining forty-two medical groups did not have a discernible pattern over three years.



## SECTION II. EFFECTIVE CLINICAL CARE MEASURES

This section includes data for the following 30 measures of effective clinical care:

- **Controlling High Blood Pressure** - Measures the percentage of patients ages 18-85 who had a diagnosis of hypertension (HTN) and whose blood pressure was adequately controlled during the measurement year.
- **Depression measures** - Based on denominator of patients age 18 and older with major depression or dysthymia and initial PHQ-9 score greater than nine:
  - **Remission at Six Months** - Percentage of patients whose PHQ-9 score at six months is less than five.
  - **Response at Six Months** - Percentage of patients whose PHQ-9 score at six months decreased at least 50 percent from their initial score.
  - **PHQ-9 Follow-up at Six Months** - Percentage of patients who had a follow-up PHQ-9 test at six months from the index contact date.
  - **Depression Remission at 12 Months** - Percentage of patients whose PHQ-9 score at 12 months is less than five.
  - **Depression Response at 12 Months** - Percentage of patients whose PHQ-9 score at 12 months decreased at least 50 percent from their initial score.
  - **Depression PHQ-9 Follow-up at 12 Months** - Percentage of patients who had a follow-up PHQ-9 test at 12 months from the index contact date.
  - **PHQ-9 Utilization** - Percentage of patients who had a PHQ-9 completed during the measurement period.
- **Follow-Up Care for Children Prescribed ADHD Medication** - Measures the percentage of children 6-12 years old with a newly prescribed attention-deficit/hyperactivity disorder (ADHD) medication who had one follow-up visit with a practitioner with prescribing authority within 30 days of the first ADHD medication being dispensed.
- **Maternity Care: C-Section Rate** - Measures the percentage of live, singleton, vertex position, term newborns who were delivered via cesarean section to nulliparous women (first birth).
- **Optimal Asthma Control - Adults** - Measures the percentage of adults (ages 18-50) who have asthma and meet specified targets to control their asthma.
- **Optimal Asthma Control - Children** - Measures the percentage of children (ages 5-17) who have asthma and meet specified targets to control their asthma.
- **Optimal Diabetes Care** - Measures the percentage of adults who have type 1 or type 2 diabetes with optimally managed modifiable risk factors.
- **Optimal Vascular Care** - Measures the percentage of adults who have ischemic vascular disease (IVD) with optimally managed modifiable risk factors.
- **Use of Spirometry Testing in the Assessment and Diagnosis of COPD** - Measures the percentage of patients 40 years of age and older with a new diagnosis or newly active chronic obstructive pulmonary disease (COPD) who received appropriate spirometry testing to confirm the diagnosis.
- **Spinal Surgery: Lumbar Spinal Fusion measures**
  - Percentage of procedures with both pre-operative and one year post-operative Oswestry Disability Index (ODI) administered.
  - Average change in ODI at one year post-operative (functional status).
  - Percentage of procedures with both pre-operative and one year post-operative PROMIS Global Health (PGH) administered.
  - Average change in PGH Physical Health Status at one year post-operative (Health Related Quality of Life status).
  - Average change in PGH Mental Health Status at one year post-operative (Health Related Quality of Life status).
- **Spinal Surgery: Lumbar Discectomy/Laminotomy measures**
  - Percentage of procedures with both pre-operative and one year post-operative Oswestry Disability Index (ODI) administered.
  - Average change in ODI at one year post-operative (functional status).
  - Percentage of procedures with both pre-operative and one year post-operative PROMIS Global Health (PGH) administered.
  - Average change in PGH Physical Health Status at one year post-operative (Health Related Quality of Life status).
  - Average change in PGH Mental Health Status at one year post-operative (Health Related Quality of Life status).
- **Total Knee Replacement measures**
  - Percent of procedures with both pre-operative and one year post-operative Oxford Knee Score (OKS) administered.
  - Average change in OKS at one year post-operative (functional status).
  - Percentage of procedures with both pre-operative and one year post-operative PROMIS Global Health (PGH) administered.
  - Average change in PGH Physical Health Status at one year post-operative (Health Related Quality of Life status).
  - Average change in PGH Mental Health Status at one year post-operative (Health Related Quality of Life status).

# Controlling High Blood Pressure

Hypertension, or high blood pressure, is associated with serious health effects, such as coronary heart disease, stroke, and retinopathy. Control of high blood pressure can substantially reduce the chance of complications and reduce the risk of developing other conditions.

This measure reflects the percentage of patients ages 18-85 with a diagnosis of hypertension whose blood pressure was adequately controlled based on the following criteria:

- Patients ages 18-59 whose blood pressure was less than 140/90 mmHg
- Patients ages 60-85 with a diagnosis of diabetes whose blood pressure was less than 140/90 mmHg
- Patients ages 60-85 without a diagnosis of diabetes whose blood pressure was less than 150/90 mmHg

The representative blood pressure is the most recent blood pressure reading during the measurement year (as long as the blood pressure reading occurred following the hypertension diagnosis).

The statewide rate for Controlling High Blood Pressure was 78 percent. **Table 13** displays the details of the 2017 rate. **Figure 8** displays the statewide rate over time. The statewide rate has increased by nearly two percentage points since 2016.

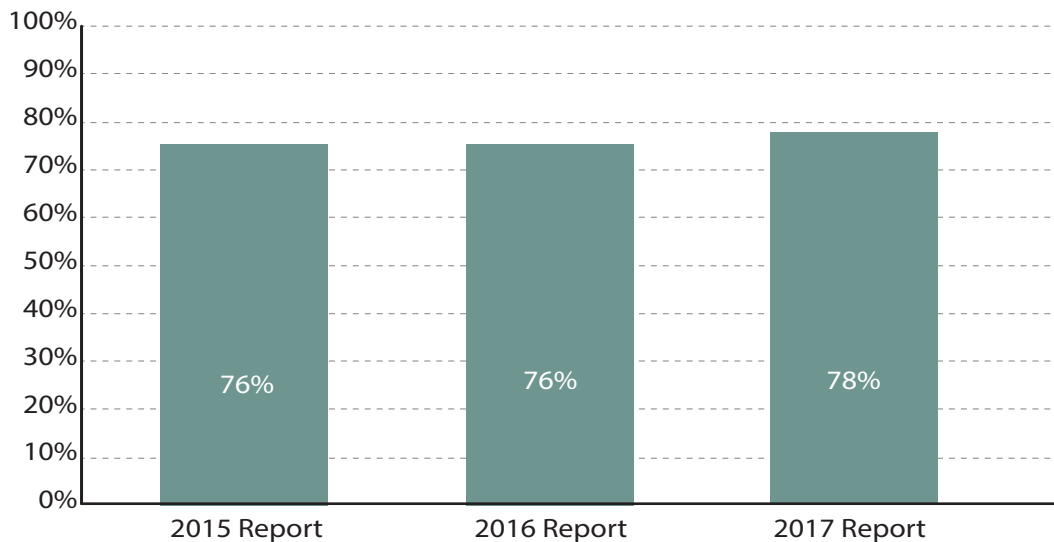
Data collected for this measure are from health plan claims and medical record review.

**TABLE 13: STATEWIDE RATE FOR CONTROLLING HIGH BLOOD PRESSURE**

	Statewide Average (Weighted)	95% CI	Numerator (Patients who met treatment goals)	Denominator (Patients Sampled)	Total Eligible
Controlling High Blood Pressure	77.5%	76.9%-78.2%	11,197	15,688	313,012

\*Statewide Average (above) includes those patients attributed to a medical group AND those who could not be attributed to a medical group.

**FIGURE 8: CONTROLLING HIGH BLOOD PRESSURE OVER TIME**



Caution is recommended when making comparisons from year to year. Annual rate differences can occur due to natural variation, changes in measurement specifications, changes in data sources and other factors.



## Medical Group Results

### Highest Performers in 2017

The medical group average<sup>^</sup> showed that an average of 79 percent of patients with high blood pressure were appropriately controlled. **Northwest Family Physicians** set the benchmark of 94 percent. There were 12 of 67 medical groups with rates and confidence intervals fully above the medical group average. These groups are listed below from high to low performance. An asterisk (\*) indicates Top 5 performer for this measure based on unadjusted results.

- Northwest Family Physicians\*
- Mayo Clinic Health System - Mankato\*
- Entira Family Clinics\*
- Affiliated Community Medical Centers\*
- Stellis Health, PA\*
- St. Luke's Clinics
- Hutchinson Health
- Essentia Health
- Park Nicollet Health Services
- Fairview Medical Group
- Allina Health Clinics
- Allina Health Specialties

### Biggest improvement from 2016-2017

The largest improvement since report year 2016 in Controlling High Blood Pressure (medical group results) was made by **Stevens Community Medical Center** whose rate increased by almost 24 percentage points, from 40 percent to 64 percent.

### Medical group performance over time (2015-2017)

We reviewed the data to identify patterns of medical group performance in medical groups with three years of data beginning in 2015. We looked for patterns of consistently high performance, consistent improvement, consistent decreases and/or relative stability. The results are below in alphabetical order.

Five medical groups achieved consistently high performance and above average rates over the past three years for Controlling High Blood Pressure:

Allina Health Clinics  
Allina Health Specialties  
Entira Family Clinics

Fairview Medical Group  
Park Nicollet Health Services

<sup>^</sup>For HEDIS measures, the medical group average includes patients who are attributed to a medical group. Conversely, the statewide average includes all patients - those attributed to a medical group and those who are not.

Ten medical groups showed consistent improvement over three years:

FirstLight Health System	Northwest Family Physicians
HealthPartners Clinics	Olmsted Medical Center
Lake Region Medical Group PA	Raiter Clinic, LTD - IHN
Mayo Clinic Health System - Fairmont	St. Luke's Clinics
Mayo Clinic Health System - Mankato	
Mayo Clinic Health System - Red Wing	

One medical group had rates that were relatively stable over three years:

CentraCare Health

Four medical groups showed a consistent decrease over three years:

Mayo Clinic Health System - Waseca  
Pipestone Family Clinic, Avera  
Ridgeview Clinics  
Sanford Health - Sioux Falls Region

The remaining forty-four medical groups did not have a discernible pattern over three years.

Please see next page.

## Depression Remission, Response, and PHQ-9 Follow-Up at Six Months

Depression is a serious mental illness and affects over five percent of adult Americans on any given day. Depression is commonly associated with difficulty with performing daily activities. Treatment can help improve the symptoms of depression.

Depression **Remission** at Six Months is defined as the percentage of patients with major depression or dysthymia and an initial PHQ-9 score greater than nine whose PHQ-9 score at six months was less than five. The statewide rate for Depression **Remission** at Six Months is eight percent. **Table 14** displays the details of the statewide rate. **Figure 9** displays the statewide rates over time. The rate remained stable from 2016 to 2017.

Depression **Response** at Six Months is defined as the percentage of patients whose PHQ-9 score at six months decreased by at least 50 percent from their initial PHQ-9 score. The statewide rate for Depression **Response** at Six Months is 14 percent. **Table 14** displays the details of the statewide rate. **Figure 9** displays the statewide rates over time. The rate increased by one percentage point from 2016 to 2017.

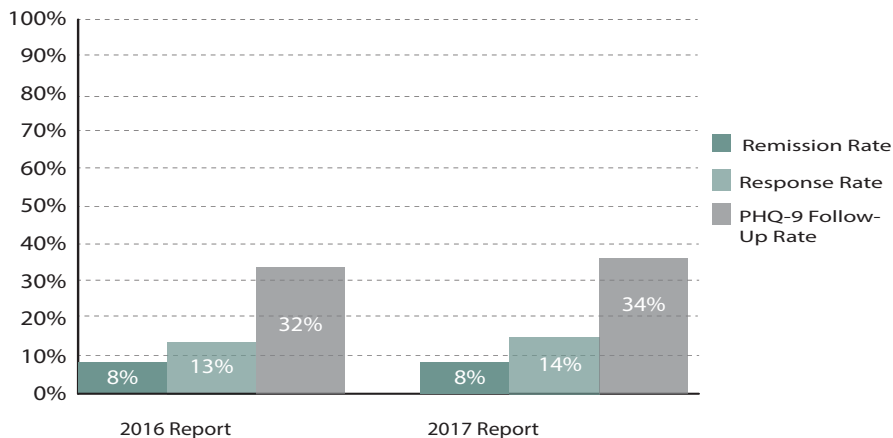
**PHQ-9 Follow-up** at Six Months is defined as the percentage of patients with a diagnosis of major depression or dysthymia and a PHQ-9 score at the index contact greater than nine who have a follow-up PHQ-9 test at six months from the index contact date. The statewide rate for PHQ-9 Follow-up at Six Months is 34 percent. **Table 14** displays the details of the statewide rate. **Figure 9** displays the statewide rates over time. The rate increased by two percentage points from 2016 to 2017.

Data collected for this measure are submitted directly to MNMCM by medical groups/clinics from electronic health records or paper-based medical charts.

**TABLE 14: STATEWIDE RATE FOR DEPRESSION REMISSION, RESPONSE, AND PHQ-9 FOLLOW-UP AT SIX MONTHS**

	Statewide Average	95% CI	Numerator (Patients who met treatment goals)	Denominator
Depression <b>Remission</b> at Six Months	7.9%	7.7%-8.1%	7,269	91,960
Depression <b>Response</b> at Six Months	13.5%	13.3%-13.8%	12,441	91,960
PHQ-9 <b>Follow-Up</b> at Six Months	33.8%	33.5%-34.1%	31,081	91,960

**FIGURE 9: STATEWIDE RATES FOR DEPRESSION REMISSION, RESPONSE, AND PHQ-9 FOLLOW-UP AT SIX MONTHS OVER TIME**



Caution is recommended when making comparisons from year to year. Annual rate differences can occur due to natural variation, changes in measurement specifications, changes in data sources and other factors. See Appendix 8 - General Guidelines for Comparing MNMCM Results over Time.

PERFORMANCE HIGHLIGHTS FOR DEPRESSION REMISSION AT SIX MONTHS

## Clinic Results

### Highest Performers in 2017

Clinic results showed an average of eight percent of patients with depression were in remission at six months (had a PHQ-9 score of less than five). **Entira Family Clinics - West St. Paul** set the benchmark of 34 percent. Based on risk adjusted results, there were 83 of 475 clinics with rates that were statistically above the expected result for their patient mix. The high-performing clinics are listed below in alphabetical order under their medical group name. An asterisk (\*) indicates a Top 15 performer for this measure based on risk adjusted results.

#### Allina Health Clinics

- Allina Health - Annandale
- Allina Health - Bandana Square
- Allina Health - Buffalo
- Allina Health - Burnsville
- Allina Health - Cambridge
- Allina Health - Centennial Lakes
- Allina Health - Chaska
- Allina Health - Coon Rapids
- Allina Health - Dean Lakes
- Allina Health - Eagan
- Allina Health - Elk River
- Allina Health - Faribault
- Allina Health - Farmington
- Allina Health - First Street
- Allina Health - Forest Lake
- Allina Health - Highland Park
- Allina Health - Inver Grove Heights
- Allina Health - Maple Grove
- Allina Health - Northfield
- Allina Health - Oakdale Clinic
- Allina Health - Plymouth
- Allina Health - Prescott
- Allina Health - Shoreview

#### CentraCare Health

- CentraCare Clinic - Becker
- CentraCare Clinic - Northway
- CentraCare Clinic - St. Joseph
- CentraCare Clinic - Big Lake
- CentraCare Health- Long Prairie\*
- CentraCare Health- Melrose
- CentraCare Health Plaza-Family Medicine
- CentraCare Health- Sauk Centre\*
- CentraCare River Campus-Internal Medicine

#### Entira Family Clinics

- Entira Family Clinics - Highland
- Entira Family Clinics - Inver Grove Heights
- Entira Family Clinics - Shoreview
- Entira Family Clinics - Vadnais Heights
- Entira Family Clinics - West St. Paul\*
- Entira Family Clinics - White Bear Lake/Banning Ave
- Entira Family Clinics - White Bear Lake-Bellaire Avenue
- Entira Family Clinics - Woodbury

#### Fairview Health Services

- Fairview Andover Clinic
- Fairview Hiawatha Clinic
- Fairview Rogers Clinic
- Fairview Savage Clinic
- Fairview Zimmerman Clinic

#### HealthPartners Clinics

- HealthPartners - Apple Valley
- HealthPartners - Arden Hills
- HealthPartners - Elk River
- HealthPartners - Hugo\*
- HealthPartners - Inver Grove Behav Hlth
- HealthPartners - Lino Lakes\*
- HealthPartners - Roseville
- HealthPartners - White Bear Lake

#### Mayo Clinic

- Mayo Clinic - Northeast
- Mayo Clinic - Northwest\*

#### North Memorial

- North Memorial Clinic - Golden Valley Physicians

#### Olmsted Medical Center

- Olmsted Medical Center - St. Charles

#### Clinic

#### Park Nicollet Health Services

- Park Nicollet Clinic - Bloomington\*
- Park Nicollet Clinic - Brookdale
- Park Nicollet Clinic - Burnsville
- Park Nicollet Clinic - Carlson
- Park Nicollet Clinic - Champlin\*
- Park Nicollet Clinic - Chanhassen
- Park Nicollet Clinic - Creekside
- Park Nicollet Clinic - Eagan\*
- Park Nicollet Clinic - Golden Valley\*
- Park Nicollet Clinic - Maple Grove
- Park Nicollet Clinic - Minneapolis\*
- Park Nicollet Clinic - Plymouth
- Park Nicollet Clinic - Prairie Center
- Park Nicollet Clinic - Prior Lake
- Park Nicollet Clinic - Psychiatry
- Park Nicollet Clinic - Shakopee\*
- Park Nicollet Clinic - Shorewood
- Park Nicollet Clinic - St. Louis Park Family Medicine
- Park Nicollet Clinic - St. Louis Park Internal Medicine
- Park Nicollet Clinic - Target Health and Well-Being Center\*
- Park Nicollet Clinic - Wayzata\*

#### Sanford Health - Fargo Region

- Sanford Bemidji Main Clinic - Internal Medicine
- Sanford Fargo Broadway Clinic - Behavioral Health
- Sanford Fargo Southpointe Clinic
- Sanford Thief River Falls Clinic

#### Sanford Health - Sioux Falls Region

- Sanford Lakefield Clinic\*

### Biggest improvement from 2016–2017

The largest improvement since report year 2016 in Depression Remission at Six Months (clinic results) was made by **Allina Health - Prescott** whose score increased by 15 percentage points, from 4 percent to 19 percent.

### Clinic performance over time (2015-2017)

Not applicable due to measure specification changes.

# Regional Clinic Results

## Highest performers in 2017 by region

Clinic results showed differences in performance for Depression Remission at Six Months among the different geographic regions in Minnesota. Boundaries of the nine regions were determined by synthesizing health care and geopolitical data, including from the Metropolitan Council and State of Minnesota. The results have been organized to identify areas of the state with the highest proportion of high-performing clinics. The nine regions are listed below with the number of high-performing clinics shown along with the total number of clinics that submitted data. The high-performing clinics are listed under their medical group name in alphabetical order by region.

### East Metro - 26 out of 85 (31 percent)

**Allina Health Clinics**

- Allina Health - Burnsville
- Allina Health - Coon Rapids
- Allina Health - Eagan
- Allina Health - Farmington
- Allina Health - First Street
- Allina Health - Forest Lake
- Allina Health - Inver Grove Heights
- Allina Health - Oakdale Clinic
- Allina Health - Shoreview

**Entira Family Clinics**

- Entira Family Clinics - Inver Grove

**Heights**

- Entira Family Clinics - Shoreview
- Entira Family Clinics - Vadnais Heights
- Entira Family Clinics - West St. Paul
- Entira Family Clinics - White Bear Lake/Banning Ave
- Entira Family Clinics - White Bear Lake-Bellaire Avenue
- Entira Family Clinics - Woodbury

**Fairview Health Services**

- Fairview Andover Clinic

**HealthPartners Clinics**

- HealthPartners - Apple Valley
  - HealthPartners - Arden Hills
  - HealthPartners - Hugo
  - HealthPartners - Inver Grove Behav Hlth
  - HealthPartners - Lino Lakes
  - HealthPartners - Roseville
  - HealthPartners - White Bear Lake
- Park Nicollet Health Services**
- Park Nicollet Clinic - Burnsville
  - Park Nicollet Clinic - Eagan

### West Metro - 25 out of 82 (30 percent)

**Allina Health Clinics**

- Allina Health - Centennial Lakes
- Allina Health - Chaska
- Allina Health - Dean Lakes
- Allina Health - Maple Grove
- Allina Health - Plymouth

**Fairview Health Services**

- Fairview Rogers Clinic
- Fairview Savage Clinic

**North Memorial**

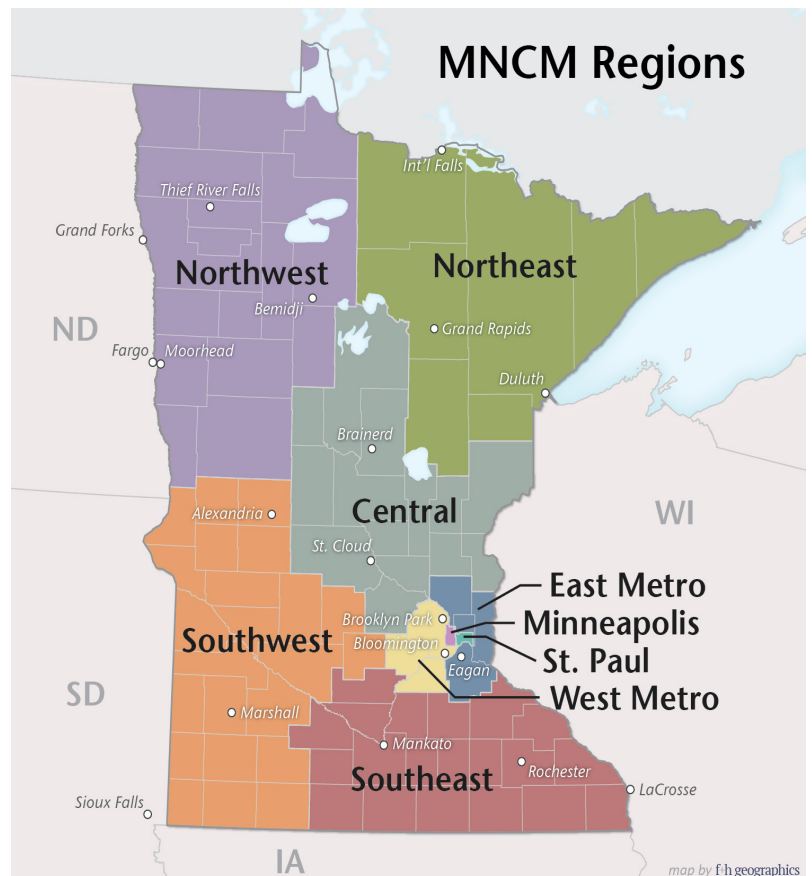
- North Memorial Clinic - Golden Valley Physicians

**Park Nicollet Health Services**

- Park Nicollet Clinic - Bloomington
- Park Nicollet Clinic - Brookdale
- Park Nicollet Clinic - Carlson
- Park Nicollet Clinic - Champlin
- Park Nicollet Clinic -

**Chanhassen**

- Park Nicollet Clinic - Creekside
- Park Nicollet Clinic - Golden Valley
- Park Nicollet Clinic - Maple Grove
- Park Nicollet Clinic - Plymouth
- Park Nicollet Clinic - Prairie Center
- Park Nicollet Clinic - Prior Lake
- Park Nicollet Clinic - Psychiatry
- Park Nicollet Clinic - Shakopee
- Park Nicollet Clinic - Shorewood
- Park Nicollet Clinic - St. Louis Park Family Medicine
- Park Nicollet Clinic - St. Louis Park Internal Medicine
- Park Nicollet Clinic - Wayzata



### Central - 15 out of 52 (29 percent)

#### Allina Health Clinics

- Allina Health - Annandale
- Allina Health - Buffalo
- Allina Health - Cambridge
- Allina Health - Elk River

#### CentraCare Health

- CentraCare Clinic - Becker
- CentraCare Clinic - Northway
- CentraCare Clinic - St. Joseph
- CentraCare Clinic- Big Lake
- CentraCare Health- Long Prairie
- CentraCare Health- Melrose
- CentraCare Health Plaza-Family Medicine
- CentraCare Health- Sauk Centre
- CentraCare River Campus-Internal Medicine

#### Fairview Health Services

- Fairview Zimmerman Clinic

#### HealthPartners

- HealthPartners - Elk River

### Southwest - One out of 43 (Two percent)

#### Sanford Health - Sioux Falls Region

- Sanford Lakefield Clinic

### North Dakota - Two out of 16 (10 percent)

#### Sanford Health - Fargo Region

- Sanford Fargo Broadway Clinic - Behavioral Health
- Sanford Fargo Southpointe Clinic

### Wisconsin - One out of Ten (38 percent)

#### Allina Health Clinics

- Allina Health - Prescott

### Minneapolis - Three out of 43 (Seven percent)

#### Fairview Health Services

- Fairview Hiawatha Clinic

#### Park Nicollet Health Services

- Park Nicollet Clinic - Minneapolis
- Park Nicollet Clinic - Target Health and Well-Being Center

### Northwest - Two out of 21 (Ten percent)

#### Sanford Health - Fargo Region

- Sanford Bemidji Main Clinic - Internal Medicine
- Sanford Thief River Falls Clinic

### Southeast - Five out of 58 (Nine percent)

#### Allina Health Clinics

- Allina Health - Faribault
- Allina Health - Northfield

#### Mayo Clinic

- Mayo Clinic - Northeast
- Mayo Clinic - Northwest

#### Olmsted Medical Center

- Olmsted Medical Center - St. Charles Clinic

### Saint Paul - Three out of 32 (Nine percent)

#### Allina Health Clinics

- Allina Health - Bandana Square
- Allina Health - Highland Park

#### Entira Family Clinics

- Entira Family Clinics - Highland



## Medical Group Results

### Highest Performers in 2017

Results by medical group showed an average of eight percent of patients with depression were in remission at six months (had a PHQ-9 score of less than five). **Park Nicollet Health Services** set the benchmark of 18 percent. Based on risk adjusted results, there were six of 100 medical groups with rates that were statistically above the expected result for their patient mix. The high-performing medical groups are listed below from high to low performance. An asterisk (\*) indicates a Top 5 performer for this measure based on risk adjusted results.

- Park Nicollet Health Services\*
- Entira Family Clinics\*
- CentraCare Health\*
- Allina Health Clinics\*
- HealthPartners Clinics\*
- Sanford Health - Fargo Region

### Biggest improvement from 2016–2017

The largest improvement since report year 2016 in Depression Remission at 6 Months (medical group results) was made by **Burnsville Family Physicians** whose score increased by nine percent from 3 percent to 12 percent.

### Medical group performance over time (2015-2017)

Not applicable due to measure specification changes.

PERFORMANCE HIGHLIGHTS FOR DEPRESSION RESPONSE AT SIX MONTHS

## Clinic Results

### Highest Performers in 2017

Clinic results showed that an average of 14 percent of patients with depression whose PHQ-9 score at six months decreased by at least 50 percent from their initial PHQ-9 score. **Park Nicollet Clinic - Eagan** set the benchmark of 43 percent. Based on risk adjusted results, there were 98 of 475 clinics with rates that were statistically above the expected result for their patient mix. The high-performing clinics are listed below in alphabetical order under their medical group name. An asterisk (\*) indicates a Top 15 performer for this measure based on risk adjusted results.

#### Allina Health Clinics

- Allina Health - Annandale\*
- Allina Health - Bandana Square
- Allina Health - Blaine
- Allina Health - Buffalo
- Allina Health - Cambridge
- Allina Health - Centennial Lakes
- Allina Health - Chaska
- Allina Health - Coon Rapids
- Allina Health - Dean Lakes\*
- Allina Health - Eagan
- Allina Health - Edina
- Allina Health - Elk River
- Allina Health - Faribault
- Allina Health - Farmington
- Allina Health - First Street
- Allina Health - Forest Lake
- Allina Health - Highland Park
- Allina Health - Inver Grove Heights
- Allina Health - Northfield
- Allina Health - Oakdale Clinic
- Allina Health - Plymouth
- Allina Health - Prescott
- Allina Health - Richfield
- Allina Health - Savage
- Allina Health - Shakopee
- Allina Health - Shoreview
- Allina Health - St. Michael
- Allina Health - West St. Paul

#### Allina Health Specialties

- Allina Health Specialties - New Ulm Medical Center

#### Boynton Health Service

- Boynton Health Service

#### CentraCare Health

- CentraCare Clinic - Becker
- CentraCare Clinic - Northway
- CentraCare Clinic- Big Lake
- CentraCare Health- Long Prairie\*
- CentraCare Health- Melrose
- CentraCare Health Plaza-Family Medicine
- CentraCare Health Plaza-Internal Medicine

- CentraCare Health- Sauk Centre
- CentraCare River Campus-Internal Medicine

#### Entira Family Clinics

- Entira Family Clinics - Highland
- Entira Family Clinics - Inver Grove Heights
- Entira Family Clinics - Shoreview
- Entira Family Clinics - Vadnais Heights
- Entira Family Clinics - West St. Paul\*
- Entira Family Clinics - White Bear Lake/Banning Ave
- Entira Family Clinics - White Bear Lake-Bellaire Avenue\*
- Entira Family Clinics - Woodbury

#### Fairview Health Services

- Fairview Elk River Clinic
- Fairview Hiawatha Clinic
- Fairview Milaca Clinic
- Fairview Rogers Clinic
- Fairview Zimmerman Clinic

#### FirstLight Health System

- FirstLight Health System - Mora

#### HealthPartners Clinics

- HealthPartners - Arden Hills
- HealthPartners - Elk River
- HealthPartners - Hugo\*
- HealthPartners - Inver Grove Behav Hlth
- HealthPartners - Lino Lakes\*
- HealthPartners - Roseville
- HealthPartners - West Behav Hlth
- HealthPartners - White Bear Lake

#### Mankato Clinic, Ltd.

- Mankato Clinic - Department of Psychiatry & Psychology

#### Mayo Clinic

- Mayo Clinic - Northeast
- Mayo Clinic - Northwest

#### North Memorial

- North Memorial Clinic - Golden Valley Physicians

#### Park Nicollet Health Services

- Park Nicollet Clinic - Bloomington\*

- Park Nicollet Clinic - Brookdale
- Park Nicollet Clinic - Burnsville
- Park Nicollet Clinic - Carlson
- Park Nicollet Clinic - Champlin\*
- Park Nicollet Clinic - Chanhassen
- Park Nicollet Clinic - Creekside
- Park Nicollet Clinic - Eagan\*
- Park Nicollet Clinic - Golden Valley\*
- Park Nicollet Clinic - Lakeville
- Park Nicollet Clinic - Maple Grove
- Park Nicollet Clinic - Minneapolis\*
- Park Nicollet Clinic - Plymouth
- Park Nicollet Clinic - Prairie Center
- Park Nicollet Clinic - Prior Lake
- Park Nicollet Clinic - Psychiatry
- Park Nicollet Clinic - Rogers
- Park Nicollet Clinic - Shakopee\*
- Park Nicollet Clinic - Shorewood
- Park Nicollet Clinic - St. Louis Park Family Medicine
- Park Nicollet Clinic - St. Louis Park Internal Medicine\*
- Park Nicollet Clinic - Target Health and Well-Being Center\*
- Park Nicollet Clinic - Wayzata

#### Sanford Health - Fargo Region

- Sanford Bemidji Main Clinic - Internal Medicine
- Sanford Fargo Broadway Clinic - Behavioral Health
- Sanford Fargo Broadway Clinic - Internal Medicine
- Sanford Fargo Professional Building - Behavioral Health
- Sanford Fargo Southpointe Clinic
- Sanford Fargo Southpointe Clinic - Internal Medicine
- Sanford Health Detroit Lakes Clinic
- Sanford Moorhead Clinic - Behavioral Health
- Sanford Thief River Falls Clinic
- Sanford Health -Sioux Falls Region
- Sanford Lakefield Clinic

### **Biggest improvement from 2016–2017**

The largest improvement since report year 2016 in Depression Response at 6 Months (clinic level results) was made by **Park Nicollet Clinic - Target Health and Well-Being Center** whose score increased by almost 28 percentage points, from 13 percent to 40 percent.

### **Clinic performance over time (2015-2017)**

Not applicable due to measure specification changes.

# Regional Clinic Results

## Highest Performers in 2017 by region

Clinic results showed differences in performance for Depression Response at Six Months among the different geographic regions in Minnesota. Boundaries of the nine regions were determined by synthesizing health care and geopolitical data, including from the Metropolitan Council and State of Minnesota. The results have been organized to identify areas of the state with the highest proportion of high-performing clinics. The nine regions are listed below with the number of high-performing clinics shown along with the total number of clinics that submitted data. The high-performing clinics are listed under their medical group name in alphabetical order by region.

### East Metro - 26 out of 85 (31 percent)

**Allina Health Clinics**

- Allina Health - Blaine
- Allina Health - Coon Rapids
- Allina Health - Eagan
- Allina Health - Farmington
- Allina Health - First Street
- Allina Health - Forest Lake
- Allina Health - Inver Grove Heights
- Allina Health - Oakdale Clinic
- Allina Health - Shoreview
- Allina Health - West St. Paul

**Entira Family Clinics**

- Entira Family Clinics - Inver Grove Heights
- Entira Family Clinics - Shoreview
- Entira Family Clinics - Vadnais Heights
- Entira Family Clinics - West St. Paul
- Entira Family Clinics - White Bear Lake/Banning Ave
- Entira Family Clinics - White Bear Lake-Bellaire Avenue
- Entira Family Clinics - Woodbury

**HealthPartners Clinics**

- HealthPartners - Arden Hills
  - HealthPartners - Hugo
  - HealthPartners - Inver Grove Behav Hlth
  - HealthPartners - Lino Lakes
  - HealthPartners - Roseville
  - HealthPartners - White Bear Lake
- Park Nicollet Health Services**
- Park Nicollet Clinic - Burnsville
  - Park Nicollet Clinic - Eagan
  - Park Nicollet Clinic - Lakeville

### Central - 19 out of 52 (37 percent)

**Allina Health Clinics**

- Allina Health - Annandale
- Allina Health - Buffalo
- Allina Health - Cambridge
- Allina Health - Elk River
- Allina Health - St. Michael

**CentraCare Health**

- CentraCare Clinic - Becker
- CentraCare Clinic - Northway
- CentraCare Clinic- Big Lake
- CentraCare Health- Long Prairie
- CentraCare Health- Melrose
- CentraCare Health Plaza-Family Medicine
- CentraCare Health Plaza-Internal Medicine
- CentraCare Health- Sauk Centre
- CentraCare River Campus-Internal Medicine

**Fairview Health Services**

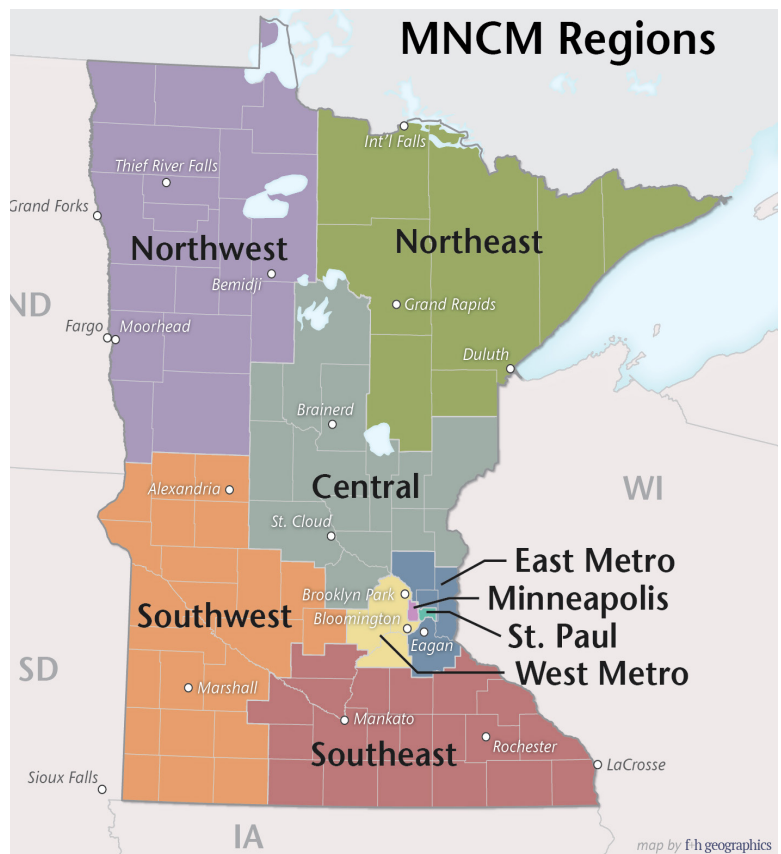
- Fairview Elk River Clinic
- Fairview Milaca Clinic
- Fairview Zimmerman Clinic

**FirstLight Health System**

- FirstLight Health System - Mora

**HealthPartners Clinics**

- HealthPartners - Elk River



**Saint Paul - Three out of 32 (Nine percent)**

- Allina Health Clinics
  - Allina Health - Bandana Square
  - Allina Health - Highland Park
- Entira Family Clinics
  - Entira Family Clinics - Highland

**Minneapolis - Four out of 43 (Nine percent)**

- Boynton Health Service
  - Boynton Health Service
- Fairview Health Services
  - Fairview Hiawatha Clinic
- Park Nicollet Health Services
  - Park Nicollet Clinic - Minneapolis
  - Park Nicollet Clinic - Target Health and Well-Being Center

**Northwest - Four out of 21 (19 percent)**

- Sanford Health - Fargo Region
  - Sanford Bemidji Main Clinic - Internal Medicine
  - Sanford Health Detroit Lakes Clinic
  - Sanford Moorhead Clinic - Behavioral Health
  - Sanford Thief River Falls Clinic

**Southwest - One out of 43 (Two percent)**

- Sanford Health - Sioux Falls Region
  - Sanford Lakefield Clinic

**Southeast - Six out of 58 (Ten percent)**

- Allina Health Clinics
  - Allina Health - Faribault
  - Allina Health - Northfield
- Allina Health Specialties
  - Allina Health Specialties - New Ulm Medical Center
- Mankato Clinic, Ltd.
  - Mankato Clinic - Department of Psychiatry & Psychology
- Mayo Clinic
  - Mayo Clinic - Northeast
  - Mayo Clinic - Northwest

**West Metro - 29 out of 82 (35 percent)**

- |  |   |
|--|---|
| <ul style="list-style-type: none"> <li>Allina Health Clinics           <ul style="list-style-type: none"> <li>• Allina Health - Centennial Lakes</li> <li>• Allina Health - Chaska</li> <li>• Allina Health - Dean Lakes</li> <li>• Allina Health - Edina</li> <li>• Allina Health - Plymouth</li> <li>• Allina Health - Richfield</li> <li>• Allina Health - Savage</li> <li>• Allina Health - Shakopee</li> </ul> </li> <li>Fairview Health Services           <ul style="list-style-type: none"> <li>• Fairview Rogers Clinic</li> </ul> </li> <li>HealthPartners Clinics           <ul style="list-style-type: none"> <li>• HealthPartners - West Behav Hlth</li> </ul> </li> <li>North Memorial           <ul style="list-style-type: none"> <li>• North Memorial Clinic - Golden Valley</li> </ul> </li> <li>Physicians           <ul style="list-style-type: none"> <li>• North Memorial Clinic - Golden Valley</li> </ul> </li> <li>Park Nicollet Health Services           <ul style="list-style-type: none"> <li>• Park Nicollet Clinic - Bloomington</li> <li>• Park Nicollet Clinic - Brookdale</li> <li>• Park Nicollet Clinic - Carlson</li> <li>• Park Nicollet Clinic -</li> </ul> </li> </ul> | <ul style="list-style-type: none"> <li>Champlin           <ul style="list-style-type: none"> <li>• Park Nicollet Clinic - Chanhassen</li> <li>• Park Nicollet Clinic - Creekside</li> <li>• Park Nicollet Clinic - Golden Valley</li> <li>• Park Nicollet Clinic - Maple Grove</li> <li>• Park Nicollet Clinic - Plymouth</li> <li>• Park Nicollet Clinic - Prairie Center</li> <li>• Park Nicollet Clinic - Prior Lake</li> <li>• Park Nicollet Clinic - Psychiatry</li> <li>• Park Nicollet Clinic - Rogers</li> <li>• Park Nicollet Clinic - Shakopee</li> <li>• Park Nicollet Clinic - Shorewood</li> <li>• Park Nicollet Clinic - St. Louis Park Family Medicine</li> <li>• Park Nicollet Clinic - St. Louis Park Internal Medicine</li> <li>• Park Nicollet Clinic - Wayzata</li> </ul> </li> </ul> |
|--|---|

**Wisconsin - One out of Ten (38 percent)**

- Allina Health Clinics
  - Allina Health - Prescott

**North Dakota - Five out of 16 (31 percent)**

- Sanford Health - Fargo Region
  - Sanford Fargo Broadway Clinic - Behavioral Health
  - Sanford Fargo Broadway Clinic - Internal Medicine
  - Sanford Fargo Professional Building - Behavioral Health
  - Sanford Fargo Southpointe Clinic
  - Sanford Fargo Southpointe Clinic - Internal Medicine

## Medical Group Results

### Highest Performers in 2017

Medical group results showed that an average of 14 percent of patients with depression whose PHQ-9 score at six months decreased by at least 50 percent from their initial PHQ-9 score. **Park Nicollet Health Services** set the benchmark of 28 percent. Based on risk adjusted results, there were nine of 100 medical groups with rates that were statistically above the expected result for their patient mix. The high-performing medical groups are listed below from high to low performance. An asterisk (\*) indicates a Top 5 performer for this measure based on risk adjusted results.

- Park Nicollet Health Services\*
- Entira Family Clinics\*
- CentraCare Health \*
- Allina Health Clinics\*
- Boynton Health Service\*
- HealthPartners Clinics
- Allina Health Specialties
- Sanford Health - Fargo Region
- Mankato Clinic, Ltd.

### Biggest improvement from 2016–2017

The largest improvement since report year 2016 in Depression Response at Six Months (medical group results) was made by **Burnsville Family Physicians** and **Mental Health Resources** whose scores increased by 11 percentage points.

### Clinic performance over time (2015-2017)

Not applicable due to measure specification changes.

PERFORMANCE HIGHLIGHTS FOR PHQ-9 FOLLOW-UP AT SIX MONTHS

## Clinic Results

### Highest Performers in 2017

Clinic results showed an average of 34 percent of patients with a diagnosis of major depression or dysthymia and a PHQ-9 score at the index contact greater than nine had a follow-up PHQ-9 test at six months from the index contact date. **Park Nicollet Clinic - Eagan** set the benchmark of 69 percent. Based on risk adjusted results, there were 112 of 476 clinics with rates that were statistically above the expected result for their patient mix. The high-performing clinics are listed below in alphabetical order under their medical group name. An asterisk (\*) indicates a Top 15 performer for this measure based on risk adjusted results.

#### Allina Health Clinics

- Allina Health - Annandale
- Allina Health - Bandana Square
- Allina Health - Blaine
- Allina Health - Bloomington
- Allina Health - Brooklyn Park
- Allina Health - Buffalo
- Allina Health - Burnsville
- Allina Health - Cambridge
- Allina Health - Centennial Lakes
- Allina Health - Champlin
- Allina Health - Chaska
- Allina Health - Coon Rapids
- Allina Health - Dean Lakes
- Allina Health - Eagan
- Allina Health - Edina
- Allina Health - Elk River
- Allina Health - Faribault
- Allina Health - Farmington\*
- Allina Health - First Street
- Allina Health - Forest Lake
- Allina Health - Highland Park
- Allina Health - Maple Grove
- Allina Health - Northfield
- Allina Health - Oakdale Clinic
- Allina Health - Plymouth
- Allina Health - Richfield
- Allina Health - Savage
- Allina Health - Shakopee
- Allina Health - Shoreview
- Allina Health - St. Michael
- Allina Health - Vadnais Heights
- Allina Health - West St. Paul

#### Allina Health Specialties

- Allina Health Specialties - Allina Mental Health - ANW

- Allina Health Specialties - Allina Mental Health - United
- Allina Health Specialties - Allina Mental Health - Unity
- Allina Health Specialties - New Ulm Medical Center
- Boynton Health Service
  - Boynton Health Service
- CentraCare Health
  - CentraCare Clinic - Becker
  - CentraCare Clinic - Northway
  - CentraCare Clinic - St. Joseph
  - CentraCare Health- Long Prairie
  - CentraCare Health- Melrose
  - CentraCare Health Plaza-Family Medicine
  - CentraCare Health Plaza- Internal Medicine
  - CentraCare Health- Sauk Centre
  - CentraCare River Campus- Internal Medicine

#### Entira Family Clinics

- Entira Family Clinics - East Side
- Entira Family Clinics - Highland\*
- Entira Family Clinics - North St. Paul
- Entira Family Clinics - Shoreview
- Entira Family Clinics - Vadnais Heights
- Entira Family Clinics - West St. Paul\*
- Entira Family Clinics - White Bear Lake/Banning Ave
- Entira Family Clinics - White

#### Bear Lake-Bellaire Avenue

- Entira Family Clinics - Woodbury

#### Fairview Health Services

- Fairview Hiawatha Clinic
- Fairview Rogers Clinic
- Fairview Zimmerman Clinic

#### HealthPartners Central Minnesota Clinics

#### HealthPartners Clinics

- HealthPartners - Arden Hills
- HealthPartners - Inver Grove Behav Hlth\*
- HealthPartners - Lino Lakes
- HealthPartners - Maplewood
- HealthPartners - Regions BH Maplewood\*
- HealthPartners - Regions BH St Paul\*
- HealthPartners - Regions BH Woodbury\*
- HealthPartners - Riverside Behav Hlth
- HealthPartners - Roseville
- HealthPartners - West Behav Hlth

#### Mankato Clinic, Ltd.

- Mankato Clinic - Department of Psychiatry & Psychology\*
- Mankato Clinic - Main Street
- Mankato Clinic - North Mankato
- Mankato Clinic - Wickersham Campus

#### Minnesota Mental Health Clinics

- Minnesota Mental Health



## Highest Performers in 2017

- Clinics - Eagan Clinic
- Minnesota Mental Health Clinics- Lakeville Clinic
- Olmsted Medical Center
  - Olmsted Medical Center - Rochester Southeast - Psychiatry
  - Olmsted Medical Center - St. Charles Clinic
- Park Nicollet Health Services
  - Park Nicollet Clinic - Bloomington
  - Park Nicollet Clinic - Brookdale
  - Park Nicollet Clinic - Burnsville
  - Park Nicollet Clinic - Carlson
  - Park Nicollet Clinic - Champlin\*
  - Park Nicollet Clinic - Chanhassen
  - Park Nicollet Clinic - Creekside
  - Park Nicollet Clinic - Eagan\*
  - Park Nicollet Clinic - Golden Valley
  - Park Nicollet Clinic - Lakeville
  - Park Nicollet Clinic - Maple Grove
  - Park Nicollet Clinic - Minneapolis\*
- Park Nicollet Clinic - Plymouth\*
- Park Nicollet Clinic - Prairie Center
- Park Nicollet Clinic - Prior Lake
- Park Nicollet Clinic - Psychiatry\*
- Park Nicollet Clinic - Rogers
- Park Nicollet Clinic - Shakopee\*
- Park Nicollet Clinic - Shorewood
- Park Nicollet Clinic - St. Louis Park Family Medicine
- Park Nicollet Clinic - St. Louis Park Internal Medicine
- Park Nicollet Clinic - Target Health and Well-Being Center\*
- Park Nicollet Clinic - Wayzata
- Sanford Health - Fargo Region
  - Sanford Bemidji Main Clinic - Internal Medicine
  - Sanford Fargo Broadway Clinic - Behavioral Health
  - Sanford Fargo Broadway Clinic - Internal Medicine
  - Sanford Fargo Professional Building - Behavioral Health
  - Sanford Fargo Resident Clinic
  - Sanford Fargo Southpointe
- Clinic
  - Sanford Health Detroit Lakes Clinic
  - Sanford Moorhead Clinic - Behavioral Health
  - Sanford Moorhead Clinic - Internal Medicine
- Sanford Health - Sioux Falls Region
  - Sanford Luverne Clinic
- St. Luke's Clinics
  - St Luke's Clinics-Mental Health
- University of Minnesota Physicians
  - University of Minnesota Health - Psychiatry Clinic

## Biggest improvement from 2016–2017

The largest improvement since report year 2016 in PHQ-9 Follow-up at Six Months (clinic level results) was made by **Park Nicollet Clinic - St. Louis Park Internal Medicine** whose scores increased by 31 percentage points, from 33 percent to 64 percent.

## Clinic performance over time (2015-2017)

Not applicable due to measure specification changes.

## Regional Clinic Results

### Highest performers in 2017 by region

Clinic results showed differences in performance for PHQ-9 Follow-up at Six Months among the different geographic regions in Minnesota. Boundaries of the nine regions were determined by synthesizing health care and geopolitical data, including from the Metropolitan Council and State of Minnesota. The results have been organized to identify areas of the state with the highest proportion of high-performing clinics. The nine regions are listed below with the number of high-performing clinics shown along with the total number of clinics that submitted data. The high-performing clinics are listed under their medical group name in alphabetical order by region.

#### East Metro - 31 out of 85 (36 percent)

##### Allina Health Clinics

- Allina Health - Blaine
- Allina Health - Burnsville
- Allina Health - Coon Rapids
- Allina Health - Eagan
- Allina Health - Farmington
- Allina Health - First Street
- Allina Health - Forest Lake
- Allina Health - Oakdale Clinic
- Allina Health - Shoreview
- Allina Health - Vadnais Heights
- Allina Health - West St. Paul

##### Allina Health Specialties

- Allina Health Specialties - Allina Mental Health Unity

##### Entira Family Clinics

- Entira Family Clinics - North St. Paul

- Entira Family Clinics - Shoreview
- Entira Family Clinics - Vadnais Heights
- Entira Family Clinics - West St. Paul
- Entira Family Clinics - White Bear Lake/ Banning Ave
- Entira Family Clinics - White Bear Lake- Bellaire Avenue
- Entira Family Clinics - Woodbury

##### HealthPartners Clinics

- HealthPartners - Arden Hills
- HealthPartners - Inver Grove Behav Hlth
- HealthPartners - Lino Lakes
- HealthPartners - Maplewood
- HealthPartners - Regions BH Maplewood
- HealthPartners - Regions BH

##### Woodbury

- HealthPartners - Roseville

##### Minnesota Mental Health Clinics

- Minnesota Mental Health Clinics - Eagan Clinic
- Minnesota Mental Health Clinics- Lakeville Clinic

##### Park Nicollet Health Services

- Park Nicollet Clinic - Burnsville
- Park Nicollet Clinic - Eagan
- Park Nicollet Clinic - Lakeville

#### West Metro - 32 out of 82 (27 percent)

##### Allina Health Clinics

- Allina Health - Bloomington
- Allina Health - Brooklyn Park
- Allina Health - Centennial Lakes
- Allina Health - Champlin
- Allina Health - Chaska
- Allina Health - Dean Lakes
- Allina Health - Edina
- Allina Health - Maple Grove
- Allina Health - Plymouth
- Allina Health - Richfield
- Allina Health - Savage
- Allina Health - Shakopee

##### Fairview Health Services

- Fairview Rogers Clinic

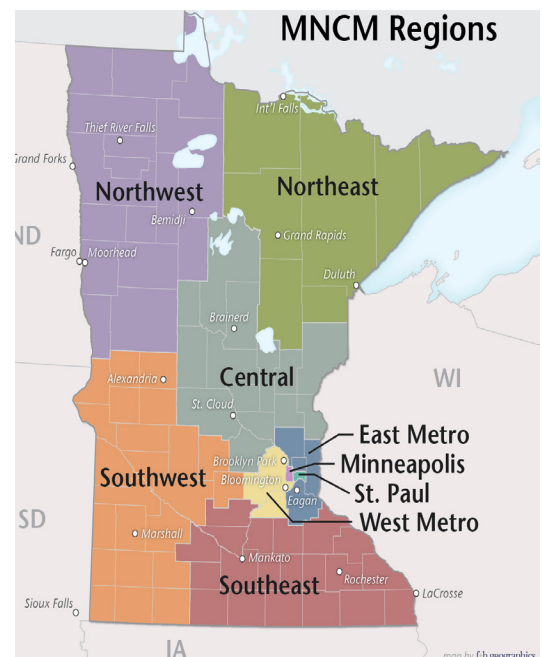
##### HealthPartners Clinics

- HealthPartners - West Behav Hlth

##### Park Nicollet Health Services

- Park Nicollet Clinic - Bloomington
- Park Nicollet Clinic - Brookdale

- Park Nicollet Clinic - Carlson
- Park Nicollet Clinic - Champlin
- Park Nicollet Clinic - Chanhassen
- Park Nicollet Clinic - Creekside
- Park Nicollet Clinic - Golden Valley
- Park Nicollet Clinic - Maple Grove
- Park Nicollet Clinic - Plymouth
- Park Nicollet Clinic - Prairie Center
- Park Nicollet Clinic - Prior Lake
- Park Nicollet Clinic - Psychiatry
- Park Nicollet Clinic - Rogers
- Park Nicollet Clinic - Shakopee
- Park Nicollet Clinic - Shorewood
- Park Nicollet Clinic - St. Louis Park Family Medicine
- Park Nicollet Clinic - St. Louis Park Internal Medicine
- Park Nicollet Clinic - Wayzata



**Central - 16 out of 52 (31 percent)**

## Allina Health Clinics

- Allina Health - Annandale
- Allina Health - Buffalo
- Allina Health - Cambridge
- Allina Health - Elk River
- Allina Health - St. Michael

## CentraCare Health

- CentraCare Clinic - Becker
- CentraCare Clinic - Northway
- CentraCare Clinic - St. Joseph
- CentraCare Health- Long Prairie
- CentraCare Health- Melrose
- CentraCare Health Plaza-Family Medicine
- CentraCare Health Plaza-Internal Medicine
- CentraCare Health- Sauk Centre
- CentraCare River Campus-Internal Medicine

## Fairview Health Services

- Fairview Zimmerman Clinic

## HealthPartners Central Minnesota Clinics

**Southeast - Nine out of 58 (16 percent)**

## Allina Health Clinics

- Allina Health - Faribault
- Allina Health - Northfield

## Allina Health Specialties

- Allina Health Specialties - New Ulm Medical Center

## Mankato Clinic, Ltd.

- Mankato Clinic - Department of Psychiatry & Psychology
- Mankato Clinic - Main Street
- Mankato Clinic - North Mankato
- Mankato Clinic - Wickersham Campus

## Olmsted Medical Center

- Olmsted Medical Center - Rochester Southeast - Psychiatry
- Olmsted Medical Center - St. Charles Clinic

**Northeast - One out of 18 (Six percent)**

## St. Luke's Clinics

- St Luke's Clinics-Mental Health

**Minneapolis - Seven out of 43 (16 percent)**

## Allina Health Specialties

- Allina Health Specialties - Allina Mental Health - ANW

## Boynton Health Service

- Boynton Health Service

## Fairview Health Services

- Fairview Hiawatha Clinic

## HealthPartners Clinics

- HealthPartners - Riverside Behav Hlth

## Park Nicollet Health Services

- Park Nicollet Clinic - Minneapolis
- Park Nicollet Clinic - Target Health and Well-Being Center

## University of Minnesota Physicians

- University of Minnesota Health - Psychiatry Clinic

**Northwest - Four out of 21 (19 percent)**

## Sanford Health - Fargo Region

- Sanford Bemidji Main Clinic - Internal Medicine
- Sanford Health Detroit Lakes Clinic
- Sanford Moorhead Clinic - Behavioral Health
- Sanford Moorhead Clinic - Internal Medicine

**North Dakota - Five out of 16 (31 percent)**

## Sanford Health - Fargo Region

- Sanford Fargo Broadway Clinic - Behavioral Health
- Sanford Fargo Broadway Clinic - Internal Medicine
- Sanford Fargo Professional Building - Behavioral Health
- Sanford Fargo Resident Clinic
- Sanford Fargo Southpointe Clinic

**Saint Paul - Six out of 32 (19 percent)**

## Allina Health Clinics

- Allina Health - Bandana Square
- Allina Health - Highland Park

## Allina Health Specialties

- Allina Health Specialties - Allina Mental Health - United

## Entira Family Clinics

- Entira Family Clinics - East Side
- Entira Family Clinics - Highland

## HealthPartners Clinics

- HealthPartners - Regions BH St Paul

**Southwest - One out of 43 (Two percent)**

## Sanford Health - Sioux Falls Region

- Sanford Luverne Clinic

## Medical Group Results

### Highest Performers in 2017

Medical group results showed an average of 34 percent of patients with a diagnosis of major depression or dysthymia and a PHQ-9 score at the index contact greater than nine had a follow-up PHQ-9 test at six months from the index contact date. **Park Nicollet Health Services** set the benchmark of 58 percent. Based on risk adjusted results, there were 13 of 94 medical groups with rates that were statistically above the expected result for their patient mix. The high-performing medical groups are listed below from high to low performance. An asterisk (\*) indicates a Top 5 performer for this measure based on risk adjusted results.

- Park Nicollet Health Services\*
- CentraCare Health\*
- Allina Health Specialties\*
- Entira Family Clinics\*
- Allina Health Clinics
- Mankato Clinic, Ltd.\*
- HealthPartners Clinics
- HealthPartners Central Minnesota Clinics
- Zumbro Valley Health Center
- Sanford Health - Fargo Region
- Olmsted Medical Center
- Boynton Health Service
- Minnesota Mental Health Clinics

### Biggest improvement from 2016–2017

The largest improvement since report year 2016 in PHQ-9 Follow-up at Six Months (medical group results) was made by **Grand Itasca Clinic** whose score increased by 23 percentage points, from 9 percent to 32 percent.

### Clinic performance over time (2015-2017)

Not applicable due to measure specification changes.

Please see next page.

## Depression Remission, Response, and PHQ-9 Follow-Up at 12 Months

Depression **Remission** at 12 Months is defined as the percentage of patients with major depression or dysthymia and an initial PHQ-9 score greater than nine whose PHQ-9 score at 12 months was less than five. The statewide rate for Depression **Remission** at 12 Months is six percent. **Table 15** displays the details of the statewide rate. **Figure 10** displays the statewide rates over time. The rate increased by one percentage point from 2016 to 2017.

Depression **Response** at 12 Months is defined as the percentage of patients whose PHQ-9 score at 12 months decreased by at least 50 percent from their initial PHQ-9 score. The statewide rate for Depression **Response** at 12 Months is 11 percent. **Table 15** displays the details of the statewide rate. **Figure 10** displays the statewide rates over time. The rate increased by two percentage points from 2016 to 2017.

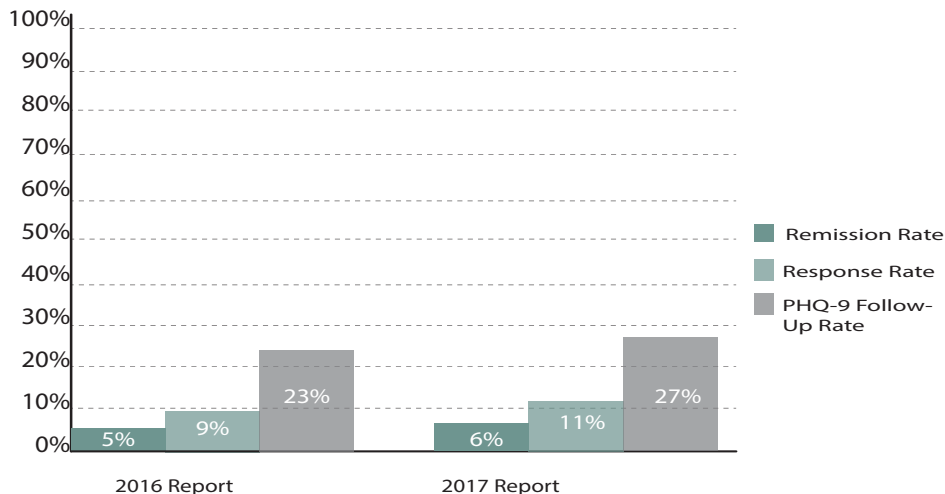
**PHQ-9 Follow-up** at 12 Months is defined as the percentage of patients with a diagnosis of major depression or dysthymia and a PHQ-9 score at the index contact greater than nine who have a follow-up PHQ-9 test at 12 months from the index contact date. The statewide rate for PHQ-9 Follow-up at 12 Months is 27 percent. **Table 15** displays the details of the statewide rate. **Figure 10** displays the statewide rates over time. The rate increased by four percentage points from 2016 to 2017.

Data collected for this measure are submitted directly to MNCM by medical groups/clinics from electronic health records or paper-based medical charts.

**TABLE 15: STATEWIDE RATE FOR DEPRESSION REMISSION, RESPONSE, AND PHQ-9 FOLLOW-UP AT 12 MONTHS**

	Statewide Average	95% CI	Numerator (Patients who met treatment goals)	Denominator
Depression <b>Remission</b> at 12 Months	6.4%	6.3% - 6.6%	5,898	91,960
Depression <b>Response</b> at 12 Months	10.8%	10.6% - 11.0%	9,972	91,960
PHQ-9 <b>Follow-Up</b> at 12 Months	27.3%	27.1% - 27.6%	25,143	91,960

**FIGURE 10: STATEWIDE RATES FOR DEPRESSION REMISSION, RESPONSE, AND PHQ-9 FOLLOW-UP AT 12 MONTHS OVER TIME**



Caution is recommended when making comparisons from year to year. Annual rate differences can occur due to natural variation, changes in measurement specifications, changes in data sources and other factors. See Appendix 8 - General Guidelines for Comparing MNCM Results over Time.

PERFORMANCE HIGHLIGHTS FOR DEPRESSION REMISSION AT 12 MONTHS

## Clinic Results

### Highest Performers in 2017

Clinic results showed that an average of six percent of patients with depression were in remission at 12 months (had a PHQ-9 score of less than five). **Entira Family Clinics - West St. Paul** set the benchmark of 39 percent. Based on risk adjusted results, there were 73 of 475 clinics with rates that were statistically above the expected result for their patient mix. The high-performing clinics are listed below in alphabetical order under their medical group name. An asterisk (\*) indicates a Top 15 performer for this measure based on risk adjusted results.

#### Alexandria Clinic

#### Allina Health Clinics

- Allina Health - Annandale\*
- Allina Health - Blaine
- Allina Health - Brooklyn Park
- Allina Health - Buffalo
- Allina Health - Champlin
- Allina Health - Chaska\*
- Allina Health - Cokato
- Allina Health - Eagan
- Allina Health - Edina
- Allina Health - Elk River
- Allina Health - Faribault
- Allina Health - Farmington\*
- Allina Health - First Street
- Allina Health - Highland Park
- Allina Health - Maplewood
- Allina Health - Plymouth
- Allina Health - Prescott
- Allina Health - Richfield
- Allina Health - Shakopee
- Allina Health - Shoreview
- Allina Health - St. Francis Health Services - Jordan
- Allina Health - St. Michael
- Allina Health - Vadnais Heights
- Allina Health - West St. Paul

#### CentraCare Health

- CentraCare Health- Long Prairie
- CentraCare Health- Sauk Centre

#### Entira Family Clinics

- Entira Family Clinics - Como/Roseville
- Entira Family Clinics - Highland\*

- Entira Family Clinics - North St. Paul
- Entira Family Clinics - Shoreview\*
- Entira Family Clinics - Vadnais Heights
- Entira Family Clinics - West St. Paul\*
- Entira Family Clinics - White Bear Lake/Banning Ave\*
- Entira Family Clinics - White Bear Lake-Bellaire Avenue\*
- Entira Family Clinics - Woodbury\*

#### FirstLight Health System

- FirstLight Health System - Hinckley
- FirstLight Health System - Mora
- FirstLight Health System - Pine City

#### Grand Itasca Clinic

#### HealthPartners Clinics

- HealthPartners - Anoka
- HealthPartners - Arden Hills
- HealthPartners - Como
- HealthPartners - Elk River
- HealthPartners - Hlth Ctr for Women
- HealthPartners - Inver Grove Behav Hlth
- HealthPartners - Lino Lakes\*
- HealthPartners - Roseville
- HealthPartners - University Ave
- HealthPartners - White Bear Lake

#### Mankato Clinic, Ltd.

- Mankato Clinic - North Mankato

#### Mayo Clinic

- Mayo Clinic - Baldwin Building, Primary Care Internal Medicine
- Mayo Clinic - Kasson
- Mayo Clinic - Northeast

- Mayo Clinic - Northwest\*

#### Olmsted Medical Center

- Olmsted Medical Center - Byron Clinic\*
- Olmsted Medical Center - Chatfield Clinic
- Olmsted Medical Center - Pine Island Clinic
- Olmsted Medical Center - Rochester Northwest
- Olmsted Medical Center - Stewartville Clinic

#### Park Nicollet Health Services

- Park Nicollet Clinic - Burnsville
- Park Nicollet Clinic - Champlin
- Park Nicollet Clinic - Creekside
- Park Nicollet Clinic - Eagan\*
- Park Nicollet Clinic - Golden Valley\*
- Park Nicollet Clinic - Maple Grove
- Park Nicollet Clinic - Plymouth
- Park Nicollet Clinic - St. Louis Park Internal Medicine

#### Sanford Health - Fargo Region

- Sanford Fargo Professional Building - Behavioral Health
- Sanford Fargo Southpointe Clinic
- Sanford Moorhead Clinic - Behavioral Health

#### Sanford Health - Sioux Falls Region

- Sanford Lakefield Clinic\*

#### Stillwater Medical Group

- Stillwater Medical Group - Curve Crest Clinic

### Biggest improvement from 2016–2017

The largest improvement since report year 2016 in Depression Remission at 12 Months (clinic results) was made by **Entira Family Clinics - West St. Paul**, whose score increased by over 26 percentage points, from 13 percent to 39 percent.

### Clinic performance over time (2015-2017)

Not applicable due to measure specification changes.



# Regional Clinic Results

## Highest performers in 2017 by region

Clinic results showed differences in performance for Depression Remission at 12 Months among the different geographic regions in Minnesota. Boundaries of the nine regions were determined by synthesizing health care and geopolitical data, including from the Metropolitan Council and State of Minnesota. The results have been organized to identify areas of the state with the highest proportion of high-performing clinics. The nine regions are listed below with the number of high-performing clinics shown along with the total number of clinics that submitted data. The high-performing clinics are listed under their medical group name in alphabetical order by region.

### East Metro - 24 out of 85 (28 percent)

**Allina Health Clinics**

- Allina Health - Blaine
- Allina Health - Eagan
- Allina Health - Farmington
- Allina Health - First Street
- Allina Health - Maplewood
- Allina Health - Shoreview
- Allina Health - Vadnais Heights
- Allina Health - West St. Paul

**Entira Family Clinics**

- Entira Family Clinics - North St. Paul
- Entira Family Clinics - Shoreview

- Entira Family Clinics - Vadnais Heights
- Entira Family Clinics - West St. Paul
- Entira Family Clinics - White Bear Lake/Banning Ave
- Entira Family Clinics - White Bear Lake-Bellaire Avenue
- Entira Family Clinics - Woodbury

**HealthPartners Clinics**

- HealthPartners - Anoka
- HealthPartners - Arden Hills
- HealthPartners - Inver Grove Behav Hlth

- HealthPartners - Lino Lakes
  - HealthPartners - Roseville
  - HealthPartners - White Bear Lake
- Park Nicollet Health Services**
- Park Nicollet Clinic - Burnsville
  - Park Nicollet Clinic - Eagan
- Stillwater Medical Group**
- Stillwater Medical Group - Curve Crest Clinic

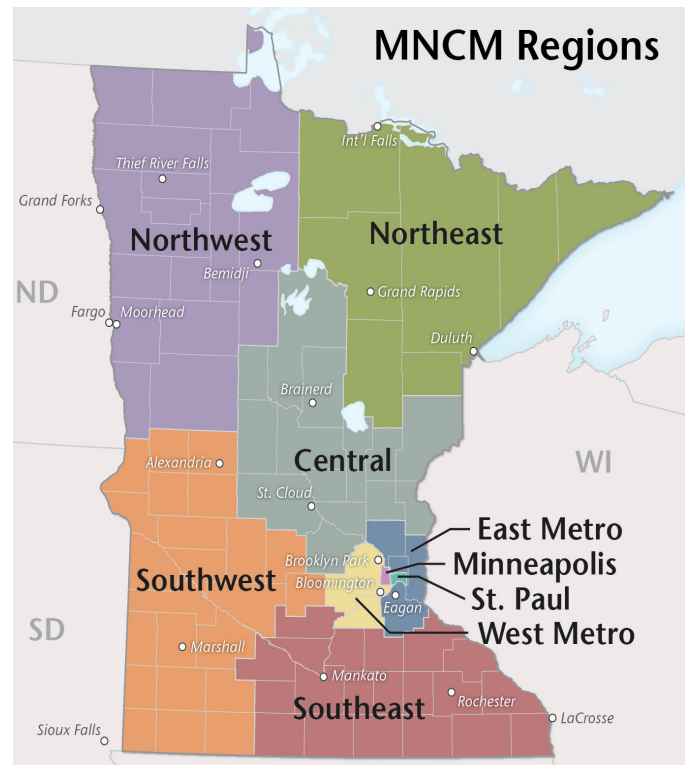
### West Metro - 14 out of 82 (17 percent)

**Allina Health Clinics**

- Allina Health - Brooklyn Park
- Allina Health - Champlin
- Allina Health - Chaska
- Allina Health - Edina
- Allina Health - Plymouth
- Allina Health - Richfield
- Allina Health - Shakopee
- Allina Health - St. Francis Health Services - Jordan

**Park Nicollet Health Services**

- Park Nicollet Clinic - Champlin
- Park Nicollet Clinic - Creekside
- Park Nicollet Clinic - Golden Valley
- Park Nicollet Clinic - Maple Grove
- Park Nicollet Clinic - Plymouth
- Park Nicollet Clinic - St. Louis Park Internal Medicine



Central - 11 out of 52 (21 percent)

Allina Health Clinics

- Allina Health - Annandale
- Allina Health - Buffalo
- Allina Health - Cokato
- Allina Health - Elk River
- Allina Health - St. Michael

CentraCare Health

- CentraCare Health- Long Prairie
- CentraCare Health- Sauk Centre

FirstLight Health System

- FirstLight Health System - Hinckley
- FirstLight Health System - Mora
- FirstLight Health System - Pine City

HealthPartners Clinics

- HealthPartners - Elk River

Northwest - One out of 21 (Five percent)

Sanford Health - Fargo Region

- Sanford Moorhead Clinic - Behavioral Health

North Dakota - Two out of 16 (13 percent)

Sanford Health - Fargo Region

- Sanford Fargo Professional Building - Behavioral Health
- Sanford Fargo Southpointe Clinic

Wisconsin - One out of 10 (10 percent)

Allina Health Clinics

- Allina Health - Prescott

Southeast - 11 out of 58 (19 percent)

Allina Health Clinics

- Allina Health - Faribault

Mankato Clinic, Ltd.

- Mankato Clinic - North Mankato

Mayo Clinic

- Mayo Clinic - Baldwin Building, Primary Care Internal Medicine
- Mayo Clinic - Kasson
- Mayo Clinic - Northeast
- Mayo Clinic - Northwest

Olmsted Medical Center

- Olmsted Medical Center - Byron Clinic
- Olmsted Medical Center - Chatfield Clinic
- Olmsted Medical Center - Pine Island Clinic
- Olmsted Medical Center - Rochester Northwest
- Olmsted Medical Center - Stewartville Clinic

Southwest - Two out of 43 (19 percent)

Alexandria Clinic

Sanford Health - Sioux Falls Region

- Sanford Lakefield Clinic

Saint Paul - Six out of 32 (19 percent)

Allina Health Clinics

- Allina Health - Highland Park

Entira Family Clinics

- Entira Family Clinics - Como/Roseville
- Entira Family Clinics - Highland

HealthPartners Clinics

- HealthPartners - Como
- HealthPartners - Hlth Ctr for Women
- HealthPartners - University Ave

Northeast - One out of 18 (Six percent)

Grand Itasca Clinic

# Medical Group Results

## Highest Performers in 2017

Results by medical group showed an average of six percent of patients with depression were in remission at 12 months (had a PHQ-9 score of less than five). **Entira Family Clinics** set the benchmark of 18 percent. Based on risk adjusted results, there were 12 of 100 medical groups with rates that were statistically above the expected result for their patient mix. The high-performing medical groups are listed below from high to low performance. An asterisk (\*) indicates a Top 5 performer for this measure based on risk adjusted results.

- Entira Family Clinics\*
- FirstLight Health System\*
- Allina Health Clinics\*
- Alexandria Clinic\*
- Park Nicollet Health Services
- HealthPartners Clinics
- Olmsted Medical Center\*
- Stillwater Medical Group
- Mayo Clinic
- Grand Itasca Clinic
- Mankato Clinic, Ltd.
- CentraCare Health

## Biggest improvement from 2016–2017

The largest improvement since report year 2016 in Depression Remission at 12 Months (medical group results) was made by **Entira Family Clinics**, whose score increased by more than 10 percentage points, from 7 percent to 18 percent..

## Medical group performance over time (2015-2017)

Not applicable due to measure specification changes.

PERFORMANCE HIGHLIGHTS FOR DEPRESSION RESPONSE AT 12 MONTHS

## Clinic Results

### Highest Performers in 2017

Clinic results showed that an average of eleven percent of patients with depression had a PHQ-9 score at 12 month decreased by at least 50 percent from their initial PHQ-9 score. **Entira Family Clinics - West St. Paul** set the benchmark of 44 percent. Based on risk adjusted results, there were 92 of 475 clinics with rates that were statistically above the expected result for their patient mix. The high-performing clinics are listed below in alphabetical order under their medical group name. An asterisk (\*) indicates a Top 15 performer for this measure based on risk adjusted results.

#### Alexandria Clinic

- Alexandria Clinic, A Service of Douglas County Hospital

#### Allina Health Clinics

- Allina Health - Annandale\*
- Allina Health - Bandana Square
- Allina Health - Blaine
- Allina Health - Brooklyn Park
- Allina Health - Buffalo
- Allina Health - Centennial Lakes
- Allina Health - Champlin
- Allina Health - Chaska\*
- Allina Health - Cokato\*
- Allina Health - Coon Rapids
- Allina Health - Dean Lakes
- Allina Health - Eagan\*
- Allina Health - Edina
- Allina Health - Elk River
- Allina Health - Faribault
- Allina Health - Farmington\*
- Allina Health - First Street
- Allina Health - Forest Lake
- Allina Health - Highland Park
- Allina Health - Lakeville
- Allina Health - Maple Grove
- Allina Health - Maplewood
- Allina Health - Northfield
- Allina Health - Plymouth
- Allina Health - Prescott
- Allina Health - Richfield
- Allina Health - Savage
- Allina Health - Shakopee
- Allina Health - Shoreview
- Allina Health - St. Francis Health Services - Jordan
- Allina Health - St. Michael

- Allina Health - Vadnais Heights
- Allina Health - West St. Paul
- Allina Health - Woodbury

#### Allina Health Specialties

- Allina Health Specialties - Abbott Northwestern General Medicine Associates - Edina
- Allina Health Specialties - New Ulm Medical Center

#### CentraCare Health

- CentraCare Clinic - Northway
- CentraCare Clinic- Big Lake
- CentraCare Health- Long Prairie
- CentraCare Health Plaza- Internal Medicine
- CentraCare Health- Sauk Centre

#### Entira Family Clinics

- Entira Family Clinics - Highland\*
- Entira Family Clinics - North St. Paul
- Entira Family Clinics - Shoreview\*
- Entira Family Clinics - Vadnais Heights
- Entira Family Clinics - West St. Paul\*
- Entira Family Clinics - White Bear Lake/Banning Ave\*
- Entira Family Clinics - White Bear Lake-Bellaire Avenue\*
- Entira Family Clinics - Woodbury\*

#### FirstLight Health System

- FirstLight Health System - Hinckley

- FirstLight Health System - Mora
- FirstLight Health System - Pine City

#### Grand Itasca Clinic

#### HealthPartners Clinics

- HealthPartners - Arden Hills
- HealthPartners - Como
- HealthPartners - Elk River
- HealthPartners - Hlth Ctr for Women
- HealthPartners - Inver Grove Behav Hlth
- HealthPartners - Lino Lakes
- HealthPartners - Regions BH Woodbury
- HealthPartners - Roseville
- HealthPartners - University Ave
- HealthPartners - West Behav Hlth
- HealthPartners - White Bear Lake

#### Mankato Clinic, Ltd.

- Mankato Clinic - Daniel's Health Center
- Mankato Clinic - Main Street
- Mankato Clinic - North Mankato
- Mankato Clinic - Wickersham Campus

#### Mayo Clinic

- Mayo Clinic - Baldwin Building, Family Medicine
- Mayo Clinic - Baldwin Building, Primary Care Internal Medicine
- Mayo Clinic - Kasson
- Mayo Clinic - Northeast

## Highest Performers in 2017

- Mayo Clinic - Northwest  
Olmsted Medical Center
- Olmsted Medical Center -  
Chatfield Clinic
- Olmsted Medical Center - Pine  
Island Clinic\*
- Olmsted Medical Center  
- Rochester Southeast -  
Psychiatry
- Olmsted Medical Center -  
Stewartville Clinic\*
- Park Nicollet Health Services
  - Park Nicollet Clinic - Burnsville
  - Park Nicollet Clinic - Champlin
  - Park Nicollet Clinic - Eagan\*
- Park Nicollet Clinic - Golden  
Valley\*
- Park Nicollet Clinic - Maple  
Grove
- Park Nicollet Clinic - Plymouth
- Park Nicollet Clinic - St. Louis  
Park Internal Medicine
- Sanford Health - Fargo Region
  - Sanford Fargo Broadway Clinic  
- Internal Medicine
  - Sanford Fargo Professional  
Building - Behavioral Health
  - Sanford Fargo Southpointe  
Clinic
  - Sanford Moorhead Clinic -  
Behavioral Health
- Sanford Moorhead Clinic -  
Internal Medicine
- Sanford Health - Sioux Falls Region
  - Sanford Lakefield Clinic
- Stillwater Medical Group
  - Stillwater Medical Group -  
Curve Crest Clinic

## Biggest improvement from 2016–2017

The largest improvement since report year 2016 in Depression Response at 12 Months (clinic results) was made by **Entira Family Clinics - West St. Paul**, whose score increased by more than 26 percentage points, from 17 percent to 44 percent.

## Clinic performance over time (2015-2017)

Not applicable due to measure specification changes.

# Regional Clinic Results

## Highest performers in 2017 by region

Clinic results showed differences in performance for Depression Response at 12 Months among the different geographic regions in Minnesota. Boundaries of the nine regions were determined by synthesizing health care and geopolitical data, including from the Metropolitan Council and State of Minnesota. The results have been organized to identify areas of the state with the highest proportion of high-performing clinics. The nine regions are listed below with the number of high-performing clinics shown along with the total number of clinics that submitted data. The high-performing clinics are listed under their medical group name in alphabetical order by region.

### East Metro - 28 out of 85 (33 percent)

**Allina Health Clinics**

- Allina Health - Blaine
- Allina Health - Coon Rapids
- Allina Health - Eagan
- Allina Health - Farmington
- Allina Health - First Street
- Allina Health - Forest Lake
- Allina Health - Lakeville
- Allina Health - Maplewood
- Allina Health - Shoreview
- Allina Health - Vadnais Heights
- Allina Health - West St. Paul
- Allina Health - Woodbury

**Entira Family Clinics**

- Entira Family Clinics - North St. Paul
- Entira Family Clinics - Shoreview

- Entira Family Clinics - Vadnais Heights
- Entira Family Clinics - West St. Paul
- Entira Family Clinics - White Bear Lake/Banning Ave
- Entira Family Clinics - White Bear Lake-Bellaire Avenue
- Entira Family Clinics - Woodbury

**HealthPartners Clinics**

- HealthPartners - Arden Hills
- HealthPartners - Inver Grove Behav Hlth
- HealthPartners - Lino Lakes
- HealthPartners - Regions BH Woodbury

- HealthPartners - Roseville
- HealthPartners - White Bear Lake
- Park Nicollet Health Services
- Park Nicollet Clinic - Burnsville
- Park Nicollet Clinic - Eagan
- Stillwater Medical Group
- Stillwater Medical Group - Curve Crest Clinic

### West Metro - 19 out of 82 (23 percent)

**Allina Health Clinics**

- Allina Health - Brooklyn Park
- Allina Health - Centennial Lakes
- Allina Health - Champlin
- Allina Health - Chaska
- Allina Health - Dean Lakes
- Allina Health - Edina
- Allina Health - Maple Grove
- Allina Health - Plymouth
- Allina Health - Richfield
- Allina Health - Savage
- Allina Health - Shakopee
- Allina Health - St. Francis Health Services - Jordan

**Allina Health Specialties**

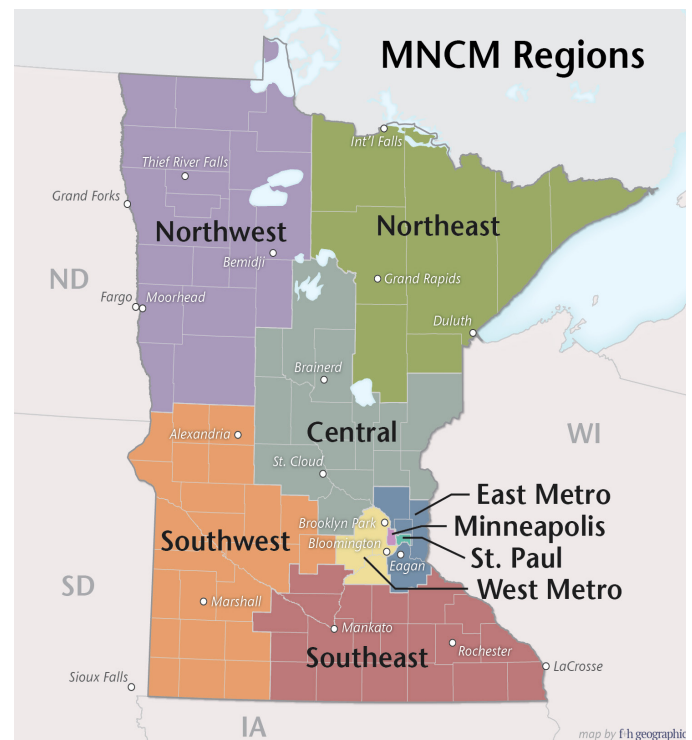
- Allina Health Specialties - Abbott Northwestern General Medicine Associates - Edina

**HealthPartners Clinics**

- HealthPartners - West Behav Hlth

**Park Nicollet Health Services**

- Park Nicollet Clinic - Champlin
- Park Nicollet Clinic - Golden Valley
- Park Nicollet Clinic - Maple Grove
- Park Nicollet Clinic - Plymouth
- Park Nicollet Clinic - St. Louis Park Internal Medicine



### Saint Paul - Six out of 32 (Six percent)

Entira Family Clinics

- Allina Health - Bandana Square
- Allina Health - Highland Park

Entira Family Clinics

- Entira Family Clinics - Highland

HealthPartners Clinics

- HealthPartners - Como
- HealthPartners - Hlth Ctr for Women
- HealthPartners - University Ave

### North Dakota - Three out of 16 (19 percent)

Sanford Health - Fargo Region

- Sanford Fargo Broadway Clinic - Internal Medicine
- Sanford Fargo Professional Building - Behavioral Health
- Sanford Fargo Southpointe Clinic

### Wisconsin - One out of 10 (10 percent)

Allina Health Clinics

- Allina Health - Prescott

### Northeast - One out of 18 (6 percent)

Grand Itasca Clinic

### Northwest - Two out of 21 (10 percent)

Sanford Health - Fargo Region

- Sanford Moorhead Clinic - Behavioral Health
- Sanford Moorhead Clinic - Internal Medicine

### Southeast - 16 out of 58 (25 percent)

Allina Health Clinics

- Allina Health - Faribault
- Allina Health - Northfield

Allina Health Specialties

- Allina Health Specialties - New Ulm Medical Center

Mankato Clinic, Ltd.

- Mankato Clinic - Daniel's Health Center
- Mankato Clinic - Main Street
- Mankato Clinic - North Mankato
- Mankato Clinic - Wickersham Campus

Mayo Clinic

- Mayo Clinic - Baldwin Building, Family Medicine
- Mayo Clinic - Baldwin Building, Primary Care Internal Medicine
- Mayo Clinic - Kasson
- Mayo Clinic - Northeast
- Mayo Clinic - Northwest

Olmsted Medical Center

- Olmsted Medical Center - Chatfield Clinic
- Olmsted Medical Center - Pine Island Clinic
- Olmsted Medical Center - Rochester Southeast - Psychiatry
- Olmsted Medical Center - Stewartville Clinic

### Central - 14 out of 52 (27 percent)

Allina Health Clinics

- Allina Health - Annandale
- Allina Health - Buffalo
- Allina Health - Cokato
- Allina Health - Elk River
- Allina Health - St. Michael

CentraCare Health

- CentraCare Clinic - Northway
- CentraCare Clinic - Big Lake
- CentraCare Health - Long Prairie
- CentraCare Health Plaza - Internal Medicine
- CentraCare Health - Sauk Centre

FirstLight Health System

- FirstLight Health System - Hinckley
- FirstLight Health System - Mora
- FirstLight Health System - Pine City

HealthPartners Clinics

- HealthPartners - Elk River



## Medical Group Results

### Highest Performers in 2017

Medical group results showed that an average of 11 percent of patients with depression had a PHQ-9 score at 12 months decreased by at least 50 percent from their initial PHQ-9 score. **Entira Family Clinics** set the benchmark of 24 percent. Based on risk adjusted results, there were nine of 97 medical groups with rates that were statistically above the expected result for their patient mix. The high-performing medical groups are listed below from high to low performance. An asterisk (\*) indicates a Top 5 performer for this measure based on risk adjusted results.

- Entira Family Clinics\*
- FirstLight Health System\*
- Allina Health Clinics\*
- Grand Itasca Clinic\*
- Alexandria Clinic\*
- Mankato Clinic, Ltd.
- Park Nicollet Health Services
- Olmsted Medical Center
- HealthPartners Clinics
- CentraCare Health
- Stillwater Medical Group
- Mayo Clinic

### Biggest improvement from 2016–2017

The largest improvement since report year 2016 in Depression Response at 12 Months (medical group results) was made by **FirstLight Health System**, whose scores increased by over 14 percentage points, from 7 percent to 21 percent.

### Medical group performance over time (2015-2017)

Not applicable due to measure specification changes.

PERFORMANCE HIGHLIGHTS FOR PHQ-9 FOLLOW-UP AT 12 MONTHS

## Clinic Results

### Highest Performers in 2017

Clinic results showed an average of 27 percent of patients with a diagnosis of major depression or dysthymia and a PHQ-9 score at the index contact greater than nine had a follow-up PHQ-9 test at 12 months from the index contact date. **Entira Family Clinics - West St. Paul** set the benchmark of 69 percent. Based on risk adjusted results, there were 101 of 475 clinics with rates that were statistically above the expected result for their patient mix. The high-performing clinics are listed below in alphabetical order under their medical group name. An asterisk (\*) indicates a Top 15 performer for this measure based on risk adjusted results.

#### Allina Health Clinics

- Allina Health - Annandale\*
- Allina Health - Bandana Square
- Allina Health - Blaine
- Allina Health - Bloomington
- Allina Health - Brooklyn Park
- Allina Health - Buffalo\*
- Allina Health - Cambridge
- Allina Health - Centennial Lakes
- Allina Health - Champlin\*
- Allina Health - Chaska
- Allina Health - Cokato
- Allina Health - Coon Rapids
- Allina Health - Eagan\*
- Allina Health - Edina
- Allina Health - Elk River\*
- Allina Health - Faribault\*
- Allina Health - Farmington\*
- Allina Health - First Street
- Allina Health - Forest Lake
- Allina Health - Highland Park
- Allina Health - Maple Grove
- Allina Health - Maplewood
- Allina Health - North Branch
- Allina Health - Northfield
- Allina Health - Oakdale Clinic
- Allina Health - Plymouth
- Allina Health - Richfield
- Allina Health - Shakopee
- Allina Health - Shoreview
- Allina Health - St. Francis Health Services - Jordan
- Allina Health - St. Michael
- Allina Health - Vadnais Heights
- Allina Health - West St. Paul
- Allina Health - Woodbury

#### Allina Health Specialties

- Allina Health Specialties - Allina Mental Health - ANW
  - Allina Health Specialties - Allina Mental Health - Unity
  - Allina Health Specialties - New Ulm Medical Center
- #### Associated Clinic of Psychology
- Associated Clinic of Psychology-SLP
  - Associated Clinic of Psychology-West St. Paul

#### CentraCare Health

- CentraCare Clinic - Northway
- CentraCare Health- Melrose
- CentraCare Health Plaza- Internal Medicine
- CentraCare Health- Sauk Centre

#### Entira Family Clinics

- Entira Family Clinics - Highland\*
- Entira Family Clinics - North St. Paul
- Entira Family Clinics - Shoreview\*
- Entira Family Clinics - Vadnais Heights
- Entira Family Clinics - West St. Paul\*
- Entira Family Clinics - White Bear Lake/Banning Ave
- Entira Family Clinics - White Bear Lake-Bellaire Avenue\*
- Entira Family Clinics - Woodbury\*

#### FirstLight Health System

- FirstLight Health System - Hinckley

- FirstLight Health System - Mora
- FirstLight Health System - Pine City

#### Grand Itasca Clinic

#### HealthPartners Clinics

- HealthPartners - Arden Hills
- HealthPartners - Como
- HealthPartners - Elk River
- HealthPartners - Hlth Ctr for Women
- HealthPartners - Inver Grove Behav Hlth
- HealthPartners - Lino Lakes\*
- HealthPartners - Maplewood
- HealthPartners - Regions BH Maplewood
- HealthPartners - Regions BH St Paul\*
- HealthPartners - Regions BH Woodbury\*
- HealthPartners - Riverside Behav Hlth
- HealthPartners - Roseville
- HealthPartners - St Paul
- HealthPartners - West Behav Hlth
- HealthPartners - White Bear Lake
- HealthPartners - Woodbury

#### Mankato Clinic, Ltd.

- Mankato Clinic - Department of Psychiatry & Psychology
- Mankato Clinic - Main Street
- Mankato Clinic - North Mankato
- Mankato Clinic - Wickersham Campus

## Highest Performers in 2017

### Mayo Clinic

- Mayo Clinic - Baldwin Building, Family Medicine
- Mayo Clinic - Baldwin Building, Primary Care Internal Medicine
- Mayo Clinic - Kasson
- Mayo Clinic - Northeast
- Mayo Clinic - Northwest

### Mayo Clinic Health System

- Mayo Clinic Health System Austin

### Mental Health Resources

- Mental Health Outreach Clinic

### Olmsted Medical Center

- Olmsted Medical Center - Chatfield Clinic
- Olmsted Medical Center - Pine Island Clinic
- Olmsted Medical Center

- Rochester Southeast - Psychiatry

- Olmsted Medical Center - Stewartville Clinic

### Park Nicollet Health Services

- Park Nicollet Clinic - Burnsville
- Park Nicollet Clinic - Eagan
- Park Nicollet Clinic - Golden Valley
- Park Nicollet Clinic - Maple Grove
- Park Nicollet Clinic - Plymouth
- Park Nicollet Clinic - Psychiatry
- Park Nicollet Clinic - St. Louis Park Internal Medicine

### Sanford Health - Fargo Region

- Sanford Fargo Broadway Clinic - Behavioral Health
- Sanford Fargo Professional

Building - Behavioral Health

- Sanford Fargo South University
- Sanford Fargo Southpointe Clinic
- Sanford Moorhead Clinic - Behavioral Health

### Sanford Health - Sioux Falls Region

- Sanford Lakefield Clinic

### St. Luke's Clinics

- St Luke's Clinics-Mental Health

### University of Minnesota Physicians

- University of Minnesota Health - Psychiatry Clinic

## Biggest improvement from 2016–2017

The largest improvement since report year 2016 in PHQ-9 Follow-up at 12 Months (clinic results) was made by **Park Nicollet Clinic - Burnsville**, whose score improved by more than 35 percentage points, from 12 percent to 48 percent.

## Clinic performance over time (2015-2017)

Not applicable due to measure specification changes.

# Regional Clinic Results

## Highest performers in 2017 by region

Clinic results showed differences in performance for PHQ-9 Follow-up at 12 Months among the different geographic regions in Minnesota. Boundaries of the nine regions were determined by synthesizing health care and geopolitical data, including from the Metropolitan Council and State of Minnesota. The results have been organized to identify areas of the state with the highest proportion of high-performing clinics. The nine regions are listed below with the number of high-performing clinics shown along with the total number of clinics that submitted data. The high-performing clinics are listed under their medical group name in alphabetical order by region.

### East Metro - 31 out of 85 (36 percent)

**Allina Health Clinics**

- Allina Health - Blaine
- Allina Health - Coon Rapids
- Allina Health - Eagan
- Allina Health - Farmington
- Allina Health - First Street
- Allina Health - Forest Lake
- Allina Health - Maplewood
- Allina Health - Oakdale Clinic
- Allina Health - Shoreview
- Allina Health - Vadnais Heights
- Allina Health - West St. Paul
- Allina Health - Woodbury

**Allina Health Specialties**

- Allina Health Specialties - Allina Mental Health Unity
- Entira Family Clinics**
- Entira Family Clinics - North St. Paul
  - Entira Family Clinics - Shoreview
  - Entira Family Clinics - Vadnais Heights
  - Entira Family Clinics - West St. Paul
  - Entira Family Clinics - White Bear Lake/Banning Ave
  - Entira Family Clinics - White Bear Lake-Bellaire Avenue
  - Entira Family Clinics - Woodbury
- HealthPartners Clinics**
- HealthPartners - Arden Hills

- HealthPartners - Inver Grove Behav Hlth
  - HealthPartners - Lino Lakes
  - HealthPartners - Maplewood
  - HealthPartners - Regions BH Maplewood
  - HealthPartners - Regions BH Woodbury
  - HealthPartners - Roseville
  - HealthPartners - White Bear Lake
  - HealthPartners - Woodbury
- Park Nicollet Health Services**
- Park Nicollet Clinic - Burnsville
  - Park Nicollet Clinic - Eagan

### West Metro - 18 out of 82 (13 percent)

**Allina Health Clinics**

- Allina Health - Bloomington
- Allina Health - Brooklyn Park
- Allina Health - Centennial Lakes
- Allina Health - Champlin
- Allina Health - Chaska
- Allina Health - Edina
- Allina Health - Maple Grove
- Allina Health - Plymouth
- Allina Health - Richfield
- Allina Health - Shakopee
- Allina Health - St. Francis Health Services - Jordan

**Associated Clinic of Psychology**

- Associated Clinic of Psychology - SLP

**HealthPartners Clinics**

- HealthPartners - West Behav Hlth

**Park Nicollet Health Services**

- Park Nicollet Clinic - Golden Valley
- Park Nicollet Clinic - Maple Grove
- Park Nicollet Clinic - Plymouth
- Park Nicollet Clinic - Psychiatry
- Park Nicollet Clinic - St. Louis Park Internal Medicine

