

Minnesota Gambling Control Board

FY2017 Lawful (Charitable) Gambling Organization Annual Report Summary

(MS 349.151, Subd. 4, para (a), clause (9), requires the Gambling Control Board to report annually to the governor and legislature a financial summary for each licensed organization.)

GROSS RECEIPTS, PRIZES PAID, ALLOWABLE EXPENSES, NET PROFIT

\$1,724,355,283	100.0%	Gross Receipts
\$1,447,947,683	84.0%	Less Prizes Paid
<u>\$276,407,600</u>	<u>16.0%</u>	Net Receipts
\$276,407,600	100.0%	Net Receipts
\$138,394,154	50.1%	Less Allowable Expenses
<u>\$138,013,446</u>	<u>49.9%</u>	Net Profit

LAWFUL PURPOSE EXPENDITURES (LPE)

\$65,053,717	23.5%	Charitable Contributions / Other LPE
\$63,462,118	23.0%	State Tax on Lawful Gambling Net Receipts
\$3,162,621	1.1%	Local and Federal Taxes, State Unrelated Business Income Tax
\$3,033,484	1.1%	License and Regulatory Fees
<u>\$134,711,940</u>	<u>48.7%</u>	Total Lawful Purpose Expenditures*

*Approximately \$3.3 million (1.2% of net receipts) was added to organizations' total profit carryover (primarily checking account balances and starting cash banks) during the year.

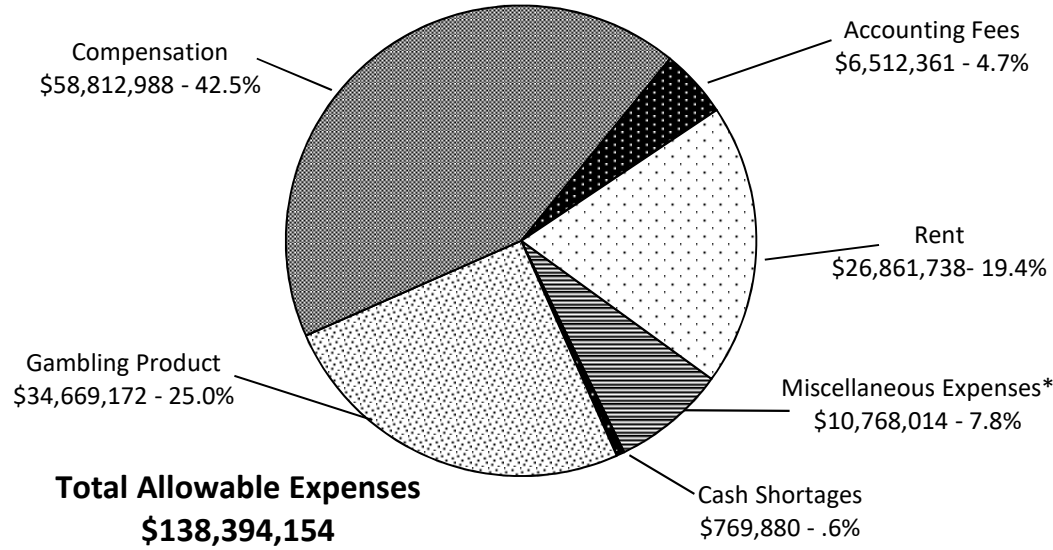
Organization Type:

Veterans	308	27.3%	American Legions, VFWs, Auxiliaries, Military Service Clubs, etc.
Fire	168	14.9%	Firefighter relief associations
Lions	152	13.4%	Lions clubs
Youth	95	8.4%	Youth sports other than hockey, youth arts, and other youth activities
Outdoor	89	7.9%	Wildlife conservation, snowmobile and ATV trails, etc.
Youth Hockey	88	7.8%	Youth hockey associations and ice arenas
Fraternal	85	7.6%	Eagles, Elks, Moose, Jaycees, etc.
Civic	69	6.1%	Chambers of Commerce, commercial clubs, community clubs, lake associations, etc.
Miscellaneous	46	4.1%	Festivals, animal shelters, arts, library, medical, etc.
Religious	<u>28</u>	<u>2.5%</u>	Churches, schools, Knights of Columbus
Total**	1,128	100%	

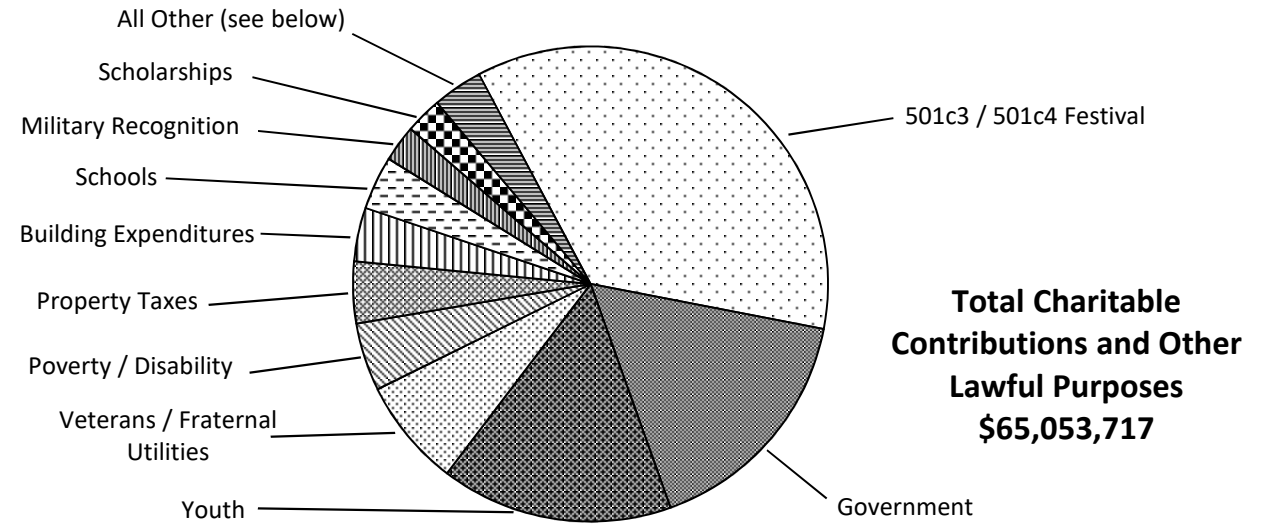
** Report does not include organizations that did not actively conduct gambling for the entire fiscal year or organizations that did not submit accurate monthly reports to the board in time to be included in this summary.

FY2017 Organization Annual Report Summary

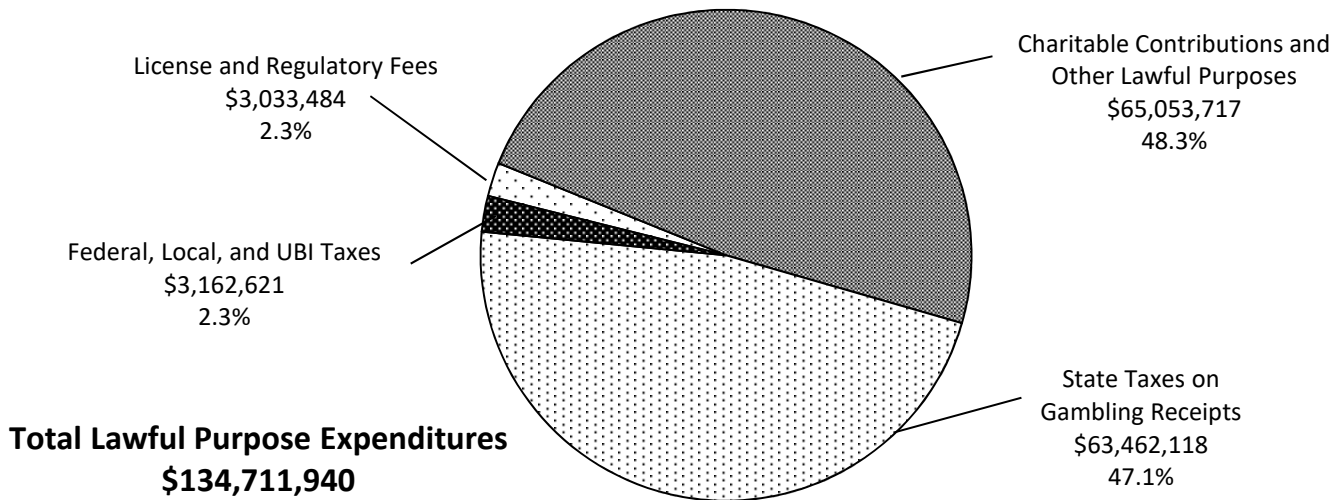
FY2017 ALLOWABLE EXPENSES BY CATEGORY



FY2017 CHARITABLE CONTRIBUTIONS AND OTHER LAWFUL PURPOSES BY CATEGORY



FY2017 LAWFUL PURPOSE EXPENDITURES BY CATEGORY



Amount	Percentage	Description	LPE Code
\$23,296,311	35.8%	501c(3) and 501c(4) festival organizations**	1
\$10,735,372	16.5%	Government**	10
\$10,278,322	15.8%	Youth**	7
\$4,789,231	7.4%	Veterans and fraternal utilities	16
\$3,021,374	4.6%	Poverty, disability, nutritional programs for seniors**	2, 14
\$2,727,778	4.2%	Property taxes	9
\$2,378,418	3.7%	Building expenditures / capital assets	22 - 25
\$2,372,294	3.6%	Private and public schools**	4
\$1,627,165	2.5%	Military recognition**	6
\$1,608,850	2.5%	Scholarships**	5
\$2,218,602	3.4%	All Other	
\$941,591		Churches, religious institutions**	11
\$513,223		Wildlife management, trails**	13
\$433,350		To another licensed organization or affiliate	20, 21
\$195,280		Veterans clubs membership events	17, 26
\$67,425		Community arts**	15
\$60,791		Honoring humanitarian service**	19
\$4,540		Problem gambling**	3
\$2,402		Water testing programs**	12
\$2,218,602		Total All Other	

* Examples include office equipment, supplies, traveling expenses, advertising, and gambling manager's bond.

**Indicates expenditures defined by statute as "charitable contributions".

FY2017 Organization Annual Report Summary

Star Rating

Each licensed organization is evaluated by the Gambling Control Board to determine a rating based on the percentage of its annual net receipts (gross receipts less prizes paid) spent on lawful purpose expenditures (LPE).

Lawful purpose expenditures include charitable contributions, payments to local units of government, lawful gambling taxes, and building expenses related to veteran and fraternal organizations.

Organizations are evaluated according to the following criteria.

% Spent on LPE	Rating	
50% or more	5 star	
40% or more	4 star	
30% or more	3 star	
20% or more	2 star	
Less than 20%	1 star	

Organizations with less than a three-star rating are placed on probationary status. Probationary organizations must increase their star rating to three or more stars by the end of the following fiscal year to avoid possible sanctions.

Exception: An organization that only conducts lawful gambling in a location where the primary business is bingo must be rated at two or more stars to avoid probation and possible sanctions.

Lawful Purpose Expenditures A-Code Summary

- | | | |
|---|---|---|
| <p>A 1 To and by 501c3 organizations or 501c4 festival organizations.</p> | <p>A 11 To and by a nonprofit organization which is a church or a body of communicants.</p> | <p>A 18 Fees paid to the state for organization license, premises permits, and gambling manager license.</p> |
| <p>A 2 Relieving the effects of poverty, homelessness, or disability.</p> | <p>A 12 Water quality testing for public waters, with MPCA approval.</p> | <p>A 19 Recognizing humanitarian service (volunteerism and philanthropy).</p> |
| <p>A 3 Program for education, prevention, or treatment of problem gambling.</p> | <p>A 13 Wildlife management project that benefits the public-at-large, with DNR approval. Costs related to grooming and maintaining snowmobile or all-terrain vehicle trails that are grant-in-aid trails, or other trails open to public use, with DNR approval. Supplies/materials for safety education programs coordinated by the DNR.</p> | <p>A 20 Contribution to another licensed organization, with GCB approval.</p> |
| <p>A 4 Funding a public or private nonprofit education institution registered with or accredited by Minnesota or another state.</p> | <p>A 14 Conducting nutritional programs, food shelves, and congregate dining programs primarily for persons who are age 62 or older or disabled.</p> | <p>A 21 Contribution to a parent organization that has received prior GCB approval.</p> |
| <p>A 5 Scholarships.</p> | <p>A 15 To community arts organizations or expenditures to community arts.</p> | <p>A 22 Repair, maintenance, or improvement of owned real property and capital assets, or replacement of unrepairable capital assets, subject to annual limit.</p> |
| <p>A 6 Recognition of military service. Active military personnel in need.</p> | <p>A 16 Utility costs (fuel for heating, water, electricity, and sewer costs) for building wholly owned or wholly leased by licensed veteran or fraternal organizations and used as their primary headquarters (if portion leased out, percentage for primary headquarters allowed with GCB approval).</p> | <p>A 23 Acquisition, erection, or improvement of capital assets used exclusively for lawful purpose, with a cost greater than \$2,000, with GCB approval.</p> |
| <p>A 7 Activities and facilities benefitting youth under age 21.</p> | <p>A 17 Membership events of licensed veteran organization, limited to members and spouses only, held in recognition of military service (limit \$5,000 per year for all organizations at post home).</p> | <p>A 24 Acquisition, erection, improvement, or expansion of real property used exclusively for lawful purpose, with GCB approval.</p> |
| <p>A 8 Payment of local, state, and federal taxes on receipts from lawful gambling.</p> | <p>A 10 Contribution to the United States, state of Minnesota, or any of its subdivisions or agencies or instrumentalities (except a direct contribution to a law enforcement or prosecutorial agency).

A fund administered and regulated by a city or county (for lawful purposes).</p> | <p>A 25 Replacement of building made uninhabitable by fire or catastrophe, or taken under eminent domain, with GCB approval.</p> |
| <p>A 9 Real estate taxes and assessments on gambling premises that are either owned by a licensed organization (includes veterans organizations) or wholly leased by a 501c19 veterans organization.</p> | <p>A 26 Contribution to a non-licensed 501c19 organization that is not affiliated with contributing organization and whose owned or leased property is not a permitted premises.</p> | |

FY2017 Organization Annual Report Summary

by Organization Name

Organization Name	City	License Number	Gross Receipts	Prizes	Net Receipts	ALLOWABLE EXPENSES		LAWFUL PURPOSE EXPENDITURES						STAR RATING		
						TOTAL	%	Charitable	%	Other	%	Taxes/Fees	%		TOTAL	%
100 Yard Club Inc.	Willmar	93006	\$79,049	\$60,775	\$18,274	\$6,710	36.72%	\$4,787	26.20%	\$0	0.00%	\$1,713	9.37%	\$6,500	35.57%	☆☆☆☆
A.B.A.T.E. of Minnesota	Marshall	3470	\$96,135	\$76,578	\$19,557	\$13,090	66.94%	\$18,566	94.93%	\$0	0.00%	\$2,302	11.77%	\$20,868	106.71%	☆☆☆☆☆
Air Force Assoc General EW Rawling	Minneapolis	2905	\$835,678	\$666,688	\$168,990	\$166,208	98.35%	\$14,648	8.67%	\$5,751	3.40%	\$33,990	20.11%	\$54,388	32.18%	☆☆☆☆
Airport Foundation MSP	St. Paul	2752	\$541,272	\$416,238	\$125,034	\$47,090	37.66%	\$70,000	55.98%	\$0	0.00%	\$18,990	15.19%	\$88,990	71.17%	☆☆☆☆☆
Aitkin Fire Relief Association	Aitkin	3027	\$2,608,115	\$2,291,017	\$317,098	\$120,278	37.93%	\$104,979	33.11%	\$0	0.00%	\$88,517	27.91%	\$193,496	61.02%	☆☆☆☆☆
Aitkin Lions Club	Aitkin	1694	\$2,357,126	\$2,020,231	\$336,895	\$233,369	69.27%	\$46,829	13.90%	\$0	0.00%	\$88,783	26.35%	\$135,612	40.25%	☆☆☆☆☆
Aitkin Quarterbacks Club	Aitkin	2032	\$581,246	\$448,670	\$132,576	\$56,021	42.26%	\$66,542	50.19%	\$0	0.00%	\$21,104	15.92%	\$87,646	66.11%	☆☆☆☆☆
Albany Fire Department, Inc	Albany	2784	\$833,570	\$698,670	\$134,900	\$73,883	54.77%	\$45,969	34.08%	\$0	0.00%	\$18,804	13.94%	\$64,773	48.02%	☆☆☆☆☆
Albany Jaycees	Albany	2474	\$1,100,759	\$922,802	\$177,957	\$94,540	53.13%	\$47,912	26.92%	\$0	0.00%	\$27,003	15.17%	\$74,915	42.10%	☆☆☆☆☆
Albany Lions Club	Albany	2337	\$403,068	\$330,468	\$72,600	\$39,535	54.46%	\$14,300	19.70%	\$0	0.00%	\$6,950	9.57%	\$21,250	29.27%	☆☆☆☆
Albert Lea Amateur Hockey Association	Albert Lea	1250	\$995,459	\$788,620	\$206,839	\$114,258	55.24%	\$58,614	28.34%	\$0	0.00%	\$33,079	15.99%	\$91,693	44.33%	☆☆☆☆☆
Albert Lea Wrestling Booster Club	Clarks Grove	35014	\$233,605	\$181,208	\$52,397	\$37,096	70.80%	\$6,000	11.45%	\$0	0.00%	\$6,139	11.72%	\$12,139	23.17%	☆☆☆☆
Albertville Lions Club	Albertville	1535	\$4,582,278	\$3,978,887	\$603,391	\$226,001	37.46%	\$181,783	30.13%	\$0	0.00%	\$192,646	31.93%	\$374,429	62.05%	☆☆☆☆☆
Alborn Sno Devils	Alborn Twp	2479	\$1,007,266	\$892,991	\$114,275	\$64,619	56.55%	\$14,937	13.07%	\$33,005	28.88%	\$15,011	13.14%	\$62,952	55.09%	☆☆☆☆☆
Aldrich Lions Club	Aldrich	4000	\$110,878	\$96,363	\$14,515	\$10,748	74.05%	\$2,509	17.29%	\$0	0.00%	\$2,017	13.89%	\$4,526	31.18%	☆☆☆☆☆
Alexandria Area Hockey Association	Alexandria	1739	\$1,098,874	\$879,285	\$219,589	\$122,955	55.99%	\$52,761	24.03%	\$0	0.00%	\$37,092	16.89%	\$89,853	40.92%	☆☆☆☆☆
Alexandria Area USBC	Alexandria	93086	\$1,820,329	\$1,554,357	\$265,972	\$104,765	39.39%	\$94,986	35.71%	\$0	0.00%	\$65,924	24.79%	\$160,910	60.50%	☆☆☆☆☆
Alexandria Wrestling Booster Club	Alexandria	93176	\$438,018	\$377,602	\$60,416	\$29,347	48.57%	\$20,367	33.71%	\$0	0.00%	\$7,153	11.84%	\$27,520	45.55%	☆☆☆☆☆
Aliveness Project Inc	Minneapolis	4988	\$2,825,505	\$2,256,700	\$568,805	\$306,611	53.90%	\$94,209	16.56%	\$0	0.00%	\$172,839	30.39%	\$267,048	46.95%	☆☆☆☆☆
Aliveo Learning Center	Red Wing	36138	\$695,060	\$577,068	\$117,992	\$74,373	63.03%	\$23,150	19.62%	\$0	0.00%	\$15,586	13.21%	\$38,736	32.83%	☆☆☆☆☆
Altura Volunteer Fire Co. Relief Assoc	Altura	4240	\$461,115	\$360,303	\$100,812	\$66,118	65.59%	\$20,305	20.14%	\$0	0.00%	\$11,851	11.76%	\$32,156	31.90%	☆☆☆☆☆
Alvarado Lions Club	Alvarado	3154	\$417,903	\$359,558	\$58,345	\$33,921	58.14%	\$17,000	29.14%	\$0	0.00%	\$6,121	10.49%	\$23,121	39.63%	☆☆☆☆☆
American Legion Auxiliary Unit 134	Walker	105	\$85,369	\$57,187	\$28,182	\$12,544	44.51%	\$6,727	23.87%	\$700	2.48%	\$3,429	12.17%	\$10,856	38.52%	☆☆☆☆☆
American Legion Auxiliary Unit 290	Cambridge	1000	\$653,060	\$511,382	\$141,678	\$144,352	101.89%	\$21,900	15.46%	\$1,600	1.13%	\$13,552	9.57%	\$37,052	26.15%	☆☆☆☆
American Legion Auxiliary Unit 49	Pequot Lakes	2957	\$539,917	\$411,564	\$128,353	\$81,829	63.75%	\$21,843	17.02%	\$6,521	5.08%	\$13,204	10.29%	\$41,569	32.39%	☆☆☆☆☆
American Legion Post 101 Melrose	Melrose	1053	\$571,141	\$437,644	\$133,497	\$60,907	45.62%	\$16,690	12.50%	\$39,268	29.41%	\$21,278	15.94%	\$77,236	57.86%	☆☆☆☆☆
American Legion Post 102 Anoka	Anoka	10	\$1,058,476	\$827,609	\$230,867	\$133,484	57.82%	\$28,831	12.49%	\$39,101	16.94%	\$37,691	16.33%	\$105,623	45.75%	☆☆☆☆☆
American Legion Post 104 Litchfield	Litchfield	518	\$988,950	\$819,623	\$169,327	\$58,016	34.26%	\$19,947	11.78%	\$44,064	26.02%	\$28,836	17.03%	\$92,847	54.83%	☆☆☆☆☆
American Legion Post 105 Lyle	Lyle	247	\$697,034	\$593,770	\$103,264	\$54,381	52.66%	\$17,968	17.40%	\$10,603	10.27%	\$13,419	13.00%	\$41,990	40.66%	☆☆☆☆☆
American Legion Post 108 Le Center	Le Center	587	\$113,821	\$84,710	\$29,111	\$11,490	39.47%	\$1,663	5.71%	\$11,381	39.09%	\$3,522	12.10%	\$16,565	56.90%	☆☆☆☆☆
American Legion Post 109 Two Harbors	Two Harbors	368	\$421,422	\$341,717	\$79,705	\$55,066	69.09%	\$3,284	4.12%	\$13,888	17.42%	\$9,628	12.08%	\$26,800	33.62%	☆☆☆☆☆
American Legion Post 11 Mankato	Mankato	524	\$166,941	\$129,696	\$37,245	\$21,146	56.78%	\$300	0.81%	\$10,108	27.14%	\$5,391	14.47%	\$15,799	42.42%	☆☆☆☆☆
American Legion Post 113 Marshall	Marshall	746	\$525,168	\$388,983	\$136,184	\$75,140	55.18%	\$17,001	12.48%	\$20,867	15.32%	\$17,303	12.71%	\$55,171	40.51%	☆☆☆☆☆
American Legion Post 117 Thief River Falls	Thief River Falls	794	\$1,751,488	\$1,472,236	\$279,253	\$118,290	42.36%	\$66,745	23.90%	\$12,814	4.59%	\$68,550	24.55%	\$148,108	53.04%	☆☆☆☆☆

FY2017 Organization Annual Report Summary

by Organization Name

Organization Name	City	License Number	Gross Receipts	Prizes	Net Receipts	ALLOWABLE EXPENSES		LAWFUL PURPOSE EXPENDITURES						STAR RATING		
						TOTAL	%	Charitable	%	Other	%	Taxes/Fees	%		TOTAL	%
						American Legion Post 118 Wayzata	Wayzata	1006	\$366,206	\$267,399	\$98,807	\$11,241	11.38%		\$51,182	51.80%
American Legion Post 119 Byron	Byron	1156	\$565,140	\$458,359	\$106,781	\$62,826	58.84%	\$32,044	30.01%	\$8,529	7.99%	\$9,350	8.76%	\$49,922	46.75%	★★★★★★
American Legion Post 12 Long Prairie	Long Prairie	739	\$828,635	\$659,475	\$169,160	\$76,037	44.95%	\$23,938	14.15%	\$28,589	16.90%	\$23,298	13.77%	\$75,825	44.82%	★★★★★★
American Legion Post 121 Watertown	Watertown	2418	\$212,438	\$158,904	\$53,534	\$25,376	47.40%	\$15,806	29.53%	\$937	1.75%	\$5,572	10.41%	\$22,315	41.68%	★★★★★★
American Legion Post 122 Deer River	Deer River	510	\$1,018,890	\$829,777	\$189,113	\$100,805	53.30%	\$26,954	14.25%	\$18,865	9.98%	\$40,309	21.31%	\$86,129	45.54%	★★★★★★
American Legion Post 126 Cosmos	Cosmos	833	\$184,165	\$143,989	\$40,176	\$12,424	30.92%	\$2,005	4.99%	\$11,656	29.01%	\$5,047	12.56%	\$18,708	46.57%	★★★★★★
American Legion Post 130 Jackson	Jackson	251	\$288,834	\$204,634	\$84,200	\$26,574	31.56%	\$2,783	3.30%	\$28,318	33.63%	\$8,652	10.28%	\$39,753	47.21%	★★★★★★
American Legion Post 131 Maple Lake	Maple Lake	623	\$1,367,598	\$1,124,824	\$242,774	\$91,826	37.82%	\$62,442	25.72%	\$37,677	15.52%	\$44,602	18.37%	\$144,721	59.61%	★★★★★★
American Legion Post 132 New Ulm	New Ulm	417	\$291,704	\$224,184	\$67,520	\$35,164	52.08%	\$1,994	2.95%	\$19,833	29.37%	\$7,234	10.71%	\$29,061	43.04%	★★★★★★
American Legion Post 134 Walker	Walker	115	\$1,660,563	\$1,333,435	\$327,128	\$142,360	43.52%	\$72,248	22.09%	\$47,502	14.52%	\$77,365	23.65%	\$197,116	60.26%	★★★★★★
American Legion Post 136 Flensburg	Flensburg	2663	\$244,455	\$198,890	\$45,565	\$26,873	58.98%	\$7,086	15.55%	\$1,785	3.92%	\$3,979	8.73%	\$12,850	28.20%	★★★
American Legion Post 137 Royalton	Royalton	785	\$115,366	\$88,098	\$27,268	\$12,022	44.09%	\$7,288	26.73%	\$6,746	24.74%	\$3,330	12.21%	\$17,364	63.68%	★★★★★★
American Legion Post 141 Silver Lake	Silver Lake	123	\$209,969	\$167,776	\$42,193	\$19,411	46.01%	\$6,197	14.69%	\$10,293	24.39%	\$5,440	12.89%	\$21,931	51.98%	★★★★★★
American Legion Post 145 Howard Lake	Howard Lake	1342	\$1,521,798	\$1,356,698	\$165,100	\$65,931	39.93%	\$13,497	8.18%	\$53,483	32.39%	\$24,275	14.70%	\$91,255	55.27%	★★★★★★
American Legion Post 146 Adams	Adams	352	\$156,110	\$131,470	\$24,640	\$13,886	56.35%	\$10,556	42.84%	\$1,242	5.04%	\$3,788	15.37%	\$15,586	63.25%	★★★★★★
American Legion Post 147 Big Lake	Big Lake	1195	\$2,075,896	\$1,686,683	\$389,213	\$216,682	55.67%	\$74,339	19.10%	\$4,000	1.03%	\$88,169	22.65%	\$166,508	42.78%	★★★★★★
American Legion Post 149 Morristown	Morristown	660	\$286,477	\$211,898	\$74,579	\$30,963	41.52%	\$12,073	16.19%	\$15,688	21.04%	\$7,805	10.47%	\$35,567	47.69%	★★★★★★
American Legion Post 157 East Grand Forks	East Grand Forks	456	\$2,955,516	\$2,499,958	\$455,558	\$196,198	43.07%	\$74,014	16.25%	\$22,123	4.86%	\$132,003	28.98%	\$228,140	50.08%	★★★★★★
American Legion Post 16 Bagley	Bagley	977	\$882,913	\$730,269	\$152,644	\$74,039	48.50%	\$12,166	7.97%	\$31,440	20.60%	\$31,189	20.43%	\$74,795	49.00%	★★★★★★
American Legion Post 164 Stewartville	Stewartville	1093	\$866,127	\$718,683	\$147,444	\$63,144	42.83%	\$25,936	17.59%	\$38,285	25.97%	\$21,407	14.52%	\$85,628	58.07%	★★★★★★
American Legion Post 165 Bricelyn	Bricelyn	1183	\$59,532	\$49,656	\$9,876	\$4,446	45.01%	\$485	4.91%	\$4,216	42.69%	\$1,581	16.01%	\$6,282	63.61%	★★★★★★
American Legion Post 167 Willmar	Willmar	586	\$1,867,733	\$1,549,669	\$318,064	\$181,764	57.15%	\$25,801	8.11%	\$40,431	12.71%	\$83,063	26.12%	\$149,294	46.94%	★★★★★★
American Legion Post 168 White Bear Lake	White Bear Lake	539	\$957,183	\$775,678	\$181,505	\$107,591	59.28%	\$8,541	4.71%	\$37,927	20.90%	\$37,230	20.51%	\$83,699	46.11%	★★★★★★
American Legion Post 172 Osseo	Osseo	104	\$5,350,534	\$4,607,054	\$743,480	\$263,189	35.40%	\$105,450	14.18%	\$117,774	15.84%	\$227,231	30.56%	\$450,456	60.59%	★★★★★★
American Legion Post 1776 Apple Valley	Apple Valley	694	\$8,026,734	\$6,957,570	\$1,069,164	\$349,813	32.72%	\$272,210	25.46%	\$95,345	8.92%	\$347,885	32.54%	\$715,439	66.92%	★★★★★★
American Legion Post 178 Milaca	Milaca	530	\$375,242	\$287,658	\$87,584	\$51,257	58.52%	\$4,446	5.08%	\$24,092	27.51%	\$11,721	13.38%	\$40,259	45.97%	★★★★★★
American Legion Post 179 Plainview	Plainview	90	\$378,799	\$298,983	\$79,817	\$42,395	53.12%	\$7,698	9.65%	\$5,087	6.37%	\$11,568	14.49%	\$24,353	30.51%	★★★★
American Legion Post 181 Lake Park	Lake Park	577	\$124,967	\$100,381	\$24,586	\$14,417	58.64%	\$778	3.16%	\$6,665	27.11%	\$2,323	9.45%	\$9,767	39.73%	★★★★
American Legion Post 184 Pine Island	Pine Island	308	\$927,343	\$764,052	\$163,291	\$84,309	51.63%	\$5,487	3.36%	\$27,992	17.14%	\$19,892	12.18%	\$53,371	32.68%	★★★★
American Legion Post 187 Glenwood	Glenwood	509	\$113,531	\$89,574	\$23,957	\$16,742	69.88%	\$2,422	10.11%	\$3,988	16.65%	\$3,210	13.40%	\$9,621	40.16%	★★★★
American Legion Post 19 Madelia	Madelia	2091	\$644,389	\$553,275	\$91,114	\$39,891	43.78%	\$6,865	7.53%	\$32,231	35.37%	\$11,787	12.94%	\$50,883	55.85%	★★★★★★
American Legion Post 190 St. Charles	St. Charles	93	\$136,886	\$110,729	\$26,157	\$13,305	50.87%	\$11,192	42.79%	\$555	2.12%	\$3,539	13.53%	\$15,286	58.44%	★★★★★★
American Legion Post 191 Caledonia	Caledonia	773	\$243,139	\$200,941	\$42,199	\$14,412	34.15%	\$12,980	30.76%	\$8,355	19.80%	\$4,642	11.00%	\$25,977	61.56%	★★★★★★
American Legion Post 192 Elmore	Elmore	1699	\$207,661	\$165,411	\$42,250	\$35,237	83.40%	\$4,426	10.48%	\$6,406	15.16%	\$4,914	11.63%	\$15,746	37.27%	★★★

FY2017 Organization Annual Report Summary

by Organization Name

Organization Name	City	License Number	Gross Receipts	Prizes	Net Receipts	ALLOWABLE EXPENSES		LAWFUL PURPOSE EXPENDITURES						STAR RATING		
						TOTAL	%	Charitable	%	Other	%	Taxes/Fees	%		TOTAL	%
American Legion Post 20 Crookston	Crookston	471	\$525,368	\$431,650	\$93,718	\$92,171	98.35%	\$16,278	17.37%	\$16,229	17.32%	\$12,783	13.64%	\$45,289	48.33%	★★★★★
American Legion Post 202 Hackensack	Hackensack	972	\$785,580	\$675,933	\$109,647	\$78,832	71.90%	\$14,296	13.04%	\$6,487	5.92%	\$13,568	12.37%	\$34,351	31.33%	★★★★★
American Legion Post 207 Cleveland	Cleveland	1227	\$159,573	\$127,689	\$31,884	\$11,816	37.06%	\$9,756	30.60%	\$6,330	19.85%	\$4,125	12.94%	\$20,211	63.39%	★★★★★
American Legion Post 21 Moorhead	Moorhead	507	\$1,565,610	\$1,220,666	\$344,944	\$205,255	59.50%	\$31,297	9.07%	\$50,351	14.60%	\$58,717	17.02%	\$140,365	40.69%	★★★★★
American Legion Post 210 Wells	Wells	360	\$451,051	\$350,570	\$100,481	\$51,607	51.36%	\$22,848	22.74%	\$14,996	14.92%	\$10,335	10.29%	\$48,179	47.95%	★★★★★
American Legion Post 211 Holdingford	Holdingford	1416	\$220,889	\$166,509	\$54,380	\$24,257	44.61%	\$11,459	21.07%	\$7,955	14.63%	\$6,253	11.50%	\$25,667	47.20%	★★★★★
American Legion Post 212 Park Rapids	Park Rapids	220	\$4,058,294	\$3,512,882	\$545,413	\$224,042	41.08%	\$48,329	8.86%	\$73,564	13.49%	\$160,838	29.49%	\$282,731	51.84%	★★★★★
American Legion Post 214 Lancaster	Lancaster	1075	\$130,070	\$107,126	\$22,944	\$9,885	43.08%	\$8,567	37.34%	\$0	0.00%	\$3,083	13.44%	\$11,650	50.78%	★★★★★
American Legion Post 217 Baudette	Baudette	88	\$1,155,913	\$1,014,879	\$141,034	\$77,647	55.06%	\$35,703	25.32%	\$42,525	30.15%	\$23,241	16.48%	\$101,468	71.95%	★★★★★
American Legion Post 22 Red Lake Falls	Red Lake Falls	1101	\$277,324	\$226,629	\$50,695	\$24,392	48.11%	\$5,725	11.29%	\$15,839	31.24%	\$5,984	11.80%	\$27,549	54.34%	★★★★★
American Legion Post 220 Mountain Iron	Mountain Iron	751	\$26,025	\$20,863	\$5,162	\$1,561	30.24%	\$3,200	61.99%	\$575	11.14%	\$807	15.63%	\$4,582	88.76%	★★★★★
American Legion Post 221 St. Joseph	St Joseph	3156	\$132,648	\$96,682	\$35,966	\$11,645	32.38%	\$14,654	40.74%	\$490	1.36%	\$4,257	11.84%	\$19,401	53.94%	★★★★★
American Legion Post 225 Forest Lake	Forest Lake	131	\$1,867,462	\$1,479,432	\$388,030	\$195,381	50.35%	\$30,670	7.90%	\$93,306	24.05%	\$94,442	24.34%	\$218,418	56.29%	★★★★★
American Legion Post 228 Waseca	Waseca	135	\$401,864	\$319,697	\$82,167	\$50,196	61.09%	\$13,321	16.21%	\$31,582	38.44%	\$7,082	8.62%	\$51,985	63.27%	★★★★★
American Legion Post 234 Minneapolis	Minneapolis	733	\$446,956	\$382,677	\$64,279	\$26,017	40.47%	\$5,641	8.78%	\$23,318	36.28%	\$10,061	15.65%	\$39,020	60.70%	★★★★★
American Legion Post 237 Balaton	Balaton	747	\$79,050	\$61,958	\$17,092	\$6,776	39.65%	\$7,896	46.20%	\$0	0.00%	\$2,386	13.96%	\$10,282	60.16%	★★★★★
American Legion Post 24 Roseau	Roseau	118	\$832,037	\$655,846	\$176,191	\$102,086	57.94%	\$8,955	5.08%	\$29,763	16.89%	\$24,403	13.85%	\$63,121	35.83%	★★★★★
American Legion Post 241 Aurora	Aurora	130	\$871,274	\$766,633	\$104,640	\$69,568	66.48%	\$9,827	9.39%	\$12,114	11.58%	\$10,978	10.49%	\$32,919	31.46%	★★★★★
American Legion Post 242 Fisher	Fisher	865	\$387,005	\$322,087	\$64,918	\$30,693	47.28%	\$5,607	8.64%	\$16,192	24.94%	\$12,221	18.83%	\$34,020	52.40%	★★★★★
American Legion Post 243 Askov	Askov	2392	\$617,835	\$499,307	\$118,528	\$60,648	51.17%	\$31,946	26.95%	\$0	0.00%	\$13,081	11.04%	\$45,027	37.99%	★★★★★
American Legion Post 249 Spring Grove	Spring Grove	1443	\$236,687	\$186,543	\$50,144	\$25,379	50.61%	\$8,764	17.48%	\$10,437	20.81%	\$4,913	9.80%	\$24,114	48.09%	★★★★★
American Legion Post 25 Warroad	Warroad	1593	\$411,697	\$341,727	\$69,970	\$35,634	50.93%	\$950	1.36%	\$28,086	40.14%	\$8,197	11.71%	\$37,232	53.21%	★★★★★
American Legion Post 251 Robbinsdale	Robbinsdale	1173	\$1,495,722	\$1,290,620	\$205,103	\$130,152	63.46%	\$22,186	10.82%	\$4,300	2.10%	\$39,084	19.06%	\$65,570	31.97%	★★★★★
American Legion Post 253 Lowry	Lowry	2319	\$929,808	\$795,845	\$133,963	\$65,252	48.71%	\$30,255	22.58%	\$16,686	12.46%	\$18,307	13.67%	\$65,249	48.71%	★★★★★
American Legion Post 255 Brainerd	Brainerd	529	\$1,716,640	\$1,414,731	\$301,909	\$145,492	48.19%	\$55,191	18.28%	\$41,731	13.82%	\$59,552	19.73%	\$156,475	51.83%	★★★★★
American Legion Post 257 Springfield	Springfield	106	\$599,297	\$508,738	\$90,559	\$39,873	44.03%	\$27,299	30.14%	\$8,522	9.41%	\$9,633	10.64%	\$45,454	50.19%	★★★★★
American Legion Post 259 Excelsior	Shorewood	229	\$695,916	\$534,772	\$161,144	\$101,280	62.85%	\$17,929	11.13%	\$15,442	9.58%	\$27,050	16.79%	\$60,422	37.50%	★★★★★
American Legion Post 260 Monticello	Monticello	672	\$3,224,628	\$2,797,784	\$426,844	\$188,333	44.12%	\$61,250	14.35%	\$56,930	13.34%	\$117,706	27.58%	\$235,885	55.26%	★★★★★
American Legion Post 261 Kimball	Kimball	575	\$378,211	\$311,266	\$66,945	\$50,713	75.75%	\$1,530	2.29%	\$13,772	20.57%	\$10,239	15.30%	\$25,542	38.15%	★★★★★
American Legion Post 264 Glenville	Glenville	1304	\$224,201	\$182,888	\$41,313	\$24,796	60.02%	\$4,474	10.83%	\$8,191	19.83%	\$5,137	12.43%	\$17,803	43.09%	★★★★★
American Legion Post 269 Madison Lake	Madison Lake	1248	\$1,163,858	\$984,903	\$178,955	\$102,404	57.22%	\$46,010	25.71%	\$0	0.00%	\$34,955	19.53%	\$80,965	45.24%	★★★★★
American Legion Post 27 Warren	Warren	325	\$671,791	\$588,214	\$83,577	\$39,628	47.42%	\$5,702	6.82%	\$24,474	29.28%	\$12,148	14.54%	\$42,325	50.64%	★★★★★
American Legion Post 270 Buffalo	Buffalo	917	\$6,378,289	\$5,627,006	\$751,283	\$269,411	35.86%	\$156,302	20.80%	\$94,786	12.62%	\$257,500	34.27%	\$508,588	67.70%	★★★★★
American Legion Post 271 Paynesville	Paynesville	296	\$547,100	\$424,236	\$122,864	\$79,723	64.89%	\$6,846	5.57%	\$36,352	29.59%	\$13,641	11.10%	\$56,839	46.26%	★★★★★

FY2017 Organization Annual Report Summary

by Organization Name

Organization Name	City	License Number	Gross Receipts	Prizes	Net Receipts	ALLOWABLE EXPENSES		LAWFUL PURPOSE EXPENDITURES						STAR RATING		
						TOTAL	%	Charitable	%	Other	%	Taxes/Fees	%		TOTAL	%
American Legion Post 29 Morris	Morris	324	\$600,743	\$479,830	\$120,913	\$77,992	64.50%	\$22,592	18.68%	\$5,428	4.49%	\$12,550	10.38%	\$40,570	33.55%	☆☆☆☆
American Legion Post 294 Lake Crystal	Lake Crystal	343	\$461,015	\$373,326	\$87,689	\$48,075	54.83%	\$0	0.00%	\$25,988	29.64%	\$9,784	11.16%	\$35,771	40.79%	☆☆☆☆
American Legion Post 298 Foley	Foley	138	\$382,746	\$323,055	\$59,691	\$57,336	96.05%	\$8,504	14.25%	\$13,876	23.25%	\$8,125	13.61%	\$30,505	51.11%	☆☆☆☆
American Legion Post 299 Mabel	Mabel	208	\$369,170	\$303,170	\$66,000	\$41,901	63.49%	\$3,031	4.59%	\$17,213	26.08%	\$7,055	10.69%	\$27,299	41.36%	☆☆☆☆
American Legion Post 30 Fergus Falls	Fergus Falls	95	\$835,211	\$658,072	\$177,139	\$94,414	53.30%	\$23,833	13.45%	\$40,093	22.63%	\$23,740	13.40%	\$87,666	49.49%	☆☆☆☆
American Legion Post 303 Fridley	Fridley	1	\$5,054,404	\$4,330,232	\$724,172	\$377,857	52.18%	\$49,783	6.87%	\$59,571	8.23%	\$267,186	36.90%	\$376,540	52.00%	☆☆☆☆
American Legion Post 309 Belview	Belview	1260	\$61,180	\$49,738	\$11,442	\$5,098	44.56%	\$821	7.18%	\$4,312	37.68%	\$1,059	9.26%	\$6,192	54.12%	☆☆☆☆
American Legion Post 311 Elysian	Elysian	1027	\$828,391	\$664,535	\$163,856	\$76,252	46.54%	\$24,899	15.20%	\$26,469	16.15%	\$24,647	15.04%	\$76,015	46.39%	☆☆☆☆
American Legion Post 315 Lake Bronson	Lake Bronson	462	\$207,927	\$167,389	\$40,538	\$24,912	61.45%	\$1,073	2.65%	\$9,555	23.57%	\$4,765	11.75%	\$15,392	37.97%	☆☆☆☆
American Legion Post 317 Emmons	Emmons	300	\$153,250	\$124,179	\$29,071	\$6,479	22.29%	\$5,052	17.38%	\$11,884	40.88%	\$3,675	12.64%	\$20,610	70.90%	☆☆☆☆
American Legion Post 318 Fulda	Fulda	755	\$98,452	\$82,150	\$16,302	\$12,468	76.48%	\$5,169	31.71%	\$0	0.00%	\$2,464	15.11%	\$7,633	46.82%	☆☆☆☆
American Legion Post 320 Hopkins	Hopkins	225	\$2,440,885	\$2,127,169	\$313,716	\$175,708	56.01%	\$16,982	5.41%	\$59,713	19.03%	\$74,488	23.74%	\$151,183	48.19%	☆☆☆☆
American Legion Post 323 Clearwater	Clearwater	399	\$2,108,175	\$1,700,469	\$407,706	\$187,890	46.08%	\$40,365	9.90%	\$55,738	13.67%	\$105,937	25.98%	\$202,040	49.56%	☆☆☆☆
American Legion Post 328 St. Joseph	St. Joseph	1373	\$662,214	\$550,574	\$111,640	\$43,927	39.35%	\$23,762	21.28%	\$51,216	45.88%	\$12,140	10.87%	\$87,118	78.03%	☆☆☆☆
American Legion Post 33 St. James	St. James	190	\$680,731	\$528,897	\$151,834	\$62,732	41.32%	\$31,245	20.58%	\$28,318	18.65%	\$22,672	14.93%	\$82,235	54.16%	☆☆☆☆
American Legion Post 330 Hayfield	Hayfield	1404	\$228,584	\$180,445	\$48,139	\$16,959	35.23%	\$8,949	18.59%	\$15,927	33.09%	\$5,499	11.42%	\$30,376	63.10%	☆☆☆☆
American Legion Post 333 Kasson	Kasson	363	\$740,321	\$609,948	\$130,373	\$79,718	61.15%	\$28,110	21.56%	\$17,113	13.13%	\$19,667	15.09%	\$64,890	49.77%	☆☆☆☆
American Legion Post 334 Coon Rapids	Coon Rapids	127	\$4,362,759	\$3,690,022	\$672,737	\$353,279	52.51%	\$35,354	5.26%	\$47,779	7.10%	\$181,514	26.98%	\$264,647	39.34%	☆☆☆☆
American Legion Post 343 Norwood	Norwood Young A	1863	\$472,854	\$397,098	\$75,756	\$41,768	55.13%	\$19,274	25.44%	\$0	0.00%	\$8,757	11.56%	\$28,031	37.00%	☆☆☆☆
American Legion Post 353 Argyle	Argyle	302	\$117,882	\$95,576	\$22,306	\$11,046	49.52%	\$50	0.22%	\$7,117	31.91%	\$3,039	13.62%	\$10,206	45.75%	☆☆☆☆
American Legion Post 357 Ashby	Ashby	1367	\$1,368,492	\$1,194,506	\$173,986	\$104,177	59.88%	\$14,487	8.33%	\$24,432	14.04%	\$30,980	17.81%	\$69,899	40.18%	☆☆☆☆
American Legion Post 36 Fairmont	Fairmont	351	\$1,598,227	\$1,368,593	\$229,634	\$138,848	60.46%	\$54,371	23.68%	\$0	0.00%	\$56,373	24.55%	\$110,744	48.23%	☆☆☆☆
American Legion Post 361 Denham	Willow River	2277	\$241,163	\$192,672	\$48,490	\$31,474	64.91%	\$10,979	22.64%	\$0	0.00%	\$5,256	10.84%	\$16,235	33.48%	☆☆☆☆
American Legion Post 368 Backus	Backus	2865	\$2,051,899	\$1,769,217	\$282,682	\$138,026	48.83%	\$41,530	14.69%	\$26,033	9.21%	\$53,817	19.04%	\$121,380	42.94%	☆☆☆☆
American Legion Post 37 St. Peter	St. Peter	307	\$1,328,187	\$1,100,415	\$227,772	\$145,938	64.07%	\$16,803	7.38%	\$20,194	8.87%	\$45,961	20.18%	\$82,958	36.42%	☆☆☆☆
American Legion Post 377 Delano	Delano	329	\$1,784,702	\$1,480,172	\$304,530	\$135,008	44.33%	\$47,195	15.50%	\$43,090	14.15%	\$54,931	18.04%	\$145,216	47.69%	☆☆☆☆
American Legion Post 38 Redwood Falls	Redwood Falls	1339	\$267,893	\$219,544	\$48,349	\$19,173	39.66%	\$8,352	17.28%	\$9,277	19.19%	\$5,143	10.64%	\$22,772	47.10%	☆☆☆☆
American Legion Post 381 Eden Valley	Eden Valley	133	\$385,364	\$312,280	\$73,083	\$46,460	63.57%	\$16,887	23.11%	\$4,812	6.58%	\$9,841	13.47%	\$31,540	43.16%	☆☆☆☆
American Legion Post 39 North St. Paul	North St. Paul	1196	\$2,917,313	\$2,478,155	\$439,158	\$230,434	52.47%	\$37,531	8.55%	\$69,498	15.83%	\$122,898	27.99%	\$229,927	52.36%	☆☆☆☆
American Legion Post 390 Stephen	Stephen	2765	\$364,162	\$305,560	\$58,602	\$25,747	43.94%	\$7,255	12.38%	\$16,215	27.67%	\$6,552	11.18%	\$30,022	51.23%	☆☆☆☆
American Legion Post 391 Storden	Storden	143	\$249,684	\$206,538	\$43,146	\$12,599	29.20%	\$15,469	35.85%	\$8,777	20.34%	\$5,036	11.67%	\$29,282	67.87%	☆☆☆☆
American Legion Post 398 Mound	Mound	137	\$1,574,801	\$1,300,913	\$273,888	\$160,844	58.73%	\$29,986	10.95%	\$27,957	10.21%	\$68,406	24.98%	\$126,349	46.13%	☆☆☆☆
American Legion Post 40 Lanesboro	Lanesboro	3053	\$579,153	\$490,293	\$88,860	\$58,138	65.43%	\$9,216	10.37%	\$17,130	19.28%	\$10,171	11.45%	\$36,517	41.09%	☆☆☆☆
American Legion Post 400 Canton	Canton	2367	\$232,302	\$178,329	\$53,974	\$20,694	38.34%	\$25,555	47.35%	\$406	0.75%	\$5,977	11.07%	\$31,938	59.17%	☆☆☆☆

FY2017 Organization Annual Report Summary

by Organization Name

Organization Name	City	License Number	Gross Receipts	Prizes	Net Receipts	ALLOWABLE EXPENSES		LAWFUL PURPOSE EXPENDITURES						STAR RATING		
						TOTAL	%	Charitable	%	Other	%	Taxes/Fees	%		TOTAL	%
American Legion Post 404 Alden	Alden	983	\$134,117	\$108,058	\$26,059	\$3,479	13.35%	\$3,214	12.33%	\$4,949	18.99%	\$3,832	14.71%	\$11,995	46.03%	★★★★★
American Legion Post 41 Lamberton	Lamberton	659	\$97,497	\$77,971	\$19,526	\$10,425	53.39%	\$1,875	9.60%	\$4,123	21.11%	\$2,551	13.06%	\$8,548	43.78%	★★★★★
American Legion Post 417	Long Prairie	92229	\$211,900	\$176,170	\$35,730	\$9,416	26.35%	\$14,284	39.98%	\$9,957	27.87%	\$4,917	13.76%	\$29,158	81.61%	★★★★★
American Legion Post 423 Houston	Houston	2203	\$264,971	\$218,599	\$46,372	\$16,069	34.65%	\$11,671	25.17%	\$17,241	37.18%	\$5,522	11.91%	\$34,433	74.26%	★★★★★
American Legion Post 428 Waite Park	Waite Park	164	\$2,347,530	\$1,873,081	\$474,449	\$249,585	52.61%	\$45,724	9.64%	\$77,732	16.38%	\$90,941	19.17%	\$214,397	45.19%	★★★★★
American Legion Post 43 Faribault	Faribault	275	\$1,151,178	\$975,260	\$175,918	\$90,451	51.42%	\$17,113	9.73%	\$29,304	16.66%	\$30,954	17.60%	\$77,371	43.98%	★★★★★
American Legion Post 431 Twin Valley	Twin Valley	74	\$269,501	\$225,308	\$44,193	\$22,915	51.85%	\$10,884	24.63%	\$1,863	4.22%	\$4,805	10.87%	\$17,552	39.72%	★★★★★
American Legion Post 433 Gaylord	Gaylord	1239	\$51,457	\$36,939	\$14,518	\$12,106	83.39%	\$1,453	10.01%	\$0	0.00%	\$1,957	13.48%	\$3,410	23.49%	★★★
American Legion Post 443 Ironton	Ironton	148	\$1,934,585	\$1,695,990	\$238,595	\$156,039	65.40%	\$17,478	7.33%	\$21,197	8.88%	\$46,998	19.70%	\$85,672	35.91%	★★★★★
American Legion Post 444 Middle River	Middle River	1567	\$341,973	\$268,253	\$73,720	\$37,769	51.23%	\$7,321	9.93%	\$18,180	24.66%	\$8,054	10.93%	\$33,556	45.52%	★★★★★
American Legion Post 445 Karlstad	Karlstad	2820	\$334,480	\$282,008	\$52,472	\$21,345	40.68%	\$15,126	28.83%	\$9,188	17.51%	\$6,495	12.38%	\$30,809	58.71%	★★★★★
American Legion Post 452 Keewatin	Keewatin	551	\$264,001	\$204,635	\$59,366	\$39,627	66.75%	\$12,996	21.89%	\$7,438	12.53%	\$6,824	11.50%	\$27,258	45.92%	★★★★★
American Legion Post 454 Kiester	Kiester	790	\$84,450	\$63,448	\$21,002	\$7,176	34.17%	\$2,250	10.71%	\$9,960	47.42%	\$2,471	11.77%	\$14,681	69.90%	★★★★★
American Legion Post 455 Cold Spring	Cold Spring	1579	\$377,481	\$295,036	\$82,445	\$45,918	55.70%	\$11,686	14.17%	\$11,444	13.88%	\$11,294	13.70%	\$34,423	41.75%	★★★★★
American Legion Post 46 Little Falls	Little Falls	838	\$854,652	\$672,304	\$182,347	\$90,011	49.36%	\$41,358	22.68%	\$30,066	16.49%	\$33,382	18.31%	\$104,805	57.48%	★★★★★
American Legion Post 464 Brewster	Brewster	648	\$101,008	\$69,161	\$31,847	\$4,406	13.84%	\$24,010	75.39%	\$0	0.00%	\$3,427	10.76%	\$27,437	86.15%	★★★★★
American Legion Post 47 Hastings	Hastings	54	\$540,889	\$420,816	\$120,072	\$44,944	37.43%	\$4,904	4.08%	\$43,212	35.99%	\$14,986	12.48%	\$63,102	52.55%	★★★★★
American Legion Post 473 Rice	Rice	2521	\$221,545	\$170,379	\$51,166	\$26,445	51.68%	\$12,542	24.51%	\$8,529	16.67%	\$6,139	12.00%	\$27,211	53.18%	★★★★★
American Legion Post 475 St. Clair	St. Clair	478	\$229,850	\$181,344	\$48,506	\$17,025	35.10%	\$3,873	7.98%	\$7,543	15.55%	\$5,492	11.32%	\$16,908	34.86%	★★★★★
American Legion Post 478 Hardwick	Hardwick	661	\$149,309	\$125,350	\$23,959	\$14,056	58.67%	\$6,364	26.56%	\$750	3.13%	\$3,547	14.80%	\$10,661	44.50%	★★★★★
American Legion Post 48 Stillwater	Stillwater	903	\$974,678	\$818,187	\$156,490	\$103,331	66.03%	\$1,500	0.96%	\$13,604	8.69%	\$30,554	19.52%	\$45,657	29.18%	★★★
American Legion Post 482 Albany	Albany	1170	\$37,513	\$25,190	\$12,323	\$6,690	54.29%	\$3,232	26.23%	\$0	0.00%	\$1,775	14.40%	\$5,007	40.63%	★★★★★
American Legion Post 49 Pequot Lakes	Pequot Lakes	1103	\$353,102	\$279,095	\$74,007	\$46,420	62.72%	\$12,615	17.05%	\$5,787	7.82%	\$7,419	10.02%	\$25,821	34.89%	★★★★★
American Legion Post 491 Bayport	Bayport	467	\$9,550,972	\$7,988,644	\$1,562,329	\$861,044	55.11%	\$67,750	4.34%	\$45,966	2.94%	\$512,506	32.80%	\$626,222	40.08%	★★★★★
American Legion Post 500 Crosslake	Crosslake	997	\$254,355	\$184,083	\$70,272	\$34,313	48.83%	\$9,591	13.65%	\$18,077	25.72%	\$7,142	10.16%	\$34,811	49.54%	★★★★★
American Legion Post 505 Gary	Gary	677	\$123,484	\$107,565	\$15,919	\$9,032	56.74%	\$3,020	18.97%	\$497	3.12%	\$3,841	24.13%	\$7,359	46.23%	★★★★★
American Legion Post 507 Willernie	Willernie	2208	\$751,224	\$595,959	\$155,265	\$91,083	58.66%	\$41,506	26.73%	\$0	0.00%	\$29,627	19.08%	\$71,133	45.81%	★★★★★
American Legion Post 51 Pine City	Pine City	97	\$665,053	\$512,770	\$152,283	\$80,938	53.15%	\$1,200	0.79%	\$39,779	26.12%	\$24,338	15.98%	\$65,317	42.89%	★★★★★
American Legion Post 523 Golden Valley	Golden Valley	991	\$2,716,876	\$2,190,689	\$526,187	\$252,396	47.97%	\$93,370	17.74%	\$78,186	14.86%	\$138,836	26.39%	\$310,392	58.99%	★★★★★
American Legion Post 526 Peterson	Peterson	209	\$98,780	\$80,244	\$18,536	\$9,354	50.46%	\$816	4.40%	\$9,628	51.94%	\$2,416	13.03%	\$12,860	69.38%	★★★★★
American Legion Post 537 New London	New London	824	\$1,669,719	\$1,400,616	\$269,103	\$153,505	57.04%	\$32,555	12.10%	\$38,433	14.28%	\$60,380	22.44%	\$131,368	48.82%	★★★★★
American Legion Post 54 Red Wing	Red Wing	236	\$352,158	\$275,881	\$76,277	\$25,626	33.60%	\$6,895	9.04%	\$23,132	30.33%	\$12,422	16.29%	\$42,448	55.65%	★★★★★
American Legion Post 542 Roseville	Roseville	113	\$1,719,458	\$1,454,567	\$264,891	\$126,008	47.57%	\$27,481	10.37%	\$36,353	13.72%	\$66,305	25.03%	\$130,138	49.13%	★★★★★
American Legion Post 545 Spicer	Spicer	430	\$1,334,684	\$1,096,065	\$238,619	\$112,021	46.95%	\$28,635	12.00%	\$59,633	24.99%	\$45,386	19.02%	\$133,655	56.01%	★★★★★

FY2017 Organization Annual Report Summary

by Organization Name

Organization Name	City	License Number	Gross Receipts	Prizes	Net Receipts	ALLOWABLE EXPENSES		LAWFUL PURPOSE EXPENDITURES						STAR RATING		
						TOTAL	%	Charitable	%	Other	%	Taxes/Fees	%		TOTAL	%
						American Legion Post 550 Bloomington	Bloomington	234	\$5,879,987	\$5,198,086	\$681,901	\$273,063	40.04%		\$171,586	25.16%
American Legion Post 551 Eyota	Eyota	574	\$157,054	\$118,506	\$38,548	\$11,227	29.12%	\$7,353	19.08%	\$20,352	52.80%	\$3,920	10.17%	\$31,625	82.04%	★★★★★
American Legion Post 552 Freeborn	Wells	33189	\$247,855	\$192,628	\$55,227	\$26,922	48.75%	\$17,414	31.53%	\$4,854	8.79%	\$5,630	10.19%	\$27,899	50.52%	★★★★★
American Legion Post 553 Welcome	Welcome	743	\$316,046	\$242,905	\$73,141	\$31,117	42.54%	\$15,342	20.98%	\$7,117	9.73%	\$10,346	14.14%	\$32,805	44.85%	★★★★
American Legion Post 56 Albert Lea	Albert Lea	213	\$394,649	\$303,924	\$90,725	\$54,814	60.42%	\$5,636	6.21%	\$16,335	18.00%	\$9,779	10.78%	\$31,750	35.00%	★★★
American Legion Post 560 Zimmerman	Zimmerman	1190	\$1,334,449	\$1,142,277	\$192,172	\$107,232	55.80%	\$17,022	8.86%	\$21,550	11.21%	\$34,257	17.83%	\$72,829	37.90%	★★★
American Legion Post 561 Lewisville	Lewisville	916	\$913,615	\$775,835	\$137,780	\$78,664	57.09%	\$8,330	6.05%	\$10,137	7.36%	\$23,663	17.17%	\$42,130	30.58%	★★★
American Legion Post 566 Lino Lakes	Lino Lakes	2	\$1,547,237	\$1,298,013	\$249,223	\$155,184	62.27%	\$18,339	7.36%	\$30,785	12.35%	\$52,116	20.91%	\$101,240	40.62%	★★★★★
American Legion Post 567 St. Michael	St. Michael	332	\$5,087,303	\$4,445,431	\$641,872	\$277,242	43.19%	\$51,642	8.05%	\$76,948	11.99%	\$205,298	31.98%	\$333,888	52.02%	★★★★★
American Legion Post 57 Chaska	Chaska	114	\$981,118	\$823,775	\$157,342	\$98,678	62.72%	\$22,564	14.34%	\$23,738	15.09%	\$21,985	13.97%	\$68,287	43.40%	★★★★★
American Legion Post 577 St. Paul	St. Paul	935	\$2,101,959	\$1,748,585	\$353,374	\$202,999	57.45%	\$21,934	6.21%	\$53,384	15.11%	\$97,312	27.54%	\$172,630	48.85%	★★★★★
American Legion Post 579 Millville	Millville	292	\$205,392	\$162,819	\$42,573	\$29,324	68.88%	\$2,603	6.12%	\$2,759	6.48%	\$5,578	13.10%	\$10,940	25.70%	★★
American Legion Post 580 Chanhausen	Chanhausen	765	\$7,208,383	\$6,219,523	\$988,860	\$285,559	28.88%	\$283,916	28.71%	\$108,487	10.97%	\$335,088	33.89%	\$727,490	73.57%	★★★★★
American Legion Post 586 Lonsdale	Lonsdale	2150	\$90,870	\$64,970	\$25,900	\$7,711	29.77%	\$1,781	6.88%	\$11,106	42.88%	\$6,923	26.73%	\$19,811	76.49%	★★★★★
American Legion Post 59 Montevideo	Montevideo	139	\$805,251	\$636,757	\$168,494	\$84,754	50.30%	\$45,611	27.07%	\$21,763	12.92%	\$24,258	14.40%	\$91,632	54.38%	★★★★★
American Legion Post 595 La Crescent	La Crescent	170	\$740,838	\$587,541	\$153,297	\$71,645	46.74%	\$16,695	10.89%	\$23,381	15.25%	\$22,306	14.55%	\$62,382	40.69%	★★★★★
American Legion Post 596 Erskine	Erskine	1902	\$1,069,192	\$889,905	\$179,287	\$88,926	49.60%	\$51,628	28.80%	\$1,694	0.94%	\$32,557	18.16%	\$85,879	47.90%	★★★★★
American Legion Post 6 Pipestone	Pipestone	425	\$190,100	\$157,143	\$32,957	\$14,300	43.39%	\$600	1.82%	\$13,124	39.82%	\$4,379	13.29%	\$18,104	54.93%	★★★★★
American Legion Post 60 Grand Rapids	Grand Rapids	287	\$819,841	\$695,496	\$124,345	\$78,980	63.52%	\$15,541	12.50%	\$17,175	13.81%	\$18,757	15.08%	\$51,473	41.40%	★★★★★
American Legion Post 602 Hillman	Hillman	1023	\$104,404	\$78,227	\$26,177	\$18,393	70.26%	\$4,167	15.92%	\$3,304	12.62%	\$3,738	14.28%	\$11,208	42.82%	★★★★★
American Legion Post 613 Pine River	Pine River	492	\$335,163	\$249,645	\$85,518	\$49,011	57.31%	\$6,847	8.01%	\$22,973	26.86%	\$9,260	10.83%	\$39,080	45.70%	★★★★★
American Legion Post 617 Eagle Lake	Eagle Lake	41	\$412,480	\$326,113	\$86,367	\$28,049	32.48%	\$3,743	4.33%	\$28,891	33.45%	\$9,422	10.91%	\$42,056	48.69%	★★★★★
American Legion Post 620 Hugo	Hugo	905	\$1,209,313	\$996,042	\$213,271	\$122,506	57.44%	\$5,394	2.53%	\$44,150	20.70%	\$38,945	18.26%	\$88,490	41.49%	★★★★★
American Legion Post 621 St. Cloud	St. Cloud	298	\$1,204,131	\$1,018,943	\$185,188	\$82,573	44.59%	\$26,521	14.32%	\$38,269	20.66%	\$28,289	15.28%	\$93,079	50.26%	★★★★★
American Legion Post 622 St. Francis	St. Francis	1520	\$1,340,611	\$1,124,955	\$215,656	\$128,269	59.48%	\$26,900	12.47%	\$13,319	6.18%	\$45,289	21.00%	\$85,508	39.65%	★★★
American Legion Post 623 Plummer	Plummer	2312	\$361,525	\$311,380	\$50,145	\$27,820	55.48%	\$2,823	5.63%	\$10,182	20.30%	\$6,005	11.98%	\$19,010	37.91%	★★★
American Legion Post 627 Nisswa	Nisswa	1124	\$1,840,250	\$1,458,729	\$381,520	\$183,921	48.21%	\$87,640	22.97%	\$53,033	13.90%	\$87,140	22.84%	\$227,812	59.71%	★★★★★
American Legion Post 630 Brooklyn Center	Brooklyn Center	233	\$2,422,024	\$2,097,433	\$324,591	\$131,582	40.54%	\$60,235	18.56%	\$37,191	11.46%	\$87,645	27.00%	\$185,072	57.02%	★★★★★
American Legion Post 641 Plato	Plato	2498	\$276,115	\$221,928	\$54,187	\$33,745	62.27%	\$14,118	26.05%	\$675	1.25%	\$5,439	10.04%	\$20,233	37.34%	★★★
American Legion Post 642 Bowlus	Bowlus	1774	\$69,534	\$55,520	\$14,014	\$3,482	24.85%	\$4,332	30.92%	\$3,212	22.92%	\$2,023	14.44%	\$9,568	68.28%	★★★★★
American Legion Post 643 Savage	Savage	321	\$2,486,842	\$2,100,979	\$385,863	\$175,059	45.37%	\$16,019	4.15%	\$117,228	30.38%	\$91,776	23.78%	\$225,023	58.32%	★★★★★
American Legion Post 65 Rosemount	Rosemount	1253	\$911,041	\$769,676	\$141,365	\$93,910	66.43%	\$17,495	12.38%	\$15,700	11.11%	\$16,447	11.63%	\$49,642	35.12%	★★★
American Legion Post 67 Sauk Centre	Sauk Centre	1780	\$317,005	\$249,228	\$67,776	\$36,640	54.06%	\$6,695	9.88%	\$17,460	25.76%	\$9,731	14.36%	\$33,886	50.00%	★★★★★
American Legion Post 69 Granite Falls	Granite Falls	82	\$490,963	\$404,276	\$86,687	\$44,801	51.68%	\$16,644	19.20%	\$5,036	5.81%	\$10,745	12.39%	\$32,425	37.40%	★★★

FY2017 Organization Annual Report Summary

by Organization Name

Organization Name	City	License Number	Gross Receipts	Prizes	Net Receipts	ALLOWABLE EXPENSES		LAWFUL PURPOSE EXPENDITURES						STAR RATING		
						TOTAL	%	Charitable	%	Other	%	Taxes/Fees	%		TOTAL	%
American Legion Post 71 Duluth	Duluth	966	\$804,277	\$672,530	\$131,747	\$69,486	52.74%	\$11,889	9.02%	\$23,492	17.83%	\$21,246	16.13%	\$56,628	42.98%	★★★★★
American Legion Post 77 Owatonna	Owatonna	337	\$1,634,424	\$1,332,366	\$302,058	\$171,209	56.68%	\$38,246	12.66%	\$18,940	6.27%	\$77,503	25.66%	\$134,690	44.59%	★★★★★
American Legion Post 79 Montgomery	Montgomery	448	\$185,662	\$147,394	\$38,268	\$8,514	22.25%	\$9,200	24.04%	\$25,330	66.19%	\$4,184	10.93%	\$38,714	101.17%	★★★★★
American Legion Post 80 Wheaton	Wheaton	301	\$101,391	\$81,925	\$19,466	\$11,611	59.65%	\$4,831	24.82%	\$0	0.00%	\$1,926	9.89%	\$6,757	34.71%	★★★★★
American Legion Post 82 Winnebago	Winnebago	569	\$700,458	\$554,038	\$146,420	\$90,920	62.10%	\$31,445	21.48%	\$1,580	1.08%	\$16,534	11.29%	\$49,559	33.85%	★★★★★
American Legion Post 84 Northfield	Northfield	685	\$51,811	\$42,457	\$9,354	\$5,080	54.31%	\$2,276	24.33%	\$0	0.00%	\$1,542	16.48%	\$3,817	40.81%	★★★★★
American Legion Post 85 North Branch	North Branch	140	\$1,313,881	\$1,109,930	\$203,951	\$114,788	56.28%	\$32,010	15.70%	\$23,935	11.74%	\$30,150	14.78%	\$86,095	42.21%	★★★★★
American Legion Post 86 Aitkin	Aitkin	581	\$909,396	\$775,834	\$133,562	\$94,833	71.00%	\$18,393	13.77%	\$17,094	12.80%	\$15,394	11.53%	\$50,881	38.10%	★★★★★
American Legion Post 88 Greenbush	Greenbush	800	\$543,957	\$448,393	\$95,564	\$65,273	68.30%	\$39,928	41.78%	\$12,277	12.85%	\$12,156	12.72%	\$64,360	67.35%	★★★★★
American Legion Post 89 Blue Earth	Blue Earth	437	\$509,008	\$408,414	\$100,594	\$41,613	41.37%	\$13,912	13.83%	\$24,179	24.04%	\$10,454	10.39%	\$48,546	48.26%	★★★★★
American Legion Post 9 Winona	Winona	75	\$443,298	\$330,918	\$112,380	\$56,450	50.23%	\$22,625	20.13%	\$25,170	22.40%	\$12,605	11.22%	\$60,400	53.75%	★★★★★
American Legion Post 91 Austin	Austin	87	\$1,352,081	\$1,121,151	\$230,930	\$123,606	53.53%	\$31,819	13.78%	\$20,007	8.66%	\$52,859	22.89%	\$104,685	45.33%	★★★★★
American Legion Post 92 Rochester	Rochester	254	\$2,010,036	\$1,608,974	\$401,062	\$169,610	42.29%	\$70,103	17.48%	\$61,476	15.33%	\$104,513	26.06%	\$236,092	58.87%	★★★★★
American Legion Post 94 Rushford	Rushford	67	\$215,670	\$169,061	\$46,609	\$22,858	49.04%	\$6,200	13.30%	\$10,205	21.90%	\$7,771	16.67%	\$24,176	51.87%	★★★★★
American Legion Post 96 Hutchinson	Hutchinson	80	\$1,001,580	\$814,275	\$187,305	\$115,411	61.62%	\$34,919	18.64%	\$100	0.05%	\$31,795	16.97%	\$66,814	35.67%	★★★★★
American Legion Post 98 St. Paul Park	St. Paul Park	136	\$2,037,157	\$1,763,464	\$273,692	\$118,273	43.21%	\$35,975	13.14%	\$48,116	17.58%	\$68,756	25.12%	\$152,848	55.85%	★★★★★
Amvets Post 1 Mendota	Mendota	19091	\$13,003,095	\$11,322,269	\$1,680,826	\$1,097,351	65.29%	\$54,189	3.22%	\$0	0.00%	\$548,873	32.65%	\$603,062	35.88%	★★★★★
Amvets Post 12 Hibbing	Hibbing	32537	\$1,920,235	\$1,586,057	\$334,178	\$213,228	63.81%	\$8,224	2.46%	\$0	0.00%	\$110,266	33.00%	\$118,490	35.46%	★★★★★
Andover Football Association	Andover	36655	\$3,894,110	\$3,162,980	\$731,130	\$361,989	49.51%	\$118,573	16.22%	\$0	0.00%	\$172,443	23.59%	\$291,015	39.80%	★★★★★
Andover Huskies Youth Hockey Assoc	Andover	35843	\$10,665,816	\$8,902,236	\$1,763,580	\$603,226	34.20%	\$546,656	31.00%	\$0	0.00%	\$617,045	34.99%	\$1,163,701	65.99%	★★★★★
Annandale Firefighters Relief Assoc	Annandale	2746	\$1,232,042	\$1,087,981	\$144,061	\$91,144	63.27%	\$30,850	21.41%	\$150	0.10%	\$22,155	15.38%	\$53,155	36.90%	★★★★★
Annandale Lions Club	Annandale	2921	\$2,669,415	\$2,269,351	\$400,063	\$206,181	51.54%	\$86,208	21.55%	\$0	0.00%	\$99,421	24.85%	\$185,629	46.40%	★★★★★
Anoka Area Hockey Assoc	Anoka	3035	\$6,162,877	\$5,261,595	\$901,282	\$367,896	40.82%	\$161,042	17.87%	\$100,354	11.13%	\$267,582	29.69%	\$528,978	58.69%	★★★★★
Anoka Area Ice Arena Assoc	Anoka	2926	\$8,307,694	\$7,257,398	\$1,050,296	\$578,215	55.05%	\$0	0.00%	\$136,894	13.03%	\$347,365	33.07%	\$484,258	46.11%	★★★★★
Anoka Ramsey Athletic Association	Anoka	98049	\$1,175,952	\$1,012,753	\$163,199	\$133,857	82.02%	\$5,000	3.06%	\$0	0.00%	\$22,093	13.54%	\$27,093	16.60%	★★★★★
Apple Valley Hockey Association	Apple Valley	1711	\$12,674,771	\$11,064,099	\$1,610,672	\$625,263	38.82%	\$444,124	27.57%	\$0	0.00%	\$537,145	33.35%	\$981,269	60.92%	★★★★★
Armstrong Cooper Youth Hockey Ass	New Hope	5723	\$5,547,967	\$4,663,018	\$884,949	\$384,616	43.46%	\$215,891	24.40%	\$0	0.00%	\$301,880	34.11%	\$517,771	58.51%	★★★★★
Audubon Vol Fire Fighters Relief Assoc	Audubon	613	\$218,207	\$178,521	\$39,686	\$33,180	83.61%	\$3,225	8.13%	\$6,400	16.13%	\$3,815	9.61%	\$13,440	33.87%	★★★★★
Austin Area Commission for the Arts	Austin	4427	\$563,734	\$458,343	\$105,391	\$60,152	57.08%	\$30,526	28.96%	\$0	0.00%	\$12,539	11.90%	\$43,065	40.86%	★★★★★
Avon Lions Club	Avon	2668	\$805,526	\$695,271	\$110,255	\$62,924	57.07%	\$29,824	27.05%	\$0	0.00%	\$11,884	10.78%	\$41,708	37.83%	★★★★★
Babe Ruth League	Brooklyn Park	3273	\$476,374	\$378,883	\$97,491	\$97,136	99.64%	\$17,975	18.44%	\$0	0.00%	\$11,672	11.97%	\$29,647	30.41%	★★★★★
Badger Jaycees	Badger	2315	\$554,496	\$462,096	\$92,400	\$69,743	75.48%	\$14,736	15.95%	\$0	0.00%	\$9,521	10.30%	\$24,257	26.25%	★★★★★
Bagley Youth Hockey Association	Bagley	92996	\$547,893	\$437,324	\$110,569	\$52,911	47.85%	\$27,508	24.88%	\$0	0.00%	\$12,203	11.04%	\$39,711	35.92%	★★★★★
Barnesville Booster Club	Barnesville	2656	\$599,737	\$496,759	\$102,978	\$50,394	48.94%	\$55,379	53.78%	\$0	0.00%	\$10,656	10.35%	\$66,035	64.13%	★★★★★

FY2017 Organization Annual Report Summary

by Organization Name

Organization Name	City	License Number	Gross Receipts	Prizes	Net Receipts	ALLOWABLE EXPENSES		LAWFUL PURPOSE EXPENDITURES						STAR RATING		
						TOTAL	%	Charitable	%	Other	%	Taxes/Fees	%		TOTAL	%
Barrett Fire Dept Relief Assoc	Elbow Lake	3553	\$621,469	\$552,043	\$69,426	\$39,644	57.10%	\$22,350	32.19%	\$0	0.00%	\$7,866	11.33%	\$30,216	43.52%	★★★★★
Baseball Association 191	Apple Valley	5455	\$670,816	\$568,236	\$102,580	\$42,147	41.09%	\$34,820	33.94%	\$0	0.00%	\$10,133	9.88%	\$44,953	43.82%	★★★★★
Basilica of St Stanislaus Kostka	Winona	1026	\$213,371	\$139,872	\$73,499	\$21,396	29.11%	\$45,000	61.23%	\$0	0.00%	\$7,332	9.98%	\$52,332	71.20%	★★★★★
Baudette Area Arena	Baudette	3248	\$1,122,851	\$874,365	\$248,486	\$105,258	42.36%	\$88,846	35.75%	\$0	0.00%	\$60,049	24.17%	\$148,895	59.92%	★★★★★
Baudette Fire Dept Relief Assoc	Baudette	2839	\$479,941	\$392,306	\$87,635	\$40,271	45.95%	\$27,000	30.81%	\$0	0.00%	\$9,306	10.62%	\$36,306	41.43%	★★★★★
Baxter Lions Club	Baxter	501	\$540,040	\$432,394	\$107,646	\$70,994	65.95%	\$17,753	16.49%	\$0	0.00%	\$12,887	11.97%	\$30,640	28.46%	★★★
Baxter Snowmobile Club	Baxter	34879	\$698,644	\$570,860	\$127,784	\$71,597	56.03%	\$17,209	13.47%	\$0	0.00%	\$23,258	18.20%	\$40,467	31.67%	★★★★★
B-Dale Club	Roseville	330	\$625,221	\$539,281	\$85,940	\$35,366	41.15%	\$11,908	13.86%	\$8,934	10.40%	\$13,020	15.15%	\$33,862	39.40%	★★★★
Belgrade Lions Club	Belgrade	1784	\$841,041	\$715,185	\$125,856	\$65,909	52.37%	\$56,577	44.95%	\$250	0.20%	\$12,931	10.27%	\$69,758	55.43%	★★★★★
Belle Plaine Chamber of Commerce	Belle Plaine	3153	\$3,612,164	\$3,135,719	\$476,444	\$247,062	51.86%	\$94,096	19.75%	\$0	0.00%	\$135,257	28.39%	\$229,353	48.14%	★★★★★
Belle Plaine Friends of the Library	Belle Plaine	3520	\$1,396,039	\$1,205,175	\$190,864	\$105,836	55.45%	\$5,176	2.71%	\$0	0.00%	\$67,741	35.49%	\$72,917	38.20%	★★★★★
Belview Firemen's Relief Assoc	Belview	5297	\$31,457	\$25,757	\$5,700	\$4,719	82.80%	\$0	0.00%	\$0	0.00%	\$1,072	18.81%	\$1,072	18.81%	★
Bemidji Baseball Association, Inc	Bemidji	3134	\$1,019,898	\$828,835	\$191,063	\$101,768	53.26%	\$26,931	14.10%	\$0	0.00%	\$37,693	19.73%	\$64,624	33.82%	★★★★★
Benson Hockey Assoc	Benson	1823	\$4,374,551	\$3,729,692	\$644,859	\$276,001	42.80%	\$143,311	22.22%	\$6,497	1.01%	\$200,687	31.12%	\$350,495	54.35%	★★★★★
Bethlehem Academy	Faribault	1795	\$765,689	\$625,537	\$140,152	\$74,121	52.89%	\$52,192	37.24%	\$0	0.00%	\$20,213	14.42%	\$72,405	51.66%	★★★★★
Big Falls Lions Club	Big Falls	2989	\$338,463	\$274,616	\$63,846	\$21,566	33.78%	\$28,700	44.95%	\$0	0.00%	\$6,547	10.25%	\$35,247	55.21%	★★★★★
Big Lake Aquatic Association	Richmond	2744	\$52,531	\$41,906	\$10,625	\$9,722	91.50%	\$1,216	11.45%	\$0	0.00%	\$2,280	21.46%	\$3,496	32.91%	★★★★
Big Lake Spud Fest	Big Lake	4272	\$5,595,523	\$4,886,320	\$709,203	\$328,660	46.34%	\$161,804	22.81%	\$0	0.00%	\$211,506	29.82%	\$373,310	52.64%	★★★★★
Bird Island Lions	Bird Island	4616	\$387,485	\$326,284	\$61,201	\$37,444	61.18%	\$16,045	26.22%	\$0	0.00%	\$6,829	11.16%	\$22,874	37.38%	★★★★★
Blackduck Firemens Relief Assoc	Blackduck	1944	\$712,516	\$587,983	\$124,534	\$64,610	51.88%	\$43,278	34.75%	\$0	0.00%	\$16,961	13.62%	\$60,238	48.37%	★★★★★
Blaine Youth Hockey Assoc	Blaine	776	\$14,079,549	\$11,825,523	\$2,254,026	\$631,786	28.03%	\$841,347	37.33%	\$0	0.00%	\$778,433	34.54%	\$1,619,780	71.86%	★★★★★
Blaine's Blazin 4th, Inc. DBA Blaine F	Blaine	92932	\$8,639,955	\$7,164,021	\$1,475,934	\$512,222	34.70%	\$428,778	29.05%	\$0	0.00%	\$498,015	33.74%	\$926,793	62.79%	★★★★★
Blooming Prairie Servicemen's Club	Blooming Prairie	620	\$179,010	\$140,660	\$38,350	\$7,279	18.98%	-\$850	-2.22%	\$23,236	60.59%	\$3,878	10.11%	\$26,264	68.49%	★★★★★
Bloomington Jefferson Hockey Booste	Bloomington	1681	\$2,608,578	\$2,086,868	\$521,710	\$232,097	44.49%	\$118,240	22.66%	\$0	0.00%	\$143,320	27.47%	\$261,560	50.14%	★★★★★
Bloomington Lions Club	Bloomington	1670	\$3,212,431	\$2,759,842	\$452,590	\$175,669	38.81%	\$142,040	31.38%	\$2,000	0.44%	\$131,896	29.14%	\$275,936	60.97%	★★★★★
Bluffton Baseball Assoc	Bluffton	2267	\$696,526	\$589,691	\$106,835	\$50,568	47.33%	\$43,353	40.58%	\$0	0.00%	\$13,050	12.22%	\$56,403	52.79%	★★★★★
Borup Community Club	Borup	1894	\$448,686	\$372,472	\$76,215	\$45,741	60.02%	\$13,261	17.40%	\$250	0.33%	\$12,656	16.61%	\$26,167	34.33%	★★★★
Bowlus Firemen's Relief Assoc	Bowlus	2719	\$344,221	\$288,472	\$55,749	\$33,952	60.90%	\$15,700	28.16%	\$0	0.00%	\$6,675	11.97%	\$22,375	40.13%	★★★★★
Boxers Workout Gym DBA St. Cloud I	St. Cloud	5223	\$2,387,531	\$1,958,720	\$428,811	\$236,076	55.05%	\$62,712	14.62%	\$886	0.21%	\$113,653	26.50%	\$177,252	41.34%	★★★★★
Boyd Firemen's Relief Assoc	Boyd	2747	\$454,116	\$383,355	\$70,761	\$31,560	44.60%	\$30,056	42.48%	\$0	0.00%	\$7,859	11.11%	\$37,915	53.58%	★★★★★
Brainerd Lions Club	Brainerd	2761	\$2,495,291	\$2,124,098	\$371,193	\$185,074	49.86%	\$103,436	27.87%	\$0	0.00%	\$103,545	27.90%	\$206,981	55.76%	★★★★★
Brainerd Snodeos	Brainerd	5604	\$1,656,622	\$1,376,074	\$280,548	\$108,862	38.80%	\$52,926	18.87%	\$64,650	23.04%	\$56,297	20.07%	\$173,874	61.98%	★★★★★
Brandon Firemen's Relief Assoc	Brandon	2289	\$1,656,176	\$1,412,519	\$243,657	\$86,349	35.44%	\$101,565	41.68%	\$0	0.00%	\$53,009	21.76%	\$154,574	63.44%	★★★★★
Breckenridge Fire Department Relief	Breckenridge	1117	\$359,788	\$310,789	\$48,999	\$36,954	75.42%	\$14,000	28.57%	\$0	0.00%	\$4,432	9.05%	\$18,432	37.62%	★★★

FY2017 Organization Annual Report Summary

by Organization Name

Organization Name	City	License Number	Gross Receipts	Prizes	Net Receipts	ALLOWABLE EXPENSES		LAWFUL PURPOSE EXPENDITURES						STAR RATING		
						TOTAL	%	Charitable	%	Other	%	Taxes/Fees	%		TOTAL	%
Breckenridge Youth Hockey Assoc	Breckenridge	1426	\$738,939	\$597,999	\$140,940	\$70,439	49.98%	\$43,079	30.57%	\$0	0.00%	\$19,606	13.91%	\$62,685	44.48%	★★★★★
Breezy Point Figure Skating Club	Breezy Point	93244	\$688,754	\$571,576	\$117,178	\$55,430	47.30%	\$28,094	23.98%	\$0	0.00%	\$13,295	11.35%	\$41,389	35.32%	★★★★★
Brooten Commercial Club	Brooten	3575	\$387,348	\$292,819	\$94,528	\$65,128	68.90%	\$35,428	37.48%	\$0	0.00%	\$11,290	11.94%	\$46,718	49.42%	★★★★★
Browerville Lions Club	Browerville	3194	\$346,662	\$282,875	\$63,787	\$31,171	48.87%	\$21,835	34.23%	\$0	0.00%	\$6,557	10.28%	\$28,392	44.51%	★★★★★
Brownsdale Firemen's Relief Association	Brownsdale	2810	\$318,008	\$254,269	\$63,740	\$22,103	34.68%	\$24,250	38.05%	\$0	0.00%	\$6,436	10.10%	\$30,686	48.14%	★★★★★
Brownton Lions Club	Brownton	2430	\$768,392	\$650,574	\$117,818	\$58,126	49.34%	\$46,528	39.49%	\$0	0.00%	\$13,117	11.13%	\$59,645	50.62%	★★★★★
Buckman Trailblazers Snowmobile Club	Pierz	3186	\$245,344	\$186,173	\$59,171	\$33,302	56.28%	\$22,144	37.42%	\$0	0.00%	\$6,555	11.08%	\$28,699	48.50%	★★★★★
Buffalo Lake Lions Club	Buffalo Lake	2798	\$225,496	\$184,841	\$40,655	\$27,153	66.79%	\$8,480	20.86%	\$1,509	3.71%	\$4,441	10.92%	\$14,430	35.49%	★★★★★
Buffalo Lions Club	Buffalo	1865	\$1,241,729	\$1,047,946	\$193,783	\$113,676	58.66%	\$44,481	22.95%	\$250	0.13%	\$35,372	18.25%	\$80,103	41.34%	★★★★★
Buffalo Youth Hockey Association	Buffalo	2299	\$4,420,614	\$3,699,157	\$721,457	\$255,734	35.45%	\$250,000	34.65%	\$0	0.00%	\$209,810	29.08%	\$459,810	63.73%	★★★★★
Burnsville Hockey Club	Burnsville	4433	\$2,695,513	\$2,253,967	\$441,546	\$282,034	63.87%	\$64,948	14.71%	\$0	0.00%	\$142,691	32.32%	\$207,639	47.03%	★★★★★
Burnsville Lions Club	Burnsville	3336	\$11,975,502	\$10,585,099	\$1,390,403	\$616,505	44.34%	\$316,013	22.73%	\$0	0.00%	\$467,921	33.65%	\$783,935	56.38%	★★★★★
Caledonia Sno-Gophers Snowmobile Club	Brownsville	4864	\$575,184	\$468,655	\$106,529	\$46,152	43.32%	\$3,422	3.21%	\$75,021	70.42%	\$13,379	12.56%	\$91,822	86.19%	★★★★★
Caledonia Volunteer Fire Department	Caledonia	34760	\$62,498	\$51,970	\$10,528	\$6,228	59.16%	\$1,300	12.35%	\$0	0.00%	\$2,762	26.23%	\$4,062	38.58%	★★★★★
Cambridge Drift Dusters	Cambridge	92521	\$388,700	\$313,348	\$75,352	\$51,871	68.84%	\$20,663	27.42%	\$0	0.00%	\$14,037	18.63%	\$34,700	46.05%	★★★★★
Cambridge-Isanti Hockey Association	Isanti	3817	\$3,417,156	\$2,866,690	\$550,466	\$282,699	51.36%	\$102,445	18.61%	\$0	0.00%	\$149,277	27.12%	\$251,723	45.73%	★★★★★
Cambridge-Isanti Redbirds Inc	Isanti	3510	\$434,976	\$362,196	\$72,780	\$27,953	38.41%	\$39,955	54.90%	\$0	0.00%	\$6,978	9.59%	\$46,933	64.49%	★★★★★
Camp Winnebago	Caledonia	5320	\$54,719	\$30,387	\$24,332	\$13,366	54.93%	\$18,000	73.98%	\$0	0.00%	\$2,112	8.68%	\$20,112	82.66%	★★★★★
Canby Fire Dept Relief Assoc	Canby	2587	\$445,263	\$368,223	\$77,040	\$33,096	42.96%	\$33,975	44.10%	\$0	0.00%	\$7,849	10.19%	\$41,824	54.29%	★★★★★
Cannon Falls Fire Dept Relief Assoc	Cannon Falls	3129	\$542,686	\$441,471	\$101,215	\$64,288	63.52%	\$22,900	22.63%	\$0	0.00%	\$10,849	10.72%	\$33,749	33.34%	★★★★★
Caring for the Kids Community	Aurora	93700	\$1,132,217	\$972,949	\$159,268	\$66,407	41.69%	\$52,536	32.99%	\$0	0.00%	\$22,894	14.37%	\$75,431	47.36%	★★★★★
Carlos Lions Club	Eagle Bend	5899	\$3,088,068	\$2,726,301	\$361,768	\$184,454	50.99%	\$74,281	20.53%	\$0	0.00%	\$100,350	27.74%	\$174,631	48.27%	★★★★★
Carver Lions Club	Carver	1745	\$1,366,919	\$1,165,598	\$201,321	\$100,155	49.75%	\$58,038	28.83%	\$0	0.00%	\$32,170	15.98%	\$90,208	44.81%	★★★★★
CC Riders Snowmobile Club	Canyon	5531	\$1,160,720	\$943,688	\$217,032	\$123,496	56.90%	\$41,460	19.10%	\$0	0.00%	\$48,017	22.12%	\$89,477	41.23%	★★★★★
Centennial HS Football Booster Club	Circle Pines	93215	\$1,491,098	\$1,230,890	\$260,208	\$170,322	65.46%	\$47,282	18.17%	\$0	0.00%	\$73,377	28.20%	\$120,659	46.37%	★★★★★
Centennial Youth Hockey Assoc	Circle Pines	3934	\$14,952,393	\$13,069,136	\$1,883,257	\$853,850	45.34%	\$307,684	16.34%	\$0	0.00%	\$631,643	33.54%	\$939,326	49.88%	★★★★★
Center City Firemen's Relief Assoc	Center City	2236	\$1,844,943	\$1,576,643	\$268,300	\$121,334	45.22%	\$90,150	33.60%	\$0	0.00%	\$62,498	23.29%	\$152,648	56.89%	★★★★★
Central Minnesota Noon Optimist Club	St. Cloud	32368	\$2,589,345	\$2,164,639	\$424,706	\$239,050	56.29%	\$66,256	15.60%	\$0	0.00%	\$111,616	26.28%	\$177,872	41.88%	★★★★★
Champlin Park Baseball Association	Champlin	92993	\$5,949,807	\$4,914,229	\$1,035,578	\$432,042	41.72%	\$210,944	20.37%	\$0	0.00%	\$353,833	34.17%	\$564,777	54.54%	★★★★★
Champlin Park Youth Hockey Assoc	Champlin	4865	\$5,002,381	\$4,302,085	\$700,296	\$339,704	48.51%	\$202,600	28.93%	\$0	0.00%	\$192,498	27.49%	\$395,098	56.42%	★★★★★
Champlin-Dayton Athletic Association	Champlin	31980	\$4,060,522	\$3,548,932	\$511,590	\$229,042	44.77%	\$174,066	34.02%	\$0	0.00%	\$161,344	31.54%	\$335,410	65.56%	★★★★★
Chaska Lions Club	Chaska	1070	\$2,540,494	\$2,135,203	\$405,292	\$173,789	42.88%	\$133,619	32.97%	\$3,000	0.74%	\$117,526	29.00%	\$254,145	62.71%	★★★★★
Chatfield Athletic's Club	Chatfield	3071	\$227,205	\$171,185	\$56,020	\$17,136	30.59%	\$38,138	68.08%	\$0	0.00%	\$5,913	10.56%	\$44,051	78.63%	★★★★★
Chatfield Firefighters Activities Assoc	Chatfield	3377	\$2,476,358	\$2,147,443	\$328,916	\$170,646	51.88%	\$78,437	23.85%	\$0	0.00%	\$92,292	28.06%	\$170,729	51.91%	★★★★★

FY2017 Organization Annual Report Summary

by Organization Name

Organization Name	City	License Number	Gross Receipts	Prizes	Net Receipts	ALLOWABLE EXPENSES		LAWFUL PURPOSE EXPENDITURES						STAR RATING		
						TOTAL	%	Charitable	%	Other	%	Taxes/Fees	%		TOTAL	%
Chicagami	Eveleth	1483	\$2,763,370	\$2,277,425	\$485,945	\$239,658	49.32%	\$88,921	18.30%	\$0	0.00%	\$147,339	30.32%	\$236,261	48.62%	★★★★★
Chisago City Fire Relief Assoc	Chisago City	2391	\$3,174,567	\$2,700,897	\$473,670	\$250,985	52.99%	\$72,854	15.38%	\$0	0.00%	\$141,353	29.84%	\$214,207	45.22%	★★★★★
Chisago Lakes Area Recreation Assn	Lindstrom	2577	\$1,491,941	\$1,236,639	\$255,301	\$147,372	57.72%	\$51,926	20.34%	\$0	0.00%	\$53,777	21.06%	\$105,703	41.40%	★★★★★
Chops Inc	Minneapolis	31322	\$12,071,305	\$10,465,428	\$1,605,876	\$858,485	53.46%	\$337,009	20.99%	\$0	0.00%	\$535,233	33.33%	\$872,242	54.32%	★★★★★
C-I Quarterback Club	Ironton	2536	\$1,543,511	\$1,362,010	\$181,501	\$127,958	70.50%	\$39,080	21.53%	\$0	0.00%	\$35,008	19.29%	\$74,088	40.82%	★★★★★
Claremont Area Chamber of Commerce	Claremont	5159	\$1,340,129	\$1,128,036	\$212,093	\$116,843	55.09%	\$52,662	24.83%	\$0	0.00%	\$37,857	17.85%	\$90,518	42.68%	★★★★★
Clarkfield Lions Club	Clarkfield	33272	\$362,896	\$290,065	\$72,831	\$35,453	48.68%	\$25,515	35.03%	\$100	0.14%	\$8,372	11.50%	\$33,987	46.67%	★★★★★
Clear Lake Lions Club	Clear Lake	1790	\$5,641,051	\$4,799,159	\$841,892	\$394,756	46.89%	\$182,482	21.68%	\$0	0.00%	\$264,593	31.43%	\$447,075	53.10%	★★★★★
Clearbrook Community Club	Clearbrook	778	\$851,343	\$736,801	\$114,542	\$55,773	48.69%	\$43,695	38.15%	\$0	0.00%	\$16,314	14.24%	\$60,009	52.39%	★★★★★
Clearwater Lions Club	Clearwater	2167	\$1,832,485	\$1,556,900	\$275,585	\$153,952	55.86%	\$64,074	23.25%	\$0	0.00%	\$63,457	23.03%	\$127,531	46.28%	★★★★★
Clearwater Trail Blazers Snowmobile Club	Gonvick	32290	\$550,525	\$436,072	\$114,453	\$53,459	46.71%	\$22,439	19.61%	\$5,000	4.37%	\$27,095	23.67%	\$54,534	47.65%	★★★★★
Clements Fire Dept Relief Assoc	Clements	31542	\$140,665	\$107,248	\$33,417	\$21,604	64.65%	\$12,385	37.06%	\$0	0.00%	\$4,259	12.75%	\$16,644	49.81%	★★★★★
Cleveland Firemen's Relief Association	Cleveland	2951	\$623,830	\$510,451	\$113,380	\$61,876	54.57%	\$38,400	33.87%	\$0	0.00%	\$13,659	12.05%	\$52,059	45.92%	★★★★★
Climax Community Club	Climax	1246	\$860,700	\$747,185	\$113,515	\$59,579	52.49%	\$29,639	26.11%	\$4,375	3.85%	\$14,292	12.59%	\$48,306	42.55%	★★★★★
Climb Inc	Inver Grove Heights	2002	\$12,840,983	\$10,698,027	\$2,142,956	\$988,446	46.13%	\$322,266	15.04%	\$0	0.00%	\$754,895	35.23%	\$1,077,161	50.27%	★★★★★
Cloquet Amateur Hockey Womens Association	Cloquet	4882	\$1,484,409	\$1,245,575	\$238,834	\$124,936	52.31%	\$35,638	14.92%	\$26,500	11.10%	\$54,271	22.72%	\$116,409	48.74%	★★★★★
Club Almar Sports Inc	St. Cloud	1557	\$448,572	\$348,287	\$100,285	\$26,028	25.95%	\$58,132	57.97%	\$0	0.00%	\$11,040	11.01%	\$69,172	68.98%	★★★★★
Cokato Firefighters Relief Assoc	Cokato	33641	\$103,432	\$75,228	\$28,204	\$13,304	47.17%	\$7,985	28.31%	\$0	0.00%	\$3,443	12.21%	\$11,428	40.52%	★★★★★
Cold Spring Fire Dept Relief Assoc	Cold Spring	5054	\$275,020	\$224,116	\$50,904	\$24,621	48.37%	\$19,699	38.70%	\$0	0.00%	\$5,614	11.03%	\$25,313	49.73%	★★★★★
Cold Spring Lions Club	Richmond	2364	\$606,050	\$509,408	\$96,643	\$55,475	57.40%	\$22,272	23.05%	\$0	0.00%	\$12,726	13.17%	\$34,999	36.21%	★★★★★
Cologne Firemans Relief Assoc	Cologne	709	\$430,919	\$360,105	\$70,814	\$41,120	58.07%	\$25,339	35.78%	\$0	0.00%	\$8,281	11.69%	\$33,620	47.48%	★★★★★
Columbia Heights Athletic Boosters Club	Columbia Heights	2072	\$1,113,352	\$820,759	\$292,593	\$167,371	57.20%	\$64,678	22.11%	\$0	0.00%	\$57,844	19.77%	\$122,522	41.87%	★★★★★
Community Charities of Minnesota	Mankato	2650	\$12,537,508	\$10,584,920	\$1,952,589	\$885,374	45.34%	\$330,544	16.93%	\$900	0.05%	\$707,751	36.25%	\$1,039,196	53.22%	★★★★★
Community Connection of Sauk Centre	Sauk Centre	34704	\$1,392,424	\$1,197,739	\$194,685	\$112,773	57.93%	\$31,991	16.43%	\$0	0.00%	\$36,372	18.68%	\$68,363	35.11%	★★★★★
Competition Cheer Spirit Booster Club	Anoka,	93284	\$454,435	\$392,733	\$61,702	\$37,248	60.37%	\$15,000	24.31%	\$0	0.00%	\$4,707	7.63%	\$19,707	31.94%	★★★★★
Confidence Learning Center	East Gull Lake	691	\$10,963,480	\$8,951,972	\$2,011,509	\$965,952	48.02%	\$304,806	15.15%	\$0	0.00%	\$663,698	33.00%	\$968,504	48.15%	★★★★★
Cook Firemens Relief Association	Cook	3754	\$202,651	\$157,403	\$45,248	\$29,675	65.58%	\$11,750	25.97%	\$900	1.99%	\$4,360	9.64%	\$17,010	37.59%	★★★★★
Cook Timberwolves Snowmobile Club	Cook	5108	\$394,033	\$317,944	\$76,089	\$42,522	55.88%	\$24,482	32.17%	\$0	0.00%	\$9,275	12.19%	\$33,757	44.37%	★★★★★
Coon Lake Community & Senior Center	Wyoming	3403	\$746,870	\$621,532	\$125,338	\$76,231	60.82%	\$27,532	21.97%	\$4,259	3.40%	\$18,022	14.38%	\$49,813	39.74%	★★★★★
Coon Rapids Lions Club	Coon Rapids	13	\$2,281,875	\$1,888,571	\$393,304	\$242,982	61.78%	\$50,503	12.84%	\$0	0.00%	\$98,868	25.14%	\$149,372	37.98%	★★★★★
Coon Rapids Mat Bandits Wrestling Club	Coon Rapids	5645	\$8,391,419	\$7,046,617	\$1,344,802	\$634,888	47.21%	\$335,166	24.92%	\$0	0.00%	\$401,097	29.83%	\$736,263	54.75%	★★★★★
Coon Rapids National Little League	Anoka	4404	\$4,780,291	\$4,026,068	\$754,223	\$361,198	47.89%	\$163,102	21.63%	\$0	0.00%	\$239,128	31.71%	\$402,230	53.33%	★★★★★
Coon Rapids Youth Hockey Assoc	Coon Rapids	35285	\$7,074,756	\$6,078,055	\$996,701	\$515,618	51.73%	\$186,248	18.69%	\$0	0.00%	\$288,007	28.90%	\$474,255	47.58%	★★★★★
Cormorant Lakes Sportsman Club	Audubon	594	\$1,581,008	\$1,244,317	\$336,690	\$174,981	51.97%	\$69,627	20.68%	\$1,502	0.45%	\$69,489	20.64%	\$140,618	41.76%	★★★★★

FY2017 Organization Annual Report Summary

by Organization Name

Organization Name	City	License Number	Gross Receipts	Prizes	Net Receipts	ALLOWABLE EXPENSES		LAWFUL PURPOSE EXPENDITURES						STAR RATING		
						TOTAL	%	Charitable	%	Other	%	Taxes/Fees	%		TOTAL	%
Cottage Grove Athletic Assoc	Cottage Grove	1612	\$3,964,580	\$3,313,155	\$651,425	\$359,294	55.16%	\$82,914	12.73%	\$0	0.00%	\$177,380	27.23%	\$260,294	39.96%	☆☆☆☆
Cottonwood Co Game & Fish Protecti	Windom	2553	\$353,083	\$288,199	\$64,884	\$35,984	55.46%	\$22,211	34.23%	\$0	0.00%	\$5,956	9.18%	\$28,168	43.41%	☆☆☆☆
Courtland Lions Club	Courtland	1524	\$154,927	\$118,209	\$36,718	\$25,367	69.09%	\$14,074	38.33%	\$0	0.00%	\$4,205	11.45%	\$18,279	49.78%	☆☆☆☆
Crooked Lake Fire Fighter's Relief As	Outing	92334	\$638,602	\$518,228	\$120,373	\$62,282	51.74%	\$72,424	60.17%	\$0	0.00%	\$17,097	14.20%	\$89,521	74.37%	☆☆☆☆
Crookston Baseball Association	Crookston	93145	\$858,654	\$673,797	\$184,857	\$109,846	59.42%	\$30,000	16.23%	\$0	0.00%	\$33,827	18.30%	\$63,827	34.53%	☆☆☆☆
Crookston Firefighters Association	Crookston	34918	\$569,492	\$461,325	\$108,167	\$49,330	45.61%	\$2,400	2.22%	\$100	0.09%	\$13,950	12.90%	\$16,450	15.21%	☆☆
Crosby Fire Relief Assoc	Crosby	2476	\$3,712,592	\$3,250,134	\$462,458	\$247,313	53.48%	\$85,026	18.39%	\$2,000	0.43%	\$147,696	31.94%	\$234,722	50.76%	☆☆☆☆
Crosslake Ideal Lions Club	Crosslake	1487	\$1,201,192	\$969,098	\$232,094	\$106,122	45.72%	\$88,938	38.32%	\$0	0.00%	\$46,504	20.04%	\$135,442	58.36%	☆☆☆☆
Crow River Sno Pros	Hutchinson	4900	\$1,139,373	\$946,111	\$193,263	\$87,201	45.12%	\$47,344	24.50%	\$0	0.00%	\$36,830	19.06%	\$84,173	43.55%	☆☆☆☆
Crystal Lions Club	Crystal	1668	\$1,162,691	\$971,699	\$190,992	\$113,060	59.20%	\$31,788	16.64%	\$0	0.00%	\$34,448	18.04%	\$66,236	34.68%	☆☆☆☆
Currie Town & Country Boosters	Currie	2568	\$1,592,657	\$1,321,689	\$270,968	\$149,296	55.10%	\$51,507	19.01%	\$0	0.00%	\$71,701	26.46%	\$123,208	45.47%	☆☆☆☆
Cuyuna Firemen's Relief Assoc	Deerwood	2163	\$2,716,499	\$2,330,583	\$385,916	\$192,612	49.91%	\$92,006	23.84%	\$0	0.00%	\$99,505	25.78%	\$191,511	49.63%	☆☆☆☆
Cyrus Firemen's Relief Assoc	Cyrus	2171	\$195,430	\$157,767	\$37,663	\$20,614	54.73%	\$9,100	24.16%	\$0	0.00%	\$4,237	11.25%	\$13,337	35.41%	☆☆☆☆
Czech & Slovak Sokol Minnesota	St. Paul	3902	\$362,934	\$307,150	\$55,784	\$33,698	60.41%	\$8,817	15.80%	\$25,000	44.82%	\$6,738	12.08%	\$40,555	72.70%	☆☆☆☆
Danube Lions Club	Danube	5631	\$155,656	\$127,014	\$28,642	\$11,889	41.51%	\$13,604	47.50%	\$0	0.00%	\$3,380	11.80%	\$16,984	59.30%	☆☆☆☆
Darfur Sportsmens Club	Darfur	34306	\$825,954	\$690,396	\$135,557	\$65,358	48.21%	\$38,743	28.58%	\$0	0.00%	\$14,983	11.05%	\$53,726	39.63%	☆☆☆☆
Dawson Fire Department Relief Assoc	Dawson	33444	\$2,893,510	\$2,519,157	\$374,353	\$198,978	53.15%	\$70,893	18.94%	\$0	0.00%	\$99,407	26.55%	\$170,300	45.49%	☆☆☆☆
Dayton Lions Club	Osseo	1875	\$1,112,128	\$941,147	\$170,981	\$104,356	61.03%	\$35,442	20.73%	\$0	0.00%	\$25,131	14.70%	\$60,573	35.43%	☆☆☆☆
Dead Broke Saddle Club	Hugo	3800	\$3,620,950	\$3,067,179	\$553,771	\$271,422	49.01%	\$93,470	16.88%	\$0	0.00%	\$166,827	30.13%	\$260,297	47.00%	☆☆☆☆
Deer Creek Lions Club	Deer Creek	2157	\$570,875	\$463,131	\$107,745	\$57,405	53.28%	\$34,984	32.47%	\$0	0.00%	\$11,546	10.72%	\$46,530	43.19%	☆☆☆☆
Deerwood Firefighter's Relief Assoc	Deerwood	3780	\$1,250,559	\$1,046,130	\$204,429	\$130,468	63.82%	\$5,113	2.50%	\$0	0.00%	\$61,483	30.08%	\$66,596	32.58%	☆☆☆☆
Defeat of Jesse James Days Committ	Northfield	5596	\$425,393	\$350,399	\$74,994	\$44,546	59.40%	\$22,750	30.34%	\$0	0.00%	\$7,186	9.58%	\$29,936	39.92%	☆☆☆☆
Delano Area Youth Hockey Assoc, Inc	Delano	2425	\$2,299,073	\$1,961,570	\$337,503	\$197,804	58.61%	\$62,250	18.44%	\$0	0.00%	\$82,103	24.33%	\$144,353	42.77%	☆☆☆☆
Dennison Lions Club	Dennison	2762	\$152,609	\$115,460	\$37,149	\$23,278	62.66%	\$6,467	17.41%	\$0	0.00%	\$4,751	12.79%	\$11,217	30.20%	☆☆☆☆
Dent Firefighters Relief Assoc	Dent	2891	\$1,531,366	\$1,256,416	\$274,950	\$133,140	48.42%	\$70,700	25.71%	\$0	0.00%	\$69,270	25.19%	\$139,970	50.91%	☆☆☆☆
Dent Lions Club	Dent	1980	\$1,095,872	\$903,884	\$191,989	\$108,253	56.39%	\$40,922	21.31%	\$0	0.00%	\$34,232	17.83%	\$75,154	39.15%	☆☆☆☆
Destination Education A Scholarship f	St. Paul	93518	\$1,789,460	\$1,481,096	\$308,364	\$188,217	61.04%	\$49,261	15.97%	\$0	0.00%	\$84,056	27.26%	\$133,317	43.23%	☆☆☆☆
Detroit Lakes Shrine Color Guard Unit	Detroit Lakes	2477	\$1,099,985	\$921,458	\$178,527	\$115,866	64.90%	\$38,432	21.53%	\$0	0.00%	\$20,559	11.52%	\$58,991	33.04%	☆☆☆☆
Detroit Lakes Youth Hockey Assoc	Detroit Lakes	99011	\$498,715	\$384,680	\$114,035	\$57,632	50.54%	\$45,000	39.46%	\$0	0.00%	\$13,065	11.46%	\$58,065	50.92%	☆☆☆☆
Dexter Firefighters Relief Assoc	Dexter	3143	\$296,518	\$241,078	\$55,440	\$30,963	55.85%	\$21,250	38.33%	\$0	0.00%	\$6,216	11.21%	\$27,466	49.54%	☆☆☆☆
Dilworth Lions Club	Dilworth	1877	\$1,326,451	\$1,133,141	\$193,310	\$97,935	50.66%	\$51,921	26.86%	\$0	0.00%	\$32,061	16.59%	\$83,982	43.44%	☆☆☆☆
District 284 Youth Hockey Assoc	Plymouth	27345	\$2,459,331	\$2,079,554	\$379,777	\$190,414	50.14%	\$94,408	24.86%	\$0	0.00%	\$90,275	23.77%	\$184,683	48.63%	☆☆☆☆
Divine Mercy Church & School	Faribault	1632	\$1,634,368	\$1,371,788	\$262,580	\$110,862	42.22%	\$93,638	35.66%	\$0	0.00%	\$47,322	18.02%	\$140,960	53.68%	☆☆☆☆
Dodge County Youth Hockey Associa	Kasson	32530	\$645,718	\$534,308	\$111,410	\$50,567	45.39%	\$11,930	10.71%	\$0	0.00%	\$10,286	9.23%	\$22,216	19.94%	☆☆

FY2017 Organization Annual Report Summary

by Organization Name

Organization Name	City	License Number	Gross Receipts	Prizes	Net Receipts	ALLOWABLE EXPENSES		LAWFUL PURPOSE EXPENDITURES						STAR RATING		
						TOTAL	%	Charitable	%	Other	%	Taxes/Fees	%		TOTAL	%
Douglas Area Trail Assoc	Alexandria	5642	\$3,863,021	\$3,286,241	\$576,780	\$274,697	47.63%	\$95,715	16.59%	\$0	0.00%	\$178,192	30.89%	\$273,907	47.49%	★★★★★
Dover Fire Relief Association	Dover	3056	\$4,927,742	\$4,079,221	\$848,522	\$407,526	48.03%	\$164,335	19.37%	\$0	0.00%	\$262,611	30.95%	\$426,945	50.32%	★★★★★
Dr. J. E. Le Clerc Council 2895 Knight	Le Sueur	33450	\$1,174,026	\$990,240	\$183,786	\$99,323	54.04%	\$56,368	30.67%	\$0	0.00%	\$36,115	19.65%	\$92,483	50.32%	★★★★★
Ducks Unlimited Frozen North Chapter	Garrison	92380	\$314,299	\$197,200	\$117,098	\$20,894	17.84%	\$73,000	62.34%	\$0	0.00%	\$10,364	8.85%	\$83,364	71.19%	★★★★★
Duelm Area Lions Club	Duelm	35992	\$166,005	\$89,515	\$76,490	\$15,381	20.11%	\$35,242	46.07%	\$550	0.72%	\$17,727	23.18%	\$53,519	69.97%	★★★★★
Duluth Curling Club	Duluth	5277	\$957,762	\$787,711	\$170,051	\$95,331	56.06%	\$41,713	24.53%	\$0	0.00%	\$31,960	18.79%	\$73,673	43.32%	★★★★★
Duluth Softball Players Association	Duluth	2794	\$986,995	\$819,690	\$167,304	\$113,083	67.59%	\$23,610	14.11%	\$0	0.00%	\$32,325	19.32%	\$55,936	33.43%	★★★★★
Dundas Baseball Assoc	Dundas	2112	\$441,799	\$365,139	\$76,661	\$43,916	57.29%	\$12,807	16.71%	\$0	0.00%	\$8,103	10.57%	\$20,910	27.28%	★★★
Eagan High School Football Booster Club	Eagan	5759	\$1,895,247	\$1,636,171	\$259,076	\$156,178	60.28%	\$47,300	18.26%	\$0	0.00%	\$57,017	22.01%	\$104,317	40.26%	★★★★★
Eagan Hockey Assoc	Eagan	2145	\$13,270,998	\$11,717,303	\$1,553,695	\$608,472	39.16%	\$390,800	25.15%	\$0	0.00%	\$542,155	34.89%	\$932,955	60.05%	★★★★★
Eagan Lions Club	Eagan	2228	\$2,325,097	\$2,009,754	\$315,343	\$164,934	52.30%	\$101,998	32.35%	\$0	0.00%	\$72,469	22.98%	\$174,467	55.33%	★★★★★
Eagle Bend Fire Dept Relief Assoc	Eagle Bend	2356	\$543,536	\$429,187	\$114,349	\$52,880	46.24%	\$45,950	40.18%	\$0	0.00%	\$12,869	11.25%	\$58,819	51.44%	★★★★★
Eagle Bend Lions Club	Eagle Bend	5417	\$389,431	\$311,682	\$77,749	\$42,380	54.51%	\$44,370	57.07%	\$0	0.00%	\$8,571	11.02%	\$52,941	68.09%	★★★★★
Eagle Lake Fire Relief Assoc	Eagle Lake	2142	\$385,426	\$329,086	\$56,340	\$33,187	58.91%	\$25,640	45.51%	\$0	0.00%	\$6,100	10.83%	\$31,740	56.34%	★★★★★
Eagles Aerie 1163 Cloquet	Cloquet	359	\$346,890	\$290,210	\$56,680	\$19,306	34.06%	\$15,493	27.33%	\$4,250	7.50%	\$12,125	21.39%	\$31,868	56.22%	★★★★★
Eagles Aerie 1243 Winona	Winona	242	\$3,225,852	\$2,619,568	\$606,285	\$261,975	43.21%	\$59,703	9.85%	\$41,633	6.87%	\$174,872	28.84%	\$276,208	45.56%	★★★★★
Eagles Aerie 1460 Faribault	Faribault	741	\$530,286	\$408,871	\$121,415	\$82,705	68.12%	\$3,139	2.59%	\$18,737	15.43%	\$13,570	11.18%	\$35,446	29.19%	★★★
Eagles Aerie 1791 Owatonna	Owatonna	333	\$1,380,099	\$1,096,537	\$283,563	\$112,576	39.70%	\$5,188	1.83%	\$71,195	25.11%	\$54,319	19.16%	\$130,701	46.09%	★★★★★
Eagles Aerie 2228 Zumbro Rochester	Rochester	674	\$2,231,277	\$1,738,488	\$492,789	\$174,178	35.35%	\$80,386	16.31%	\$125,668	25.50%	\$110,537	22.43%	\$316,591	64.24%	★★★★★
Eagles Aerie 2242 Northfield	Northfield	318	\$381,796	\$312,685	\$69,111	\$41,040	59.38%	\$2,475	3.58%	\$20,013	28.96%	\$7,621	11.03%	\$30,110	43.57%	★★★★★
Eagles Aerie 2258 Albert Lea	Albert Lea	60	\$766,920	\$617,348	\$149,572	\$86,791	58.03%	\$18,097	12.10%	\$36,928	24.69%	\$20,690	13.83%	\$75,715	50.62%	★★★★★
Eagles Aerie 2334 Willmar	Willmar	245	\$1,367,755	\$1,131,285	\$236,470	\$110,291	46.64%	\$25,712	10.87%	\$22,864	9.67%	\$43,605	18.44%	\$92,181	38.98%	★★★★
Eagles Aerie 2339 Fergus Falls	Fergus Falls	400	\$2,281,040	\$1,992,113	\$288,927	\$150,440	52.07%	\$32,533	11.26%	\$48,135	16.66%	\$71,595	24.78%	\$152,263	52.70%	★★★★★
Eagles Aerie 2342 Past Presidents Club	Detroit Lakes	4238	\$646,801	\$533,041	\$113,760	\$99,032	87.05%	\$6,150	5.41%	\$275	0.24%	\$12,181	10.71%	\$18,606	16.36%	★
Eagles Aerie 2368 Thief River Falls	Thief River Falls	92	\$1,191,539	\$987,805	\$203,734	\$114,480	56.19%	\$36,805	18.07%	\$27,464	13.48%	\$27,208	13.35%	\$91,477	44.90%	★★★★★
Eagles Aerie 2469 Grand Rapids	Grand Rapids	1038	\$1,774,628	\$1,480,232	\$294,396	\$172,488	58.59%	\$37,177	12.63%	\$37,251	12.65%	\$53,556	18.19%	\$127,985	43.47%	★★★★★
Eagles Aerie 2617 Hallock	Hallock	1223	\$122,124	\$98,141	\$23,983	\$14,405	60.06%	\$9,175	38.26%	\$1,917	7.99%	\$3,278	13.67%	\$14,370	59.92%	★★★★★
Eagles Aerie 269 Mankato	Mankato	420	\$6,218,156	\$5,199,028	\$1,019,129	\$491,154	48.19%	\$63,227	6.20%	\$79,318	7.78%	\$350,203	34.36%	\$492,748	48.35%	★★★★★
Eagles Aerie 287 Brainerd	Brainerd	627	\$984,492	\$811,734	\$172,758	\$105,907	61.30%	\$15,527	8.99%	\$17,761	10.28%	\$23,287	13.48%	\$56,575	32.75%	★★★★★
Eagles Aerie 3063 Runestone Alexandria	Alexandria	46	\$1,841,028	\$1,597,315	\$243,713	\$137,584	56.45%	\$16,803	6.89%	\$31,708	13.01%	\$57,731	23.69%	\$106,241	43.59%	★★★★★
Eagles Aerie 3208 Richfield-Bloomington	Bloomington	757	\$1,473,037	\$1,244,144	\$228,893	\$89,537	39.12%	\$44,421	19.41%	\$28,357	12.39%	\$32,644	14.26%	\$105,422	46.06%	★★★★★
Eagles Aerie 3264 Elk River	Elk River	668	\$741,679	\$633,442	\$108,237	\$62,807	58.03%	\$12,845	11.87%	\$9,329	8.62%	\$14,010	12.94%	\$36,184	33.43%	★★★★★
Eagles Aerie 3282 Worthington	Worthington	395	\$110,332	\$76,672	\$33,660	\$9,515	28.27%	\$3,496	10.39%	\$14,999	44.56%	\$4,520	13.43%	\$23,016	68.38%	★★★★★
Eagles Aerie 3394 Fairmont	Fairmont	122	\$83,640	\$63,426	\$20,214	\$6,709	33.19%	\$1,575	7.79%	\$9,373	46.37%	\$2,315	11.45%	\$13,263	65.61%	★★★★★

FY2017 Organization Annual Report Summary

by Organization Name

Organization Name	City	License Number	Gross Receipts	Prizes	Net Receipts	ALLOWABLE EXPENSES		LAWFUL PURPOSE EXPENDITURES						STAR RATING		
						TOTAL	%	Charitable	%	Other	%	Taxes/Fees	%		TOTAL	%
Eagles Aerie 34 Minneapolis	Minneapolis	364	\$4,455,301	\$3,651,432	\$803,869	\$410,002	51.00%	\$20,373	2.53%	\$85,235	10.60%	\$271,874	33.82%	\$377,482	46.96%	★★★★
Eagles Aerie 3403 Luverne	Luverne	258	\$109,044	\$76,640	\$32,404	\$15,423	47.60%	\$238	0.73%	\$3,751	11.58%	\$2,419	7.47%	\$6,408	19.77%	★
Eagles Aerie 3405 Marshall	Marshall	237	\$147,200	\$98,348	\$48,852	\$25,762	52.73%	\$2,550	5.22%	\$8,472	17.34%	\$5,331	10.91%	\$16,352	33.47%	★★★
Eagles Aerie 3420 St. James	St. James	323	\$2,335,501	\$1,988,012	\$347,488	\$200,968	57.83%	\$14,214	4.09%	\$28,532	8.21%	\$100,470	28.91%	\$143,216	41.21%	★★★★
Eagles Aerie 3424 Litchfield	Litchfield	645	\$790,469	\$666,174	\$124,295	\$57,757	46.47%	\$19,811	15.94%	\$35,177	28.30%	\$16,234	13.06%	\$71,223	57.30%	★★★★★
Eagles Aerie 3486 Karlstad	Karlstad	1585	\$278,160	\$229,313	\$48,846	\$21,329	43.67%	\$8,680	17.77%	\$16,111	32.98%	\$5,518	11.30%	\$30,309	62.05%	★★★★★
Eagles Aerie 350 Dacotah East Grand	East Grand Forks	543	\$1,759,177	\$1,466,871	\$292,306	\$168,537	57.66%	\$14,800	5.06%	\$37,219	12.73%	\$70,503	24.12%	\$122,522	41.92%	★★★★★
Eagles Aerie 3718 New Brighton	New Brighton	541	\$996,199	\$850,550	\$145,649	\$69,393	47.64%	\$10,528	7.23%	\$34,928	23.98%	\$17,189	11.80%	\$62,645	43.01%	★★★★★
Eagles Aerie 3918 Tracy	Tracy	326	\$78,104	\$59,161	\$18,943	\$6,399	33.78%	\$675	3.56%	\$7,465	39.41%	\$2,405	12.70%	\$10,545	55.67%	★★★★★
Eagles Aerie 4031 Farmington	Farmington	1264	\$1,462,938	\$1,254,954	\$207,984	\$115,190	55.38%	\$21,250	10.22%	\$27,600	13.27%	\$35,497	17.07%	\$84,347	40.55%	★★★★★
Eagles Aerie 4120 Shakopee	Shakopee	1623	\$1,079,049	\$901,535	\$177,514	\$102,455	57.72%	\$29,699	16.73%	\$15,986	9.01%	\$31,298	17.63%	\$76,983	43.37%	★★★★★
Eagles Aerie 620 Morris	Morris	260	\$856,769	\$715,306	\$141,463	\$73,552	51.99%	\$54,726	38.69%	\$4,714	3.33%	\$18,681	13.21%	\$78,121	55.22%	★★★★★
Eagles Aerie 622 St. Cloud	St. Cloud	381	\$1,884,806	\$1,605,806	\$279,000	\$148,984	53.40%	\$15,544	5.57%	\$60,329	21.62%	\$64,243	23.03%	\$140,116	50.22%	★★★★★
Eagles Aerie 703 Lookout Austin	Austin	412	\$3,092,383	\$2,579,094	\$513,289	\$223,246	43.49%	\$72,011	14.03%	\$91,627	17.85%	\$149,498	29.13%	\$313,135	61.01%	★★★★★
Eagles Aerie 873 Crookston	Crookston	449	\$859,918	\$734,354	\$125,564	\$67,519	53.77%	\$12,182	9.70%	\$21,419	17.06%	\$18,117	14.43%	\$51,719	41.19%	★★★★★
Eagles Aerie 94 Stillwater	Stillwater	259	\$2,836,943	\$2,404,123	\$432,819	\$226,768	52.39%	\$32,095	7.42%	\$40,277	9.31%	\$124,412	28.74%	\$196,784	45.47%	★★★★★
East Grand Forks Blue Line Club	East Grand Forks	1656	\$269,078	\$171,402	\$97,676	\$33,129	33.92%	\$63,828	65.35%	\$0	0.00%	\$10,227	10.47%	\$74,055	75.82%	★★★★★
East Hubbard Co Fire Dist	Akeley	5312	\$634,853	\$554,652	\$80,201	\$40,961	51.07%	\$24,756	30.87%	\$0	0.00%	\$8,400	10.47%	\$33,156	41.34%	★★★★★
Eastern Morrison County 4 Wheeler C	Pierz	5106	\$532,831	\$404,958	\$127,873	\$81,169	63.48%	\$34,000	26.59%	\$0	0.00%	\$13,938	10.90%	\$47,938	37.49%	★★★★
Eastview Hockey Assoc	Apple Valley	36438	\$6,455,015	\$5,618,989	\$836,026	\$493,339	59.01%	\$106,691	12.76%	\$1,000	0.12%	\$255,144	30.52%	\$362,835	43.40%	★★★★★
Eden Valley Hawks Baseball Club	Eden Valley	2120	\$397,026	\$326,517	\$70,509	\$40,113	56.89%	\$16,923	24.00%	\$0	0.00%	\$8,302	11.77%	\$25,224	35.77%	★★★★
Eden Valley Lions Club	Eden Valley	1530	\$1,341,274	\$1,119,651	\$221,624	\$110,959	50.07%	\$52,063	23.49%	\$0	0.00%	\$47,914	21.62%	\$99,977	45.11%	★★★★★
Edinburgh USA Pro Am Foundation	Brooklyn Park	36222	\$3,119,609	\$2,672,631	\$446,978	\$289,125	64.68%	\$41,271	9.23%	\$0	0.00%	\$123,338	27.59%	\$164,609	36.83%	★★★★
Edison Community Sports Foundation	Minneapolis	1861	\$1,143,702	\$908,876	\$234,826	\$143,174	60.97%	\$25,500	10.86%	\$0	0.00%	\$52,255	22.25%	\$77,755	33.11%	★★★★
Eitzen Fire & Rescue Association Inc	Eitzen	32660	\$310,709	\$247,950	\$62,759	\$19,164	30.54%	\$30,728	48.96%	\$0	0.00%	\$6,720	10.71%	\$37,448	59.67%	★★★★★
Elbow Lake Firemens Relief Assoc	Elbow Lake	1968	\$1,585,233	\$1,376,040	\$209,193	\$86,776	41.48%	\$81,746	39.08%	\$0	0.00%	\$44,834	21.43%	\$126,580	60.51%	★★★★★
Elgin Fire Relief Association	Elgin	5658	\$605,208	\$484,288	\$120,920	\$52,948	43.79%	\$54,456	45.03%	\$0	0.00%	\$12,140	10.04%	\$66,596	55.07%	★★★★★
Elizabeth Fire Dept Relief Assoc	Elizabeth	1686	\$292,308	\$241,402	\$50,906	\$25,410	49.92%	\$25,139	49.38%	\$0	0.00%	\$5,674	11.15%	\$30,813	60.53%	★★★★★
Elk River Lions Club	Elk River	2257	\$2,764,790	\$2,363,195	\$401,595	\$197,255	49.12%	\$51,401	12.80%	\$0	0.00%	\$112,712	28.07%	\$164,113	40.87%	★★★★★
Elk River Youth Hockey Assoc	Elk River	1536	\$2,022,001	\$1,727,912	\$294,089	\$143,489	48.79%	\$75,000	25.50%	\$0	0.00%	\$73,871	25.12%	\$148,871	50.62%	★★★★★
Elko Baseball Club	Elko New Market	2943	\$527,485	\$424,183	\$103,302	\$55,498	53.72%	\$28,920	28.00%	\$0	0.00%	\$11,465	11.10%	\$40,385	39.09%	★★★★
Elko New Market Fire Fighters' Relief	Elko New Market	2324	\$1,948,129	\$1,628,902	\$319,227	\$133,501	41.82%	\$101,760	31.88%	\$0	0.00%	\$90,422	28.33%	\$192,182	60.20%	★★★★★
Elks Lodge 1003 Virginia	Virginia	1191	\$1,390,133	\$1,149,942	\$240,191	\$129,579	53.95%	\$20,264	8.44%	\$19,563	8.14%	\$46,582	19.39%	\$86,409	35.97%	★★★★
Elks Lodge 1091 Rochester	Rochester	288	\$992,750	\$738,703	\$254,047	\$174,534	68.70%	\$52,881	20.82%	\$350	0.14%	\$25,593	10.07%	\$78,824	31.03%	★★★

FY2017 Organization Annual Report Summary

by Organization Name

Organization Name	City	License Number	Gross Receipts	Prizes	Net Receipts	ALLOWABLE EXPENSES		LAWFUL PURPOSE EXPENDITURES						STAR RATING		
						TOTAL	%	Charitable	%	Other	%	Taxes/Fees	%		TOTAL	%
Elks Lodge 1161 Eveleth	Eveleth	1637	\$234,548	\$183,702	\$50,846	\$28,132	55.33%	\$10,275	20.21%	\$12,725	25.03%	\$9,275	18.24%	\$32,274	63.47%	★★★★★
Elks Lodge 1166 Faribault	Faribault	872	\$178,466	\$138,300	\$40,166	\$24,590	61.22%	\$14,553	36.23%	\$0	0.00%	\$5,122	12.75%	\$19,675	48.98%	★★★★★
Elks Lodge 133 Duluth	Duluth	1001	\$97,310	\$79,117	\$18,193	\$8,992	49.42%	\$1,198	6.58%	\$2,000	10.99%	\$2,523	13.87%	\$5,721	31.44%	★★★★★
Elks Lodge 1395 Owatonna	Owatonna	1169	\$757,853	\$613,927	\$143,926	\$65,855	45.76%	\$19,236	13.37%	\$21,938	15.24%	\$20,440	14.20%	\$61,615	42.81%	★★★★★
Elks Lodge 1685 Alexandria	Alexandria	1110	\$6,908,138	\$6,064,989	\$843,149	\$423,599	50.24%	\$43,221	5.13%	\$40,351	4.79%	\$284,242	33.71%	\$367,813	43.62%	★★★★★
Elks Lodge 179 Stillwater	Stillwater	1058	\$682,744	\$570,538	\$112,206	\$64,646	57.61%	\$23,565	21.00%	\$1,601	1.43%	\$14,971	13.34%	\$40,137	35.77%	★★★★★
Elks Lodge 2221 Hopkins	Hopkins	365	\$619,065	\$515,975	\$103,090	\$37,085	35.97%	\$14,200	13.77%	\$15,695	15.22%	\$10,411	10.10%	\$40,306	39.10%	★★★★★
Elks Lodge 2287 Worthington	Worthington	192	\$631,257	\$550,297	\$80,960	\$30,406	37.56%	\$22,396	27.66%	\$5,856	7.23%	\$9,675	11.95%	\$37,928	46.85%	★★★★★
Elks Lodge 2386 Wadena	Wadena	802	\$862,685	\$716,062	\$146,623	\$83,538	56.97%	\$25,551	17.43%	\$12,341	8.42%	\$21,080	14.38%	\$58,972	40.22%	★★★★★
Elks Lodge 2427 Hutchinson	Hutchinson	196	\$1,225,242	\$1,015,575	\$209,667	\$97,591	46.55%	\$35,946	17.14%	\$18,919	9.02%	\$28,329	13.51%	\$83,193	39.68%	★★★★★
Elks Lodge 327 Winona	Goodview	546	\$262,068	\$201,986	\$60,082	\$29,767	49.54%	\$12,390	20.62%	\$15,354	25.55%	\$7,476	12.44%	\$35,220	58.62%	★★★★★
Elks Lodge 44 Minneapolis	Brooklyn Park	244	\$769,234	\$660,831	\$108,403	\$83,644	77.16%	\$13,592	12.54%	\$12,771	11.78%	\$11,329	10.45%	\$37,693	34.77%	★★★★★
Elks Lodge 615 Brainerd	Brainerd	496	\$696,193	\$578,005	\$118,188	\$64,148	54.28%	\$33,205	28.10%	\$18,401	15.57%	\$15,388	13.02%	\$66,995	56.69%	★★★★★
Elks Lodge 845 Red Wing	Red Wing	979	\$300,940	\$256,085	\$44,854	\$15,921	35.49%	\$12,279	27.38%	\$8,809	19.64%	\$4,143	9.24%	\$25,231	56.25%	★★★★★
Elks Lodge 952 Willmar	Willmar	398	\$257,585	\$217,104	\$40,481	\$15,244	37.66%	\$5,782	14.28%	\$6,000	14.82%	\$4,719	11.66%	\$16,501	40.76%	★★★★★
Elrosa Baseball Club	Elrosa	1955	\$446,509	\$358,743	\$87,766	\$37,029	42.19%	\$35,251	40.16%	\$11,200	12.76%	\$8,040	9.16%	\$54,491	62.09%	★★★★★
Ely Igloo Snowmobile Club	Ely	4652	\$471,041	\$373,400	\$97,641	\$52,152	53.41%	\$32,418	33.20%	\$0	0.00%	\$9,706	9.94%	\$42,124	43.14%	★★★★★
Ely Winton Rod and Gun Club	Winton	4828	\$848,746	\$698,038	\$150,708	\$113,469	75.29%	\$3,675	2.44%	\$12,272	8.14%	\$24,547	16.29%	\$40,494	26.87%	★★★★★
Elysian Fire Dept Relief Assoc	Elysian	2222	\$357,498	\$276,659	\$80,840	\$47,190	58.38%	\$29,980	37.09%	\$0	0.00%	\$8,179	10.12%	\$38,159	47.20%	★★★★★
Essig Baseball Club Inc	New Ulm	1614	\$304,912	\$248,331	\$56,581	\$26,773	47.32%	\$22,125	39.10%	\$0	0.00%	\$6,078	10.74%	\$28,203	49.84%	★★★★★
Evansville Firemens Relief Assoc	Evansville	2399	\$1,241,397	\$1,083,970	\$157,427	\$87,689	55.70%	\$49,472	31.43%	\$0	0.00%	\$25,346	16.10%	\$74,818	47.53%	★★★★★
Fairfax Baseball Assoc	Fairfax	2240	\$185,627	\$154,944	\$30,683	\$16,205	52.81%	\$10,418	33.95%	\$0	0.00%	\$3,376	11.00%	\$13,794	44.96%	★★★★★
Fairfax Fire Dept dba Fairfax Fire Res	Fairfax	93720	\$98,926	\$87,499	\$11,427	\$10,827	94.75%	\$4,764	41.69%	\$0	0.00%	\$1,802	15.77%	\$6,566	57.46%	★★★★★
Fairmont Fire Department Relief Assoc	Fairmont	3050	\$3,111,482	\$2,678,107	\$433,376	\$211,385	48.78%	\$54,818	12.65%	\$0	0.00%	\$117,678	27.15%	\$172,496	39.80%	★★★★★
Fairmont Youth Hockey Assoc	Fairmont	1209	\$4,091,408	\$3,523,738	\$567,670	\$343,715	60.55%	\$69,570	12.26%	\$3,150	0.55%	\$178,114	31.38%	\$250,834	44.19%	★★★★★
Faribault Hockey Assoc	Faribault	3911	\$652,559	\$502,513	\$150,046	\$70,417	46.93%	\$59,970	39.97%	\$0	0.00%	\$21,580	14.38%	\$81,550	54.35%	★★★★★
Faribault Wrestling Club	Faribault	7193	\$158,834	\$120,333	\$38,501	\$14,242	36.99%	\$14,172	36.81%	\$0	0.00%	\$5,330	13.84%	\$19,501	50.65%	★★★★★
Farming Baseball Club Inc.	Farming	93266	\$414,051	\$347,978	\$66,073	\$28,389	42.97%	\$43,913	66.46%	\$2,500	3.78%	\$8,878	13.44%	\$55,291	83.68%	★★★★★
Farming Lions Club	Richmond	36611	\$451,739	\$377,473	\$74,266	\$27,584	37.14%	\$32,500	43.76%	\$0	0.00%	\$12,151	16.36%	\$44,651	60.12%	★★★★★
Farmington Firefighters Relief Assoc	Farmington	4609	\$2,692,495	\$2,359,150	\$333,345	\$155,446	46.63%	\$73,797	22.14%	\$0	0.00%	\$83,904	25.17%	\$157,701	47.31%	★★★★★
Farmington Wrestling Club	Hampton	92995	\$1,853,611	\$1,625,542	\$228,069	\$103,011	45.17%	\$30,860	13.53%	\$0	0.00%	\$44,132	19.35%	\$74,992	32.88%	★★★★★
Farmington Youth Hockey Association	Farmington	3762	\$2,647,041	\$2,288,664	\$358,377	\$154,423	43.09%	\$120,600	33.65%	\$0	0.00%	\$79,140	22.08%	\$199,740	55.73%	★★★★★
Felton Volunteer Firemen Inc	Felton	615	\$477,027	\$374,260	\$102,767	\$55,495	54.00%	\$21,380	20.80%	\$0	0.00%	\$10,707	10.42%	\$32,087	31.22%	★★★★★
Fergus Falls Hockey Assoc	Fergus Falls	2107	\$1,716,480	\$1,414,722	\$301,758	\$144,748	47.97%	\$85,438	28.31%	\$0	0.00%	\$71,998	23.86%	\$157,436	52.17%	★★★★★

FY2017 Organization Annual Report Summary

by Organization Name

Organization Name	City	License Number	Gross Receipts	Prizes	Net Receipts	ALLOWABLE EXPENSES		LAWFUL PURPOSE EXPENDITURES						STAR RATING		
						TOTAL	%	Charitable	%	Other	%	Taxes/Fees	%		TOTAL	%
Fertile Firemen's Relief Association	Fertile	1871	\$1,254,553	\$1,100,142	\$154,411	\$80,669	52.24%	\$12,827	8.31%	\$0	0.00%	\$25,312	16.39%	\$38,139	24.70%	★★★
Fifty Lakes Firefighter's Relief Assoc	Fifty Lakes	1732	\$550,940	\$439,642	\$111,299	\$53,256	47.85%	\$53,540	48.10%	\$0	0.00%	\$10,672	9.59%	\$64,212	57.69%	★★★★★
Finlayson & Giese Lions Club	Finlayson	2158	\$535,625	\$431,446	\$104,180	\$49,597	47.61%	\$45,939	44.10%	\$0	0.00%	\$10,567	10.14%	\$56,506	54.24%	★★★★★
Floodwood Business & Community Pa	Floodwood	35753	\$91,079	\$69,747	\$21,332	\$14,151	66.34%	\$5,096	23.89%	\$0	0.00%	\$2,946	13.81%	\$8,042	37.70%	★★★
Flyer Athletic Boosters	Little Falls	35880	\$570,340	\$447,813	\$122,527	\$64,916	52.98%	\$51,973	42.42%	\$0	0.00%	\$15,183	12.39%	\$67,156	54.81%	★★★★★
Forada Firefighters' Relief Association	Alexandria	1879	\$983,251	\$853,875	\$129,376	\$64,783	50.07%	\$56,558	43.72%	\$0	0.00%	\$17,793	13.75%	\$74,352	57.47%	★★★★★
Forest Lake Athletic Assoc	Forest Lake	4354	\$4,545,223	\$3,874,073	\$671,151	\$426,219	63.51%	\$44,945	6.70%	\$0	0.00%	\$212,122	31.61%	\$257,068	38.30%	★★★
Foreston Firemen's Relief Association	Foreston	754	\$410,713	\$340,649	\$70,064	\$42,767	61.04%	\$12,222	17.44%	\$0	0.00%	\$7,855	11.21%	\$20,077	28.66%	★★★
Fountain Firefighters Relief Assoc	Fountain	3105	\$921,525	\$772,136	\$149,390	\$80,337	53.78%	\$54,259	36.32%	\$0	0.00%	\$21,665	14.50%	\$75,924	50.82%	★★★★★
Fox Lake Conservation League	Sherburn	5344	\$5,544,781	\$4,724,437	\$820,344	\$423,560	51.63%	\$112,935	13.77%	\$0	0.00%	\$265,517	32.37%	\$378,452	46.13%	★★★★★
Foxtailers Snowmobile Club	St. Michael	4858	\$179,557	\$147,758	\$31,799	\$12,354	38.85%	\$10,000	31.45%	\$0	0.00%	\$3,076	9.67%	\$13,076	41.12%	★★★★★
Franklin Lions Club	Franklin	2804	\$90,999	\$70,394	\$20,605	\$13,394	65.00%	\$5,200	25.24%	\$0	0.00%	\$2,566	12.45%	\$7,766	37.69%	★★★
Fraternal Order of Police Northwest M	Moorhead	32930	\$283,603	\$224,325	\$59,278	\$52,570	88.68%	\$1,850	3.12%	\$0	0.00%	\$6,424	10.84%	\$8,274	13.96%	★
Frazee Lions Club	Frazee	1763	\$1,486,703	\$1,246,000	\$240,703	\$158,138	65.70%	\$20,867	8.67%	\$0	0.00%	\$51,479	21.39%	\$72,346	30.06%	★★★
Freeborn County Humane Society	Albert Lea	4538	\$211,610	\$171,150	\$40,460	\$25,740	63.62%	\$11,955	29.55%	\$0	0.00%	\$4,988	12.33%	\$16,943	41.88%	★★★★★
Freeport Lions Club	Freeport	1465	\$2,127,365	\$1,802,744	\$324,621	\$160,295	49.38%	\$81,071	24.97%	\$0	0.00%	\$79,766	24.57%	\$160,837	49.55%	★★★★★
Fridley Lions Club	Fridley	306	\$6,351,913	\$5,329,342	\$1,022,571	\$413,705	40.46%	\$284,969	27.87%	\$0	0.00%	\$328,146	32.09%	\$613,115	59.96%	★★★★★
Frontenac Sportsman's Club	Frontenac	3000	\$670,559	\$533,140	\$137,419	\$77,073	56.09%	\$46,201	33.62%	\$0	0.00%	\$16,976	12.35%	\$63,177	45.97%	★★★★★
Garfield Lake Ice Racer Club Inc	Laporte	93540	\$301,387	\$237,570	\$63,817	\$30,431	47.68%	\$26,323	41.25%	\$0	0.00%	\$8,729	13.68%	\$35,052	54.93%	★★★★★
Garrison Commercial Club	Garrison	2666	\$1,810,582	\$1,468,675	\$341,907	\$189,190	55.33%	\$49,202	14.39%	\$1,197	0.35%	\$90,202	26.38%	\$140,601	41.12%	★★★★★
Garrison Fire Department Relief Asso	Garrison	1962	\$287,850	\$206,839	\$81,011	\$52,673	65.02%	\$23,037	28.44%	\$0	0.00%	\$8,417	10.39%	\$31,454	38.83%	★★★
Garvin Firemens Relief Assoc	Garvin	93641	\$86,053	\$65,471	\$20,583	\$7,101	34.50%	\$0	0.00%	\$0	0.00%	\$2,507	12.18%	\$2,507	12.18%	★
Gaylord Fire Dept Relief Assoc	Gaylord	2541	\$1,013,616	\$857,816	\$155,800	\$72,228	46.36%	\$69,534	44.63%	\$0	0.00%	\$24,740	15.88%	\$94,274	60.51%	★★★★★
Gaylord Game Protective League	Gaylord	32323	\$582,979	\$457,865	\$125,113	\$62,305	49.80%	\$36,930	29.52%	\$5,950	4.76%	\$14,866	11.88%	\$57,746	46.15%	★★★★★
German Days Incorporated	Belle Plaine	35239	\$9,696,969	\$8,343,161	\$1,353,807	\$719,516	53.15%	\$146,262	10.80%	\$300	0.02%	\$451,736	33.37%	\$598,298	44.19%	★★★★★
Gibbon Lions Club	Gibbon	5807	\$228,865	\$174,897	\$53,968	\$29,588	54.83%	\$14,980	27.76%	\$260	0.48%	\$4,889	9.06%	\$20,129	37.30%	★★★
Gilbert Fire Department Relief Associ	Gilbert	5549	\$219,633	\$189,927	\$29,706	\$16,689	56.18%	\$6,358	21.40%	\$0	0.00%	\$3,636	12.24%	\$9,994	33.64%	★★★
Glen Avon Hockey Club	Duluth	2883	\$399,612	\$311,199	\$88,413	\$47,352	53.56%	\$31,727	35.89%	\$0	0.00%	\$9,081	10.27%	\$40,808	46.16%	★★★★★
Glencoe Lions Club	Glencoe	2235	\$747,611	\$617,984	\$129,627	\$61,794	47.67%	\$31,874	24.59%	\$0	0.00%	\$19,932	15.38%	\$51,806	39.97%	★★★
Glenwood Fire Dept Relief Assoc	Glenwood	1480	\$2,911,906	\$2,515,315	\$396,591	\$194,088	48.94%	\$81,404	20.53%	\$0	0.00%	\$121,239	30.57%	\$202,643	51.10%	★★★★★
Gnesen Volunteer Fire Department R	Duluth	662	\$521,154	\$421,356	\$99,798	\$60,397	60.52%	\$16,491	16.52%	\$6,728	6.74%	\$11,838	11.86%	\$35,057	35.13%	★★★
Gonvick 75th Diamond Jubilee	Gonvick	1302	\$261,270	\$210,710	\$50,560	\$28,453	56.28%	\$23,014	45.52%	\$0	0.00%	\$5,448	10.78%	\$28,462	56.29%	★★★★★
Gonvick Lions Club	Gonvick	2125	\$170,198	\$128,476	\$41,722	\$19,741	47.31%	\$11,250	26.96%	\$0	0.00%	\$3,995	9.58%	\$15,245	36.54%	★★★
Good Thunder Fire Dept Relief Assoc	Good Thunder	2149	\$765,970	\$641,201	\$124,769	\$55,457	44.45%	\$33,106	26.53%	\$0	0.00%	\$15,546	12.46%	\$48,652	38.99%	★★★

FY2017 Organization Annual Report Summary

by Organization Name

Organization Name	City	License Number	Gross Receipts	Prizes	Net Receipts	ALLOWABLE EXPENSES		LAWFUL PURPOSE EXPENDITURES						STAR RATING		
						TOTAL	%	Charitable	%	Other	%	Taxes/Fees	%		TOTAL	%
Goodhue Lions Club	Goodhue	25001	\$1,630,400	\$1,395,751	\$234,649	\$108,110	46.07%	\$72,407	30.86%	\$0	0.00%	\$49,067	20.91%	\$121,474	51.77%	★★★★★
Goodridge Area Development	Goodridge	173	\$291,989	\$244,750	\$47,239	\$25,342	53.65%	\$24,066	50.94%	\$0	0.00%	\$5,318	11.26%	\$29,384	62.20%	★★★★★
Goodview Activity Group	Winona	1002	\$1,922,210	\$1,608,530	\$313,680	\$166,466	53.07%	\$42,056	13.41%	\$0	0.00%	\$82,617	26.34%	\$124,673	39.75%	★★★
Goodview Winona Area Hockey Assoc	Winona	2090	\$1,913,227	\$1,590,524	\$322,703	\$143,257	44.39%	\$0	0.00%	\$79,978	24.78%	\$78,383	24.29%	\$158,361	49.07%	★★★★★
Govenaires Drum and Bugle Corps	St. Peter	4870	\$2,378,532	\$2,002,497	\$376,035	\$193,688	51.51%	\$56,653	15.07%	\$1,221	0.32%	\$116,390	30.95%	\$174,263	46.34%	★★★★★
Grand Rapids Amateur Hockey Assoc	Grand Rapids	2682	\$3,260,322	\$2,658,914	\$601,408	\$227,004	37.75%	\$213,269	35.46%	\$0	0.00%	\$137,676	22.89%	\$350,945	58.35%	★★★★★
Grandy Lions Club	Grandy	2829	\$1,666,467	\$1,366,897	\$299,570	\$152,493	50.90%	\$81,045	27.05%	\$0	0.00%	\$70,198	23.43%	\$151,243	50.49%	★★★★★
Granite City Lumberjacks Inc.	Sauk Rapids	92564	\$6,084,981	\$5,177,555	\$907,425	\$461,066	50.81%	\$150,634	16.60%	\$0	0.00%	\$303,045	33.40%	\$453,679	50.00%	★★★★★
Green Isle Firemens Relief Assoc	Green Isle	2584	\$112,493	\$82,950	\$29,543	\$17,540	59.37%	\$7,558	25.58%	\$0	0.00%	\$2,719	9.20%	\$10,277	34.79%	★★★
Greenwald Community Recreation Cl	Greenwald	888	\$160,412	\$126,069	\$34,343	\$20,066	58.43%	\$8,503	24.76%	\$0	0.00%	\$4,060	11.82%	\$12,563	36.58%	★★★
Greenway Lions Club	Bovey	1504	\$555,016	\$441,335	\$113,681	\$75,999	66.85%	\$19,655	17.29%	\$0	0.00%	\$13,862	12.19%	\$33,517	29.48%	★★
Grey Eagle-Burtrum Lions Club	Grey Eagle	1292	\$1,584,946	\$1,314,001	\$270,945	\$144,275	53.25%	\$66,628	24.59%	\$0	0.00%	\$65,463	24.16%	\$132,091	48.75%	★★★★★
Grygla Lions Club	Grygla	782	\$226,960	\$187,447	\$39,513	\$18,691	47.30%	\$21,925	55.49%	\$0	0.00%	\$4,064	10.29%	\$25,989	65.77%	★★★★★
Hackensack Lions Club	Hackensack	1740	\$693,863	\$603,210	\$90,653	\$47,028	51.88%	\$38,899	42.91%	\$0	0.00%	\$9,071	10.01%	\$47,970	52.92%	★★★★★
Hadley Lions Club	Hadley	2492	\$288,193	\$236,518	\$51,675	\$21,853	42.29%	\$18,458	35.72%	\$0	0.00%	\$7,378	14.28%	\$25,836	50.00%	★★★★★
Halstad Firemens Benefit Assoc	Halstad	2609	\$241,193	\$195,830	\$45,363	\$23,893	52.67%	\$2,000	4.41%	\$0	0.00%	\$21,984	48.46%	\$23,984	52.87%	★★★★★
Ham Lake Chamber of Commerce	Ham Lake	2948	\$7,589,546	\$6,444,947	\$1,144,599	\$602,955	52.68%	\$120,717	10.55%	\$0	0.00%	\$394,098	34.43%	\$514,815	44.98%	★★★★★
Ham Lake Lions Club	Cedar	2618	\$1,172,022	\$993,581	\$178,441	\$92,399	51.78%	\$46,192	25.89%	\$0	0.00%	\$35,341	19.81%	\$81,534	45.69%	★★★★★
Hamburg Fire Dept Relief Assoc	Hamburg	2329	\$89,867	\$65,881	\$23,986	\$12,584	52.46%	\$7,000	29.18%	\$0	0.00%	\$2,962	12.35%	\$9,962	41.53%	★★★★★
Hamel Lions Club	Hamel	3851	\$1,143,732	\$954,894	\$188,838	\$114,848	60.82%	\$29,425	15.58%	\$0	0.00%	\$37,671	19.95%	\$67,096	35.53%	★★★
Hamel Vol Firemen's Relief Assoc	Hamel	1926	\$1,026,521	\$885,721	\$140,800	\$79,492	56.46%	\$35,775	25.41%	\$0	0.00%	\$18,602	13.21%	\$54,377	38.62%	★★★
Hancock Firemen's Relief Assoc	Hancock	5472	\$180,596	\$142,430	\$38,166	\$23,392	61.29%	\$9,900	25.94%	\$0	0.00%	\$4,284	11.22%	\$14,184	37.16%	★★★
Hanley Falls Firemens Relief Associa	Hanley Falls	2791	\$646,172	\$516,731	\$129,441	\$72,918	56.33%	\$28,523	22.04%	\$0	0.00%	\$16,838	13.01%	\$45,361	35.04%	★★★
Hanover Athletic Assoc	Hanover	2415	\$7,269,464	\$6,166,486	\$1,102,978	\$418,772	37.97%	\$333,896	30.27%	\$3,755	0.34%	\$362,852	32.90%	\$700,502	63.51%	★★★★★
Hanover Lions Club	Hanover	591	\$1,414,756	\$1,245,159	\$169,597	\$90,590	53.42%	\$44,276	26.11%	\$0	0.00%	\$29,822	17.58%	\$74,098	43.69%	★★★★★
Hanska Baseball Assoc	Hanska	2461	\$711,894	\$592,281	\$119,613	\$59,079	49.39%	\$34,606	28.93%	\$0	0.00%	\$12,953	10.83%	\$47,559	39.76%	★★★
Harding Lastrup Snodusters Snowmo	Hillman	2716	\$606,986	\$486,330	\$120,656	\$76,119	63.09%	\$26,000	21.55%	\$0	0.00%	\$13,798	11.44%	\$39,798	32.98%	★★★
Harding Sportsmen's Club	Pierz	2269	\$269,684	\$204,909	\$64,775	\$44,720	69.04%	\$15,000	23.16%	\$0	0.00%	\$7,389	11.41%	\$22,389	34.56%	★★★
Harmony Firefighter's Relief Assoc	Harmony	4184	\$673,263	\$558,086	\$115,176	\$58,489	50.78%	\$42,945	37.29%	\$0	0.00%	\$14,438	12.54%	\$57,383	49.82%	★★★★★
Hartland Firemens Relief Assoc	Hartland	35378	\$365,433	\$302,350	\$63,083	\$28,102	44.55%	\$26,650	42.25%	\$0	0.00%	\$7,449	11.81%	\$34,099	54.05%	★★★★★
Hawley Firemens Relief Assoc	Hawley	2860	\$1,591,646	\$1,343,203	\$248,443	\$147,436	59.34%	\$58,080	23.38%	\$0	0.00%	\$55,182	22.21%	\$113,262	45.59%	★★★★★
Hayfield Commercial Club	Hayfield	2310	\$1,194,305	\$1,035,921	\$158,384	\$87,839	55.46%	\$33,000	20.84%	\$0	0.00%	\$22,776	14.38%	\$55,776	35.22%	★★★
Hayward Fire Department Relief Assoc	Albert Lea	2869	\$509,390	\$416,014	\$93,376	\$44,699	47.87%	\$33,174	35.53%	\$0	0.00%	\$10,845	11.61%	\$44,019	47.14%	★★★★★
Heartland Animal Rescue Team	Brainerd	4797	\$306,518	\$244,013	\$62,505	\$44,781	71.64%	\$12,375	19.80%	\$0	0.00%	\$7,237	11.58%	\$19,612	31.38%	★★★

FY2017 Organization Annual Report Summary

by Organization Name

Organization Name	City	License Number	Gross Receipts	Prizes	Net Receipts	ALLOWABLE EXPENSES		LAWFUL PURPOSE EXPENDITURES						STAR RATING		
						TOTAL	%	Charitable	%	Other	%	Taxes/Fees	%		TOTAL	%
Heartland Racing Pigeon Federation	St. Paul	36695	\$1,340,860	\$1,098,395	\$242,465	\$152,065	62.72%	\$30,995	12.78%	\$0	0.00%	\$58,659	24.19%	\$89,654	36.98%	☆☆☆☆
Heather Curling Club	Mapleton	4760	\$839,624	\$695,111	\$144,513	\$72,243	49.99%	\$43,395	30.03%	\$0	0.00%	\$26,162	18.10%	\$69,557	48.13%	☆☆☆☆
Hector Vol Fire Dept Relief Assoc	Hector	3169	\$233,555	\$185,621	\$47,934	\$27,294	56.94%	\$11,618	24.24%	\$0	0.00%	\$5,025	10.48%	\$16,642	34.72%	☆☆☆☆
Henderson Fire Dept Relief Assoc	Henderson	2409	\$618,913	\$532,889	\$86,024	\$39,338	45.73%	\$34,951	40.63%	\$0	0.00%	\$10,754	12.50%	\$45,705	53.13%	☆☆☆☆
Henderson Lions Club	Henderson	2647	\$153,316	\$117,356	\$35,960	\$12,222	33.99%	\$8,095	22.51%	\$700	1.95%	\$3,781	10.51%	\$12,576	34.97%	☆☆☆☆
Heritage Community Center	Thief River Falls	175	\$26,254	\$19,226	\$7,028	\$714	10.16%	\$5,290	75.27%	\$0	0.00%	\$1,095	15.58%	\$6,385	90.85%	☆☆☆☆
Herman Development Corp	Herman	2977	\$134,793	\$113,704	\$21,089	\$11,288	53.53%	\$6,704	31.79%	\$0	0.00%	\$2,764	13.11%	\$9,468	44.90%	☆☆☆☆
Hermantown Amateur Hockey Assoc	Hermantown	2165	\$2,114,151	\$1,734,225	\$379,926	\$178,365	46.95%	\$97,503	25.66%	\$0	0.00%	\$105,935	27.88%	\$203,438	53.55%	☆☆☆☆
Hermantown Youth Soccer Assoc	Duluth	3182	\$1,122,716	\$939,677	\$183,039	\$139,181	76.04%	\$24,863	13.58%	\$0	0.00%	\$32,971	18.01%	\$57,834	31.60%	☆☆☆☆
Hiawatha Sno-Seekers	Dover	4463	\$3,909,023	\$3,142,449	\$766,574	\$378,925	49.43%	\$60,170	7.85%	\$14,527	1.89%	\$243,016	31.70%	\$317,712	41.45%	☆☆☆☆
Hill City Firemens Relief Assoc	Hill City	1157	\$1,714,412	\$1,477,752	\$236,660	\$116,831	49.37%	\$59,525	25.15%	\$0	0.00%	\$53,355	22.55%	\$112,880	47.70%	☆☆☆☆
Hill City Lions Club	Hill City	4089	\$1,057,292	\$871,763	\$185,528	\$80,056	43.15%	\$73,353	39.54%	\$0	0.00%	\$32,959	17.77%	\$106,313	57.30%	☆☆☆☆
Hill Murray Father's Club	Maplewood	4098	\$4,097,099	\$3,496,134	\$600,965	\$283,143	47.11%	\$121,114	20.15%	\$0	0.00%	\$172,835	28.76%	\$293,949	48.91%	☆☆☆☆
Hill Murray Mothers Club	Maplewood	4435	\$3,335,864	\$2,871,210	\$464,654	\$188,965	40.67%	\$121,862	26.23%	\$0	0.00%	\$144,845	31.17%	\$266,707	57.40%	☆☆☆☆
Hinckley Lions Club	Hinckley	1803	\$786,958	\$606,666	\$180,292	\$105,796	58.68%	\$49,100	27.23%	\$0	0.00%	\$31,425	17.43%	\$80,525	44.66%	☆☆☆☆
Hitterdal Lions Club	Hitterdal	2015	\$615,117	\$550,531	\$64,586	\$36,865	57.08%	\$17,127	26.52%	\$0	0.00%	\$6,818	10.56%	\$23,945	37.07%	☆☆☆☆
Hoffman Lions Club	Hoffman	1636	\$533,225	\$441,240	\$91,986	\$35,565	38.66%	\$40,869	44.43%	\$0	0.00%	\$10,314	11.21%	\$51,183	55.64%	☆☆☆☆
Hoffman Senior Citizen's Club	Hoffman	33884	\$34,474	\$26,326	\$8,148	\$2,038	25.01%	\$3,900	47.86%	\$0	0.00%	\$1,594	19.56%	\$5,494	67.43%	☆☆☆☆
Holdingford Firefighters Relief Assoc	Holdingford	2667	\$505,568	\$420,268	\$85,300	\$42,352	49.65%	\$25,902	30.37%	\$0	0.00%	\$8,863	10.39%	\$34,765	40.76%	☆☆☆☆
Holdingford Sno Flyers	Holdingford	3012	\$264,727	\$218,325	\$46,402	\$30,890	66.57%	\$7,606	16.39%	\$958	2.06%	\$5,469	11.79%	\$14,032	30.24%	☆☆☆☆
Holloway Rod and Gun Club	Holloway	897	\$258,540	\$215,682	\$42,858	\$23,310	54.39%	\$13,934	32.51%	\$0	0.00%	\$4,989	11.64%	\$18,923	44.15%	☆☆☆☆
Holy Trinity Church Winsted	Winsted	1288	\$673,759	\$519,990	\$153,769	\$42,947	27.93%	\$73,250	47.64%	\$0	0.00%	\$15,339	9.98%	\$88,589	57.61%	☆☆☆☆
Hopkins Raspberry Assoc	Hopkins	2297	\$2,578,498	\$2,234,844	\$343,654	\$210,843	61.35%	\$40,500	11.79%	\$0	0.00%	\$97,158	28.27%	\$137,658	40.06%	☆☆☆☆
Hopkins Youth Hockey Association	Hopkins	4157	\$8,791,866	\$7,597,027	\$1,194,839	\$500,504	41.89%	\$288,085	24.11%	\$0	0.00%	\$388,616	32.52%	\$676,701	56.64%	☆☆☆☆
Houston Money Creek Snowriders Sn	Houston	92320	\$376,090	\$311,946	\$64,144	\$28,152	43.89%	\$6,690	10.43%	\$16,907	26.36%	\$6,894	10.75%	\$30,491	47.54%	☆☆☆☆
Hoyt Lakes Chamber of Commerce	Hoyt Lakes	4943	\$917,349	\$812,035	\$105,314	\$65,143	61.86%	\$33,672	31.97%	\$0	0.00%	\$15,937	15.13%	\$49,610	47.11%	☆☆☆☆
Hrvatski Dom Assoc	South St. Paul	146	\$786,572	\$657,673	\$128,899	\$87,070	67.55%	\$12,870	9.98%	\$727	0.56%	\$11,080	8.60%	\$24,677	19.14%	☆☆
Husker Athletic Boosters Club	Holdingford	3961	\$415,632	\$334,872	\$80,760	\$48,096	59.55%	\$41,910	51.89%	\$0	0.00%	\$8,817	10.92%	\$50,727	62.81%	☆☆☆☆
Hutchinson Hockey Association, Inc.	Hutchinson	2482	\$819,546	\$687,416	\$132,130	\$60,227	45.58%	\$32,042	24.25%	\$0	0.00%	\$13,902	10.52%	\$45,944	34.77%	☆☆☆☆
Ideal Community Service Organization	Pequot Lakes	1152	\$273,938	\$214,289	\$59,649	\$45,658	76.54%	\$9,600	16.09%	\$0	0.00%	\$6,512	10.92%	\$16,112	27.01%	☆☆
International Falls Recreation Hockey	International Falls	5298	\$301,993	\$213,625	\$88,368	\$33,753	38.20%	\$33,274	37.65%	\$0	0.00%	\$8,795	9.95%	\$42,069	47.61%	☆☆☆☆
International Voyageurs Snowmobile	International Falls	5012	\$809,919	\$666,073	\$143,846	\$81,694	56.79%	\$6,204	4.31%	\$16,447	11.43%	\$21,214	14.75%	\$43,864	30.49%	☆☆☆☆
Inver Grove Heights Soccer Assoc	Inver Grove Heights	30084	\$478,459	\$414,165	\$64,294	\$38,830	60.39%	\$0	0.00%	\$22,000	34.22%	\$6,885	10.71%	\$28,885	44.93%	☆☆☆☆
Irish Football Boosters	Rosemount	93224	\$3,282,848	\$2,865,810	\$417,038	\$183,461	43.99%	\$105,900	25.39%	\$0	0.00%	\$116,897	28.03%	\$222,797	53.42%	☆☆☆☆

FY2017 Organization Annual Report Summary

by Organization Name

Organization Name	City	License Number	Gross Receipts	Prizes	Net Receipts	ALLOWABLE EXPENSES		LAWFUL PURPOSE EXPENDITURES						STAR RATING		
						TOTAL	%	Charitable	%	Other	%	Taxes/Fees	%		TOTAL	%
Irving Community Association	Duluth	2305	\$14,812,889	\$12,530,533	\$2,282,356	\$1,136,193	49.78%	\$305,667	13.39%	\$0	0.00%	\$796,551	34.90%	\$1,102,218	48.29%	★★★★★
Isabella Community Council	Isabella	2612	\$321,918	\$266,698	\$55,220	\$33,615	60.87%	\$4,136	7.49%	\$6,433	11.65%	\$7,202	13.04%	\$17,770	32.18%	★★★★★
Isanti County Sportsmens Club	Cambridge	2581	\$4,734,535	\$4,110,738	\$623,796	\$288,208	46.20%	\$131,854	21.14%	\$0	0.00%	\$188,162	30.16%	\$320,016	51.30%	★★★★★
Isle Lions Club	Isle	1844	\$510,464	\$404,546	\$105,918	\$61,191	57.77%	\$20,748	19.59%	\$0	0.00%	\$11,268	10.64%	\$32,016	30.23%	★★★★★
Italian American Club Foundation	Minneapolis	511	\$6,478,161	\$5,362,071	\$1,116,090	\$454,846	40.75%	\$270,000	24.19%	\$0	0.00%	\$371,424	33.28%	\$641,424	57.47%	★★★★★
Itasca Drift Skippers Snowmobile Club	Grand Rapids	5107	\$851,422	\$697,620	\$153,802	\$57,229	37.21%	\$40,158	26.11%	\$0	0.00%	\$17,371	11.29%	\$57,529	37.40%	★★★★★
Izaak Walton League Chapter 79	New Ulm	2352	\$321,539	\$270,937	\$50,602	\$31,293	61.84%	\$15,990	31.60%	\$1,900	3.75%	\$4,820	9.53%	\$22,710	44.88%	★★★★★
Janesville Rotary Club	Janesville	3859	\$110,161	\$76,725	\$33,436	\$7,644	22.86%	\$16,900	50.54%	\$0	0.00%	\$3,648	10.91%	\$20,549	61.46%	★★★★★
Jasper Lions Club	Jasper	1717	\$74,227	\$54,800	\$19,427	\$10,745	55.31%	\$6,300	32.43%	\$0	0.00%	\$1,829	9.41%	\$8,129	41.84%	★★★★★
Jordan Fire Department Relief Assoc	Jordan	2662	\$750,449	\$628,030	\$122,419	\$83,195	67.96%	\$22,109	18.06%	\$0	0.00%	\$16,335	13.34%	\$38,444	31.40%	★★★★★
Kasota Fire Dept Relief Assoc	Kasota	2880	\$819,952	\$694,014	\$125,938	\$73,997	58.76%	\$27,691	21.99%	\$0	0.00%	\$16,762	13.31%	\$44,453	35.30%	★★★★★
Kay Sea Club	Austin	787	\$358,249	\$293,430	\$64,819	\$45,648	70.42%	\$13,400	20.67%	\$0	0.00%	\$6,385	9.85%	\$19,785	30.52%	★★★★★
Keewatin Firemens Relief Assoc	Keewatin	2506	\$3,589,397	\$3,075,022	\$514,376	\$272,540	52.98%	\$61,911	12.04%	\$0	0.00%	\$151,973	29.55%	\$213,884	41.58%	★★★★★
Kellogg Fire Department Relief Assoc	Kellogg	3983	\$409,801	\$336,891	\$72,911	\$40,716	55.84%	\$17,852	24.48%	\$0	0.00%	\$15,720	21.56%	\$33,572	46.04%	★★★★★
Kensington Firemen's Relief Association	Kensington	2557	\$409,574	\$332,355	\$77,219	\$43,941	56.90%	\$18,276	23.67%	\$0	0.00%	\$7,937	10.28%	\$26,213	33.95%	★★★★★
Kenyon Snowdrifters	Kenyon	33481	\$697,198	\$578,549	\$118,650	\$69,485	58.56%	\$4,872	4.11%	\$19,247	16.22%	\$12,435	10.48%	\$36,554	30.81%	★★★★★
Kiester Firemans Relief Assoc	Kiester	5648	\$325,106	\$270,841	\$54,266	\$29,079	53.59%	\$11,310	20.84%	\$441	0.81%	\$6,570	12.11%	\$18,321	33.76%	★★★★★
Kimball Firemens Relief Assoc	Kimball	5835	\$1,627,392	\$1,368,174	\$259,218	\$134,834	52.02%	\$48,430	18.68%	\$0	0.00%	\$58,526	22.58%	\$106,956	41.26%	★★★★★
Kingsland Athletic Booster Club	Spring Valley	4222	\$2,166,351	\$1,811,305	\$355,045	\$190,221	53.58%	\$19,461	5.48%	\$50,000	14.08%	\$92,784	26.13%	\$162,245	45.70%	★★★★★
Kinney Fire Relief Assoc	Kinney	3103	\$243,001	\$202,819	\$40,182	\$24,487	60.94%	\$10,335	25.72%	\$0	0.00%	\$4,757	11.84%	\$15,092	37.56%	★★★★★
Knights Fraternal Corporation of Bloomington	Bloomington	85	\$1,074,742	\$876,784	\$197,958	\$143,654	72.57%	\$8,755	4.42%	\$39,237	19.82%	\$21,350	10.79%	\$69,342	35.03%	★★★★★
Knights of Columbus Council 1551 Montevideo	Montevideo	2514	\$366,197	\$302,960	\$63,237	\$33,950	53.69%	\$28,091	44.42%	\$0	0.00%	\$6,635	10.49%	\$34,726	54.91%	★★★★★
Knights of Columbus Council 1573 Montgomery	Montgomery	40009	\$402,801	\$330,830	\$71,971	\$27,078	37.62%	\$30,044	41.75%	\$2,500	3.47%	\$10,288	14.30%	\$42,833	59.51%	★★★★★
Knights of Columbus Council 1575 Fairmont	Fairmont	683	\$165,672	\$99,642	\$66,030	\$3,965	6.00%	\$49,200	74.51%	\$6,000	9.09%	\$6,432	9.74%	\$61,632	93.34%	★★★★★
Knights of Columbus Council 1632 Stillwater	Stillwater	4684	\$202,753	\$157,987	\$44,766	\$21,067	47.06%	\$16,620	37.13%	\$0	0.00%	\$5,142	11.49%	\$21,762	48.61%	★★★★★
Knights of Columbus Council 2023 New Prague	New Prague	1187	\$66,116	\$44,588	\$21,529	\$6,182	28.72%	\$5,006	23.25%	\$8,338	38.73%	\$2,800	13.01%	\$16,144	74.99%	★★★★★
Knights of Columbus Council 4174 Albertville	Albertville	2923	\$2,446,812	\$2,084,774	\$362,038	\$166,457	45.98%	\$130,782	36.12%	\$0	0.00%	\$100,907	27.87%	\$231,689	64.00%	★★★★★
Knights of Columbus Council 4718 Alexandria	Alexandria	1362	\$140,374	\$88,562	\$51,812	\$25,821	49.84%	\$10,995	21.22%	\$8,617	16.63%	\$5,581	10.77%	\$25,193	48.62%	★★★★★
Knights of Columbus Council 6731 Granite Falls	Granite Falls	3434	\$158,805	\$130,417	\$28,388	\$19,453	68.53%	\$8,233	29.00%	\$0	0.00%	\$3,568	12.57%	\$11,801	41.57%	★★★★★
Knights of Columbus Council 8367 Lakeville	Lakeville	3744	\$478,228	\$402,151	\$76,077	\$53,699	70.58%	\$15,768	20.73%	\$0	0.00%	\$7,880	10.36%	\$23,648	31.08%	★★★★★
Knights of Columbus Council 889 Faribault	Faribault	1142	\$203,244	\$145,887	\$57,357	\$18,988	33.10%	\$0	0.00%	\$31,973	55.74%	\$8,121	14.16%	\$40,094	69.90%	★★★★★
Knights of Columbus Council 9140 Big Lake	Big Lake	4555	\$3,133,336	\$2,666,637	\$466,699	\$266,361	57.07%	\$61,754	13.23%	\$3,000	0.64%	\$131,068	28.08%	\$195,822	41.96%	★★★★★
Knights of Columbus Council 945 Owatonna	Owatonna	1090	\$949,276	\$762,418	\$186,858	\$108,254	57.93%	\$16,752	8.97%	\$12,123	6.49%	\$33,255	17.80%	\$62,130	33.25%	★★★★★
La Salle Volunteer Firefighters Relief	La Salle	3759	\$546,954	\$470,994	\$75,961	\$44,234	58.23%	\$20,633	27.16%	\$0	0.00%	\$7,964	10.48%	\$28,597	37.65%	★★★★★

FY2017 Organization Annual Report Summary

by Organization Name

Organization Name	City	License Number	Gross Receipts	Prizes	Net Receipts	ALLOWABLE EXPENSES		LAWFUL PURPOSE EXPENDITURES						STAR RATING		
						TOTAL	%	Charitable	%	Other	%	Taxes/Fees	%		TOTAL	%
Lac Qui Parle Lake Association	Montevideo	2914	\$1,138,807	\$893,894	\$244,913	\$155,635	63.55%	\$35,035	14.31%	\$0	0.00%	\$54,306	22.17%	\$89,341	36.48%	☆☆☆
Lafayette & Area Lions Club	Lafayette	2549	\$274,614	\$218,537	\$56,077	\$30,921	55.14%	\$34,012	60.65%	\$0	0.00%	\$5,974	10.65%	\$39,986	71.30%	☆☆☆☆
Lake Crystal Fire Dept Relief Assoc	Lake Crystal	2606	\$945,052	\$803,646	\$141,405	\$70,225	49.66%	\$36,917	26.11%	\$0	0.00%	\$20,471	14.48%	\$57,388	40.58%	☆☆☆☆
Lake Elmo Jaycees	Lake Elmo	2225	\$2,305,659	\$1,981,589	\$324,070	\$127,582	39.37%	\$126,198	38.94%	\$0	0.00%	\$90,298	27.86%	\$216,496	66.81%	☆☆☆☆
Lake Henry Lions Club	Belgrade	4918	\$592,062	\$457,325	\$134,737	\$44,622	33.12%	\$42,437	31.50%	\$0	0.00%	\$14,730	10.93%	\$57,167	42.43%	☆☆☆☆
Lake Lillian Civic & Commerce Assoc	Lake Lillian	2920	\$137,717	\$107,149	\$30,568	\$14,609	47.79%	\$12,524	40.97%	\$0	0.00%	\$3,530	11.55%	\$16,053	52.52%	☆☆☆☆
Lake of the Woods Drifters Snowmob	Baudette	31160	\$573,518	\$469,168	\$104,350	\$57,260	54.87%	\$20,742	19.88%	\$0	0.00%	\$11,837	11.34%	\$32,579	31.22%	☆☆☆☆
Lake Park Fire Relief Association	Lake Park	702	\$779,160	\$658,313	\$120,847	\$71,856	59.46%	\$30,900	25.57%	\$0	0.00%	\$11,500	9.52%	\$42,400	35.09%	☆☆☆☆
Lake Region Hockey Association	New Brighton	1837	\$2,919,085	\$2,452,420	\$466,665	\$247,402	53.01%	\$75,547	16.19%	\$0	0.00%	\$133,955	28.70%	\$209,502	44.89%	☆☆☆☆
Lake Sullivan Assoc	Hillman	3118	\$525,976	\$440,194	\$85,782	\$59,651	69.54%	\$17,000	19.82%	\$0	0.00%	\$9,249	10.78%	\$26,249	30.60%	☆☆☆☆
Lake Superior Steelhead Assoc	Duluth	1859	\$1,854,611	\$1,543,378	\$311,233	\$181,004	58.16%	\$53,118	17.07%	\$0	0.00%	\$92,984	29.88%	\$146,103	46.94%	☆☆☆☆
Lake Washington Improvement Assoc	Mankato	3528	\$3,916,817	\$3,339,788	\$577,029	\$284,990	49.39%	\$96,850	16.78%	\$0	0.00%	\$200,274	34.71%	\$297,124	51.49%	☆☆☆☆
Lakes Area Senior Activity Center	Brainerd	1066	\$13,663	\$5,911	\$7,751	\$52	0.67%	\$7,350	94.82%	\$0	0.00%	\$927	11.96%	\$8,277	106.78%	☆☆☆☆
Lakes Center for Youth and Families,	Forest Lake	34511	\$1,432,679	\$1,186,679	\$246,000	\$79,850	32.46%	\$140,573	57.14%	\$0	0.00%	\$45,009	18.30%	\$185,582	75.44%	☆☆☆☆
Lakeview Booster Club, Inc	Cottonwood	35466	\$465,456	\$376,513	\$88,943	\$37,802	42.50%	\$41,603	46.77%	\$0	0.00%	\$9,091	10.22%	\$50,694	57.00%	☆☆☆☆
Lakeville Hockey Association	Lakeville	2059	\$5,717,375	\$4,826,886	\$890,489	\$485,946	54.57%	\$135,000	15.16%	-\$2,400	-0.27%	\$273,061	30.66%	\$405,661	45.55%	☆☆☆☆
Lakeville Lions Club	Lakeville	1947	\$2,941,678	\$2,557,275	\$384,403	\$165,710	43.11%	\$109,354	28.45%	\$0	0.00%	\$105,528	27.45%	\$214,882	55.90%	☆☆☆☆
Lamberton Lions Club	Lamberton	5073	\$180,854	\$144,976	\$35,878	\$25,978	72.41%	\$8,600	23.97%	\$0	0.00%	\$3,538	9.86%	\$12,138	33.83%	☆☆☆☆
Lancer Youth Hockey Association	La Crescent	3796	\$1,437,969	\$1,165,539	\$272,430	\$95,745	35.14%	\$95,000	34.87%	\$0	0.00%	\$63,816	23.42%	\$158,816	58.30%	☆☆☆☆
Lanesboro Fire Relief Assn	Lanesboro	3119	\$1,783,652	\$1,538,543	\$245,109	\$134,284	54.79%	\$27,000	11.02%	\$50,000	20.40%	\$59,761	24.38%	\$136,761	55.80%	☆☆☆☆
Le Center Firefighter's Relief Associat	Le Center	2551	\$666,667	\$539,985	\$126,682	\$57,592	45.46%	\$56,396	44.52%	\$0	0.00%	\$17,393	13.73%	\$73,789	58.25%	☆☆☆☆
Leaf Valley Game and Fish Conserva	Miltona	2355	\$2,498,069	\$2,137,693	\$360,375	\$131,587	36.51%	\$109,686	30.44%	\$0	0.00%	\$110,383	30.63%	\$220,069	61.07%	☆☆☆☆
Leavenworth Baseball Assoc	Sleepy Eye	2685	\$381,992	\$308,798	\$73,195	\$43,600	59.57%	\$20,684	28.26%	\$0	0.00%	\$7,968	10.89%	\$28,652	39.15%	☆☆☆☆
Leech Lake Area Amateur Hockey As	Walker	30852	\$545,253	\$405,131	\$140,122	\$73,052	52.13%	\$32,622	23.28%	\$0	0.00%	\$15,056	10.74%	\$47,678	34.03%	☆☆☆☆
LeRoy Community Foundation	LeRoy	35638	\$236,842	\$196,150	\$40,692	\$25,471	62.59%	\$10,011	24.60%	\$0	0.00%	\$3,165	7.78%	\$13,176	32.38%	☆☆☆☆
Lester Prairie Lions Club	Lester Prairie	2982	\$125,443	\$100,729	\$24,714	\$12,636	51.13%	\$5,137	20.78%	\$0	0.00%	\$3,094	12.52%	\$8,231	33.30%	☆☆☆☆
Lewiston Volunteer Fire Co	Lewiston	3750	\$532,875	\$425,859	\$107,016	\$58,670	54.82%	\$32,435	30.31%	\$500	0.47%	\$12,540	11.72%	\$45,475	42.49%	☆☆☆☆
Lexington Fire Relief	Lexington	7	\$2,746,714	\$2,376,515	\$370,199	\$157,941	42.66%	\$124,665	33.68%	\$0	0.00%	\$96,865	26.17%	\$221,530	59.84%	☆☆☆☆
Lincoln Area Business Assoc	Cushing	1074	\$1,171,654	\$949,554	\$222,100	\$127,942	57.61%	\$44,065	19.84%	\$0	0.00%	\$38,499	17.33%	\$82,564	37.17%	☆☆☆☆
Lindstrom Firefighter's Relief Assoc	Lindstrom	1950	\$1,713,723	\$1,520,173	\$193,550	\$100,121	51.73%	\$12,500	6.46%	\$0	0.00%	\$79,675	41.17%	\$92,175	47.62%	☆☆☆☆
Lions Club of Forest Lake	Forest Lake	2190	\$3,814,229	\$3,228,584	\$585,645	\$305,967	52.24%	\$82,075	14.01%	\$0	0.00%	\$187,687	32.05%	\$269,762	46.06%	☆☆☆☆
Lions Club of Waconia	Waconia	32393	\$1,189,018	\$995,977	\$193,041	\$71,575	37.08%	\$83,213	43.11%	\$0	0.00%	\$37,024	19.18%	\$120,237	62.29%	☆☆☆☆
Lions International Gateway Lions Clu	Park Rapids	2086	\$697,871	\$595,845	\$102,026	\$60,795	59.59%	\$27,092	26.55%	\$0	0.00%	\$11,025	10.81%	\$38,117	37.36%	☆☆☆☆
Little Canada Canadian Days	Little Canada	4219	\$1,895,069	\$1,673,829	\$221,239	\$116,427	52.62%	\$38,128	17.23%	\$0	0.00%	\$42,063	19.01%	\$80,191	36.25%	☆☆☆☆

FY2017 Organization Annual Report Summary

by Organization Name

Organization Name	City	License Number	Gross Receipts	Prizes	Net Receipts	ALLOWABLE EXPENSES		LAWFUL PURPOSE EXPENDITURES						STAR RATING		
						TOTAL	%	Charitable	%	Other	%	Taxes/Fees	%		TOTAL	%
Little Canada Fire Department	Little Canada	864	\$2,754,664	\$2,319,406	\$435,258	\$236,735	54.39%	\$76,244	17.52%	\$0	0.00%	\$120,110	27.60%	\$196,354	45.11%	★★★★★
Little Canada Recreation Association	Little Canada	34510	\$4,222,173	\$3,239,521	\$982,652	\$629,480	64.06%	\$225,543	22.95%	\$0	0.00%	\$158,816	16.16%	\$384,359	39.11%	★★★★★
Little Falls Lindbergh Lions Club	Little Falls	3031	\$321,653	\$279,060	\$42,593	\$49,086	115.24%	\$29,150	68.44%	\$500	1.17%	\$14,786	34.71%	\$44,436	104.33%	★★★★★
Little Falls Lions Club	Little Falls	2565	\$735,384	\$600,235	\$135,149	\$82,879	61.32%	\$34,850	25.79%	\$0	0.00%	\$16,511	12.22%	\$51,361	38.00%	★★★★★
Little Falls Youth Hockey	Little Falls	2347	\$1,337,573	\$1,056,329	\$281,244	\$120,172	42.73%	\$86,833	30.87%	\$0	0.00%	\$46,647	16.59%	\$133,479	47.46%	★★★★★
Long Lake Homeowners Assn Inc	Hillman	5442	\$645,839	\$506,458	\$139,381	\$90,818	65.16%	\$23,750	17.04%	\$0	0.00%	\$19,925	14.30%	\$43,675	31.33%	★★★★★
Long Prairie Hockey Assoc	Long Prairie	2079	\$443,754	\$359,133	\$84,621	\$47,407	56.02%	\$28,466	33.64%	\$0	0.00%	\$8,769	10.36%	\$37,235	44.00%	★★★★★
Long Prairie Lions Club	Long Prairie	4429	\$503,396	\$400,631	\$102,765	\$51,106	49.73%	\$38,884	37.84%	\$0	0.00%	\$12,387	12.05%	\$51,271	49.89%	★★★★★
Longville Lakes Area Chamber of Com	Longville	1185	\$1,450,152	\$1,168,415	\$281,738	\$154,280	54.76%	\$48,492	17.21%	\$5,000	1.77%	\$63,625	22.58%	\$117,117	41.57%	★★★★★
Lonsdale Firemen's Relief Associator	Lonsdale	2136	\$194,327	\$139,688	\$54,639	\$27,599	50.51%	\$10,933	20.01%	\$0	0.00%	\$14,313	26.20%	\$25,246	46.20%	★★★★★
Lonsdale Sno-Wizards Inc	Lonsdale	6923	\$440,022	\$376,361	\$63,662	\$28,107	44.15%	\$18,400	28.90%	\$0	0.00%	\$9,213	14.47%	\$27,613	43.37%	★★★★★
Loretto Lions Club	Loretto	2054	\$3,313,954	\$2,856,272	\$457,682	\$202,694	44.29%	\$93,088	20.34%	\$26,500	5.79%	\$135,289	29.56%	\$254,877	55.69%	★★★★★
Loretto Volunteer Fire Dept Inc	Loretto	93303	\$639,958	\$548,433	\$91,525	\$62,452	68.23%	\$27,000	29.50%	\$0	0.00%	\$10,684	11.67%	\$37,684	41.17%	★★★★★
Lowry Firemen's Relief Assoc	Lowry	3760	\$1,027,543	\$876,083	\$151,461	\$61,177	40.39%	\$46,200	30.50%	\$0	0.00%	\$23,126	15.27%	\$69,326	45.77%	★★★★★
Loyola Booster Club	Mankato	92384	\$1,058,409	\$896,430	\$161,980	\$57,588	35.55%	\$65,000	40.13%	\$1,000	0.62%	\$32,649	20.16%	\$98,649	60.90%	★★★★★
Luverne Optimist Club	Luverne	2400	\$871,826	\$712,511	\$159,315	\$74,217	46.59%	\$59,485	37.34%	\$0	0.00%	\$25,106	15.76%	\$84,591	53.10%	★★★★★
Mabel Fire Relief Assoc	Mabel	5195	\$606,856	\$494,098	\$112,758	\$47,973	42.54%	\$50,217	44.54%	\$0	0.00%	\$12,711	11.27%	\$62,928	55.81%	★★★★★
Mankato Area Hockey Association	Mankato	2759	\$1,996,907	\$1,580,251	\$416,656	\$209,449	50.27%	\$69,150	16.60%	\$200	0.05%	\$102,528	24.61%	\$171,878	41.25%	★★★★★
Mankato Area Youth Baseball Assn	North Mankato	31040	\$3,321,463	\$2,768,056	\$553,408	\$280,642	50.71%	\$107,693	19.46%	\$0	0.00%	\$190,291	34.39%	\$297,984	53.85%	★★★★★
Mantorville Restoration Assoc	Mantorville	1982	\$2,449,397	\$2,024,974	\$424,424	\$239,629	56.46%	\$56,000	13.19%	\$0	0.00%	\$110,210	25.97%	\$166,210	39.16%	★★★★★
Maple Grove Firefighter's Relief Asso	Maple Grove	2363	\$3,570,637	\$3,060,379	\$510,258	\$207,648	40.69%	\$113,181	22.18%	\$0	0.00%	\$147,545	28.92%	\$260,726	51.10%	★★★★★
Maple Grove Lions Club	Maple Grove	2411	\$6,559,010	\$5,681,608	\$877,402	\$390,783	44.54%	\$192,010	21.88%	\$0	0.00%	\$285,534	32.54%	\$477,544	54.43%	★★★★★
Maple Island Park Association	Hollandale	5323	\$362,443	\$274,913	\$87,530	\$50,450	57.64%	\$51,986	59.39%	\$0	0.00%	\$8,372	9.56%	\$60,358	68.96%	★★★★★
Maple Lake Lions Club	Maple Lake	2284	\$2,398,348	\$1,925,450	\$472,898	\$228,495	48.32%	\$108,435	22.93%	\$945	0.20%	\$117,934	24.94%	\$227,314	48.07%	★★★★★
Mapleton Area Chamber of Commerce	Mapleton	603	\$1,227,002	\$1,029,001	\$198,001	\$93,909	47.43%	\$74,429	37.59%	\$2,171	1.10%	\$42,837	21.63%	\$119,436	60.32%	★★★★★
Marshall Amateur Hockey Assoc	Marshall	2395	\$180,502	\$147,866	\$32,636	\$14,855	45.52%	\$17,175	52.62%	\$0	0.00%	\$368	1.13%	\$17,542	53.75%	★★★★★
Marshall Baseball Assoc	Marshall	5765	\$51,704	\$43,650	\$8,054	\$5,910	73.38%	\$1,500	18.62%	\$0	0.00%	\$1,439	17.87%	\$2,939	36.49%	★★★★★
Marshall Co Central Sports Booster C	Newfolden	3533	\$196,497	\$156,278	\$40,219	\$18,286	45.47%	\$11,129	27.67%	\$0	0.00%	\$4,321	10.74%	\$15,450	38.41%	★★★★★
Marshall County Driftskippers Snowm	Newfolden	5370	\$190,281	\$152,812	\$37,469	\$21,333	56.94%	\$10,650	28.42%	\$0	0.00%	\$4,420	11.80%	\$15,070	40.22%	★★★★★
Mayer Baseball Club	Mayer	1772	\$916,886	\$732,598	\$184,288	\$85,732	46.52%	\$81,967	44.48%	\$0	0.00%	\$30,638	16.63%	\$112,605	61.10%	★★★★★
Maynard Lions Club	Maynard	2414	\$206,422	\$174,130	\$32,291	\$14,633	45.32%	\$14,583	45.16%	\$0	0.00%	\$3,728	11.54%	\$18,311	56.71%	★★★★★
Mazeppa Firefighters Relief Assoc	Mazeppa	3057	\$1,214,161	\$973,308	\$240,853	\$105,221	43.69%	\$91,536	38.00%	\$0	0.00%	\$41,958	17.42%	\$133,494	55.43%	★★★★★
Mazeppa Lions Club	Mazeppa	1978	\$997,320	\$819,365	\$177,955	\$71,782	40.34%	\$87,421	49.13%	\$0	0.00%	\$27,871	15.66%	\$115,292	64.79%	★★★★★
McGrath Fire Dept Relief Assoc	McGrath	2545	\$230,885	\$187,649	\$43,236	\$28,048	64.87%	\$12,902	29.84%	\$0	0.00%	\$5,022	11.62%	\$17,925	41.46%	★★★★★

FY2017 Organization Annual Report Summary

by Organization Name

Organization Name	City	License Number	Gross Receipts	Prizes	Net Receipts	ALLOWABLE EXPENSES		LAWFUL PURPOSE EXPENDITURES						STAR RATING		
						TOTAL	%	Charitable	%	Other	%	Taxes/Fees	%		TOTAL	%
McGregor Fire Department Relief Ass	McGregor	2840	\$1,581,427	\$1,386,201	\$195,226	\$88,540	45.35%	\$71,450	36.60%	\$0	0.00%	\$41,256	21.13%	\$112,706	57.73%	★★★★★★
McGregor Lions Club	McGregor	1826	\$1,639,341	\$1,407,838	\$231,503	\$118,639	51.25%	\$60,154	25.98%	\$0	0.00%	\$52,316	22.60%	\$112,469	48.58%	★★★★★★
McIntosh Firemen's Relief Associator	McIntosh	33348	\$637,146	\$523,307	\$113,839	\$56,074	49.26%	\$52,000	45.68%	\$0	0.00%	\$11,981	10.52%	\$63,981	56.20%	★★★★★★
Medford Firemens Relief Assoc	Medford	1665	\$404,798	\$324,150	\$80,648	\$24,033	29.80%	\$42,700	52.95%	\$0	0.00%	\$7,733	9.59%	\$50,433	62.53%	★★★★★★
Meire Grove Athletic Club	Melrose	2052	\$67,786	\$54,997	\$12,789	\$6,894	53.90%	\$4,055	31.71%	\$0	0.00%	\$1,893	14.80%	\$5,948	46.51%	★★★★★★
Melrose Lions Club	Melrose	2396	\$322,010	\$255,525	\$66,485	\$34,559	51.98%	\$33,134	49.84%	\$0	0.00%	\$10,563	15.89%	\$43,697	65.72%	★★★★★★
Mentor Firefighters Relief Assoc	Mentor	5817	\$1,410,166	\$1,166,069	\$244,097	\$139,310	57.07%	\$58,455	23.95%	\$0	0.00%	\$54,038	22.14%	\$112,493	46.09%	★★★★★★
Merrick Inc	Vadnais Heights	264	\$25,120,283	\$21,384,071	\$3,736,212	\$1,927,515	51.59%	\$562,237	15.05%	\$0	0.00%	\$1,260,931	33.75%	\$1,823,167	48.80%	★★★★★★
Merrifield Marathons Inc	Merrifield	4720	\$986,119	\$800,191	\$185,928	\$93,942	50.53%	\$32,462	17.46%	\$1,887	1.01%	\$43,811	23.56%	\$78,160	42.04%	★★★★★★
Middle River Sportsmens Club	Middle River	35825	\$407,707	\$343,471	\$64,236	\$38,241	59.53%	\$30,610	47.65%	\$0	0.00%	\$7,372	11.48%	\$37,981	59.13%	★★★★★★
Midway Speedskating Club Inc	Roseville	70	\$3,824,106	\$2,673,284	\$1,150,822	\$460,440	40.01%	\$528,686	45.94%	\$0	0.00%	\$166,527	14.47%	\$695,214	60.41%	★★★★★★
Miesville Lions Club	Vermillion	1762	\$1,001,776	\$802,991	\$198,785	\$105,777	53.21%	\$46,710	23.50%	\$0	0.00%	\$36,195	18.21%	\$82,905	41.71%	★★★★★★
Milaca Firefighters Relief Assoc	Milaca	2413	\$4,227,381	\$3,663,246	\$564,135	\$231,649	41.06%	\$120,500	21.36%	\$0	0.00%	\$200,549	35.55%	\$321,049	56.91%	★★★★★★
Milan Firemen's Relief Association	Milan	92889	\$72,213	\$55,351	\$16,862	\$7,291	43.24%	\$3,750	22.24%	\$0	0.00%	\$2,232	13.24%	\$5,982	35.48%	★★★★★★
Military Service Association	Isle	34291	\$1,063,514	\$880,536	\$182,978	\$100,176	54.75%	\$1,934	1.06%	\$55,485	30.32%	\$28,994	15.85%	\$86,413	47.23%	★★★★★★
Mille Lacs Drift Skippers Snowmobile	Isle	4206	\$3,171,466	\$2,660,342	\$511,124	\$201,575	39.44%	\$86,860	16.99%	\$9,501	1.86%	\$152,174	29.77%	\$248,534	48.62%	★★★★★★
Mille Lacs Raiders Wrestling Club	Onamia	31880	\$311,972	\$250,500	\$61,472	\$30,878	50.23%	\$25,410	41.34%	\$0	0.00%	\$7,018	11.42%	\$32,428	52.75%	★★★★★★
Mille Lacs Trails Snowmobile Club	Aitkin	5241	\$3,154,006	\$2,648,822	\$505,184	\$289,201	57.25%	\$56,568	11.20%	\$0	0.00%	\$149,707	29.63%	\$206,275	40.83%	★★★★★★
Millerville Firemens Relief Assoc	Brandon	2374	\$1,213,328	\$1,081,631	\$131,697	\$85,199	64.69%	\$33,075	25.11%	\$0	0.00%	\$18,775	14.26%	\$51,850	39.37%	★★★★★★
Millville Sportsman's Club	Millville	5379	\$255,826	\$204,603	\$51,223	\$37,337	72.89%	\$8,409	16.42%	\$0	0.00%	\$5,719	11.16%	\$14,128	27.58%	★★★★
Milroy Baseball Assoc, Inc	Milroy	93601	\$73,995	\$58,250	\$15,745	\$6,931	44.02%	\$3,500	22.23%	\$0	0.00%	\$2,910	18.48%	\$6,410	40.71%	★★★★★★
Miltona Lions Club	Parkers Prairie	3743	\$1,003,259	\$861,665	\$141,594	\$61,185	43.21%	\$63,774	45.04%	\$0	0.00%	\$20,846	14.72%	\$84,620	59.76%	★★★★★★
Miltona Volunteer Firemen's Relief As	Miltona	1849	\$1,741,933	\$1,499,802	\$242,131	\$106,919	44.16%	\$84,000	34.69%	\$0	0.00%	\$50,622	20.91%	\$134,622	55.60%	★★★★★★
Minn Brass St. Paul	St. Paul	444	\$507,645	\$401,794	\$105,851	\$54,378	51.37%	\$37,171	35.12%	\$0	0.00%	\$15,278	14.43%	\$52,449	49.55%	★★★★★★
Minneapolis Hockey Association Inc	Minneapolis	2994	\$2,446,368	\$1,937,972	\$508,396	\$347,190	68.29%	\$0	0.00%	\$0	0.00%	\$166,678	32.79%	\$166,678	32.79%	★★★★★★
Minneapolis Northeast Lions Club	Minneapolis	2677	\$10,615,619	\$8,932,381	\$1,683,238	\$795,627	47.27%	\$296,765	17.63%	\$2,000	0.12%	\$585,507	34.78%	\$884,272	52.53%	★★★★★★
Minneapolis Riverview Lions Club	Minneapolis	1096	\$2,269,605	\$1,793,348	\$476,257	\$311,324	65.37%	\$19,174	4.03%	\$0	0.00%	\$148,052	31.09%	\$167,226	35.11%	★★★★★★
Minnesota Fishing Museum	Little Falls	5844	\$3,058,671	\$2,575,524	\$483,146	\$265,744	55.00%	\$56,969	11.79%	\$0	0.00%	\$148,566	30.75%	\$205,534	42.54%	★★★★★★
Minnesota Flyers Gymnastics	Detroit Lakes	5663	\$2,950,699	\$2,348,108	\$602,591	\$334,530	55.52%	\$97,651	16.21%	\$0	0.00%	\$162,349	26.94%	\$260,000	43.15%	★★★★★★
Minnesota Jaycees Charitable Founda	Burnsville	2237	\$1,033,291	\$891,201	\$142,090	\$88,246	62.11%	\$27,000	19.00%	\$0	0.00%	\$18,190	12.80%	\$45,190	31.80%	★★★★★★
Minnesota Lake Firemens Relief Assoc	Minnesota Lake	2195	\$335,622	\$269,573	\$66,049	\$34,719	52.57%	\$25,192	38.14%	\$250	0.38%	\$7,153	10.83%	\$32,595	49.35%	★★★★★★
Minnesota USA Wrestling	Minneapolis	3074	\$3,774,393	\$3,105,646	\$668,747	\$294,177	43.99%	\$160,025	23.93%	\$0	0.00%	\$214,170	32.03%	\$374,195	55.95%	★★★★★★
Minnesota Youth Athletic Services	Spring Lake Park	4819	\$5,008,152	\$4,019,335	\$988,817	\$415,408	42.01%	\$251,724	25.46%	\$0	0.00%	\$316,513	32.01%	\$568,237	57.47%	★★★★★★
Minnetonka Youth Hockey Associatio	Minnetonka	5103	\$913,028	\$724,078	\$188,950	\$87,158	46.13%	\$66,831	35.37%	\$0	0.00%	\$30,596	16.19%	\$97,427	51.56%	★★★★★★

FY2017 Organization Annual Report Summary

by Organization Name

Organization Name	City	License Number	Gross Receipts	Prizes	Net Receipts	ALLOWABLE EXPENSES		LAWFUL PURPOSE EXPENDITURES						STAR RATING		
						TOTAL	%	Charitable	%	Other	%	Taxes/Fees	%		TOTAL	%
Minnewawa Sportsmen's Club	McGregor	1160	\$1,420,262	\$1,204,624	\$215,638	\$100,891	46.79%	\$62,992	29.21%	\$6,407	2.97%	\$37,168	17.24%	\$106,566	49.42%	★★★★★
Mohawk Jaycees of Westonka	Mound	2886	\$1,967,790	\$1,589,000	\$378,790	\$226,644	59.83%	\$41,435	10.94%	\$0	0.00%	\$107,214	28.30%	\$148,649	39.24%	★★★★★
Montevideo Fire Department Relief As	Montevideo	2965	\$426,358	\$338,295	\$88,063	\$33,099	37.59%	\$36,750	41.73%	\$0	0.00%	\$7,668	8.71%	\$44,418	50.44%	★★★★★
Montevideo Lions Club	Montevideo	4018	\$269,066	\$226,977	\$42,089	\$24,509	58.23%	\$18,700	44.43%	\$0	0.00%	\$4,853	11.53%	\$23,553	55.96%	★★★★★
Montgomery Area Community Club	Montgomery	2405	\$11,723	\$3,056	\$8,667	\$1,886	21.76%	\$17,795	205.33%	\$0	0.00%	\$1,500	17.31%	\$19,295	222.64%	★★★★★
Montgomery Firemen's Relief Associa	Montgomery	2152	\$462,322	\$364,866	\$97,456	\$40,710	41.77%	\$37,540	38.52%	\$0	0.00%	\$10,044	10.31%	\$47,584	48.83%	★★★★★
Montgomery Sportsman Club Inc	Le Sueur	2438	\$370,737	\$289,392	\$81,345	\$42,088	51.74%	\$24,729	30.40%	\$216	0.27%	\$8,072	9.92%	\$33,016	40.59%	★★★★★
Monticello Lions Club	Monticello	1825	\$3,519,782	\$3,019,392	\$500,391	\$264,680	52.89%	\$62,738	12.54%	\$0	0.00%	\$141,758	28.33%	\$204,496	40.87%	★★★★★
Monticello Youth Hockey Program	Monticello	4147	\$5,542,211	\$4,544,785	\$997,426	\$566,688	56.82%	\$73,131	7.33%	\$0	0.00%	\$310,315	31.11%	\$383,446	38.44%	★★★★★
Montrose Lions Club	Montrose	1174	\$667,797	\$542,784	\$125,013	\$63,319	50.65%	\$42,259	33.80%	\$1,000	0.80%	\$17,083	13.66%	\$60,342	48.27%	★★★★★
Moorhead Youth Hockey Association	Moorhead	144	\$8,130,205	\$6,678,677	\$1,451,528	\$625,475	43.09%	\$415,000	28.59%	\$0	0.00%	\$422,309	29.09%	\$837,309	57.68%	★★★★★
Moose Lake Area Hockey Associator	Moose Lake	2071	\$679,098	\$549,716	\$129,383	\$57,489	44.43%	\$38,434	29.71%	\$0	0.00%	\$19,776	15.28%	\$58,210	44.99%	★★★★★
Moose Lodge 1060 Aitkin	Aitkin	693	\$449,722	\$387,157	\$62,565	\$31,811	50.85%	\$10,488	16.76%	\$13,406	21.43%	\$6,224	9.95%	\$30,119	48.14%	★★★★★
Moose Lodge 1114 St. Charles	St. Charles	373	\$130,360	\$98,819	\$31,542	\$11,476	36.38%	\$7,114	22.55%	\$10,796	34.23%	\$3,658	11.60%	\$21,568	68.38%	★★★★★
Moose Lodge 1180 Austin	Austin	362	\$265,509	\$212,531	\$52,978	\$26,033	49.14%	\$530	1.00%	\$21,832	41.21%	\$5,767	10.89%	\$28,129	53.09%	★★★★★
Moose Lodge 1274 Cloquet	Cloquet	955	\$357,139	\$275,508	\$81,631	\$46,976	57.55%	\$7,976	9.77%	\$14,774	18.10%	\$9,771	11.97%	\$32,521	39.84%	★★★★★
Moose Lodge 1400 Waite Park	Waite Park	163	\$1,413,588	\$1,176,178	\$237,410	\$97,363	41.01%	\$24,197	10.19%	\$61,216	25.78%	\$38,605	16.26%	\$124,018	52.24%	★★★★★
Moose Lodge 1463 Two Harbors	Two Harbors	367	\$560,676	\$463,479	\$97,197	\$50,854	52.32%	\$14,433	14.85%	\$29,179	30.02%	\$9,948	10.24%	\$53,560	55.10%	★★★★★
Moose Lodge 1544 Braham	Braham	1750	\$267,055	\$219,551	\$47,505	\$20,422	42.99%	\$4,814	10.13%	\$9,129	19.22%	\$4,371	9.20%	\$18,314	38.55%	★★★★★
Moose Lodge 1703 Albert Lea	Albert Lea	212	\$581,749	\$480,492	\$101,258	\$56,759	56.05%	\$8,023	7.92%	\$15,726	15.53%	\$9,907	9.78%	\$33,657	33.24%	★★★★★
Moose Lodge 2023 Grand Rapids	Grand Rapids	340	\$560,775	\$484,390	\$76,385	\$59,969	78.51%	\$3,999	5.24%	\$24,446	32.00%	\$7,854	10.28%	\$36,300	47.52%	★★★★★
Moose Lodge 2098 Faribault	Faribault	109	\$410,812	\$344,678	\$66,134	\$41,876	63.32%	\$2,738	4.14%	\$14,537	21.98%	\$7,759	11.73%	\$25,033	37.85%	★★★★★
Moose Lodge 407 Ortonville	Ortonville	687	\$184,945	\$151,651	\$33,294	\$10,158	30.51%	\$7,469	22.43%	\$8,763	26.32%	\$3,921	11.78%	\$20,153	60.53%	★★★★★
Moose Lodge 742 Baudette	Baudette	371	\$840,870	\$730,634	\$110,237	\$67,466	61.20%	\$20,073	18.21%	\$5,480	4.97%	\$11,332	10.28%	\$36,885	33.46%	★★★★★
Moose Lodge 963 Maplewood	Maplewood	107	\$47,895	\$34,312	\$13,583	\$2,036	14.99%	\$2,864	21.09%	\$11,000	80.98%	\$1,841	13.55%	\$15,705	115.62%	★★★★★
Moose-Willow Sportsmans Club	Hill City	1693	\$543,186	\$457,631	\$85,555	\$51,291	59.95%	\$23,550	27.53%	\$0	0.00%	\$9,433	11.03%	\$32,983	38.55%	★★★★★
Mora Area Youth Recreation Assoc In	Mora	1119	\$2,302,901	\$1,993,821	\$309,080	\$117,827	38.12%	\$81,614	26.41%	\$0	0.00%	\$69,261	22.41%	\$150,875	48.81%	★★★★★
Morris Hockey Assoc	Morris	1860	\$330,511	\$238,460	\$92,051	\$65,031	70.65%	\$23,936	26.00%	\$0	0.00%	\$9,260	10.06%	\$33,196	36.06%	★★★★★
Morristown Firemens Relief Associati	Morristown	1949	\$1,088,735	\$879,530	\$209,206	\$100,415	48.00%	\$68,267	32.63%	\$0	0.00%	\$42,063	20.11%	\$110,331	52.74%	★★★★★
Morton Fireman's Relief Association	Morton	2560	\$95,378	\$70,271	\$25,107	\$7,160	28.52%	\$4,790	19.08%	\$0	0.00%	\$2,623	10.45%	\$7,413	29.53%	★★★
Motley Lions Club	Motley	5943	\$889,922	\$745,864	\$144,058	\$61,849	42.93%	\$62,815	43.60%	\$0	0.00%	\$22,438	15.58%	\$85,252	59.18%	★★★★★
Mountain Lake Fire Department Relie	Mountain Lake	34499	\$329,545	\$278,145	\$51,401	\$37,832	73.60%	\$18,050	35.12%	\$0	0.00%	\$7,710	15.00%	\$25,760	50.12%	★★★★★
Mower Council for the Handicapped	Austin	4348	\$1,236,304	\$1,038,391	\$197,913	\$92,660	46.82%	\$65,939	33.32%	\$0	0.00%	\$38,978	19.69%	\$104,917	53.01%	★★★★★
MSO Productions dba Midwest Ski Ot	White Bear Lake	5703	\$271,619	\$227,437	\$44,182	\$28,423	64.33%	\$4,272	9.67%	\$2,000	4.53%	\$5,043	11.41%	\$11,316	25.61%	★★★

FY2017 Organization Annual Report Summary

by Organization Name

Organization Name	City	License Number	Gross Receipts	Prizes	Net Receipts	ALLOWABLE EXPENSES		LAWFUL PURPOSE EXPENDITURES						STAR RATING		
						TOTAL	%	Charitable	%	Other	%	Taxes/Fees	%		TOTAL	%
Mystic Riders Snowmobile Club	Princeton	3988	\$5,302,148	\$4,541,237	\$760,911	\$379,339	49.85%	\$136,466	17.93%	\$0	0.00%	\$233,530	30.69%	\$369,995	48.63%	★★★★★
Nashwauk Volunteer Firemen's Relief	Nashwauk	1961	\$611,549	\$497,333	\$114,216	\$70,249	61.51%	\$25,942	22.71%	\$0	0.00%	\$13,474	11.80%	\$39,416	34.51%	★★★★★
National Exchange Club of Little Falls	Little Falls	976	\$1,183,511	\$949,254	\$234,257	\$117,755	50.27%	\$71,346	30.46%	\$0	0.00%	\$46,691	19.93%	\$118,038	50.39%	★★★★★
Nelson Community Association	Nelson	36339	\$694,968	\$608,528	\$86,440	\$38,808	44.90%	\$45,215	52.31%	\$0	0.00%	\$8,419	9.74%	\$53,634	62.05%	★★★★★
Nevis Firepersons Relief Association	Nevis	2173	\$1,212,518	\$1,044,775	\$167,743	\$91,916	54.80%	\$48,696	29.03%	\$0	0.00%	\$26,216	15.63%	\$74,912	44.66%	★★★★★
New Auburn Fire Dept Relief Assoc	New Auburn	5937	\$538,736	\$424,817	\$113,919	\$59,181	51.95%	\$34,816	30.56%	\$0	0.00%	\$36,391	31.94%	\$71,207	62.51%	★★★★★
New Brighton Lions Club	New Brighton	1754	\$2,796,726	\$2,405,765	\$390,961	\$161,748	41.37%	\$98,757	25.26%	\$0	0.00%	\$108,586	27.77%	\$207,343	53.03%	★★★★★
New Germany Fire Dept Relief Assoc	New Germany	2238	\$489,880	\$369,814	\$120,066	\$66,174	55.11%	\$45,055	37.53%	\$200	0.17%	\$14,103	11.75%	\$59,358	49.44%	★★★★★
New London-Spicer Booster Club	New London	92282	\$660,250	\$526,644	\$133,606	\$65,454	48.99%	\$29,593	22.15%	\$0	0.00%	\$23,053	17.25%	\$52,646	39.40%	★★★★★
New Munich Jaycees	New Munich	1791	\$702,852	\$579,091	\$123,761	\$57,359	46.35%	\$56,488	45.64%	\$0	0.00%	\$13,158	10.63%	\$69,646	56.27%	★★★★★
New Prague Community Sportsman C	New Prague	2436	\$675,015	\$537,833	\$137,182	\$78,193	57.00%	\$34,571	25.20%	\$0	0.00%	\$16,963	12.37%	\$51,534	37.57%	★★★★★
New Prague Hockey Association	New Prague	2111	\$660,078	\$508,713	\$151,366	\$74,004	48.89%	\$64,254	42.45%	\$0	0.00%	\$17,587	11.62%	\$81,841	54.07%	★★★★★
New Prague Volunteer Firemen's Reli	New Prague	2426	\$352,155	\$271,743	\$80,412	\$48,344	60.12%	\$17,925	22.29%	\$0	0.00%	\$10,253	12.75%	\$28,178	35.04%	★★★★★
New Richland Firemen's Relief Assoc	New Richland	4863	\$927,620	\$781,366	\$146,254	\$76,298	52.17%	\$53,428	36.53%	\$0	0.00%	\$24,645	16.85%	\$78,073	53.38%	★★★★★
New Ulm Hockey Assoc	New Ulm	2223	\$2,123,110	\$1,794,612	\$328,498	\$185,465	56.46%	\$51,100	15.56%	\$0	0.00%	\$87,122	26.52%	\$138,222	42.08%	★★★★★
New Ulm Optimist Club	New Ulm	5780	\$455,069	\$376,211	\$78,858	\$51,114	64.82%	\$17,038	21.61%	\$0	0.00%	\$9,124	11.57%	\$26,162	33.18%	★★★★★
New Ulm Youth Wrestling Assoc	New Ulm	7195	\$1,286,863	\$1,079,844	\$207,019	\$111,947	54.08%	\$63,353	30.60%	\$0	0.00%	\$39,918	19.28%	\$103,271	49.88%	★★★★★
New York Mills Lions Club	New York Mills	2420	\$695,216	\$596,649	\$98,567	\$56,678	57.50%	\$34,309	34.81%	\$0	0.00%	\$11,593	11.76%	\$45,902	46.57%	★★★★★
Nicollet Conservation Club	Nicollet	2379	\$616,322	\$489,705	\$126,617	\$69,674	55.03%	\$8,027	6.34%	\$4,016	3.17%	\$13,620	10.76%	\$25,663	20.27%	★★★
Nicollet Lions Club	Nicollet	2403	\$519,504	\$429,930	\$89,573	\$47,686	53.24%	\$20,808	23.23%	\$0	0.00%	\$9,394	10.49%	\$30,202	33.72%	★★★★★
Nisswa Lions Club	Nisswa	995	\$1,227,632	\$954,231	\$273,401	\$117,906	43.13%	\$88,726	32.45%	\$0	0.00%	\$65,879	24.10%	\$154,605	56.55%	★★★★★
North Branch Area Hockey Assoc	North Branch	4335	\$4,335,419	\$3,769,515	\$565,904	\$272,729	48.19%	\$126,782	22.40%	\$0	0.00%	\$166,398	29.40%	\$293,181	51.81%	★★★★★
North Branch Vol Firefighters Relief A	North Branch	92238	\$1,044,424	\$914,044	\$130,380	\$57,277	43.93%	\$59,790	45.86%	\$0	0.00%	\$15,903	12.20%	\$75,693	58.06%	★★★★★
North Country Snowmobile Club	Bemidji	2333	\$2,855,040	\$2,256,910	\$598,130	\$252,748	42.26%	\$97,759	16.34%	\$58,360	9.76%	\$186,061	31.11%	\$342,181	57.21%	★★★★★
North Country Trail Busters	Fort Ripley	2974	\$346,833	\$290,118	\$56,715	\$36,859	64.99%	\$2,500	4.41%	\$10,000	17.63%	\$6,134	10.82%	\$18,634	32.86%	★★★★★
North Tartan Area Girls Basketball Bo	Oakdale	3101	\$3,303,879	\$2,862,677	\$441,202	\$256,251	58.08%	\$58,443	13.25%	\$0	0.00%	\$113,555	25.74%	\$171,998	38.98%	★★★★★
Northern Lakes Youth Hockey Assoc	Crosslake	2055	\$4,217,755	\$3,356,122	\$861,634	\$415,526	48.23%	\$160,400	18.62%	\$0	0.00%	\$249,678	28.98%	\$410,078	47.59%	★★★★★
Northern Pine Riders	Willow River	2327	\$1,651,773	\$1,355,873	\$295,900	\$171,833	58.07%	\$51,152	17.29%	\$0	0.00%	\$71,932	24.31%	\$123,084	41.60%	★★★★★
Northfield Fire Relief Assoc	Northfield	3451	\$782,288	\$650,941	\$131,347	\$65,938	50.20%	\$55,697	42.40%	\$0	0.00%	\$16,292	12.40%	\$71,989	54.81%	★★★★★
Northland Lions Club	Remer	1311	\$677,083	\$569,781	\$107,302	\$66,862	62.31%	\$23,118	21.55%	\$0	0.00%	\$11,029	10.28%	\$34,147	31.82%	★★★★★
Northstar Search & Rescue	Golden Valley	93790	\$616,327	\$452,467	\$163,860	\$106,138	64.77%	\$0	0.00%	\$0	0.00%	\$22,759	13.89%	\$22,759	13.89%	★
Northwest Area Jaycees	Corcoran	2463	\$16,842,225	\$14,752,993	\$2,089,232	\$1,076,601	51.53%	\$216,089	10.34%	\$0	0.00%	\$783,306	37.49%	\$999,395	47.84%	★★★★★
Northwest Tonka Lions Club	Mound	1830	\$3,093,995	\$2,424,035	\$669,960	\$338,444	50.52%	\$104,047	15.53%	\$0	0.00%	\$216,373	32.30%	\$320,419	47.83%	★★★★★
Norwood Young America Lions Club	Norwood Young A	3552	\$471,926	\$375,143	\$96,784	\$60,835	62.86%	\$45,782	47.30%	\$0	0.00%	\$11,194	11.57%	\$56,976	58.87%	★★★★★

FY2017 Organization Annual Report Summary

by Organization Name

Organization Name	City	License Number	Gross Receipts	Prizes	Net Receipts	ALLOWABLE EXPENSES		LAWFUL PURPOSE EXPENDITURES						STAR RATING		
						TOTAL	%	Charitable	%	Other	%	Taxes/Fees	%		TOTAL	%
Odessa Farm Fire Dept Relief Assoc	Odessa	36719	\$94,246	\$79,232	\$15,014	\$8,437	56.19%	\$5,200	34.64%	\$0	0.00%	\$2,044	13.61%	\$7,244	48.25%	★★★★★
Ogilvie Lions Club	Ogilvie	823	\$2,971,193	\$2,620,521	\$350,672	\$161,156	45.96%	\$106,283	30.31%	\$0	0.00%	\$95,248	27.16%	\$201,531	57.47%	★★★★★
Olivia Ambulance Service Inc	Olivia	34680	\$681,478	\$570,634	\$110,844	\$64,394	58.09%	\$33,915	30.60%	\$0	0.00%	\$13,098	11.82%	\$47,013	42.41%	★★★★★
Onamia Lions Club	Onamia	1433	\$1,024,203	\$827,573	\$196,629	\$114,962	58.47%	\$28,666	14.58%	\$150	0.08%	\$31,839	16.19%	\$60,655	30.85%	★★★★★
Opole Baseball Club & Recreation As	Holdingford	2597	\$160,415	\$123,756	\$36,659	\$21,446	58.50%	\$4,768	13.01%	\$0	0.00%	\$3,904	10.65%	\$8,672	23.66%	★★★
Optimist Club of St. Cloud	St. Cloud	2539	\$1,469,484	\$1,222,686	\$246,798	\$151,273	61.29%	\$39,651	16.07%	\$500	0.20%	\$65,977	26.73%	\$106,128	43.00%	★★★★★
Oronoco Firefighters Relief Assoc	Oronoco	3329	\$787,615	\$662,537	\$125,078	\$63,287	50.60%	\$33,043	26.42%	\$0	0.00%	\$22,239	17.78%	\$55,282	44.20%	★★★★★
Osakis Economic Development Corp	Osakis	2080	\$1,113,302	\$929,933	\$183,369	\$112,589	61.40%	\$45,000	24.54%	\$0	0.00%	\$31,929	17.41%	\$76,929	41.95%	★★★★★
Osseo Firemens Relief Assoc	Osseo	1851	\$4,410,915	\$3,829,765	\$581,149	\$283,310	48.75%	\$118,216	20.34%	\$0	0.00%	\$178,426	30.70%	\$296,642	51.04%	★★★★★
Osseo Lions Club	Osseo	640	\$3,515,617	\$3,057,851	\$457,766	\$213,133	46.56%	\$106,826	23.34%	\$0	0.00%	\$131,091	28.64%	\$237,917	51.97%	★★★★★
Osseo Maple Grove Hockey Assoc	Maple Grove	2505	\$10,195,502	\$8,812,594	\$1,382,908	\$473,891	34.27%	\$417,144	30.16%	\$0	0.00%	\$500,591	36.20%	\$917,735	66.36%	★★★★★
Ostrander Lions	Ostrander	35149	\$172,581	\$140,550	\$32,031	\$12,442	38.84%	\$15,720	49.08%	\$500	1.56%	\$3,190	9.96%	\$19,410	60.60%	★★★★★
Ottertail Lions Club	Ottertail	194	\$3,137,403	\$2,636,393	\$501,011	\$242,188	48.34%	\$126,110	25.17%	\$0	0.00%	\$136,797	27.30%	\$262,907	52.48%	★★★★★
Ottertail Rod & Gun Club	Ottertail	986	\$1,385,330	\$1,197,652	\$187,679	\$121,060	64.50%	\$43,345	23.10%	\$0	0.00%	\$25,417	13.54%	\$68,762	36.64%	★★★★★
Outing Chamber Of Commerce	Outing	2769	\$1,394,592	\$1,058,169	\$336,422	\$167,565	49.81%	\$97,246	28.91%	\$1,000	0.30%	\$76,682	22.79%	\$174,928	52.00%	★★★★★
Owatonna Wrestling Assoc	Owatonna	4798	\$1,306,237	\$1,085,099	\$221,138	\$119,635	54.10%	\$62,480	28.25%	\$0	0.00%	\$39,945	18.06%	\$102,425	46.32%	★★★★★
Owatonna Youth Hockey Assoc	Owatonna	74008	\$1,006,646	\$816,575	\$190,071	\$86,310	45.41%	\$91,201	47.98%	\$1,000	0.53%	\$27,790	14.62%	\$119,991	63.13%	★★★★★
Palisade Fire Department Relief Asso	Palisade	1625	\$846,621	\$723,921	\$122,700	\$68,182	55.57%	\$56,894	46.37%	\$0	0.00%	\$14,893	12.14%	\$71,787	58.51%	★★★★★
Park Rapids Amateur Hockey Assoc	Park Rapids	1225	\$1,807,595	\$1,522,461	\$285,134	\$164,796	57.80%	\$47,207	16.56%	\$0	0.00%	\$68,439	24.00%	\$115,645	40.56%	★★★★★
Parkers Prairie Sportsmen's Club	Parkers Prairie	1970	\$846,028	\$696,314	\$149,714	\$77,620	51.85%	\$46,750	31.23%	\$0	0.00%	\$25,007	16.70%	\$71,757	47.93%	★★★★★
Parkway Little League Baseball Inc	St. Paul	36230	\$2,727,944	\$2,327,066	\$400,878	\$175,764	43.84%	\$68,997	17.21%	\$0	0.00%	\$123,138	30.72%	\$192,135	47.93%	★★★★★
Pearl Lake Recreation Club	Kimball	3007	\$139,022	\$112,734	\$26,288	\$12,098	46.02%	\$11,500	43.75%	\$0	0.00%	\$2,555	9.72%	\$14,055	53.47%	★★★★★
Pelican Lake Conservation Club	Pequot Lakes	2734	\$2,523,169	\$2,037,064	\$486,105	\$289,088	59.47%	\$53,999	11.11%	\$17,491	3.60%	\$119,494	24.58%	\$190,985	39.29%	★★★★★
Pemberton Firefighters Relief Associa	Pemberton	3862	\$310,570	\$254,165	\$56,405	\$36,945	65.50%	\$12,050	21.36%	\$0	0.00%	\$6,128	10.86%	\$18,178	32.23%	★★★★★
Pengilly Booster Club	Pengilly	5113	\$1,191,735	\$951,571	\$240,164	\$137,897	57.42%	\$58,332	24.29%	\$0	0.00%	\$41,550	17.30%	\$99,882	41.59%	★★★★★
Perham Area Youth Hockey Associati	Perham	93151	\$125,157	\$98,250	\$26,907	\$15,258	56.71%	\$10,000	37.17%	\$0	0.00%	\$3,955	14.70%	\$13,955	51.86%	★★★★★
Perham Athletic Assoc	Perham	2209	\$374,745	\$306,440	\$68,305	\$42,808	62.67%	\$14,061	20.59%	\$0	0.00%	\$7,586	11.11%	\$21,648	31.69%	★★★★★
Perham Lions Club	Perham	851	\$288,706	\$227,645	\$61,061	\$50,123	82.09%	\$12,340	20.21%	\$0	0.00%	\$6,655	10.90%	\$18,995	31.11%	★★★★★
Piedmont Heights Hockey Assoc	Duluth	2912	\$695,774	\$609,050	\$86,724	\$44,217	50.99%	\$42,246	48.71%	\$8,862	10.22%	\$9,305	10.73%	\$60,413	69.66%	★★★★★
Pierz Fire Relief Assoc	Pierz	3222	\$423,904	\$341,029	\$82,875	\$40,467	48.83%	\$24,378	29.42%	\$0	0.00%	\$8,643	10.43%	\$33,021	39.84%	★★★★★
Pierz Lions Club	Pierz	3174	\$529,906	\$434,797	\$95,108	\$53,838	56.61%	\$30,072	31.62%	\$0	0.00%	\$8,175	8.60%	\$38,248	40.21%	★★★★★
Pillager Area Firemen's Dept & Relief	Pillager	4168	\$492,282	\$402,457	\$89,825	\$46,060	51.28%	\$25,400	28.28%	\$0	0.00%	\$9,142	10.18%	\$34,542	38.45%	★★★★★
Pillager Lions Club	Pillager	981	\$1,019,351	\$856,376	\$162,975	\$89,021	54.62%	\$49,219	30.20%	\$1,000	0.61%	\$27,667	16.98%	\$77,886	47.79%	★★★★★
Pine Center Sportsmen's Club	Brainerd	2394	\$139,642	\$118,300	\$21,342	\$13,563	63.55%	\$6,719	31.48%	\$0	0.00%	\$2,476	11.60%	\$9,195	43.08%	★★★★★

FY2017 Organization Annual Report Summary

by Organization Name

Organization Name	City	License Number	Gross Receipts	Prizes	Net Receipts	ALLOWABLE EXPENSES		LAWFUL PURPOSE EXPENDITURES						STAR RATING		
						TOTAL	%	Charitable	%	Other	%	Taxes/Fees	%		TOTAL	%
Pine City Youth Hockey Association	Pine City	1934	\$1,890,617	\$1,562,313	\$328,305	\$170,650	51.98%	\$54,819	16.70%	\$0	0.00%	\$78,669	23.96%	\$133,488	40.66%	★★★★★
Pine Island Volunteer Firemen's Relief	Pine Island	3120	\$994,841	\$823,364	\$171,477	\$88,475	51.60%	\$43,820	25.55%	\$0	0.00%	\$27,316	15.93%	\$71,136	41.48%	★★★★★
Plainview Firemens Relief Association	Plainview	3223	\$726,044	\$579,314	\$146,730	\$66,286	45.18%	\$54,684	37.27%	\$0	0.00%	\$18,691	12.74%	\$73,375	50.01%	★★★★★
Platte Lake Property Owners Assoc	Minnetrasta	31337	\$920,011	\$724,702	\$195,309	\$124,449	63.72%	\$35,277	18.06%	\$300	0.15%	\$25,265	12.94%	\$60,842	31.15%	★★★★★
Plummer Lions Club	Plummer	2402	\$497,800	\$410,179	\$87,621	\$56,514	64.50%	\$38,841	44.33%	\$0	0.00%	\$10,355	11.82%	\$49,196	56.15%	★★★★★
Plymouth Lions Club Inc	Plymouth	34308	\$4,787,888	\$4,057,206	\$730,682	\$287,312	39.32%	\$211,066	28.89%	\$0	0.00%	\$232,881	31.87%	\$443,947	60.76%	★★★★★
Pokegama Lake Association	Pine City	2992	\$2,439,942	\$1,997,949	\$441,993	\$253,821	57.43%	\$42,066	9.52%	\$0	0.00%	\$123,748	28.00%	\$165,814	37.52%	★★★★★
Police Benevolent Association of Rochester	Rochester	34478	\$979,627	\$797,064	\$182,563	\$82,993	45.46%	\$23,520	12.88%	\$0	0.00%	\$30,590	16.76%	\$54,110	29.64%	★★★
Porter Firemans Relief Assoc	Porter	2501	\$313,214	\$248,377	\$64,837	\$36,243	55.90%	\$24,750	38.17%	\$0	0.00%	\$11,966	18.46%	\$36,716	56.63%	★★★★★
Prairie Ecology Bus Center	Lakefield	33048	\$5,752,774	\$4,804,337	\$948,437	\$496,130	52.31%	\$134,500	14.18%	\$0	0.00%	\$341,909	36.05%	\$476,409	50.23%	★★★★★
Prairie Playhouse Child Care Inc	Appleton	32109	\$969,596	\$822,274	\$147,322	\$76,592	51.99%	\$38,898	26.40%	\$0	0.00%	\$18,238	12.38%	\$57,136	38.78%	★★★★★
Preston Fire Relief Assoc	Preston	36712	\$163,825	\$127,918	\$35,907	\$15,414	42.93%	\$6,985	19.45%	\$0	0.00%	\$4,866	13.55%	\$11,851	33.00%	★★★★★
Preston Servicemen's Club	Preston	1004	\$98,029	\$77,223	\$20,806	\$5,209	25.04%	\$0	0.00%	\$11,901	57.20%	\$3,778	18.16%	\$15,679	75.36%	★★★★★
Princeton Jaycees	Princeton	1818	\$1,272,858	\$1,058,964	\$213,894	\$144,063	67.35%	\$22,451	10.50%	\$0	0.00%	\$43,359	20.27%	\$65,810	30.77%	★★★★★
Princeton Youth Hockey Assoc	Princeton	1414	\$4,486,144	\$3,956,242	\$529,902	\$259,491	48.97%	\$107,900	20.36%	\$0	0.00%	\$159,803	30.16%	\$267,703	50.52%	★★★★★
Prior Lake Lions Club	Prior Lake	1558	\$1,942,947	\$1,605,933	\$337,014	\$154,064	45.71%	\$92,623	27.48%	\$0	0.00%	\$91,309	27.09%	\$183,932	54.58%	★★★★★
Prior Lake Water Ski Assoc	Prior Lake	35694	\$352,749	\$302,305	\$50,444	\$30,310	60.09%	\$12,000	23.79%	\$0	0.00%	\$5,841	11.58%	\$17,841	35.37%	★★★★★
Prior Lake-Savage Optimist Club	Prior Lake	2523	\$1,700,492	\$1,469,918	\$230,573	\$116,675	50.60%	\$39,175	16.99%	\$0	0.00%	\$47,246	20.49%	\$86,421	37.48%	★★★★★
Prosperity Heights Playground Boosters	St. Paul	651	\$855,960	\$742,026	\$113,934	\$82,422	72.34%	\$12,871	11.30%	\$0	0.00%	\$15,656	13.74%	\$28,526	25.04%	★★★
Ramsey Lions Club	Anoka	1203	\$13,305,728	\$11,564,193	\$1,741,535	\$613,112	35.21%	\$524,797	30.13%	\$0	0.00%	\$607,621	34.89%	\$1,132,418	65.02%	★★★★★
Randall Cushing Area Lions Club	Randall	2873	\$419,615	\$349,922	\$69,693	\$51,128	73.36%	\$14,661	21.04%	\$0	0.00%	\$7,966	11.43%	\$22,627	32.47%	★★★★★
Randolph Fire Relief Assoc	Randolph	3317	\$462,536	\$362,484	\$100,052	\$55,280	55.25%	\$42,152	42.13%	\$0	0.00%	\$10,939	10.93%	\$53,091	53.06%	★★★★★
Ranier Recreation Club	Ranier	1431	\$206,852	\$163,642	\$43,210	\$21,920	50.73%	\$15,569	36.03%	\$0	0.00%	\$4,246	9.83%	\$19,815	45.86%	★★★★★
REACH	Cloquet	36413	\$576,790	\$450,343	\$126,447	\$82,275	65.07%	\$30,285	23.95%	\$0	0.00%	\$14,888	11.77%	\$45,173	35.72%	★★★★★
Red Lake Falls Blue Line Club	Red Lake Falls	171	\$685,704	\$591,475	\$94,229	\$33,509	35.56%	\$52,700	55.93%	\$0	0.00%	\$10,371	11.01%	\$63,071	66.93%	★★★★★
Red Men Club	Red Wing	731	\$475,140	\$390,860	\$84,280	\$40,300	47.82%	\$10,802	12.82%	\$21,823	25.89%	\$10,048	11.92%	\$42,673	50.63%	★★★★★
Red Men Club Wenonah Tribe 20	Winona	189	\$594,645	\$488,691	\$105,954	\$51,442	48.55%	\$5,316	5.02%	\$22,166	20.92%	\$14,035	13.25%	\$41,516	39.18%	★★★★★
Red Wing Wildlife Protective League	Red Wing	1733	\$251,181	\$199,900	\$51,281	\$22,223	43.34%	\$23,000	44.85%	\$0	0.00%	\$5,728	11.17%	\$28,728	56.02%	★★★★★
Redwood Area Hockey Assoc	Redwood Falls	4345	\$226,785	\$176,275	\$50,510	\$15,461	30.61%	\$30,025	59.44%	\$0	0.00%	\$6,399	12.67%	\$36,424	72.11%	★★★★★
Remer Fire Relief Assoc	Remer	3598	\$1,120,408	\$958,275	\$162,133	\$93,761	57.83%	\$42,129	25.98%	\$0	0.00%	\$38,315	23.63%	\$80,445	49.62%	★★★★★
Renville Lions Club	Renville	3006	\$584,056	\$485,314	\$98,742	\$48,475	49.09%	\$40,671	41.19%	\$0	0.00%	\$10,633	10.77%	\$51,304	51.96%	★★★★★
Reservoir Riders	Duluth	3836	\$326,627	\$257,852	\$68,775	\$36,241	52.70%	\$0	0.00%	\$0	0.00%	\$7,395	10.75%	\$7,395	10.75%	★
Rice Area Sportsmen's Club	Rice	2338	\$1,337,710	\$1,056,496	\$281,214	\$165,544	58.87%	\$40,739	14.49%	\$0	0.00%	\$59,980	21.33%	\$100,719	35.82%	★★★★★
Rice Lions Club	Rice	1153	\$960,881	\$802,646	\$158,234	\$88,108	55.68%	\$35,402	22.37%	\$0	0.00%	\$27,104	17.13%	\$62,506	39.50%	★★★★★

FY2017 Organization Annual Report Summary

by Organization Name

Organization Name	City	License Number	Gross Receipts	Prizes	Net Receipts	ALLOWABLE EXPENSES		LAWFUL PURPOSE EXPENDITURES						STAR RATING		
						TOTAL	%	Charitable	%	Other	%	Taxes/Fees	%		TOTAL	%
Richfield Lions Club	Richfield	93034	\$2,587,543	\$2,213,372	\$374,171	\$175,951	47.02%	\$53,419	14.28%	\$0	0.00%	\$101,152	27.03%	\$154,571	41.31%	★★★★★
Richmond Firefighter's Relief Associa	Richmond	2966	\$300,358	\$237,439	\$62,919	\$33,602	53.40%	\$15,859	25.21%	\$0	0.00%	\$13,660	21.71%	\$29,519	46.92%	★★★★★
Richmond Lions Club	Richmond	1552	\$1,772,111	\$1,486,717	\$285,394	\$143,041	50.12%	\$75,138	26.33%	\$0	0.00%	\$62,858	22.03%	\$137,997	48.35%	★★★★★
Ridge Runners Snowmobile Club, Inc	Northome	6932	\$1,422,516	\$1,174,822	\$247,695	\$151,684	61.24%	\$26,724	10.79%	\$9,600	3.88%	\$50,488	20.38%	\$86,812	35.05%	★★★★★
River Bend Nature Center	Faribault	2715	\$1,335,382	\$1,103,893	\$231,489	\$126,695	54.73%	\$57,650	24.90%	\$0	0.00%	\$48,856	21.10%	\$106,506	46.01%	★★★★★
Rochester Juvenile Hockey Assoc	Rochester	3626	\$7,433,214	\$5,992,456	\$1,440,758	\$721,816	50.10%	\$176,905	12.28%	\$0	0.00%	\$460,887	31.99%	\$637,792	44.27%	★★★★★
Rock Creek Lions Club	Rock Creek	1412	\$539,519	\$443,955	\$95,564	\$40,368	42.24%	\$45,914	48.05%	\$0	0.00%	\$9,188	9.61%	\$55,102	57.66%	★★★★★
Rockville Lions Club	Rockville	1609	\$1,067,526	\$894,827	\$172,699	\$104,564	60.55%	\$35,955	20.82%	\$500	0.29%	\$26,617	15.41%	\$63,072	36.52%	★★★★★
Rocori Community Booster Club	Cold Spring	4174	\$237,611	\$182,532	\$55,078	\$21,600	39.22%	\$27,239	49.45%	\$0	0.00%	\$5,320	9.66%	\$32,559	59.11%	★★★★★
Rogers Firemen's Relief Assoc	Rogers	1601	\$2,547,165	\$2,210,290	\$336,875	\$176,844	52.50%	\$75,000	22.26%	\$0	0.00%	\$88,791	26.36%	\$163,791	48.62%	★★★★★
Rogers Lions Club	Rogers	2630	\$409,721	\$315,531	\$94,190	\$33,934	36.03%	\$37,000	39.28%	\$0	0.00%	\$9,351	9.93%	\$46,351	49.21%	★★★★★
Rogers Youth Hockey Association	Rogers	36161	\$7,222,529	\$6,206,354	\$1,016,174	\$426,323	41.95%	\$168,500	16.58%	\$0	0.00%	\$380,381	37.43%	\$548,881	54.01%	★★★★★
Rollingstone Area Jaycees	Rollingstone	3080	\$316,471	\$266,367	\$50,104	\$25,769	51.43%	\$9,811	19.58%	\$0	0.00%	\$5,340	10.66%	\$15,151	30.24%	★★★★★
Rollingstone Fire Fighters Relief Assoc	Rollingstone	3951	\$1,706,582	\$1,436,820	\$269,762	\$152,650	56.59%	\$43,791	16.23%	\$250	0.09%	\$60,967	22.60%	\$105,007	38.93%	★★★★★
Roosevelt Arena Assoc	Roosevelt	35373	\$72,097	\$52,258	\$19,838	\$22,332	112.57%	\$14,817	74.69%	\$0	0.00%	\$2,610	13.16%	\$17,427	87.85%	★★★★★
Rose Creek Firemens Relief Assoc	Rose Creek	4312	\$156,136	\$127,700	\$28,436	\$14,835	52.17%	\$3,918	13.78%	\$0	0.00%	\$3,632	12.77%	\$7,549	26.55%	★★★★★
Rosemount Area Athletic Association	Rosemount	5530	\$881,626	\$698,630	\$182,996	\$103,787	56.72%	\$30,886	16.88%	\$0	0.00%	\$29,499	16.12%	\$60,384	33.00%	★★★★★
Rosemount Area Hockey Assoc	Rosemount	19062	\$3,336,438	\$2,928,936	\$407,502	\$144,251	35.40%	\$176,003	43.19%	\$0	0.00%	\$114,607	28.12%	\$290,610	71.31%	★★★★★
Roseville Youth Hockey Assoc	Little Canada	3191	\$6,091,695	\$4,652,889	\$1,438,806	\$781,359	54.31%	\$340,526	23.67%	\$0	0.00%	\$291,159	20.24%	\$631,685	43.90%	★★★★★
Rothsay Fire Department Relief Assoc	Rothsay	35875	\$439,727	\$348,406	\$91,321	\$40,143	43.96%	\$41,009	44.91%	\$0	0.00%	\$8,672	9.50%	\$49,681	54.40%	★★★★★
Royalton Firemens Relief Assoc	Royalton	2681	\$1,935,934	\$1,577,488	\$358,446	\$167,623	46.76%	\$92,448	25.79%	\$0	0.00%	\$95,978	26.78%	\$188,426	52.57%	★★★★★
Rum River Sno Riders Club Inc	Milaca	6925	\$368,196	\$292,249	\$75,947	\$61,124	80.48%	\$1,025	1.35%	\$5,000	6.58%	\$9,301	12.25%	\$15,326	20.18%	★★★★★
Rush City Sno-Bugs	Rush City	5615	\$1,384,005	\$1,167,454	\$216,551	\$88,457	40.85%	\$34,756	16.05%	\$41,836	19.32%	\$39,559	18.27%	\$116,151	53.64%	★★★★★
Rush Lake Improvement Assoc	Rush City	3123	\$3,877,320	\$3,383,928	\$493,392	\$220,897	44.77%	\$110,469	22.39%	\$0	0.00%	\$152,726	30.95%	\$263,195	53.34%	★★★★★
Rushford-Peterson Booster Club	Rushford	4693	\$302,400	\$234,416	\$67,984	\$32,203	47.37%	\$25,118	36.95%	\$0	0.00%	\$7,272	10.70%	\$32,390	47.64%	★★★★★
Sacred Heart Firemen's Relief Associ	Sacred Heart	2434	\$791,737	\$686,235	\$105,502	\$49,547	46.96%	\$43,400	41.14%	\$0	0.00%	\$12,889	12.22%	\$56,289	53.35%	★★★★★
Sandstone Lions Club	Sandstone	2057	\$320,821	\$261,547	\$59,274	\$36,143	60.98%	\$20,825	35.13%	\$0	0.00%	\$7,013	11.83%	\$27,838	46.96%	★★★★★
Santiago Lions Club Inc	Becker	34025	\$493,349	\$393,338	\$100,011	\$60,491	60.48%	\$22,410	22.41%	\$450	0.45%	\$10,138	10.14%	\$32,998	32.99%	★★★★★
Sartell Youth Hockey	Sartell	31924	\$2,788,993	\$2,259,619	\$529,374	\$245,876	46.45%	\$153,024	28.91%	\$0	0.00%	\$120,142	22.70%	\$273,166	51.60%	★★★★★
Sauk Centre Conservation Club	Sauk Centre	1854	\$1,039,527	\$854,194	\$185,333	\$111,525	60.18%	\$20,501	11.06%	\$0	0.00%	\$28,923	15.61%	\$49,424	26.67%	★★★★★
Sauk Centre Fire Relief Assoc	Sauk Centre	5439	\$1,018,136	\$857,403	\$160,733	\$81,247	50.55%	\$50,000	31.11%	\$0	0.00%	\$26,367	16.40%	\$76,367	47.51%	★★★★★
Sauk Centre Youth Hockey Assoc	Sauk Centre	2527	\$372,921	\$295,752	\$77,169	\$49,634	64.32%	\$20,620	26.72%	\$0	0.00%	\$8,246	10.69%	\$28,866	37.41%	★★★★★
Sauk Rapids Rice Youth Baseball Ass	Sauk Rapids	35034	\$1,190,973	\$948,697	\$242,276	\$128,170	52.90%	\$50,000	20.64%	\$0	0.00%	\$54,141	22.35%	\$104,141	42.98%	★★★★★
Sauk Rapids Sportsmen's Club	Sauk Rapids	1329	\$901,094	\$726,677	\$174,417	\$92,955	53.29%	\$48,804	27.98%	\$0	0.00%	\$27,768	15.92%	\$76,572	43.90%	★★★★★

FY2017 Organization Annual Report Summary

by Organization Name

Organization Name	City	License Number	Gross Receipts	Prizes	Net Receipts	ALLOWABLE EXPENSES		LAWFUL PURPOSE EXPENDITURES						STAR RATING		
						TOTAL	%	Charitable	%	Other	%	Taxes/Fees	%		TOTAL	%
Scandia Marine Lions Club	Scandia	6419	\$396,114	\$301,454	\$94,660	\$37,376	39.48%	\$48,790	51.54%	\$0	0.00%	\$8,884	9.39%	\$57,674	60.93%	★★★★★★
Searles Baseball Assoc	New Ulm	2876	\$682,729	\$550,624	\$132,106	\$62,910	47.62%	\$35,722	27.04%	\$0	0.00%	\$15,443	11.69%	\$51,165	38.73%	★★★★
Servicemens Club Inc	Sleepy Eye	1043	\$618,765	\$500,652	\$118,113	\$34,168	28.93%	\$19,868	16.82%	\$12,335	10.44%	\$12,114	10.26%	\$44,317	37.52%	★★★★
Shafer Firemens Vol Benefit Assoc	Shafer	2326	\$2,733,155	\$2,397,530	\$335,625	\$158,792	47.31%	\$85,210	25.39%	\$0	0.00%	\$90,274	26.90%	\$175,484	52.29%	★★★★★★
Shakopee Lions Club	Shakopee	1576	\$1,092,779	\$893,723	\$199,056	\$88,986	44.70%	\$60,682	30.49%	\$0	0.00%	\$48,437	24.33%	\$109,119	54.82%	★★★★★★
Shakopee Rotary Club	Shakopee	2844	\$851,381	\$696,569	\$154,812	\$97,960	63.28%	\$33,813	21.84%	\$0	0.00%	\$26,842	17.34%	\$60,655	39.18%	★★★★
Shakopee Valley Amateur Hockey As	Shakopee	1969	\$1,042,355	\$831,994	\$210,360	\$126,711	60.24%	\$33,776	16.06%	\$0	0.00%	\$46,578	22.14%	\$80,354	38.20%	★★★★
Shaokatan Sportsmen Club	Lake Benton	2672	\$311,858	\$231,810	\$80,048	\$57,489	71.82%	\$15,032	18.78%	\$0	0.00%	\$8,788	10.98%	\$23,820	29.76%	★★★
Sibley Hockey Booster Club	West St. Paul	2467	\$2,512,252	\$2,065,291	\$446,962	\$211,841	47.40%	\$100,348	22.45%	\$0	0.00%	\$125,114	27.99%	\$225,462	50.44%	★★★★★★
Silver Lake Lions Club	Silver Lake	2679	\$411,933	\$342,284	\$69,649	\$46,002	66.05%	\$16,293	23.39%	\$0	0.00%	\$7,282	10.46%	\$23,575	33.85%	★★★★
Slayton Volunteer Fire Department Re	Slayton	35244	\$400,650	\$332,054	\$68,596	\$40,480	59.01%	\$13,600	19.83%	\$1,700	2.48%	\$6,860	10.00%	\$22,160	32.31%	★★★★
Sleepy Eye Arena Assoc	Sleepy Eye	5389	\$628,729	\$500,571	\$128,159	\$44,355	34.61%	\$66,500	51.89%	\$0	0.00%	\$13,708	10.70%	\$80,208	62.58%	★★★★★★
Sleepy Eye Hockey Assoc	Sleepy Eye	2449	\$554,170	\$464,939	\$89,231	\$54,571	61.16%	\$7,000	7.84%	\$20,705	23.20%	\$10,999	12.33%	\$38,704	43.38%	★★★★
Sobieski Lions Club	Swanville	3135	\$1,225,023	\$1,037,885	\$187,138	\$88,912	47.51%	\$66,091	35.32%	\$0	0.00%	\$26,397	14.11%	\$92,487	49.42%	★★★★
South Haven Firemen's Relief Assoc	South Haven	1976	\$1,590,389	\$1,387,653	\$202,736	\$85,517	42.18%	\$75,809	37.39%	\$0	0.00%	\$42,369	20.90%	\$118,178	58.29%	★★★★★★
South Metro Baseball League	Burnsville	33822	\$7,382,850	\$6,303,488	\$1,079,361	\$497,813	46.12%	\$177,026	16.40%	\$0	0.00%	\$361,454	33.49%	\$538,480	49.89%	★★★★★★
South Robert Street Business Assoc	West St. Paul	726	\$8,104,563	\$6,895,074	\$1,209,490	\$553,406	45.76%	\$215,165	17.79%	\$0	0.00%	\$429,980	35.55%	\$645,145	53.34%	★★★★★★
South St. Paul Lions Club	South St. Paul	2824	\$673,592	\$508,777	\$164,815	\$100,481	60.97%	\$32,502	19.72%	\$0	0.00%	\$23,701	14.38%	\$56,204	34.10%	★★★★
South St. Paul Youth Hockey Assoc	South St. Paul	2851	\$1,375,057	\$1,143,253	\$231,804	\$147,621	63.68%	\$21,540	9.29%	\$0	0.00%	\$48,885	21.09%	\$70,425	30.38%	★★★★
Spartan End Zone Club	Inver Grove Heigh	93697	\$2,257,242	\$1,923,870	\$333,373	\$208,526	62.55%	\$46,324	13.90%	\$0	0.00%	\$81,972	24.59%	\$128,296	38.48%	★★★★
Spring Grove Commercial Club	Spring Grove	1744	\$137,515	\$112,700	\$24,815	\$8,818	35.54%	\$13,664	55.06%	\$0	0.00%	\$3,028	12.20%	\$16,692	67.27%	★★★★★★
Spring Hill Recreation Club	Melrose	2637	\$120,505	\$100,576	\$19,929	\$12,746	63.96%	\$5,527	27.73%	\$0	0.00%	\$2,689	13.49%	\$8,216	41.23%	★★★★
Spring Lake Park Lions Club	Spring Lake Park	584	\$9,873,810	\$8,338,850	\$1,534,959	\$856,338	55.79%	\$163,805	10.67%	\$6,000	0.39%	\$463,127	30.17%	\$632,932	41.23%	★★★★★★
SS. Peter & Paul Church Richmond	Richmond	912	\$76,703	\$55,985	\$20,718	\$3,186	15.38%	\$14,187	68.48%	\$0	0.00%	\$2,446	11.81%	\$16,633	80.28%	★★★★★★
St. Charles Firemens Relief Associati	St. Charles	5105	\$214,486	\$159,368	\$55,118	\$22,617	41.03%	\$23,505	42.65%	\$0	0.00%	\$5,796	10.51%	\$29,301	53.16%	★★★★★★
St. Clair Fire Relief Assoc	St. Clair	2358	\$418,017	\$351,155	\$66,862	\$39,862	59.62%	\$22,215	33.22%	\$0	0.00%	\$7,651	11.44%	\$29,866	44.67%	★★★★
St. Cloud All-City High School Band	St. Cloud	32645	\$1,465,749	\$1,238,769	\$226,980	\$101,321	44.64%	\$81,000	35.69%	\$0	0.00%	\$48,246	21.26%	\$129,246	56.94%	★★★★★★
St. Cloud Area Golden Gloves Boxing	St. Cloud	3425	\$6,804,198	\$5,776,457	\$1,027,741	\$534,343	51.99%	\$127,266	12.38%	\$0	0.00%	\$319,349	31.07%	\$446,615	43.46%	★★★★
St. Cloud Senior Men's Rugby Club	Clearwater	92478	\$1,311,787	\$1,068,319	\$243,468	\$157,773	64.80%	\$3,407	1.40%	\$0	0.00%	\$48,193	19.79%	\$51,600	21.19%	★★★
St. Cloud Youth Hockey Association	St. Cloud	4196	\$10,158,561	\$8,686,290	\$1,472,270	\$727,610	49.42%	\$243,311	16.53%	\$0	0.00%	\$490,191	33.29%	\$733,502	49.82%	★★★★
St. Hilaire Community Club	St. Hilaire	1076	\$396,438	\$325,690	\$70,748	\$35,557	50.26%	\$18,486	26.13%	\$0	0.00%	\$7,212	10.19%	\$25,699	36.32%	★★★★
St. James Lions Club	St James	5492	\$1,442,758	\$1,240,786	\$201,972	\$98,432	48.74%	\$52,588	26.04%	\$0	0.00%	\$42,692	21.14%	\$95,280	47.17%	★★★★
St. John Nepomuk Church Lastrup	Lastrup	2115	\$571,737	\$453,504	\$118,233	\$49,138	41.56%	\$49,945	42.24%	\$0	0.00%	\$11,342	9.59%	\$61,287	51.84%	★★★★★★
St. Joseph Church Waite Park	Waite Park	1720	\$4,384,129	\$3,697,946	\$686,183	\$357,328	52.07%	\$126,788	18.48%	\$0	0.00%	\$211,643	30.84%	\$338,431	49.32%	★★★★

FY2017 Organization Annual Report Summary

by Organization Name

Organization Name	City	License Number	Gross Receipts	Prizes	Net Receipts	ALLOWABLE EXPENSES		LAWFUL PURPOSE EXPENDITURES						STAR RATING		
						TOTAL	%	Charitable	%	Other	%	Taxes/Fees	%		TOTAL	%
St. Joseph Jaycees	St. Joseph	3011	\$335,609	\$278,193	\$57,416	\$31,122	54.20%	\$17,370	30.25%	\$250	0.44%	\$6,683	11.64%	\$24,303	42.33%	★★★★★
St. Joseph Lions Club	St. Joseph	2021	\$333,569	\$270,248	\$63,321	\$29,656	46.83%	\$21,950	34.66%	\$0	0.00%	\$6,675	10.54%	\$28,625	45.21%	★★★★★
St. Katherine Ukrainian Orthodox Church	Arden Hills	31686	\$5,897,340	\$4,579,602	\$1,317,738	\$879,840	66.77%	\$212,432	16.12%	\$0	0.00%	\$215,143	16.33%	\$427,575	32.45%	★★★★★
St. Louis Park Hockey Boosters Association	Edina	3238	\$8,413,786	\$7,287,309	\$1,126,477	\$333,713	29.62%	\$394,105	34.99%	\$0	0.00%	\$381,274	33.85%	\$775,379	68.83%	★★★★★
St. Maron Church Minneapolis	Minneapolis	32235	\$5,547,579	\$4,696,746	\$850,833	\$512,390	60.22%	\$62,400	7.33%	\$0	0.00%	\$276,693	32.52%	\$339,093	39.85%	★★★★★
St. Martin Commercial Club	St. Martin	3161	\$444,824	\$382,402	\$62,422	\$21,562	34.54%	\$29,099	46.62%	\$0	0.00%	\$10,031	16.07%	\$39,130	62.69%	★★★★★
St. Mathias Parks & Recreation	Fort Ripley	4215	\$418,231	\$345,722	\$72,509	\$40,901	56.41%	\$25,000	34.48%	\$0	0.00%	\$7,664	10.57%	\$32,664	45.05%	★★★★★
St. Michael Albertville Youth Hockey	St. Michael	3888	\$3,955,768	\$3,462,883	\$492,885	\$219,900	44.61%	\$107,114	21.73%	\$0	0.00%	\$138,709	28.14%	\$245,823	49.87%	★★★★★
St. Paul Festival & Heritage Foundation	St. Paul	4985	\$2,725,438	\$2,251,990	\$473,449	\$297,178	62.77%	\$42,904	9.06%	\$0	0.00%	\$137,199	28.98%	\$180,103	38.04%	★★★★★
St. Paul Fire Fighters Local 21	St. Paul	3046	\$9,242,731	\$7,827,065	\$1,415,666	\$854,183	60.34%	\$57,669	4.07%	\$0	0.00%	\$505,817	35.73%	\$563,486	39.80%	★★★★★
St. Paul Midway Lions Club Foundation	St. Paul	5186	\$2,920,571	\$2,456,817	\$463,754	\$276,113	59.54%	\$47,424	10.23%	\$0	0.00%	\$147,837	31.88%	\$195,260	42.10%	★★★★★
St. Paul Park Newport Lions Club	Newport	1107	\$2,784,008	\$2,392,164	\$391,844	\$233,128	59.50%	\$42,275	10.79%	\$250	0.06%	\$106,344	27.14%	\$148,869	37.99%	★★★★★
St. Paul Serves Foundation	St. Paul	93517	\$2,483,148	\$2,006,804	\$476,343	\$292,114	61.32%	\$40,785	8.56%	\$0	0.00%	\$161,599	33.92%	\$202,384	42.49%	★★★★★
St. Peter Red Men Club	St. Peter	249	\$2,938,186	\$2,491,047	\$447,139	\$227,975	50.99%	\$48,290	10.80%	\$35,544	7.95%	\$129,379	28.93%	\$213,213	47.68%	★★★★★
St. Philip Church Litchfield	Litchfield	809	\$701,691	\$577,395	\$124,296	\$71,132	57.23%	\$42,717	34.37%	\$0	0.00%	\$16,064	12.92%	\$58,781	47.29%	★★★★★
St. Rosa Jaycees	Freeport	975	\$987,434	\$821,344	\$166,091	\$75,180	45.26%	\$44,330	26.69%	\$0	0.00%	\$28,020	16.87%	\$72,350	43.56%	★★★★★
St. Stephen Firefighters Relief Association	St. Stephen	890	\$712,045	\$608,053	\$103,993	\$52,488	50.47%	\$30,200	29.04%	\$0	0.00%	\$22,396	21.54%	\$52,596	50.58%	★★★★★
St. Wendel Athletic Association	Avon	2780	\$45,867	\$34,542	\$11,325	\$6,652	58.74%	\$2,151	18.99%	\$0	0.00%	\$1,418	12.53%	\$3,569	31.52%	★★★★★
Stacy Lions Club	Stacy	1897	\$1,298,647	\$1,092,473	\$206,174	\$90,438	43.86%	\$74,141	35.96%	\$4,000	1.94%	\$39,798	19.30%	\$117,938	57.20%	★★★★★
Stacy-Lent Fire Relief Assoc	Stacy	3573	\$1,928,416	\$1,667,257	\$261,159	\$115,971	44.41%	\$95,800	36.68%	\$0	0.00%	\$56,370	21.58%	\$152,170	58.27%	★★★★★
Staples Fire Dept Relief Assoc	Staples	77015	\$343,657	\$289,251	\$54,406	\$20,618	37.90%	\$21,623	39.74%	\$0	0.00%	\$6,466	11.88%	\$28,089	51.63%	★★★★★
Staples Host Lions	Staples	1785	\$709,444	\$631,627	\$77,817	\$64,751	83.21%	\$18,175	23.36%	\$0	0.00%	\$10,245	13.17%	\$28,420	36.52%	★★★★★
Starbuck Jaycees	Starbuck	1315	\$1,187,831	\$1,017,812	\$170,019	\$80,024	47.07%	\$51,900	30.53%	\$0	0.00%	\$27,661	16.27%	\$79,561	46.80%	★★★★★
Steele County Snowmobile Trail Association	Blooming Prairie	4992	\$1,147,826	\$955,026	\$192,800	\$107,268	55.64%	\$19,505	10.12%	\$50,000	25.93%	\$28,874	14.98%	\$98,379	51.03%	★★★★★
Stephen Argyle Booster Club	Argyle	4654	\$339,503	\$286,405	\$53,098	\$28,226	53.16%	\$17,045	32.10%	\$0	0.00%	\$5,956	11.22%	\$23,001	43.32%	★★★★★
Stewart Lions Club	Stewart	2390	\$850,609	\$728,588	\$122,021	\$79,805	65.40%	\$26,919	22.06%	\$0	0.00%	\$15,509	12.71%	\$42,428	34.77%	★★★★★
Stewartville Fire Relief Assoc	Stewartville	4261	\$1,676,767	\$1,417,785	\$258,981	\$156,323	60.36%	\$45,094	17.41%	\$0	0.00%	\$66,808	25.80%	\$111,902	43.21%	★★★★★
Stockton Area Promotional Group	Stockton	909	\$571,009	\$460,364	\$110,645	\$63,810	57.67%	\$28,080	25.38%	\$0	0.00%	\$22,205	20.07%	\$50,285	45.45%	★★★★★
Sturgeon Lake Lions Club	Sturgeon Lake	1888	\$692,676	\$564,579	\$128,097	\$62,861	49.07%	\$51,928	40.54%	\$0	0.00%	\$15,372	12.00%	\$67,300	52.54%	★★★★★
Swanville Dollars for Scholars	Swanville	31494	\$326,358	\$243,558	\$82,800	\$31,928	38.56%	\$32,489	39.24%	\$0	0.00%	\$7,328	8.85%	\$39,817	48.09%	★★★★★
Swanville Lions Club	Swanville	2126	\$912,824	\$723,328	\$189,496	\$83,274	43.94%	\$74,700	39.42%	\$0	0.00%	\$29,613	15.63%	\$104,313	55.05%	★★★★★
Tamarack Sno Flyers Inc	Tamarack	7093	\$1,459,136	\$1,257,295	\$201,841	\$104,563	51.80%	\$68,138	33.76%	\$832	0.41%	\$34,712	17.20%	\$103,682	51.37%	★★★★★
Tapemark Charity Pro-Am Golf Tournament	West St. Paul	4888	\$3,120,668	\$2,382,932	\$737,736	\$589,365	79.89%	\$53,000	7.18%	\$0	0.00%	\$97,737	13.25%	\$150,737	20.43%	★★★
Tartan Area Youth Hockey Association	Oakdale	3397	\$4,017,718	\$3,400,886	\$616,833	\$327,703	53.13%	\$100,000	16.21%	\$0	0.00%	\$184,950	29.98%	\$284,950	46.20%	★★★★★

FY2017 Organization Annual Report Summary

by Organization Name

Organization Name	City	License Number	Gross Receipts	Prizes	Net Receipts	ALLOWABLE EXPENSES		LAWFUL PURPOSE EXPENDITURES						STAR RATING		
						TOTAL	%	Charitable	%	Other	%	Taxes/Fees	%		TOTAL	%
Ted Williams Museum & Hitters Hall c	Hernando, FL	93396	\$800,274	\$298,445	\$501,828	\$194,672	38.79%	\$255,975	51.01%	\$0	0.00%	\$73,099	14.57%	\$329,074	65.57%	★★★★★
The Church of St. Lawrence of Duelm	Foley	1080	\$625,688	\$490,225	\$135,463	\$59,731	44.09%	\$63,059	46.55%	\$0	0.00%	\$14,380	10.62%	\$77,439	57.17%	★★★★★
The Crossing Arts Alliance	Brainerd	33604	\$418,661	\$325,588	\$93,073	\$47,190	50.70%	\$36,000	38.68%	\$0	0.00%	\$10,994	11.81%	\$46,994	50.49%	★★★★★
The Hallock Fireman's Relief Associa	Hallock	93682	\$279,203	\$238,888	\$40,315	\$13,351	33.12%	\$17,000	42.17%	\$0	0.00%	\$4,761	11.81%	\$21,761	53.98%	★★★★★
The Oakdale Athletic Association	Oakdale	82019	\$2,653,566	\$2,194,727	\$458,838	\$320,535	69.86%	\$26,683	5.82%	\$0	0.00%	\$119,122	25.96%	\$145,805	31.78%	★★★★
The Twin Cities Wrestling Club, Inc	Minneapolis	30866	\$947,254	\$772,958	\$174,296	\$123,431	70.82%	\$45,000	25.82%	\$0	0.00%	\$43,053	24.70%	\$88,053	50.52%	★★★★★
Thief River Falls Amateur Hockey Ass	Thief River Falls	2008	\$1,814,055	\$1,523,478	\$290,577	\$146,753	50.50%	\$83,000	28.56%	\$0	0.00%	\$62,421	21.48%	\$145,421	50.05%	★★★★★
Thief River Falls Take Down Club	Thief River Falls	36491	\$2,401,283	\$2,097,166	\$304,117	\$165,072	54.28%	\$79,853	26.26%	\$0	0.00%	\$96,521	31.74%	\$176,374	58.00%	★★★★★
TMB Sports Club	Milroy	92328	\$208,209	\$167,663	\$40,545	\$19,402	47.85%	\$10,693	26.37%	\$0	0.00%	\$7,500	18.50%	\$18,193	44.87%	★★★★★
Todd Area Trail Assoc	Browerville	5048	\$402,806	\$320,189	\$82,617	\$63,658	77.05%	\$10,971	13.28%	\$0	0.00%	\$9,269	11.22%	\$20,240	24.50%	★★★★
Tower Firemens Relief Assoc	Tower	2771	\$340,435	\$279,183	\$61,252	\$38,448	62.77%	\$15,332	25.03%	\$0	0.00%	\$5,332	8.70%	\$20,664	33.74%	★★★★
Tri-Lakes Sportsmen's Club	Lonsdale	2251	\$1,636,486	\$1,354,181	\$282,305	\$145,412	51.51%	\$62,065	21.99%	\$0	0.00%	\$71,518	25.33%	\$133,583	47.32%	★★★★★
Truman Baseball/Softball Association	Truman	5716	\$1,109,318	\$955,031	\$154,287	\$87,261	56.56%	\$24,701	16.01%	\$0	0.00%	\$22,442	14.55%	\$47,143	30.56%	★★★★
Turn In Poachers Ottertail Chapter	Detroit Lakes	5574	\$5,162,753	\$4,291,222	\$871,531	\$496,619	56.98%	\$89,448	10.26%	\$0	0.00%	\$250,981	28.80%	\$340,429	39.06%	★★★★
Two Harbors Youth Hockey Associati	Two Harbors	5594	\$968,752	\$836,408	\$132,344	\$94,937	71.74%	\$23,392	17.68%	\$0	0.00%	\$18,724	14.15%	\$42,116	31.82%	★★★★
Ulen Fire Dept Relief Association	Ulen	2676	\$359,980	\$292,876	\$67,104	\$27,293	40.67%	\$25,301	37.70%	\$0	0.00%	\$7,305	10.89%	\$32,606	48.59%	★★★★★
Underwood Lions Club	Underwood	4646	\$537,907	\$454,052	\$83,855	\$48,427	57.75%	\$43,029	51.31%	\$2,050	2.44%	\$12,782	15.24%	\$57,861	69.00%	★★★★★
Union Center Inc	Albert Lea	423	\$372,185	\$297,218	\$74,967	\$40,959	54.64%	\$8,181	10.91%	\$17,917	23.90%	\$9,228	12.31%	\$35,326	47.12%	★★★★★
Upper Red Lake Area Assoc	Waskish	2724	\$746,822	\$607,712	\$139,110	\$71,104	51.11%	\$49,150	35.33%	\$0	0.00%	\$21,293	15.31%	\$70,443	50.64%	★★★★★
Upsala Lions Club	Upsala	1811	\$451,544	\$355,636	\$95,908	\$43,914	45.79%	\$43,371	45.22%	\$0	0.00%	\$10,826	11.29%	\$54,197	56.51%	★★★★★
Urbank Lions Club	Clitherall	1639	\$743,509	\$627,919	\$115,591	\$49,708	43.00%	\$54,404	47.07%	\$0	0.00%	\$13,030	11.27%	\$67,434	58.34%	★★★★★
Vadnais Heights Firefighters Relief As	Vadnais Heights	2440	\$3,133,009	\$2,784,437	\$348,573	\$198,703	57.00%	\$10,206	2.93%	\$0	0.00%	\$119,665	34.33%	\$129,872	37.26%	★★★★
Vadnais Heights Lions Club	Vadnais Heights	655	\$1,662,991	\$1,390,969	\$272,022	\$135,593	49.85%	\$69,369	25.50%	\$750	0.28%	\$63,858	23.48%	\$133,977	49.25%	★★★★★
Valley Crest Riders Snowmobile Club	Rushford	36149	\$349,019	\$266,409	\$82,610	\$42,074	50.93%	\$6,691	8.10%	\$26,000	31.47%	\$8,754	10.60%	\$41,445	50.17%	★★★★★
Verndale Lions Club	Verndale	1684	\$398,235	\$329,762	\$68,473	\$28,586	41.75%	\$15,396	22.48%	\$0	0.00%	\$10,034	14.65%	\$25,429	37.14%	★★★★
Vernon Center Firemen's Relief Assoc	Vernon Center	2006	\$139,460	\$113,300	\$26,160	\$9,225	35.26%	\$11,050	42.24%	\$0	0.00%	\$3,775	14.43%	\$14,825	56.67%	★★★★★
Veseli Area Lions Club	Wheatland Twp	92581	\$786,077	\$662,379	\$123,698	\$67,445	54.52%	\$36,360	29.39%	\$0	0.00%	\$16,062	12.98%	\$52,422	42.38%	★★★★★
Veterans Club Inc	Onamia	374	\$1,022,446	\$866,955	\$155,491	\$78,077	50.21%	\$18,065	11.62%	\$21,246	13.66%	\$23,255	14.96%	\$62,567	40.24%	★★★★★
VFW Post 1112 Little Falls	Little Falls	124	\$483,417	\$381,409	\$102,009	\$56,012	54.91%	\$1,429	1.40%	\$29,626	29.04%	\$10,756	10.54%	\$41,811	40.99%	★★★★★
VFW Post 1140 Long Prairie	Long Prairie	535	\$209,299	\$156,256	\$53,043	\$32,985	62.19%	\$4,101	7.73%	\$19,267	36.32%	\$4,927	9.29%	\$28,295	53.34%	★★★★★
VFW Post 1210 Hastings	Hastings	149	\$499,362	\$417,052	\$82,310	\$36,483	44.32%	\$33,470	40.66%	\$2,730	3.32%	\$10,182	12.37%	\$46,382	56.35%	★★★★★
VFW Post 1215 Rochester	Rochester	405	\$2,060,217	\$1,711,335	\$348,882	\$187,272	53.68%	\$38,824	11.13%	\$25,936	7.43%	\$88,738	25.44%	\$153,498	44.00%	★★★★★
VFW Post 1216 Austin	Austin	167	\$468,387	\$379,860	\$88,527	\$55,229	62.39%	\$14,891	16.82%	\$4,073	4.60%	\$10,679	12.06%	\$29,643	33.48%	★★★★
VFW Post 1223	Dilworth	21	\$2,038,595	\$1,680,387	\$358,208	\$212,346	59.28%	\$51,206	14.29%	\$32,834	9.17%	\$70,673	19.73%	\$154,712	43.19%	★★★★★

FY2017 Organization Annual Report Summary

by Organization Name

Organization Name	City	License Number	Gross Receipts	Prizes	Net Receipts	ALLOWABLE EXPENSES		LAWFUL PURPOSE EXPENDITURES						STAR RATING		
						TOTAL	%	Charitable	%	Other	%	Taxes/Fees	%		TOTAL	%
VFW Post 1287 Winona	Winona	156	\$1,442,652	\$1,212,698	\$229,954	\$131,477	57.18%	\$14,031	6.10%	\$32,645	14.20%	\$59,033	25.67%	\$105,710	45.97%	★★★★★
VFW Post 1296 Bloomington	Bloomington	150	\$3,095,781	\$2,620,904	\$474,877	\$179,853	37.87%	\$39,701	8.36%	\$65,507	13.79%	\$159,604	33.61%	\$264,811	55.76%	★★★★★
VFW Post 1350 North St. Paul	North St. Paul	16	\$2,153,263	\$1,810,235	\$343,027	\$191,743	55.90%	\$19,471	5.68%	\$43,620	12.72%	\$92,155	26.87%	\$155,246	45.26%	★★★★★
VFW Post 1403 Benson	Benson	377	\$1,115,843	\$959,159	\$156,684	\$84,892	54.18%	\$29,372	18.75%	\$23,906	15.26%	\$29,914	19.09%	\$83,192	53.10%	★★★★★
VFW Post 141 Kenyon	Kenyon	19	\$289,248	\$233,622	\$55,626	\$31,978	57.49%	\$3,309	5.95%	\$12,579	22.61%	\$6,221	11.18%	\$22,109	39.75%	★★★★★
VFW Post 1639 Willmar	Willmar	61	\$2,011,602	\$1,720,131	\$291,471	\$123,128	42.24%	\$33,949	11.65%	\$35,307	12.11%	\$72,139	24.75%	\$141,394	48.51%	★★★★★
VFW Post 1642 Waseca	Waseca	385	\$850,813	\$668,257	\$182,556	\$87,425	47.89%	\$31,590	17.30%	\$37,377	20.47%	\$22,500	12.33%	\$91,468	50.10%	★★★★★
VFW Post 1647 Brainerd	Brainerd	475	\$3,351,591	\$2,834,232	\$517,359	\$204,838	39.59%	\$50,984	9.85%	\$60,598	11.71%	\$159,890	30.91%	\$271,472	52.47%	★★★★★
VFW Post 1656 Madison	Madison	477	\$123,412	\$102,596	\$20,816	\$16,961	81.48%	\$259	1.24%	\$8,521	40.94%	\$2,849	13.69%	\$11,629	55.87%	★★★★★
VFW Post 1676 Detroit Lakes	Detroit Lakes	8	\$1,210,730	\$1,011,635	\$199,096	\$110,671	55.59%	\$34,773	17.47%	\$29,599	14.87%	\$29,108	14.62%	\$93,480	46.95%	★★★★★
VFW Post 1720 Grand Rapids	Grand Rapids	356	\$1,047,853	\$860,932	\$186,921	\$105,630	56.51%	\$18,629	9.97%	\$18,298	9.79%	\$33,943	18.16%	\$70,870	37.91%	★★★★★
VFW Post 1727 Aitkin	Aitkin	6	\$93,024	\$76,905	\$16,119	\$5,372	33.32%	\$0	0.00%	\$1,774	11.01%	\$2,292	14.22%	\$4,066	25.23%	★★★★★
VFW Post 1757 Cook	Cook	390	\$285,134	\$230,879	\$54,255	\$19,823	36.54%	\$14,112	26.01%	\$12,416	22.88%	\$6,624	12.21%	\$33,152	61.10%	★★★★★
VFW Post 1778 Wells	Wells	43	\$406,826	\$334,432	\$72,394	\$32,062	44.29%	\$4,942	6.83%	\$11,832	16.34%	\$9,988	13.80%	\$26,761	36.97%	★★★★★
VFW Post 1782 White Bear Lake	White Bear Lake	394	\$3,353,970	\$2,896,794	\$457,176	\$218,116	47.71%	\$31,696	6.93%	\$40,761	8.92%	\$148,894	32.57%	\$221,352	48.42%	★★★★★
VFW Post 1783 Young America	Norwood Young A	711	\$875,767	\$753,192	\$122,575	\$62,062	50.63%	\$39,800	32.47%	\$337	0.27%	\$16,821	13.72%	\$56,957	46.47%	★★★★★
VFW Post 1791 Chaska	Chaska	319	\$2,296,270	\$1,964,317	\$331,952	\$179,585	54.10%	\$11,873	3.58%	\$28,371	8.55%	\$83,005	25.01%	\$123,249	37.13%	★★★★★
VFW Post 1802 Zumbro Falls	Zumbro Falls	1917	\$859,014	\$738,912	\$120,102	\$48,891	40.71%	\$10,448	8.70%	\$13,913	11.58%	\$24,092	20.06%	\$48,454	40.34%	★★★★★
VFW Post 1816 Garrison	Garrison	205	\$1,569,140	\$1,297,837	\$271,303	\$150,018	55.30%	\$37,358	13.77%	\$31,274	11.53%	\$48,270	17.79%	\$116,901	43.09%	★★★★★
VFW Post 1825 Belgrade	Belgrade	887	\$120,652	\$97,940	\$22,712	\$10,025	44.14%	\$1,295	5.70%	\$9,201	40.51%	\$3,187	14.03%	\$13,683	60.25%	★★★★★
VFW Post 1902 Crookston	Crookston	57	\$1,299,572	\$1,110,570	\$189,002	\$129,110	68.31%	\$5,850	3.09%	\$15,963	8.45%	\$40,453	21.40%	\$62,266	32.94%	★★★★★
VFW Post 1914 St. James	St. James	532	\$586,709	\$484,531	\$102,178	\$57,354	56.13%	\$15,676	15.34%	\$16,463	16.11%	\$13,203	12.92%	\$45,341	44.37%	★★★★★
VFW Post 210 Lakeville	Lakeville	723	\$94,363	\$75,622	\$18,741	\$6,456	34.45%	\$5,138	27.42%	\$0	0.00%	\$2,797	14.93%	\$7,935	42.34%	★★★★★
VFW Post 230 Columbia Heights	Columbia Heights	12	\$1,225,104	\$994,206	\$230,898	\$176,872	76.60%	-\$2,599	-1.13%	-\$368	-0.16%	\$46,618	20.19%	\$43,651	18.90%	★★★★★
VFW Post 246 Minneapolis	Minneapolis	151	\$2,399,965	\$2,031,971	\$367,994	\$151,891	41.28%	\$44,630	12.13%	\$72,180	19.61%	\$128,298	34.86%	\$245,108	66.61%	★★★★★
VFW Post 2553 Redwood Falls	Redwood Falls	24	\$267,071	\$219,081	\$47,990	\$27,061	56.39%	\$6,160	12.84%	\$14,676	30.58%	\$5,797	12.08%	\$26,633	55.50%	★★★★★
VFW Post 2735 Isanti	Isanti	291	\$2,246,444	\$1,958,401	\$288,043	\$114,899	39.89%	\$63,987	22.21%	\$62,022	21.53%	\$67,971	23.60%	\$193,980	67.34%	★★★★★
VFW Post 2747 Aux McGregor	McGregor	93098	\$115,950	\$99,406	\$16,544	\$8,182	49.45%	\$4,254	25.71%	\$0	0.00%	\$2,036	12.31%	\$6,290	38.02%	★★★★★
VFW Post 2793 Thief River Falls	Thief River Falls	404	\$1,880,329	\$1,578,423	\$301,906	\$181,974	60.28%	\$34,360	11.38%	\$31,713	10.50%	\$62,329	20.65%	\$128,402	42.53%	★★★★★
VFW Post 2818 Litchfield	Litchfield	165	\$1,032,389	\$838,902	\$193,488	\$70,796	36.59%	\$30,130	15.57%	\$58,190	30.07%	\$29,223	15.10%	\$117,543	60.75%	★★★★★
VFW Post 2948 International Falls	International Falls	71	\$942,442	\$714,698	\$227,744	\$135,132	59.34%	\$34,605	15.19%	\$33,294	14.62%	\$41,809	18.36%	\$109,708	48.17%	★★★★★
VFW Post 295 South St. Paul	South St. Paul	52	\$1,125,335	\$942,743	\$182,592	\$99,911	54.72%	\$37,060	20.30%	\$24,136	13.22%	\$24,302	13.31%	\$85,498	46.82%	★★★★★
VFW Post 3289 New York Mills	New York Mills	401	\$905,715	\$742,607	\$163,108	\$97,896	60.02%	\$23,956	14.69%	\$25,767	15.80%	\$17,904	10.98%	\$67,627	41.46%	★★★★★
VFW Post 363 Fridley	Fridley	552	\$713,566	\$579,362	\$134,203	\$101,098	75.33%	\$1,132	0.84%	\$18,900	14.08%	\$18,355	13.68%	\$38,387	28.60%	★★★★★

FY2017 Organization Annual Report Summary

by Organization Name

Organization Name	City	License Number	Gross Receipts	Prizes	Net Receipts	ALLOWABLE EXPENSES		LAWFUL PURPOSE EXPENDITURES						STAR RATING		
						TOTAL	%	Charitable	%	Other	%	Taxes/Fees	%		TOTAL	%
VFW Post 3723 Owatonna	Owatonna	379	\$824,910	\$663,401	\$161,509	\$86,816	53.75%	\$17,388	10.77%	\$19,523	12.09%	\$23,491	14.54%	\$60,402	37.40%	☆☆☆☆
VFW Post 380 Montevideo	Montevideo	408	\$978,199	\$839,322	\$138,878	\$67,023	48.26%	\$15,352	11.05%	\$21,385	15.40%	\$20,180	14.53%	\$56,917	40.98%	☆☆☆☆
VFW Post 3817 East Grand Forks	East Grand Forks	523	\$3,660,744	\$3,059,522	\$601,221	\$276,181	45.94%	\$45,292	7.53%	\$154,196	25.65%	\$170,119	28.30%	\$369,607	61.48%	☆☆☆☆
VFW Post 3828 Kennedy	Kennedy	956	\$217,953	\$177,229	\$40,724	\$15,131	37.15%	\$2,200	5.40%	\$11,052	27.14%	\$4,423	10.86%	\$17,675	43.40%	☆☆☆☆
VFW Post 3839 Jenkins	Pequot Lakes	2259	\$713,703	\$539,276	\$174,427	\$117,872	67.58%	\$11,958	6.86%	\$24,856	14.25%	\$21,308	12.22%	\$58,122	33.32%	☆☆☆☆
VFW Post 3915 Brooklyn Park	Brooklyn Park	632	\$3,423,094	\$3,019,089	\$404,005	\$203,184	50.29%	\$40,828	10.11%	\$66,315	16.41%	\$120,720	29.88%	\$227,863	56.40%	☆☆☆☆
VFW Post 3922 Wadena	Wadena	1724	\$892,207	\$739,874	\$152,333	\$92,260	60.56%	\$14,572	9.57%	\$18,426	12.10%	\$20,734	13.61%	\$53,731	35.27%	☆☆☆☆
VFW Post 3964 Ortonville	Ortonville	3141	\$118,630	\$86,481	\$32,149	\$5,803	18.05%	\$11,389	35.42%	\$7,685	23.90%	\$3,539	11.01%	\$22,612	70.34%	☆☆☆☆
VFW Post 3979 Cloquet	Cloquet	422	\$810,706	\$703,599	\$107,107	\$49,877	46.57%	\$13,911	12.99%	\$22,180	20.71%	\$11,562	10.80%	\$47,653	44.49%	☆☆☆☆
VFW Post 4046 Shakopee	Shakopee	293	\$1,567,236	\$1,318,418	\$248,819	\$125,808	50.56%	\$350	0.14%	\$70,331	28.27%	\$50,747	20.40%	\$121,428	48.80%	☆☆☆☆
VFW Post 4086 Wabasha	Wabasha	369	\$1,036,059	\$830,600	\$205,459	\$92,184	44.87%	\$45,020	21.91%	\$23,050	11.22%	\$40,645	19.78%	\$108,715	52.91%	☆☆☆☆
VFW Post 4114 Spring Valley	Spring Valley	48	\$478,891	\$397,298	\$81,593	\$57,340	70.28%	\$6,703	8.21%	\$6,636	8.13%	\$11,207	13.73%	\$24,546	30.08%	☆☆☆☆
VFW Post 4210 Forest Lake	Forest Lake	272	\$1,433,917	\$1,136,429	\$297,488	\$170,524	57.32%	\$20,037	6.74%	\$60,199	20.24%	\$62,601	21.04%	\$142,836	48.01%	☆☆☆☆
VFW Post 425 Hopkins	Hopkins	185	\$3,461,348	\$3,011,306	\$450,042	\$206,745	45.94%	\$29,735	6.61%	\$72,634	16.14%	\$129,262	28.72%	\$231,631	51.47%	☆☆☆☆
VFW Post 428 St. Cloud	St. Cloud	813	\$1,157,442	\$975,129	\$182,313	\$65,376	35.86%	\$10,448	5.73%	\$54,028	29.63%	\$26,881	14.74%	\$91,356	50.11%	☆☆☆☆
VFW Post 4393 Northfield	Northfield	25	\$1,010,109	\$793,866	\$216,243	\$87,898	40.65%	\$67,447	31.19%	\$27,295	12.62%	\$38,629	17.86%	\$133,371	61.68%	☆☆☆☆
VFW Post 4452 Cannon Falls	Cannon Falls	20	\$304,020	\$236,875	\$67,145	\$27,918	41.58%	\$23,940	35.65%	\$14,764	21.99%	\$9,103	13.56%	\$47,807	71.20%	☆☆☆☆
VFW Post 4582 Starbuck	Starbuck	56	\$1,168,472	\$960,163	\$208,309	\$139,498	66.97%	\$24,544	11.78%	\$16,068	7.71%	\$33,203	15.94%	\$73,815	35.44%	☆☆☆☆
VFW Post 4743 Lakefield	Lakefield	59	\$60,712	\$46,817	\$13,895	\$9,065	65.24%	\$607	4.37%	\$4,209	30.29%	\$3,964	28.53%	\$8,781	63.19%	☆☆☆☆
VFW Post 4847 East St. Cloud	St. Cloud	454	\$1,401,654	\$1,111,152	\$290,502	\$123,822	42.62%	\$18,254	6.28%	\$61,631	21.22%	\$58,168	20.02%	\$138,052	47.52%	☆☆☆☆
VFW Post 4930 Warroad	Warroad	5586	\$318,566	\$266,784	\$51,782	\$37,454	72.33%	\$10,438	20.16%	\$800	1.54%	\$5,636	10.88%	\$16,875	32.59%	☆☆☆☆
VFW Post 494 Crystal	Crystal	155	\$3,560,993	\$2,864,776	\$696,217	\$296,136	42.54%	\$65,323	9.38%	\$65,944	9.47%	\$182,118	26.16%	\$313,384	45.01%	☆☆☆☆
VFW Post 4955 Appleton	Appleton	98	\$403,492	\$336,728	\$66,764	\$37,802	56.62%	\$9,312	13.95%	\$17,058	25.55%	\$7,133	10.68%	\$33,503	50.18%	☆☆☆☆
VFW Post 5102 Glencoe	Glencoe	161	\$476,560	\$390,652	\$85,908	\$42,272	49.21%	\$8,033	9.35%	\$18,495	21.53%	\$7,275	8.47%	\$33,803	39.35%	☆☆☆☆
VFW Post 5247 Dawson	Dawson	973	\$100,985	\$73,940	\$27,045	\$19,516	72.16%	\$300	1.11%	\$6,156	22.76%	\$2,925	10.82%	\$9,381	34.69%	☆☆☆☆
VFW Post 5252 Pelican Rapids	Pelican Rapids	2132	\$1,942,799	\$1,616,438	\$326,361	\$177,314	54.33%	\$22,033	6.75%	\$29,488	9.04%	\$74,840	22.93%	\$126,361	38.72%	☆☆☆☆
VFW Post 5460 Watkins	Watkins	3052	\$885,225	\$731,979	\$153,246	\$77,599	50.64%	\$32,083	20.94%	\$1,683	1.10%	\$24,379	15.91%	\$58,145	37.94%	☆☆☆☆
VFW Post 5462 Waconia	Waconia	411	\$451,685	\$352,119	\$99,565	\$45,838	46.04%	\$24,912	25.02%	\$31,018	31.15%	\$10,786	10.83%	\$66,715	67.01%	☆☆☆☆
VFW Post 5518 Elk River	Elk River	1667	\$1,903,982	\$1,629,790	\$274,192	\$129,623	47.27%	\$44,869	16.36%	\$9,269	3.38%	\$74,086	27.02%	\$128,224	46.76%	☆☆☆☆
VFW Post 5555 Richfield	Richfield	73	\$1,713,099	\$1,394,748	\$318,351	\$174,626	54.85%	\$11,411	3.58%	\$53,668	16.86%	\$76,131	23.91%	\$141,210	44.36%	☆☆☆☆
VFW Post 5727 Zumbrota	Zumbrota	18	\$1,117,664	\$919,589	\$198,076	\$96,965	48.95%	\$20,624	10.41%	\$44,533	22.48%	\$30,683	15.49%	\$95,839	48.39%	☆☆☆☆
VFW Post 6031 Arlington	Arlington	544	\$564,259	\$460,019	\$104,240	\$41,916	40.21%	\$42,492	40.76%	\$100	0.10%	\$12,026	11.54%	\$54,618	52.40%	☆☆☆☆
VFW Post 612 Fergus Falls	Fergus Falls	162	\$2,562,088	\$2,079,525	\$482,564	\$251,556	52.13%	\$63,652	13.19%	\$56,495	11.71%	\$108,650	22.52%	\$228,798	47.41%	☆☆☆☆
VFW Post 6206 Menahga	Menahga	132	\$602,319	\$479,050	\$123,269	\$60,491	49.07%	\$30,519	24.76%	\$13,221	10.73%	\$13,092	10.62%	\$56,832	46.10%	☆☆☆☆

FY2017 Organization Annual Report Summary

by Organization Name

Organization Name	City	License Number	Gross Receipts	Prizes	Net Receipts	ALLOWABLE EXPENSES		LAWFUL PURPOSE EXPENDITURES						STAR RATING		
						TOTAL	%	Charitable	%	Other	%	Taxes/Fees	%		TOTAL	%
VFW Post 6208 Prior Lake	Prior Lake	295	\$591,326	\$448,377	\$142,949	\$36,550	25.57%	\$21,490	15.03%	\$66,821	46.74%	\$15,540	10.87%	\$103,851	72.65%	★★★★★
VFW Post 6316 Blaine	Blaine	1298	\$2,281,788	\$1,879,638	\$402,150	\$183,332	45.59%	\$13,757	3.42%	\$76,292	18.97%	\$125,852	31.29%	\$215,900	53.69%	★★★★★
VFW Post 6587 Spring Lake Park	Spring Lake Park	27	\$1,003,469	\$827,224	\$176,245	\$113,716	64.52%	\$3,578	2.03%	\$34,732	19.71%	\$29,525	16.75%	\$67,835	38.49%	★★★
VFW Post 6690 Mendota	Mendota	629	\$2,363,097	\$2,091,022	\$272,075	\$125,217	46.02%	\$36,312	13.35%	\$35,135	12.91%	\$83,633	30.74%	\$155,080	57.00%	★★★★★
VFW Post 6992 Sauk Rapids	Sauk Rapids	424	\$862,730	\$658,552	\$204,178	\$74,881	36.67%	\$63,125	30.92%	\$21,655	10.61%	\$23,721	11.62%	\$108,501	53.14%	★★★★★
VFW Post 7050 Melrose	Melrose	297	\$247,029	\$205,006	\$42,023	\$20,684	49.22%	\$10,997	26.17%	\$670	1.59%	\$4,650	11.07%	\$16,317	38.83%	★★★
VFW Post 7051 West Metro	Golden Valley	159	\$9,752	\$5,130	\$4,622	\$1,354	29.29%	\$1,521	32.90%	\$0	0.00%	\$1,008	21.81%	\$2,529	54.71%	★★★★★
VFW Post 723 Baudette	Baudette	482	\$578,262	\$505,128	\$73,134	\$32,478	44.41%	\$14,899	20.37%	\$23,674	32.37%	\$10,233	13.99%	\$48,806	66.73%	★★★★★
VFW Post 7266 New Auburn	New Auburn	521	\$139,641	\$104,027	\$35,614	\$26,615	74.73%	\$4,891	13.73%	\$310	0.87%	\$3,617	10.16%	\$8,818	24.76%	★★
VFW Post 742 Marshall	Marshall	1204	\$526,916	\$418,530	\$108,386	\$69,857	64.45%	\$23,152	21.36%	\$0	0.00%	\$12,107	11.17%	\$35,259	32.53%	★★★
VFW Post 7555 Roseville	Roseville	17	\$1,497,377	\$1,229,412	\$267,964	\$136,068	50.78%	\$5,820	2.17%	\$37,188	13.88%	\$73,086	27.27%	\$116,094	43.32%	★★★★★
VFW Post 7662 Farmington	Farmington	53	\$377,655	\$307,945	\$69,710	\$35,626	51.11%	\$7,753	11.12%	\$17,733	25.44%	\$7,161	10.27%	\$32,648	46.83%	★★★★★
VFW Post 7902 Osakis	Osakis	375	\$1,829,689	\$1,523,438	\$306,251	\$186,088	60.76%	\$37,283	12.17%	\$49,824	16.27%	\$58,877	19.23%	\$145,984	47.67%	★★★★★
VFW Post 8144 Hoyt Lakes	Hoyt Lakes	388	\$162,096	\$144,698	\$17,398	\$8,115	46.64%	\$1,864	10.71%	\$0	0.00%	\$5,873	33.75%	\$7,736	44.47%	★★★★★
VFW Post 8508 Akeley	Akeley	1308	\$333,325	\$276,248	\$57,077	\$38,554	67.55%	\$737	1.29%	\$10,646	18.65%	\$6,341	11.11%	\$17,724	31.05%	★★★
VFW Post 8663 Roseau	Roseau	14	\$611,633	\$481,045	\$130,588	\$84,724	64.88%	\$16,559	12.68%	\$11,182	8.56%	\$17,789	13.62%	\$45,529	34.86%	★★★
VFW Post 8729 Lake City	Lake City	204	\$626,678	\$506,522	\$120,156	\$33,495	27.88%	\$20,532	17.09%	\$29,742	24.75%	\$14,524	12.09%	\$64,798	53.93%	★★★★★
VFW Post 8731 Monticello	Monticello	357	\$5,265,895	\$4,535,955	\$729,939	\$303,073	41.52%	\$36,434	4.99%	\$119,406	16.36%	\$233,336	31.97%	\$389,175	53.32%	★★★★★
VFW Post 8752 Cottage Grove	Cottage Grove	158	\$1,264,810	\$1,065,601	\$199,210	\$117,254	58.86%	\$18,880	9.48%	\$35,074	17.61%	\$40,792	20.48%	\$94,746	47.56%	★★★★★
VFW Post 906 Hutchinson	Hutchinson	125	\$2,386,277	\$1,963,587	\$422,690	\$179,216	42.40%	\$18,743	4.43%	\$56,960	13.48%	\$103,176	24.41%	\$178,879	42.32%	★★★★★
VFW Post 9073 Randall	Randall	166	\$148,030	\$123,082	\$24,948	\$14,100	56.52%	\$2,065	8.28%	\$3,601	14.44%	\$3,274	13.12%	\$8,940	35.84%	★★★
VFW Post 936 Alexandria	Alexandria	42	\$2,540,189	\$2,202,020	\$338,169	\$162,481	48.05%	\$67,135	19.85%	\$47,953	14.18%	\$82,930	24.52%	\$198,018	58.56%	★★★★★
VFW Post 9433 Rosemount	Rosemount	187	\$799,584	\$679,411	\$120,173	\$78,539	65.35%	\$17,165	14.28%	\$27,090	22.54%	\$14,266	11.87%	\$58,520	48.70%	★★★★★
VFW Post 9625 Coon Rapids	Coon Rapids	9	\$1,639,483	\$1,375,326	\$264,157	\$119,192	45.12%	\$32,297	12.23%	\$50,246	19.02%	\$60,337	22.84%	\$142,880	54.09%	★★★★★
VFW Post 9641 Littlefork	Littlefork	72	\$100,755	\$76,981	\$23,773	\$15,600	65.62%	\$2,707	11.39%	\$7,538	31.71%	\$4,468	18.80%	\$14,713	61.89%	★★★★★
VFW Post 9713 Mankato	Mankato	38	\$711,308	\$603,847	\$107,461	\$57,816	53.80%	\$67	0.06%	\$32,273	30.03%	\$17,362	16.16%	\$49,702	46.25%	★★★★★
Victoria Lions Club	Victoria	4246	\$1,511,795	\$1,257,733	\$254,062	\$117,212	46.14%	\$56,190	22.12%	\$0	0.00%	\$61,441	24.18%	\$117,631	46.30%	★★★★★
Vietnam Veterans of America Chapter	South St. Paul	5497	\$580,112	\$478,802	\$101,310	\$57,756	57.01%	\$38,270	37.78%	-\$400	-0.39%	\$10,122	9.99%	\$47,992	47.37%	★★★★★
Village of Franklin Firemen's Relief	Franklin	4852	\$136,609	\$104,754	\$31,855	\$17,042	53.50%	\$8,000	25.11%	\$0	0.00%	\$3,946	12.39%	\$11,946	37.50%	★★★
Villard Firemen's Relief Association	Villard	2260	\$422,452	\$346,014	\$76,438	\$40,909	53.52%	\$25,725	33.65%	\$0	0.00%	\$8,033	10.51%	\$33,758	44.16%	★★★★★
Voyageur Trail Society	Crane Lake	4453	\$1,094,410	\$885,356	\$209,054	\$122,900	58.79%	\$43,500	20.81%	\$0	0.00%	\$40,485	19.37%	\$83,985	40.17%	★★★★★
Wabasha Fire Relief	Wabasha	4243	\$135,466	\$95,887	\$39,579	\$10,157	25.66%	\$20,850	52.68%	\$0	0.00%	\$3,464	8.75%	\$24,314	61.43%	★★★★★
Wabasso Lions Club	Wabasso	2013	\$119,669	\$86,035	\$33,634	\$13,931	41.42%	\$20,536	61.06%	\$0	0.00%	\$3,793	11.28%	\$24,329	72.34%	★★★★★
Waconia Fire Relief Assoc	Waconia	2775	\$506,778	\$400,588	\$106,190	\$56,491	53.20%	\$56,037	52.77%	\$0	0.00%	\$11,211	10.56%	\$67,248	63.33%	★★★★★

FY2017 Organization Annual Report Summary

by Organization Name

Organization Name	City	License Number	Gross Receipts	Prizes	Net Receipts	ALLOWABLE EXPENSES		LAWFUL PURPOSE EXPENDITURES				STAR RATING				
						TOTAL	%	Charitable	%	Other	%	Taxes/Fees	%	TOTAL	%	
Waldorf Firemen's Relief Assoc	Waldorf	2321	\$128,282	\$104,132	\$24,150	\$18,722	77.52%	\$2,000	8.28%	\$0	0.00%	\$2,840	11.76%	\$4,840	20.04%	☆☆☆
Walnut Grove Area Loggers	Walnut Grove	36713	\$127,925	\$99,864	\$28,061	\$14,495	51.66%	\$12,325	43.92%	\$0	0.00%	\$5,228	18.63%	\$17,553	62.56%	☆☆☆☆
Wanamingo Firefighters Relief Assoc	Wanamingo	5278	\$240,086	\$189,345	\$50,741	\$25,246	49.75%	\$14,500	28.58%	\$0	0.00%	\$5,659	11.15%	\$20,159	39.73%	☆☆☆
Warren Pony Sports Booster Club	Warren	2599	\$2,315,046	\$1,929,802	\$385,244	\$138,496	35.95%	\$140,000	36.34%	\$0	0.00%	\$106,087	27.54%	\$246,087	63.88%	☆☆☆☆
Warrior Club Inc.	Winona	3711	\$999,535	\$837,614	\$161,921	\$73,944	45.67%	\$61,509	37.99%	\$0	0.00%	\$33,171	20.49%	\$94,679	58.47%	☆☆☆☆
Warroad Area Community Center	Warroad	2889	\$323,978	\$266,170	\$57,808	\$30,297	52.41%	\$15,000	25.95%	\$0	0.00%	\$6,239	10.79%	\$21,239	36.74%	☆☆☆
Waseca Hockey Association	Waseca	2258	\$3,837,241	\$3,146,855	\$690,387	\$313,508	45.41%	\$116,774	16.91%	\$0	0.00%	\$191,109	27.68%	\$307,883	44.60%	☆☆☆☆
Waseca Sleigh And Cutter Festival As	Waseca	33569	\$1,007,312	\$826,912	\$180,400	\$110,545	61.28%	\$48,908	27.11%	\$0	0.00%	\$34,632	19.20%	\$83,540	46.31%	☆☆☆☆
Waterford Warriors Snowmobile Club	Northfield	4987	\$784,027	\$664,422	\$119,605	\$77,092	64.46%	\$26,250	21.95%	\$0	0.00%	\$15,247	12.75%	\$41,497	34.69%	☆☆☆☆
Watertown Lions Club	Watertown	1473	\$683,184	\$575,880	\$107,304	\$51,846	48.32%	\$41,870	39.02%	\$0	0.00%	\$12,904	12.03%	\$54,774	51.05%	☆☆☆☆
Waterville Lions Club	Waterville	2108	\$1,083,464	\$843,748	\$239,716	\$121,487	50.68%	\$52,369	21.85%	\$200	0.08%	\$45,198	18.85%	\$97,768	40.78%	☆☆☆☆
Watkins Baseball Club	Watkins	47010	\$354,398	\$287,713	\$66,685	\$32,193	48.28%	\$0	0.00%	\$13,282	19.92%	\$7,951	11.92%	\$21,233	31.84%	☆☆☆☆
Watkins Lions Club	Watkins	1608	\$515,676	\$420,563	\$95,113	\$48,137	50.61%	\$41,069	43.18%	\$100	0.11%	\$7,494	7.88%	\$48,663	51.16%	☆☆☆☆
Waverly Lions Club	Waverly	2508	\$305,483	\$245,927	\$59,556	\$35,252	59.19%	\$20,580	34.56%	\$0	0.00%	\$9,074	15.24%	\$29,654	49.79%	☆☆☆☆
Wayzata Lions Club	Wayzata	2789	\$3,036,781	\$2,648,465	\$388,316	\$178,236	45.90%	\$105,590	27.19%	\$0	0.00%	\$112,565	28.99%	\$218,155	56.18%	☆☆☆☆
Webster Sports & Recreation Associa	Webster	1797	\$71,008	\$55,539	\$15,470	\$7,895	51.03%	\$3,600	23.27%	\$0	0.00%	\$2,042	13.20%	\$5,642	36.47%	☆☆☆☆
Wells Creek Riders Snowmobile Club	Lake City	5333	\$109,346	\$84,400	\$24,946	\$16,227	65.05%	\$5,048	20.24%	\$0	0.00%	\$2,953	11.84%	\$8,001	32.07%	☆☆☆☆
West Concord Historical Society	West Concord	5622	\$147,122	\$116,591	\$30,531	\$15,006	49.15%	\$14,750	48.31%	\$0	0.00%	\$2,683	8.79%	\$17,433	57.10%	☆☆☆☆
West Metro Fire Rescue District Firefi	Crystal	3272	\$5,467,189	\$4,621,670	\$845,519	\$454,331	53.73%	\$152,750	18.07%	\$0	0.00%	\$252,115	29.82%	\$404,865	47.88%	☆☆☆☆
West St. Paul Commercial Club	West St. Paul	1042	\$2,259,964	\$1,882,910	\$377,054	\$190,250	50.46%	\$47,167	12.51%	\$0	0.00%	\$112,852	29.93%	\$160,019	42.44%	☆☆☆☆
Westbrook Firemen's Relief Assoc	Westbrook	3444	\$801,254	\$692,552	\$108,702	\$61,254	56.35%	\$28,750	26.45%	\$0	0.00%	\$12,455	11.46%	\$41,205	37.91%	☆☆☆☆
White Bear Avenue Business Associa	North St. Paul	4785	\$2,912,245	\$2,495,178	\$417,066	\$221,468	53.10%	\$33,883	8.12%	\$0	0.00%	\$116,441	27.92%	\$150,324	36.04%	☆☆☆☆
White Bear Lake Area Hockey Assoc	White Bear Lake	3111	\$16,774,372	\$14,238,363	\$2,536,010	\$1,350,700	53.26%	\$283,995	11.20%	\$0	0.00%	\$917,630	36.18%	\$1,201,625	47.38%	☆☆☆☆
White Bear Lake Basketball Assoc	White Bear Lake	4934	\$331,253	\$261,110	\$70,143	\$40,764	58.12%	\$17,000	24.24%	\$0	0.00%	\$8,836	12.60%	\$25,836	36.83%	☆☆☆☆
White Bear Lake Lions Club	White Bear Lake	2378	\$2,645,584	\$2,232,647	\$412,937	\$227,284	55.04%	\$57,702	13.97%	\$0	0.00%	\$122,890	29.76%	\$180,592	43.73%	☆☆☆☆
Whitewater Trailblazers Snowmobile C	St. Charles	5041	\$179,058	\$134,800	\$44,258	\$19,729	44.58%	\$8,098	18.30%	\$0	0.00%	\$5,748	12.99%	\$13,846	31.29%	☆☆☆☆
Wildlife Habitat Conservation Society	Hutchinson	3534	\$1,057,465	\$920,964	\$136,501	\$83,397	61.10%	\$33,848	24.80%	\$0	0.00%	\$19,453	14.25%	\$53,301	39.05%	☆☆☆☆
Wildwood Lions Club	White Bear Lake	36196	\$1,952,655	\$1,579,962	\$372,694	\$195,696	52.51%	\$76,980	20.66%	\$3,000	0.80%	\$100,562	26.98%	\$180,542	48.44%	☆☆☆☆
Willow River Commercial Club	Willow River	2353	\$250,830	\$214,875	\$35,955	\$21,788	60.60%	\$7,033	19.56%	\$0	0.00%	\$4,559	12.68%	\$11,592	32.24%	☆☆☆☆
Winsted Volunteer Fire Dept Relief As	Winsted	3088	\$1,012,835	\$848,574	\$164,261	\$96,332	58.65%	\$46,089	28.06%	\$0	0.00%	\$24,969	15.20%	\$71,058	43.26%	☆☆☆☆
Winthrop Honor Guard	Winthrop	36034	\$457,944	\$365,747	\$92,197	\$51,250	55.59%	\$27,708	30.05%	\$2,642	2.87%	\$10,012	10.86%	\$40,362	43.78%	☆☆☆☆
Wolf Lake Lions Club	Wolf Lake	1807	\$639,687	\$531,179	\$108,508	\$77,362	71.30%	\$35,321	32.55%	\$0	0.00%	\$16,412	15.13%	\$51,733	47.68%	☆☆☆☆
Wolf Lake Wolf Pack Baseball Inc	Menahga	2516	\$1,219,189	\$972,863	\$246,326	\$169,406	68.77%	\$21,670	8.80%	\$0	0.00%	\$55,438	22.51%	\$77,107	31.30%	☆☆☆☆
Wood City Riders Snowmobile Club	Cloquet	5353	\$899,946	\$722,296	\$177,650	\$77,547	43.65%	\$66,712	37.55%	\$0	0.00%	\$37,333	21.02%	\$104,045	58.57%	☆☆☆☆

FY2017 Organization Annual Report Summary

by Organization Name

Organization Name	City	License Number	Gross Receipts	Prizes	Net Receipts	ALLOWABLE EXPENSES		LAWFUL PURPOSE EXPENDITURES						STAR RATING		
						TOTAL	%	Charitable	%	Other	%	Taxes/Fees	%		TOTAL	%
Woodbury Area Hockey Club	Woodbury	3029	\$1,545,083	\$1,257,611	\$287,472	\$137,816	47.94%	\$88,795	30.89%	\$0	0.00%	\$74,602	25.95%	\$163,397	56.84%	★★★★★
Woodbury Athletic Assoc	Woodbury	2274	\$4,236,199	\$3,582,186	\$654,013	\$285,174	43.60%	\$160,750	24.58%	\$0	0.00%	\$201,597	30.82%	\$362,347	55.40%	★★★★★
Worthington Hockey Assoc	Reading	3054	\$259,958	\$164,486	\$95,472	\$26,743	28.01%	\$57,733	60.47%	\$4,034	4.22%	\$10,283	10.77%	\$72,050	75.47%	★★★★★
Worthington Optimist Club	Worthington	2207	\$685,095	\$590,848	\$94,248	\$60,626	64.33%	\$26,200	27.80%	\$500	0.53%	\$12,083	12.82%	\$38,783	41.15%	★★★★
Zimmerman Fire Department Relief A	Zimmerman	2221	\$6,423,759	\$5,477,792	\$945,967	\$465,283	49.19%	\$189,745	20.06%	\$0	0.00%	\$310,798	32.86%	\$500,543	52.91%	★★★★★
Zumbro Falls Fire Dept Relief Assoc	Zumbro Falls	2850	\$664,840	\$546,900	\$117,940	\$50,968	43.22%	\$23,600	20.01%	\$650	0.55%	\$14,687	12.45%	\$38,937	33.01%	★★★
TOTAL			\$1,724,355,283	\$1,447,947,683	\$276,407,600	\$138,394,154	50.07%	\$54,529,659	19.73%	\$10,524,058	3.81%	\$69,658,223	25.20%	\$134,711,940	48.74%	