

# Financial Aid Awarded to Undergraduates Attending Minnesota Institutions

## Financial aid data for each Minnesota postsecondary institution

Financial aid makes college affordable for many students. The amount and type of aid available to a student varies. Grants and scholarships lower the cost of college per student, while work study and loans allow students to pay for college by increasing current income or deferring payment to future income. The combination of types of aid and amounts available to an individual student may influence his or her decision to go to college, or which college he or she chooses.

## Search 2016 Data Tables

The Office of Higher Education collects and reports data on federal, state, and privately funded financial aid awarded to undergraduates attending Minnesota postsecondary institutions. Financial aid includes grants and scholarships, student loans, and student earnings from work study jobs. Information is obtained from campus financial aid offices and the Office of Higher Education records.

- **Financial Aid Awarded Summary Table**
- **Financial Aid Awarded Summaries by Postsecondary Institution and Sector**(University of Minnesota, MnSCU Four-Year Universities, MnSCU Two-Year Colleges, Private Two-Year Institutions, Private Four-Year Institutions)

## 2016 Financial Aid Highlights

Aid changes mirrors changes in enrollment, as both total financial aid and total undergraduate enrollment declined. Aid dropped significantly at private for-profit institutions while all other sectors experienced smaller declines. Grant aid remained stable statewide while varied changes occurred across sectors. Grant aid remained stable at public four-year universities, while increasing at private not-for-profit institutions and declining at Minnesota State Colleges and private for-profit institutions. Loan volume decreased across all sectors, with Minnesota State Colleges and private for-profit institutions experiencing the sharpest decline. Work study remained stable across all sectors, except for a sharp decline at private not-for-profit institutions and an increase at private for-profit institutions.

# Total Financial Aid Declined during 2015-2016, Driven by Declining Enrollment

Recent declines in total financial aid mirror recent declines in enrollment. Statewide, enrollment has declined 15 percent since 2011 (academic year 2010-2011) while aid has declined 19 percent over the same time period. In 2016 (academic year 2015-2016), total financial aid awarded to undergraduates fell to its lowest level since 2001 (\$2.909 billion or \$11,000 per undergraduate).

While financial aid declined statewide overall, award trends varied by sector:

- At Minnesota State Colleges (public 2-year institutions), students received \$635 million, (\$6,200 per undergraduate - the lowest average among all sectors) with 103,086 undergraduates enrolled in fall 2015.
- Students received \$447 million (\$8,800 per student) at Minnesota State Universities with 50,827 undergraduates enrolled in fall 2015.
- At the University of Minnesota, students received \$481 million (\$10,600 per undergraduate), with 45,441 total undergraduates enrolled in fall 2015.
- At the private non-profit institutions, students received \$1.193 billion (\$24,400 per undergraduate), corresponding to their higher cost of attendance with 48,895 undergraduates enrolled in fall 2015.
- At private for-profit institutions, students received \$153 million (\$9,800 per student), with 15,648 total undergraduates enrolled in fall 2015.

  
(<http://www.ohe.state.mn.us>)


GET READY! ([HTTP://WWW.GETREADY.STATE.MN.US](http://www.getready.state.mn.us)) MN COLLEGE SAVINGS PLAN ([HTTP://WWW.MNSAVES.ORG](http://www.mnsaves.org))

SELF LOAN ([HTTP://WWW.SELFLOAN.STATE.MN.US](http://www.selfloan.state.mn.us)) SELF REFI ([HTTP://WWW.SELFREFI.STATE.MN.US](http://www.selfrefi.state.mn.us))



# Search Financial Aid Awarded to Undergraduates at Minnesota Institutions

## Minnesota Total

MENU 

Grant & Scholarship Programs	Aid year 2015-2016 Amount	Number of Undergrad Recipients	Loan Programs	Aid year 2015-2016 Amount	Number of Undergrad Recipients
MN State Grant Program	\$173,480,800	82,416	MN SELF Loans	\$50,208,033	6,477
MN GI Bill	\$1,640,945	1,050	Federal Direct Stafford Loans—Subsidized	\$454,353,446	122,884
MN Indian Scholarships	\$3,397,545	1,042	Federal Direct Stafford Loans—Unsubsidized	\$524,764,200	129,721
MN Post-Secondary Child Care	\$4,468,319	1,985	Federal Perkins Loans	\$21,424,992	9,259
MN Safety Officer Survivor	\$69,197	11	Federal PLUS Loans	\$133,671,947	11,522
Local and State Agency Grants	\$36,836,985		Federal Agency Loans	\$1,266,480	
Federal Pell Grants	\$365,787,651	108,399	Institution Awarded Loans	\$4,141,133	
Federal SEOG Awards	\$19,345,177	27,065	Private Loans	\$165,429,912	
Federal Agency Grants	\$6,361,439		Other Loans	\$7,610,860	
Institution Grants	\$768,884,409		<b>Total Loans</b>	<b>\$1,362,871,003</b>	
Institution Tuition Discounts	\$56,504,070	7,216	<b>Student Earnings from Work-Study Jobs:</b>	<b>Aid year 2015-2016 Amount</b>	<b>Number of Undergrad Recipients</b>
Private Grants	\$70,910,576		MN State Work-Study Program	\$14,373,621	10,048
Other Grants	\$1,061,587		Federal State Work-Study Program	\$23,056,144	12,567
<b>Total Grants</b>	<b>\$1,508,748,700</b>		<b>Total Work-Study Earnings</b>	<b>\$37,429,765</b>	
<b>Fall 2016 Minnesota Resident Undergraduate Headcount Enrollment</b>	<b>206,100</b>		<b>Total Grants, Loans, &amp; Work Study</b>	<b>\$2,909,049,467</b>	
<b>Fall 2016 Total Undergraduate Headcount</b>	<b>272,316</b>				



(<http://www.ohe.state.mn.us>)

GET READY! ([HTTP://WWW.GETREADY.STATE.MN.US](http://www.getready.state.mn.us)) MN COLLEGE SAVINGS PLAN ([HTTP://WWW.MNSAVES.ORG](http://www.mnsaves.org))

MENU 

SELF LOAN ([HTTP://WWW.SELFLOAN.STATE.MN.US](http://www.selfloan.state.mn.us)) SELF REFI ([HTTP://WWW.SELFREFI.STATE.MN.US](http://www.selfrefi.state.mn.us))



# Search Financial Aid Awarded to Undergraduates at Minnesota Institutions

## Minnesota State Colleges

Grant & Scholarship Programs	Aid year 2015-2016 Amount	Number of Undergrad Recipients	Loan Programs	Aid year 2015-2016 Amount	Number of Undergrad Recipients
MN State Grant Program	\$32,746,700	37,641	MN SELF Loans	\$1,801,353	398
MN GI Bill	\$427,699	345	Federal Direct Stafford Loans—Subsidized	\$157,358,881	46,635
MN Indian Scholarships	\$1,087,979	356	Federal Direct Stafford Loans—Unsubsidized	\$187,572,982	46,099
MN Post-Secondary Child Care	\$3,331,854	1,489	Federal Perkins Loans	\$260,167	115
MN Safety Officer Survivor	Supressed	<10	Federal PLUS Loans	\$3,108,914	493
Local and State Agency Grants	\$29,525,583		Federal Agency Loans	\$0	
Federal Pell Grants	\$172,008,697	55,136	Institution Awarded Loans	\$0	
Federal SEOG Awards	\$3,967,828	8,106	Private Loans	\$5,801,316	
Federal Agency Grants	\$500,714		Other Loans	\$2,287,348	
Institution Grants	\$4,454,581		<b>Total Loans</b>	<b>\$358,190,961</b>	
Institution Tuition Discounts	\$1,198,269	854			
			<b>Student Earnings from Work-Study Jobs:</b>	<b>Aid year 2015-2016 Amount</b>	<b>Number of Undergrad Recipients</b>
Private Grants	\$18,703,351		MN State Work-Study Program	\$4,419,690	2,513
Other Grants	\$5,851		Federal State Work-Study Program	\$4,887,223	2,619
<b>Total Grants</b>	<b>\$267,970,835</b>		<b>Total Work-Study Earnings</b>	<b>\$9,306,912</b>	
<b>Fall 2016 Minnesota Resident Undergraduate Headcount Enrollment</b>	<b>87,447</b>		<b>Total Grants, Loans, &amp; Work Study</b>	<b>\$635,468,708</b>	
<b>Fall 2016 Total Undergraduate Headcount</b>	<b>103,086</b>				


  
 (http://www.ohe.state.mn.us)

GET READY! (HTTP://WWW.GETREADY.STATE.MN.US) MN COLLEGE SAVINGS PLAN (HTTP://WWW.MNSAVES.ORG)

SELF LOAN (HTTP://WWW.SELFLOAN.STATE.MN.US) SELF REFI (HTTP://WWW.SELFREFI.STATE.MN.US)



# Search Financial Aid Awarded to Undergraduates at Minnesota Institutions

## Minnesota State Universities

Grant & Scholarship Programs	Aid year 2015-2016 Amount	Number of Undergrad Recipients	Loan Programs	Aid year 2015-2016 Amount	Number of Undergrad Recipients
MN State Grant Program	\$28,998,900	14,653	MN SELF Loans	\$12,369,533	1,804
MN GI Bill	\$402,322	260	Federal Direct Stafford Loans—Subsidized	\$100,034,575	25,058
MN Indian Scholarships	\$607,623	179	Federal Direct Stafford Loans—Unsubsidized	\$118,113,279	27,773
MN Post-Secondary Child Care	\$408,400	169	Federal Perkins Loans	\$3,871,369	1,758
MN Safety Officer Survivor	Supressed	<10	Federal PLUS Loans	\$14,610,601	1,624
Local and State Agency Grants	\$4,260,912		Federal Agency Loans	\$0	
Federal Pell Grants	\$68,503,666	19,168	Institution Awarded Loans	\$0	
Federal SEOG Awards	\$3,117,997	4,696	Private Loans	\$34,555,278	
Federal Agency Grants	\$958,303		Other Loans	\$5,301,012	
Institution Grants	\$27,148,655		<b>Total Loans</b>	<b>\$288,855,647</b>	
Institution Tuition Discounts	\$2,131,237	705			
			<b>Student Earnings from Work-Study Jobs:</b>	<b>Aid year 2015-2016 Amount</b>	<b>Number of Undergrad Recipients</b>
Private Grants	\$14,872,251		MN State Work-Study Program	\$3,122,145	1,717
Other Grants	\$0		Federal State Work-Study Program	\$3,096,077	1,502
<b>Total Grants</b>	<b>\$151,427,037</b>		<b>Total Work-Study Earnings</b>	<b>\$6,218,222</b>	
<b>Fall 2016 Minnesota Resident Undergraduate Headcount Enrollment</b>	<b>39,193</b>		<b>Total Grants, Loans, &amp; Work Study</b>	<b>\$446,500,906</b>	
<b>Fall 2016 Total Undergraduate Headcount</b>	<b>50,827</b>				

  
(<http://www.ohe.state.mn.us>)

GET READY! ([HTTP://WWW.GETREADY.STATE.MN.US](http://www.getready.state.mn.us)) MN COLLEGE SAVINGS PLAN ([HTTP://WWW.MNSAVES.ORG](http://www.mnsaves.org))

SELF LOAN ([HTTP://WWW.SELFLOAN.STATE.MN.US](http://www.selfloan.state.mn.us)) SELF REFI ([HTTP://WWW.SELFREFI.STATE.MN.US](http://www.selfrefi.state.mn.us))



# Search Financial Aid Awarded to Undergraduates at Minnesota Institutions

## Private For-Profit Institutions

Grant & Scholarship Programs	Aid year 2015-2016 Amount	Number of Undergrad Recipients	Loan Programs	Aid year 2015-2016 Amount	Number of Undergrad Recipients
MN State Grant Program	\$9,981,200	6,402	MN SELF Loans	\$7,161,545	1,176
MN GI Bill	\$125,385	69	Federal Direct Stafford Loans—Subsidized	\$33,149,093	10,516
MN Indian Scholarships	\$153,654	49	Federal Direct Stafford Loans—Unsubsidized	\$42,880,011	11,190
MN Post-Secondary Child Care	\$380,921	186	Federal Perkins Loans	\$239,816	87
MN Safety Officer Survivor	\$0	0	Federal PLUS Loans	\$5,855,257	584
Local and State Agency Grants	\$620,388		Federal Agency Loans	\$411,824	
Federal Pell Grants	\$25,910,718	8,514	Institution Awarded Loans	\$137,250	
Federal SEOG Awards	\$1,016,183	1,690	Private Loans	\$8,549,671	
Federal Agency Grants	\$1,430,952		Other Loans	\$22,500	
Institution Grants	\$10,568,388		<b>Total Loans</b>	<b>\$98,406,967</b>	
Institution Tuition Discounts	\$770,781	305	<b>Student Earnings from Work-Study Jobs:</b>	<b>Aid year 2015-2016 Amount</b>	<b>Number of Undergrad Recipients</b>
Private Grants	\$1,478,471		MN State Work-Study Program	\$313,517	156
Other Grants	\$865,521		Federal State Work-Study Program	\$1,264,615	482
<b>Total Grants</b>	<b>\$53,302,562</b>		<b>Total Work-Study Earnings</b>	<b>\$1,578,132</b>	
<b>Fall 2016 Minnesota Resident Undergraduate Headcount Enrollment</b>	<b>12,261</b>		<b>Total Grants, Loans, &amp; Work Study</b>	<b>\$153,287,661</b>	
<b>Fall 2016 Total Undergraduate Headcount</b>	<b>21,784</b>				



  
(<http://www.ohe.state.mn.us>)

GET READY! ([HTTP://WWW.GETREADY.STATE.MN.US](http://www.getready.state.mn.us)) MN COLLEGE SAVINGS PLAN ([HTTP://WWW.MNSAVES.ORG](http://www.mnsaves.org))

SELF LOAN ([HTTP://WWW.SELFLOAN.STATE.MN.US](http://www.selfloan.state.mn.us)) SELF REFI ([HTTP://WWW.SELFREFI.STATE.MN.US](http://www.selfrefi.state.mn.us))



# Search Financial Aid Awarded to Undergraduates at Minnesota Institutions

## Private Not-for-Profit Institutions

Grant & Scholarship Programs	Aid year 2015-2016 Amount	Number of Undergrad Recipients	Loan Programs	Aid year 2015-2016 Amount	Number of Undergrad Recipients
MN State Grant Program	\$54,350,100	12,961	MN SELF Loans	\$15,709,369	1,663
MN GI Bill	\$527,044	282	Federal Direct Stafford Loans—Subsidized	\$101,097,114	24,589
MN Indian Scholarships	\$1,246,330	386	Federal Direct Stafford Loans—Unsubsidized	\$101,469,102	26,275
MN Post-Secondary Child Care	\$257,910	101	Federal Perkins Loans	\$11,334,045	4,813
MN Safety Officer Survivor	Supressed	<10	Federal PLUS Loans	\$51,766,998	3,744
Local and State Agency Grants	\$2,186,713		Federal Agency Loans	\$614,125	
Federal Pell Grants	\$57,185,449	14,939	Institution Awarded Loans	\$1,584,067	
Federal SEOG Awards	\$7,028,735	4,506	Private Loans	\$83,846,801	
Federal Agency Grants	\$3,032,637		Other Loans	\$0	
Institution Grants	\$631,836,744		<b>Total Loans</b>	<b>\$367,421,621</b>	
Institution Tuition Discounts	\$29,976,916	2,078			
			<b>Student Earnings from Work-Study Jobs:</b>	<b>Aid year 2015-2016 Amount</b>	<b>Number of Undergrad Recipients</b>
Private Grants	\$23,233,517		MN State Work-Study Program	\$3,724,470	3,265
Other Grants	\$190,215		Federal State Work-Study Program	\$10,980,750	6,290
<b>Total Grants</b>	<b>\$811,086,910</b>		<b>Total Work-Study Earnings</b>	<b>\$14,705,220</b>	<b>6,290</b>
					<b>MENU</b>
<b>Fall 2016 Minnesota Resident Undergraduate Headcount Enrollment</b>	<b>35,230</b>		<b>Total Grants, Loans, &amp; Work Study</b>	<b>\$1,193,213,751</b>	
<b>Fall 2016 Total Undergraduate Headcount</b>	<b>51,178</b>				

  
(<http://www.ohe.state.mn.us>)

GET READY! ([HTTP://WWW.GETREADY.STATE.MN.US](http://www.getready.state.mn.us)) MN COLLEGE SAVINGS PLAN ([HTTP://WWW.MNSAVES.ORG](http://www.mnsaves.org))

SELF LOAN ([HTTP://WWW.SELFLOAN.STATE.MN.US](http://www.selfloan.state.mn.us)) SELF REFI ([HTTP://WWW.SELFREFI.STATE.MN.US](http://www.selfrefi.state.mn.us))



# Search Financial Aid Awarded to Undergraduates at Minnesota Institutions

## University of Minnesota System

Grant & Scholarship Programs	Aid year 2015-2016 Amount	Number of Undergrad Recipients	Loan Programs	Aid year 2015-2016 Amount	Number of Undergrad Recipients
MN State Grant Program	\$47,403,900	10,759	MN SELF Loans	\$13,166,233	1,436
MN GI Bill	\$158,495	94	Federal Direct Stafford Loans—Subsidized	\$62,713,783	16,086
MN Indian Scholarships	\$301,959	72	Federal Direct Stafford Loans—Unsubsidized	\$74,728,826	18,384
MN Post-Secondary Child Care	\$89,234	40	Federal Perkins Loans	\$5,719,595	2,486
MN Safety Officer Survivor	Supressed	<10	Federal PLUS Loans	\$58,330,177	5,077
Local and State Agency Grants	\$243,389		Federal Agency Loans	\$240,531	
Federal Pell Grants	\$42,179,121	10,642	Institution Awarded Loans	\$2,419,816	
Federal SEOG Awards	\$4,214,434	8,067	Private Loans	\$32,676,846	
Federal Agency Grants	\$438,833		Other Loans	\$0	
Institution Grants	\$94,876,041		<b>Total Loans</b>	<b>\$249,995,807</b>	
Institution Tuition Discounts	\$22,426,867	3,274	<b>Student Earnings from Work-Study Jobs:</b>	<b>Aid year 2015-2016 Amount</b>	<b>Number of Undergrad Recipients</b>
Private Grants	\$12,622,987		MN State Work-Study Program	\$2,793,799	2,397
Other Grants	\$0		Federal State Work-Study Program	\$2,827,479	1,674
<b>Total Grants</b>	<b>\$224,961,356</b>		<b>Total Work-Study Earnings</b>	<b>\$5,621,278</b>	
<b>Fall 2016 Minnesota Resident Undergraduate Headcount Enrollment</b>	<b>31,969</b>		<b>Total Grants, Loans, &amp; Work Study</b>	<b>\$480,578,440</b>	
<b>Fall 2016 Total Undergraduate Headcount</b>	<b>45,441</b>				

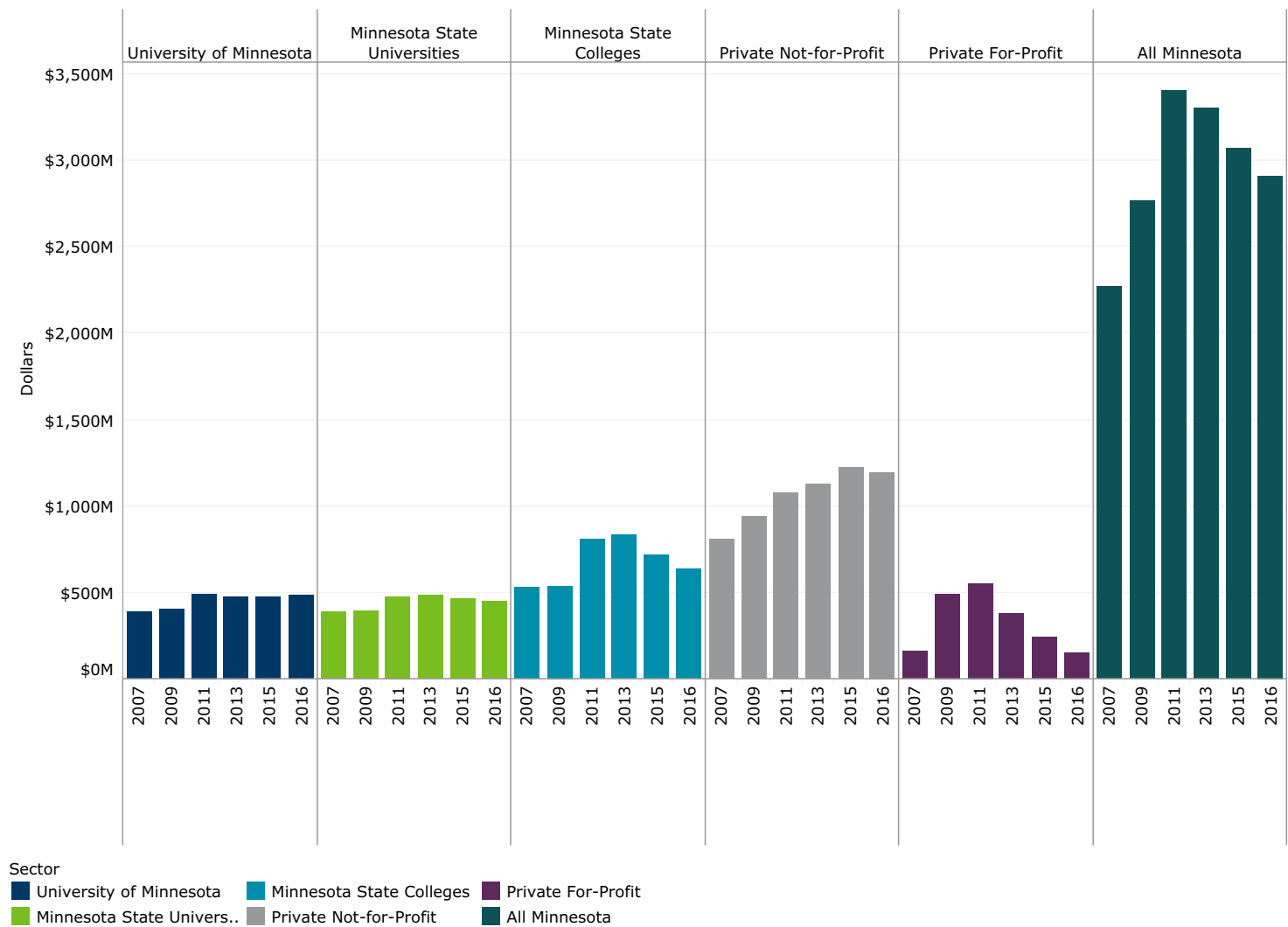
MENU 



# Financial Aid and Enrollment

Total Aid by Sector	Enrollment vs. Total Aid by Sector
---------------------	------------------------------------

## Total Financial Aid by Institution Sector over Time (2007-2016)

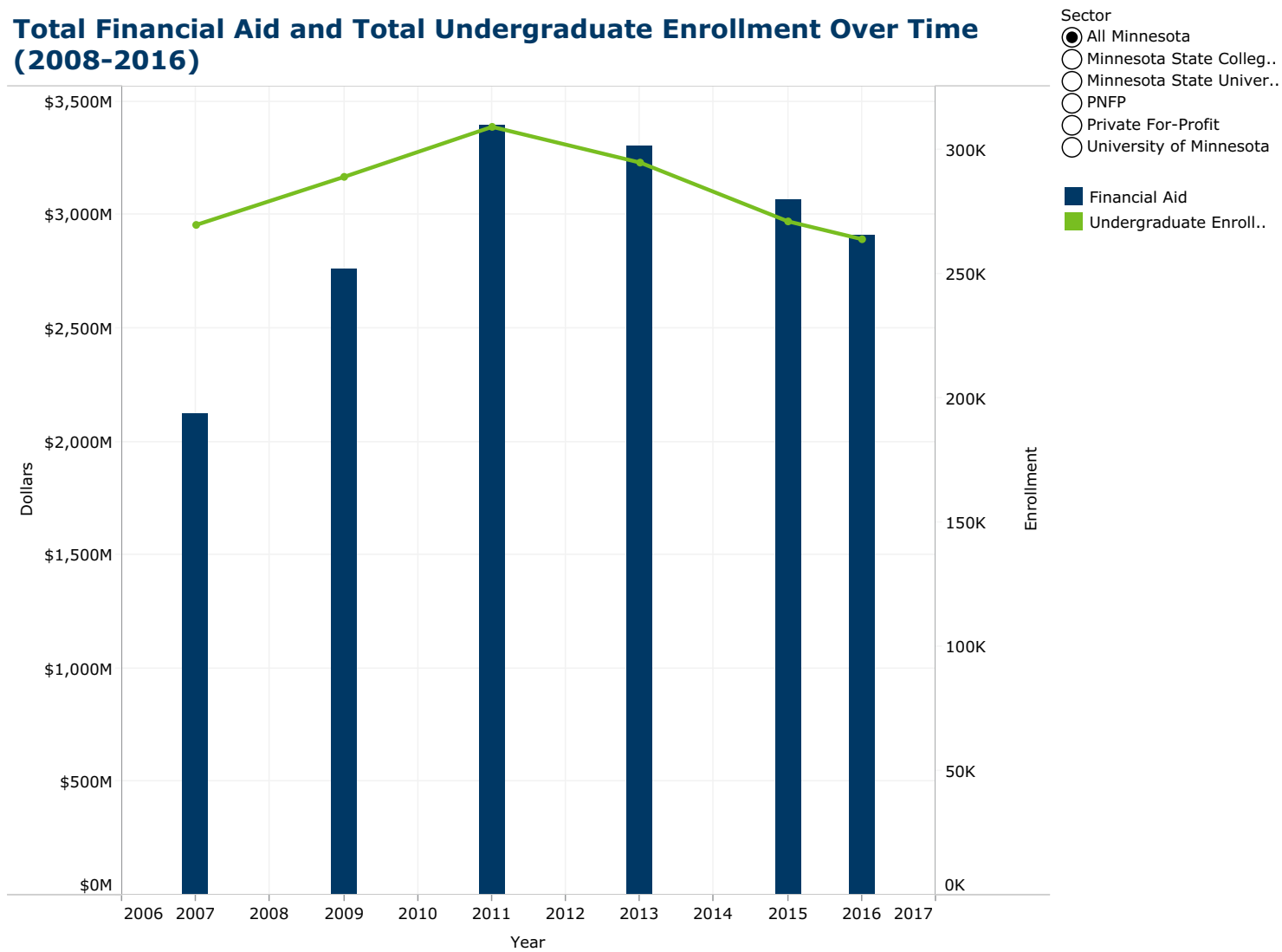


Source: Minnesota Office of Higher Education

# Financial Aid and Enrollment

Total Aid by Sector	Enrollment vs. Total Aid by Sector
---------------------	------------------------------------

**Total Financial Aid and Total Undergraduate Enrollment Over Time (2008-2016)**



Source: Minnesota Office of Higher Education

## Grants and Scholarships Stable in 2016

While total aid declined, total awarded undergraduate grants and scholarships remained stable. Changes in grant amounts awarded over time vary by institution.

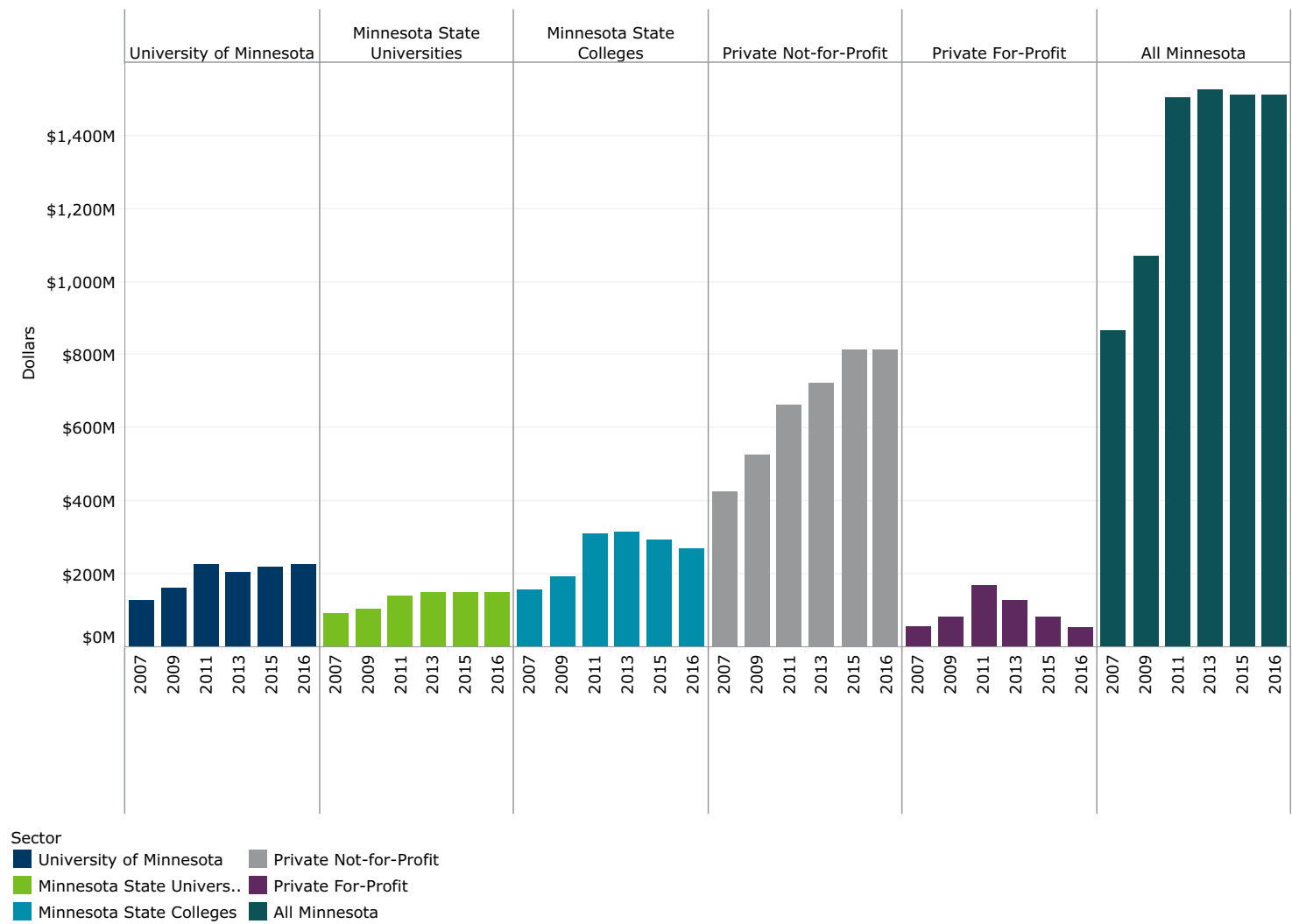
- Students' grant aid from all sources at Minnesota State Colleges decreased in 2016 (\$268 million) as compared to 2011 (\$310 million).
- Grant aid at Minnesota State Universities decreased to \$151 million.
- Total University of Minnesota grant aid (\$225 million in 2016) remained unchanged (\$225 million in 2011).
- Grant aid increased at private-not-for-profit institutions to \$811 million in 2016 as compared to \$660 in 2011.
- Grant aid to students at private for-profit institutions decreased in 2016 (\$53 million) as compared to 2011 (\$167 million).

# Grants and Scholarships

Trends by Sector

Grants by Type

## Total Grants and Scholarships by Institution Sector over Time (2007-2016)



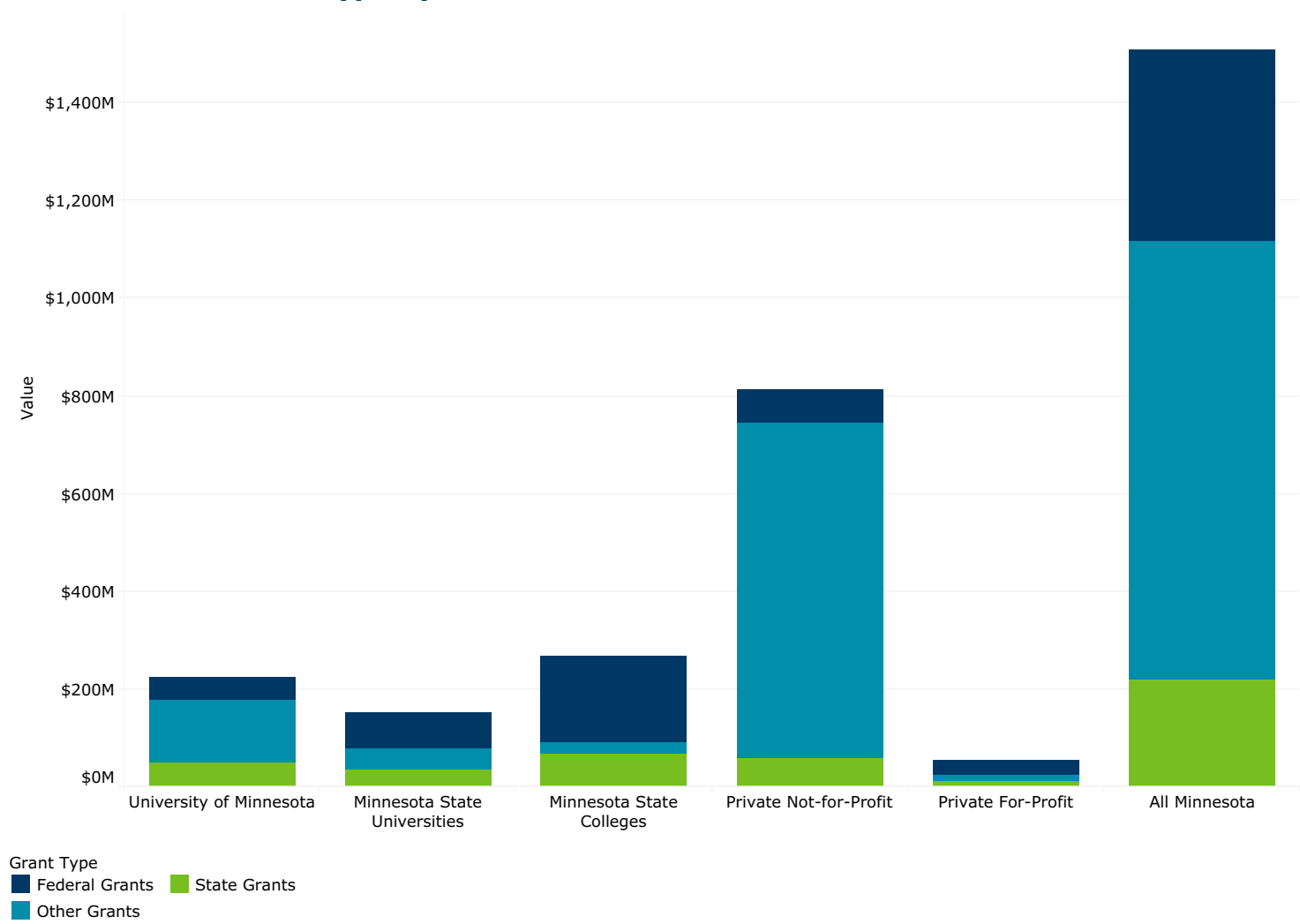
Source: Minnesota Office of Higher Education

# Grants and Scholarships

Trends by Sector

Grants by Type

## Breakdown of Grant Type by Sector



Source: Minnesota Office of Higher Education

## Loan Volume Declined in 2016

Total loans awarded declined to \$1.36 billion in 2016. This was compared to \$1.850 billion in 2011, a year in which enrollments increased significantly and Minnesota experienced an economic recession. The decline in loan volume can largely be attributed to declines in student loans at private for-profit institutions.

When analyzed by institution sector, all sectors experienced declines in total loans. Students borrowed the following loan aid:

- \$358 million at Minnesota State Colleges.
- \$289 million at Minnesota State Universities.
- \$250 million at the University of Minnesota.
- \$367 million at private not-for-profit institutions.
- \$98 million at private for-profit institutions.

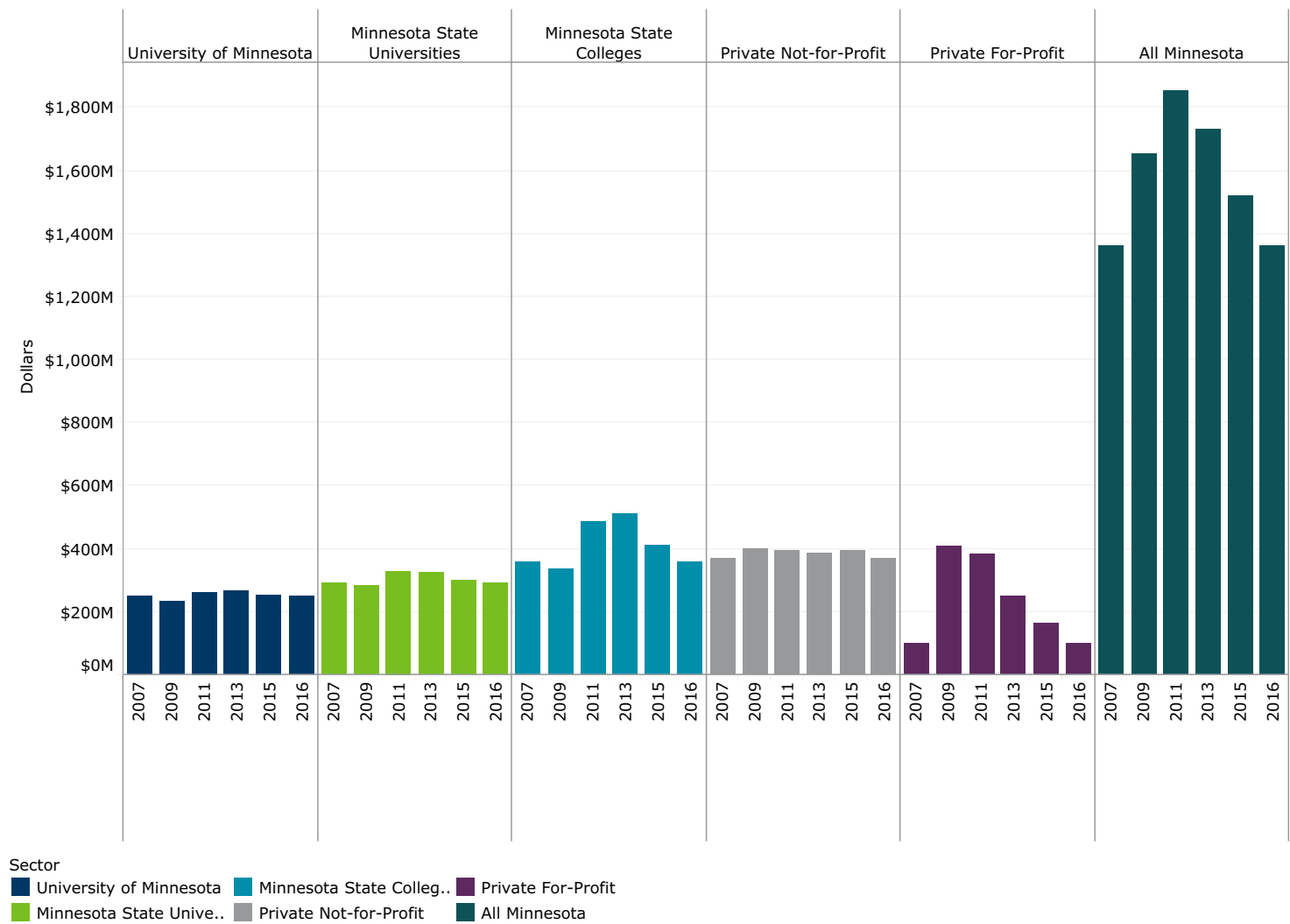


# Loans

Trends by Sector

By Loan Type

Total Loans by Institution Sector over Time (2007-2016)



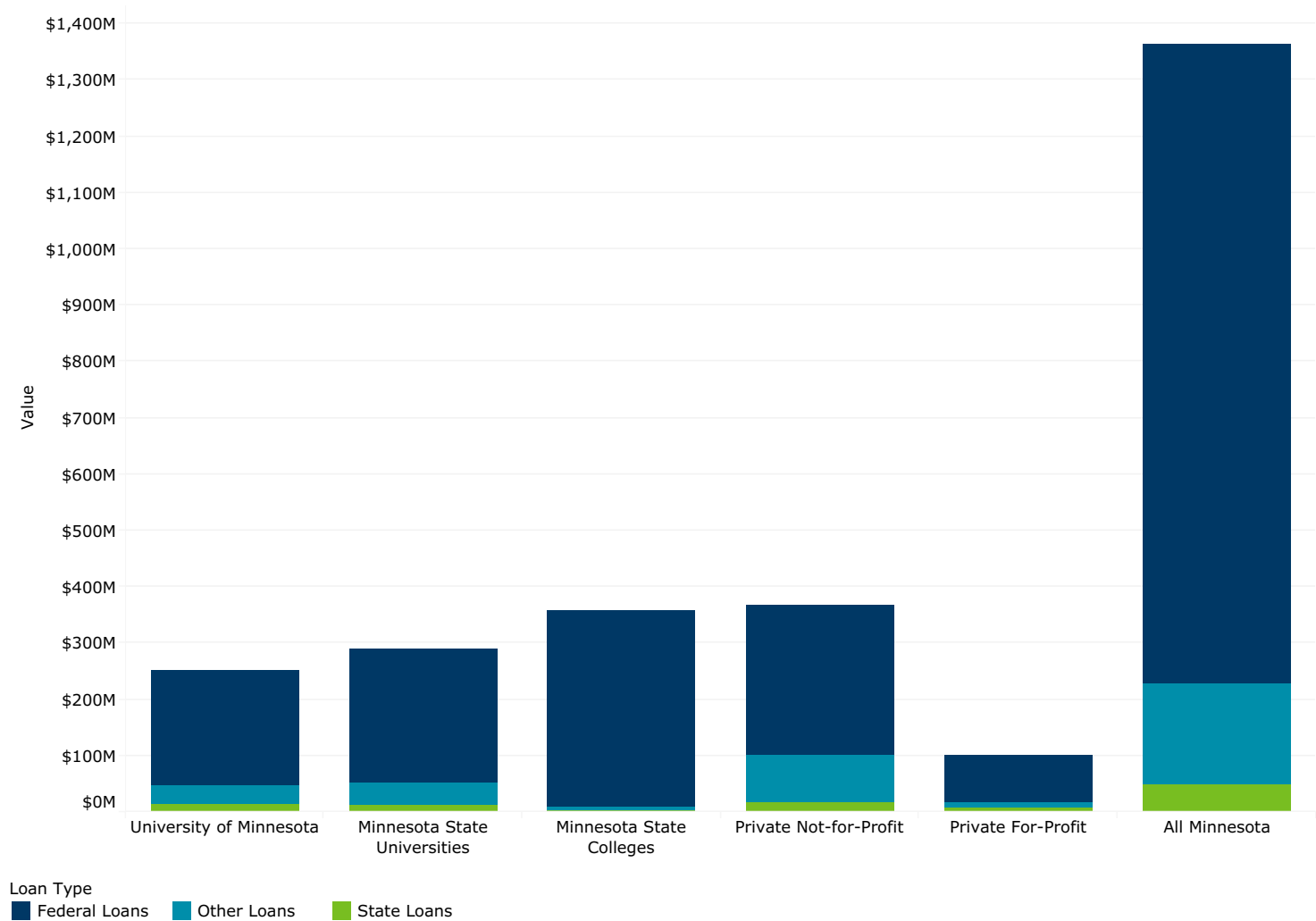
Source: Minnesota Office of Higher Education

# Loans

Trends by Sector

By Loan Type

## Breakdown of Loan Type by Sector



Source: Minnesota Office of Higher Education

## Work Study Funding Declines Slightly

Students received \$37 million in work study aid in 2016 as compared to a high of \$47.6 million in 2013 in part to spending by the federal government.

When analyzed by institution sector, work study aid declined in all sectors, except private for-profit institutions. Students received the following work study aid:

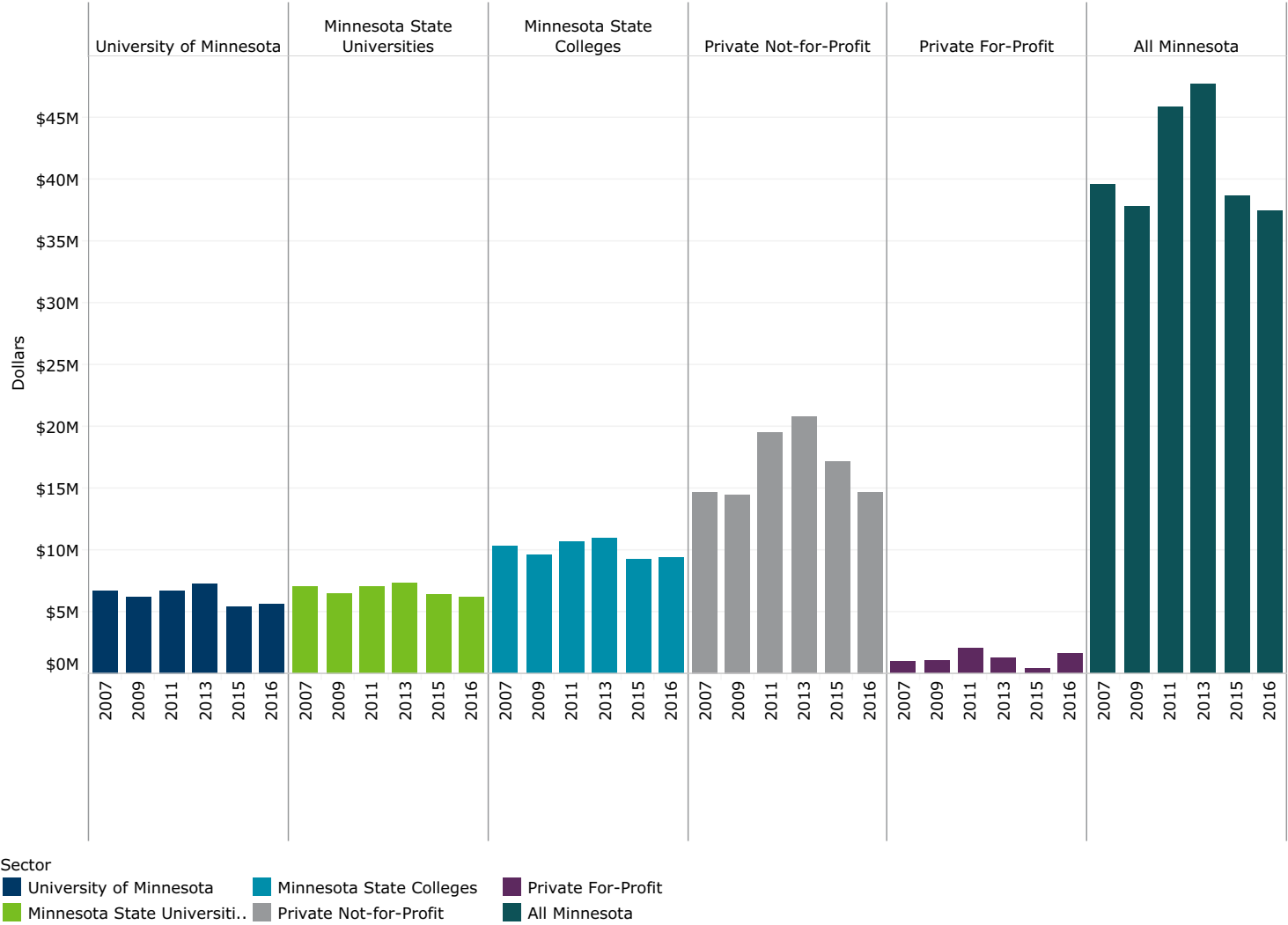
- \$9.3 million at Minnesota State Colleges.
- \$6.2 million at Minnesota State Universities.
- \$5.6 million at the University of Minnesota.
- \$14.7 million at private not-for-profit institutions.
- \$1.6 million at private for-profit institutions.

# Work Study Aid

Trends by Sector

Work Study Aid by Type

Total Work Study Aid by Institution Sector over Time (2007-2006)

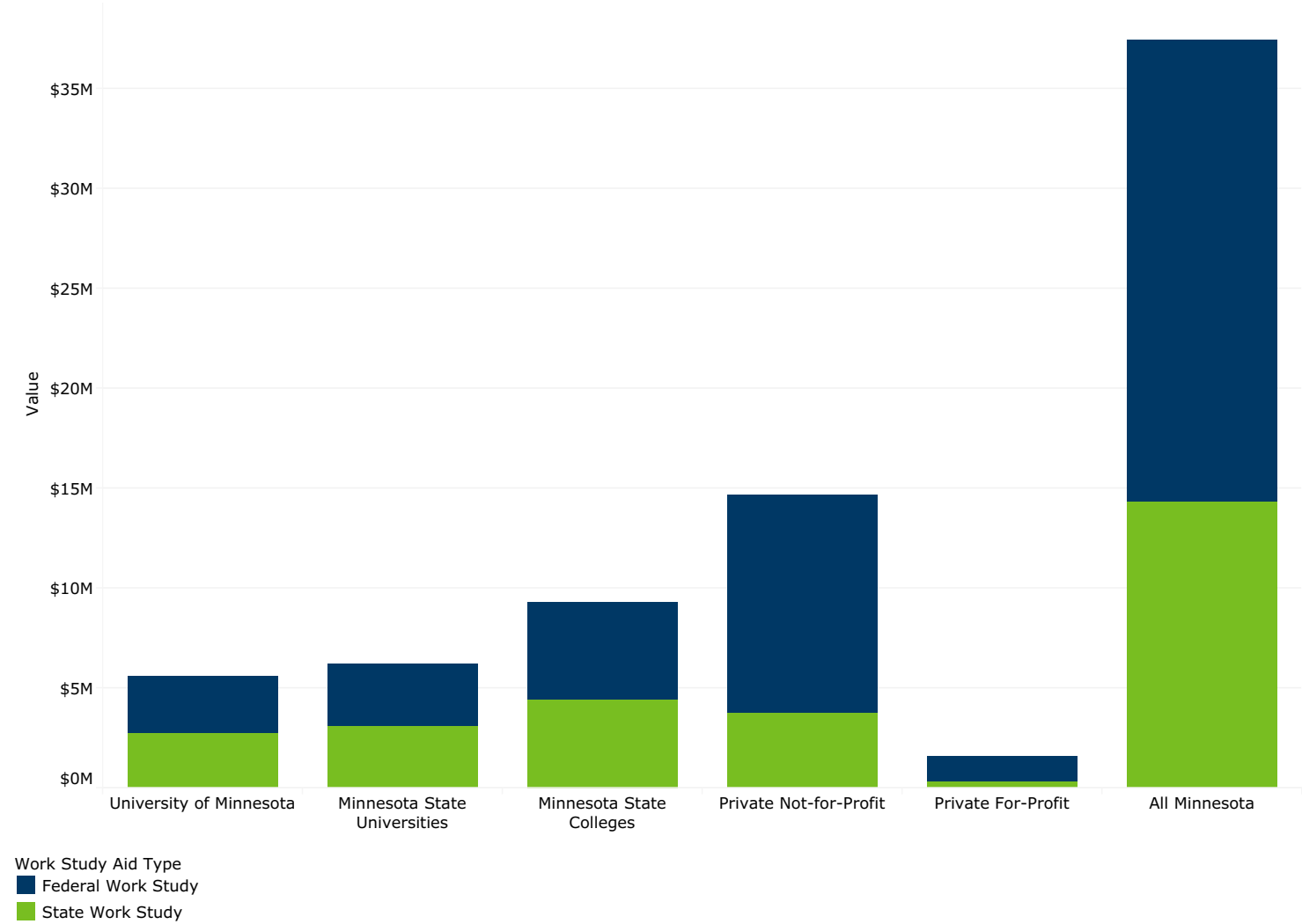


Source: Minnesota Office of Higher Education

# Work Study Aid

Trends by Sector	Work Study Aid by Type
------------------	------------------------

Breakdown of Work Study Aid Type by Sector



Source: Minnesota Office of Higher Education

## Financial Aid Awarded to Undergraduates at Minnesota Institutions

### Source of Aid

	2005	2007	2009	2011	2013	2015	2016
Federal Government	\$1,014,026,092	\$1,112,702,833	\$1,653,086,861	\$2,206,712,012	\$2,047,586,989	\$1,763,444,285	\$1,547,737,707
State of Minnesota	\$287,532,060	\$324,634,094	\$307,773,684	\$387,428,358	\$279,183,419	\$275,265,745	\$283,085,008
Postsecondary Institutions	\$370,755,989	\$420,973,102	\$541,866,453	\$663,163,566	\$737,102,530	\$786,374,386	\$829,529,612
Private and Other Sources	\$197,398,151	\$265,969,582	\$260,504,758	\$240,384,582	\$239,687,859	\$239,519,421	\$242,547,720
<b>Total</b>	<b>\$1,869,712,292</b>	<b>\$2,124,279,612</b>	<b>\$2,763,231,756</b>	<b>\$3,397,688,518</b>	<b>\$3,303,560,796</b>	<b>\$3,064,603,837</b>	<b>\$2,902,900,047</b>

### Type of Aid

	2005	2007	2009	2011	2013	2015	2016
Grants from All Sources	\$781,903,077	\$864,343,958	\$1,071,431,191	\$1,501,752,297	\$1,523,443,150	\$1,507,712,055	\$1,505,064,494
Loans to Students	\$949,349,799	\$1,079,720,410	\$1,535,387,297	\$1,689,031,977	\$1,592,550,278	\$1,383,568,392	\$1,226,733,841
Loans to Parents	\$99,855,268	\$140,599,912	\$118,704,439	\$161,056,571	\$139,959,733	\$134,682,764	\$133,671,947
Student Earnings from Work Study Jobs	\$38,604,148	\$39,615,331	\$37,708,832	\$45,847,673	\$47,607,185	\$38,640,626	\$37,429,765
<b>Total</b>	<b>\$1,869,712,292</b>	<b>\$2,124,279,612</b>	<b>\$2,763,231,759</b>	<b>\$3,397,688,518</b>	<b>\$3,303,560,796</b>	<b>\$3,064,603,837</b>	<b>\$2,902,900,047</b>

Source: Office of Higher Education, Financial Aid Awarded Survey



## Federal Aid Awarded to Minnesota Undergraduates

### Amount of Aid

Program	FY 2005	FY 2007	FY 2009	FY 2011	FY 2013	FY 2015	FY 2016
Federal Pell Grants	\$179,390,808	\$178,788,009	\$263,967,345	\$512,664,048	\$481,335,035	\$410,508,355	\$363,780,632
Federal SEOG Grants	\$20,925,222	\$20,628,628	\$20,622,242	\$21,197,558	\$20,926,183	\$19,346,264	\$19,058,427
Federal Academic Competitiveness Grants		\$4,610,573	\$6,507,744	\$10,380,323	\$0	\$0	\$0
Federal SMART Grants		\$3,451,522	\$3,210,231	\$7,961,670	\$0	\$0	\$0
Other Federal Agency Grants	\$5,968,998	\$5,169,468	\$6,698,234	\$21,776,982	\$18,501,528	\$7,719,386	\$6,361,439
Federal Stafford Subsidized Loans	\$273,892,454	\$295,998,660	\$410,797,996	\$685,332,255	\$643,552,870	\$525,479,384	\$454,353,446
Federal Stafford Unsubsidized Loans	\$210,325,683	\$246,983,899	\$477,385,787	\$742,323,243	\$692,966,605	\$616,096,314	\$524,764,200
Federal Perkins Loans	\$31,610,579	\$27,411,830	\$15,763,483	\$17,196,684	\$20,905,261	\$24,409,256	\$21,424,992
Federal PLUS	\$99,855,268	\$140,599,912	\$118,704,439	\$161,056,571	\$139,959,733	\$134,682,764	\$133,671,947
Other Federal Agency Loans	\$771,672	\$1,181,971	\$633,304	\$574,045	\$2,052,121	\$1,771,529	\$1,266,480
Federal Work-Study	\$20,548,458	\$19,580,563	\$20,156,879	\$26,248,633	\$27,387,653	\$23,431,033	\$23,056,144
<b>Totals</b>	<b>\$1,014,026,092</b>	<b>\$1,112,702,833</b>	<b>\$1,653,086,861</b>	<b>\$2,206,712,012</b>	<b>\$2,047,586,989</b>	<b>\$1,763,444,285</b>	<b>\$1,547,737,707</b>

Source: Office of Higher Education, Financial Aid Awarded Survey

## Number of Undergraduates Receiving Federal Aid

Program	FY 2005	FY 2007	FY 2009	FY 2011	FY 2013	FY 2015	FY 2016
Federal Pell Grants	81,816	80,366	98,691	153,295	151,399	122,841	107,874
Federal SEOG Grants	22,180	23,433	23,795	33,094	31,056	27,066	26,946
Federal Academic Competitiveness Grants		5,731	8,207	13,486	0	0	0
Federal SMART Grants		1,067	1,043	2,605	0	0	0
Federal Stafford Subsidized Loans	92,989	99,638	113,588	184,940	180,510	142,083	122,884
Federal Stafford Unsubsidized Loans	65,360	73,597	113,648	191,127	184,899	146,771	129,721
Federal Perkins Loans	13,835	11,900	7,506	9,447	10,167	11,521	9,259
Federal PLUS	13,503	19,204	13,238	16,226	14,598	11,900	11,522
Federal Work-Study	16,047	12,788	12,731	14,971	15,167	12,725	12,567
Total Students	<b>305,730</b>	<b>327,724</b>	<b>392,447</b>	<b>619,191</b>	<b>587,796</b>	<b>474,907</b>	<b>420,773</b>

Source: Office of Higher Education, Financial Aid Awarded Survey