




BOARD OF ARCHITECTURE ■ ENGINEERING  
LAND SURVEYING ■ LANDSCAPE ARCHITECTURE  
GEOSCIENCE ■ INTERIOR DESIGN



# Biennial Report 2016-2018



Submitted to the Governor and Minnesota State Legislature in  
compliance with Minnesota Statute Section 214.07 Subdivision 1

# Table of Contents

---

Executive Summary	6
About the Board	6
Mission	6
Board Membership	6
Committees	6
Sections	7
Board Meetings	7
Examinations	7
Licensure, Certification and Renewals	7
Verifications of Examination and Licensure	7
Continuing Education and Audits	8
Enforcement	8
Budget	8
Strategic Planning	8
Outreach	9
National Councils	9
Board Members	10
Board Staff	12
Budget	13
Revenue	13
Appropriations	13
Licensure and Certification	14
Fiscal Year 2017	14
Fiscal Year 2018	14
Rule Writing	15
Comprehensive Changes – R-04374	15
Rules of Professional Conduct – R-04449	15
Direct Registration – R-04547	15
Examinations	16
Architect Registration Exam	17
Requirements for Admission to Exam	17
Application Statistics (FY17 and FY18)	17
Examination Pass Rates (FY17 and FY18)	17

Architect Licensure _____	18
Requirements for Licensure _____	18
Initial Architect Licenses Issued (FY17 and FY18) _____	18
Trends in Architect Licensure _____	18
Architect Licensure by Comity _____	19
Requirements for Licensure _____	19
Architect Applications by Comity _____	19
Architect Licenses Issued by Comity (License fee paid during biennium) _____	19
Fundamentals of Engineering _____	20
Requirements for Admission to Exam _____	20
Application Statistics (FY17 and FY18) _____	20
Examination Applicants' State of Residency _____	20
Fundamentals of Engineering _____	21
Examination Statistics _____	21
Examination Results – Minnesota Residents _____	21
Examination Results – Non-Minnesota Residents _____	21
Principles and Practice of Engineering _____	22
Requirements for Admission to Exam _____	22
Application Statistics (FY17 and FY18): _____	22
Principles and Practice of Engineering _____	23
Examination Statistics (FY17 and FY18) _____	23
Paper-and-Pencil Examinations (FY17 and FY18): _____	23
Computer-Based Examinations (FY18): _____	23
Professional Engineer Licensure _____	24
EEE Statistics (FY17 and FY18)* _____	24
Comity Statistics (FY17 and FY18)* _____	24
Professional Engineer Licensure _____	25
Comity/EEE Applicants' State of Residency* _____	25
Fundamentals of Surveying _____	26
Requirements for Admission to Exam _____	26
Application Statistics (FY17 and FY18)* _____	26
Examination Applicants' State of Residency _____	26
Examination Statistics (Exams taken during FY17 and FY18) _____	26

Principles and Practice of Surveying _____	27
Requirements for Admission to Exam _____	27
Application Statistics (FY17 and FY18)* _____	27
Examination Results (Exams taken during FY17 and FY18)** _____	27
Minnesota Land Surveying Exam _____	28
Requirements for Admission to Exam _____	28
Examinees' States of Residency _____	28
Examination Dates (FY17 and FY18) _____	28
Examination Results* _____	28
Land Surveyor Licensure _____	29
Comity Application Statistics (FY17 and FY18)* _____	29
Comity Applicants' States of Residence _____	29
Licenses Issued During the Biennium _____	29
Landscape Architect Initial Licensure _____	30
Requirements for Licensure _____	30
Initial Licensure Statistics (FY17 and FY18) _____	30
Landscape Architect License by Comity _____	31
Requirements for Licensure _____	31
Application Statistics (FY17 and FY18) _____	31
Fundamentals of Geology _____	32
Requirements for Admission to Exam _____	32
Application Statistics (FY17 and FY18) _____	32
Examination Applicants' State of Residency _____	32
Fundamentals of Geology _____	33
Examination Dates (FY17 and FY18) _____	33
Examination Results _____	33
Practice of Geology _____	34
Requirements for Admission to Exam _____	34
Applicants' State of Residency _____	34
Application Statistics (FY17 and FY18) _____	34
Professional Geology Licensure by Comity _____	35
Requirements for Licensure _____	35
Statistics (FY17 and FY18) _____	35
Applicants' State of Residency _____	35
Applicant Information _____	35



Fundamentals of Soil Science _____	36
Requirements for Admission to Exam _____	36
Application Statistics (FY17 and FY18) _____	36
Examination Results _____	36
Professional Practice of Soil Science _____	37
Requirements for Admission to Exam _____	37
Statistics (FY17 and FY18) _____	37
Requirements for Licensure _____	37
Statistics (FY17 and FY18) _____	37
Certified Interior Design – Initial Certification _____	38
Requirements for Certification _____	38
Certification Statistics (FY17 and FY18) _____	38
Certified Interior Design by Comity _____	39
Requirements for Certification _____	39
Certification Statistics (FY17 and FY18) _____	39
Enforcement _____	40
Complaints Opened _____	40
Complaints Resolved _____	40
Public Orders Issued _____	41
Public Orders Issued _____	42
Public Orders Issued _____	43
Appendix - Architecture _____	44
Appendix - Engineering _____	51
Fundamentals of Engineering _____	51
Engineer-In-Training _____	52
Professional Engineering _____	54
Appendix – Land Surveying _____	66
Fundamentals of Surveying _____	66
Land Surveyor-In-Training _____	67
Professional Surveying _____	67
Appendix – Geology _____	70
Fundamentals of Geology _____	70
Geologist-In-Training _____	71

# Executive Summary

---



## About the Board

The Board was created in 1921 to regulate the practice of architecture, professional engineering and land surveying. In 1976, the practice of landscape architecture was added to the Board's jurisdiction. The title act for Certified Interior Design in 1992 and the practice of geology and soil science (geoscience) in 1995 were added to the Board.

## Mission

The Board regulates the professions and enforces the statutes and rules in order to protect the health, safety and welfare of the public. We ensure that individuals meet the education, examination and experience standards for licensure or certification and maintain their records in good standing. We take disciplinary action against those who violate the statutes, rules and standards governing the practice of the professions.

## Board Membership

The full Board consist of 21 members appointed by the Governor to four-year terms.

- 5 public members
- 3 architects
- 5 professional engineers
- 2 land surveyors
- 2 landscape architects
- 1 professional geologist
- 1 professional soil scientist
- 2 certified interior designers

## Committees

Committee work keeps issues moving in a timely and efficient manner. Each member serves on one of the following committees:

- **Credentialing Committee:** Licensure/certification and examination issues, continuing education, outreach
- **Complaint Committee:** Enforcement of statutes and rules
- **Rules Committee:** Amendments to statutes and rules

# Executive Summary

---

## Sections

Board members are also divided into Sections which meet to discuss issues pertinent to the professions in that Section.

- Architects, Landscape Architects and Certified Interior Designers (ALACID)
- Professional Engineers, Land Surveyors and Geoscientists (ELSGEO)
- Public members are divided between the two Sections

The full Board ratifies all actions recommended by the Committees and Sections.

## Board Meetings

The full Board meets approximately once every two months to conduct business. Board, Committee and Section meetings are open to the public. Complaint Committee meetings are closed. The meeting schedule is set for the upcoming year each fall and is posted on the Board's website. Meeting minutes are posted on the website after they are approved by the Board.

Number of Meetings Held	
Full Board	12
Credentialing Committee	8
Rules Committee	7
Complaint Committee	15
Executive Committee	12
ALACID Section	10
ELSGEO Section	11

## Examinations

The Board evaluates the credentials of applicants for examination by identifying those who meet the education and experience requirements set forth in statute and rule. In FY17 and FY18, the Board evaluated 3,257 applications to take an examination. Applicants for landscape architecture and certified interior design examinations apply directly to their respective national councils for approval to take their exams. Those individuals apply to the Board for licensure or certification following successful completion of the examination.

## Licensure, Certification and Renewals

During the FY17 and FY18 reporting period, the Board evaluated 1,557 applications for licensure or certification by comity or education, examination, and experience (EEE). The combined licenses and certificates issued by these means plus those issued after successful examination totaled 2,378. All licenses and certificates expire on June 30 of even-numbered years. In May and June of 2018, the Board renewed 18,460 licenses and certificates for the period of July 1, 2018 through June 30, 2020.

## Verifications of Examination and Licensure

The Board staff processed 3,926 verification requests from examinees, licensees and certificate holders during the biennium. The verifications include examination results, licensure history and disciplinary action and are sent to other states or the national councils on behalf of the individual requesting verification.

# Executive Summary

---

## Continuing Education and Audits

Licensees and certificate holders are required to complete and report 24 hours of continuing education every two years, including two hours in professional ethics. Individuals complete an affidavit with their application for license/certificate renewal affirming completion of the continuing education. The Board conducts random audits and requires selected individuals to substantiate the number of hours they reported by submitting documentation of their courses and activities. Disciplinary action may be taken against those found to have falsely reported continuing education. The Board audited the continuing education of approximately 200 licensees and certificate holders plus 1/3 of the Board members in the fall of 2016. Three licenses were suspended for failure to substantiate reported continuing education and three were reprimanded for making material false statements on a renewal application and failure to substantiate continuing education.

## Enforcement

The Board investigated and closed 106 complaints alleging violations of the Board's statutes and rules and issued a total of 28 public orders. A total of 109 new complaints were opened during FY17 and FY18.



## Budget

Application and licensure fees are set by the Legislature to cover the Board's direct and indirect costs. The Board collects these fees and deposits them into the state's General Fund. The biennial budget is comprised of legislative appropriations from the General Fund.

## Strategic Planning

This biennium, the Board continued its focus on the three strategies that were identified during its strategic planning sessions in 2015:

- Leveraging education, outreach, and technology to encourage licensure and improve the path to and through licensure;
- Increasing understanding and utilization of the enforcement program by licensees and the public; and
- Increasing Board proactivity and preparedness through education, technology, and diversity efforts.

In the last quarter of 2018, the Board will launch its online application system for examinations and licensure. Developing the technology for this system has been a major focus of the last two years. Additionally, the Board has made significant enhancements to its outreach materials. The Board is nearing the end of its three-year plan and will analyze and update its plan during the 2018-2020 biennium.

# Executive Summary

---

## Outreach

Board members and staff provide educational outreach to groups including: citizens, legislators, building officials, fire marshals, other state agencies, professional organizations, schools and national councils. Topics typically include the value of licensure and the process to become licensed, enforcement, and continuing education, and statute and rule updates. During FY17 and FY18, Board members and staff gave 22 presentations to interested parties.

The Board also publishes a newsletter which includes all enforcement actions, rulemaking activities, renewal information and other issues pertinent to the public and the professions. The Board's website is a valuable resource for finding information about the Board and its activities. Individuals may download applications for examination, licensure and certification, view disciplinary actions, file complaints, renew licenses and certificates and search for licensees and certificate holders.

Several new initiatives were launched during the biennium related to outreach including an opt-in email newsletter and social media communications.

## National Councils

The National Councils are organizations made up of member boards from each jurisdiction. Each Council develops, administers and scores the examinations used for licensure in the United States. Each examination question is developed and tested over several exam administrations to create valid and reliable, psychometrically defensible examinations. The Councils facilitate professional mobility and promote uniformity of the U.S. licensure processes and help protect the public health, safety and welfare by leading the regulation of the various professions.

The Minnesota Board is a voting member and active participant in each of these Councils:



# Board Members



**Nirmal Jain**  
Professional Engineer  
Maple Grove, MN

Appointed: 6-30-2014  
Reappointed: 7-23-2018  
Term Ends: 1-3-2022

**Board Chair**

FY 17 Committee: Credentialing  
FY 18 Committee: Complaint  
ELSGEO Section  
Total Hours: 278.25

During FY17 and FY18, Board members spent a total of **5,232 hours** on Board business including: attendance at Board meetings, review of applicant credentials, enforcement, education, legislation, and representing Minnesota on national committees.



**Meg Parsons**  
Architect  
Minneapolis, MN

Appointed: 3-9-2016  
Term Ends: 1-6-2020

**Board Vice Chair**

FY 17 Committee: Rules  
FY 18 Committee: Rules  
ALACID Section  
Total Hours: 302.75



**Robert Gunderson**  
Landscape Architect  
Burnsville, MN

Appointed: 6-25-2012  
Reappointed: 3-9-2016  
Term Ends: 1-6-2020

**Board Secretary**

FY 17 Committee: Complaint  
FY 18 Committee: Complaint  
ALACID Section  
Total Hours: 538



**Paul Vogel**  
Land Surveyor  
Duluth, MN

Appointed: 3-9-2016  
Term Ends: 1-6-2020

**Board Treasurer**

FY 17 Committee: Credentialing  
FY 18 Committee: Complaint  
ELSGEO Section  
Total Hours: 265.75



**Dennis Martenson**  
Professional Engineer  
Medina, MN

Appointed: 6-25-2012  
Reappointed: 3-17-2015  
Term Ends: 1-7-2019

**Immediate Past Chair**

FY 17 Committee: Rules  
FY 18 Committee: Rules  
ELSGEO Section  
Total Hours: 404.75



**Dave Blume**  
Professional Engineer  
Oakdale, MN

Appointed: 7-1-2017  
Term Ends: 1-4-2021

FY 18 Committee: Credentialing  
ELSGEO Section  
Total Hours: 94

*Replaced **Jim Grube** (104.75 hours)*



**Rachel Dwyer**  
Public Member  
Maple Grove, MN

Appointed: 7-1-2017  
Term Ends: 1-4-2021

FY 18 Committee: Credentialing  
ALACID Section  
Total Hours: 130

*Replaced **John Swanson** (10.25 hours)*



**Eric Friske, JD**  
Public Member  
Carver, MN

Appointed: 7-1-2017  
Term Ends: 1-4-2021

FY 18 Committee: Credentialing  
ALACID Section  
Total Hours: 33

*Replaced **Carl Peterson** (66.5 hours)*



**Terry Groshong**  
Architect  
Duluth, MN

Appointed: 6-30-2011  
Reappointed: 3-17-2015  
Term Ends: 1-7-2019

FY 17 Committee: Complaint  
FY 18 Committee: Complaint  
ALACID Section  
Total Hours: 412.75



**Darcy Hield**  
Certified Interior  
Designer  
Edina, MN

Appointed: 3-9-2016  
Term Ends: 1-6-2020

FY 17 Committee: Credentialing  
FY 18 Committee: Rules  
ALACID Section  
Total Hours: 109.5



# Board Members

---



**Wayne Hilbert**  
Architect  
Minneapolis, MN

Appointed: 4-7-2013  
Reappointed: 7-1-2017  
Term Ends: 1-4-2021

FY 17 Committee: Credentialing  
FY 18 Committee: Credentialing  
ALACID Section  
Total Hours: 417.5



**David Krech**  
Professional Engineer  
Duluth, MN

Appointed: 4-12-2010  
Reappointed: 6-30-2014  
Term Ends: 7-1-2018

FY 17 Committee: Credentialing  
FY 18 Committee: Credentialing  
ELSGEO Section  
Total Hours: 127.5



**William Kuretsky, JD**  
Public Member  
Minnetonka, MN

Appointed: 6-30-2011  
Reappointed: 3-7-2015  
Term Ends: 1-7-2019

FY 17 Committee: Rules  
FY 18 Committee: Rules  
ELSGEO Section  
Total Hours: 32.75



**Robin Mathews**  
Land Surveyor  
Pine City, MN

Appointed: 3-17-2015  
Resigned: 10-19-2017

FY 17 Committee: Complaint  
FY 18 Committee: Complaint  
ELSGEO Section  
Total Hours: 608.25



**Daniel Murphy**  
Professional Engineer  
Apple Valley, MN

Appointed: 6-25-2012  
Reappointed: 3-9-2016  
Term Ends: 1-6-2020

FY 17 Committee: Rules  
FY 18 Committee: Rules  
ELSGEO Section  
Total Hours: 274.25



**Marjorie Pitz**  
Landscape Architect  
St. Paul, MN

Appointed: 4-12-2010  
Reappointed: 6-30-2014  
Term Ends: 7-1-2018

FY 17 Committee: Rules  
FY 18 Committee: Rules  
ALACID Section  
Total Hours: 167



**Keith Rapp**  
Professional Geologist  
Woodbury, MN

Appointed: 3-17-2015  
Term Ends: 1-7-2019

FY 17 Committee: Credentialing  
FY 18 Committee: Complaint  
ELSGEO Section  
Total Hours: 167



**Claudia Reichert**  
Certified Interior  
Designer  
Minneapolis, MN

Appointed: 7-1-2017  
Term Ends: 1-4-2021

FY 18 Committee: Credentialing  
ALACID Section  
Total Hours: 78.5

*Replaced **Mary Deeg** (65.5 hours)*



**Jody Rooney**  
Public Member  
Stillwater, MN

Appointed: 7-1-2017  
Term Ends: 1-4-2021

FY 18 Committee: Rules  
ELSGEO Section  
Total Hours: 88

*Replaced **David Fisher** (78 hours)*



**David Stenseth, CPA**  
Public Member  
Rosemount, MN

Appointed: 7-3-2017  
Term Ends: 1-4-2021

FY 18 Committee: Rules  
ALACID Section  
Total Hours: 33.25

*Replaced **Tanya Digiovanni** (107 hours)*



**Robert Whitmyer**  
Professional Soil Scientist  
Rice Lake, MN

Appointed: 7-1-2017  
Term Ends: 1-4-2021

FY 18 Committee: Credentialing  
ELSGEO Section  
Total Hours: 132

*Replaced **Peter Miller** (105 hours)*

# Board Staff

The Board office operates with seven (7) employees who prepare applications for examination and licensure for Board member review, issue initial licenses and certificates, verify examination and licensure data, investigate complaints, and participate in legislative and rule writing initiatives. Every two years, the staff renews over 18,000 licenses and certificates in addition to their regular responsibilities.

Over the last two years, the following individuals have been employed by the Board:

NAME	JOB CLASSIFICATION	STATUS	DATES OF SERVICE	
			START	END
Doreen Johnson	Executive Director	.50	5-8-96	
Andrea Barker	State Program Administrator Supervisor Senior	.90	6-16-99	
Laurie Nistl	Office and Administrative Specialist Intermediate	FT	7-16-12	
Allison Desmond	Office and Administrative Specialist Intermediate	FT	8-5-14	
Leama Sather	Office and Administrative Specialist Intermediate	FT	11-20-14	
Susan Lick	Office and Administrative Specialist Intermediate	FT	11-2-15	
Matt Kaehler	State Program Administrator Intermediate	FT	2-26-18	
FORMER STAFF				
Michael Cavallo	Student Worker	TEMP	5-31-16	8-16-16
Madeline Reed	Student Worker	TEMP	6-1-16	8-5-16
Lynette DuFresne	State Program Administrator Intermediate	FT	2-6-06	6-13-17
Connor Jahnke	Student Worker	TEMP	5-15-17 12-18-17	8-7-17 1-5-18
Emily Grimm	State Program Administrator Intermediate	FT	9-6-17	12-26-17

# Budget

## Revenue

The Board generates non-dedicated receipts from collecting application, licensure, certification, renewal, and late fees.

The fees are set by the Legislature to cover the direct and indirect costs for the Board and are deposited in the State's General Fund. The Board also deposits all fines and civil penalties it collects into the General Fund.

## Appropriations

In order to conduct business, the Board receives legislative appropriations from the State's General Fund. Expenditures include administration, information technology, enforcement, outreach and education, and credentialing activities. At the end of the biennium, any unused appropriations are returned to the State's General Fund.

### ***Fiscal Year 2017***

*Revenue: \$797,482.90*

*Appropriations: \$794,000*

### ***Fiscal Year 2018***

*Revenue\*: \$2,193,861.63*

*Appropriations: \$799,000*

\*Revenue is significantly higher in Fiscal Year 2018 because licensees and certificate holders are required to renew by June 30 of even-numbered years.

### **Credentialing:**

- National Council membership and participation
- Board member expenses
- Examinations

### **Outreach/Education:**

- Public outreach
- Student outreach
- Communications (newsletters, website, etc.)

### **Enforcement:**

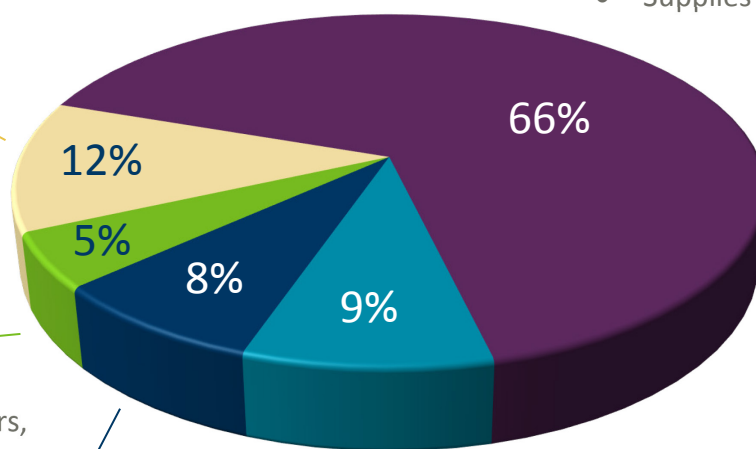
- Investigator salary
- Enforcement of regulated professions
- Statutes and rule modifications

### **Administration:**

- Staff salaries and expenses
- Office space
- Supplies and equipment

### **Information Technology:**

- Computer and system services
- Professional/Technical contracts
- Centralized IT services



# Licensure and Certification

The Board evaluates the credentials of applicants for initial licensure or certification to ensure that education, experience and examination requirements have been met. Additionally, every two years, the Board renews the licenses and certificates of those who submit an application for renewal and report that they have obtained the required 24 professional development hours, including 2 hours in professional ethics. All licenses and certificates expire on June 30 of even-numbered years. Applications for renewal received after July 1 are considered late and are assessed a late renewal fee.

## Fiscal Year 2017

### New Licenses Issued

- Architect: 250
- Professional Engineer: 1,011
- Land Surveyor: 21
- Landscape Architect: 28
- Professional Geologist: 18
- Professional Soil Scientist: 0

**New Certificates Issued:** 17

**Late Renewals:** 1,708  
(for 2016-2018 period)

## Fiscal Year 2018

### New Licenses Issued

- Architect: 237
- Professional Engineer: 717
- Land Surveyor: 7
- Landscape Architect: 27
- Professional Geologist: 14
- Professional Soil Scientist: 1

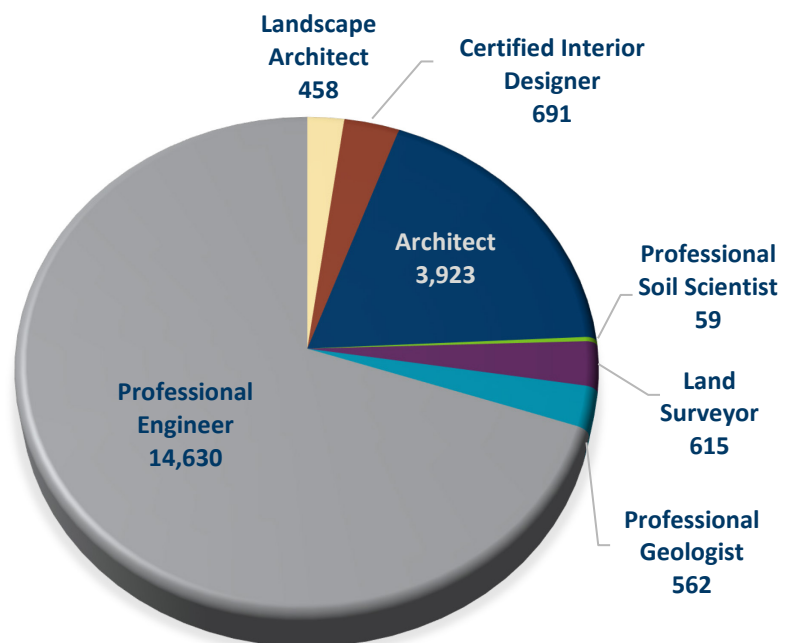
**New Certificates Issued:** 30

**Late Renewals:** 115  
(for 2016-2018 period)

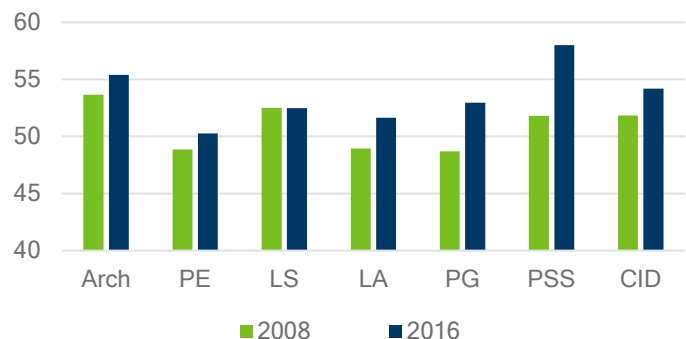
**Renewals:** 18,460  
(for 2018-2020 period)

## Number of Licensees and Certificate Holders As of June 30, 2018

Total: 20,938



### Average Age of Licensees/CIDs Over Time



# Rule Writing

---



The Board recognizes the importance of its mission to protect the health, safety, and welfare of the public and frequently reviews its rules to ensure a balance between public protection and the standards for licensure. During the biennium, the Board was actively engaged in three rule packages.

## **Comprehensive Changes – R-04374**

The Board began working on changes to rules governing definitions; noncompliant conduct; applications for examination, licensure and temporary permits; qualifying education and experience; qualifications for licensure; certification and signature; and housekeeping updates in 2016. The Board published a Dual Notice in the *State Register* on November 6, 2017, and held a public hearing on January 17, 2018. The comments we received from interested parties were extremely helpful in crafting the final language. At the close of the biennium, the Board was in the final stages of adopting the rule package.

## **Rules of Professional Conduct – R-04449**

The Board published a Request for Comments in the *State Register* on December 12, 2016, regarding changes to Chapter 1805, the Rules of Professional Conduct. These rules have not been modified since they were originally adopted in the mid-1980s (other than adding various professions as they were added to the Board's jurisdiction). The Board has thoroughly reviewed the Model Rules and Regulations for professional conduct published by the National Council of Architectural Registration Boards, the National Council of Examiners for Engineering and Surveying, and the Council of Landscape Architectural Registration Boards and is incorporating the model language into its proposed rules. Pending funding, the Board intends to hold a public hearing about the proposed changes and move toward adoption during the next biennium.

## **Direct Registration – R-04547**

On June 11, 2018, the Board published a Request for Comments in the *State Register*. Changes in this rule package are intended to remove unnecessary barriers on the path to licensure.

Amendments to the rules will allow applicants for the Fundamentals of Engineering and the Architect Registration Examinations, both computer-based examinations, to apply directly to their respective national council to sit for the examination rather than first seeking Board authorization. After the individual passes the examination and completes any other education and experience requirements, the individual will apply to the Board for licensure or certification. The process will be similar to the procedures for licensure as a Landscape Architect or certification as a Certified Interior Designer. The Board intends to adopt these rule changes in 2019.

# Examinations

---

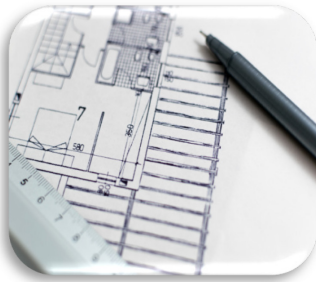
The Board evaluates the education and experience of applicants for admission to examinations required for licensure. Many of the national examinations have been converted to computer-based exams increasing the opportunities for candidates to sit for the examinations. Paper-and-pencil examinations are administered two times per year. The Board proctors the examinations for geology and soil science as well as the state-specific Minnesota Land Surveying Exam. All other examinations are proctored by the various National Councils to applicants who have completed the education and experience requirements.

The following examinations were available to exam candidates during the last biennium:

Architect Registration Exam	<ul style="list-style-type: none"><li>•Computer-based examination (Prometric Test Centers)</li><li>•Various examination dates</li></ul>
Fundamentals of Engineering	<ul style="list-style-type: none"><li>•Computer-based examination (Pearson-Vue Test Centers)</li><li>•Various examination dates</li></ul>
Principles and Practice of Engineering	<ul style="list-style-type: none"><li>•Paper and pencil examination (Minneapolis, MN)</li><li>•October 2016, April 2017, October 2017, April 2018</li></ul>
Principles and Practice of Engineering	<ul style="list-style-type: none"><li>•Computer-based (Pearson-Vue Test Centers)</li><li>•Various examination dates (depending on exam discipline)</li></ul>
Fundamentals of Surveying	<ul style="list-style-type: none"><li>•Computer-based examination (Pearson-Vue Test Centers)</li><li>•Various examination dates</li></ul>
Principles and Practice of Surveying	<ul style="list-style-type: none"><li>•Computer-based examination (Pearson-Vue Test Centers)</li><li>•Various examination dates</li></ul>
Minnesota Land Surveying Exam	<ul style="list-style-type: none"><li>•Paper and pencil examination (St. Paul, MN)</li><li>•October 2016/2017, January 2017/2018, April 2017/2018</li></ul>
Fundamentals of Geology	<ul style="list-style-type: none"><li>•Paper and pencil examination (St. Paul, MN)</li><li>•September 2016, March 2017, October 2017, March 2018</li></ul>
Practice of Geology	<ul style="list-style-type: none"><li>•Paper and pencil examination (St. Paul, MN)</li><li>•September 2016, March 2017, October 2017, March 2018</li></ul>
Fundamentals of Soil Science	<ul style="list-style-type: none"><li>•Paper and pencil examination (St. Paul, MN)</li><li>•November 2016, April 2017, November 2017, April 2018</li></ul>
Practice of Soil Science	<ul style="list-style-type: none"><li>•Paper and pencil examination (St. Paul, MN)</li><li>•November 2016, April 2017, November 2017, April 2018</li></ul>



# Architect Registration Exam



The Board pre-approves applicants who meet the education and experience requirements for the computer-based Architect Registration Exam (ARE). The exam is offered at Prometric test centers twelve months out of the year. During the biennium, the ARE transitioned from version 4.0 to version 5.0. Candidates could choose to test under either version 4.0 or 5.0 through June 30, 2018. Candidates must pass all six (or seven) sections of the exam and complete the education and experience requirements before obtaining a license.

## Requirements for Admission to Exam

- Graduation from a National Architectural Accrediting Board (NAAB) accredited curriculum; and
- Enrollment in the National Council of Architect Registration Boards (NCARB) Architectural Experience Program (AXP).

## Application Statistics (FY17 and FY18)

The Board received 484 applications for the Architect Registration Exam. All applications were approved.

Architect Exam Applications (FY17 and FY18)*								
Age Categories	18-25	26-34	35-49	50-67	> 67	No DOB listed	Total	% of Total
MN Females	33	132	33	5	---	2	205	42%
MN Males	19	152	70	8	---	3	252	52%
Non-MN Females	1	10	1	---	---	---	12	2%
Non-MN Males	---	11	3	1	---	---	15	3%
Totals by Age	53	305	107	14	---	5	484	
% Totals by Age	11%	63%	22%	3%	---	1%		

\*See appendix for additional statistics.

## Examination Pass Rates (FY17 and FY18)

ARE 4.0		
Exam Section	% Pass	% Fail
Building Design	84%	16%
Building Systems	79%	21%
Construction Documents	62%	38%
Programming, Planning & Practice	65%	35%
Schematic Design	93%	7%
Site Planning & Design	67%	33%
Structural Systems	75%	25%

ARE 5.0		
Exam Section	% Pass	% Fail
Construction & Evaluation	73%	27%
Practice Management	63%	37%
Programming and Analysis	69%	31%
Project Development	67%	33%
Project Management	77%	23%
Project Planning & Design	62%	38%

# Architect Licensure

## Requirements for Licensure

- National Architectural Accrediting Board (NAAB) accredited degree;
- Completion of the National Council of Architect Registration Boards (NCARB) Architectural Experience Program (AXP); and
- Passage of all six parts of the Architect Registration Exam.

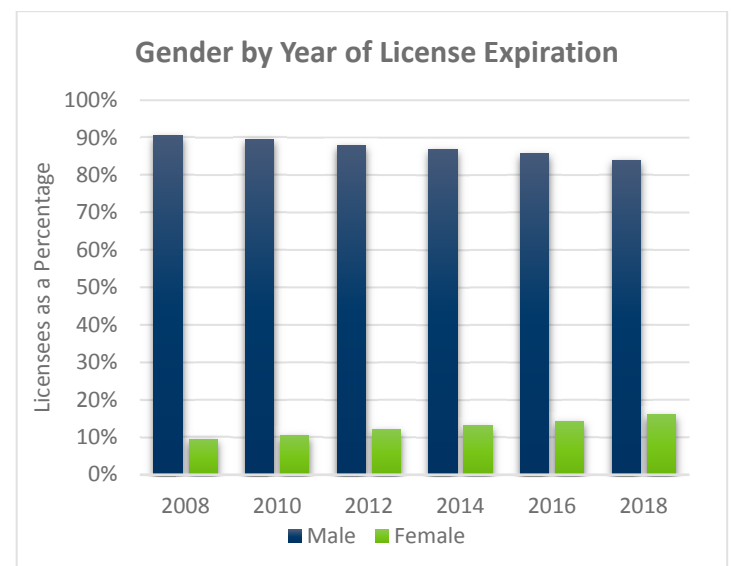
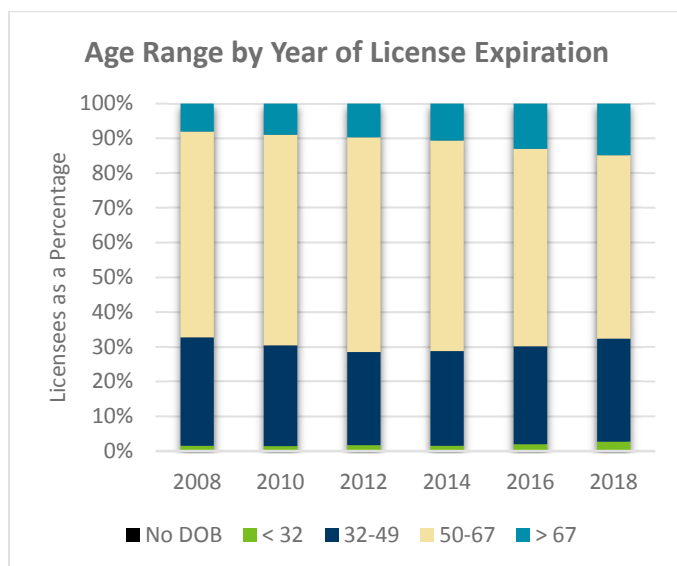
Upon completion of the requirements for licensure and payment of the license fee, a license number is issued.

## Initial Architect Licenses Issued (FY17 and FY18)

New Architect Licenses Issued (FY17 and FY18)*								
Age Categories	18-25	26-34	35-49	50-67	> 67	No DOB listed	Total	% of Total
MN Females	---	47	17	---	---	---	64	36%
MN Males	---	73	24	2	---	---	99	55%
Non-MN Females	---	4	2	---	---	---	6	3%
Non-MN Males	---	10	1	---	---	---	11	6%
Totals by Age	---	134	44	2	---	---	180	
% Totals by Age	---	74%	24%	1%	---	---		

\*See appendix for additional statistics.

## Trends in Architect Licensure



# Architect Licensure by Comity

## Requirements for Licensure

- Current license in another jurisdiction; and
- Completion of the Minnesota education, examination, and experience requirements in place at the time of the applicant's original licensure in their base state.

## Architect Applications by Comity

- Applications received: 324
- Applications approved: 318
- Applications not approved: 6

Comity Application Totals (FY17 and FY18)*								
Age Categories	18-25	26-34	35-49	50-67	> 67	No DOB	Total	% of Total
MN Females - Approved	---	6	6	3	---	---	<b>15</b>	5%
MN Males - Approved	---	9	15	6	---	---	<b>30</b>	9%
Non-MN Females - Approved	---	5	16	8	---	---	<b>29</b>	9%
Non-MN Males - Approved	---	18	102	116	7	1	<b>244</b>	75%
MN Females – Not Approved	---	---	---	---	---	---	---	0%
MN Males - Not Approved	---	---	---	---	---	---	---	0%
Non-MN Females - Not Approved	---	---	---	---	---	---	---	0%
Non-MN Males – Not Approved	---	---	4	2	---	---	<b>6</b>	2%
Totals by Age	---	<b>38</b>	<b>143</b>	<b>135</b>	<b>7</b>	<b>1</b>	<b>324</b>	
% Totals by Age	---	12%	44%	42%	2%	< 1%		

## Architect Licenses Issued by Comity (License fee paid during biennium)

Architect Licenses Issued by Comity (FY17 and FY18)*								
Age Categories	18-25	26-34	35-49	50-67	> 67	No DOB listed	Total	% of Total
MN Females	---	6	7	2	---	---	<b>15</b>	5%
MN Males	---	9	18	6	---	---	<b>33</b>	11%
Non-MN Females	---	4	13	7	---	---	<b>24</b>	8%
Non-MN Males	---	16	95	117	7	---	<b>235</b>	77%
Totals by Age	---	<b>35</b>	<b>133</b>	<b>132</b>	<b>7</b>	---	<b>307</b>	
% Totals by Age	---	11%	43%	43%	2%	---		

\*See appendix for additional statistics.

# Fundamentals of Engineering



The computer-based Fundamentals of Engineering (FE) examination is the first exam on the path to licensure as a professional engineer. After receiving approval from the Board, applicants register with the National Council of Examiners for Engineering and Surveying (NCEES) to take the exam. Once the applicant has passed the exam and submitted a final transcript, the Board issues an Engineer-In-Training (EIT) number. This credential does not expire and there is no fee to the applicant for the credential.

## Requirements for Admission to Exam

- Engineering Accreditation Commission (EAC-ABET)-accredited engineering degree (or equivalent); or
- Within 30 credits of graduation from an EAC-ABET-accredited program.

## Application Statistics (FY17 and FY18)

- Applications received: 1,323
- Applications approved: 1,321
- Applications not approved: 2

Fundamentals of Engineering Exam Application Totals (FY17 and FY18)*								
Age Categories	18-25	26-34	35-49	50-67	> 67	No DOB listed	Total	% of Total
MN Females	192	54	8	---	---	6	<b>260</b>	20%
MN Males	682	216	64	9	---	15	<b>986</b>	75%
Non-MN Females	10	2	---	1	---	---	<b>13</b>	1%
Non-MN Males	44	11	8	---	---	1	<b>64</b>	5%
Totals by Age	<b>928</b>	<b>283</b>	<b>80</b>	<b>10</b>	---	<b>22</b>	<b>1,323</b>	
% Totals by Age	70%	21%	6%	1%	---	2%		

\*See appendix for additional statistics.

## Examination Applicants' State of Residency

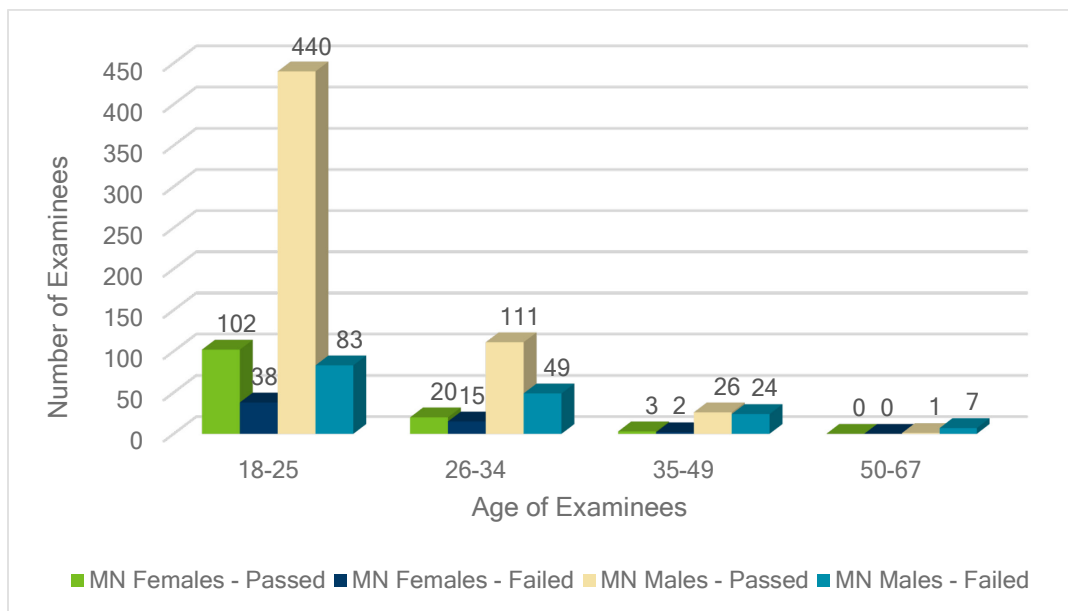
Alaska	1	Maine	1	New York	1	Washington	1
California	2	Maryland	2	North Dakota	9	Wisconsin	32
Colorado	3	Minnesota	1,246	Ohio	1	Other Country	6
Illinois	7	Montana	1	Oregon	2		
Iowa	6	New Jersey	1	Virginia	1		

# Fundamentals of Engineering

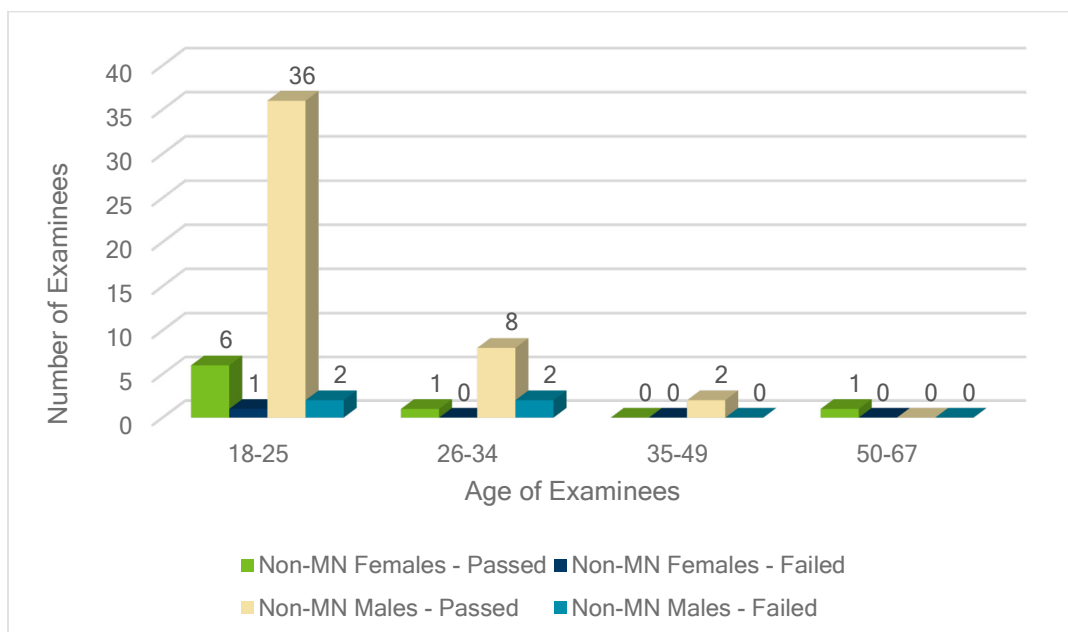
## Examination Statistics

- Applicants with passing score: 810
- Applicants with failing score: 247
- Examinations not yet taken: 349

## Examination Results – Minnesota Residents



## Examination Results – Non-Minnesota Residents



# Principles and Practice of Engineering



The second examination on the path to licensure as a professional engineer is the Principles and Practice of Engineering (PE) exam. The Board pre-approves applicants to sit for the exam which is proctored by the National Council of Examiners for Engineering and Surveying (NCEES). Examination scores are transferred to the Board for retention and release to applicants. Licenses are issued to exam applicants who pass the exam and pay the license fee.

## Requirements for Admission to Exam

- EAC-ABET-accredited degree (or equivalent);
- Passing score on the Fundamentals of Engineering examination; and
- Completion of 3-6 years of progressive engineering experience depending on the applicant's level of education.

## Application Statistics (FY17 and FY18):

- Applications received: 1,125
- Applications approved: 1,087
- Applications not approved: 38

Principles and Practice of Engineering Exam Applications (FY17 and FY18)*								
Age Categories	18-25	26-34	35-49	50-67	> 67	No DOB	Total	% of Total
MN Females - Approved	9	134	13	7	---	---	<b>163</b>	14%
MN Males - Approved	18	639	138	28	---	---	<b>823</b>	73%
Non-MN Females - Approved	---	13	2	1	---	---	<b>16</b>	1%
Non-MN Males - Approved	1	50	28	6	---	---	<b>85</b>	8%
MN Females – Not Approved	1	4	---	1	---	---	<b>6</b>	< 1%
MN Males - Not Approved	3	18	4	2	---	---	<b>27</b>	2%
Non-MN Females - Not Approved	---	---	---	1	---	---	<b>1</b>	< 1%
Non-MN Males – Not Approved	---	3	1	---	---	---	<b>4</b>	< 1%
Totals by Age	<b>32</b>	<b>861</b>	<b>186</b>	<b>45</b>	---	---	<b>1,125</b>	
% Totals by Age	2%	77%	17%	4%	---	---		

\*See appendix for additional statistics.



# Principles and Practice of Engineering

## Examination Statistics (FY17 and FY18)

Exam applicants choose between 17 examination disciplines for the Principles and Practice of Engineering examination. Most exam disciplines are offered one to two times per year in paper-and-pencil format. However, NCEES has been working on converting each of the examinations to computer-based format. All exam disciplines will be computer-based by 2024. Applicants who choose the 16-hour Structural examination must pass both sections, Lateral Forces and Vertical Forces, before a license is issued.

## Paper-and-Pencil Examinations (FY17 and FY18):

Exam Discipline	Number of Examinees and Exam Results											
	October 2016			April 2017			October 2017			April 2018		
	P	F	NS	P	F	NS	P	F	NS	P	F	NS
Agricultural and Biological	Not Offered			---	---	---	Not Offered			1	---	---
Architectural	Not Offered			2	---	---	Not Offered			---	1	---
Chemical	3	---	1	6	---	---	Computer-Based			Computer-Based		
Civil	86	28	14	113	46	10	99	37	10	123	45	16
Control Systems	6	1	---	Not Offered			2	---	1	Not Offered		
Electrical and Computer	20	11	3	33	12	4	24	6	3	19	6	3
Environmental	7	2	2	8	2	1	8	3	1	3	3	1
Fire Protection	2	---	1	Not Offered			2	---	---	Not Offered		
Industrial and Systems	Not Offered			2	---	---	Not Offered			3	---	---
Mechanical	34	5	3	23	7	4	16	8	2	37	10	2
Metallurgical and Materials	2	---	---	Not Offered			2	---	---	Not Offered		
Mining and Mineral Processing	---	---	---	Not Offered			---	---	---	Not Offered		
Naval Architecture and Marine	Not Offered			---	---	---	Not Offered			---	---	---
Nuclear	---	---	---	Not Offered			---	---	---	Not Offered		
Petroleum	---	---	---	Not Offered			---	---	---	Not Offered		
Software	Not Offered			---	---	---	Not Offered			---	1	---
Structural – Lateral Forces	1	7	1	5	7	3	5	4	2	4	8	1
Structural – Vertical Forces	3	6	1	6	4	---	7	2	---	4	7	---

P = Pass      F = Fail      NS = No Show for Exam

## Computer-Based Examinations (FY18):

### Chemical Exam

Applications Received: 9

- Pass: 3    - Fail: 1
- 5 exams not yet taken

### Nuclear Exam

Applications Received: 1

- Exam not yet taken

# Professional Engineer Licensure

There are two methods by which individuals who have passed the examinations in another jurisdiction may apply for licensure in Minnesota. The first method is by “comity” and the second is by “Education, Examination and Experience (EEE).”

## Requirements for Licensure

### Comity Applications

Comity applicants must meet the education, examination and experience requirements that were in place in Minnesota at the time of their original licensure in their base state.

#### Comity Statistics (FY17 and FY18)\*

- Applications Received: 832
- Applications Approved: 805
- Applications Not Approved: 16
- Incomplete Applications: 11

### EEE Applications

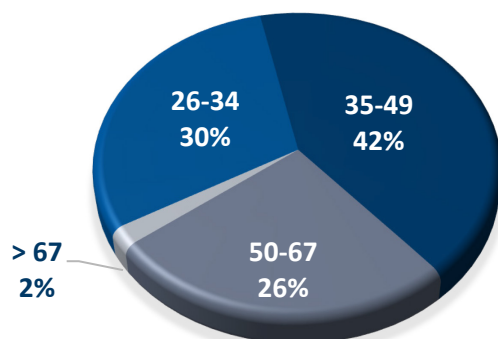
Applicants for licensure by EEE must meet the *current* education, examination and experience requirements in Minnesota.

#### EEE Statistics (FY17 and FY18)\*

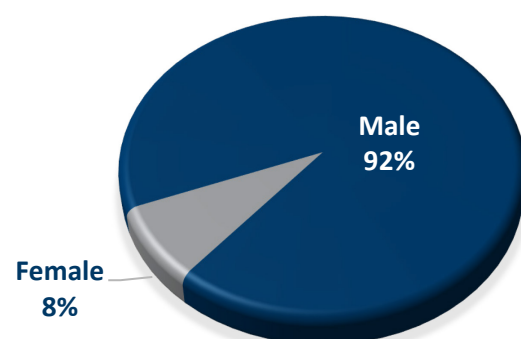
- Applications Received: 320
- Applications Approved: 319
- Applications Not Approved: 0
- Incomplete Applications: 1

\*See appendix for additional statistics.

Applicant Age (Comity/EEE)



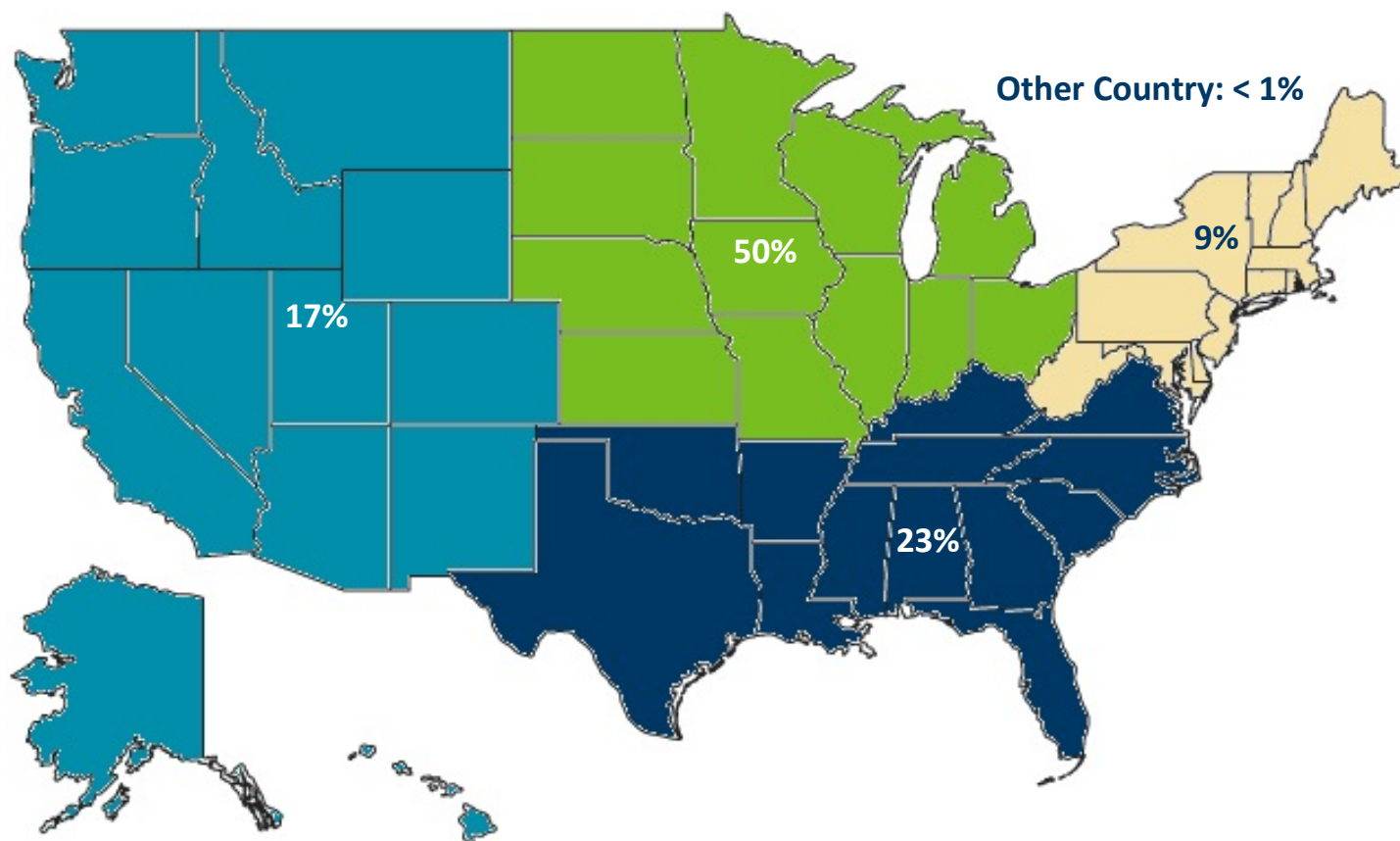
Applicant Gender (Comity/EEE)



# Professional Engineer Licensure

## Comity/EEE Applicants' State of Residency\*

Alabama	15	Indiana	15	Nebraska	16	South Carolina	11
Alaska	1	Iowa	22	Nevada	9	South Dakota	18
Arizona	23	Kansas	26	New Hampshire	2	Tennessee	25
Arkansas	6	Kentucky	9	New Jersey	17	Texas	76
California	56	Louisiana	11	New Mexico	1	Utah	18
Colorado	48	Maine	2	New York	21	Vermont	2
Connecticut	1	Maryland	10	North Carolina	26	Virginia	24
Delaware	1	Massachusetts	11	North Dakota	39	Washington	14
Florida	32	Michigan	37	Ohio	45	West Virginia	3
Georgia	25	Minnesota	120	Oklahoma	8	Wisconsin	93
Hawaii	1	Mississippi	1	Oregon	8	Wyoming	0
Idaho	9	Missouri	45	Pennsylvania	29	Other Country	5
Illinois	102	Montana	8	Rhode Island	5		



\*See appendix for additional statistics.

# Fundamentals of Surveying



The computer-based Fundamentals of Surveying (FS) examination is the first exam on the path to licensure as a land surveyor. After receiving approval from the Board, applicants register with the National Council of Examiners for Engineering and Surveying (NCEES) to take the exam. Once the applicant has passed the exam and submitted a final transcript, the Board issues a Land Surveyor-In-Training (LSIT) number. This credential does not expire and there is no fee to the applicant for the credential.

## Requirements for Admission to Exam

- Bachelor's degree in land surveying; or
- Any Bachelor's degree plus 22 semester credits in surveying; or
- Being within 30 credits of graduation from one of the above programs.

## Application Statistics (FY17 and FY18)\*

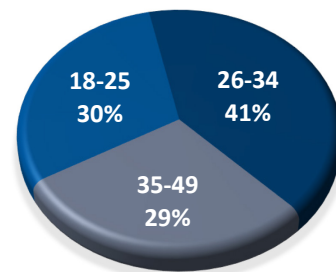
- Applications received: 49
- Applications approved: 45
- Applications not approved: 4

\*See appendix for additional statistics.

## Examination Applicants' State of Residency

- Michigan: 1
- Minnesota: 45
- Montana: 1
- North Dakota: 2

Applicant Age



## Examination Statistics (Exams taken during FY17 and FY18)

- Applicants with a passing score: 22
- Applicants with a failing score: 9

FS Exam Results (FY17 and FY18)								
Age Categories	18-25	26-34	35-49	50-67	> 67	No DOB	Total	% of Total
Pass	7	8	7	---	---	---	22	71%
Fail	1	5	3	---	---	---	9	29%
Totals by Age	8	13	10	---	---	---	31	
% Totals by Age	26%	62%	32%	---	---	---		

# Principles and Practice of Surveying



The computer-based Principles and Practice of Surveying examination is the second examination on the path to licensure as a land surveyor. After receiving approval from the Board, applicants register with the National Council of Examiners for Engineering and Surveying (NCEES) to take the exam. Examination scores are transferred to the Board for retention and release to applicants.

## Requirements for Admission to Exam

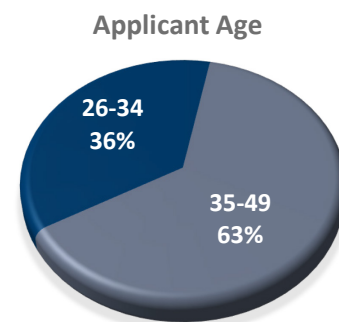
- Bachelor's degree in land surveying or any Bachelor's degree plus 22 semester credits in surveying;
- Passing score on the Fundamentals of Surveying Exam; and
- 6,000 – 9,920 hours of qualifying land surveying experience in specific categories (depending on education).

## Application Statistics (FY17 and FY18)\*

Note: Two applicants were female and the rest were male; all applicants, except for one were Minnesota residents.

- Applications received: 33
- Applications approved: 31
- Applications not approved: 2

\*See appendix for additional statistics.



## Examination Results (Exams taken during FY17 and FY18)\*\*

- Applicants with a passing score: 17
- Applicants with a failing score: 3

PS Exam Results (FY17 and FY18)**								
Age Categories	18-25	26-34	35-49	50-67	> 67	No DOB	Total	% of Total
Pass	---	9	8	---	---	---	17	85%
Fail	---	1	2	---	---	---	3	5%
Totals by Age	---	10	10	---	---	---	20	
% Totals by Age	---	50%	50%	---	---	---		

\*\*Breakdowns by gender and state of residence are not included in this report because the applicant pool is so small it is conceivable that the general public could deduce which applicants were not approved to take the examination as well as which examinees passed and which failed, thus potentially violating the Minnesota Data Practices Act.

# Minnesota Land Surveying Exam

In addition to the Principles and Practice of Surveying (PS) examination, applicants for licensure as a land surveyor must pass the Minnesota Land Surveying (MNLS) exam. The examination is a paper-and-pencil examination administered by Board staff trained to proctor examinations. During the 2017-18 biennium, this examination was offered six times.

The Board contracts with TEST, Inc. to ensure a valid and reliable, psychometrically defensible examination. Applicants must pass both the PS and MNLS examinations and pay the license fee before a license is issued.

## Requirements for Admission to Exam

Candidates for this examination are those that have been approved for the Principles and Practice of Surveying exam and those that have been approved for licensure as a land surveyor by comity. Applicants who fail the exam may apply to retake the exam.

## Examination Dates (FY17 and FY18)

- October 2016 / October 2017
- January 2017 / January 2018
- April 2017 / April 2018

## Examination Results\*

- Examinations scheduled: 39
- Applicants with a passing score: 26
- Applicants with a failing score: 13

## Examinees' States of Residency

- Colorado 2
- Indiana 1
- Michigan 2
- Minnesota 26
- North Carolina 2
- North Dakota 2
- Pennsylvania 1
- Wisconsin 3

MNLS Exam Results (FY17 and FY18)*								
Age Categories	18-25	26-34	35-49	50-67	> 67	No DOB	Total	% of Total
MN Residents – Pass	---	8	11	---	---	---	<b>19</b>	49%
MN Residents – Fail	---	1	6	---	---	---	<b>7</b>	18%
Non-MN Residents – Pass	---	3	4	---	---	---	<b>7</b>	18%
Non-MN Residents – Fail	---	3	1	2	---	---	<b>6</b>	15%
Totals by Age	---	<b>15</b>	<b>22</b>	<b>2</b>	---	---	<b>39</b>	
% Totals by Age	---	38%	56%	5%	---	---		

\*Statistics for each individual exam administration and breakdowns by gender are not included in this report because the applicant pool for each examination is so small it is conceivable that the general public could deduce which applicants passed the examination and which failed, thus potentially violating the Minnesota Data Practices Act.



# Land Surveyor Licensure



Upon passing both the Principles and Practice of Surveying (PS) and the Minnesota Land Surveying (MNLS) examinations and paying the license fee, individuals who applied for a license “by exam” are issued a license number.

Additionally, applicants for licensure by “comity” must meet the education, examination, and experience requirement that were in place in Minnesota at the time of their original licensure in another state. Individuals whose applications are approved for licensure by comity must also pass the MNLS examination before they are issued a license.

## Comity Application Statistics (FY17 and FY18)\*

- Applications received: 32
- Applications approved: 18
- Applications not approved: 14

\*See appendix for additional statistics.

## Comity Applicants’ States of Residence

- Colorado 3
- Illinois 2
- Indiana 1
- Kansas 1
- Maine 1
- Michigan 2
- Minnesota 2
- New Hampshire 1
- North Carolina 5
- North Dakota 2
- Oklahoma 1
- Pennsylvania 1
- Texas 2
- Wisconsin 8

## Licenses Issued During the Biennium

Land Surveyor Licenses Issued (FY17 and FY18)**								
Age Categories	18-25	26-34	35-49	50-67	> 67	No DOB	Total	% of Total
Exam Applicants	---	11	9	---	---	---	20	71%
Comity Applicants	---	3	5	---	---	---	8	29%
Totals by Age	---	14	14	---	---	---	28	
% Totals by Age	---	50%	50%	---	---	---		

\*\*Statistics broken down by gender and state are not included in this report because the applicant pool is so small it is conceivable that the general public could deduce which applicants passed the examination and which failed, thus potentially violating the Minnesota Data Practices Act.

# Landscape Architect Initial Licensure



Applicants for licensure as a landscape architect first apply directly to the Council of Landscape Architect Registration Boards (CLARB) for admission to the Landscape Architect Registration Exam (LARE). The LARE is made up of four sections and is offered three times per year over a two-week period in April, August and December. After an individual has successfully passed all four sections of the examination, they may apply to the Board for initial licensure.

## Requirements for Licensure

- Education
  - Bachelor's degree from a 4-year Landscape Architecture Accreditation Board (LAAB)-accredited curriculum; or
  - Bachelor's degree from a 5-year LAAB-accredited curriculum; or
  - Master's or doctorate degree from an LAAB-accredited curriculum;
- Passing score on all four sections of the LARE; and
- Completion of three to four years of qualifying professional experience (depending on education) under the direct supervision of a licensed landscape architect.

## Initial Licensure Statistics (FY17 and FY18)

- Applications received: 23
- Applications approved: 23
- Applications not approved: 0

Initial License Application Statistics (FY17 and FY18)										
	Age Category						Gender		Status	
State of Residence	18-25	26-34	35-49	50-67	67+	No DOB	Male	Female	Approved	Not Approved
Minnesota	---	4	3	1	---	---	---	8	8	---
	---	9	3	---	---	1	13	---	13	---
New York	---	1	---	---	---	---	---	1	1	---
Texas	---	---	---	1	---	---	---	1	1	---
<b>Totals</b>	---	<b>14</b>	<b>6</b>	<b>2</b>	---	<b>1</b>	<b>13</b>	<b>10</b>	<b>23</b>	---
<b>% of Totals</b>	---	61%	26%	9%	---	4%	57%	43%	100%	---

# Landscape Architect License by Comity

## Requirements for Licensure

- Current licensure in another jurisdiction; and
- Completion of the education, examination and experience requirements in place at the time of the applicant's original licensure in their base state.



## Application Statistics (FY17 and FY18)

- Applications received: 30
- Applications approved: 23
- Applications not approved: 3

Comity Application Statistics (FY17 and FY18)										
State of Residence	Age Category						Gender		Status	
	18-25	26-34	35-49	50-67	67+	No DOB	Male	Female	Approved	Not Approved
Arizona	---	---	---	1	---	---	1	---	1	---
California	---	---	1	1	---	---	2	---	2	---
Colorado	---	---	1	---	---	---	---	1	1	---
	---	---	1	---	---	---	1	---	1	---
Idaho	---	---	1	---	---	---	---	1	1	---
Illinois	---	---	1	---	---	---	---	1	1	---
Kansas	---	---	---	1	---	---	1	---	1	---
Louisiana	---	---	---	1	---	---	---	1	1	---
Minnesota	---	---	---	---	---	1	1	---	---	1
	---	1	2	---	---	---	---	3	3	---
Missouri	---	---	1	---	---	---	1	---	---	1
North Carolina	---	--	3	---	---	---	3	---	2	1
North Dakota	---	2	---	---	---	---	2	---	2	---
Ohio	---	1	---	---	---	---	---	1	1	---
	---	---	2	---	---	---	2	---	2	---
Pennsylvania	---	---	---	1	---	---	---	1	1	---
Tennessee	---	---	---	1	---	---	1	---	1	---
Texas	---	---	---	3	---	---	3	---	3	---
Washington	---	---	1	---	---	---	1	---	1	---
Wisconsin	---	1	---	1	---	---	2	---	2	---
<b>Totals</b>	---	<b>5</b>	<b>14</b>	<b>10</b>	---	<b>1</b>	<b>21</b>	<b>9</b>	<b>27</b>	<b>3</b>
<b>% of Totals</b>	---	17%	47%	33%	---	3%	70%	30%	90%	10%

# Fundamentals of Geology



The Fundamentals of Geology (FG) examination is the first exam on the path to licensure as a professional geologist. The examination is a paper-and-pencil examination given two times per year, once in March and once in October. Applicants are pre-approved by the Board for the examination which is administered by Board staff trained to proctor examinations. Once the applicant has passed the exam and submitted a final transcript, the Board issues a Geologist-In-Training (GIT) number. This credential does not expire and there is no fee to the applicant for the credential.

## Requirements for Admission to Exam

- Bachelor's degree or higher in geology with a minimum of 30 semester credits divided among at least three core geology subjects as identified in Minnesota Rule 1800.3910; or
- Being within 30 semester credits of graduation with the above-listed degree.

## Application Statistics (FY17 and FY18)

- Applications received: 122
- Applications approved: 120
- Applications not approved: 2

## Examination Applicants' State of Residency

- California: 2
- Illinois: 2
- Minnesota: 104
- North Dakota: 8
- South Dakota: 1
- Wisconsin: 5

Fundamentals of Geology Exam Application Totals (FY17 and FY18)*								
Age Categories	18-25	26-34	35-49	50-67	> 67	No DOB listed	Total	% of Total
MN Females	19	14	2	---	---	1	36	30%
MN Males	31	29	8	---	---	---	68	56%
Non-MN Females	2	1	---	---	---	---	3	2%
Non-MN Males	4	9	1	1	---	---	15	12%
Totals by Age	56	53	11	1	---	1	122	
% Totals by Age	46%	43%	9%	1%	---	1%		

\*See appendix for additional statistics.

# Fundamentals of Geology

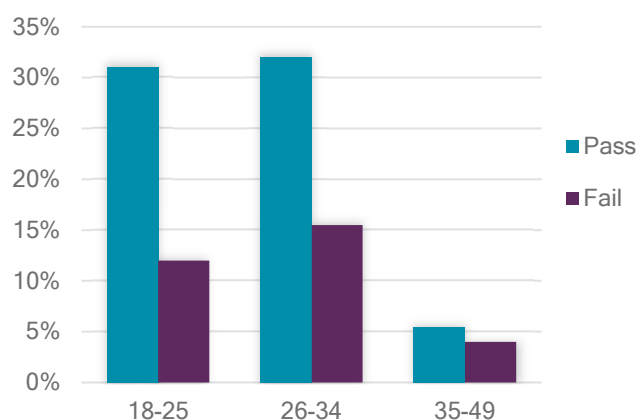
## Examination Dates (FY17 and FY18)

- September 2016
- March 2017
- October 2017
- March 2018

## Examination Results

- Applicants with a passing score: 76
- Applicants with a failing score: 34
- No show for exam: 9

## Exam Results



## Fundamentals of Geology Exam Results (FY17 and FY18)\*

Residency	Age Category						Gender		Status		
	18-25	26-34	35-49	50-67	67 +	No DOB	Male	Female	Pass	Fail	No Show
California	1	1					2		2		
Illinois	1							1	1		
		1					1		1		
Minnesota	16	14	3			1		34	20	12	2
	31	31	6				68		45	18	5
North Dakota		2						2	1	1	
		5					5		2	3	
South Dakota		1					1		1		
Wisconsin		4	1				5		3		2
<b>Totals</b>	<b>49</b>	<b>59</b>	<b>10</b>	<b>0</b>	<b>0</b>	<b>1</b>	<b>82</b>	<b>37</b>	<b>76</b>	<b>34</b>	<b>9</b>
<b>% of Totals</b>	41%	50%	8%	---	---	< 1%	69%	31%	64%	29%	7%

\*Statistics for each individual exam administration are not included in this report because the applicant pool for each examination is so small it is conceivable that the general public could deduce which applicants passed the examination and which failed, thus potentially violating the Minnesota Data Practices Act.

# Practice of Geology



The Practice of Geology (PG) examination is the second exam on the path to licensure as a professional geologist. The examination is a paper-and-pencil examination given two times per year, once in March and once in October. Applicants are pre-approved by the Board for the examination which is administered by Board staff trained to proctor examinations. Licenses are issued to exam applicants who pass the exam and pay the license fee.

## Requirements for Admission to Exam

- Bachelor's degree or higher in geology with a minimum of 30 semester credits divided among at least three core geology subjects as identified in Minnesota Rule 1800.3910;
- Passing score on the Fundamentals of Geology exam; and
- Completion of four to six years of qualifying professional experience (depending on education) under the direct supervision of a licensed professional geologist.

## Application Statistics (FY17 and FY18)

- Applications received: 25
- Applications approved: 23
- Applications not approved: 2
- Applicants with a passing score: 23
- Applicants with a failing score: 0

## Applicants' State of Residency

Illinois	1
Minnesota	20
North Dakota	1
South Dakota	1
Wisconsin	1

Practice of Geology Exam Application Totals (FY17 and FY18)*								
Age Categories	18-25	26-34	35-49	50-67	> 67	No DOB listed	Total	% of Total
MN Females	---	5	2	---	---	---	<b>7</b>	29%
MN Males	---	10	2	1	---	---	<b>13</b>	54%
Non-MN Females	---	---	---	---	---	---	---	---
Non-MN Males	---	3	1	---	---	---	<b>4</b>	17%
Totals by Age	---	<b>18</b>	<b>5</b>	<b>1</b>	---	---	<b>24</b>	
% Totals by Age		75%	21%	4%				

\*Statistics for each individual exam administration and breakdowns by state of residence are not included in this report because the applicant pool for each examination is so small it is conceivable that the general public could deduce which applicants passed the examination and which failed, thus potentially violating the Minnesota Data Practices Act.

# Professional Geology Licensure by Comity

## Requirements for Licensure

- Current licensure in another jurisdiction; and
- Completion of the education, examination and experience requirements in place at the time of the applicant's original licensure in their base state.

## Statistics (FY17 and FY18)

- Applications received: 13
- Applications approved: 10
- Applications not approved: 3



## Applicants' State of Residency

- California: 1
- Illinois: 1
- Iowa: 1
- Kansas: 2
- Massachusetts: 1
- Minnesota: 3
- New Mexico: 1
- Texas: 2
- Virginia: 1

## Applicant Information

Professional Geology by Comity Application Totals (FY17 and FY18)*								
Age Categories	18-25	26-34	35-49	50-67	> 67	No DOB listed	Total	% of Total
MN Females	---	---	---	1	---	---	1	8%
MN Males	---	---	1	1	---	---	2	15%
Non-MN Females	---	---	1	---	---	---	1	8%
Non-MN Males	---	---	2	7	---	---	9	69%
Totals by Age	---	---	4	9	---	---	13	
% Totals by Age	---	---	31%	69%	---	---		

\* Additional statistics are not included in this report because the applicant pool is so small it is conceivable that the general public could deduce which applicants were approved for licensure and which were not, thus potentially violating the Minnesota Data Practices Act.



# Fundamentals of Soil Science



The Fundamentals of Soil Science (FSS) examination is the first exam on the path to licensure as a professional soil scientist. The examination is a paper-and-pencil examination offered two times per year in April and November. Applicants are pre-approved by the Board for the examination which is administered by Board staff trained to proctor examinations. Once the applicant has passed the exam and submitted a final transcript, the Board issues a Soil Scientist-In-Training (SSIT) number. This credential does not expire and there is no fee to the applicant for the credential.

## Requirements for Admission to Exam

- Bachelor's degree or higher in soil science with a minimum of 16 semester credits in soil science and 14 semester credits in closely related geoscience courses; or
- Being within 30 semester credits of graduation with the above-listed degree.

## Application Statistics (FY17 and FY18)

- Applications received: 12
- Applications approved: 11
- Applications not approved: 1

### FY17/FY18 Administrations

November 2016

April 2017

November 2017

April 2018

## Examination Results

- Applicants with a passing score: 5
- Applicants with a failing score: 5
- No show for examination: 1

## Fundamentals of Soil Science Exam Results (FY17 and FY18)\*

Age Categories	18-25	26-34	35-49	50-67	> 67	No DOB	Total	% of Total
Females – Passed	3	---	1	---	---	---	4	40%
Females – Failed	2	---	1	---	---	---	3	30%
Males – Passed	---	---	1	---	---	---	1	10%
Males – Failed	1	1	---	---	---	---	2	20%
Totals by Age	6	1	3	---	---	---	10	
% Totals by Age	60%	10%	30%	---	---	---		

\*All examinees were Minnesota residents. Statistics for each individual exam administration are not included in this report because the applicant pool for each examination is so small it is conceivable that the general public could deduce which applicants passed the examination and which failed, thus potentially violating the Minnesota Data Practices Act.

# Professional Practice of Soil Science

---

The second examination on the path to licensure as a Professional Soil Scientist is the Professional Practice Exam. The examination is a paper-and-pencil examination offered two times per year in April and November. Applicants are pre-approved by the Board for the examination which is administered by Board staff trained to proctor examinations. Licenses are issued to exam applicants who pass the exam and pay the license fee.

## Requirements for Admission to Exam

- Bachelor's degree or higher in soil science with a minimum of 16 semester credits in soil science and 14 semester credits in closely related geoscience courses;
- Passing score on the Fundamentals of Soil Science exam; and
- Completion of four to six years of qualifying experience (depending on education) obtained under the direct supervision of a licensed geologist, licensed soil scientist or licensed professional engineer.



## Statistics (FY17 and FY18)

The Board received four applications for the Professional Practice exam during the biennium. Additional statistics are not included with this report because the applicant pool is so small it is conceivable that the general public could deduce which applicants were approved and which applicants were not approved, thus potentially violating the Minnesota Data Practices Act.

# Professional Soil Science Licensure by Comity

---

## Requirements for Licensure

- Current licensure in another jurisdiction; and
- Completion of the education, examination and experience requirements in place at the time of the applicant's original licensure in their base state.

## Statistics (FY17 and FY18)

The Board received no applications for licensure as a professional soil scientist by comity during the biennium.

# Certified Interior Design – Initial Certification



The use of the title “Certified Interior Designer” is protected under Minnesota Statutes §§326.02-326.15. Individuals who wish to use the title must first apply to the Council for Interior Design Qualification (CIDQ) for admission to the National Council for Interior Design Qualification (NCIDQ) examination. The NCIDQ exam is made up of three sections and is offered two times per year in April and September/October. After an individual has successfully passed all three sections of the examination, he or she may apply to the Board for certification.

## Requirements for Certification

- Graduation from a Council for Interior Design Accreditation (CIDA)-accredited bachelor’s or master’s program including 60 semester credits in interior design;
- Passing score on all three sections of the NCIDQ exam; and
- Completion of two to four years of qualifying professional experience (depending on education) under the direct supervision of a certified interior designer, NCIDQ certificate holder, or licensed architect.

## Certification Statistics (FY17 and FY18)

- Applications received: 58
- Applications approved: 56
- Applications not approved: 2

Certificate Application Statistics (FY17 and FY18)

State of Residence	Age Category						Gender		Status	
	18-25	26-34	35-49	50-67	67+	No DOB	Male	Female	Approved	Not Approved
Florida	---	---	---	1	---	---	1	---	1	---
Illinois	---	---	---	1	---	---	---	1	1	---
Minnesota	3	30	10	2	---	---	---	45	43	2
	---	3	6	---	---	---	9	---	9	---
Montana	---	1	---	---	---	---	1	---	1	---
Wisconsin	---	1	---	---	---	---	---	1	1	---
<b>Totals</b>	<b>3</b>	<b>35</b>	<b>16</b>	<b>4</b>	<b>---</b>	<b>---</b>	<b>11</b>	<b>47</b>	<b>56</b>	<b>2</b>
<b>% of Totals</b>	5%	60%	28%	7%	---	---	19%	81%	97%	3%

# Certified Interior Design by Comity

## Requirements for Certification

- Current licensure or certification in another jurisdiction; and
- Completion of the education, examination and experience requirements in place at the time of the applicant's original licensure in their base state.

## Certification Statistics (FY17 and FY18)

- Applications received: 6
- Applications approved: 5
- Applications not approved: 1

Certificate Application by Comity Statistics (FY17 and FY18)										
	Age Category						Gender		Status	
State of Residence	18-25	26-34	35-49	50-67	67+	No DOB	Male	Female	Approved	Not Approved
Minnesota	---	---	2	2	---	---	---	4	3	1
Nevada	---	---	1	---	---	---	---	1	1	---
Tennessee	---	---	1	---	---	---	---	1	1	---
<b>Totals</b>	---	---	<b>4</b>	<b>2</b>	---	---	---	<b>6</b>	<b>5</b>	<b>1</b>
<b>% of Totals</b>	---	---	67%	33%	---	---	---	100%	83%	17%

# Enforcement



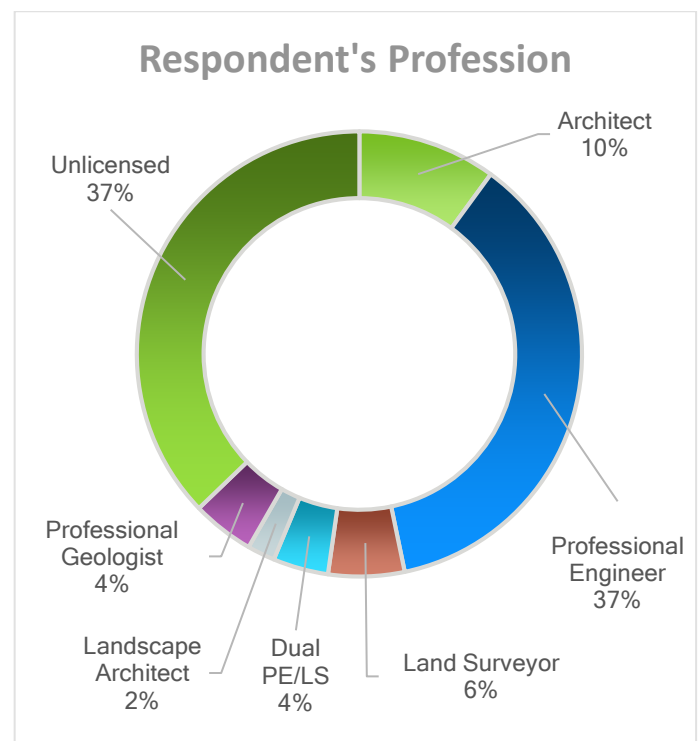
In order to fulfill its mission to protect the health, safety and welfare of the public, the Board enforces its statutes and rules and investigates complaints filed with the Board. After the investigator gathers the facts, the Complaint Committee determines whether or not a violation has occurred. The Committee may recommend disciplinary action to the full Board.

During the biennium, the Board resolved 106 complaints and opened 109 new files.

## Complaints Opened

(Several complaints had multiple allegations)

Allegation	Total
Action taken in another jurisdiction	5
Code of Conduct	4
Failure to complete continuing education requirements	12
Failure to cooperate	5
Holding out	34
Incompetent	6
Misconduct	16
Negligent	6
Practicing without a license	28
Signing drawing without proper license	2
Unlicensed practice	15
Other	26



## Complaints Resolved

Resolution	Total	Resolution	Total
Complaint withdrawn	2	Settlement Agreement and Cease and Desist Order	3
Corrective action taken	4	Stipulation and Order	16
Educational outreach	19	Suspension	3
No jurisdiction	11	Unable to substantiate	8
No violation	28	Other public order	5
Revocation	1	Other	6

# Public Orders Issued

The Board issued 28 public orders against licensed and unlicensed individuals and has statutory authority to assess a civil penalty of up to \$10,000 per violation. Civil penalties totaled \$45,300 in FY17 and FY18. All disciplinary actions are reported to national databases, published in the Board's newsletter, and posted on the Board's website. Public orders may also be obtained by calling the Board office.

License Type	Status Change	Type of Action	Civil Penalty	Brief Statement of Reason for Action
Applicant	Reprimand	Stipulation and Order for Granting Application for Licensure as PE by Comity	\$2,000	Making a material false statement in connection with application for licensure
Architect	Reinstatement	Order to Rescind Revocation of Architect License	---	Clearance Certificate issued by MN Department of Revenue
Architect	Reprimand	Stipulation and Order	\$500	Making a material false statement on renewal application
Architect	Suspension	Order for Suspension	---	Failure to substantiate continuing education
Professional Engineer	Reprimand	Stipulation and Order	\$2,000	Holding out and practice without a license as a PE while license was expired
Professional Engineer	Reinstatement	Order Vacating Revocation of PE License	---	Respondent met all requirements of revocation order
Professional Engineer	Reprimand	Stipulation and Order	\$1,000	Holding out and practice without a license as a PE while license was expired
Professional Engineer	Reprimand	Stipulation and Order	\$500	Holding out and practice without a license as a PE while license was expired
Professional Engineer	Reprimand	Stipulation and Order	\$3,000	Holding out and practice without a license as a PE while license was expired
Professional Engineer	Reprimand	Stipulation and Order	\$3,000	Holding out and practice without a license as a PE while license was expired
Professional Engineer	Reprimand	Stipulation and Order	\$500	Making a material false statement on renewal application and failure to substantiate continuing education

# Public Orders Issued

License Type	Status Change	Type of Action	Civil Penalty	Brief Statement of Reason for Action
Professional Engineer and Land Surveyor	Revocation	Order for Revocation of PE and LS licenses	---	MN Department of Revenue notification of tax liability
	Reinstatement	Order to Rescind Revocation of PE and LS licenses	---	Clearance Certificate issued by MN Department of Revenue
Professional Engineer	Reprimand	Stipulation and Order	\$500	Making a material false statement on renewal application and failure to substantiate continuing education
Professional Engineer	Reprimand	Stipulation and Order	\$4,000	Holding out and practice without a license as a PE while license was expired
Professional Engineer	Reprimand	Stipulation and Order	\$1,000	Holding out and practice without a license as a PE while license was expired
Professional Engineer	Reprimand	Stipulation and Order	\$500	Making a material false statement on renewal application and failure to substantiate continuing education
Professional Engineer	Reprimand	Stipulation and Order	\$4,800	Holding out and practice without a license as a PE while license was expired
Professional Engineer	Reprimand	Stipulation and Order	\$1,000	Holding out as a PE and offering to practice professional engineering while license was expired
Professional Engineer	Reprimand	Stipulation and Order	\$1,000	Holding out as a PE and offering to practice professional engineering while license was expired
Landscape Architect	Reprimand	Stipulation and Order	\$3,000	Practicing landscape architecture prior to licensure in Minnesota
Professional Geologist	Suspension	Order for Suspension	---	Failure to substantiate continuing education



# Public Orders Issued

License Type	Status Change	Type of Action	Civil Penalty	Brief Statement of Reason for Action
Professional Geologist	Suspension	Order for Suspension	---	Failure to substantiate continuing education
	Reinstatement	Order	---	Substantiated continuing education
Unlicensed	N/A	Settlement Agreement and Cease and Desist Order	\$2,000	Holding out as a Professional Geologist and practicing geoscience without a license
Unlicensed	N/A	Findings of Fact, Conclusions of Law and Cease and Desist Order	---	Holding out as a PE and practicing professional engineering without a license
Unlicensed	---	Settlement Agreement and Cease and Desist Order	\$5,000	Practicing professional engineering without a license
Unlicensed	---	Settlement Agreement and Cease and Desist Order	\$10,000	Holding out as a PE and practicing geoscience without a license

# Appendix - Architecture

Architect Exam Applications – FY17										
State of Residence	Age Category						Gender		Status	
	18-25	26-34	35-49	50-67	> 67	No DOB	Male	Female	Approved	Not Approved
California			1					1	1	
		1					1		1	
Colorado		1						1	1	
Massachusetts		1						1	1	
Minnesota	21	69	14	3		1		108	108	
	8	85	35	3		2	133		133	
Nebraska		1					1		1	
New York		2		1			3		3	
South Dakota			1				1		1	
Tennessee		1					1		1	
Texas		1					1		1	
Wisconsin		2						2	2	
Other Country		2						2	2	
<b>Totals</b>	<b>29</b>	<b>166</b>	<b>51</b>	<b>7</b>	<b>---</b>	<b>3</b>	<b>141</b>	<b>115</b>	<b>256</b>	<b>---</b>
<b>% of Totals</b>	<b>11%</b>	<b>65%</b>	<b>20%</b>	<b>3%</b>	<b>---</b>	<b>1%</b>	<b>55%</b>	<b>45%</b>	<b>100%</b>	<b>---</b>

Architect Exam Applications – FY18										
State of Residence	Age Category						Gender		Status	
	18-25	26-34	35-49	50-67	> 67	No DOB	Male	Female	Approved	Not Approved
California		3					3		3	
Colorado		1						1	1	
Iowa		1					1		1	
Kansas		1						1	1	
Minnesota	12	63	19	2		1		97	97	
	11	67	35	5		1	119		119	
South Dakota			1				1		1	
Texas			1				1		1	
Virginia	1	1						2	2	
Washington		1					1		1	
Other Country		1						1	1	
<b>Totals</b>	<b>24</b>	<b>139</b>	<b>56</b>	<b>7</b>	<b>---</b>	<b>2</b>	<b>126</b>	<b>102</b>	<b>228</b>	<b>---</b>
<b>% of Totals</b>	<b>11%</b>	<b>61%</b>	<b>25%</b>	<b>3%</b>	<b>---</b>	<b>&lt; 1%</b>	<b>55%</b>	<b>45%</b>	<b>100%</b>	<b>---</b>

## Architect by Comity Applications – FY17

State of Residence	Age Category						Gender		Method	
	18-25	26-34	35-49	50-67	> 67	No DOB	Male	Female	Approved	Not Approved
Alabama			1				1		1	
Arizona				1			1		1	
Arkansas			1	1			2		2	
California			1					1	1	
		1	2	6			9		8	1
Colorado		1	2					3	3	
			1	1			2		1	1
Connecticut				1				1	1	
District of Columbia			1	1			2		2	
Florida		1	1	3	1		6		6	
Georgia			1	4			5		5	
Idaho			1				1		1	
Illinois			1					1	1	
		2	3	12	1	1	19		18	1
Indiana		1		2			3		3	
Iowa		1	4	2			7		7	
Kansas			4	4			8		8	
Kentucky			2				2		2	
Maryland			2	1			3		2	1
Massachusetts			2	2			4		4	
Michigan			2	3			5		5	
Minnesota		3	6	1				10	10	
		5	6	2			13		13	
Missouri			6	7			13		13	
Mississippi				1			1		1	
Nebraska			1	1			2		2	
New Jersey		1		1			2		2	
New York				2				2	2	
				2	1		3		3	
North Carolina										
North Dakota		1	2	2			5		5	
Ohio				4	1		5		5	
Oregon			1				1		1	
Pennsylvania			1					1	1	
			2	1			3		3	
Rhode Island				1			1		1	
South Dakota			2				2		2	

### Architect by Comity Applications – FY17

State of Residence	Age Category						Gender		Method	
	18-25	26-34	35-49	50-67	> 67	No DOB	Male	Female	Approved	Not Approved
Texas			5	1			6		6	
Utah		1					1		1	
Virginia			1				1		1	
Washington				2			2		2	
Wisconsin		1						1	1	
			2	2			4		4	
<b>Totals</b>	---	<b>19</b>	<b>67</b>	<b>74</b>	<b>4</b>	<b>1</b>	<b>145</b>	<b>20</b>	<b>161</b>	<b>4</b>
<b>% of Totals</b>	---	12%	41%	45%	2%	< 1%	88%	12%	98%	2%

### Architect by Comity Application – FY18

State of Residence	Age Category						Gender		Method	
	18-25	26-34	35-49	50-67	> 67	No DOB	Male	Female	Approved	Not Approved
Arizona			3	1	1		5		5	
Arkansas			2				2		2	
California			1	7			8		8	
Colorado			1					1	1	
		1	3	1	1		6		6	
District of Columbia			1				1		1	
Florida			1					1	1	
		1					1		1	
Georgia				2			2		2	
Idaho			4				4		4	
Illinois			1	3				4	4	
		1	8	8			17		17	
Indiana			2				2		2	
Iowa		1						1	1	
		1	4		1		6		6	
Kansas				1			1		1	
Louisiana				1			1		1	
Maryland			1					1	1	
				1			1		1	
Massachusetts				2			2		2	
Michigan				1			1		1	
Minnesota		3		2				5	5	
		4	9	4			17		17	

### Architect by Comity Application – FY18

State of Residence	Age Category						Gender		Method	
	18-25	26-34	35-49	50-67	> 67	No DOB	Male	Female	Approved	Not Approved
Missouri				1				1	1	
			4	2			6		5	1
Montana		1		1			2		2	
Nebraska			3	1			4		4	
Nevada			2				2		2	
New Jersey			1	1			2		2	
New York		1						1	1	
			2	2			4		3	1
North Carolina			1				1		1	
North Dakota			1					1	1	
			2				2		2	
Ohio		1	4	3			8		8	
Pennsylvania			2	3			5		5	
South Carolina				1				1	1	
South Dakota		1						1	1	
				1			1			1
Tennessee			2					2	2	
		1	1	2			4		4	
Texas			1					1	1	
			2	4			6		6	
Utah				1			1		1	
Virginia			2	2			4		4	
Washington			1	1			2		2	
Wisconsin			3					3	3	
		1	2	1			4		4	
<b>Totals</b>	---	<b>18</b>	<b>77</b>	<b>61</b>	<b>3</b>	---	<b>135</b>	<b>24</b>	<b>156</b>	<b>3</b>
<b>% of Totals</b>	---	11%	48%	38%	2%	---	85%	15%	98%	2%

## Architect Licenses Issued – FY17

State of Residence	Age Category						Gender		Method	
	18-25	26-34	35-49	50-67	> 67	No DOB	Male	Female	Initial	Comity
Alabama			1				1			1
Arkansas			3				3			3
California			2					2	1	1
		1	2	5			8			8
Colorado		1	1					2		2
				2			2			2
Connecticut				1				1		1
District of Columbia				1			1			1
Florida		1		4	1		6			6
Georgia			1	4			5			5
Idaho			1	1			2			2
Illinois			1					1		1
		2	2	12	1		17			17
Indiana		2		1			3			3
Iowa			5	4			9			9
Kansas			5	5			10			10
Kentucky			2				2			2
Maryland			1	1			2			2
Massachusetts		1	1	2			4			4
Michigan			2	3			5			5
Minnesota		24	14	1				39	30	9
		47	19	4			70		55	15
Missouri			6	7			13			13
Mississippi				1			1			1
Nebraska			1	1			2			2
New Jersey		1		1			2			2
New York				1				1		1
				1	2		3			3
North Carolina				1			1			1
North Dakota			2	1			3			3
Ohio			1	4	1		6			6
Oklahoma			1					1	1	
Oregon			1				1			1
Pennsylvania			1					1		1
			2	3			5			5
Rhode Island				1			1			1
South Dakota		1					1			1

### Architect Licenses Issued – FY17

State of Residence	Age Category						Gender		Method	
	18-25	26-34	35-49	50-67	> 67	No DOB	Male	Female	Initial	Comity
Tennessee		1					1		1	
Texas			5	1			6			6
Utah			1				1			1
Virginia				1				1		1
			1				1			1
Washington				2			2			2
Wisconsin		1						1		1
<b>Totals</b>	---	<b>83</b>	<b>85</b>	<b>77</b>	<b>5</b>	---	<b>200</b>	<b>50</b>	<b>88</b>	<b>162</b>
<b>% of Totals</b>	---	33%	34%	31%	2%	---	80%	20%	35%	65%

### Architect Licenses Issued – FY18

State of Residence	Age Category						Gender		Method	
	18-25	26-34	35-49	50-67	> 67	No DOB	Male	Female	Initial	Comity
Arizona			3	1	1		5			5
Arkansas			2				2			2
California		1						1	1	
		3	1	5			9		3	6
Colorado			2					2		2
		1	3	1	1		6		1	5
District of Columbia			1				1			1
Florida				1			1			1
Georgia				2			2			2
Idaho			4				4			4
Illinois		1	1	2				4	1	3
		1	8	7			16			16
Indiana			1	1			2			2
Iowa		1						1		1
		1	3	1	1		6			6
Kansas				1			1			1
Louisiana				1			1			1
Maryland			1					1		1
				1			1			1
Massachusetts			1				1			1
Minnesota		29	10	1				40	34	6
		35	23	4			62		44	18



## Architect Licenses Issued – FY18

State of Residence	Age Category						Gender		Method	
	18-25	26-34	35-49	50-67	> 67	No DOB	Male	Female	Initial	Comity
Missouri				1				1		1
			4	2			6			6
Montana		1		1			2			2
Nebraska			1	1			2			2
Nevada			2				2			2
New Jersey			1	1			2			2
New York		2		1				3	1	2
		3	2	1			6		3	3
North Dakota			1					1		1
		1	2	1			4			4
Ohio		1	2	2			5			5
Pennsylvania			1	2			3			3
South Dakota		1	2				3		2	1
Tennessee			2					2		2
		1	1	1			3			3
Texas			1					1		1
		1	3	3			7		1	6
Utah				1			1			1
Virginia			2	2			4			4
Washington				2			2			2
Wisconsin			1					1		1
		1	2	3			6			6
Other Country		1						1	1	
<b>Totals</b>	---	<b>86</b>	<b>94</b>	<b>54</b>	<b>3</b>	---	<b>178</b>	<b>59</b>	<b>92</b>	<b>145</b>
<b>% of Totals</b>		36%	40%	23%	1%		75%	25%	39%	61%

# Appendix - Engineering

## Fundamentals of Engineering

Fundamentals of Engineering Exam Applications – FY17										
State of Residence	Age Category						Gender		Status	
	18-25	26-34	35-49	50-67	> 67	No DOB	Male	Female	Approved	Not Approved
California			1				1		1	
Colorado	2	1					3		3	
Illinois	3	1					4		4	
Iowa	1							1	1	
	4						4		3	1
Maine			1				1		1	
Minnesota	104	27	3			2		136	130	6
	375	108	36	1		9	529		526	3
Montana	1						1		1	
New Jersey	1							1	1	
New York			1				1			1
North Dakota	1							1	1	
	2	2					4		4	
Ohio	1						1		1	
Oregon	2						2		2	
Virginia			1				1		1	
Wisconsin	3			1				4	4	
	12	1					13		13	
Other Country	2	1	1				4		4	
<b>Totals</b>	<b>514</b>	<b>141</b>	<b>44</b>	<b>2</b>	<b>---</b>	<b>11</b>	<b>569</b>	<b>143</b>	<b>701</b>	<b>11</b>
<b>% of Totals</b>	<b>72%</b>	<b>20%</b>	<b>6%</b>	<b>&lt;1%</b>	<b>---</b>	<b>2%</b>	<b>80%</b>	<b>20%</b>	<b>98%</b>	<b>2%</b>

Fundamentals of Engineering Exam Applications – FY18										
State of Residence	Age Category						Gender		Status	
	18-25	26-34	35-49	50-67	> 67	No DOB	Male	Female	Approved	Not Approved
Alaska	1						1		1	
California	1						1		1	
Illinois	3						3		3	
Iowa	1						1		1	
Maryland		1						1	1	

## Fundamentals of Engineering Exam Applications – FY18

State of Residence	Age Category						Gender		Status	
	18-25	26-34	35-49	50-67	> 67	No DOB	Male	Female	Approved	Not Approved
	1						1		1	
Minnesota	88	27	5			4		124	124	
	307	108	28	8		6	457		454	3
North Dakota	1							1	1	
	3						3		3	
Washington			1				1		1	
Wisconsin	3	1						4	4	
	6	3	1			1	11		10	1
Other Country		1	1				2		2	
<b>Totals</b>	<b>415</b>	<b>141</b>	<b>36</b>	<b>8</b>	<b>---</b>	<b>11</b>	<b>481</b>	<b>130</b>	<b>607</b>	<b>4</b>
<b>% of Totals</b>	68%	23%	6%	1%		2%	79%	21%	99%	1%

### Engineer-In-Training

Engineer-In-Training (EIT) certificates are issued after the applicant successfully passes the Fundamentals of Engineering examination and provides the Board with the final official transcript showing degree awarded and date of graduation. Examinees may sit for the examination before completing the education requirement, so there is often a delay between passing the exam and obtaining the EIT credential.

## Engineer-In-Training Certificates Issued – FY17

State of Residence	Age Category						Gender	
	18-25	26-34	35-49	50-67	> 67	No DOB	Male	Female
Colorado	1	1					2	
Illinois	1							1
	1	1					2	
Iowa	3						3	
Maine			1				1	
Minnesota	48	11	1			1		61
	185	66	17	1		4	273	
Montana	1						1	
North Dakota	1	2					3	
South Dakota		1					1	
Oregon	2						2	
Vermont	1						1	
Washington		1						1
	1						1	
Wisconsin	2			1				3

### Engineer-In-Training Certificates Issued – FY17

State of Residence	Age Category						Gender	
	18-25	26-34	35-49	50-67	> 67	No DOB	Male	Female
	1	2					3	
Other Country		1					1	
<b>Totals</b>	<b>248</b>	<b>86</b>	<b>19</b>	<b>2</b>		<b>5</b>	<b>294</b>	<b>66</b>
<b>% of Totals</b>	69%	24%	5%	< 1%		1%	82%	18%

### Engineer-In-Training Certificates Issued – FY18

State of Residence	Age Category						Gender	
	18-25	26-34	35-49	50-67	> 67	No DOB	Male	Female
	1							
Alaska	1						1	
California	1	1					2	
Colorado	1	1					2	
Illinois	4	1					5	
Iowa	1							1
		1					1	
Maryland		1						1
Minnesota	49	10				1		60
	177	62	9			2	250	
North Dakota	1						1	
Virginia		1						1
			1				1	
Washington		1					1	
Wisconsin	2	1						3
	9	2				1	12	
Other Country	2						2	
<b>Totals</b>	<b>248</b>	<b>82</b>	<b>10</b>			<b>4</b>	<b>278</b>	<b>66</b>
<b>% of Totals</b>	72%	24%	3%			1%	81%	19%

## Professional Engineering

Professional Engineer Exam Applications – FY17										
State of Residence	Age Category						Gender		Method	
	18-25	26-34	35-49	50-67	> 67	No DOB	Male	Female	Approved	Not Approved
Alaska			1				1		1	
California		1						1	1	
Colorado		3						3	3	
		2	2				4		4	
Connecticut		1					1		1	
Florida		1						1	1	
			1	1			2		2	
Georgia		1					1		1	
Indiana				1			1		1	
Iowa		3					3		3	
Kansas		1						1	1	
		1		1			2		2	
Maine		1					1		1	
Minnesota	5	62	8	5				80	78	2
	10	328	77	14			429		415	14
Nevada		1					1			1
New York		1						1	1	
North Dakota		3	1				4		3	1
Ohio		1						1	1	
South Dakota		1						1	1	
		4	3				7		7	
Tennessee		1					1		1	
Texas		2	1	1			4		4	
Virginia		1					1		1	
Wisconsin			1	1				2	2	
		6	4				10		9	1
Other Country		2	4	1			7		7	
<b>Totals</b>	<b>15</b>	<b>428</b>	<b>103</b>	<b>25</b>			<b>480</b>	<b>91</b>	<b>552</b>	<b>19</b>
<b>% of Totals</b>	3%	75%	18%	4%			84%	16%	97%	3%

### Professional Engineer Exam Applications – FY18

State of Residence	Age Category						Gender		Method	
	18-25	26-34	35-49	50-67	> 67	No DOB	Male	Female	Approved	Not Approved
California		1					1		1	
Colorado	1		1				2		2	
Florida		1	1					2	2	
Georgia		1					1		1	
Illinois		1					1		1	
Iowa		2					2		2	
Kansas			1				1		1	
Minnesota	5	76	5	3				89	85	4
	11	329	65	16			421		408	13
Missouri		1					1		1	
North Dakota		5	2				7		6	1
South Dakota			1				1		1	
Tennessee		1					1		1	
Texas			2	1			3		3	
Virginia		1					1		1	
Washington		2						2	2	
Wisconsin		1		1				2	1	1
		10	3				13		13	
Other Country		1	2				3		3	
<b>Totals</b>	<b>17</b>	<b>433</b>	<b>83</b>	<b>21</b>			<b>459</b>	<b>95</b>	<b>535</b>	<b>19</b>
<b>% of Totals</b>	3%	78%	15%	4%			83%	17%	97%	3%

### Professional Engineer by Comity Applications – FY17

State of Residence	Age Category						Gender		Method	
	18-25	26-34	35-49	50-67	> 67	No DOB	Male	Female	Approved	Not Approved
Alabama		2	1	2	1		6		6	
Arizona			1					1	1	
		1	2				3		3	
Arkansas		2		1			3		3	
California			1					1	1	
		4	7	2			13		12	1
Colorado			1	1				2	2	
		3	5	3			11		10	1
Connecticut		1						1	1	
Florida		2	8		1		11		11	
Georgia		1	4	3			8		8	

## Professional Engineer by Comity Applications – FY17

State of Residence	Age Category						Gender		Method	
	18-25	26-34	35-49	50-67	> 67	No DOB	Male	Female	Approved	Not Approved
Idaho		2					2		2	
Illinois		1	1					2	2	
		8	11	10			29		27	2
Indiana		2	3	1			6		6	
Iowa										
		4		2			6		6	
Kansas		1	1					2	2	
		2	9	3			14		14	
Kentucky		3	1	1			5		4	1
Louisiana		1		1			2		2	
Maryland										
		1	1	1			3		3	
Massachusetts			1	4			5		3	2
Michigan		6	8	2			16		15	1
Minnesota		2	1					3	3	
		23	7	5			35		34	1
Missouri			1					1	1	
		3	7	7			17		17	
Montana			2	1			3		3	
Nebraska			1					1	1	
		2	2	2			6		6	
Nevada			1				1		1	
New Hampshire			1				1		1	
New Jersey		2	1	2			5		5	
New York			1	2				3	3	
		1	4	3			8		6	2
North Carolina		5	4				9		9	
North Dakota		1						1	1	
		14	2				16		16	
Ohio				1				1	1	
		3	8	1			12		12	
Oklahoma			3					3	3	
			3	1			4		4	
Oregon			3	2			5		5	
Pennsylvania		2	8	2			12		12	
Rhode Island				3			3		2	1
South Carolina			1	1			2		2	
South Dakota		5	2	1			8		8	



### Professional Engineer by Comity Applications – FY17

State of Residence	Age Category						Gender		Method	
	18-25	26-34	35-49	50-67	> 67	No DOB	Male	Female	Approved	Not Approved
Tennessee										
		2	8	3			13		13	
Texas		2	1					3	3	
		13	7	11		1	32		31	1
Utah			4	1			5		5	
Virginia		1	1	2	1		5		5	
Washington		1	2	2			5		5	
Wisconsin		2	2					4	4	
		11	18	3			32		31	1
West Virginia			1				1		1	
Other Country			1				1		1	
<b>Totals</b>		<b>142</b>	<b>174</b>	<b>93</b>	<b>3</b>	<b>1</b>	<b>384</b>	<b>29</b>	<b>399</b>	<b>14</b>
<b>% of Totals</b>		<b>34%</b>	<b>42%</b>	<b>23%</b>	<b>1%</b>	<b>&lt; 1%</b>	<b>93%</b>	<b>7%</b>	<b>97%</b>	<b>3%</b>

### Professional Engineer by Comity Applications – FY18

State of Residence	Age Category						Gender		Method	
	18-25	26-34	35-49	50-67	> 67	No DOB	Male	Female	Approved	Not Approved
Alabama			3	1			4		4	
Alaska				1			1		1	
Arizona			2					2	2	
		3	2	2			7		6	1
Arkansas		1	2				3		3	
California		1						1	1	
			7	8	1		16		13	3
Colorado		5	14	4			23		23	
Florida		3	6	2	1		12		12	
Georgia			1					1	1	
		1	6	5			12		12	
Hawaii			1				1		1	
Idaho			3	1			4		4	
Illinois			1	2				3	3	
		9	23	9			41		39	2
Indiana		1	3	2			6		6	
Iowa			1					1	1	
		3	1	1			5		5	
Kansas		1	3				4		4	
Kentucky			3				3		2	1

# Professional Engineer by Comity Applications – FY18

State of Residence	Age Category						Gender		Method	
	18-25	26-34	35-49	50-67	> 67	No DOB	Male	Female	Approved	Not Approved
Louisiana			1					1	1	
		1	1				2		2	
Maine		1			1		2		2	
Maryland		1	2	1			4		4	
Massachusetts			1	2			3		3	
Michigan		1	2					3	3	
		1	7	2			10		10	
Minnesota		5	5					10	9	1
		17	6	3			26		24	2
Mississippi			1				1		1	
Missouri		6	8	5	1		20		20	
Montana		1	2				3		3	
Nebraska			1					1	1	
		2		1			3		3	
Nevada			3	1			4		4	
New Hampshire				1			1		1	
New Jersey		3	2	2			7		7	
New Mexico				1			1		1	
New York		1	6			1	8		8	
North Carolina		1						1	1	
		3	4	3			10		10	
North Dakota		1						1	1	
	1	9	4	1			15		15	
Ohio				2				2	2	
		7	7	2			16		16	
Oregon				1			1		1	
Pennsylvania		1						1	1	
		3	7				10		10	
South Carolina		1	2				3		3	
South Dakota			1					1	1	
		4	2				6		6	
Tennessee			1	2				3	3	
			1	3	1	1	6		6	
Texas		5	8	8	1		22		20	2
Utah			1					1	1	
		1	3	1			5		5	
Vermont			1					1	1	
		1					1		1	

### Professional Engineer by Comity Applications – FY18

State of Residence	Age Category						Gender		Method	
	18-25	26-34	35-49	50-67	> 67	No DOB	Male	Female	Approved	Not Approved
Virginia		2	7	6			15		15	
Washington		1	3	1			5		5	
Wisconsin		2	1					3	3	
		13	12	1			26		26	
West Virginia		1		1			2		2	
Other Country			1	1			2		2	
<b>Totals</b>	<b>1</b>	<b>124</b>	<b>196</b>	<b>90</b>	<b>6</b>	<b>2</b>	<b>382</b>	<b>37</b>	<b>407</b>	<b>12</b>
<b>% of Totals</b>	< 1%	30%	47%	21%	1%	< 1%	91%	9%	97%	3%

### Professional Engineer by EEE Applications – FY17

State of Residence	Age Category						Gender		Method	
	18-25	26-34	35-49	50-67	> 67	No DOB	Male	Female	Approved	Not Approved
Alabama			2	2			4		4	
Arizona		1	4	4			9		9	
California		3	1	7	2		13		13	
Colorado		1	1				2		2	
Delaware				1			1		1	
Florida			4	3			7		7	
Georgia			2				2		2	
Idaho			1				1		1	
Illinois			1					1	1	
		5	5	4			14		14	
Iowa			1					1	1	
		4	1		1		6		6	
Kansas		1	1	2			4		4	
Louisiana		1	1				2		2	
Massachusetts				1			1		1	
Michigan		1	1	3			5		5	
Minnesota			2	1				3	3	
		13	3	2			18		17	1
Missouri			1	2			3		3	
Montana		1					1		1	
Nebraska			2	2			4		4	
Nevada			2				2		2	
New Jersey				2			2		2	
New York			1	1			2		2	

### Professional Engineer by EEE Applications – FY17

State of Residence	Age Category						Gender		Method	
	18-25	26-34	35-49	50-67	> 67	No DOB	Male	Female	Approved	Not Approved
North Carolina		1	2	1			4		4	
North Dakota		1						1	1	
		1	1	1			3		3	
Ohio		1	2					3	3	
			6	2			8		8	
Pennsylvania			1	2			3		3	
Rhode Island				1			1		1	
South Carolina				2			2		2	
South Dakota		1	1				2		2	
Tennessee			2	3			5		5	
Texas				1				1	1	
		2	3	5			10		10	
Utah		1	3	2			6		6	
Virginia				1			1		1	
Washington				1				1	1	
				2			2		2	
Wisconsin			2	1				3	3	
		1	8	4			13		13	
Other Country		2					2		2	
<b>Totals</b>		<b>42</b>	<b>68</b>	<b>66</b>	<b>3</b>		<b>165</b>	<b>14</b>	<b>178</b>	<b>1</b>
<b>% of Totals</b>		23%	38%	37%	2%		92%	8%	99%	1%

### Professional Engineer by EEE Applications – FY18

State of Residence	Age Category						Gender		Method	
	18-25	26-34	35-49	50-67	> 67	No DOB	Male	Female	Approved	Not Approved
Alabama			1				1		1	
Arizona			1					1	1	
California			1	1				2	2	
		1	6	3			10		10	
Colorado			1					1	1	
			5	4			9		9	
Florida		1		1			2		2	
Georgia				2			2		2	
Idaho		1		1			2		2	
Illinois			1					1	1	
		3	4	3			10		10	

# Professional Engineer by EEE Applications – FY18

State of Residence	Age Category						Gender		Method	
	18-25	26-34	35-49	50-67	> 67	No DOB	Male	Female	Approved	Not Approved
Indiana		1		2			3		3	
Iowa		2	1				3		3	
Kansas			1	1			2		2	
Kentucky				1			1		1	
Louisiana		2	1		1		4		4	
Maryland			1	2			3		3	
Massachusetts			1	1			2		2	
Michigan		1	2				3		3	
Minnesota		2						2	2	
		14	3	5	1		23		23	
Missouri			1	3			4		4	
Montana			1				1		1	
Nebraska					1		1		1	
Nevada				2			2		2	
New Jersey		1	2				3		3	
New York		1						1	1	
North Carolina				2			2		2	
North Dakota		2					2		2	
Ohio			1	1	1		3		3	
Oklahoma				1			1		1	
Oregon		1						1	1	
			1				1		1	
Pennsylvania			1	2			3		3	
Rhode Island					1		1		1	
South Carolina			1					1	1	
					3		3		3	
South Dakota		1					1		1	
Tennessee				1			1		1	
Texas		1		4			5		5	
Utah		1					1		1	
Virginia		1		2			3		3	
Washington			1				1		1	
Wisconsin		2	5	4	1		12		12	
<b>Totals</b>		<b>39</b>	<b>44</b>	<b>49</b>	<b>9</b>		<b>131</b>	<b>10</b>	<b>141</b>	<b>0</b>
<b>% of Totals</b>		28%	31%	35%	6%		93%	7%	100%	

## Professional Engineer Licenses Issued – FY17

State of Residence	Age Category						Gender		Method	
	18-25	26-34	35-49	50-67	> 67	No DOB	Male	Female	Initial	Comity / EEE
Alabama		2	2	4	1		9			9
Arizona			1					1		1
		1	4	3			8			8
Arkansas		2		1			3			3
California		1						1	1	
		8	9	7	1		25		3	22
Colorado		2	3	2				7	2	5
		6	6	2			14		2	12
Connecticut		1					1		1	
Delaware				1			1			1
Florida		2	11	2	1		16		1	15
Georgia		2	5	5			12		1	11
Idaho		1	2				3			3
Illinois		3	3					6	1	5
		15	18	12			45			45
Indiana		1	5	1			7		1	6
Iowa			1					1		1
		9	5	1	1		16		1	15
Kansas		2						2		2
		5	7	5			17		3	14
Kentucky		4	1				5			5
Louisiana		2	1	1			4			4
Maine		1					1		1	
Maryland		1	2				3			3
Massachusetts		1	1	3			5			5
Michigan		8	3	6			17		1	16
Minnesota	1	42	9	2				54	48	6
	5	320	60	12	1		398		345	53
Missouri		1	1					2		2
		5	7	8			20			20
Montana		1	4	2			7			7
Nebraska			1					1		1
		3	5	3			11		1	10
Nevada			3				3			3
New Jersey		1		2			3			3
New York		1		1				2	1	1
		2	3	3			8			8
North Carolina		5	6	2			13			13

# Professional Engineer Licenses Issued – FY17

State of Residence	Age Category						Gender		Method	
	18-25	26-34	35-49	50-67	> 67	No DOB	Male	Female	Initial	Comity / EEE
North Dakota		2						2		2
		17	4	1	1		23		2	21
Ohio		1		1				2	1	1
		3	15	2			20		1	19
Oklahoma		1	2					3		3
		1	4				5			5
Oregon			2				2			2
Pennsylvania		3	10	5			18			18
Rhode Island				3			3			3
South Carolina		2	2	4			8			8
South Dakota		1						1	1	
		7	5	1			13		4	9
Tennessee		2	8	5			15		1	14
Texas		3	1	1				5		5
		16	14	16			46		4	42
Utah		2	8	1			11		1	10
Virginia		1	2	3	1		7			7
Washington				1				1		1
		2	1	3	1		7			7
West Virginia			1	1			2			2
Wisconsin		4	6	1				11	2	9
		14	28	7			49		8	41
Other Country		3	2				5		2	3
<b>Totals</b>	<b>6</b>	<b>546</b>	<b>304</b>	<b>147</b>	<b>8</b>		<b>909</b>	<b>102</b>	<b>441</b>	<b>570</b>
<b>% of Totals</b>	<b>1%</b>	<b>54%</b>	<b>30%</b>	<b>15%</b>	<b>1%</b>		<b>90%</b>	<b>10%</b>	<b>44%</b>	<b>56%</b>

# Professional Engineer Licenses Issued – FY18

State of Residence	Age Category						Gender		Method	
	18-25	26-34	35-49	50-67	> 67	No DOB	Male	Female	Initial	Comity / EEE
Alabama			3	2			5			5
Arizona			2					2		2
		3	3	1			7			7
Arkansas		1	2				3			3
California		1	2	1				4		4
		2	11	11	1		25		1	24
Colorado			1					1		1
		3	17	6			26		1	25
Connecticut		1					1		1	
Florida		4	6	5	1		16			16
Georgia			1					1		1
		1	7	3			11			11
Idaho		2	3	1			6			6
Illinois			1					1		1
		10	18	11			39			39
Indiana		3	1	5			9			9
Iowa			1					1		1
		4	1	1			6		1	5
Kansas			1					1		1
		2	8	1			11		1	10
Kentucky			1	1			2			2
Louisiana			1					1		1
		2	2				4			4
Maine					1		1			1
Maryland		1	3	3			7			7
Massachusetts			2	3			5			5
Michigan		1	2					3		3
		2	12	4			18			18
Minnesota	1	30	4					35	25	10
	1	164	24	12	1		202		155	47
Mississippi			1				1			1
Missouri		5	9	7	1		22		1	21
Montana			3				3			3
Nebraska			1					1		1
		3		2	1		6			6
Nevada			2	2			4			4
New Hampshire			1				1			1
New Jersey		4	5	3			12			12



# Professional Engineer Licenses Issued – FY18

State of Residence	Age Category						Gender		Method	
	18-25	26-34	35-49	50-67	> 67	No DOB	Male	Female	Initial	Comity / EEE
New York		1	1					2		2
		1	6				7			7
North Carolina		1						1		1
		5	4	5			14			14
North Dakota		2						2		2
		15	3	1			19		2	17
Ohio		1	2	1				4		4
		7	6	5	1		19			19
Oklahoma				2			2			2
Oregon		1						1		1
			2	2			4			4
Pennsylvania		1						1		1
		3	10				13			13
Rhode Island					1		1			1
South Carolina		1	1	2			4			4
South Dakota			1					1		1
		6	4				10		1	9
Tennessee		2	4	3	1		10		1	9
Texas				1				1		1
		7	6	7	1		21			21
Utah			1					1		1
			2	2			4			4
Vermont		1					1			1
Virginia		3	5	7			15			15
Washington		1	3	2			6			6
West Virginia		1		1			2			2
Wisconsin		1						1		1
		20	18	6	1		45		6	39
Other Country		1					1		1	
<b>Totals</b>	<b>2</b>	<b>331</b>	<b>241</b>	<b>132</b>	<b>11</b>		<b>651</b>	<b>66</b>	<b>197</b>	<b>520</b>
<b>% of Totals</b>	< 1%	46%	34%	18%	2%		91%	9%	27%	73%

# Appendix – Land Surveying

## Fundamentals of Surveying

Fundamentals of Surveying Exam Applications – FY17										
State of Residence	Age Category						Gender		Status	
	18-25	26-34	35-49	50-67	> 67	No DOB	Male	Female	Approved	Not Approved
Minnesota		1						1	1	
	15	3	3				21		18	3
North Dakota		1	1				2		2	
<b>Totals</b>	<b>15</b>	<b>5</b>	<b>4</b>				<b>23</b>	<b>1</b>	<b>21</b>	<b>3</b>
<b>% of Totals</b>	63%	21%	17%				96%	4%	88%	12%

Fundamentals of Surveying Exam Applications – FY18										
State of Residence	Age Category						Gender		Status	
	18-25	26-34	35-49	50-67	> 67	No DOB	Male	Female	Approved	Not Approved
Michigan			1				1		1	
Minnesota										
	6	8	9				23		22	1
Montana		1					1		1	
<b>Totals</b>	<b>6</b>	<b>9</b>	<b>10</b>				<b>25</b>		<b>24</b>	<b>1</b>
<b>% of Totals</b>	24%	36%	40%				100%		96%	4%

## Land Surveyor-In-Training

Land Surveyor-In-Training (LSIT) certificates are issued after the applicant successfully passes the Fundamentals of Surveying examination and provides the Board with the final official transcript showing degree awarded and date of graduation. Examinees may sit for the examination before completing the education requirement, so there is often a delay between passing the exam and obtaining the LSIT credential.

Land Surveyor-In-Training Certificates Issued – FY17								
State of Residence	Age Category						Gender	
	18-25	26-34	35-49	50-67	> 67	No DOB	Male	Female
Minnesota	2	5	2				9	
North Dakota		1					1	
<b>Totals</b>	<b>2</b>	<b>6</b>	<b>2</b>				<b>10</b>	
<b>% of Totals</b>	20%	60%	20%				100%	

Land Surveyor-In-Training Certificates Issued – FY18								
State of Residence	Age Category						Gender	
	18-25	26-34	35-49	50-67	> 67	No DOB	Male	Female
Minnesota	4	3	1				8	
<b>Totals</b>	<b>4</b>	<b>3</b>	<b>1</b>				<b>8</b>	
<b>% of Totals</b>	50%	38%	12%				100%	

## Professional Surveying

Professional Surveying Exam Applications – FY17										
State of Residence	Age Category						Gender		Status	
	18-25	26-34	35-49	50-67	> 67	No DOB	Male	Female	Approved	Not Approved
Colorado		1					1		1	
Minnesota			2					2	2	
		7	9				16		14	2
<b>Totals</b>		<b>8</b>	<b>11</b>				<b>17</b>	<b>2</b>	<b>17</b>	<b>2</b>
<b>% of Totals</b>		42%	58%				89%	11%	89%	11%

### Professional Surveying Exam Applications – FY18

State of Residence	Age Category						Gender		Status	
	18-25	26-34	35-49	50-67	> 67	No DOB	Male	Female	Approved	Not Approved
Minnesota		4	10				14		13	1
<b>Totals</b>		<b>4</b>	<b>10</b>				<b>14</b>		<b>13</b>	<b>1</b>
<b>% of Totals</b>		29%	71%				100%		93%	7%

### Land Surveyor by Comity Applications – FY17

State of Residence	Age Category						Gender		Status	
	18-25	26-34	35-49	50-67	> 67	No DOB	Male	Female	Approved	Not Approved
Colorado		1					1		1	
Michigan		1					1		1	
Minnesota			1				1		1	
New Hampshire				1			1			1
North Carolina				1			1		1	
North Dakota		1	1				2		1	1
Oklahoma					1		1			1
Texas				1			1			1
Wisconsin		2	1				3		1	2
<b>Totals</b>		<b>5</b>	<b>3</b>	<b>3</b>	<b>1</b>		<b>12</b>		<b>6</b>	<b>6</b>
<b>% of Totals</b>		42%	25%	25%	8%		100%		50%	50%

### Land Surveyor by Comity Applications – FY18

State of Residence	Age Category						Gender		Status	
	18-25	26-34	35-49	50-67	> 67	No DOB	Male	Female	Approved	Not Approved
Colorado			2				2		1	1
Illinois			1	1			2		1	1
Indiana			1				1		1	
Kansas				1			1			1
Maine			1				1			1
Michigan		1					1		1	
Minnesota			1				1		1	
North Carolina			1	3			4		2	2
Pennsylvania			1				1		1	
Texas				1			1			1
Wisconsin		1	4				5		4	1
<b>Totals</b>		<b>2</b>	<b>12</b>	<b>6</b>			<b>20</b>		<b>12</b>	<b>8</b>
<b>% of Totals</b>		10%	60%	30%			100%		60%	40%

### Land Surveyor Licenses Issued – FY17

State of Residence	Age Category						Gender		Method	
	18-25	26-34	35-49	50-67	> 67	No DOB	Male	Female	Initial	Comity
Colorado		2					2		1	1
Minnesota			1					1	1	
		9	6				15		14	1
North Dakota		1	1				2			2
Wisconsin		1					1			1
<b>Totals</b>		<b>13</b>	<b>8</b>				<b>20</b>	<b>1</b>	<b>16</b>	<b>5</b>
<b>% of Totals</b>		62%	38%				95%	5%	76%	24%

### Land Surveyor Licenses Issued – FY18

State of Residence	Age Category						Gender		Method	
	18-25	26-34	35-49	50-67	> 67	No DOB	Male	Female	Initial	Comity
Colorado			1				1			1
Indiana			1				1			1
Minnesota		1	3				4		4	
Pennsylvania			1				1			1
<b>Totals</b>		<b>1</b>	<b>6</b>				<b>7</b>		<b>4</b>	<b>3</b>
<b>% of Totals</b>		14%	86%				100%		57%	43%

# Appendix – Geology

## Fundamentals of Geology

Fundamentals of Geology Exam Applications – FY17										
State of Residence	Age Category						Gender		Status	
	18-25	26-34	35-49	50-67	> 67	No DOB	Male	Female	Approved	Not Approved
California	1	1					2		2	
Illinois	1							1	1	
Minnesota	8	8	1			1		18	17	1
	15	14	3				32		32	
North Dakota	1	1						1	2	
		3					3		3	
South Dakota		1					1		1	
Wisconsin	1						1		1	
<b>Totals</b>	<b>27</b>	<b>28</b>	<b>4</b>			<b>1</b>	<b>39</b>	<b>20</b>	<b>59</b>	<b>1</b>
<b>% of Totals</b>	45%	47%	7%			1%				

Fundamentals of Geology Exam Applications – FY18										
State of Residence	Age Category						Gender		Status	
	18-25	26-34	35-49	50-67	> 67	No DOB	Male	Female	Approved	Not Approved
Illinois				1			1		1	
Minnesota	11	6	1					18	18	
	16	15	5				36		35	1
North Dakota	1	1					2		2	
Wisconsin	1	2	1				4		4	
<b>Totals</b>	<b>29</b>	<b>24</b>	<b>7</b>	<b>1</b>			<b>43</b>	<b>18</b>	<b>60</b>	<b>1</b>
<b>% of Totals</b>	48%	39%	11%	2%			70%	30%	98%	2%

## Geologist-In-Training

Geologist-In-Training (GIT) certificates are issued after the applicant successfully passes the Fundamentals of Geology examination and provides the Board with the final official transcript showing degree awarded and date of graduation. Examinees may sit for the examination before completing the education requirement, so there is often a delay between passing the exam and obtaining the GIT credential.

Geologist-In-Training Certificates Issued – FY17								
State of Residence	Age Category						Gender	
	18-25	26-34	35-49	50-67	> 67	No DOB	Male	Female
California	1						1	
Illinois	1							1
Minnesota	1	3						4
	7	10	3				20	
North Dakota		1						1
		1					1	
South Dakota		1					1	
<b>Totals</b>	<b>10</b>	<b>16</b>	<b>3</b>				<b>23</b>	<b>6</b>
<b>% of Totals</b>	34%	55%	10%				79%	21%

Geologist-In-Training Certificates Issued – FY18								
State of Residence	Age Category						Gender	
	18-25	26-34	35-49	50-67	> 67	No DOB	Male	Female
California		1					1	
Illinois				1			1	
Minnesota	6	4				1		11
	9	8	1				18	
North Dakota		1					1	
Wisconsin		2					2	
<b>Totals</b>	<b>15</b>	<b>16</b>	<b>1</b>	<b>1</b>		<b>1</b>	<b>23</b>	<b>11</b>
<b>% of Totals</b>	44%	47%	3%	3%		3%	68%	32%