



17 - 0597

Bloomington Fire Department Relief Association



2016 Annual Report



BLOOMINGTON FIRE DEPARTMENT
RELIEF ASSOCIATION

BLOOMINGTON, MINNESOTA

ANNUAL REPORT

For the Year Ended December 31, 2016

Table of Contents

President's Letter	3
Summary of Current Plan Provisions	4
Financials	5
Appendix A – State Auditor's Report	

Introductory Section

Organization

Financial Section

Independent Auditor's Report

Management's Discussion and Analysis

Basic Financial Statements

Statement of Fiduciary Net Position

Statement of Changes in Fiduciary Net Position

Notes to the Financial Statements

Required Supplementary Information

Schedule of Changes in Net Pension Asset and Related Ratio

Schedule of Employer Contributions

Schedule of Investment Returns

Notes to the Required Supplementary Information

Other Pension Information Section

Independent Auditor's Report

Schedule of Pension Amounts

Notes to the Required Schedule

Management and Compliance Section

Schedule of Findings and Recommendations

Communication of Significant Deficiencies and/or Material
Weaknesses in Internal Control over Financial Reporting
and Other Matters

Independent Auditor's Report on Minnesota Legal Compliance

President's Letter

March 2017

Dear BFDRA Members,

Investments performed well last year, resulting in a 7.5% gain for the pension fund. Our funding ratio remains strong, declining fractionally to 111.25% from 111.29% in the previous year.

Early in 2016, the pension board engaged the Meketa Group, based in Chicago, for independent investment analysis and advice. They completed a thorough evaluation of our investments and suggested some minor changes to provide additional diversification within our investment portfolio. After updating our investment policy, we began implementing these recommendations.

Our annual audit was recently completed by the Office of the State Auditor. Requirements for the audit are increasing as they do each year. The audit went well with no new findings.

As always contact a board member if we can help in any way. Thank you for your support.

Sincerely,

A handwritten signature in cursive script that reads "John Bayard".

John Bayard
President, BFDRA

Bloomington Fire Department Relief Association

SUMMARY OF CURRENT PLAN PROVISIONS

1. Basic Benefit	One-third of the final average salary of a City of Bloomington police officer of the highest grade, not including officer rank. The final average earning is the average of the monthly pay for such a police officer over the past three years. All benefits under the plan are adjusted annually to reflect changes in police officer salaries.
2. Normal Retirement Benefit	Basic benefit is payable at retirement after attainment of the age of 50 and completion of 20 years of service.
3. Deferred Vested Benefit	After completion of 20 years of service, the basic benefit is payable after attainment of age 50.
4. Disability Benefit	The basic benefit is payable while the member remains disabled. Non-Duty related disability payments are pro-rated based on credited full year(s) of service. Disability is defined as inability to perform the duties of a firefighter.
5. Surviving Spouse Benefit:	On the death of any active or inactive member, 75% of the basic benefit is payable to the surviving spouse for the spouse's remaining lifetime, or until remarriage. For non-duty related deaths, this benefit is pro-rated based on full years of credited service.
6. Children's Benefit	On the death of an active member, 25% of the basic benefit is payable to all surviving children, divided equally, until attainment of age 18. Maximum family benefit is 100% of the basic benefit.
7. Lump Sum Death Benefit	On the death of any active or inactive member, \$500 is payable from the Special Fund, and \$2000 is payable from the General Fund.
8. Membership Dues	Each active member contributes \$144. per year.

Financials

Allocations


Class	Current Allocation	Policy Goal	Policy Range
Total Domestic Equity	52%	35%	25%-45%
Developed International Equity	12%	10%	5%-15%
Total Emerging Markets Equity	3%	5%	0%-10%
Total Private Equity	-	5%	0%-10%
Total Real Estate	-	5%	0%-10%
Total Investment Grade Bond	30%	38%	33%-43%
Total Cash	2%	2%	0%-5%
Total	100%	100%	

Integrated Performance

Account	Percent of Total Invested	End Balance 12/31/2016	YTD Return
Union Bank Account	.8%	\$1,241,274	0%
GQG Emerging Market	3.0	\$4,695,399	-4.6
SBI Bond Market Fund	30.4	\$47,397,619	3.6
SBI Common Index Fund	34.9	\$54,296,116	12.7
SBI International Fund	12.3	\$19,185,333	2.7
SBI Stock Active Fund	17.5	\$27,197,347	10.5
SBI Money Market Fund	1.1	\$1,683,914	1.1
Total	100%	\$155,697,002	7.5%

STATE OF MINNESOTA

Office of the State Auditor



Rebecca Otto
State Auditor

BLOOMINGTON FIRE DEPARTMENT
RELIEF ASSOCIATION
BLOOMINGTON, MINNESOTA

YEAR ENDED DECEMBER 31, 2016

Description of the Office of the State Auditor

The mission of the Office of the State Auditor is to oversee local government finances for Minnesota taxpayers by helping to ensure financial integrity and accountability in local governmental financial activities.

Through financial, compliance, and special audits, the State Auditor oversees and ensures that local government funds are used for the purposes intended by law and that local governments hold themselves to the highest standards of financial accountability.

The State Auditor performs approximately 150 financial and compliance audits per year and has oversight responsibilities for over 3,300 local units of government throughout the state. The office currently maintains five divisions:

Audit Practice - conducts financial and legal compliance audits of local governments;

Government Information - collects and analyzes financial information for cities, towns, counties, and special districts;

Legal/Special Investigations - provides legal analysis and counsel to the Office and responds to outside inquiries about Minnesota local government law; as well as investigates allegations of misfeasance, malfeasance, and nonfeasance in local government;

Pension - monitors investment, financial, and actuarial reporting for approximately 700 public pension funds; and

Tax Increment Financing - promotes compliance and accountability in local governments' use of tax increment financing through financial and compliance audits.


The State Auditor serves on the State Executive Council, State Board of Investment, Land Exchange Board, Public Employees Retirement Association Board, Minnesota Housing Finance Agency, and the Rural Finance Authority Board.

Office of the State Auditor
525 Park Street, Suite 500
Saint Paul, Minnesota 55103
(651) 296-2551
state.auditor@osa.state.mn.us
www.auditor.state.mn.us

This document can be made available in alternative formats upon request. Call 651-296-2551 [voice] or 1-800-627-3529 [relay service] for assistance; or visit the Office of the State Auditor's web site: www.auditor.state.mn.us.

**BLOOMINGTON FIRE DEPARTMENT
RELIEF ASSOCIATION
BLOOMINGTON, MINNESOTA**

Year Ended December 31, 2016



**Audit Practice Division
Office of the State Auditor
State of Minnesota**

**BLOOMINGTON FIRE DEPARTMENT RELIEF ASSOCIATION
BLOOMINGTON, MINNESOTA**

TABLE OF CONTENTS

	<u>Exhibit</u>	<u>Page</u>
Introductory Section		
Organization		1
Financial Section		
Independent Auditor's Report		2
Management's Discussion and Analysis		4
Basic Financial Statements		
Statement of Fiduciary Net Position	1	7
Statement of Changes in Fiduciary Net Position	2	8
Notes to the Financial Statements		9
Required Supplementary Information		
Schedule of Changes in Net Pension Asset and Related Ratio	A-1	26
Schedule of Employer Contributions	A-2	27
Schedule of Investment Returns	A-3	27
Notes to the Required Supplementary Information		28
Other Pension Information Section		
Independent Auditor's Report		30
Schedule of Pension Amounts	B-1	32
Notes to the Required Schedule		34
Management and Compliance Section		
Schedule of Findings and Recommendations		36
Communication of Significant Deficiencies and/or Material Weaknesses in Internal Control over Financial Reporting and Other Matters		38
Independent Auditor's Report on Minnesota Legal Compliance		40

Introductory Section




**BLOOMINGTON FIRE DEPARTMENT RELIEF ASSOCIATION
BLOOMINGTON, MINNESOTA**

ORGANIZATION
DECEMBER 31, 2016

	Term	
	From	To
Board of Trustees		
Elected members		
Dave Matlon	March 2013	March 2017
Paul Goodwin	March 2013	March 2017
Chris Morrison	March 2014	March 2017
Jason Rich	March 2015	March 2018
John Bayard	March 2015	March 2018
Dennis Zwaschka	March 2014	March 2017
Municipal trustees		
Council Member		
Dwayne Lowman		
City Chief Financial Officer		
Lori Economy-Scholler		
Chief of Fire Department		
Ulysses Seal		
Officers		
President		
John Bayard		
Vice President		
Paul Goodwin		
Secretary		
Chris Morrison		
Treasurer		
Dave Matlon		

Financial Section





REBECCA OTTO
STATE AUDITOR

STATE OF MINNESOTA OFFICE OF THE STATE AUDITOR

SUITE 500
525 PARK STREET
SAINT PAUL, MN 55103-2139

(651) 296-2551 (Voice)
(651) 296-4755 (Fax)
state.auditor@state.mn.us (E-mail)
1-800-627-3529 (Relay Service)

INDEPENDENT AUDITOR'S REPORT

Board of Trustees
Bloomington Fire Department Relief Association
Bloomington, Minnesota

Report on the Financial Statements

We have audited the accompanying financial statements of the Bloomington Fire Department Relief Association as of and for the year ended December 31, 2016, and the related notes to the financial statements, which collectively comprise the Association's basic financial statements, as listed in the table of contents.

Management's Responsibility for the Financial Statements

Management is responsible for the preparation and fair presentation of these financial statements in accordance with accounting principles generally accepted in the United States of America; this includes the design, implementation, and maintenance of internal control relevant to the preparation and fair presentation of financial statements that are free from material misstatement, whether due to fraud or error.

Auditor's Responsibility

Our responsibility is to express an opinion on these financial statements based on our audit. We conducted our audit in accordance with auditing standards generally accepted in the United States of America. Those standards require that we plan and perform the audit to obtain reasonable assurance about whether the financial statements are free from material misstatement.

An audit involves performing procedures to obtain audit evidence about the amounts and disclosures in the financial statements. The procedures selected depend on the auditor's judgment, including the assessment of the risks of material misstatement of the financial statements, whether due to fraud or error. In making those risk assessments, the auditor considers internal control relevant to the Association's preparation and fair presentation of the financial statements in order to design audit procedures that are appropriate in the circumstances, but not for the purpose of expressing an opinion on the effectiveness of the Association's internal control. Accordingly, we express no such opinion. An audit also includes evaluating the appropriateness of accounting policies used and the reasonableness of significant accounting estimates made by management, as well as evaluating the overall presentation of the financial statements.

We believe that the audit evidence we have obtained is sufficient and appropriate to provide a basis for our audit opinion.

Opinion

In our opinion, the financial statements referred to above present fairly, in all material respects, the fiduciary net position of the Bloomington Fire Department Relief Association as of December 31, 2016, and the changes in fiduciary net position for the year then ended in accordance with accounting principles generally accepted in the United States of America.

Emphasis of Matter - Change in Accounting Principle

During 2016, the Association adopted new accounting guidance by implementing the provisions of Governmental Accounting Standards Board (GASB) Statement No. 72, *Fair Value Measurement and Application*. This statement addresses accounting and financial reporting issues related to fair value measurements and provides guidance for determining a fair value measurement for financial reporting purposes and for applying fair value to certain investments and disclosures related to all fair value measurements. Our opinion is not modified with respect to this matter.


Other Matter

Required Supplementary Information

Accounting principles generally accepted in the United States of America require that the Management's Discussion and Analysis and Required Supplementary Information as listed in the table of contents be presented to supplement the basic financial statements. Such information, although not part of the basic financial statements, is required by the GASB, who considers it to be an essential part of financial reporting for placing the basic financial statements in an appropriate operational, economic, or historical context. We have applied certain limited procedures to the required supplementary information in accordance with auditing standards generally accepted in the United States of America, which consisted of inquiries of management about the methods of preparing the information and comparing the information for consistency with management's responses to our inquiries, the basic financial statements, and other knowledge we obtained during our audit of the basic financial statements. We do not express an opinion or provide any assurance on the information because the limited procedures do not provide us with sufficient evidence to express an opinion or provide any assurance.



REBECCA OTTO
STATE AUDITOR



GREG HIERLINGER, CPA
DEPUTY STATE AUDITOR

March 7, 2017

MANAGEMENT'S DISCUSSION AND ANALYSIS

**BLOOMINGTON FIRE DEPARTMENT RELIEF ASSOCIATION
BLOOMINGTON, MINNESOTA**

**MANAGEMENT'S DISCUSSION AND ANALYSIS
DECEMBER 31, 2016
(Unaudited)**

This discussion and analysis of the Bloomington Fire Department Relief Association's (Association) financial performance provides an overview of the Association's financial activities for the fiscal year ended December 31, 2016. Please read it in conjunction with the basic financial statements, which follow this discussion. Prior year data have not been included in the basic financial statements or in the notes to the basic financial statements.

FINANCIAL HIGHLIGHTS

The Association's funding objective is to meet benefit obligations through contributions and investment income. As of December 31, 2016, the funded ratio was 111.25 percent. Minnesota statutes previously required full funding by the year 2010. The amortization period was changed in 2005 from a level dollar amortization amount of the unfunded actuarial accrued liability to a 20-year rolling end date. The mortality assumptions were changed for the January 1, 2013, annual actuarial valuation.

The fiduciary net position of the pension fund administered by the Association increased by \$7.5 million during the 2016 fiscal year.

Additions to the fund for the year were \$12.6 million, comprised of contributions of \$1.5 million and net investment income of \$11.1 million. Fund additions increased \$11.9 million from the prior fiscal year.

Deductions to the fund increased over the prior year from \$5.0 million to \$5.2 million, or 4.0 percent.

The Statement of Fiduciary Net Position and the Statement of Changes in Fiduciary Net Position

This annual financial report consists of two financial statements: the Statement of Fiduciary Net Position (page 7) and the Statement of Changes in Fiduciary Net Position (page 8). These financial statements report information about the Association as a whole and about its financial condition that should help answer the question: Is the Association better off or worse off as a result of this year's activities? These statements include all assets and liabilities using the accrual basis of accounting, as is required by generally accepted accounting principles laid out in statements issued by the Governmental Accounting Standards Board (GASB), including the accounting and financial reporting requirements found in GASB Statement 67.

The Statement of Fiduciary Net Position presents all of the Association's assets and liabilities, with the difference between the two reported as net position. Over time, increases and decreases in net position measure whether the Association's financial position is improving or deteriorating. The Statement of Changes in Fiduciary Net Position presents how the Association's net position changed during the most recent fiscal year. These two statements should be reviewed along with accompanying notes to the financial statements and the Schedule of Changes in Net Pension Asset and Related Ratio, the Schedule of Employer Contributions, and the Schedule of Investment Returns, which are presented as required supplementary information, to determine whether the Association is becoming financially stronger or weaker and to understand changes over time in the funded status of the Association.

FINANCIAL ANALYSIS

Association total assets as of December 31, 2016, were \$155.9 million and mostly comprised investments. Total assets increased \$7.5 million, or 5.0 percent, from fiscal year 2015. This increase represents "earnings" (contributions and investment income) exceeding "expenses" (benefits and administration costs).

Total liabilities as of December 31, 2016, represent December benefits and investment fees paid in January 2017.

Association assets exceeded liabilities at the close of fiscal year 2016 by \$155.5 million. Total net position restricted for pensions increased \$7.5 million, or 5.0 percent, between fiscal years 2015 and 2016.

Fiduciary Net Position (in Thousands)

	December 31	
	2016	2015
Assets		
Cash	\$ 15	\$ 22
Receivables	1	1
Investments	155,894	148,405
Total Assets	\$ 155,910	\$ 148,428
Total Liabilities	437	406
Fiduciary Net Position	\$ 155,473	\$ 148,022

Additions to Fiduciary Net Position

The reserves needed to finance pension benefits are accumulated through the collection of employer contributions and through earnings on investments. Contributions and net investment income for fiscal year 2016 totaled \$12.6 million. Total contributions and net investment income increased \$11.9 million from those of fiscal year 2015, due primarily to increased net investment gains. The City of Bloomington contributed \$1.5 million during 2016. Investment income increased from fiscal year 2015 by \$12.1 million.

Deductions from Fiduciary Net Position

The primary deductions of the Association include the payment of pension benefits and the cost of administering the fund. Total deductions for fiscal year 2016 were \$5.2 million, an increase of 4.0 percent over fiscal year 2015 deductions. The increase in pension benefit expenses resulted from an increase in participants and an increased benefit rate. Administrative and other expenses increased by \$19,000 between fiscal years 2015 and 2016.

Changes in Fiduciary Net Position (in Thousands)

	Year Ended December 31	
	2016	2015
Additions		
Contributions	\$ 1,488	\$ 1,733
Net investment income (loss)	11,136	(1,025)
Total Additions	\$ 12,624	\$ 708
Deductions		
Benefits and refunds paid to participants	\$ 5,047	\$ 4,884
Administrative expenses	126	107
Total Deductions	\$ 5,173	\$ 4,991
Change in Net Position	\$ 7,451	\$ (4,283)

THE ASSOCIATION AS A WHOLE

The Association's fiduciary net position has experienced a \$7.5 million increase. This increase is a result of market earnings exceeding benefits and expenses. Considering the January 1, 2016, funded ratio of 111.29 percent, the Board believes that, with a gradual but steady market upturn, the Association is in a financial position to meet its current obligations. Although municipal contributions may be required, the Board will continue to maintain a prudent investment and strategic plan to maintain a fully funded level.

BASIC FINANCIAL STATEMENTS

**BLOOMINGTON FIRE DEPARTMENT RELIEF ASSOCIATION
BLOOMINGTON, MINNESOTA**

EXHIBIT 1

**STATEMENT OF FIDUCIARY NET POSITION
DECEMBER 31, 2016**

Assets

Cash and deposits

Cash - special account	\$ 15,217
------------------------	-----------

Receivables

Accrued interest and dividends receivable	\$ 148
---	--------

Other receivables - general account	624
-------------------------------------	-----

Total receivables	\$ 772
--------------------------	---------------

Investments, at fair value

Commingled investment pools	
-----------------------------	--

State Board of Investment (SBI) accounts	\$ 149,760,329
--	----------------

Mutual funds - emerging equity	4,695,399
--------------------------------	-----------

Corporate stock - general account	22,504
-----------------------------------	--------

Negotiable certificates of deposit - general account	100,000
--	---------

Short-term cash equivalents - special account	1,241,274
---	-----------

Short-term cash equivalents - general account	73,973
---	--------

Total investments, at fair value	\$ 155,893,479
---	-----------------------

Total Assets	\$ 155,909,468
---------------------	-----------------------

Liabilities

Accounts payable	\$ 11,400
------------------	-----------

Benefits payable	425,565
------------------	---------

Total Liabilities	\$ 436,965
--------------------------	-------------------

Net Position

Net position restricted for pensions	\$ 155,275,402
--------------------------------------	----------------

Net position restricted for general account	197,101
---	---------

Total Net Position	\$ 155,472,503
---------------------------	-----------------------

**BLOOMINGTON FIRE DEPARTMENT RELIEF ASSOCIATION
BLOOMINGTON, MINNESOTA**

EXHIBIT 2

**STATEMENT OF CHANGES IN FIDUCIARY NET POSITION
FOR THE YEAR ENDED DECEMBER 31, 2016**

Additions	
Contributions	
City of Bloomington	\$ 1,469,482
Other - general account	<u>18,613</u>
Total contributions	\$ 1,488,095
Investment income (loss)	
Net appreciation (depreciation) in fair value of investments	\$ 11,123,622
Interest and dividends	<u>149,913</u>
Total investment income (loss)	\$ 11,273,535
Less: direct investment expense	<u>(137,649)</u>
Net investment income (loss)	\$ 11,135,886
Total Additions	\$ 12,623,981
Deductions	
Benefit payments	\$ 5,046,951
Administrative expenses	109,128
Other - general account	<u>16,610</u>
Total Deductions	\$ 5,172,689
Net Increase (Decrease) in Net Position	\$ 7,451,292
Net Position - January 1	<u>148,021,211</u>
Net Position - December 31	<u>\$ 155,472,503</u>

**BLOOMINGTON FIRE DEPARTMENT RELIEF ASSOCIATION
BLOOMINGTON, MINNESOTA**

**NOTES TO THE FINANCIAL STATEMENTS
AS OF AND FOR THE YEAR ENDED DECEMBER 31, 2016**

1. Plan Description

A. Organization

Plan Administration

The Association is the administrator of a single-employer defined benefit pension plan available to firefighters, retired and active, of the City of Bloomington. The plan operates under the provisions of Minn. Stat. §§ 69.051 and 69.80; 2013 Minn. Laws, ch. 111, art. 5, §§ 31 to 42; Minn. Stat. ch. 424 (2000) (to the extent applicable) *see* 2002 Minn. Laws, ch. 392, art. 1, § 7; and 1965 Minn. Laws, ch. 446, as amended. The assets of the fund are dedicated to providing pension benefits to the plan members.

Reporting Entity

The Association was established April 1, 1947. It is governed by a Board of Trustees made up of six members elected by the members of the Association for three-year terms, and three members who serve as ex officio voting members of the Board, drawn from the City of Bloomington, and shall include one elected City official, one elected or appointed City official designated by the City Council, and the Fire Chief. The Association is not a component unit of the city.

B. Plan Membership

At December 31, 2016, the membership of the Association consisted of:

Retirees and beneficiaries currently receiving benefits	194
Terminated employees entitled to benefits but not yet receiving them	14
Active plan participants - vested	7
Active plan participants - non-vested	<u>118</u>
Total	<u>333</u>

**BLOOMINGTON FIRE DEPARTMENT RELIEF ASSOCIATION
BLOOMINGTON, MINNESOTA**

1. Plan Description (Continued)

C. Benefit Provisions

Authority for payment of pension benefits is established in Minn. Stat. § 69.77 and may be amended only by the Minnesota State Legislature. *See* 2013 Minn. Laws, ch. 111, art. 5, §§ 31 to 42 and 80.

Twenty-Year Service Pension - Each member who is at least 50 years of age, has retained membership in the Association for 10 years, and has 20 years of service with the Bloomington Fire Department, is eligible to receive a full service monthly pension for the remainder of his or her life. Benefits are based on the most recent 3-year average salary rates of the highest paid non-officer police officer in the City of Bloomington.

Disability Benefits - Whenever a member becomes disabled, the member shall receive a monthly pension based on the most recent three-year average salary rates of the highest paid non-officer police officer in the City of Bloomington. If the period of disability continues to the time when the member would qualify for a service pension, the member will be placed on the service pension rolls, and disability benefits shall terminate. No benefits shall be paid for any disability of less than seven days duration.

Death Benefits - Upon the death of an Association member, the sum of \$500 shall be appropriated from the special account to the designated beneficiary or estate to defray funeral costs. The general account will pay the beneficiary \$2,000.

D. Contributions

Authority for contributions to the pension plan is established by Minn. Stat. § 69.77 and may be amended only by the Minnesota State Legislature. *See* 2013 Minn. Laws, ch. 111, art. 5, §§ 31 to 42 and 80. There are no employee contributions. The City of Bloomington provided statutory contributions in 2016. The actuary compares the actual statutory contribution rate to a "required" contribution rate. The required contribution rate consists of: (a) normal costs based on entry age normal cost methods, (b) a supplemental contribution for amortizing any unfunded actuarial accrued liability, and (c) an allowance for administrative expenses.

**BLOOMINGTON FIRE DEPARTMENT RELIEF ASSOCIATION
BLOOMINGTON, MINNESOTA**

2. Summary of Significant Accounting Policies

A. Basis of Presentation and Basis of Accounting

The accompanying financial statements were prepared and are presented to conform with the principles of governmental accounting and reporting set forth by the Governmental Accounting Standards Board (GASB).

The basis of accounting is the method by which additions and deductions to fiduciary net position are recognized in the accounts and reported in the financial statements. The Association uses the accrual basis of accounting. Under the accrual basis of accounting, additions are recognized when they are earned, and deductions are recognized when the liability is incurred.

During 2016, the Association adopted GASB Statement No. 72, *Fair Value Measurement and Application*. This statement addresses accounting and reporting issues related to fair value measurements. It provides guidance for determining a fair value measurement for financial reporting purposes and for applying fair value to certain investments and disclosures related to all fair value measurements. No restatement is required as a result of implementing this statement.

B. Investments

The Association's investment policy is established and may be amended by its Board with a majority vote of its members. During 2016, the asset allocation targets were amended.

Investments are reported at fair value. The Association categorizes the fair value measurements of its investments in accordance with generally accepted accounting principles, including GASB Statement 72. The definition of fair value is the price that would be received to sell an asset or paid to transfer a liability in an orderly transaction between market participants at the measurement date. GASB Statement 72 establishes a fair value hierarchy. The hierarchy is based on valuation inputs, categorized at three levels, dependent on whether the inputs to those valuations are observable or unobservable in the marketplace.

Net appreciation (depreciation) in fair value of investments includes net unrealized and realized gains and losses. Purchases and sales of securities are recorded on a trade-date basis. Investment income is recognized as earned.

**BLOOMINGTON FIRE DEPARTMENT RELIEF ASSOCIATION
BLOOMINGTON, MINNESOTA**

2. Summary of Significant Accounting Policies

B. Investments (Continued)

Asset Allocation - It is the policy of the Association to pursue an investment strategy that reduces risk through the prudent diversification of the portfolio across a broad selection of distinct asset classes. The following was the Board's adopted asset allocation policy as of December 31, 2016.

<u>Asset Class</u>	<u>Target Allocation</u>
Domestic Equity	35%
Developed International Equity	10
Emerging Markets Equity	5
Private Equity	5
Real Estate	5
Investment Grade Bonds	38
Cash	2

Concentration - The Association's investment policy limits investments in any one issuer to not more than five percent unless the manager has received prior approval, or the increase is a result of market price increase. U.S. Treasuries and agencies along with commingled investment pools are exempted. The Association's investments as of December 31, 2016, were below these limits.

Rate of Return - The money-weighted rate of return expresses investment performance, net of investment expense, adjusted for the changing amounts actually invested. For the year ended December 31, 2016, the annual money-weighted rate of return on pension plan investments, net of pension plan investment expense, was 7.5 percent.

C. Capital Assets

The Association follows a policy of expensing purchases of capital assets. Capital asset purchases are considered insignificant to the operation of the Association as a whole and are not shown on the Statement of Fiduciary Net Position (Exhibit 1).

D. Use of Estimates

The preparation of financial statements in conformity with accounting principles generally accepted in the United States of America requires management to make certain estimates and assumptions that affect the reported amounts of assets and

**BLOOMINGTON FIRE DEPARTMENT RELIEF ASSOCIATION
BLOOMINGTON, MINNESOTA**

2. Summary of Significant Accounting Policies

D. Use of Estimates (Continued)

liabilities and disclosure of contingent assets and liabilities at the date of the financial statements and the reported amounts of additions and deductions during the reporting period. Actual results could differ from those estimates.

3. Deposits and Investments

A. Deposits

Authority

The Association is authorized by Minn. Stat. § 356A.06 to deposit its cash in financial institutions designated by the Board of Trustees.

Custodial Credit Risk

The custodial credit risk for deposits is the risk that, in the event of a bank failure, the Association's deposits may not be recovered. The Association's policy for custodial credit risk is to maintain compliance with Minnesota statutes that require all the Association's deposits be protected by insurance, surety bond, or pledged collateral. The Association's deposits at December 31, 2016, are completely protected and, therefore, there is no custodial credit risk for deposits.

B. Investments

Authority

The types of securities available to the Association for investment are authorized and defined by 2013 Minn. Laws, ch. 111, art. 5, § 38 and Minn. Stat. § 356A.06. Permissible investments include, but are not limited to: government and corporate bonds, foreign and domestic common stock, real property, venture capital investments, and notes. The Association invests primarily in commingled investment pools through the State Board of Investment (SBI) and mutual funds; participants own a proportionate share of the investment pools.

**BLOOMINGTON FIRE DEPARTMENT RELIEF ASSOCIATION
BLOOMINGTON, MINNESOTA**

3. Deposits and Investments

B. Investments (Continued)

Fair Value Reporting

GASB Statement 72 sets forth the framework for measuring the fair value of investments based on a hierarchy of valuation inputs. The hierarchy has three levels:

Level 1: All securities are valued with the market approach by using quoted prices (unadjusted) in active markets for identical assets or liabilities that the reporting entity can access at the measurement date.

Level 2: All securities are valued with the market approach using inputs other than quoted prices included in Level 1 that are observable for the asset or liability, either directly or indirectly. The matrix pricing technique is used to value securities based on the securities' relationship to benchmark quoted prices. Inputs for Level 2 include:

- quoted prices for similar assets or liabilities in active markets,
- quoted prices for identical or similar assets or liabilities in inactive markets,
- inputs other than quoted prices that are observable for the asset or liability, and
- inputs derived principally from or corroborated by observable market data by correlation or other means.

Level 3: Securities within this hierarchy have unobservable inputs for the asset or liability. Unobservable inputs reflect the SBI's assumptions about the inputs that market participants would use in pricing an asset or liability. Level 3 investments primarily consist of assets where the asset is distressed or there is not an active market. Securities are valued using either the cost method where a replacement value is determinable or the income method using the present value technique.

Net Asset Value (NAV): The fair value of investments in entities that calculate a net asset value per share are determined using the NAV in lieu of the leveling methodology described above. Assets valued at NAV held by the Association consist of money market funds and a negotiable certificate of deposit. These funds are highly-liquid assets the Association holds in addition to their cash to ensure adequate cash flow for operating activities such as benefit payments.

**BLOOMINGTON FIRE DEPARTMENT RELIEF ASSOCIATION
BLOOMINGTON, MINNESOTA**

3. Deposits and Investments

B. Investments

Fair Value Reporting (Continued)

Cash and cash equivalents (other than money market accounts) are not leveled under GASB Statement 72 nor reported at NAV and, therefore, are included at the bottom of the table below to reconcile the note to the Association's total investments reported on the Statement of Fiduciary Net Position.

Explanations of investment types follow Figure 1.

Figure 1. The Association's Investments Measured at Fair Value

	December 31, 2016	Fair Value Measurements Using		
		Level 1	Level 2	Level 3
Investments by fair value level				
Equity securities				
Common stock	\$ 94,089,964	\$ 94,013,898	\$ 73,748	\$ 2,318
Preferred stock	161,712	161,711	1	-
Limited partnership	4,166	4,166	-	-
Mutual fund	4,695,399	-	4,695,399	-
Real estate	3,805,364	3,805,134	-	230
Other	894,778	831,628	62,948	202
Total equity securities	\$ 103,651,383	\$ 98,816,537	\$ 4,832,096	\$ 2,750
Fixed income securities				
Corporate bonds	\$ 13,367,327	\$ -	\$ 13,367,327	\$ -
Mortgage-backed securities	13,073,925	-	12,990,072	83,853
Government issues	11,846,744	-	11,846,744	-
Municipal issues	425,975	-	406,111	19,864
Asset-backed securities	1,907,473	-	1,896,104	11,369
Other	9,990,617	-	9,990,617	-
Total fixed income securities	\$ 50,612,061	\$ -	\$ 50,496,975	\$ 115,086
Total investments by fair value level	\$ 154,263,444	\$ 98,816,537	\$ 55,329,071	\$ 117,836
Investments measured at the net asset value (NAV)				
Negotiable certificate of deposit	\$ 100,000			
Money market funds	1,241,274			
Money market funds	73,973			
Total investments measured at the NAV	\$ 1,415,247			
Cash and cash equivalents	\$ 214,788			
Total Investments Measured at Fair Value and Cash and Cash Equivalents	\$ 155,893,479			

**BLOOMINGTON FIRE DEPARTMENT RELIEF ASSOCIATION
BLOOMINGTON, MINNESOTA**

3. Deposits and Investments

B. Investments

Fair Value Reporting (Continued)

Common Stock

Common Stock: Securities representing equity ownership in a corporation, providing voting rights, and entitling the holder to a share of the company's success through dividends and/or capital appreciation.

Common Stock Unit: A combination of more than one equity issue sold and traded as a package, usually a combination of common shares and warrants.

Preferred Stock

Capital stock which provides a specific dividend that is paid before any dividends are paid to common stock holders, and which takes precedence over common stock in the event of a liquidation.

Limited Partnership

Units of a partnership that include one or more partners who have limited liability.

Mutual Funds

An open-ended fund operated by an investment company which raises money from shareholders and invests in a group of assets, in accordance with a stated set of objectives.

Real Estate Investment Trust (REIT)

An investment pool established by a group of investors for the purpose of investing in real estate or mortgages. REITs are generally exempt from federal taxes, provided that 95 percent of earned income is distributed and that the various investors are not treated differently.

**BLOOMINGTON FIRE DEPARTMENT RELIEF ASSOCIATION
BLOOMINGTON, MINNESOTA**

3. Deposits and Investments

B. Investments

Fair Value Reporting (Continued)

Other Equity

Depository Receipts: Certificates issued by a depository bank, representing foreign shares held by the bank, usually by a branch or correspondent in the country of issue. One American depository receipt (ADR) may represent a portion of a foreign share, one share, or a bundle of shares of a foreign corporation. If the ADRs are "sponsored," the corporation provides financial information and other assistance to the bank and may subsidize the administration of the ADR. "Unsponsored" ADRs do not receive such assistance.

Non-Security Asset (Equity): Long-term instruments that do not have an actual certificate issued for them, but have equity characteristics. Examples include insurance policies, commodities, and escrow accounts.

Rights: The right to purchase newly issued securities in proportion to an investor's holdings of certain stocks. Generally, they are actively traded and must be exercised within a short period of time.

Warrants: The right to purchase one or more shares of stock. Warrants are usually attached to other issues purchased by an investor. They are often detachable and can be exercised over a long period (five to ten years). A warrant, because it has a value of its own, can be traded.

Corporate Bonds

Debt obligations issued by corporations as an alternative to offering equity ownership by issuing stock. Like most municipal bonds and treasuries, most corporate bonds pay semi-annual interest and promise to return their principal when they mature. Maturities range from 1 to 30 years.

**BLOOMINGTON FIRE DEPARTMENT RELIEF ASSOCIATION
BLOOMINGTON, MINNESOTA**

3. Deposits and Investments

B. Investments

Fair Value Reporting (Continued)

Mortgage-Backed Securities

Collateralized Mortgage Obligation (CMO): A mortgage-backed, investment-grade bond that separates mortgage pools into different maturity classes. CMOs are backed by mortgage-backed securities with a fixed maturity.

Federal National Mortgage Association (FNMA): Also known as Fannie Mae, FNMA is the largest non-bank financial services company in the world. This federally-sponsored private company purchases conventional mortgages and mortgages that are insured by the federal government in order to allow lenders to clear up funds in order to make additional home loans to more homebuyers.

Federal Home Loan Mortgage Corporation (FHLMC): A private corporation (also known as Freddie Mac) that was developed by Congress in order to help support the secondary mortgage market. Like Fannie Mae, Freddie Mac purchases loans from lenders so lenders have additional funds that enable them to make more home loans to homebuyers.

Government National Mortgage Association (GNMA I): A government-owned corporation (nicknamed Ginnie Mae) with the authority to fully guarantee the full and timely payment of all monthly principal and interest payments on the mortgage-backed securities.

Government National Mortgage Association (GNMA II): A government-owned corporation (Ginnie Mae) with the authority to fully guarantee the full and timely payment of all monthly principal and interest payments on the mortgage-backed securities collateralized by registered holders.

Government Issues

Government-issued security/bond.

**BLOOMINGTON FIRE DEPARTMENT RELIEF ASSOCIATION
BLOOMINGTON, MINNESOTA**

3. Deposits and Investments

B. Investments

Fair Value Reporting (Continued)

Municipal Issues

Bonds issued by any of the 50 states, the territories and their subdivisions, counties, cities, towns, villages, school districts, agencies (such as authorities and special districts created by the states), and certain federally sponsored agencies (such as local housing authorities). Historically, the interest paid on these bonds has been exempt from federal income taxes and is generally exempt from state and local taxes in the state of issuance.

Asset-Backed Securities

Auto Loan Receivable: The second largest subsector in the asset-backed security (ABS) market is auto loans. Auto finance companies issue securities backed by underlying pools of auto-related loans. Auto ABS are classified into three categories: prime, nonprime, and subprime. Prime auto ABS are collateralized by loans made to borrowers with strong credit histories. Nonprime auto ABS consist of loans made to lesser credit quality consumers, which may have higher cumulative losses. Subprime borrowers will typically have lower incomes, tainted credited histories, or both. Owner trusts are the most common structure used when issuing auto loans and allow investors to receive interest and principal on a sequential basis. Deals can also be structured to pay on a pro-rata basis or combination of the two.

Credit Card Receivables: Securities backed by credit card receivables have been benchmark for the ABS market. Credit card holders may borrow funds on a revolving basis up to an assigned credit limit. The borrowers then pay principal and interest as desired, along with the required minimum monthly payments. Asset-backed securities backed by credit card receivables are issued out of trusts that have evolved over time from discrete trusts to various types of master trusts of which the most common is the de-linked master trust. Discrete trusts consist of a fixed or static pool of receivables that are tranching into senior/subordinated bonds.

**BLOOMINGTON FIRE DEPARTMENT RELIEF ASSOCIATION
BLOOMINGTON, MINNESOTA**

3. Deposits and Investments

B. Investments

Fair Value Reporting

Asset-Backed Securities (Continued)

Other Asset-Backed: There are many other cash-flow-producing assets, including manufactured housing loans, equipment leases and loans, aircraft leases, trade receivables, dealer floor plan loans, and royalties. Intangibles are another emerging asset class.

Other Fixed Income

STIF Type Instrument: Short-term investment funds include cash, bank notes, corporate notes, government bills, and various safe short-term debt instruments. These types of funds are usually used by investors who are temporarily parking funds before moving them to another investment that will provide higher returns. These funds traditionally have low management fees, usually well below one percent per year.

Custodial Credit Risk

Custodial credit risk for investments is the risk that, in the event of a failure of the counterparty, the Association will not be able to recover the value of the investment or the collateral securities in the possession of an outside party.

According to Association policy, all securities purchased by the Association are held by a third-party safekeeping agent appointed as custodian.

The Association has no custodial credit risk for investments at December 31, 2016.

Interest Rate Risk

Interest rate risk is the risk that changes in market interest rates of debt investments will adversely affect the fair value of an investment.

The Association manages its exposure to fair value loss arising from changing interest rates by having fixed income investments with varying maturity dates.

**BLOOMINGTON FIRE DEPARTMENT RELIEF ASSOCIATION
BLOOMINGTON, MINNESOTA**

3. Deposits and Investments

B. Investments

Interest Rate Risk (Continued)

At December 31, 2016, the Association had \$47,397,620 in the SBI's Supplemental Investment Fund Bond Market Account. This account invests the large majority of its assets in high quality government and corporate bonds and mortgage securities that have intermediate to long-term maturities, usually 3 to 20 years. The managers of this account also may attempt to earn returns by anticipating changes in interest rates and adjusting holdings accordingly. This account is invested entirely in fixed income securities.

Credit Risk

Credit risk is the risk that an issuer or other counterparty to an investment will not fulfill its obligations. Minnesota statutes provide for the types of fixed income investments that a pension plan can make. In addition, the Association establishes other restrictions that are set forth in the investment guidelines for the management of the Association's fixed income assets.

This risk is measured by the assignment of a rating by a nationally recognized statistical rating organization.

The strategy of the Association's Board of Trustees is to purchase intermediate to long-term investment grade bonds with a "buy and hold" emphasis. The Board's emphasis is consistent regardless of the current interest rate. Bonds are typically redeemed only at maturity.

The following table shows the Association's investments by type and credit quality rating at December 31, 2016.

<u>Debt Investment Type</u>	<u>Fair Value</u>	<u>Unrated</u>
SBI Bond Market Account	<u>\$ 47,397,620</u>	<u>\$ 47,397,620</u>

**BLOOMINGTON FIRE DEPARTMENT RELIEF ASSOCIATION
BLOOMINGTON, MINNESOTA**

3. Deposits and Investments

B. Investments

Credit Risk (Continued)

While the majority of the holdings in the SBI's Supplemental Investment Fund Bond Market Account will be top-rated "investment grade" issues, some managers are authorized to hold a small proportion of higher yielding or "below-investment grade" debt issues as well. The aggregate holdings in "below-investment grade" debt are expected to be no more than ten percent of the account at any point in time.

Foreign Currency Risk

Foreign currency risk is the risk that changes in exchange rates of foreign currencies relative to the U.S. dollar will adversely affect the fair value of an investment or a deposit. The Association limits this risk in several ways. Minnesota statutes limit certain investments to a total portfolio limit of no more than 35 percent of the market value of the portfolio. Both international equities and international bonds are in this category. Other items include venture capital, real estate, and partnerships.

Risk of loss arises from changes in currency exchange rates. The Association has no exposure to foreign currency risk at December 31, 2016. However, of the Association's holdings in mutual funds and the SBI's Supplemental Investment Fund, which total \$154,455,728, the following are international equity funds:

<u>Fund</u>	<u>Fair Value</u>
SBI International Share Account	\$ 19,185,333
GQG Partners Emerging Markets Equity Fund	<u>4,695,399</u>
Total	<u>\$ 23,880,732</u>

While the managers of the SBI's Supplemental Investment Fund Bond Market Account invest primarily in the U.S. bond market, some are authorized to invest a small portion of their portfolios in non-U.S. bonds. The aggregate holdings in non-U.S. debt are expected to be no more than ten percent of the account at any point in time.

**BLOOMINGTON FIRE DEPARTMENT RELIEF ASSOCIATION
BLOOMINGTON, MINNESOTA**

4. Net Pension Asset

The components of the net pension asset of the City of Bloomington at December 31, 2016, were as follows:

Net Pension Asset			
(a) Total Pension Liability	(b) Plan Fiduciary Net Position	(a - b) Net Pension Asset	(b/a) Plan Fiduciary Net Position as a Percentage of the Total Pension Liability
\$ 139,574,319	\$ 155,275,402	\$ (15,701,083)	111.25%

A. Actuarial Assumptions

The total pension liability was determined by an actuarial valuation as of January 1, 2017, based on the measurement date of December 31, 2016, and using the following actuarial assumptions. The plan has not had a formal actuarial experience study performed.

- Investment rate of return is six percent;
- Index salary increase is four percent;
- Cost of living adjustment increase is based on increases in index salary;
- Inflation rate assumption is built into other rate assumptions;
- Entry age normal actuarial cost method; and
- Mortality assumptions for pre-retirement, post-retirement, and post-disability are:

Pre-retirement: RP 2000 Non-Annuitant Mortality Table with white collar adjustment, generationally projected using Scale AA, and set back two years for males and females.

Post-retirement: RP 2000 Annuitant Mortality Table with white collar adjustment, generationally projected using Scale AA for males and females.

Post-disability: RP 2000 Non-Annuitant Mortality Table with white collar adjustment, set forward eight years for males and females.

**BLOOMINGTON FIRE DEPARTMENT RELIEF ASSOCIATION
BLOOMINGTON, MINNESOTA**

4. Net Pension Asset (Continued)

B. Long-Term Expected Rate of Return

The best-estimate range for the long-term expected rate of return is determined by adding expected inflation to expected long-term real returns and reflecting expected volatility and correlation. The capital market assumptions are per the actuary's investment consulting practice as of January 1, 2017.

<u>Asset Class</u>	<u>Long-Term Expected Geometric Real Rate of Return</u>
Cash	0.44%
Core Fixed Income	1.54
Broad U.S. Equities	3.73
Large Cap U.S. Equities	3.54
Developed Foreign Equities	4.15

C. Discount Rate

The discount rate used to measure the total pension liability was 6.00 percent. The projection of cash flows used to determine the discount rate assumed that City contributions will be made at the actual statutory contribution rate. Based on those assumptions, the Association's fiduciary net position was projected to be available to make all projected future benefit payments of the current plan members. Therefore, the long-term expected rate of return on pension plan investments was applied to all periods of projected benefit payments to determine the total (asset) pension liability.

D. Sensitivity Analysis

The following presents the net pension asset calculated using the discount rate of 6.00 percent, as well as what the net pension (asset) liability would be if it were calculated using a discount rate that is 1.0 percentage point lower (5.00 percent) or 1.0 percentage point higher (7.00 percent) than the current rate:

	<u>1% Decrease (5.00%)</u>	<u>Current Discount Rate (6.00%)</u>	<u>1% Increase (7.00%)</u>
Net Pension (Asset) Liability	\$ 7,996,287	\$ (15,701,083)	\$ (34,366,232)

**BLOOMINGTON FIRE DEPARTMENT RELIEF ASSOCIATION
BLOOMINGTON, MINNESOTA**

5. Risk Management

The Association is exposed to various risks of loss related to torts; theft of, damage to, and destruction of assets; errors; and omissions. The Association manages its risk of loss through the purchase of commercial insurance. There were no significant reductions in insurance from the previous year, nor have there been settlements in excess of insurance coverage for any of the past three fiscal years.

REQUIRED SUPPLEMENTARY INFORMATION

**BLOOMINGTON FIRE DEPARTMENT RELIEF ASSOCIATION
BLOOMINGTON, MINNESOTA**

EXHIBIT A-1

SCHEDULE OF CHANGES IN NET PENSION ASSET AND RELATED RATIO

Fiscal Year	2016	2015	2014
Total Pension Liability			
Service cost	\$ 2,955,252	\$ 3,141,630	\$ 3,047,649
Interest on the total pension liability	7,998,295	8,072,050	7,443,533
Economic/demographic gains or losses	831,346	(7,292,468)	(1,567,433)
Benefit payments	(5,046,951)	(4,883,583)	(4,566,912)
Net change in total pension liability	\$ 6,737,942	\$ (962,371)	\$ 4,356,837
Total Pension Liability - Beginning	132,836,377	133,798,748	129,441,911
Total Pension Liability - Ending (a)	\$ 139,574,319	\$ 132,836,377	\$ 133,798,748
Plan Fiduciary Net Position			
Employer contributions	\$ 1,469,482	\$ 1,715,281	\$ 3,170,255
Net investment income	11,133,373	(1,023,994)	9,982,524
Benefit payments	(5,046,951)	(4,883,583)	(4,566,912)
Pension plan administrative expense	(109,128)	(93,226)	(83,410)
Net change in plan fiduciary net position	\$ 7,446,776	\$ (4,285,522)	\$ 8,502,457
Plan Fiduciary Net Position - Beginning	147,828,626	152,114,148	143,611,691
Plan Fiduciary Net Position - Ending (b)	\$ 155,275,402	\$ 147,828,626	\$ 152,114,148
Net Pension Asset - Ending (a) - (b)	\$ (15,701,083)	\$ (14,992,249)	\$ (18,315,400)
Plan Fiduciary Net Position as a Percentage of the Total Pension Liability	111.25%	111.29%	113.69%
Covered Payroll*	\$ 11,003,580	\$ 10,773,375	\$ 10,110,384

Notes:

This schedule is built prospectively until it contains ten years of data.

*Covered payroll is based on the assumption that each active plan member earns the most recent salary rate of the highest paid non-officer police officer in the City of Bloomington. Because all active plan members are volunteers, there is no actual payroll.

(Unaudited)

**BLOOMINGTON FIRE DEPARTMENT RELIEF ASSOCIATION
BLOOMINGTON, MINNESOTA**

EXHIBIT A-2

SCHEDULE OF EMPLOYER CONTRIBUTIONS

Fiscal Year Ending December 31	Actuarially Determined Contribution	Actual Employer Contributions	Contribution Deficiency (Excess)	Covered Payroll*
2007	\$ (520,335)	\$ 517,023	\$ (1,037,358)	\$ 8,672,256
2008	(150,559)	439,902	(590,461)	9,970,800
2009	3,451,507	372,096	3,079,411	10,235,736
2010	3,316,111	3,625,942	(309,831)	9,790,704
2011	2,105,542	3,486,392	(1,380,850)	10,059,924
2012	2,199,801	2,214,206	(14,405)	9,069,840
2013	3,016,121	2,312,826	703,295	9,668,988
2014	1,630,173	3,170,255	(1,540,082)	10,110,384
2015	1,396,485	1,715,281	(318,796)	10,773,375
2016	1,552,692	1,469,482	83,210	11,003,580

*Covered payroll is based on the assumption that each active plan member earns the most recent salary rate of the highest paid non-officer police officer in the City of Bloomington. Because all active plan members are volunteers, there is no actual payroll.

(Unaudited)

**BLOOMINGTON FIRE DEPARTMENT RELIEF ASSOCIATION
BLOOMINGTON, MINNESOTA**

EXHIBIT A-3

SCHEDULE OF INVESTMENT RETURNS

Annual money-weighted rate of return net of investment expense.

Fiscal Year	Annual Return
2014	7.01%
2015	(0.42)
2016	7.50

Note:

This schedule is built prospectively until it contains ten years of data.

(Unaudited)

**BLOOMINGTON FIRE DEPARTMENT RELIEF ASSOCIATION
BLOOMINGTON, MINNESOTA**

**NOTES TO THE REQUIRED SUPPLEMENTARY INFORMATION
FOR THE YEAR ENDED DECEMBER 31, 2016
(Unaudited)**

Significant Plan Provision and Actuarial Methods and Assumption Changes

From 2007 to 2016, there were no significant changes to plan provisions or actuarial methods and assumptions, with the following exception:

2012

The index salary increases (salary increases) were reduced from four percent per annum to two percent per annum one year, 2013, and resume at four percent per annum thereafter.

The cost of living adjustment increases, previously four percent per annum, are now based on increases in index salary.

Mortality assumptions were changed:

Previously, pre-retirement, post-retirement, and post-disability mortality assumptions were based on the 1971 Group Annuity Mortality Table, without margins, projected to 1976 by Scale E for males, set back seven years for females.

Currently, the assumptions are:

- | | |
|------------------|--|
| Pre-retirement: | RP 2000 Non-Annuitant Mortality Table with white collar adjustment, generationally projected using Scale AA, and set back two years for males and females. |
| Post-retirement: | RP 2000 Annuitant Mortality Table with white collar adjustment, generationally projected using Scale AA for males and females. |
| Post-disability: | RP 2000 Non-Annuitant Mortality Table with white collar adjustment, set forward eight years for males and females. |

**BLOOMINGTON FIRE DEPARTMENT RELIEF ASSOCIATION
BLOOMINGTON, MINNESOTA**

Methods and Assumptions Used in Calculations of Actuarially Determined Contributions

The Association is funded with contributions from the City of Bloomington. The actuarially determined contributions in the Schedule of Employer Contributions are calculated as of the beginning of the fiscal year in which contributions were reported.

The following methods and assumptions were used to calculate the actuarially determined contributions reported in the most recent fiscal year-end.

- The actuarial valuation date used is January 1, 2016.
- Actuarial cost is determined using the Entry Age Normal Cost Method.
- The actuarial value of assets is market value.
- The unfunded accrued liability is amortized using a 20-year rolling end date.
- Investment rate of return is six percent.
- Index salary increase is four percent.
- Cost of living adjustment increase is based on increases in index salary (four percent).
- The inflation rate assumption is built into other rate assumptions.
- Mortality assumptions for pre-retirement, post-retirement, and post-disability are:

Pre-retirement: RP 2000 Non-Annuitant Mortality Table with white collar adjustment, generationally projected using Scale AA, and set back two years for males and females.

Post-retirement: RP 2000 Annuitant Mortality Table with white collar adjustment, generationally projected using Scale AA for males and females.

Post-disability: RP 2000 Non-Annuitant Mortality Table with white collar adjustment, set forward eight years for males and females.

**Other Pension
Information Section**



REBECCA OTTO
STATE AUDITOR

STATE OF MINNESOTA OFFICE OF THE STATE AUDITOR

SUITE 500
525 PARK STREET
SAINT PAUL, MN 55103-2139

(651) 296-2551 (Voice)
(651) 296-4755 (Fax)
state.auditor@state.mn.us (E-mail)
1-800-627-3529 (Relay Service)

INDEPENDENT AUDITOR'S REPORT

Board of Trustees
Bloomington Fire Department Relief Association
Bloomington, Minnesota

Report on the Schedule

We have audited the total net pension (asset) liability, total deferred outflows of resources, total deferred inflows of resources, and total pension expense (specified totals) included in the accompanying schedule of pension amounts of the Bloomington Fire Department Relief Association as of and for the year ended December 31, 2016, and the related notes.

Management's Responsibility for the Schedule

Management is responsible for the preparation and fair presentation of the schedule in accordance with accounting principles generally accepted in the United States of America; this includes the design, implementation, and maintenance of internal control relevant to the preparation and fair presentation of the schedule that is free from material misstatement, whether due to fraud or error.

Auditor's Responsibility

Our responsibility is to express an opinion on the specified totals included in the schedule of pension amounts based on our audit. We conducted our audit in accordance with auditing standards generally accepted in the United States of America. Those standards require that we plan and perform the audit to obtain reasonable assurance about whether the specified totals included in the schedule of pension amounts are free from material misstatement.

An audit involves performing procedures to obtain audit evidence about the amounts and disclosures in the specified totals included in the schedule of pension amounts. The procedures selected depend on the auditor's judgment, including the assessment of the risks of material misstatement of the specified totals included in the schedule of pension amounts, whether due to fraud or error. In making those risk assessments, the auditor considers internal control relevant to

the Association's preparation and fair presentation of the specified totals included in the schedule of pension amounts in order to design audit procedures that are appropriate in the circumstances, but not for the purpose of expressing an opinion on the effectiveness of the Association's internal control. Accordingly, we express no such opinion. An audit also includes evaluating the appropriateness of accounting policies used and the reasonableness of significant accounting estimates made by management, as well as evaluating the overall presentation of the specified totals included in the schedule of pension amounts.

We believe that the audit evidence we have obtained is sufficient and appropriate to provide a basis for our audit opinion.

Opinion

In our opinion, the schedule referred to above presents fairly, in all material respects, the net pension (asset) liability, total deferred outflows of resources, total deferred inflows of resources, and total pension expense of the Bloomington Fire Department Relief Association as of and for the year ended December 31, 2016, in accordance with accounting principles generally accepted in the United States of America.

Other Matter

We have audited, in accordance with auditing standards generally accepted in the United States of America, the financial statements of the Bloomington Fire Department Relief Association as of and for the year ended December 31, 2016, and our report thereon dated March 7, 2017, expressed an unmodified opinion on those financial statements.

Restriction on Use

This report is intended solely for the information and use of management, the Board of Trustees, Bloomington Fire Department Relief Association's employer, and its auditor, and is not intended to be, and should not be, used by anyone other than those specified parties.



REBECCA OTTO
STATE AUDITOR



GREG HIERLINGER, CPA
DEPUTY STATE AUDITOR

March 7, 2017

**BLOOMINGTON FIRE DEPARTMENT RELIEF ASSOCIATION
BLOOMINGTON, MINNESOTA**

**SCHEDULE OF PENSION AMOUNTS
AS OF AND FOR THE YEAR ENDED DECEMBER 31, 2016**

<u>Employer</u>	<u>Net Pension (Asset) Liability</u>	<u>Differences Between Expected and Actual Experience</u>	<u>Deferred Outflows of Resources</u>	
			<u>Net Difference Between Projected and Actual Investment Earnings on Pension Plan Investments</u>	<u>Changes of Assumptions</u>
City of Bloomington	<u>\$ (15,701,083)</u>	<u>\$ 638,010</u>	<u>\$ 4,134,540</u>	<u>\$ -</u>

EXHIBIT B-1

	Deferred Inflows of Resources				
	Net Difference Between Projected and Actual Investment Earnings on Pension Plan Investments			Total Deferred Inflows of Resources	Pension Expense
Total Deferred Outflows of Resources	Differences Between Expected and Actual Experience		Changes of Assumptions		Total Pension Expense
\$ 4,772,550	\$ 3,552,740	\$ -	\$ -	\$ 3,552,740	\$ 2,161,772

**BLOOMINGTON FIRE DEPARTMENT RELIEF ASSOCIATION
BLOOMINGTON, MINNESOTA**

**NOTES TO THE REQUIRED SCHEDULE
AS OF AND FOR THE YEAR ENDED DECEMBER 31, 2016**

Summary

The Bloomington Fire Department Relief Association is the administrator of a single-employer defined benefit pension plan. As specified in Governmental Accounting Standards Board Statement 68, the City of Bloomington is required to recognize the net pension (asset) liability, deferred outflows of resources related to pensions, deferred inflows of resources related to pensions, and pension expense for all benefits provided through the Fund.

Actuarial Methods and Assumptions

The information presented in the schedule of pension amounts was based on the actuarial valuation for purposes of determining the net pension (asset) liability. The assumptions and methods used for this actuarial valuation were recommended by the actuary and adopted by the Board. Additional information as of the latest actuarial valuation follows.

Valuation Date: January 1, 2017

**Measurement Date of the Net
Pension Liability:** December 31, 2016

**Methods and Assumptions used to
Determine Net Pension (Asset)**

Liability:

Actuarial Cost Method	Entry Age Normal
Salary Increases	4.00 percent
Investment Rate of Return	6.00 percent per annum
Pre-Retirement Mortality	RP-2000 Non-Annuitant Mortality Table with white collar adjustment, generationally projected using Scale AA, and set back two years for males and females.
Post-Retirement Mortality	RP-2000 Annuitant Mortality Table with white collar adjustment, generationally projected using Scale AA for males and females.
Disabled Mortality	RP-2000 Non-Annuitant Mortality Table with white collar adjustment, set forward eight years for males and females.

Inflation rate assumption is built into other rate assumptions.

Cost of living adjustment increase is based on increases in index salary.

**BLOOMINGTON FIRE DEPARTMENT RELIEF ASSOCIATION
BLOOMINGTON, MINNESOTA**

The difference between projected and actual earnings on pension plan investments should be recognized in pension expense using a systematic and rational method over a closed five-year period, beginning in the current reporting period. Changes arising from differences between expected and actual experience or from changes of assumptions are recognized in pension expense over the average remaining service life of all employees provided with benefits through the pension plan. The Bloomington Fire Department Relief Association's actuary determined the estimated remaining service lives of all employees as follows:

<u>Year</u>	<u>Estimated Remaining Service Lives of all Employees</u>
2015	3.9 years
2016	4.3 years



**BLOOMINGTON FIRE DEPARTMENT RELIEF ASSOCIATION
BLOOMINGTON, MINNESOTA**

**SCHEDULE OF FINDINGS AND RECOMMENDATIONS
FOR THE YEAR ENDED DECEMBER 31, 2016**

INTERNAL CONTROL OVER FINANCIAL REPORTING

PREVIOUSLY REPORTED ITEM NOT RESOLVED

Finding 2007-001

Internal Control/Segregation of Duties

Criteria: Management is responsible for establishing and maintaining internal control. This responsibility includes the internal control over the various accounting cycles, the fair presentation of the financial statements and related notes, and the accuracy and completeness of all financial records and related information. Adequate segregation of duties is a key internal control in an organization's accounting system.

Condition: The Association uses an organization to make payments and transfers. The Association has one individual who has the ability to authorize these transactions without the approval of any other Board of Trustees member.

Context: It is not unusual for an organization the size of the Bloomington Fire Department Relief Association to be limited in the internal control that management can design and implement into the organization.


Effect: The Association is relying on controls of entities outside of the organization.

Cause: The size of the Bloomington Fire Department Relief Association and its staffing limits the internal control that management can design and implement into the organization.

Recommendation: The Board of Trustees should be aware that segregation of duties is not adequate from an internal control point of view. We recommend the Board of Trustees be mindful that limited staffing causes inherent risks in safeguarding the Association's assets and the proper reporting of its financial activity. We recommend the Board of Trustees continue to implement oversight procedures and monitor those procedures to determine if they are still effective internal controls.

Client's Response:

The Bloomington Fire Department Relief Association Board of Trustees acknowledges the auditor's concern regarding segregation of duties. We have addressed this by having an additional level of oversight in our daily operations through Union Bank & Trust as our financial custodian and through oversight by our accountant Sharyn North. This provides a consistent process of checks and balances.



REBECCA OTTO
STATE AUDITOR

STATE OF MINNESOTA

OFFICE OF THE STATE AUDITOR

SUITE 500
525 PARK STREET
SAINT PAUL, MN 55103-2139

(651) 296-2551 (Voice)
(651) 296-4755 (Fax)
state.auditor@state.mn.us (E-mail)
1-800-627-3529 (Relay Service)

COMMUNICATION OF SIGNIFICANT DEFICIENCIES AND/OR MATERIAL WEAKNESSES IN INTERNAL CONTROL OVER FINANCIAL REPORTING AND OTHER MATTERS

Board of Trustees
Bloomington Fire Department Relief Association
Bloomington, Minnesota

We have audited, in accordance with the auditing standards generally accepted in the United States of America, the financial statements of the Bloomington Fire Department Relief Association as of and for the year ended December 31, 2016, and the related notes to the financial statements, which collectively comprise the Association's basic financial statements, and have issued our report thereon dated March 7, 2017.

Internal Control Over Financial Reporting

In planning and performing our audit of the Bloomington Fire Department Relief Association's basic financial statements, we considered the Association's internal control over financial reporting (internal control) as a basis for designing audit procedures that are appropriate in the circumstances for the purpose of expressing our opinion on the financial statements, but not for the purpose of expressing an opinion on the effectiveness of the Association's internal control. Accordingly, we do not express an opinion on the effectiveness of the Association's internal control.

A deficiency in internal control exists when the design or operation of a control does not allow management or employees, in the normal course of performing their assigned functions, to prevent, or detect and correct, misstatements on a timely basis. A material weakness is a deficiency, or combination of deficiencies, in internal control, such that there is a reasonable possibility that a material misstatement of the Association's financial statements will not be prevented, or detected and corrected, on a timely basis.

Our consideration of internal control was for the limited purpose described in the first paragraph of this section and was not designed to identify all deficiencies in internal control that might be material weaknesses. Given these limitations, during our audit, we did not identify any deficiencies in internal control that we consider to be material weaknesses. However, material weaknesses may exist that have not been identified. Our audit was also not designed to identify deficiencies in internal control that might be significant deficiencies. A significant deficiency is a deficiency, or combination of deficiencies, in internal control that is less severe than a material weakness, yet important enough to merit attention by those charged with governance. The significant deficiency is reported in the Schedule of Findings and Recommendations as item 2007-001.


Bloomington Fire Department Relief Associations Response to the Finding

The Bloomington Fire Department Relief Association's written response to the internal control finding identified in our audit has been included in the Schedule of Findings and Recommendations. We did not audit the Association's response and, accordingly, we express no opinion on it.

This communication is intended solely for the information and use of the Board of Trustees, management, and others within the Association, and is not intended to be, and should not be, used by anyone other than those specified parties.




REBECCA OTTO
STATE AUDITOR



GREG HIERLINGER, CPA
DEPUTY STATE AUDITOR

March 7, 2017



REBECCA OTTO
STATE AUDITOR

STATE OF MINNESOTA OFFICE OF THE STATE AUDITOR

SUITE 500
525 PARK STREET
SAINT PAUL, MN 55103-2139

(651) 296-2551 (Voice)
(651) 296-4755 (Fax)
state.auditor@state.mn.us (E-mail)
1-800-627-3529 (Relay Service)

INDEPENDENT AUDITOR'S REPORT ON MINNESOTA LEGAL COMPLIANCE

Board of Trustees
Bloomington Fire Department Relief Association
Bloomington, Minnesota

We have audited, in accordance with auditing standards generally accepted in the United States of America, the financial statements of the Bloomington Fire Department Relief Association as of and for the year ended December 31, 2016, and the related notes to the financial statements, which collectively comprise the Association's basic financial statements and have issued our report thereon dated March 7, 2017.

The *Minnesota Legal Compliance Audit Guide for Relief Associations*, promulgated by the State Auditor pursuant to Minn. Stat. § 6.65, contains two categories of compliance to be tested: deposits and investments and relief associations. Our audit considered both of the listed categories.

In connection with our audit, nothing came to our attention that caused us to believe that the Bloomington Fire Department Relief Association failed to comply with the provisions of the *Minnesota Legal Compliance Audit Guide for Relief Associations*. However, our audit was not directed primarily toward obtaining knowledge of such noncompliance. Accordingly, had we performed additional procedures, other matters may have come to our attention regarding the Association's noncompliance with the above referenced provisions.

This report is intended solely for the information and use of the Board of Trustees and management of the Bloomington Fire Department Relief Association and the State Auditor and is not intended to be, and should not be, used by anyone other than those specified parties.

A handwritten signature in black ink, appearing to read "Rebecca Otto".

REBECCA OTTO
STATE AUDITOR

A handwritten signature in black ink, appearing to read "Greg Hierlinger".

GREG HIERLINGER, CPA
DEPUTY STATE AUDITOR

March 7, 2017