


# **STATE OF MINNESOTA**

## **Office of the State Auditor**



**Rebecca Otto**  
**State Auditor**

---

# **2016 Local Government Lobbying Services**

## Description of the Office of the State Auditor

The mission of the Office of the State Auditor is to oversee local government finances for Minnesota taxpayers by helping to ensure financial integrity and accountability in local governmental financial activities.

Through financial, compliance, and special audits, the State Auditor oversees and ensures that local government funds are used for the purposes intended by law and that local governments hold themselves to the highest standards of financial accountability.

The State Auditor performs approximately 150 financial and compliance audits per year and has oversight responsibilities for over 3,300 local units of government throughout the state. The office currently maintains five divisions:

**Audit Practice** - conducts financial and legal compliance audits of local governments;

**Government Information** - collects and analyzes financial information for cities, towns, counties, and special districts;

**Legal/Special Investigations** - provides legal analysis and counsel to the Office and responds to outside inquiries about Minnesota local government law; as well as investigates allegations of misfeasance, malfeasance, and nonfeasance in local government;

**Pension** - monitors investment, financial, and actuarial reporting for approximately 650 public pension funds; and

**Tax Increment Financing** - promotes compliance and accountability in local governments' use of tax increment financing through financial and compliance audits.

The State Auditor serves on the State Executive Council, State Board of Investment, Land Exchange Board, Public Employees Retirement Association Board, Minnesota Housing Finance Agency, and the Rural Finance Authority Board.

Office of the State Auditor  
525 Park Street, Suite 500  
Saint Paul, Minnesota 55103  
(651) 296-2551  
[state.auditor@osa.state.mn.us](mailto:state.auditor@osa.state.mn.us)  
[www.auditor.state.mn.us](http://www.auditor.state.mn.us)

This document can be made available in alternative formats upon request. Call (651) 296-2551 [voice] or 1-800-627-3529 [relay service] for assistance; or visit the State Auditor's web site: [www.auditor.state.mn.us](http://www.auditor.state.mn.us).

# 2016 Local Government Lobbying Services

For the Year Ended December 31, 2016



April 26, 2017

**Government Information Division  
Office of the State Auditor  
State of Minnesota**

**Deputy State Auditor**

Greg Hierlinger

**Staff**

Kathy Docter, *Director of Government Information Division*

John Jernberg, *Research Analysis Specialist*

Christy John, *Research Analyst*

Mark Albarado, *Accounting Officer*

Tiffany O'Neil, *Accounting Officer*

Erin Schutta, *Accounting Officer*

Carson Thomas, *Intern*

This page left blank intentionally

---

# TABLE OF CONTENTS

---

<b>Scope and Methodology.....</b>	<b>1</b>
<b>Executive Summary.....</b>	<b>3</b>
<b>Overview.....</b>	<b>5</b>
<b>Lobbying Services Expenditures by Local Governments.....</b>	<b>6</b>
<b>Staff and Contract Lobbyists.....</b>	<b>6</b>
<b>Reliance on Contract Lobbyists.....</b>	<b>7</b>
<b>Highest Expenditures on Staff and Contract Lobbyists.....</b>	<b>7</b>
<b>Trends in Expenditures for Staff and Contract Lobbyists.....</b>	<b>8</b>
<b>Lobbying Services Expenditures by Associations.....</b>	<b>9</b>
<b>Trends in Lobbying Services Expenditures Made by Associations.....</b>	<b>9</b>
<b>Association Lobbying by Type of Entity.....</b>	<b>10</b>
<b>Multiple Association Memberships.....</b>	<b>10</b>
<b>Associations With the Highest Expenditures on Lobbying Services.....</b>	<b>11</b>
<b>Compensation Paid to Firms or Staff for Lobbying Services.....</b>	<b>12</b>
<b>Data Tables - 2016 Local Government Lobbying Expenditures</b>	
<b>Table 4 - 2016 Local Government Lobbying Expenditures - Employee and Contract         Lobbyists.....</b>	<b>15</b>
<b>Table 5 - 2016 Lobbying Expenditures Paid With Association Dues - Listed by Entity.....</b>	<b>26</b>
<b>Table 6 - 2016 Lobbying Expenditures by Associations of Local Governments.....</b>	<b>388</b>
<b>Appendices</b>	
<b>Appendix A - Office of the State Auditor - 2016 Local Government Lobbying         Expenditures Reporting Form.....</b>	<b>391</b>
<b>Appendix B - Office of the State Auditor - 2016 Lobbying Cost Reporting Form         for Associations of Local Governments.....</b>	<b>397</b>

This page left blank intentionally

---

## Scope and Methodology

---

This report shows the expenditures by local governments and their associations for lobbyists and lobbying. The report is prepared in accordance with Minn. Stat. § 6.76, which states:

*(a) On or before January 31 of each year, all political subdivisions shall report to the state auditor, on forms prescribed by the auditor, their estimated expenditures paid for the previous calendar year to a lobbyist as defined in section 10A.01, subdivision 21, except payments to associations of political subdivisions that are reported under paragraph (b), and to any staff person not registered as a lobbyist, over 25 percent of whose time is spent during the legislative session on legislative matters.*

*(b) Associations of political subdivisions subject to this section shall report annually, on or before January 31, to the state auditor and the association's members the proportionate amount of each member's dues spent for lobbying purposes.*

*(c) For purposes of this section, "political subdivision" has the meaning given in section 6.465, but also includes a metropolitan or regional agency or a public corporation audited by the legislative auditor.*

The Office of the State Auditor has collected and published data on the lobbying services costs of local governments since 1989. This report summarizes expenditures on local government lobbying services during the calendar year 2016<sup>1</sup> and is intended to inform the public and policymakers of the amount spent by their local government on lobbying services.<sup>2</sup>

The reporting forms used to collect information on the expenditures by local governments and their associations for lobbyists and lobbying are presented as appendices in this report starting on page 391. The list of local government associations was developed by reviewing all associations that were registered with the Campaign Finance and Public Disclosure Board. While the Office of the State Auditor attempted to identify all associations of local governments and provide them forms to fulfill their reporting requirement, it is the responsibility of the associations to comply with the reporting requirement. The expenditures on lobbying services are the amounts self-reported by local governments and local government associations.

---

<sup>1</sup>While the law requires associations to report on a calendar year, certain associations continue to report on their own fiscal years.

<sup>2</sup>This report only details local government lobbying expenditures used to influence legislative, administrative, or official actions by Minnesota officials. This report does not detail local government lobbying expenditures at the federal level.

This page left blank intentionally



---

## Executive Summary

---

- Local governments spent a total of \$9,110,139 on lobbying activities in 2016. This represents an increase of \$183,353, or 2 percent, over the amount spent on lobbying services in 2015 (pg. 5).
- In 2016, 105 local governments (four more than in 2015) reported that they directly employed staff or hired contract lobbyists. These local governments spent a total of \$4,948,577 on staff and contract lobbyists.<sup>3</sup> This was \$274,174, or 6 percent, more than in 2015 (pg. 5).
- In addition to the \$4.9 million paid directly to staff and contract lobbyists, local governments paid dues of \$12,012,510 in 2016 to local government associations that also represented their interests before legislative, administrative, or other governmental bodies.<sup>4</sup> These associations spent \$4,161,562 on lobbyists and lobbying in 2016, a decrease of 2 percent from 2015. Of the \$4.2 million spent on lobbyists and lobbying by these associations, \$3,554,109 was funded exclusively through dues. This represents a decrease of 6 percent from the \$3,776,740 in association dues that were spent on lobbying activities in 2015 (pg. 5).

---

<sup>3</sup>These expenditures do not include dues and membership fees paid to local government associations.

<sup>4</sup>The local government associations identified in this report do not include various professional associations that lobby on behalf of specific professional occupations within local governments. For example, Education Minnesota is registered with the Campaign Finance and Public Disclosure Board. However, because the association does not directly represent school districts or school district management personnel, its lobbying expenditures are not included in this report.

This page left blank intentionally

---

## Overview

---

The operation and funding of local governments can be greatly affected by decisions made by the State Legislature. Therefore, it is understandable that those affected by these decisions would want to have representation during the legislative process. This report documents the level of expenditures made by local governments and their associations to perform this function.

According to reports filed with the Office of the State Auditor, local governments spent a total of \$9,110,139 on lobbying activities in 2016. This represents an increase of \$183,353, or 2 percent, over the amount spent on lobbying services in 2015.

***Expenditures on local government lobbying increased 2 percent between 2015 and 2016.***

In 2016, 105 local governments (four more than in 2015) reported that they directly employed staff or hired contract lobbyists. These local governments spent a total of \$4,948,577 on staff and contract lobbyists.<sup>5</sup> This was \$274,174, or 6 percent, more than in 2015. Staff and contract lobbyists are paid to provide information to policymakers to influence legislative, administrative, or official actions regarding local governments in Minnesota.

In addition to the \$4.9 million paid directly to staff and contract lobbyists, local governments paid dues of \$12,012,510 in 2016 to local government associations that also represented their interests before legislative, administrative, or other governmental bodies.<sup>6</sup> These associations spent \$4,161,562 on lobbyists and lobbying in 2016, a decrease of 2 percent from 2015. Of the \$4.2 million spent on lobbyists and lobbying by these associations, \$3,554,109 was funded exclusively through dues. This represents a decrease of 6 percent from the \$3,776,740 in association dues that were spent on lobbying activities in 2015.

---

<sup>5</sup>These expenditures do not include dues and membership fees paid to local government associations.

<sup>6</sup>The local government associations identified in this report do not include various professional associations that lobby on behalf of specific professional occupations within local governments. For example, Education Minnesota is registered with the Campaign Finance and Public Disclosure Board. However, because the association does not directly represent school districts or school district management personnel, its lobbying expenditures are not included in this report.

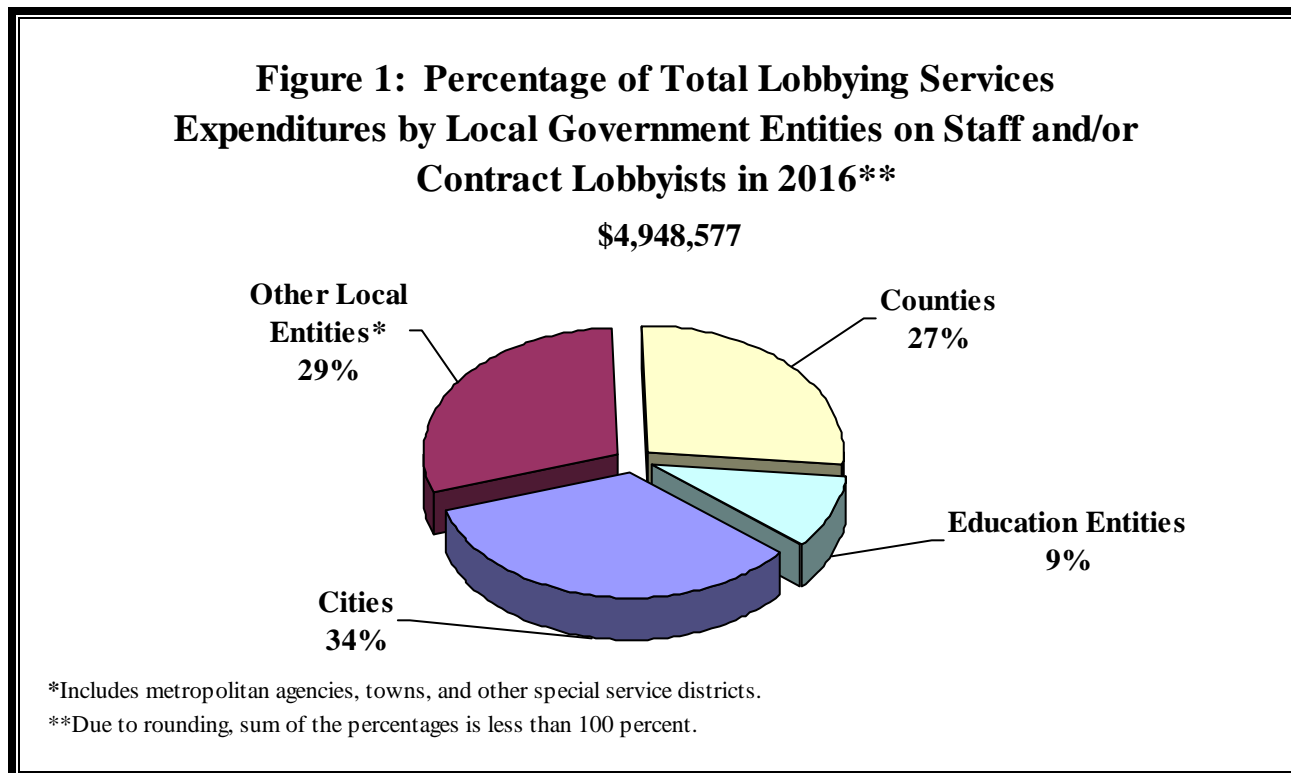
---

# Lobbying Services Expenditures by Local Governments

---

## Staff and Contract Lobbyists

In 2016, 105 local governments, including cities, counties, school districts, and special districts, directly employed staff and/or contracted with professional lobbyists to represent their interests before the Legislature. Table 4 on pages 15 - 25 shows the payments made to these employees and hired professional staff as well as other costs attributable to lobbying efforts. Figure 1 below shows the 2016 percentage of total expenditures on staff and contract lobbyists by type of entity.



Of the 105 reporting entities that employed lobbying staff or hired contract lobbyists in 2016:

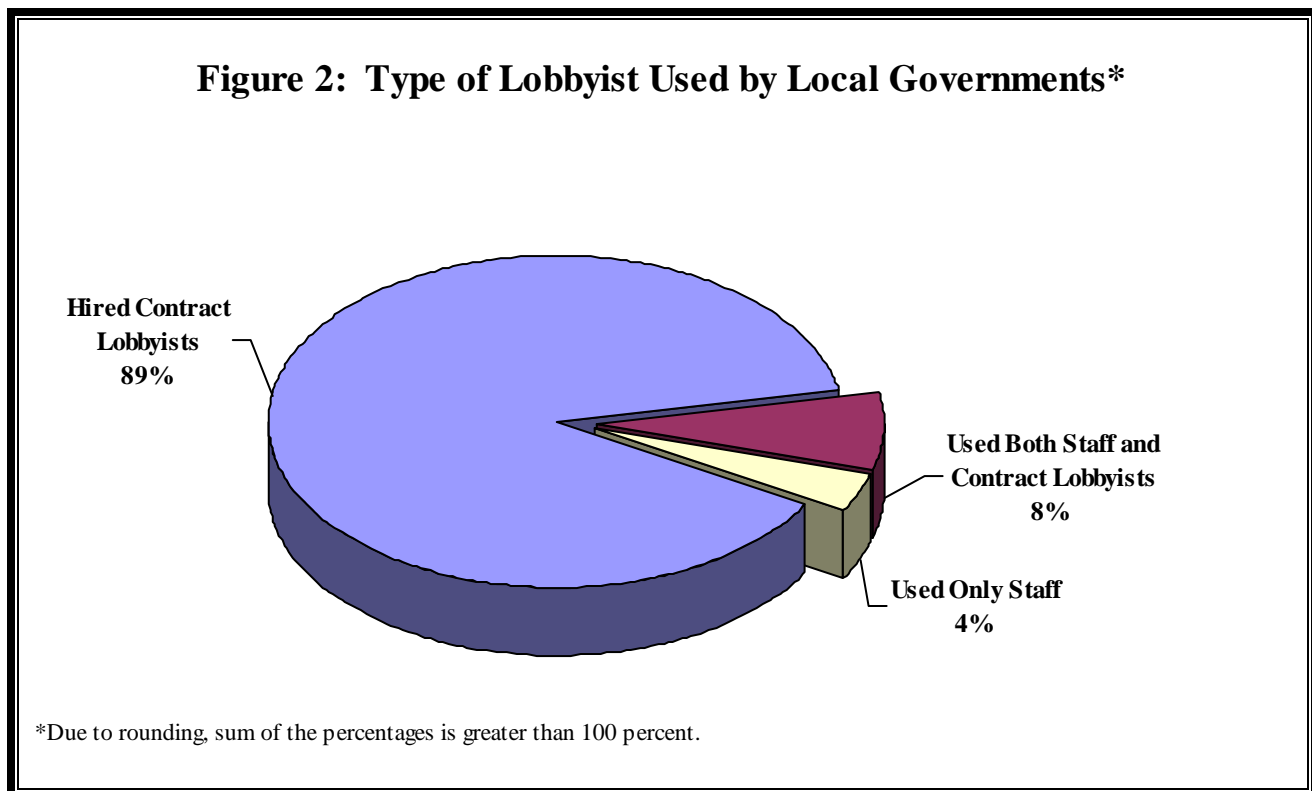
- Thirty-eight cities and city component units reported a combined total of \$1,682,968 in lobbying services expenditures. This compares to 35 cities and \$1,567,914 in 2015.
- Twenty counties and county component units reported a combined total of \$1,340,096 in lobbying services expenditures. This compares to 20 counties and \$1,281,977 in 2015.
- Fifteen education entities reported a combined total of \$469,520 in lobbying services expenditures. This compares to 11 entities and \$489,127 in 2015.
- Thirty-two metropolitan agencies, towns, and other special districts reported a combined total of \$1,455,993 in lobbying services expenditures. This compares to 35 entities and \$1,335,385 in 2015.

## Reliance on Contract Lobbyists

Local governments more frequently use contract lobbyists than utilize their own staff to provide lobbying services. Contract lobbyists accounted for \$3,476,654, or 70 percent, of the total amount spent by those governments using contract or staff lobbyists. Local governments spent \$1,402,264 on staff lobbyists to represent their interests before the Legislature and other governmental bodies. In addition, local governments reported an additional \$69,659 in overhead costs related to lobbying services in 2016.

During 2016:

- four local governments relied entirely on their staff to represent them at the Legislature, compared to three in 2015;
- ninety-three local governments relied entirely on contract lobbyists to represent their interests, compared to eighty-eight in 2015; and
- eight local governments hired contract lobbyists and used their own staff for lobbying, compared to ten in 2015.



## Highest Expenditures on Staff and Contract Lobbyists

Eleven of the 105 local governments that directly employed lobbying staff and/or hired contract lobbyists reported over \$100,000 in lobbying services expenditures, for a total of \$2,383,827. These 11 local governments accounted for 48 percent of the total amount paid to contract and staff lobbyists in 2016 (see Table 1 on the following page).

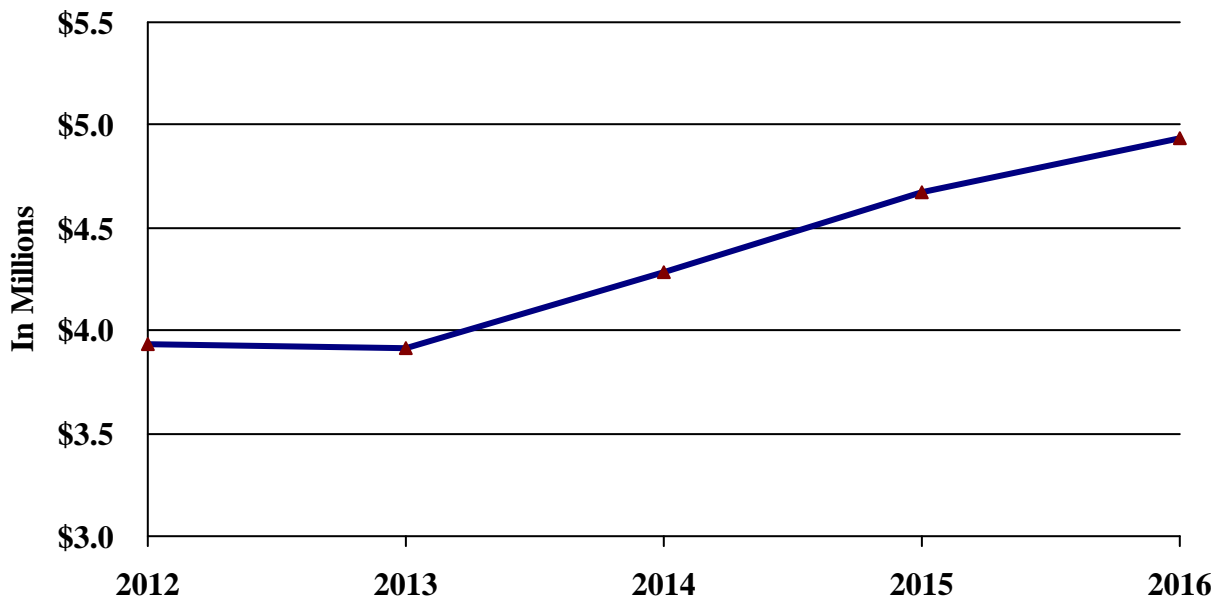
**Table 1: Local Governments Spending More Than \$100,000 on Lobbying Services in 2016**

City of Saint Paul	\$445,472	Ramsey County	\$145,846
National Joint Powers Alliance	\$398,284	Metropolitan Airports Commission	\$142,806
Hennepin County	\$314,987	Counties Transit Improvement Board	\$110,000
City of Minneapolis	\$277,419	Southern Minnesota Municipal Power Agency	\$109,626
Saint Louis County	\$185,441	Minnesota Sports Facilities Authority	\$108,005
Minneapolis Park and Recreation Board	\$145,941		

### Trends in Expenditures for Staff and Contract Lobbyists

The number of entities that reported expenditures on contract and staff lobbyists increased from 101 in 2015 to 105 in 2016. There were 18 entities that reported lobbying expenditures in 2015 that reported no lobbying expenditures in the 2016 reporting period. There were 22 entities reporting lobbying expenditures in 2016 that reported no lobbying expenditures in the 2015 reporting period. Figure 3 below shows the long-term trend of expenditures on staff and contract lobbyists for the years 2012 to 2016.

**Figure 3: Total Expenditures on Staff and Contract Lobbyists - 2012 to 2016**



---

## Lobbying Services Expenditures by Associations

---

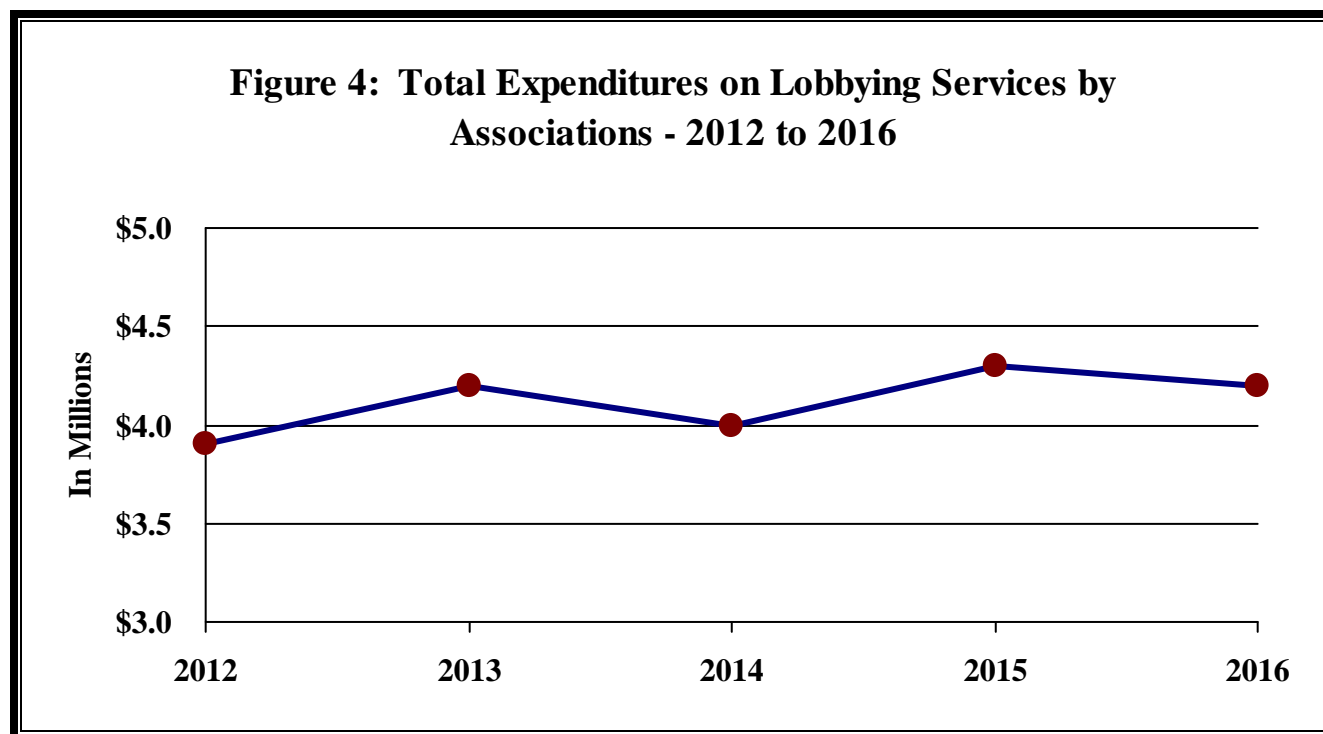
While 105 local governments opted to hire lobbyists or use staff to lobby on their behalf, it is more common for them to rely on various local government associations to represent their interests at the Legislature. These local government associations receive the majority of their funding from membership dues and other public funds. Some associations representing local governments not only lobby on behalf of their members, but also act as service associations. Groups such as the League of Minnesota Cities and the Association of Minnesota Counties provide a wide range of services to their members. For these associations, lobbying services account for a smaller share of their overall expenditures as compared to associations whose primary purpose is lobbying.

Other types of associations are formed for the explicit purpose of lobbying the Legislature on a specific issue or range of issues for which the members share a common interest. Most of these associations hire a lobbyist or a lobbying firm to influence legislative, administrative, or other official actions at the state, regional, or metropolitan level of government. The dues paid by members of these associations generally represent a percentage of the total amount paid to a contract lobbyist.

### Trends in Lobbying Services Expenditures Made by Associations

In 2016, 26 associations representing local governments reported expenditures on lobbying services totaling \$4,161,562. Of this amount, \$3,554,109, or 85 percent, was funded through the dues of the association members. Total expenditures for lobbying/lobbyists by associations in 2016 decreased \$90,821, or 2 percent, from the level expended in 2015.

Figure 4 below shows total expenditures on lobbying services by associations from 2012 to 2016.



## Association Lobbying by Type of Entity

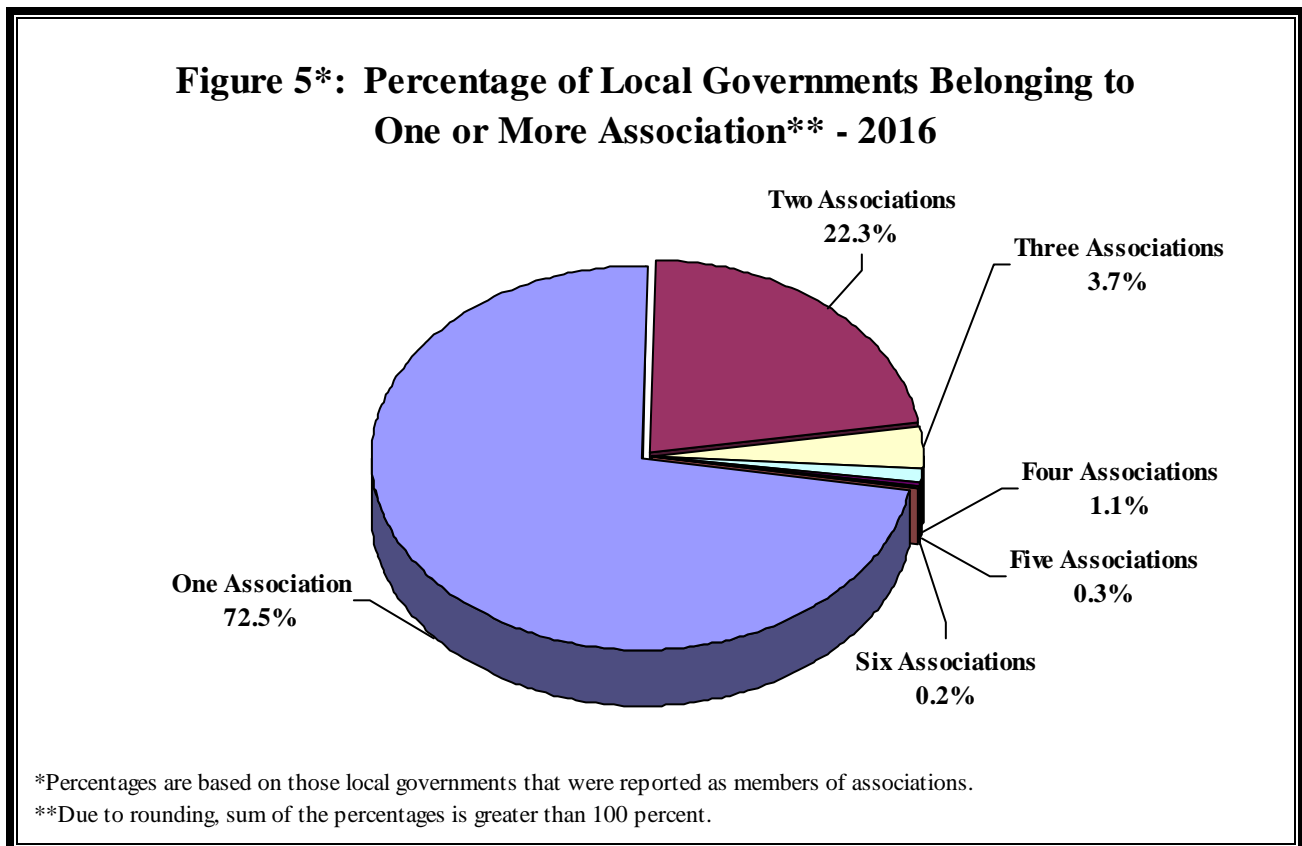
The associations reporting lobbying expenditures included:

- eight associations that represented the interests of cities;
- four associations that represented the interests of counties;
- four associations that represented the interests of school districts;
- one association that represented the interests of townships;
- two associations that represented the interests of special districts; and
- seven associations that represented more than one type of local government.

## Multiple Association Memberships

While it is common for local governments to belong to at least one association, some local units belong to several. Of the 3,219 local units of government that belonged to at least one association, there were 169 local units of government that paid dues to three or more associations.

Figure 5 below shows the percentage of local governments that belong to one or more association.



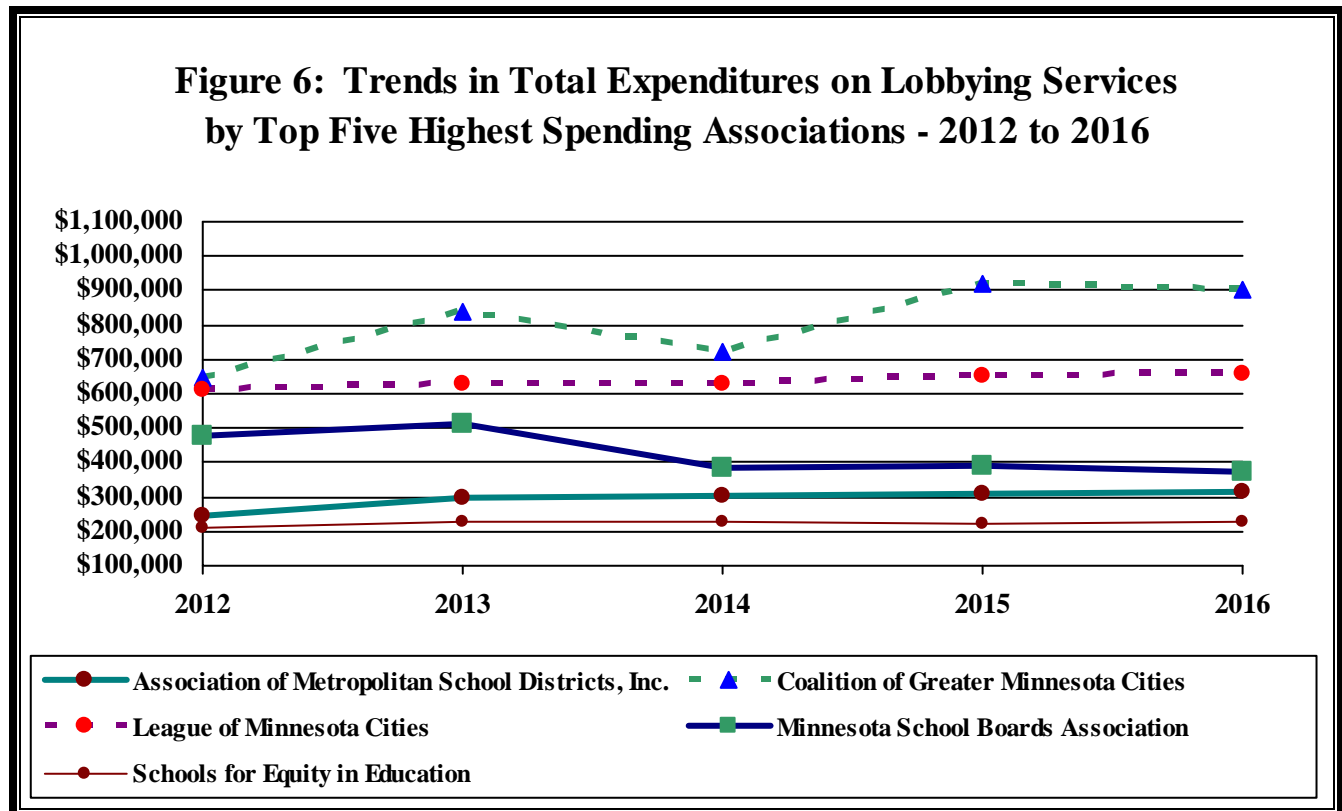


## Associations With the Highest Expenditures on Lobbying Services

Among the 26 local government associations that lobbied the Legislature on behalf of their local government members, 12 associations reported expenditures on lobbying/lobbyists in excess of \$100,000 in 2016 (see Table 2 below). These 12 associations accounted for \$3,553,784, or 85 percent, of the total lobbying expenditures of associations in 2016.

Coalition of Greater Minnesota Cities	\$904,232	Association of Metropolitan Municipalities	\$182,083
League of Minnesota Cities	\$656,010	Minnesota Rural Education Association	\$171,252
Minnesota School Boards Association	\$371,668	Greater Minnesota Partnership	\$140,118
Association of Metropolitan School Districts, Inc.	\$316,562	Municipal Legislative Commission	\$139,630
Schools for Equity in Education	\$225,664	North Metro Mayors Association	\$130,696
Association of Minnesota Counties	\$193,145	Minnesota Inter-County Association	\$122,724

Figure 6 below shows the five-year trend in lobbying expenditures by the five associations with the highest lobbying expenditures in 2016.



## Compensation Paid to Firms or Staff for Lobbying Services

In 2016, Minnesota local governments or associations of local governments paid 17 firms or lobbyists \$100,000 or more to provide lobbying services.<sup>7</sup> The 17 firms or lobbyists receiving \$100,000 or more in payments from local governments or associations of local governments are listed below in Table 3.

Flaherty and Hood, P.A.	\$913,679	McGrann, Shea, Anderson, Carnival, Straughn and Lamb, Chartered	\$136,435
Lockridge, Grindal, and Nauen, PLLP	\$509,427	Rice, Michels, and Walther LLP	\$132,524
Messerli and Kramer	\$483,907	Joel Carlson	\$123,191
Ewald Consulting	\$250,326	Adam Prock	\$116,596
Larkin Hoffman Daly and Lindgren, Ltd.	\$233,785	Bill Otto	\$114,841
Capitol Hill Associates	\$184,577	Katie Knutson	\$111,609
Fryberger, Buchanan, Smith, and Frederick	\$179,507	Dan Listug	\$107,750
Amundson Strategies, LLC	\$157,554	Sletten Government Affairs and Public Policy, LLC	\$100,636
Costin Group	\$136,449		

<sup>7</sup>The amounts listed are those exclusively attributed to lobbying services. Some of these firms also received money for services they provided to the association or local government that they determined were not attributable to lobbying. Only the part of an employee's salary and benefits attributed to lobbying was included in this analysis.

## **Data Tables**

### **2016 Local Government Lobbying Expenditures**

This page left blank intentionally

**Table 4**  
**2016 Local Government Lobbying Expenditures**  
**Employee and Contract Lobbyists**

Name of Entity Contract or Employee Lobbyists	Amount of Contract & Expenses	Salary & Benefits Related to Lobbying**	Employee Expenses Related to Lobbying	All Other Costs*	Total** Lobbying Expenditures
<b>Anoka County</b>					
Ward Einess	45,300	---	---	---	45,300
Faegre and Benson, LLP	46,967	---	---	---	46,967
<b>Total</b>	<b>\$92,267</b>	<b>\$---</b>	<b>\$---</b>	<b>\$---</b>	<b>\$92,267</b>
<b>Big Lake Area Sanitary District</b>					
Jacobson, Magnuson, Anderson, and Halloran P.C.	11,415	---	---	---	11,415
<b>Total</b>	<b>\$11,415</b>	<b>\$---</b>	<b>\$---</b>	<b>\$---</b>	<b>\$11,415</b>
<b>Buffalo-Red River Watershed District</b>					
Joel Carlson	10,200	---	---	---	10,200
<b>Total</b>	<b>\$10,200</b>	<b>\$---</b>	<b>\$---</b>	<b>\$---</b>	<b>\$10,200</b>
<b>Carver County</b>					
Claire Robling	6,300	---	---	---	6,300
<b>Total</b>	<b>\$6,300</b>	<b>\$---</b>	<b>\$---</b>	<b>\$---</b>	<b>\$6,300</b>
<b>Cedar River Watershed District</b>					
Ronald D. Harnack	4,750	---	---	---	4,750
<b>Total</b>	<b>\$4,750</b>	<b>\$---</b>	<b>\$---</b>	<b>\$---</b>	<b>\$4,750</b>
<b>Chisago County</b>					
Larkin, Hoffman, Daly, and Lindgren, Ltd.	60,000	---	---	---	60,000
<b>Total</b>	<b>\$60,000</b>	<b>\$---</b>	<b>\$---</b>	<b>\$---</b>	<b>\$60,000</b>
<b>City of Albertville</b>					
Administrative/Overhead Costs	---	---	---	3,635	3,635
Lockridge, Grindal, and Nauen, PLLP	30,000	---	---	---	30,000
<b>Total</b>	<b>\$30,000</b>	<b>\$---</b>	<b>\$---</b>	<b>\$3,635</b>	<b>\$33,635</b>
<b>City of Blackduck</b>					
Flaherty and Hood, P.A.	189	---	---	---	189
<b>Total</b>	<b>\$189</b>	<b>\$---</b>	<b>\$---</b>	<b>\$---</b>	<b>\$189</b>
<b>City of Blaine</b>					
Lockridge, Grindal, and Nauen, PLLP	37,500	---	---	---	37,500
<b>Total</b>	<b>\$37,500</b>	<b>\$---</b>	<b>\$---</b>	<b>\$---</b>	<b>\$37,500</b>
<b>City of Bloomington</b>					
Messerli and Kramer	45,000	---	---	---	45,000
<b>Total</b>	<b>\$45,000</b>	<b>\$---</b>	<b>\$---</b>	<b>\$---</b>	<b>\$45,000</b>
<b>City of Burnsville</b>					
Joel Carlson	11,000	---	---	---	11,000
<b>Total</b>	<b>\$11,000</b>	<b>\$---</b>	<b>\$---</b>	<b>\$---</b>	<b>\$11,000</b>

\*Includes costs related to the furtherance of the lobbying effort such as overhead, administration, research, analysis, and communication.

\*\*Totals may not equal the summed individual entries due to rounding.

\*\*\*Formal name is "McGrann, Shea, Anderson, Carnival, Straughn, and Lamb, Chartered".

**Table 4**  
**2016 Local Government Lobbying Expenditures**  
**Employee and Contract Lobbyists**

Name of Entity Contract or Employee Lobbyists	Amount of Contract & Expenses	Salary & Benefits Related to Lobbying**	Employee Expenses Related to Lobbying	All Other Costs*	Total** Lobbying Expenditures
<b>City of Chatfield</b>					
Sletten Government Affairs and Public Policy, LLC	9,000	---	---	---	9,000
<b>Total</b>	<b>\$9,000</b>	<b>\$---</b>	<b>\$---</b>	<b>\$---</b>	<b>\$9,000</b>
<b>City of Columbus</b>					
Larkin, Hoffman, Daly, and Lindgren, Ltd.	50,861	---	---	---	50,861
<b>Total</b>	<b>\$50,861</b>	<b>\$---</b>	<b>\$---</b>	<b>\$---</b>	<b>\$50,861</b>
<b>City of Coon Rapids</b>					
Dorsey and Whitney, LLP	31,336	---	---	---	31,336
<b>Total</b>	<b>\$31,336</b>	<b>\$---</b>	<b>\$---</b>	<b>\$---</b>	<b>\$31,336</b>
<b>City of Dayton</b>					
Lockridge, Grindal, and Nauen, PLLP	48,000	---	---	---	48,000
<b>Total</b>	<b>\$48,000</b>	<b>\$---</b>	<b>\$---</b>	<b>\$---</b>	<b>\$48,000</b>
<b>City of Detroit Lakes</b>					
Flaherty and Hood, P.A.	4,333	---	---	---	4,333
<b>Total</b>	<b>\$4,333</b>	<b>\$---</b>	<b>\$---</b>	<b>\$---</b>	<b>\$4,333</b>
<b>City of Duluth</b>					
Fryberger, Buchanan, Smith, and Frederick	48,000	---	---	---	48,000
<b>Total</b>	<b>\$48,000</b>	<b>\$---</b>	<b>\$---</b>	<b>\$---</b>	<b>\$48,000</b>
<b>City of Fergus Falls</b>					
Joel Carlson	31,995	---	---	---	31,995
<b>Total</b>	<b>\$31,995</b>	<b>\$---</b>	<b>\$---</b>	<b>\$---</b>	<b>\$31,995</b>
<b>City of Frazee</b>					
Flaherty and Hood, P.A.	8,667	---	---	---	8,667
<b>Total</b>	<b>\$8,667</b>	<b>\$---</b>	<b>\$---</b>	<b>\$---</b>	<b>\$8,667</b>
<b>City of Grand Marais</b>					
Judy Erickson	3,000	---	---	---	3,000
<b>Total</b>	<b>\$3,000</b>	<b>\$---</b>	<b>\$---</b>	<b>\$---</b>	<b>\$3,000</b>
<b>City of Hendricks</b>					
Tom Lehman	91	---	---	---	91
<b>Total</b>	<b>\$91</b>	<b>\$---</b>	<b>\$---</b>	<b>\$---</b>	<b>\$91</b>
<b>City of Inver Grove Heights</b>					
Joel Carlson	12,000	---	---	---	12,000
<b>Total</b>	<b>\$12,000</b>	<b>\$---</b>	<b>\$---</b>	<b>\$---</b>	<b>\$12,000</b>
<b>City of Mankato</b>					
Flaherty and Hood, P.A.	9,944	---	---	---	9,944
<b>Total</b>	<b>\$9,944</b>	<b>\$---</b>	<b>\$---</b>	<b>\$---</b>	<b>\$9,944</b>

\*Includes costs related to the furtherance of the lobbying effort such as overhead, administration, research, analysis, and communication.

\*\*Totals may not equal the summed individual entries due to rounding.

\*\*\*Formal name is "McGrann, Shea, Anderson, Carnival, Straughn, and Lamb, Chartered".

**Table 4**  
**2016 Local Government Lobbying Expenditures**  
**Employee and Contract Lobbyists**

Name of Entity Contract or Employee Lobbyists	Amount of Contract & Expenses	Salary & Benefits Related to Lobbying**	Employee Expenses Related to Lobbying	All Other Costs*	Total** Lobbying Expenditures
<b>City of Maple Grove</b>					
Cook Girard Associates	18,500	---	---	---	18,500
<b>Total</b>	<b>\$18,500</b>	<b>\$---</b>	<b>\$---</b>	<b>\$---</b>	<b>\$18,500</b>
<b>City of Minneapolis</b>					
Administrative/Overhead Costs	---	---	---	24,105	24,105
Sasha Bergman	---	39,704	1,452	---	41,156
Franzen and Associates	35,000	---	---	---	35,000
Fredrikson and Byron, P.A.	45,000	---	---	---	45,000
Loren Olson	---	6,476	1,192	---	7,668
Eugene Ranieri	---	95,518	---	---	95,518
Melissa Reed	---	28,317	655	---	28,972
<b>Total</b>	<b>\$80,000</b>	<b>\$170,015</b>	<b>\$3,299</b>	<b>\$24,105</b>	<b>\$277,419</b>
<b>City of Moorhead</b>					
Flaherty and Hood, P.A.	32,500	---	---	---	32,500
Fredrikson and Byron, P.A.	32,500	---	---	---	32,500
<b>Total</b>	<b>\$65,000</b>	<b>\$---</b>	<b>\$---</b>	<b>\$---</b>	<b>\$65,000</b>
<b>City of North Mankato</b>					
Ward Einess	12,000	---	---	---	12,000
<b>Total</b>	<b>\$12,000</b>	<b>\$---</b>	<b>\$---</b>	<b>\$---</b>	<b>\$12,000</b>
<b>City of Oronoco</b>					
Ronald A. Jerich and Associates	20,000	---	---	---	20,000
<b>Total</b>	<b>\$20,000</b>	<b>\$---</b>	<b>\$---</b>	<b>\$---</b>	<b>\$20,000</b>
<b>City of Ramsey</b>					
Tinklenberg Group	45,300	---	---	---	45,300
<b>Total</b>	<b>\$45,300</b>	<b>\$---</b>	<b>\$---</b>	<b>\$---</b>	<b>\$45,300</b>
<b>City of Red Wing</b>					
Flaherty and Hood, P.A.	11,942	---	---	---	11,942
<b>Total</b>	<b>\$11,942</b>	<b>\$---</b>	<b>\$---</b>	<b>\$---</b>	<b>\$11,942</b>
<b>City of Rice Lake</b>					
Administrative/Overhead Costs	---	---	---	607	607
Costin Group	1,278	---	---	---	1,278
<b>Total</b>	<b>\$1,278</b>	<b>\$---</b>	<b>\$---</b>	<b>\$607</b>	<b>\$1,885</b>
<b>City of Richfield</b>					
North State Advisors, Inc.	9,000	---	---	---	9,000
<b>Total</b>	<b>\$9,000</b>	<b>\$---</b>	<b>\$---</b>	<b>\$---</b>	<b>\$9,000</b>

\*Includes costs related to the furtherance of the lobbying effort such as overhead, administration, research, analysis, and communication.

\*\*Totals may not equal the summed individual entries due to rounding.

\*\*\*Formal name is "McGrann, Shea, Anderson, Carnival, Straughn, and Lamb, Chartered".

**Table 4**  
**2016 Local Government Lobbying Expenditures**  
**Employee and Contract Lobbyists**

Name of Entity Contract or Employee Lobbyists	Amount of Contract & Expenses	Salary & Benefits Related to Lobbying**	Employee Expenses Related to Lobbying	All Other Costs*	Total** Lobbying Expenditures
<b>City of Rochester</b>					
Administrative/Overhead Costs	---	---	---	10,000	10,000
Ronald A. Jerich and Associates	22,500	---	---	---	22,500
<b>Total</b>	<b>\$22,500</b>	<b>\$---</b>	<b>\$---</b>	<b>\$10,000</b>	<b>\$32,500</b>
<b>City of Saint Louis Park</b>					
Franzen and Associates	15,000	---	---	---	15,000
Lockridge, Grindal, and Nauen, PLLP	33,000	---	---	---	33,000
<b>Total</b>	<b>\$48,000</b>	<b>\$---</b>	<b>\$---</b>	<b>\$---</b>	<b>\$48,000</b>
<b>City of Saint Michael</b>					
Lockridge, Grindal, and Nauen, PLLP	22,992	---	---	---	22,992
<b>Total</b>	<b>\$22,992</b>	<b>\$---</b>	<b>\$---</b>	<b>\$---</b>	<b>\$22,992</b>
<b>City of Saint Paul</b>					
Ward Einess	30,000	---	---	---	30,000
Matt Freeman	---	98,575	---	---	98,575
Alec Knutson	---	3,692	---	---	3,692
Katie Knutson	---	111,609	---	---	111,609
Lockridge, Grindal, and Nauen, PLLP	50,000	---	---	---	50,000
Messerli and Kramer	35,000	---	---	---	35,000
Adam Prock	---	116,596	---	---	116,596
<b>Total</b>	<b>\$115,000</b>	<b>\$330,472</b>	<b>\$---</b>	<b>\$---</b>	<b>\$445,472</b>
<b>City of Vadnais Heights</b>					
Lockridge, Grindal, and Nauen, PLLP	25,000	---	---	---	25,000
<b>Total</b>	<b>\$25,000</b>	<b>\$---</b>	<b>\$---</b>	<b>\$---</b>	<b>\$25,000</b>
<b>City of Virginia</b>					
Ronald A. Jerich and Associates	36,000	---	---	---	36,000
<b>Total</b>	<b>\$36,000</b>	<b>\$---</b>	<b>\$---</b>	<b>\$---</b>	<b>\$36,000</b>
<b>City of Windom</b>					
Flaherty and Hood, P.A.	5,941	---	---	---	5,941
<b>Total</b>	<b>\$5,941</b>	<b>\$---</b>	<b>\$---</b>	<b>\$---</b>	<b>\$5,941</b>
<b>Counties Transit Improvement Board</b>					
Lockridge, Grindal, and Nauen, PLLP	45,000	---	---	---	45,000
Messerli and Kramer	65,000	---	---	---	65,000
<b>Total</b>	<b>\$110,000</b>	<b>\$---</b>	<b>\$---</b>	<b>\$---</b>	<b>\$110,000</b>
<b>Crane Lake Township</b>					
Costin Group	14,232	---	---	---	14,232
<b>Total</b>	<b>\$14,232</b>	<b>\$---</b>	<b>\$---</b>	<b>\$---</b>	<b>\$14,232</b>

\*Includes costs related to the furtherance of the lobbying effort such as overhead, administration, research, analysis, and communication.

\*\*Totals may not equal the summed individual entries due to rounding.

\*\*\*Formal name is "McGrann, Shea, Anderson, Carnival, Straughn, and Lamb, Chartered".



**Table 4**  
**2016 Local Government Lobbying Expenditures**  
**Employee and Contract Lobbyists**

Name of Entity Contract or Employee Lobbyists	Amount of Contract & Expenses	Salary & Benefits Related to Lobbying**	Employee Expenses Related to Lobbying	All Other Costs*	Total** Lobbying Expenditures
<b>Crane Lake Water and Sanitary District</b>					
Costin Group	12,980	---	---	---	12,980
<b>Total</b>	<b>\$12,980</b>	<b>\$---</b>	<b>\$---</b>	<b>\$---</b>	<b>\$12,980</b>
<b>Dakota County</b>					
Administrative/Overhead Costs	---	---	---	4,784	4,784
Messerli and Kramer	79,903	---	---	---	79,903
<b>Total</b>	<b>\$79,903</b>	<b>\$---</b>	<b>\$---</b>	<b>\$4,784</b>	<b>\$84,687</b>
<b>Dakota County Regional Railroad Authority</b>					
Messerli and Kramer	19,975	---	---	---	19,975
<b>Total</b>	<b>\$19,975</b>	<b>\$---</b>	<b>\$---</b>	<b>\$---</b>	<b>\$19,975</b>
<b>Duluth Seaway Port Authority</b>					
Administrative/Overhead Costs	---	---	---	2,725	2,725
Flaherty and Hood, P.A.	6,472	---	---	---	6,472
<b>Total</b>	<b>\$6,472</b>	<b>\$---</b>	<b>\$---</b>	<b>\$2,725</b>	<b>\$9,197</b>
<b>East Metro Integration District - # 6067</b>					
Amundson Strategies, LLC	16,408	---	---	---	16,408
<b>Total</b>	<b>\$16,408</b>	<b>\$---</b>	<b>\$---</b>	<b>\$---</b>	<b>\$16,408</b>
<b>Goodhue County</b>					
Lockridge, Grindal, and Nauen, PLLP	20,000	---	---	---	20,000
<b>Total</b>	<b>\$20,000</b>	<b>\$---</b>	<b>\$---</b>	<b>\$---</b>	<b>\$20,000</b>
<b>Hennepin County</b>					
Administrative/Overhead Costs	---	---	---	21,757	21,757
Linda Berglin	---	28,303	910	---	29,213
Mary E. Davidson	---	73,332	1,512	---	74,844
Tara Erickson	25,000	---	---	---	25,000
Messerli and Kramer	20,000	---	---	---	20,000
Kareem D. Murphy	---	31,862	2,312	---	34,174
Rice, Michels, and Walther, LLP	55,000	---	---	---	55,000
Linda Sandvig	25,000	---	---	---	25,000
Winthrop and Weinstine, P.A.	30,000	---	---	---	30,000
<b>Total</b>	<b>\$155,000</b>	<b>\$133,496</b>	<b>\$4,734</b>	<b>\$21,757</b>	<b>\$314,987</b>
<b>I.S.D. # 11 - Anoka-Hennepin</b>					
Amundson Strategies, LLC	48,173	---	---	---	48,173
<b>Total</b>	<b>\$48,173</b>	<b>\$---</b>	<b>\$---</b>	<b>\$---</b>	<b>\$48,173</b>
<b>I.S.D. # 1S - Minneapolis</b>					
Administrative/Overhead Costs	---	---	---	346	346

\*Includes costs related to the furtherance of the lobbying effort such as overhead, administration, research, analysis, and communication.

\*\*Totals may not equal the summed individual entries due to rounding.

\*\*\*Formal name is "McGrann, Shea, Anderson, Carnival, Straughn, and Lamb, Chartered".

**Table 4**  
**2016 Local Government Lobbying Expenditures**  
**Employee and Contract Lobbyists**

Name of Entity Contract or Employee Lobbyists	Amount of Contract & Expenses	Salary & Benefits Related to Lobbying**	Employee Expenses Related to Lobbying	All Other Costs*	Total** Lobbying Expenditures
Josh Downham	72,325	---	---	---	72,325
<b>Total</b>	<b>\$72,325</b>	<b>\$---</b>	<b>\$---</b>	<b>\$346</b>	<b>\$72,671</b>
<b>I.S.D. # 2711 - Mesabi East</b>					
Costin Group	5,000	---	---	---	5,000
<b>Total</b>	<b>\$5,000</b>	<b>\$---</b>	<b>\$---</b>	<b>\$---</b>	<b>\$5,000</b>
<b>I.S.D. # 279 - Osseo</b>					
Ewald Consulting	21,728	---	---	---	21,728
<b>Total</b>	<b>\$21,728</b>	<b>\$---</b>	<b>\$---</b>	<b>\$---</b>	<b>\$21,728</b>
<b>I.S.D. # 535 - Rochester</b>					
Capitol Gains	30,000	---	---	---	30,000
<b>Total</b>	<b>\$30,000</b>	<b>\$---</b>	<b>\$---</b>	<b>\$---</b>	<b>\$30,000</b>
<b>I.S.D. # 625 - Saint Paul</b>					
Mary Gilbert	67,638	---	---	---	67,638
Linda Sandvig	19,437	---	---	---	19,437
<b>Total</b>	<b>\$87,075</b>	<b>\$---</b>	<b>\$---</b>	<b>\$---</b>	<b>\$87,075</b>
<b>I.S.D. # 712 - Mountain Iron-Buhl</b>					
Costin Group	30,000	---	---	---	30,000
<b>Total</b>	<b>\$30,000</b>	<b>\$---</b>	<b>\$---</b>	<b>\$---</b>	<b>\$30,000</b>
<b>I.S.D. # 728 - Elk River</b>					
Joel Carlson	30,000	---	---	---	30,000
<b>Total</b>	<b>\$30,000</b>	<b>\$---</b>	<b>\$---</b>	<b>\$---</b>	<b>\$30,000</b>
<b>I.S.D. # 831 - Forest Lake</b>					
Kalliope Communications	30,000	---	---	---	30,000
<b>Total</b>	<b>\$30,000</b>	<b>\$---</b>	<b>\$---</b>	<b>\$---</b>	<b>\$30,000</b>
<b>Intermediate School District - # 287</b>					
Ewald Consulting	45,743	---	---	---	45,743
<b>Total</b>	<b>\$45,743</b>	<b>\$---</b>	<b>\$---</b>	<b>\$---</b>	<b>\$45,743</b>
<b>Intermediate School District - # 917</b>					
Ewald Consulting	12,855	---	---	---	12,855
<b>Total</b>	<b>\$12,855</b>	<b>\$---</b>	<b>\$---</b>	<b>\$---</b>	<b>\$12,855</b>
<b>Itasca County</b>					
Loren Solberg Consulting, LLC	34,087	---	---	---	34,087
<b>Total</b>	<b>\$34,087</b>	<b>\$---</b>	<b>\$---</b>	<b>\$---</b>	<b>\$34,087</b>
<b>Koochiching County</b>					
Federal Advocates	3,000	---	---	---	3,000

\*Includes costs related to the furtherance of the lobbying effort such as overhead, administration, research, analysis, and communication.

\*\*Totals may not equal the summed individual entries due to rounding.

\*\*\*Formal name is "McGrann, Shea, Anderson, Carnival, Straughn, and Lamb, Chartered".

**Table 4**  
**2016 Local Government Lobbying Expenditures**  
**Employee and Contract Lobbyists**

Name of Entity Contract or Employee Lobbyists	Amount of Contract & Expenses	Salary & Benefits Related to Lobbying**	Employee Expenses Related to Lobbying	All Other Costs*	Total** Lobbying Expenditures
Key Advocates	9,000	---	---	---	9,000
<b>Total</b>	<b>\$12,000</b>	<b>\$---</b>	<b>\$---</b>	<b>\$---</b>	<b>\$12,000</b>
<b>Lake County</b>					
Lockridge, Grindal, and Nauen, PLLP	27,000	---	---	---	27,000
<b>Total</b>	<b>\$27,000</b>	<b>\$---</b>	<b>\$---</b>	<b>\$---</b>	<b>\$27,000</b>
<b>Lakes Country Service Cooperative</b>					
Capitol Hill Associates	7,115	---	---	---	7,115
Lindquist and Vennum	3,909	---	---	---	3,909
Roger Moe	6,415	---	---	---	6,415
<b>Total</b>	<b>\$17,439</b>	<b>\$---</b>	<b>\$---</b>	<b>\$---</b>	<b>\$17,439</b>
<b>Lower Minnesota River Watershed District</b>					
Ronald D. Harnack	11,688	---	---	---	11,688
<b>Total</b>	<b>\$11,688</b>	<b>\$---</b>	<b>\$---</b>	<b>\$---</b>	<b>\$11,688</b>
<b>Metropolitan Airports Commission</b>					
Mitchell Kilian	---	55,315	491	---	55,806
McGrann, Shea, Anderson, Carnival, Straughn, & Lamb***	48,000	---	---	---	48,000
Winthrop and Weinstine, P.A.	39,000	---	---	---	39,000
<b>Total</b>	<b>\$87,000</b>	<b>\$55,315</b>	<b>\$491</b>	<b>\$---</b>	<b>\$142,806</b>
<b>Metropolitan Council</b>					
Judd Schetnan	---	83,506	---	---	83,506
<b>Total</b>	<b>\$---</b>	<b>\$83,506</b>	<b>\$---</b>	<b>\$---</b>	<b>\$83,506</b>
<b>Metropolitan Educational Cooperative Service Unit</b>					
Capitol Hill Associates	4,000	---	---	---	4,000
<b>Total</b>	<b>\$4,000</b>	<b>\$---</b>	<b>\$---</b>	<b>\$---</b>	<b>\$4,000</b>
<b>Metropolitan Emergency Services Board</b>					
Larkin, Hoffman, Daly, and Lindgren, Ltd.	28,424	---	---	---	28,424
<b>Total</b>	<b>\$28,424</b>	<b>\$---</b>	<b>\$---</b>	<b>\$---</b>	<b>\$28,424</b>
<b>Metropolitan Mosquito Control District</b>					
Capitol Gains	18,333	---	---	---	18,333
<b>Total</b>	<b>\$18,333</b>	<b>\$---</b>	<b>\$---</b>	<b>\$---</b>	<b>\$18,333</b>
<b>Minneapolis Park and Recreation Board</b>					
Mary Ann Campo	45,500	---	---	---	45,500
Rice, Michels, and Walther, LLP	77,524	---	---	---	77,524
Tom Workman	22,917	---	---	---	22,917
<b>Total</b>	<b>\$145,941</b>	<b>\$---</b>	<b>\$---</b>	<b>\$---</b>	<b>\$145,941</b>

\*Includes costs related to the furtherance of the lobbying effort such as overhead, administration, research, analysis, and communication.

\*\*Totals may not equal the summed individual entries due to rounding.

\*\*\*Formal name is "McGrann, Shea, Anderson, Carnival, Straughn, and Lamb, Chartered".

**Table 4**  
**2016 Local Government Lobbying Expenditures**  
**Employee and Contract Lobbyists**

Name of Entity Contract or Employee Lobbyists	Amount of Contract & Expenses	Salary & Benefits Related to Lobbying**	Employee Expenses Related to Lobbying	All Other Costs*	Total** Lobbying Expenditures
<b>Minneapolis-Duluth/Superior Passenger Rail Alliance</b>					
Chris DeLaForest	5,000	---	---	---	5,000
<b>Total</b>	<b>\$5,000</b>	<b>\$---</b>	<b>\$---</b>	<b>\$---</b>	<b>\$5,000</b>
<b>Minnehaha Creek Watershed District</b>					
Joel Carlson	27,996	---	---	---	27,996
<b>Total</b>	<b>\$27,996</b>	<b>\$---</b>	<b>\$---</b>	<b>\$---</b>	<b>\$27,996</b>
<b>Minnesota Counties Intergovernmental Trust</b>					
Fredrikson and Byron, P.A.	8,640	---	---	---	8,640
<b>Total</b>	<b>\$8,640</b>	<b>\$---</b>	<b>\$---</b>	<b>\$---</b>	<b>\$8,640</b>
<b>Minnesota Municipal Power Agency</b>					
Lindquist and Vennum	5,390	---	---	---	5,390
<b>Total</b>	<b>\$5,390</b>	<b>\$---</b>	<b>\$---</b>	<b>\$---</b>	<b>\$5,390</b>
<b>Minnesota Sports Facilities Authority</b>					
Lockridge, Grindal, and Nauen, PLLP	108,005	---	---	---	108,005
<b>Total</b>	<b>\$108,005</b>	<b>\$---</b>	<b>\$---</b>	<b>\$---</b>	<b>\$108,005</b>
<b>National Joint Powers Alliance</b>					
Barnes and Associates	27,500	---	---	---	27,500
Capitol Hill Associates	9,000	---	---	---	9,000
Compass Consulting	35,000	---	---	---	35,000
Freeborn and Peters	54,307	---	---	---	54,307
Dan Listug	---	89,175	18,575	---	107,750
Bill Otto	---	94,290	20,551	---	114,841
Schwartz, Metz, and Wise	49,886	---	---	---	49,886
<b>Total</b>	<b>\$175,693</b>	<b>\$183,465</b>	<b>\$39,126</b>	<b>\$---</b>	<b>\$398,284</b>
<b>Northeast Service Cooperative</b>					
Capitol Hill Associates	7,686	---	---	---	7,686
Lindquist and Vennum	3,981	---	---	---	3,981
National Strategies	6,941	---	---	---	6,941
<b>Total</b>	<b>\$18,608</b>	<b>\$---</b>	<b>\$---</b>	<b>\$---</b>	<b>\$18,608</b>
<b>Northwest Service Cooperative</b>					
Capitol Hill Associates	8,400	---	---	---	8,400
Lindquist and Vennum	4,369	---	---	---	4,369
National Strategies	7,602	---	---	---	7,602
<b>Total</b>	<b>\$20,371</b>	<b>\$---</b>	<b>\$---</b>	<b>\$---</b>	<b>\$20,371</b>

\*Includes costs related to the furtherance of the lobbying effort such as overhead, administration, research, analysis, and communication.

\*\*Totals may not equal the summed individual entries due to rounding.

\*\*\*Formal name is "McGrann, Shea, Anderson, Carnival, Straughn, and Lamb, Chartered".

**Table 4**  
**2016 Local Government Lobbying Expenditures**  
**Employee and Contract Lobbyists**

Name of Entity Contract or Employee Lobbyists	Amount of Contract & Expenses	Salary & Benefits Related to Lobbying**	Employee Expenses Related to Lobbying	All Other Costs*	Total** Lobbying Expenditures
<b>Northwest Suburban Integration School District - # 6078</b>					
Amundson Strategies, LLC	14,400	---	---	---	14,400
<b>Total</b>	<b>\$14,400</b>	<b>\$---</b>	<b>\$---</b>	<b>\$---</b>	<b>\$14,400</b>
<b>Olmsted County</b>					
Amy Caucutt	---	62,266	4,012	---	66,278
<b>Total</b>	<b>\$---</b>	<b>\$62,266</b>	<b>\$4,012</b>	<b>\$---</b>	<b>\$66,278</b>
<b>Pennington County</b>					
McGrann, Shea, Anderson, Carnival, Straughn, & Lamb***	40,000	---	---	---	40,000
<b>Total</b>	<b>\$40,000</b>	<b>\$---</b>	<b>\$---</b>	<b>\$---</b>	<b>\$40,000</b>
<b>Ramsey County</b>					
Claudia Brewington	---	66,299	930	---	67,229
Nicholas Riley	---	77,706	911	---	78,617
<b>Total</b>	<b>\$---</b>	<b>\$144,005</b>	<b>\$1,841</b>	<b>\$---</b>	<b>\$145,846</b>
<b>Ramsey County Regional Railroad Authority</b>					
Larkin, Hoffman, Daly, and Lindgren, Ltd.	48,000	---	---	---	48,000
<b>Total</b>	<b>\$48,000</b>	<b>\$---</b>	<b>\$---</b>	<b>\$---</b>	<b>\$48,000</b>
<b>Resource Training and Solutions</b>					
Capitol Hill Associates	9,830	---	---	---	9,830
Lindquist and Venum	4,396	---	---	---	4,396
National Strategies	8,574	---	---	---	8,574
<b>Total</b>	<b>\$22,800</b>	<b>\$---</b>	<b>\$---</b>	<b>\$---</b>	<b>\$22,800</b>
<b>Saint Louis and Lake Counties Regional Railroad Authority</b>					
Costin Group	40,000	---	---	---	40,000
<b>Total</b>	<b>\$40,000</b>	<b>\$---</b>	<b>\$---</b>	<b>\$---</b>	<b>\$40,000</b>
<b>Saint Louis County</b>					
Chris DeLaForest	23,000	---	---	---	23,000
Henry Erdman	28,000	---	---	---	28,000
Key Advocates	4,000	---	---	---	4,000
Lockridge, Grindal, and Nauen, PLLP	62,930	---	---	---	62,930
John Ongaro	---	67,511	---	---	67,511
<b>Total</b>	<b>\$117,930</b>	<b>\$67,511</b>	<b>\$---</b>	<b>\$---</b>	<b>\$185,441</b>
<b>Saint Paul Port Authority</b>					
Fryberger, Buchanan, Smith, and Frederick	35,187	---	---	---	35,187
<b>Total</b>	<b>\$35,187</b>	<b>\$---</b>	<b>\$---</b>	<b>\$---</b>	<b>\$35,187</b>

\*Includes costs related to the furtherance of the lobbying effort such as overhead, administration, research, analysis, and communication.

\*\*Totals may not equal the summed individual entries due to rounding.

\*\*\*Formal name is "McGrann, Shea, Anderson, Carnival, Straughn, and Lamb, Chartered".

**Table 4**  
**2016 Local Government Lobbying Expenditures**  
**Employee and Contract Lobbyists**

Name of Entity Contract or Employee Lobbyists	Amount of Contract & Expenses	Salary & Benefits Related to Lobbying**	Employee Expenses Related to Lobbying	All Other Costs*	Total** Lobbying Expenditures
<b>Scott County</b>					
Claire Robling	---	32,446	---	---	32,446
<b>Total</b>	<b>\$---</b>	<b>\$32,446</b>	<b>\$---</b>	<b>\$---</b>	<b>\$32,446</b>
<b>Shell Rock River Watershed District</b>					
Administrative/Overhead Costs	---	---	---	500	500
Brett Behnke	---	11,933	1,500	---	13,433
Judy Erickson	30,204	---	---	---	30,204
Andy Henschel	---	10,140	1,500	---	11,640
Peterson, Savelkoul, Kolker, Haedt, and Benda, Ltd.	2,223	---	---	---	2,223
<b>Total</b>	<b>\$32,427</b>	<b>\$22,074</b>	<b>\$3,000</b>	<b>\$500</b>	<b>\$58,001</b>
<b>Sherburne County</b>					
David Turch and Associates	48,000	---	---	---	48,000
<b>Total</b>	<b>\$48,000</b>	<b>\$---</b>	<b>\$---</b>	<b>\$---</b>	<b>\$48,000</b>
<b>Silver Creek Township</b>					
Capitol Hill Solutions, LLC	5,000	---	---	---	5,000
<b>Total</b>	<b>\$5,000</b>	<b>\$---</b>	<b>\$---</b>	<b>\$---</b>	<b>\$5,000</b>
<b>South Central Service Cooperative</b>					
Capitol Hill Associates	8,989	---	---	---	8,989
Lindquist and Vennum	4,638	---	---	---	4,638
National Strategies	8,105	---	---	---	8,105
<b>Total</b>	<b>\$21,732</b>	<b>\$---</b>	<b>\$---</b>	<b>\$---</b>	<b>\$21,732</b>
<b>Southeast Service Cooperative</b>					
Capitol Hill Associates	8,080	---	---	---	8,080
Lindquist and Vennum	4,074	---	---	---	4,074
National Strategies	7,285	---	---	---	7,285
<b>Total</b>	<b>\$19,439</b>	<b>\$---</b>	<b>\$---</b>	<b>\$---</b>	<b>\$19,439</b>
<b>Southeastern Minnesota Emergency Medical Services Joint Powers Board</b>					
Larkin, Hoffman, Daly, and Lindgren, Ltd.	3,500	---	---	---	3,500
<b>Total</b>	<b>\$3,500</b>	<b>\$---</b>	<b>\$---</b>	<b>\$---</b>	<b>\$3,500</b>
<b>Southern Minnesota Municipal Power Agency</b>					
McGrann, Shea, Anderson, Carnival, Straughn, & Lamb***	48,435	---	---	---	48,435
Christopher Schoenherr	---	57,046	4,145	---	61,191
<b>Total</b>	<b>\$48,435</b>	<b>\$57,046</b>	<b>\$4,145</b>	<b>\$---</b>	<b>\$109,626</b>
<b>Southwest - West Central Service Cooperative</b>					
Capitol Hill Associates	9,826	---	---	---	9,826
Lindquist and Vennum	5,782	---	---	---	5,782

\*Includes costs related to the furtherance of the lobbying effort such as overhead, administration, research, analysis, and communication.

\*\*Totals may not equal the summed individual entries due to rounding.

\*\*\*Formal name is "McGrann, Shea, Anderson, Carnival, Straughn, and Lamb, Chartered".

**Table 4**  
**2016 Local Government Lobbying Expenditures**  
**Employee and Contract Lobbyists**

Name of Entity Contract or Employee Lobbyists	Amount of Contract & Expenses	Salary & Benefits Related to Lobbying**	Employee Expenses Related to Lobbying	All Other Costs*	Total** Lobbying Expenditures
National Strategies	9,859	---	---	---	9,859
<b>Total</b>	<b>\$25,467</b>	<b>\$---</b>	<b>\$---</b>	<b>\$---</b>	<b>\$25,467</b>
<b>Swift County</b>					
Goff Public	10,083	---	---	---	10,083
<b>Total</b>	<b>\$10,083</b>	<b>\$---</b>	<b>\$---</b>	<b>\$---</b>	<b>\$10,083</b>
<b>Three Rivers Park District</b>					
Larkin, Hoffman, Daly, and Lindgren, Ltd.	40,000	---	---	---	40,000
<b>Total</b>	<b>\$40,000</b>	<b>\$---</b>	<b>\$---</b>	<b>\$---</b>	<b>\$40,000</b>
<b>Tofte Township</b>					
Fryberger, Buchanan, Smith, and Frederick	7,507	---	---	---	7,507
<b>Total</b>	<b>\$7,507</b>	<b>\$---</b>	<b>\$---</b>	<b>\$---</b>	<b>\$7,507</b>
<b>Virginia Housing and Redevelopment Authority</b>					
Fryberger, Buchanan, Smith, and Frederick	26,141	---	---	---	26,141
<b>Total</b>	<b>\$26,141</b>	<b>\$---</b>	<b>\$---</b>	<b>\$---</b>	<b>\$26,141</b>
<b>Voyageurs National Park Clean Water Conservation Board</b>					
Costin Group	30,459	---	---	---	30,459
<b>Total</b>	<b>\$30,459</b>	<b>\$---</b>	<b>\$---</b>	<b>\$---</b>	<b>\$30,459</b>
<b>Washington County</b>					
Administrative/Overhead Costs	---	---	---	1,200	1,200
John Kaul	51,500	---	---	---	51,500
<b>Total</b>	<b>\$51,500</b>	<b>\$---</b>	<b>\$---</b>	<b>\$1,200</b>	<b>\$52,700</b>
<b>West Central Minnesota Emergency Medical Services Corporation</b>					
Larkin, Hoffman, Daly, and Lindgren, Ltd.	3,000	---	---	---	3,000
<b>Total</b>	<b>\$3,000</b>	<b>\$---</b>	<b>\$---</b>	<b>\$---</b>	<b>\$3,000</b>
<b>West Metro Education Program - # 6069</b>					
Amundson Strategies, LLC	21,467	---	---	---	21,467
<b>Total</b>	<b>\$21,467</b>	<b>\$---</b>	<b>\$---</b>	<b>\$---</b>	<b>\$21,467</b>
<b>Western Lake Superior Sanitary District</b>					
Faegre Baker Daniels, LLP	33,723	---	---	---	33,723
Fryberger, Buchanan, Smith, and Frederick	22,672	---	---	---	22,672
<b>Total</b>	<b>\$56,395</b>	<b>\$---</b>	<b>\$---</b>	<b>\$---</b>	<b>\$56,395</b>
<b>Total for All Entities</b>	<b>\$3,476,654</b>	<b>\$1,341,616</b>	<b>\$60,648</b>	<b>\$69,659</b>	<b>\$4,948,577</b>

\*Includes costs related to the furtherance of the lobbying effort such as overhead, administration, research, analysis, and communication.

\*\*Totals may not equal the summed individual entries due to rounding.

\*\*\*Formal name is "McGrann, Shea, Anderson, Carnival, Straughn, and Lamb, Chartered".

**Table 5**  
**2016 Lobbying Expenditures Paid With Association Dues**  
**Listed by Entity**

<b>Name of Entity (County)</b> <b>Association Name</b>	<b>Total Local Government Dues</b>	<b>Proportion of Dues Used for Lobbying</b>	<b>Total Dues Used for Lobbying</b>
<b>Aastad Township (Otter Tail)</b>			
Minnesota Association of Townships	337	9.6%	32
<b>Total for Entity</b>	<b>\$337</b>		<b>\$32</b>
<b>Acoma Township (McLeod)</b>			
Minnesota Association of Townships	768	9.6%	74
<b>Total for Entity</b>	<b>\$768</b>		<b>\$74</b>
<b>Acton Township (Meeker)</b>			
Minnesota Association of Townships	457	9.6%	44
<b>Total for Entity</b>	<b>\$457</b>		<b>\$44</b>
<b>Adams Township (Mower)</b>			
Minnesota Association of Townships	482	9.6%	46
<b>Total for Entity</b>	<b>\$482</b>		<b>\$46</b>
<b>Adrian Township (Watonwan)</b>			
Minnesota Association of Townships	314	9.6%	30
<b>Total for Entity</b>	<b>\$314</b>		<b>\$30</b>
<b>Aetna Township (Pipestone)</b>			
Minnesota Association of Townships	332	9.6%	32
<b>Total for Entity</b>	<b>\$332</b>		<b>\$32</b>
<b>Agassiz Township (Lac qui Parle)</b>			
Minnesota Association of Townships	300	9.6%	29
<b>Total for Entity</b>	<b>\$300</b>		<b>\$29</b>
<b>Agder Township (Marshall)</b>			
Minnesota Association of Townships	308	9.6%	30
<b>Total for Entity</b>	<b>\$308</b>		<b>\$30</b>
<b>Agram Township (Morrison)</b>			
Minnesota Association of Townships	524	9.6%	50
<b>Total for Entity</b>	<b>\$524</b>		<b>\$50</b>



**Table 5**  
**2016 Lobbying Expenditures Paid With Association Dues**  
**Listed by Entity**

<b>Name of Entity (County)</b> <b>Association Name</b>	<b>Total Local Government Dues</b>	<b>Proportion of Dues Used for Lobbying</b>	<b>Total Dues Used for Lobbying</b>
<b>Aitkin County</b>			
Arrowhead Counties Association	2,750	60.0%	1,650
Association of Minnesota Counties	9,574	15.2%	1,455
Greater Minnesota Parks and Trails	225	50.6%	114
Minnesota Rural Counties Caucus	2,100	50.0%	1,050
<b>Total for Entity</b>	<b>\$14,649</b>		<b>\$4,269</b>
<b>Aitkin Township (Aitkin)</b>			
Minnesota Association of Townships	609	9.6%	58
<b>Total for Entity</b>	<b>\$609</b>		<b>\$58</b>
<b>Akeley Township (Hubbard)</b>			
Minnesota Association of Townships	519	9.6%	50
<b>Total for Entity</b>	<b>\$519</b>		<b>\$50</b>
<b>Akron Township (Big Stone)</b>			
Minnesota Association of Townships	321	9.6%	31
<b>Total for Entity</b>	<b>\$321</b>		<b>\$31</b>
<b>Akron Township (Wilkin)</b>			
Minnesota Association of Townships	310	9.6%	30
<b>Total for Entity</b>	<b>\$310</b>		<b>\$30</b>
<b>Alango Township (Saint Louis)</b>			
Minnesota Association of Townships	422	9.6%	41
<b>Total for Entity</b>	<b>\$422</b>		<b>\$41</b>
<b>Alaska Township (Beltrami)</b>			
Minnesota Association of Townships	342	9.6%	33
<b>Total for Entity</b>	<b>\$342</b>		<b>\$33</b>
<b>Alba Township (Jackson)</b>			
Minnesota Association of Townships	322	9.6%	31
<b>Total for Entity</b>	<b>\$322</b>		<b>\$31</b>
<b>Albany Township (Stearns)</b>			
Minnesota Association of Townships	731	9.6%	70
<b>Total for Entity</b>	<b>\$731</b>		<b>\$70</b>

**Table 5**  
**2016 Lobbying Expenditures Paid With Association Dues**  
**Listed by Entity**

<b>Name of Entity (County)</b> <b>Association Name</b>	<b>Total Local Government Dues</b>	<b>Proportion of Dues Used for Lobbying</b>	<b>Total Dues Used for Lobbying</b>
<b>Albert Lea Township (Freeborn)</b>			
League of Minnesota Cities	1,544	9.8%	151
Minnesota Association of Townships	539	9.6%	52
<b>Total for Entity</b>	<b>\$2,083</b>		<b>\$203</b>
<b>Alberta Township (Benton)</b>			
Minnesota Association of Townships	609	9.6%	58
<b>Total for Entity</b>	<b>\$609</b>		<b>\$58</b>
<b>Albin Township (Brown)</b>			
Minnesota Association of Townships	447	9.6%	43
<b>Total for Entity</b>	<b>\$447</b>		<b>\$43</b>
<b>Albion Township (Wright)</b>			
Minnesota Association of Townships	830	9.6%	80
<b>Total for Entity</b>	<b>\$830</b>		<b>\$80</b>
<b>Alborn Township (Saint Louis)</b>			
Minnesota Association of Townships	489	9.6%	47
<b>Total for Entity</b>	<b>\$489</b>		<b>\$47</b>
<b>Alden Township (Freeborn)</b>			
Minnesota Association of Townships	435	9.6%	42
<b>Total for Entity</b>	<b>\$435</b>		<b>\$42</b>
<b>Alden Township (Saint Louis)</b>			
Minnesota Association of Townships	339	9.6%	33
<b>Total for Entity</b>	<b>\$339</b>		<b>\$33</b>
<b>Aldrich Township (Wadena)</b>			
Minnesota Association of Townships	475	9.6%	46
<b>Total for Entity</b>	<b>\$475</b>		<b>\$46</b>
<b>Alexandria Lake Area Sanitary District</b>			
League of Minnesota Cities	1,842	9.8%	181
Minnesota Environmental Science and Economic Review Board	8,419	13.1%	1,103
<b>Total for Entity</b>	<b>\$10,261</b>		<b>\$1,284</b>

**Table 5**  
**2016 Lobbying Expenditures Paid With Association Dues**  
**Listed by Entity**

<b>Name of Entity (County)</b> <b>Association Name</b>	<b>Total Local Government Dues</b>	<b>Proportion of Dues Used for Lobbying</b>	<b>Total Dues Used for Lobbying</b>
<b>Alexandria Township (Douglas)</b>			
Minnesota Association of Townships	1,296	9.6%	124
<b>Total for Entity</b>	<b>\$1,296</b>		<b>\$124</b>
<b>Alfsborg Township (Sibley)</b>			
Minnesota Association of Townships	440	9.6%	42
<b>Total for Entity</b>	<b>\$440</b>		<b>\$42</b>
<b>Alliance Township (Clay)</b>			
Minnesota Association of Townships	345	9.6%	33
<b>Total for Entity</b>	<b>\$345</b>		<b>\$33</b>
<b>Alma Township (Marshall)</b>			
Minnesota Association of Townships	297	9.6%	29
<b>Total for Entity</b>	<b>\$297</b>		<b>\$29</b>
<b>Almond Township (Big Stone)</b>			
Minnesota Association of Townships	302	9.6%	29
<b>Total for Entity</b>	<b>\$302</b>		<b>\$29</b>
<b>Alta Vista Township (Lincoln)</b>			
Minnesota Association of Townships	325	9.6%	31
<b>Total for Entity</b>	<b>\$325</b>		<b>\$31</b>
<b>Alton Township (Waseca)</b>			
Minnesota Association of Townships	477	9.6%	46
<b>Total for Entity</b>	<b>\$477</b>		<b>\$46</b>
<b>Altona Township (Pipestone)</b>			
Minnesota Association of Townships	317	9.6%	30
<b>Total for Entity</b>	<b>\$317</b>		<b>\$30</b>
<b>Alvwood Township (Itasca)</b>			
Minnesota Association of Townships	282	9.6%	27
<b>Total for Entity</b>	<b>\$282</b>		<b>\$27</b>
<b>Amador Township (Chisago)</b>			
Minnesota Association of Townships	624	9.6%	60
<b>Total for Entity</b>	<b>\$624</b>		<b>\$60</b>

**Table 5**  
**2016 Lobbying Expenditures Paid With Association Dues**  
**Listed by Entity**

<b>Name of Entity (County)</b> <b>Association Name</b>	<b>Total Local Government Dues</b>	<b>Proportion of Dues Used for Lobbying</b>	<b>Total Dues Used for Lobbying</b>
<b>Amboy Township (Cottonwood)</b>			
Minnesota Association of Townships	321	9.6%	31
<b>Total for Entity</b>	<b>\$321</b>		<b>\$31</b>
<b>Amherst Township (Fillmore)</b>			
Minnesota Association of Townships	464	9.6%	45
<b>Total for Entity</b>	<b>\$464</b>		<b>\$45</b>
<b>Amiret Township (Lyon)</b>			
Minnesota Association of Townships	346	9.6%	33
<b>Total for Entity</b>	<b>\$346</b>		<b>\$33</b>
<b>Amo Township (Cottonwood)</b>			
Minnesota Association of Townships	310	9.6%	30
<b>Total for Entity</b>	<b>\$310</b>		<b>\$30</b>
<b>Amor Township (Otter Tail)</b>			
Minnesota Association of Townships	490	9.6%	47
<b>Total for Entity</b>	<b>\$490</b>		<b>\$47</b>
<b>Andover Township (Polk)</b>			
Minnesota Association of Townships	306	9.6%	29
<b>Total for Entity</b>	<b>\$306</b>		<b>\$29</b>
<b>Andrea Township (Wilkin)</b>			
Minnesota Association of Townships	293	9.6%	28
<b>Total for Entity</b>	<b>\$293</b>		<b>\$28</b>
<b>Angora Township (Saint Louis)</b>			
Minnesota Association of Townships	348	9.6%	33
<b>Total for Entity</b>	<b>\$348</b>		<b>\$33</b>
<b>Angus Township (Polk)</b>			
Minnesota Association of Townships	292	9.6%	28
<b>Total for Entity</b>	<b>\$292</b>		<b>\$28</b>
<b>Ann Lake Township (Kanabec)</b>			
Minnesota Association of Townships	480	9.6%	46
<b>Total for Entity</b>	<b>\$480</b>		<b>\$46</b>

**Table 5**  
**2016 Lobbying Expenditures Paid With Association Dues**  
**Listed by Entity**

<b>Name of Entity (County)</b> <b>Association Name</b>	<b>Total Local Government Dues</b>	<b>Proportion of Dues Used for Lobbying</b>	<b>Total Dues Used for Lobbying</b>
<b>Ann Township (Cottonwood)</b>			
Minnesota Association of Townships	323	9.6%	31
<b>Total for Entity</b>	<b>\$323</b>		<b>\$31</b>
<b>Anoka County</b>			
Association of Minnesota Counties	46,684	15.2%	7,096
<b>Total for Entity</b>	<b>\$46,684</b>		<b>\$7,096</b>
<b>Anoka Housing and Redevelopment Authority</b>			
League of Minnesota Cities	1,842	9.8%	181
<b>Total for Entity</b>	<b>\$1,842</b>		<b>\$181</b>
<b>Anoka Soil and Water Conservation District</b>			
League of Minnesota Cities	1,842	9.8%	181
Minnesota Association of Soil and Water Conservation Districts	4,678	2.6%	122
<b>Total for Entity</b>	<b>\$6,520</b>		<b>\$303</b>
<b>Ansel Township (Cass)</b>			
Minnesota Association of Townships	300	9.6%	29
<b>Total for Entity</b>	<b>\$300</b>		<b>\$29</b>
<b>Anthony Township (Norman)</b>			
Minnesota Association of Townships	289	9.6%	28
<b>Total for Entity</b>	<b>\$289</b>		<b>\$28</b>
<b>Antrim Township (Watonwan)</b>			
Minnesota Association of Townships	345	9.6%	33
<b>Total for Entity</b>	<b>\$345</b>		<b>\$33</b>
<b>Appleton Township (Swift)</b>			
Minnesota Association of Townships	332	9.6%	32
<b>Total for Entity</b>	<b>\$332</b>		<b>\$32</b>
<b>Arago Township (Hubbard)</b>			
Minnesota Association of Townships	537	9.6%	52
<b>Total for Entity</b>	<b>\$537</b>		<b>\$52</b>
<b>Arbo Township (Itasca)</b>			
Minnesota Association of Townships	618	9.6%	59
<b>Total for Entity</b>	<b>\$618</b>		<b>\$59</b>

**Table 5**  
**2016 Lobbying Expenditures Paid With Association Dues**  
**Listed by Entity**

<b>Name of Entity (County)</b> <b>Association Name</b>	<b>Total Local Government Dues</b>	<b>Proportion of Dues Used for Lobbying</b>	<b>Total Dues Used for Lobbying</b>
<b>Arctander Township (Kandiyohi)</b>			
Minnesota Association of Townships	456	9.6%	44
<b>Total for Entity</b>	<b>\$456</b>		<b>\$44</b>
<b>Ardenhurst Township (Itasca)</b>			
Minnesota Association of Townships	323	9.6%	31
<b>Total for Entity</b>	<b>\$323</b>		<b>\$31</b>
<b>Area Special Education Cooperative - #997</b>			
Minnesota Rural Education Association	600	42.7%	256
<b>Total for Entity</b>	<b>\$600</b>		<b>\$256</b>
<b>Arena Township (Lac qui Parle)</b>			
Minnesota Association of Townships	307	9.6%	29
<b>Total for Entity</b>	<b>\$307</b>		<b>\$29</b>
<b>Arendahl Township (Fillmore)</b>			
Minnesota Association of Townships	447	9.6%	43
<b>Total for Entity</b>	<b>\$447</b>		<b>\$43</b>
<b>Arlington Township (Sibley)</b>			
Minnesota Association of Townships	510	9.6%	49
<b>Total for Entity</b>	<b>\$510</b>		<b>\$49</b>
<b>Arlone Township (Pine)</b>			
Minnesota Association of Townships	447	9.6%	43
<b>Total for Entity</b>	<b>\$447</b>		<b>\$43</b>
<b>Arna Township (Pine)</b>			
Minnesota Association of Townships	306	9.6%	29
<b>Total for Entity</b>	<b>\$306</b>		<b>\$29</b>
<b>Arrowhead Township (Saint Louis)</b>			
Minnesota Association of Townships	338	9.6%	32
<b>Total for Entity</b>	<b>\$338</b>		<b>\$32</b>
<b>Arthur Township (Kanabec)</b>			
Minnesota Association of Townships	991	9.6%	95
<b>Total for Entity</b>	<b>\$991</b>		<b>\$95</b>

**Table 5**  
**2016 Lobbying Expenditures Paid With Association Dues**  
**Listed by Entity**

<b>Name of Entity (County)</b> <b>Association Name</b>	<b>Total Local Government Dues</b>	<b>Proportion of Dues Used for Lobbying</b>	<b>Total Dues Used for Lobbying</b>
<b>Arthur Township (Traverse)</b>			
Minnesota Association of Townships	292	9.6%	28
<b>Total for Entity</b>	<b>\$292</b>		<b>\$28</b>
<b>Artichoke Township (Big Stone)</b>			
Minnesota Association of Townships	295	9.6%	28
<b>Total for Entity</b>	<b>\$295</b>		<b>\$28</b>
<b>Arveson Township (Kittson)</b>			
Minnesota Association of Townships	303	9.6%	29
<b>Total for Entity</b>	<b>\$303</b>		<b>\$29</b>
<b>Ash Lake Township (Lincoln)</b>			
Minnesota Association of Townships	317	9.6%	30
<b>Total for Entity</b>	<b>\$317</b>		<b>\$30</b>
<b>Ashland Township (Dodge)</b>			
Minnesota Association of Townships	437	9.6%	42
<b>Total for Entity</b>	<b>\$437</b>		<b>\$42</b>
<b>Ashley Township (Stearns)</b>			
Minnesota Association of Townships	427	9.6%	41
<b>Total for Entity</b>	<b>\$427</b>		<b>\$41</b>
<b>Athens Township (Isanti)</b>			
Minnesota Association of Townships	1,104	9.6%	106
<b>Total for Entity</b>	<b>\$1,104</b>		<b>\$106</b>
<b>Atherton Township (Wilkin)</b>			
Minnesota Association of Townships	320	9.6%	31
<b>Total for Entity</b>	<b>\$320</b>		<b>\$31</b>
<b>Atkinson Township (Carlton)</b>			
Minnesota Association of Townships	476	9.6%	46
<b>Total for Entity</b>	<b>\$476</b>		<b>\$46</b>
<b>Atlanta Township (Becker)</b>			
Minnesota Association of Townships	308	9.6%	30
<b>Total for Entity</b>	<b>\$308</b>		<b>\$30</b>

**Table 5**  
**2016 Lobbying Expenditures Paid With Association Dues**  
**Listed by Entity**

<b>Name of Entity (County)</b> <b>Association Name</b>	<b>Total Local Government Dues</b>	<b>Proportion of Dues Used for Lobbying</b>	<b>Total Dues Used for Lobbying</b>
<b>Audubon Township (Becker)</b>			
Minnesota Association of Townships	523	9.6%	50
<b>Total for Entity</b>	<b>\$523</b>		<b>\$50</b>
<b>Augsburg Township (Marshall)</b>			
Minnesota Association of Townships	292	9.6%	28
<b>Total for Entity</b>	<b>\$292</b>		<b>\$28</b>
<b>Augusta Township (Lac qui Parle)</b>			
Minnesota Association of Townships	302	9.6%	29
<b>Total for Entity</b>	<b>\$302</b>		<b>\$29</b>
<b>Ault Township (Saint Louis)</b>			
Minnesota Association of Townships	307	9.6%	29
<b>Total for Entity</b>	<b>\$307</b>		<b>\$29</b>
<b>Aurdal Township (Otter Tail)</b>			
Minnesota Association of Townships	880	9.6%	84
<b>Total for Entity</b>	<b>\$880</b>		<b>\$84</b>
<b>Aurora Township (Steele)</b>			
Minnesota Association of Townships	521	9.6%	50
<b>Total for Entity</b>	<b>\$521</b>		<b>\$50</b>
<b>Austin Township (Mower)</b>			
Minnesota Association of Townships	645	9.6%	62
<b>Total for Entity</b>	<b>\$645</b>		<b>\$62</b>
<b>Automba Township (Carlton)</b>			
Minnesota Association of Townships	314	9.6%	30
<b>Total for Entity</b>	<b>\$314</b>		<b>\$30</b>
<b>Avon Township (Stearns)</b>			
Minnesota Association of Townships	1,139	9.6%	109
<b>Total for Entity</b>	<b>\$1,139</b>		<b>\$109</b>
<b>Badger Township (Polk)</b>			
Minnesota Association of Townships	307	9.6%	29
<b>Total for Entity</b>	<b>\$307</b>		<b>\$29</b>



**Table 5**  
**2016 Lobbying Expenditures Paid With Association Dues**  
**Listed by Entity**

Name of Entity (County) Association Name	Total Local Government Dues	Proportion of Dues Used for Lobbying	Total Dues Used for Lobbying
<b>Badoura Township (Hubbard)</b>			
Minnesota Association of Townships	311	9.6%	30
<b>Total for Entity</b>	<b>\$311</b>		<b>\$30</b>
<b>Baker Township (Stevens)</b>			
Minnesota Association of Townships	307	9.6%	29
<b>Total for Entity</b>	<b>\$307</b>		<b>\$29</b>
<b>Baldwin Township (Sherburne)</b>			
Minnesota Association of Townships	2,596	9.6%	249
<b>Total for Entity</b>	<b>\$2,596</b>		<b>\$249</b>
<b>Balkan Township (Saint Louis)</b>			
Minnesota Association of Townships	608	9.6%	58
<b>Total for Entity</b>	<b>\$608</b>		<b>\$58</b>
<b>Ball Bluff Township (Aitkin)</b>			
Minnesota Association of Townships	422	9.6%	41
<b>Total for Entity</b>	<b>\$422</b>		<b>\$41</b>
<b>Balsam Township (Aitkin)</b>			
Minnesota Association of Townships	283	9.6%	27
<b>Total for Entity</b>	<b>\$283</b>		<b>\$27</b>
<b>Balsam Township (Itasca)</b>			
Minnesota Association of Townships	518	9.6%	50
<b>Total for Entity</b>	<b>\$518</b>		<b>\$50</b>
<b>Bancroft Township (Freeborn)</b>			
Minnesota Association of Townships	644	9.6%	62
<b>Total for Entity</b>	<b>\$644</b>		<b>\$62</b>
<b>Bandon Township (Renville)</b>			
Minnesota Association of Townships	321	9.6%	31
<b>Total for Entity</b>	<b>\$321</b>		<b>\$31</b>
<b>Bangor Township (Pope)</b>			
Minnesota Association of Townships	329	9.6%	32
<b>Total for Entity</b>	<b>\$329</b>		<b>\$32</b>

**Table 5**  
**2016 Lobbying Expenditures Paid With Association Dues**  
**Listed by Entity**

Name of Entity (County) Association Name	Total Local Government Dues	Proportion of Dues Used for Lobbying	Total Dues Used for Lobbying
<b>Banning Junction Area Water and Sanitary Sewer District</b>			
League of Minnesota Cities	1,842	9.8%	181
<b>Total for Entity</b>	<b>\$1,842</b>		<b>\$181</b>
<b>Barber Township (Faribault)</b>			
Minnesota Association of Townships	348	9.6%	33
<b>Total for Entity</b>	<b>\$348</b>		<b>\$33</b>
<b>Barclay Township (Cass)</b>			
Minnesota Association of Townships	517	9.6%	50
<b>Total for Entity</b>	<b>\$517</b>		<b>\$50</b>
<b>Barnesville Township (Clay)</b>			
Minnesota Association of Townships	318	9.6%	31
<b>Total for Entity</b>	<b>\$318</b>		<b>\$31</b>
<b>Barnett Township (Roseau)</b>			
Minnesota Association of Townships	311	9.6%	30
<b>Total for Entity</b>	<b>\$311</b>		<b>\$30</b>
<b>Barnum Township (Carlton)</b>			
Minnesota Association of Townships	748	9.6%	72
<b>Total for Entity</b>	<b>\$748</b>		<b>\$72</b>
<b>Barry Township (Pine)</b>			
Minnesota Association of Townships	519	9.6%	50
<b>Total for Entity</b>	<b>\$519</b>		<b>\$50</b>
<b>Barsness Township (Pope)</b>			
Minnesota Association of Townships	316	9.6%	30
<b>Total for Entity</b>	<b>\$316</b>		<b>\$30</b>
<b>Bartlett Township (Todd)</b>			
Minnesota Association of Townships	480	9.6%	46
<b>Total for Entity</b>	<b>\$480</b>		<b>\$46</b>
<b>Barto Township (Roseau)</b>			
Minnesota Association of Townships	314	9.6%	30
<b>Total for Entity</b>	<b>\$314</b>		<b>\$30</b>

**Table 5**  
**2016 Lobbying Expenditures Paid With Association Dues**  
**Listed by Entity**

Name of Entity (County) Association Name	Total Local Government Dues	Proportion of Dues Used for Lobbying	Total Dues Used for Lobbying
<b>Bashaw Township (Brown)</b>			
Minnesota Association of Townships	343	9.6%	33
<b>Total for Entity</b>	<b>\$343</b>		<b>\$33</b>
<b>Bassett Township (Saint Louis)</b>			
Minnesota Association of Townships	283	9.6%	27
<b>Total for Entity</b>	<b>\$283</b>		<b>\$27</b>
<b>Bath Township (Freeborn)</b>			
Minnesota Association of Townships	474	9.6%	46
<b>Total for Entity</b>	<b>\$474</b>		<b>\$46</b>
<b>Battle Plain Township (Rock)</b>			
Minnesota Association of Townships	330	9.6%	32
<b>Total for Entity</b>	<b>\$330</b>		<b>\$32</b>
<b>Baxter Township (Lac qui Parle)</b>			
Minnesota Association of Townships	333	9.6%	32
<b>Total for Entity</b>	<b>\$333</b>		<b>\$32</b>
<b>Bay Lake Township (Crow Wing)</b>			
Minnesota Association of Townships	637	9.6%	61
<b>Total for Entity</b>	<b>\$637</b>		<b>\$61</b>
<b>Baytown Township (Washington)</b>			
Minnesota Association of Townships	964	9.6%	93
<b>Total for Entity</b>	<b>\$964</b>		<b>\$93</b>
<b>Bear Creek Township (Clearwater)</b>			
Minnesota Association of Townships	306	9.6%	29
<b>Total for Entity</b>	<b>\$306</b>		<b>\$29</b>
<b>Bear Park Township (Norman)</b>			
Minnesota Association of Townships	331	9.6%	32
<b>Total for Entity</b>	<b>\$331</b>		<b>\$32</b>
<b>Bearville Township (Itasca)</b>			
Minnesota Association of Townships	338	9.6%	32
<b>Total for Entity</b>	<b>\$338</b>		<b>\$32</b>

**Table 5**  
**2016 Lobbying Expenditures Paid With Association Dues**  
**Listed by Entity**

<b>Name of Entity (County)</b> <b>Association Name</b>	<b>Total Local Government Dues</b>	<b>Proportion of Dues Used for Lobbying</b>	<b>Total Dues Used for Lobbying</b>
<b>Beatty Township (Saint Louis)</b>			
Minnesota Association of Townships	455	9.6%	44
<b>Total for Entity</b>	<b>\$455</b>		<b>\$44</b>
<b>Beauford Township (Blue Earth)</b>			
Minnesota Association of Townships	466	9.6%	45
<b>Total for Entity</b>	<b>\$466</b>		<b>\$45</b>
<b>Beaulieu Township (Mahnomon)</b>			
Minnesota Association of Townships	305	9.6%	29
<b>Total for Entity</b>	<b>\$305</b>		<b>\$29</b>
<b>Beaver Bay Township (Lake)</b>			
Minnesota Association of Townships	493	9.6%	47
<b>Total for Entity</b>	<b>\$493</b>		<b>\$47</b>
<b>Beaver Creek Township (Rock)</b>			
Minnesota Association of Townships	464	9.6%	45
<b>Total for Entity</b>	<b>\$464</b>		<b>\$45</b>
<b>Beaver Falls Township (Renville)</b>			
Minnesota Association of Townships	331	9.6%	32
<b>Total for Entity</b>	<b>\$331</b>		<b>\$32</b>
<b>Beaver Township (Aitkin)</b>			
Minnesota Association of Townships	285	9.6%	27
<b>Total for Entity</b>	<b>\$285</b>		<b>\$27</b>
<b>Beaver Township (Fillmore)</b>			
Minnesota Association of Townships	346	9.6%	33
<b>Total for Entity</b>	<b>\$346</b>		<b>\$33</b>
<b>Beaver Township (Roseau)</b>			
Minnesota Association of Townships	304	9.6%	29
<b>Total for Entity</b>	<b>\$304</b>		<b>\$29</b>

**Table 5**  
**2016 Lobbying Expenditures Paid With Association Dues**  
**Listed by Entity**

Name of Entity (County) Association Name	Total Local Government Dues	Proportion of Dues Used for Lobbying	Total Dues Used for Lobbying
<b>Becker County</b>			
Association of Minnesota Counties	13,959	15.2%	2,122
Greater Minnesota Parks and Trails	300	50.6%	152
Minnesota Rural Counties Caucus	2,100	50.0%	1,050
<b>Total for Entity</b>	<b>\$16,359</b>		<b>\$3,324</b>
<b>Becker Soil and Water Conservation District</b>			
Minnesota Association of Soil and Water Conservation Districts	3,695	2.6%	96
<b>Total for Entity</b>	<b>\$3,695</b>		<b>\$96</b>
<b>Becker Township (Cass)</b>			
Minnesota Association of Townships	500	9.6%	48
<b>Total for Entity</b>	<b>\$500</b>		<b>\$48</b>
<b>Becker Township (Sherburne)</b>			
Minnesota Association of Townships	2,064	9.6%	198
<b>Total for Entity</b>	<b>\$2,064</b>		<b>\$198</b>
<b>Bejou Township (Mahnomen)</b>			
Minnesota Association of Townships	297	9.6%	29
<b>Total for Entity</b>	<b>\$297</b>		<b>\$29</b>
<b>Belfast Township (Murray)</b>			
Minnesota Association of Townships	327	9.6%	31
<b>Total for Entity</b>	<b>\$327</b>		<b>\$31</b>
<b>Belgium Township (Polk)</b>			
Minnesota Association of Townships	295	9.6%	28
<b>Total for Entity</b>	<b>\$295</b>		<b>\$28</b>
<b>Belgrade Township (Nicollet)</b>			
Highway 14 Partnership	200	82.7%	165
Minnesota Association of Townships	741	9.6%	71
<b>Total for Entity</b>	<b>\$941</b>		<b>\$236</b>
<b>Belle Creek Township (Goodhue)</b>			
Minnesota Association of Townships	503	9.6%	48
<b>Total for Entity</b>	<b>\$503</b>		<b>\$48</b>

**Table 5**  
**2016 Lobbying Expenditures Paid With Association Dues**  
**Listed by Entity**

<b>Name of Entity (County)</b> <b>Association Name</b>	<b>Total Local Government Dues</b>	<b>Proportion of Dues Used for Lobbying</b>	<b>Total Dues Used for Lobbying</b>
<b>Belle Plaine Township (Scott)</b>			
Minnesota Association of Townships	630	9.6%	60
<b>Total for Entity</b>	<b>\$630</b>		<b>\$60</b>
<b>Belle Prairie Township (Morrison)</b>			
Minnesota Association of Townships	527	9.6%	51
<b>Total for Entity</b>	<b>\$527</b>		<b>\$51</b>
<b>Belle River Township (Douglas)</b>			
Minnesota Association of Townships	452	9.6%	43
<b>Total for Entity</b>	<b>\$452</b>		<b>\$43</b>
<b>Bellevue Township (Morrison)</b>			
Minnesota Association of Townships	763	9.6%	73
<b>Total for Entity</b>	<b>\$763</b>		<b>\$73</b>
<b>Belmont Township (Jackson)</b>			
Minnesota Association of Townships	341	9.6%	33
<b>Total for Entity</b>	<b>\$341</b>		<b>\$33</b>
<b>Beltrami County</b>			
Association of Minnesota Counties	15,995	15.2%	2,431
Greater Minnesota Parks and Trails	225	50.6%	114
Minnesota Rural Counties Caucus	2,100	50.0%	1,050
<b>Total for Entity</b>	<b>\$18,320</b>		<b>\$3,595</b>
<b>Beltrami Soil and Water Conservation District</b>			
Minnesota Association of Soil and Water Conservation Districts	3,990	2.6%	104
<b>Total for Entity</b>	<b>\$3,990</b>		<b>\$104</b>
<b>Belvidere Township (Goodhue)</b>			
Minnesota Association of Townships	492	9.6%	47
<b>Total for Entity</b>	<b>\$492</b>		<b>\$47</b>
<b>Bemidji Regional Interdistrict Council Special Education Cooperative - #998</b>			
Minnesota Rural Education Association	600	42.7%	256
<b>Total for Entity</b>	<b>\$600</b>		<b>\$256</b>

**Table 5**  
**2016 Lobbying Expenditures Paid With Association Dues**  
**Listed by Entity**

<b>Name of Entity (County)</b> <b>Association Name</b>	<b>Total Local Government Dues</b>	<b>Proportion of Dues Used for Lobbying</b>	<b>Total Dues Used for Lobbying</b>
<b>Bemidji Township (Beltrami)</b>			
Minnesota Association of Townships	1,406	9.6%	135
<b>Total for Entity</b>	<b>\$1,406</b>		<b>\$135</b>
<b>Ben Wade Township (Pope)</b>			
Minnesota Association of Townships	421	9.6%	40
<b>Total for Entity</b>	<b>\$421</b>		<b>\$40</b>
<b>Bennington Township (Mower)</b>			
Minnesota Association of Townships	321	9.6%	31
<b>Total for Entity</b>	<b>\$321</b>		<b>\$31</b>
<b>Benson Township (Swift)</b>			
Minnesota Association of Townships	439	9.6%	42
<b>Total for Entity</b>	<b>\$439</b>		<b>\$42</b>
<b>Benton County</b>			
Association of Minnesota Counties	14,540	15.2%	2,210
Minnesota Inter-County Association	10,207	25.9%	2,644
<b>Total for Entity</b>	<b>\$24,747</b>		<b>\$4,854</b>
<b>Benton Soil and Water Conservation District</b>			
Minnesota Association of Soil and Water Conservation Districts	3,779	2.6%	98
<b>Total for Entity</b>	<b>\$3,779</b>		<b>\$98</b>
<b>Benton Township (Carver)</b>			
Minnesota Association of Townships	599	9.6%	58
<b>Total for Entity</b>	<b>\$599</b>		<b>\$58</b>
<b>Benville Township (Beltrami)</b>			
Minnesota Association of Townships	298	9.6%	29
<b>Total for Entity</b>	<b>\$298</b>		<b>\$29</b>
<b>Bergen Township (McLeod)</b>			
Minnesota Association of Townships	648	9.6%	62
<b>Total for Entity</b>	<b>\$648</b>		<b>\$62</b>
<b>Berlin Township (Steele)</b>			
Minnesota Association of Townships	512	9.6%	49
<b>Total for Entity</b>	<b>\$512</b>		<b>\$49</b>

**Table 5**  
**2016 Lobbying Expenditures Paid With Association Dues**  
**Listed by Entity**

<b>Name of Entity (County)</b> <b>Association Name</b>	<b>Total Local Government Dues</b>	<b>Proportion of Dues Used for Lobbying</b>	<b>Total Dues Used for Lobbying</b>
<b>Bernadotte Township (Nicollet)</b>			
Minnesota Association of Townships	424	9.6%	41
<b>Total for Entity</b>	<b>\$424</b>		<b>\$41</b>
<b>Bertha Township (Todd)</b>			
Minnesota Association of Townships	471	9.6%	45
<b>Total for Entity</b>	<b>\$471</b>		<b>\$45</b>
<b>Beseman Township (Carlton)</b>			
Minnesota Association of Townships	314	9.6%	30
<b>Total for Entity</b>	<b>\$314</b>		<b>\$30</b>
<b>Beulah Township (Cass)</b>			
Minnesota Association of Townships	291	9.6%	28
<b>Total for Entity</b>	<b>\$291</b>		<b>\$28</b>
<b>Big Bend Township (Chippewa)</b>			
Minnesota Association of Townships	346	9.6%	33
<b>Total for Entity</b>	<b>\$346</b>		<b>\$33</b>
<b>Big Lake Township (Sherburne)</b>			
Minnesota Association of Townships	2,833	9.6%	272
<b>Total for Entity</b>	<b>\$2,833</b>		<b>\$272</b>
<b>Big Stone County</b>			
Association of Minnesota Counties	5,073	15.2%	771
<b>Total for Entity</b>	<b>\$5,073</b>		<b>\$771</b>
<b>Big Stone Soil and Water Conservation District</b>			
Minnesota Association of Soil and Water Conservation Districts	2,411	2.6%	63
<b>Total for Entity</b>	<b>\$2,411</b>		<b>\$63</b>
<b>Big Stone Township (Big Stone)</b>			
Minnesota Association of Townships	429	9.6%	41
<b>Total for Entity</b>	<b>\$429</b>		<b>\$41</b>
<b>Big Woods Township (Marshall)</b>			
Minnesota Association of Townships	284	9.6%	27
<b>Total for Entity</b>	<b>\$284</b>		<b>\$27</b>



**Table 5**  
**2016 Lobbying Expenditures Paid With Association Dues**  
**Listed by Entity**

<b>Name of Entity (County)</b> <b>Association Name</b>	<b>Total Local Government Dues</b>	<b>Proportion of Dues Used for Lobbying</b>	<b>Total Dues Used for Lobbying</b>
<b>Bigelow Township (Nobles)</b>			
Minnesota Association of Townships	458	9.6%	44
<b>Total for Entity</b>	<b>\$458</b>		<b>\$44</b>
<b>Bigfork Township (Itasca)</b>			
Minnesota Association of Townships	443	9.6%	43
<b>Total for Entity</b>	<b>\$443</b>		<b>\$43</b>
<b>Birch Cooley Township (Renville)</b>			
Minnesota Association of Townships	345	9.6%	33
<b>Total for Entity</b>	<b>\$345</b>		<b>\$33</b>
<b>Birch Creek Township (Pine)</b>			
Minnesota Association of Townships	341	9.6%	33
<b>Total for Entity</b>	<b>\$341</b>		<b>\$33</b>
<b>Birch Lake Township (Cass)</b>			
Minnesota Association of Townships	507	9.6%	49
<b>Total for Entity</b>	<b>\$507</b>		<b>\$49</b>
<b>Birch Township (Beltrami)</b>			
Minnesota Association of Townships	310	9.6%	30
<b>Total for Entity</b>	<b>\$310</b>		<b>\$30</b>
<b>Birchdale Township (Todd)</b>			
Minnesota Association of Townships	612	9.6%	59
<b>Total for Entity</b>	<b>\$612</b>		<b>\$59</b>
<b>Bird Island Township (Renville)</b>			
Minnesota Association of Townships	331	9.6%	32
<b>Total for Entity</b>	<b>\$331</b>		<b>\$32</b>
<b>Bismarck Township (Sibley)</b>			
Minnesota Association of Townships	440	9.6%	42
<b>Total for Entity</b>	<b>\$440</b>		<b>\$42</b>
<b>Biwabik Township (Saint Louis)</b>			
Minnesota Association of Townships	599	9.6%	58
<b>Total for Entity</b>	<b>\$599</b>		<b>\$58</b>

**Table 5**  
**2016 Lobbying Expenditures Paid With Association Dues**  
**Listed by Entity**

<b>Name of Entity (County)</b> <b>Association Name</b>	<b>Total Local Government Dues</b>	<b>Proportion of Dues Used for Lobbying</b>	<b>Total Dues Used for Lobbying</b>
<b>Black Hammer Township (Houston)</b>			
Minnesota Association of Townships	345	9.6%	33
<b>Total for Entity</b>	<b>\$345</b>		<b>\$33</b>
<b>Black River Township (Pennington)</b>			
Minnesota Association of Townships	295	9.6%	28
<b>Total for Entity</b>	<b>\$295</b>		<b>\$28</b>
<b>Blackberry Township (Itasca)</b>			
Minnesota Association of Townships	625	9.6%	60
<b>Total for Entity</b>	<b>\$625</b>		<b>\$60</b>
<b>Blackhoof Township (Carlton)</b>			
Minnesota Association of Townships	626	9.6%	60
<b>Total for Entity</b>	<b>\$626</b>		<b>\$60</b>
<b>Blakeley Township (Scott)</b>			
Minnesota Association of Townships	480	9.6%	46
<b>Total for Entity</b>	<b>\$480</b>		<b>\$46</b>
<b>Blind Lake Township (Cass)</b>			
Minnesota Association of Townships	297	9.6%	29
<b>Total for Entity</b>	<b>\$297</b>		<b>\$29</b>
<b>Bloom Township (Nobles)</b>			
Minnesota Association of Townships	320	9.6%	31
<b>Total for Entity</b>	<b>\$320</b>		<b>\$31</b>
<b>Bloomer Township (Marshall)</b>			
Minnesota Association of Townships	297	9.6%	29
<b>Total for Entity</b>	<b>\$297</b>		<b>\$29</b>
<b>Bloomfield Township (Fillmore)</b>			
Minnesota Association of Townships	450	9.6%	43
<b>Total for Entity</b>	<b>\$450</b>		<b>\$43</b>
<b>Blooming Grove Township (Waseca)</b>			
Minnesota Association of Townships	507	9.6%	49
<b>Total for Entity</b>	<b>\$507</b>		<b>\$49</b>

**Table 5**  
**2016 Lobbying Expenditures Paid With Association Dues**  
**Listed by Entity**

<b>Name of Entity (County)</b> <b>Association Name</b>	<b>Total Local Government Dues</b>	<b>Proportion of Dues Used for Lobbying</b>	<b>Total Dues Used for Lobbying</b>
<b>Blooming Prairie Township (Steele)</b>			
Minnesota Association of Townships	475	9.6%	46
<b>Total for Entity</b>	<b>\$475</b>		<b>\$46</b>
<b>Blowers Township (Otter Tail)</b>			
Minnesota Association of Townships	443	9.6%	43
<b>Total for Entity</b>	<b>\$443</b>		<b>\$43</b>
<b>Blue Earth City Township (Faribault)</b>			
Minnesota Association of Townships	459	9.6%	44
<b>Total for Entity</b>	<b>\$459</b>		<b>\$44</b>
<b>Blue Earth County</b>			
Association of Minnesota Counties	20,024	15.2%	3,044
Highway 14 Partnership	3,500	82.7%	2,894
Minnesota Inter-County Association	16,949	25.9%	4,390
<b>Total for Entity</b>	<b>\$40,473</b>		<b>\$10,328</b>
<b>Blue Earth Soil and Water Conservation District</b>			
Minnesota Association of Soil and Water Conservation Districts	4,572	2.6%	119
<b>Total for Entity</b>	<b>\$4,572</b>		<b>\$119</b>
<b>Blue Hill Township (Sherburne)</b>			
Minnesota Association of Townships	277	9.6%	27
<b>Total for Entity</b>	<b>\$277</b>		<b>\$27</b>
<b>Blue Mounds Township (Pope)</b>			
Minnesota Association of Townships	329	9.6%	32
<b>Total for Entity</b>	<b>\$329</b>		<b>\$32</b>
<b>Blueberry Township (Wadena)</b>			
Minnesota Association of Townships	571	9.6%	55
<b>Total for Entity</b>	<b>\$571</b>		<b>\$55</b>
<b>Bluffton Township (Otter Tail)</b>			
Minnesota Association of Townships	491	9.6%	47
<b>Total for Entity</b>	<b>\$491</b>		<b>\$47</b>

**Table 5**  
**2016 Lobbying Expenditures Paid With Association Dues**  
**Listed by Entity**

<b>Name of Entity (County)</b> <b>Association Name</b>	<b>Total Local Government Dues</b>	<b>Proportion of Dues Used for Lobbying</b>	<b>Total Dues Used for Lobbying</b>
<b>Bogus Brook Township (Mille Lacs)</b>			
Minnesota Association of Townships	862	9.6%	83
<b>Total for Entity</b>	<b>\$862</b>		<b>\$83</b>
<b>Bois de Sioux Watershed District</b>			
League of Minnesota Cities	1,842	9.8%	181
Minnesota Association of Watershed Districts	4,000	47.0%	1,880
<b>Total for Entity</b>	<b>\$5,842</b>		<b>\$2,061</b>
<b>Bondin Township (Murray)</b>			
Minnesota Association of Townships	425	9.6%	41
<b>Total for Entity</b>	<b>\$425</b>		<b>\$41</b>
<b>Boon Lake Township (Renville)</b>			
Minnesota Association of Townships	453	9.6%	43
<b>Total for Entity</b>	<b>\$453</b>		<b>\$43</b>
<b>Borgholm Township (Mille Lacs)</b>			
Minnesota Association of Townships	952	9.6%	91
<b>Total for Entity</b>	<b>\$952</b>		<b>\$91</b>
<b>Bowstring Township (Itasca)</b>			
Minnesota Association of Townships	343	9.6%	33
<b>Total for Entity</b>	<b>\$343</b>		<b>\$33</b>
<b>Boxville Township (Marshall)</b>			
Minnesota Association of Townships	280	9.6%	27
<b>Total for Entity</b>	<b>\$280</b>		<b>\$27</b>
<b>Boy Lake Township (Cass)</b>			
Minnesota Association of Townships	421	9.6%	40
<b>Total for Entity</b>	<b>\$421</b>		<b>\$40</b>
<b>Boy River Township (Cass)</b>			
Minnesota Association of Townships	297	9.6%	29
<b>Total for Entity</b>	<b>\$297</b>		<b>\$29</b>
<b>Bradbury Township (Mille Lacs)</b>			
Minnesota Association of Townships	424	9.6%	41
<b>Total for Entity</b>	<b>\$424</b>		<b>\$41</b>

**Table 5**  
**2016 Lobbying Expenditures Paid With Association Dues**  
**Listed by Entity**

<b>Name of Entity (County)</b> <b>Association Name</b>	<b>Total Local Government Dues</b>	<b>Proportion of Dues Used for Lobbying</b>	<b>Total Dues Used for Lobbying</b>
<b>Bradford Township (Isanti)</b>			
Minnesota Association of Townships	1,494	9.6%	143
<b>Total for Entity</b>	<b>\$1,494</b>		<b>\$143</b>
<b>Bradford Township (Wilkin)</b>			
Minnesota Association of Townships	298	9.6%	29
<b>Total for Entity</b>	<b>\$298</b>		<b>\$29</b>
<b>Brandon Township (Douglas)</b>			
Minnesota Association of Townships	572	9.6%	55
<b>Total for Entity</b>	<b>\$572</b>		<b>\$55</b>
<b>Brandrup Township (Wilkin)</b>			
Minnesota Association of Townships	319	9.6%	31
<b>Total for Entity</b>	<b>\$319</b>		<b>\$31</b>
<b>Brandsvold Township (Polk)</b>			
Minnesota Association of Townships	347	9.6%	33
<b>Total for Entity</b>	<b>\$347</b>		<b>\$33</b>
<b>Brandt Township (Polk)</b>			
Minnesota Association of Townships	285	9.6%	27
<b>Total for Entity</b>	<b>\$285</b>		<b>\$27</b>
<b>Bray Township (Pennington)</b>			
Minnesota Association of Townships	289	9.6%	28
<b>Total for Entity</b>	<b>\$289</b>		<b>\$28</b>
<b>Breckenridge Township (Wilkin)</b>			
Minnesota Association of Townships	422	9.6%	41
<b>Total for Entity</b>	<b>\$422</b>		<b>\$41</b>
<b>Breitung Township (Saint Louis)</b>			
League of Minnesota Cities	753	9.8%	74
Minnesota Association of Townships	533	9.6%	51
<b>Total for Entity</b>	<b>\$1,286</b>		<b>\$125</b>
<b>Bremen Township (Pine)</b>			
Minnesota Association of Townships	344	9.6%	33
<b>Total for Entity</b>	<b>\$344</b>		<b>\$33</b>

**Table 5**  
**2016 Lobbying Expenditures Paid With Association Dues**  
**Listed by Entity**

<b>Name of Entity (County)</b> <b>Association Name</b>	<b>Total Local Government Dues</b>	<b>Proportion of Dues Used for Lobbying</b>	<b>Total Dues Used for Lobbying</b>
<b>Brevator Township (Saint Louis)</b>			
Minnesota Association of Townships	815	9.6%	78
<b>Total for Entity</b>	<b>\$815</b>		<b>\$78</b>
<b>Bridgewater Township (Rice)</b>			
Minnesota Association of Townships	987	9.6%	95
<b>Total for Entity</b>	<b>\$987</b>		<b>\$95</b>
<b>Brighton Township (Nicollet)</b>			
Minnesota Association of Townships	317	9.6%	30
<b>Total for Entity</b>	<b>\$317</b>		<b>\$30</b>
<b>Brislet Township (Polk)</b>			
Minnesota Association of Townships	285	9.6%	27
<b>Total for Entity</b>	<b>\$285</b>		<b>\$27</b>
<b>Bristol Township (Fillmore)</b>			
Minnesota Association of Townships	463	9.6%	44
<b>Total for Entity</b>	<b>\$463</b>		<b>\$44</b>
<b>Brockway Township (Stearns)</b>			
Minnesota Association of Townships	1,290	9.6%	124
<b>Total for Entity</b>	<b>\$1,290</b>		<b>\$124</b>
<b>Brook Park Township (Pine)</b>			
Minnesota Association of Townships	502	9.6%	48
<b>Total for Entity</b>	<b>\$502</b>		<b>\$48</b>
<b>Brookfield Township (Renville)</b>			
Minnesota Association of Townships	316	9.6%	30
<b>Total for Entity</b>	<b>\$316</b>		<b>\$30</b>
<b>Brookville Township (Redwood)</b>			
Minnesota Association of Townships	340	9.6%	33
<b>Total for Entity</b>	<b>\$340</b>		<b>\$33</b>
<b>Brown County</b>			
Association of Minnesota Counties	11,945	15.2%	1,816
Highway 14 Partnership	2,500	82.7%	2,068
<b>Total for Entity</b>	<b>\$14,445</b>		<b>\$3,884</b>

**Table 5**  
**2016 Lobbying Expenditures Paid With Association Dues**  
**Listed by Entity**

<b>Name of Entity (County)</b> <b>Association Name</b>	<b>Total Local Government Dues</b>	<b>Proportion of Dues Used for Lobbying</b>	<b>Total Dues Used for Lobbying</b>
<b>Brown Soil and Water Conservation District</b>			
Minnesota Association of Soil and Water Conservation Districts	3,404	2.6%	89
<b>Total for Entity</b>	<b>\$3,404</b>		<b>\$89</b>
<b>Browns Creek Township (Red Lake)</b>			
Minnesota Association of Townships	284	9.6%	27
<b>Total for Entity</b>	<b>\$284</b>		<b>\$27</b>
<b>Browns Creek Watershed District</b>			
League of Minnesota Cities	1,842	9.8%	181
Minnesota Association of Watershed Districts	2,263	47.0%	1,064
<b>Total for Entity</b>	<b>\$4,105</b>		<b>\$1,245</b>
<b>Browns Valley Township (Big Stone)</b>			
Minnesota Association of Townships	309	9.6%	30
<b>Total for Entity</b>	<b>\$309</b>		<b>\$30</b>
<b>Brownsville Township (Houston)</b>			
Minnesota Association of Townships	485	9.6%	47
<b>Total for Entity</b>	<b>\$485</b>		<b>\$47</b>
<b>Bruce Township (Todd)</b>			
Minnesota Association of Townships	519	9.6%	50
<b>Total for Entity</b>	<b>\$519</b>		<b>\$50</b>
<b>Bruno Township (Pine)</b>			
Minnesota Association of Townships	327	9.6%	31
<b>Total for Entity</b>	<b>\$327</b>		<b>\$31</b>
<b>Brunswick Township (Kanabec)</b>			
Minnesota Association of Townships	830	9.6%	80
<b>Total for Entity</b>	<b>\$830</b>		<b>\$80</b>
<b>Brush Creek Township (Faribault)</b>			
Minnesota Association of Townships	338	9.6%	32
<b>Total for Entity</b>	<b>\$338</b>		<b>\$32</b>
<b>Buckman Township (Morrison)</b>			
Minnesota Association of Townships	578	9.6%	55
<b>Total for Entity</b>	<b>\$578</b>		<b>\$55</b>

**Table 5**  
**2016 Lobbying Expenditures Paid With Association Dues**  
**Listed by Entity**

<b>Name of Entity (County)</b> <b>Association Name</b>	<b>Total Local Government Dues</b>	<b>Proportion of Dues Used for Lobbying</b>	<b>Total Dues Used for Lobbying</b>
<b>Buffalo Creek Watershed District</b>			
League of Minnesota Cities	1,842	9.8%	181
Minnesota Association of Watershed Districts	2,745	47.0%	1,290
<b>Total for Entity</b>	<b>\$4,587</b>		<b>\$1,471</b>
<b>Buffalo Township (Wright)</b>			
Minnesota Association of Townships	1,005	9.6%	96
<b>Total for Entity</b>	<b>\$1,005</b>		<b>\$96</b>
<b>Buffalo-Red River Watershed District</b>			
Minnesota Association of Watershed Districts	4,000	47.0%	1,880
<b>Total for Entity</b>	<b>\$4,000</b>		<b>\$1,880</b>
<b>Buh Township (Morrison)</b>			
Minnesota Association of Townships	510	9.6%	49
<b>Total for Entity</b>	<b>\$510</b>		<b>\$49</b>
<b>Bull Moose Township (Cass)</b>			
Minnesota Association of Townships	311	9.6%	30
<b>Total for Entity</b>	<b>\$311</b>		<b>\$30</b>
<b>Bullard Township (Wadena)</b>			
Minnesota Association of Townships	339	9.6%	33
<b>Total for Entity</b>	<b>\$339</b>		<b>\$33</b>
<b>Bungo Township (Cass)</b>			
Minnesota Association of Townships	330	9.6%	32
<b>Total for Entity</b>	<b>\$330</b>		<b>\$32</b>
<b>Burbank Township (Kandiyohi)</b>			
Minnesota Association of Townships	517	9.6%	50
<b>Total for Entity</b>	<b>\$517</b>		<b>\$50</b>
<b>Burke Township (Pipestone)</b>			
Minnesota Association of Townships	337	9.6%	32
<b>Total for Entity</b>	<b>\$337</b>		<b>\$32</b>
<b>Burleene Township (Todd)</b>			
Minnesota Association of Townships	445	9.6%	43
<b>Total for Entity</b>	<b>\$445</b>		<b>\$43</b>



**Table 5**  
**2016 Lobbying Expenditures Paid With Association Dues**  
**Listed by Entity**

<b>Name of Entity (County)</b> <b>Association Name</b>	<b>Total Local Government Dues</b>	<b>Proportion of Dues Used for Lobbying</b>	<b>Total Dues Used for Lobbying</b>
<b>Burlington Township (Becker)</b>			
Minnesota Association of Townships	912	9.6%	88
<b>Total for Entity</b>	<b>\$912</b>		<b>\$88</b>
<b>Burnhamville Township (Todd)</b>			
Minnesota Association of Townships	572	9.6%	55
<b>Total for Entity</b>	<b>\$572</b>		<b>\$55</b>
<b>Burnstown Township (Brown)</b>			
Minnesota Association of Townships	421	9.6%	40
<b>Total for Entity</b>	<b>\$421</b>		<b>\$40</b>
<b>Burton Township (Yellow Medicine)</b>			
Minnesota Association of Townships	314	9.6%	30
<b>Total for Entity</b>	<b>\$314</b>		<b>\$30</b>
<b>Buse Township (Otter Tail)</b>			
Minnesota Association of Townships	497	9.6%	48
<b>Total for Entity</b>	<b>\$497</b>		<b>\$48</b>
<b>Butler Township (Otter Tail)</b>			
Minnesota Association of Townships	430	9.6%	41
<b>Total for Entity</b>	<b>\$430</b>		<b>\$41</b>
<b>Butterfield Township (Watonwan)</b>			
Minnesota Association of Townships	334	9.6%	32
<b>Total for Entity</b>	<b>\$334</b>		<b>\$32</b>
<b>Butternut Valley Township (Blue Earth)</b>			
Minnesota Association of Townships	439	9.6%	42
<b>Total for Entity</b>	<b>\$439</b>		<b>\$42</b>
<b>Buzzle Township (Beltrami)</b>			
Minnesota Association of Townships	440	9.6%	42
<b>Total for Entity</b>	<b>\$440</b>		<b>\$42</b>
<b>Bygland Township (Polk)</b>			
Minnesota Association of Townships	425	9.6%	41
<b>Total for Entity</b>	<b>\$425</b>		<b>\$41</b>

**Table 5**  
**2016 Lobbying Expenditures Paid With Association Dues**  
**Listed by Entity**

<b>Name of Entity (County)</b> <b>Association Name</b>	<b>Total Local Government Dues</b>	<b>Proportion of Dues Used for Lobbying</b>	<b>Total Dues Used for Lobbying</b>
<b>Byron Township (Cass)</b>			
Minnesota Association of Townships	315	9.6%	30
<b>Total for Entity</b>	<b>\$315</b>		<b>\$30</b>
<b>Byron Township (Waseca)</b>			
Minnesota Association of Townships	342	9.6%	33
<b>Total for Entity</b>	<b>\$342</b>		<b>\$33</b>
<b>Cairo Township (Renville)</b>			
Minnesota Association of Townships	339	9.6%	33
<b>Total for Entity</b>	<b>\$339</b>		<b>\$33</b>
<b>Caledonia Township (Houston)</b>			
Minnesota Association of Townships	542	9.6%	52
<b>Total for Entity</b>	<b>\$542</b>		<b>\$52</b>
<b>Callaway Township (Becker)</b>			
Minnesota Association of Townships	430	9.6%	41
<b>Total for Entity</b>	<b>\$430</b>		<b>\$41</b>
<b>Cambria Township (Blue Earth)</b>			
Minnesota Association of Townships	421	9.6%	40
<b>Total for Entity</b>	<b>\$421</b>		<b>\$40</b>
<b>Cambridge Township (Isanti)</b>			
Minnesota Association of Townships	1,176	9.6%	113
<b>Total for Entity</b>	<b>\$1,176</b>		<b>\$113</b>
<b>Camden Township (Carver)</b>			
Minnesota Association of Townships	648	9.6%	62
<b>Total for Entity</b>	<b>\$648</b>		<b>\$62</b>
<b>Cameron Township (Murray)</b>			
Minnesota Association of Townships	311	9.6%	30
<b>Total for Entity</b>	<b>\$311</b>		<b>\$30</b>
<b>Camp 5 Township (Saint Louis)</b>			
Minnesota Association of Townships	280	9.6%	27
<b>Total for Entity</b>	<b>\$280</b>		<b>\$27</b>

**Table 5**  
**2016 Lobbying Expenditures Paid With Association Dues**  
**Listed by Entity**

<b>Name of Entity (County)</b> <b>Association Name</b>	<b>Total Local Government Dues</b>	<b>Proportion of Dues Used for Lobbying</b>	<b>Total Dues Used for Lobbying</b>
<b>Camp Lake Township (Swift)</b>			
Minnesota Association of Townships	335	9.6%	32
<b>Total for Entity</b>	<b>\$335</b>		<b>\$32</b>
<b>Camp Release Township (Lac qui Parle)</b>			
Minnesota Association of Townships	436	9.6%	42
<b>Total for Entity</b>	<b>\$436</b>		<b>\$42</b>
<b>Camp Township (Renville)</b>			
Minnesota Association of Townships	326	9.6%	31
<b>Total for Entity</b>	<b>\$326</b>		<b>\$31</b>
<b>Campbell Township (Wilkin)</b>			
Minnesota Association of Townships	288	9.6%	28
<b>Total for Entity</b>	<b>\$288</b>		<b>\$28</b>
<b>Candor Township (Otter Tail)</b>			
Minnesota Association of Townships	520	9.6%	50
<b>Total for Entity</b>	<b>\$520</b>		<b>\$50</b>
<b>Canisteo Township (Dodge)</b>			
Minnesota Association of Townships	545	9.6%	52
<b>Total for Entity</b>	<b>\$545</b>		<b>\$52</b>
<b>Cannon City Township (Rice)</b>			
Minnesota Association of Townships	804	9.6%	77
<b>Total for Entity</b>	<b>\$804</b>		<b>\$77</b>
<b>Cannon Falls Township (Goodhue)</b>			
Minnesota Association of Townships	752	9.6%	72
<b>Total for Entity</b>	<b>\$752</b>		<b>\$72</b>
<b>Cannon Township (Kittson)</b>			
Minnesota Association of Townships	276	9.6%	26
<b>Total for Entity</b>	<b>\$276</b>		<b>\$26</b>
<b>Canosia Township (Saint Louis)</b>			
Minnesota Association of Townships	1,113	9.6%	107
<b>Total for Entity</b>	<b>\$1,113</b>		<b>\$107</b>

**Table 5**  
**2016 Lobbying Expenditures Paid With Association Dues**  
**Listed by Entity**

<b>Name of Entity (County)</b> <b>Association Name</b>	<b>Total Local Government Dues</b>	<b>Proportion of Dues Used for Lobbying</b>	<b>Total Dues Used for Lobbying</b>
<b>Canton Township (Fillmore)</b>			
Minnesota Association of Townships	569	9.6%	55
<b>Total for Entity</b>	<b>\$569</b>		<b>\$55</b>
<b>Capitol Region Watershed District</b>			
League of Minnesota Cities	1,842	9.8%	181
Minnesota Association of Watershed Districts	4,000	47.0%	1,880
<b>Total for Entity</b>	<b>\$5,842</b>		<b>\$2,061</b>
<b>Caribou Township (Kittson)</b>			
Minnesota Association of Townships	284	9.6%	27
<b>Total for Entity</b>	<b>\$284</b>		<b>\$27</b>
<b>Carimona Township (Fillmore)</b>			
Minnesota Association of Townships	433	9.6%	42
<b>Total for Entity</b>	<b>\$433</b>		<b>\$42</b>
<b>Carlisle Township (Otter Tail)</b>			
Minnesota Association of Townships	318	9.6%	31
<b>Total for Entity</b>	<b>\$318</b>		<b>\$31</b>
<b>Carlos Township (Douglas)</b>			
Minnesota Association of Townships	1,062	9.6%	102
<b>Total for Entity</b>	<b>\$1,062</b>		<b>\$102</b>
<b>Carlston Township (Freeborn)</b>			
Minnesota Association of Townships	436	9.6%	42
<b>Total for Entity</b>	<b>\$436</b>		<b>\$42</b>
<b>Carlton County</b>			
Arrowhead Counties Association	2,750	60.0%	1,650
Association of Minnesota Counties	13,580	15.2%	2,064
Greater Minnesota Parks and Trails	300	50.6%	152
<b>Total for Entity</b>	<b>\$16,630</b>		<b>\$3,866</b>
<b>Carnelian-Marine-Saint Croix Watershed District</b>			
League of Minnesota Cities	1,842	9.8%	181
Minnesota Association of Watershed Districts	1,917	47.0%	901
<b>Total for Entity</b>	<b>\$3,759</b>		<b>\$1,082</b>

**Table 5**  
**2016 Lobbying Expenditures Paid With Association Dues**  
**Listed by Entity**

<b>Name of Entity (County)</b> <b>Association Name</b>	<b>Total Local Government Dues</b>	<b>Proportion of Dues Used for Lobbying</b>	<b>Total Dues Used for Lobbying</b>
<b>Carpenter Township (Itasca)</b>			
Minnesota Association of Townships	323	9.6%	31
<b>Total for Entity</b>	<b>\$323</b>		<b>\$31</b>
<b>Carrolton Township (Fillmore)</b>			
Minnesota Association of Townships	438	9.6%	42
<b>Total for Entity</b>	<b>\$438</b>		<b>\$42</b>
<b>Carson Township (Cottonwood)</b>			
Minnesota Association of Townships	425	9.6%	41
<b>Total for Entity</b>	<b>\$425</b>		<b>\$41</b>
<b>Carsonville Township (Becker)</b>			
Minnesota Association of Townships	340	9.6%	33
<b>Total for Entity</b>	<b>\$340</b>		<b>\$33</b>
<b>Carver County</b>			
Association of Minnesota Counties	24,139	15.2%	3,669
Minnesota Inter-County Association	25,096	25.9%	6,500
<b>Total for Entity</b>	<b>\$49,235</b>		<b>\$10,169</b>
<b>Carver Soil and Water Conservation District</b>			
Minnesota Association of Soil and Water Conservation Districts	4,678	2.6%	122
<b>Total for Entity</b>	<b>\$4,678</b>		<b>\$122</b>
<b>Carver-Scott Educational Cooperative - #930</b>			
Association of Metropolitan School Districts, Inc.	3,500	72.1%	2,524
<b>Total for Entity</b>	<b>\$3,500</b>		<b>\$2,524</b>
<b>Cascade Township (Olmsted)</b>			
Minnesota Association of Townships	1,325	9.6%	127
<b>Total for Entity</b>	<b>\$1,325</b>		<b>\$127</b>
<b>Cashel Township (Swift)</b>			
Minnesota Association of Townships	323	9.6%	31
<b>Total for Entity</b>	<b>\$323</b>		<b>\$31</b>
<b>Cass County</b>			
Association of Minnesota Counties	14,039	15.2%	2,134
<b>Total for Entity</b>	<b>\$14,039</b>		<b>\$2,134</b>

**Table 5**  
**2016 Lobbying Expenditures Paid With Association Dues**  
**Listed by Entity**

<b>Name of Entity (County)</b> <b>Association Name</b>	<b>Total Local Government Dues</b>	<b>Proportion of Dues Used for Lobbying</b>	<b>Total Dues Used for Lobbying</b>
<b>Cass Soil and Water Conservation District</b>			
Minnesota Association of Soil and Water Conservation Districts	3,707	2.6%	96
<b>Total for Entity</b>	<b>\$3,707</b>		<b>\$96</b>
<b>Castle Rock Township (Dakota)</b>			
Minnesota Association of Townships	835	9.6%	80
<b>Total for Entity</b>	<b>\$835</b>		<b>\$80</b>
<b>Cedar Lake Area Water and Sanitary Sewer District</b>			
League of Minnesota Cities	1,842	9.8%	181
<b>Total for Entity</b>	<b>\$1,842</b>		<b>\$181</b>
<b>Cedar Lake Township (Scott)</b>			
Minnesota Association of Townships	1,363	9.6%	131
<b>Total for Entity</b>	<b>\$1,363</b>		<b>\$131</b>
<b>Cedar Mills Township (Meeker)</b>			
Minnesota Association of Townships	480	9.6%	46
<b>Total for Entity</b>	<b>\$480</b>		<b>\$46</b>
<b>Cedar River Watershed District</b>			
Minnesota Association of Watershed Districts	4,000	47.0%	1,880
<b>Total for Entity</b>	<b>\$4,000</b>		<b>\$1,880</b>
<b>Cedar Township (Marshall)</b>			
Minnesota Association of Townships	300	9.6%	29
<b>Total for Entity</b>	<b>\$300</b>		<b>\$29</b>
<b>Cedar Township (Martin)</b>			
Minnesota Association of Townships	338	9.6%	32
<b>Total for Entity</b>	<b>\$338</b>		<b>\$32</b>
<b>Cedar Valley Township (Saint Louis)</b>			
Minnesota Association of Townships	332	9.6%	32
<b>Total for Entity</b>	<b>\$332</b>		<b>\$32</b>
<b>Cedarbend Township (Roseau)</b>			
Minnesota Association of Townships	339	9.6%	33
<b>Total for Entity</b>	<b>\$339</b>		<b>\$33</b>

**Table 5**  
**2016 Lobbying Expenditures Paid With Association Dues**  
**Listed by Entity**

<b>Name of Entity (County)</b> <b>Association Name</b>	<b>Total Local Government Dues</b>	<b>Proportion of Dues Used for Lobbying</b>	<b>Total Dues Used for Lobbying</b>
<b>Center Creek Township (Martin)</b>			
Minnesota Association of Townships	335	9.6%	32
<b>Total for Entity</b>	<b>\$335</b>		<b>\$32</b>
<b>Center Township (Crow Wing)</b>			
Minnesota Association of Townships	626	9.6%	60
<b>Total for Entity</b>	<b>\$626</b>		<b>\$60</b>
<b>Central Iron Range Regional Sanitary District</b>			
League of Minnesota Cities	1,842	9.8%	181
Minnesota Environmental Science and Economic Review Board	2,334	13.1%	306
<b>Total for Entity</b>	<b>\$4,176</b>		<b>\$487</b>
<b>Ceresco Township (Blue Earth)</b>			
Minnesota Association of Townships	343	9.6%	33
<b>Total for Entity</b>	<b>\$343</b>		<b>\$33</b>
<b>Cerro Gordo Township (Lac qui Parle)</b>			
Minnesota Association of Townships	329	9.6%	32
<b>Total for Entity</b>	<b>\$329</b>		<b>\$32</b>
<b>Champion Township (Wilkin)</b>			
Minnesota Association of Townships	285	9.6%	27
<b>Total for Entity</b>	<b>\$285</b>		<b>\$27</b>
<b>Chanarambie Township (Murray)</b>			
Minnesota Association of Townships	333	9.6%	32
<b>Total for Entity</b>	<b>\$333</b>		<b>\$32</b>
<b>Charlestown Township (Redwood)</b>			
Minnesota Association of Townships	330	9.6%	32
<b>Total for Entity</b>	<b>\$330</b>		<b>\$32</b>
<b>Chatfield Township (Fillmore)</b>			
Minnesota Association of Townships	512	9.6%	49
<b>Total for Entity</b>	<b>\$512</b>		<b>\$49</b>
<b>Chatham Township (Wright)</b>			
Minnesota Association of Townships	842	9.6%	81
<b>Total for Entity</b>	<b>\$842</b>		<b>\$81</b>

**Table 5**  
**2016 Lobbying Expenditures Paid With Association Dues**  
**Listed by Entity**

Name of Entity (County) Association Name	Total Local Government Dues	Proportion of Dues Used for Lobbying	Total Dues Used for Lobbying
<b>Chengwatana Township (Pine)</b>			
Minnesota Association of Townships	646	9.6%	62
<b>Total for Entity</b>	<b>\$646</b>		<b>\$62</b>
<b>Cherry Grove Township (Goodhue)</b>			
Minnesota Association of Townships	467	9.6%	45
<b>Total for Entity</b>	<b>\$467</b>		<b>\$45</b>
<b>Cherry Township (Saint Louis)</b>			
Minnesota Association of Townships	613	9.6%	59
<b>Total for Entity</b>	<b>\$613</b>		<b>\$59</b>
<b>Chester Township (Polk)</b>			
Minnesota Association of Townships	294	9.6%	28
<b>Total for Entity</b>	<b>\$294</b>		<b>\$28</b>
<b>Chester Township (Wabasha)</b>			
Minnesota Association of Townships	484	9.6%	46
<b>Total for Entity</b>	<b>\$484</b>		<b>\$46</b>
<b>Chief Township (Mahnomen)</b>			
Minnesota Association of Townships	299	9.6%	29
<b>Total for Entity</b>	<b>\$299</b>		<b>\$29</b>
<b>Chippewa County</b>			
Association of Minnesota Counties	7,724	15.2%	1,174
<b>Total for Entity</b>	<b>\$7,724</b>		<b>\$1,174</b>
<b>Chippewa Falls Township (Pope)</b>			
Minnesota Association of Townships	341	9.6%	33
<b>Total for Entity</b>	<b>\$341</b>		<b>\$33</b>
<b>Chippewa Soil and Water Conservation District</b>			
Minnesota Association of Soil and Water Conservation Districts	2,794	2.6%	73
<b>Total for Entity</b>	<b>\$2,794</b>		<b>\$73</b>
<b>Chisago County</b>			
Association of Minnesota Counties	18,058	15.2%	2,745
Greater Minnesota Parks and Trails	1,000	50.6%	506
<b>Total for Entity</b>	<b>\$19,058</b>		<b>\$3,251</b>



**Table 5**  
**2016 Lobbying Expenditures Paid With Association Dues**  
**Listed by Entity**

Name of Entity (County) Association Name	Total Local Government Dues	Proportion of Dues Used for Lobbying	Total Dues Used for Lobbying
<b>Chisago Lake Township (Chisago)</b>			
Minnesota Association of Townships	1,888	9.6%	181
<b>Total for Entity</b>	<b>\$1,888</b>		<b>\$181</b>
<b>Chisago Soil and Water Conservation District</b>			
Minnesota Association of Soil and Water Conservation Districts	4,288	2.6%	111
<b>Total for Entity</b>	<b>\$4,288</b>		<b>\$111</b>
<b>Christiania Township (Jackson)</b>			
Minnesota Association of Townships	349	9.6%	34
<b>Total for Entity</b>	<b>\$349</b>		<b>\$34</b>
<b>City of Ada</b>			
League of Minnesota Cities	1,911	9.8%	187
Minnesota Association of Small Cities	918	70.0%	643
<b>Total for Entity</b>	<b>\$2,829</b>		<b>\$830</b>
<b>City of Adams</b>			
League of Minnesota Cities	964	9.8%	94
<b>Total for Entity</b>	<b>\$964</b>		<b>\$94</b>
<b>City of Adrian</b>			
League of Minnesota Cities	1,424	9.8%	140
<b>Total for Entity</b>	<b>\$1,424</b>		<b>\$140</b>
<b>City of Afton</b>			
League of Minnesota Cities	3,177	9.8%	311
<b>Total for Entity</b>	<b>\$3,177</b>		<b>\$311</b>
<b>City of Aitkin</b>			
League of Minnesota Cities	2,364	9.8%	232
<b>Total for Entity</b>	<b>\$2,364</b>		<b>\$232</b>
<b>City of Akeley</b>			
League of Minnesota Cities	599	9.8%	59
Minnesota Association of Small Cities	301	70.0%	211
<b>Total for Entity</b>	<b>\$900</b>		<b>\$270</b>

**Table 5**  
**2016 Lobbying Expenditures Paid With Association Dues**  
**Listed by Entity**

Name of Entity (County) Association Name	Total Local Government Dues	Proportion of Dues Used for Lobbying	Total Dues Used for Lobbying
<b>City of Albany</b>			
League of Minnesota Cities	2,915	9.8%	286
Minnesota Association of Small Cities	1,378	70.0%	965
Minnesota Environmental Science and Economic Review Board	621	13.1%	81
<b>Total for Entity</b>	<b>\$4,914</b>		<b>\$1,332</b>
<b>City of Albert Lea</b>			
Coalition of Greater Minnesota Cities	34,361	63.1%	21,682
Greater Minnesota Parks and Trails	225	50.6%	114
Greater Minnesota Partnership	2,500	71.2%	1,780
Minnesota Environmental Science and Economic Review Board	5,925	13.1%	776
<b>Total for Entity</b>	<b>\$43,011</b>		<b>\$24,352</b>
<b>City of Alberta</b>			
League of Minnesota Cities	396	9.8%	39
<b>Total for Entity</b>	<b>\$396</b>		<b>\$39</b>
<b>City of Albertville</b>			
League of Minnesota Cities	7,346	9.8%	720
<b>Total for Entity</b>	<b>\$7,346</b>		<b>\$720</b>
<b>City of Alden</b>			
League of Minnesota Cities	807	9.8%	79
Minnesota Association of Small Cities	409	70.0%	286
<b>Total for Entity</b>	<b>\$1,216</b>		<b>\$365</b>
<b>City of Aldrich</b>			
League of Minnesota Cities	396	9.8%	39
<b>Total for Entity</b>	<b>\$396</b>		<b>\$39</b>
<b>City of Alexandria</b>			
Coalition of Greater Minnesota Cities	22,572	63.1%	14,243
Greater Minnesota Parks and Trails	225	50.6%	114
Greater Minnesota Partnership	1,500	71.2%	1,068
League of Minnesota Cities	12,067	9.8%	1,183
<b>Total for Entity</b>	<b>\$36,364</b>		<b>\$16,608</b>

**Table 5**  
**2016 Lobbying Expenditures Paid With Association Dues**  
**Listed by Entity**

<b>Name of Entity (County)</b> <b>Association Name</b>	<b>Total Local Government Dues</b>	<b>Proportion of Dues Used for Lobbying</b>	<b>Total Dues Used for Lobbying</b>
<b>City of Alpha</b>			
League of Minnesota Cities	396	9.8%	39
<b>Total for Entity</b>	<b>\$396</b>		<b>\$39</b>
<b>City of Altura</b>			
League of Minnesota Cities	634	9.8%	62
Minnesota Association of Small Cities	309	70.0%	216
<b>Total for Entity</b>	<b>\$943</b>		<b>\$278</b>
<b>City of Alvarado</b>			
League of Minnesota Cities	513	9.8%	50
<b>Total for Entity</b>	<b>\$513</b>		<b>\$50</b>
<b>City of Amboy</b>			
League of Minnesota Cities	687	9.8%	67
<b>Total for Entity</b>	<b>\$687</b>		<b>\$67</b>
<b>City of Andover</b>			
Association of Metropolitan Municipalities	9,429	30.9%	2,914
League of Minnesota Cities	22,081	9.8%	2,164
North Metro Mayors Association	14,767	68.5%	10,115
<b>Total for Entity</b>	<b>\$46,277</b>		<b>\$15,193</b>
<b>City of Annandale</b>			
Greater Minnesota Partnership	500	71.2%	356
League of Minnesota Cities	3,621	9.8%	355
<b>Total for Entity</b>	<b>\$4,121</b>		<b>\$711</b>
<b>City of Anoka</b>			
Association of Metropolitan Municipalities	6,379	30.9%	1,971
League of Minnesota Cities	15,212	9.8%	1,491
North Metro Mayors Association	7,215	68.5%	4,942
<b>Total for Entity</b>	<b>\$28,806</b>		<b>\$8,404</b>

**Table 5**  
**2016 Lobbying Expenditures Paid With Association Dues**  
**Listed by Entity**

<b>Name of Entity (County)</b> <b>Association Name</b>	<b>Total Local Government Dues</b>	<b>Proportion of Dues Used for Lobbying</b>	<b>Total Dues Used for Lobbying</b>
<b>City of Apple Valley</b>			
Association of Metropolitan Municipalities	12,904	30.9%	3,987
League of Minnesota Cities	30,190	9.8%	2,959
Municipal Legislative Commission	10,500	82.6%	8,673
<b>Total for Entity</b>	<b>\$53,594</b>		<b>\$15,619</b>
<b>City of Appleton</b>			
League of Minnesota Cities	1,562	9.8%	153
<b>Total for Entity</b>	<b>\$1,562</b>		<b>\$153</b>
<b>City of Arco</b>			
League of Minnesota Cities	396	9.8%	39
<b>Total for Entity</b>	<b>\$396</b>		<b>\$39</b>
<b>City of Arden Hills</b>			
Association of Metropolitan Municipalities	3,883	30.9%	1,200
League of Minnesota Cities	9,508	9.8%	932
<b>Total for Entity</b>	<b>\$13,391</b>		<b>\$2,132</b>
<b>City of Argyle</b>			
League of Minnesota Cities	815	9.8%	80
Minnesota Association of Small Cities	415	70.0%	290
<b>Total for Entity</b>	<b>\$1,230</b>		<b>\$370</b>
<b>City of Arlington</b>			
League of Minnesota Cities	2,450	9.8%	240
<b>Total for Entity</b>	<b>\$2,450</b>		<b>\$240</b>
<b>City of Ashby</b>			
League of Minnesota Cities	601	9.8%	59
Minnesota Association of Small Cities	329	70.0%	230
<b>Total for Entity</b>	<b>\$930</b>		<b>\$289</b>
<b>City of Askov</b>			
League of Minnesota Cities	507	9.8%	50
<b>Total for Entity</b>	<b>\$507</b>		<b>\$50</b>

**Table 5**  
**2016 Lobbying Expenditures Paid With Association Dues**  
**Listed by Entity**

<b>Name of Entity (County)</b> <b>Association Name</b>	<b>Total Local Government Dues</b>	<b>Proportion of Dues Used for Lobbying</b>	<b>Total Dues Used for Lobbying</b>
<b>City of Atwater</b>			
League of Minnesota Cities	1,329	9.8%	130
<b>Total for Entity</b>	<b>\$1,329</b>		<b>\$130</b>
<b>City of Audubon</b>			
League of Minnesota Cities	693	9.8%	68
Minnesota Association of Small Cities	336	70.0%	235
<b>Total for Entity</b>	<b>\$1,029</b>		<b>\$303</b>
<b>City of Aurora</b>			
Coalition of Greater Minnesota Cities	1,829	63.1%	1,154
Greater Minnesota Parks and Trails	150	50.6%	76
League of Minnesota Cities	1,904	9.8%	187
Range Association of Municipalities and Schools	700	25.9%	181
<b>Total for Entity</b>	<b>\$4,583</b>		<b>\$1,598</b>
<b>City of Austin</b>			
Coalition of Greater Minnesota Cities	52,948	63.1%	33,410
Greater Minnesota Partnership	2,500	71.2%	1,780
League of Minnesota Cities	18,566	9.8%	1,819
Minnesota Environmental Science and Economic Review Board	5,774	13.1%	756
<b>Total for Entity</b>	<b>\$79,788</b>		<b>\$37,765</b>
<b>City of Avoca</b>			
League of Minnesota Cities	396	9.8%	39
<b>Total for Entity</b>	<b>\$396</b>		<b>\$39</b>
<b>City of Avon</b>			
League of Minnesota Cities	1,676	9.8%	164
<b>Total for Entity</b>	<b>\$1,676</b>		<b>\$164</b>
<b>City of Babbitt</b>			
Coalition of Greater Minnesota Cities	3,378	63.1%	2,132
League of Minnesota Cities	1,697	9.8%	166
Minnesota Association of Small Cities	875	70.0%	612
Range Association of Municipalities and Schools	700	25.9%	181
<b>Total for Entity</b>	<b>\$6,650</b>		<b>\$3,091</b>

**Table 5**  
**2016 Lobbying Expenditures Paid With Association Dues**  
**Listed by Entity**

Name of Entity (County) Association Name	Total Local Government Dues	Proportion of Dues Used for Lobbying	Total Dues Used for Lobbying
<b>City of Backus</b>			
League of Minnesota Cities	396	9.8%	39
Minnesota Association of Small Cities	233	70.0%	163
<b>Total for Entity</b>	<b>\$629</b>		<b>\$202</b>
<b>City of Badger</b>			
League of Minnesota Cities	541	9.8%	53
Minnesota Association of Small Cities	288	70.0%	202
<b>Total for Entity</b>	<b>\$829</b>		<b>\$255</b>
<b>City of Bagley</b>			
Coalition of Greater Minnesota Cities	3,301	63.1%	2,083
League of Minnesota Cities	1,620	9.8%	159
Minnesota Association of Small Cities	717	70.0%	502
<b>Total for Entity</b>	<b>\$5,638</b>		<b>\$2,744</b>
<b>City of Balaton</b>			
League of Minnesota Cities	793	9.8%	78
Minnesota Association of Small Cities	390	70.0%	273
<b>Total for Entity</b>	<b>\$1,183</b>		<b>\$351</b>
<b>City of Barnesville</b>			
Coalition of Greater Minnesota Cities	1,213	63.1%	765
Greater Minnesota Partnership	500	71.2%	356
League of Minnesota Cities	2,895	9.8%	284
<b>Total for Entity</b>	<b>\$4,608</b>		<b>\$1,405</b>
<b>City of Barnum</b>			
League of Minnesota Cities	777	9.8%	76
Minnesota Association of Small Cities	396	70.0%	277
<b>Total for Entity</b>	<b>\$1,173</b>		<b>\$353</b>
<b>City of Barrett</b>			
League of Minnesota Cities	568	9.8%	56
<b>Total for Entity</b>	<b>\$568</b>		<b>\$56</b>

**Table 5**  
**2016 Lobbying Expenditures Paid With Association Dues**  
**Listed by Entity**

Name of Entity (County) Association Name	Total Local Government Dues	Proportion of Dues Used for Lobbying	Total Dues Used for Lobbying
<b>City of Battle Lake</b>			
League of Minnesota Cities	1,070	9.8%	105
Minnesota Association of Small Cities	514	70.0%	360
<b>Total for Entity</b>	<b>\$1,584</b>		<b>\$465</b>
<b>City of Baudette</b>			
League of Minnesota Cities	1,272	9.8%	125
Minnesota Association of Small Cities	648	70.0%	454
<b>Total for Entity</b>	<b>\$1,920</b>		<b>\$579</b>
<b>City of Baxter</b>			
League of Minnesota Cities	7,985	9.8%	783
<b>Total for Entity</b>	<b>\$7,985</b>		<b>\$783</b>
<b>City of Bayport</b>			
Association of Metropolitan Municipalities	1,713	30.9%	529
League of Minnesota Cities	3,981	9.8%	390
<b>Total for Entity</b>	<b>\$5,694</b>		<b>\$919</b>
<b>City of Beardsley</b>			
League of Minnesota Cities	396	9.8%	39
<b>Total for Entity</b>	<b>\$396</b>		<b>\$39</b>
<b>City of Beaver Bay</b>			
League of Minnesota Cities	396	9.8%	39
<b>Total for Entity</b>	<b>\$396</b>		<b>\$39</b>
<b>City of Beaver Creek</b>			
League of Minnesota Cities	442	9.8%	43
<b>Total for Entity</b>	<b>\$442</b>		<b>\$43</b>
<b>City of Becker</b>			
Coalition of Utility Cities	11,241	100.0%	11,241
League of Minnesota Cities	5,060	9.8%	496
<b>Total for Entity</b>	<b>\$16,301</b>		<b>\$11,737</b>
<b>City of Bejou</b>			
League of Minnesota Cities	396	9.8%	39
<b>Total for Entity</b>	<b>\$396</b>		<b>\$39</b>

**Table 5**  
**2016 Lobbying Expenditures Paid With Association Dues**  
**Listed by Entity**

Name of Entity (County) Association Name	Total Local Government Dues	Proportion of Dues Used for Lobbying	Total Dues Used for Lobbying
<b>City of Belgrade</b>			
League of Minnesota Cities	909	9.8%	89
Minnesota Association of Small Cities	445	70.0%	312
<b>Total for Entity</b>	<b>\$1,354</b>		<b>\$401</b>
<b>City of Belle Plaine</b>			
League of Minnesota Cities	6,854	9.8%	672
<b>Total for Entity</b>	<b>\$6,854</b>		<b>\$672</b>
<b>City of Bellechester</b>			
League of Minnesota Cities	396	9.8%	39
Minnesota Association of Small Cities	199	70.0%	139
<b>Total for Entity</b>	<b>\$595</b>		<b>\$178</b>
<b>City of Bellingham</b>			
League of Minnesota Cities	396	9.8%	39
Minnesota Association of Small Cities	196	70.0%	137
<b>Total for Entity</b>	<b>\$592</b>		<b>\$176</b>
<b>City of Beltrami</b>			
League of Minnesota Cities	396	9.8%	39
<b>Total for Entity</b>	<b>\$396</b>		<b>\$39</b>
<b>City of Belview</b>			
League of Minnesota Cities	526	9.8%	52
Minnesota Association of Small Cities	293	70.0%	205
<b>Total for Entity</b>	<b>\$819</b>		<b>\$257</b>
<b>City of Bemidji</b>			
Coalition of Greater Minnesota Cities	26,315	63.1%	16,605
Greater Minnesota Parks and Trails	325	50.6%	164
League of Minnesota Cities	13,251	9.8%	1,299
<b>Total for Entity</b>	<b>\$39,891</b>		<b>\$18,068</b>
<b>City of Bena</b>			
League of Minnesota Cities	396	9.8%	39
Minnesota Association of Small Cities	172	70.0%	120
<b>Total for Entity</b>	<b>\$568</b>		<b>\$159</b>



**Table 5**  
**2016 Lobbying Expenditures Paid With Association Dues**  
**Listed by Entity**

<b>Name of Entity (County)</b> <b>Association Name</b>	<b>Total Local Government Dues</b>	<b>Proportion of Dues Used for Lobbying</b>	<b>Total Dues Used for Lobbying</b>
<b>City of Benson</b>			
Coalition of Greater Minnesota Cities	5,596	63.1%	3,531
League of Minnesota Cities	3,425	9.8%	336
<b>Total for Entity</b>	<b>\$9,021</b>		<b>\$3,867</b>
<b>City of Bertha</b>			
League of Minnesota Cities	639	9.8%	63
Minnesota Association of Small Cities	344	70.0%	241
<b>Total for Entity</b>	<b>\$983</b>		<b>\$304</b>
<b>City of Bethel</b>			
League of Minnesota Cities	633	9.8%	62
Minnesota Association of Small Cities	330	70.0%	231
<b>Total for Entity</b>	<b>\$963</b>		<b>\$293</b>
<b>City of Big Falls</b>			
League of Minnesota Cities	396	9.8%	39
Minnesota Association of Small Cities	226	70.0%	158
<b>Total for Entity</b>	<b>\$622</b>		<b>\$197</b>
<b>City of Big Lake</b>			
League of Minnesota Cities	10,126	9.8%	992
<b>Total for Entity</b>	<b>\$10,126</b>		<b>\$992</b>
<b>City of Bigelow</b>			
League of Minnesota Cities	396	9.8%	39
Minnesota Association of Small Cities	226	70.0%	158
<b>Total for Entity</b>	<b>\$622</b>		<b>\$197</b>
<b>City of Bigfork</b>			
League of Minnesota Cities	613	9.8%	60
<b>Total for Entity</b>	<b>\$613</b>		<b>\$60</b>
<b>City of Bingham Lake</b>			
League of Minnesota Cities	396	9.8%	39
<b>Total for Entity</b>	<b>\$396</b>		<b>\$39</b>

**Table 5**  
**2016 Lobbying Expenditures Paid With Association Dues**  
**Listed by Entity**

Name of Entity (County) Association Name	Total Local Government Dues	Proportion of Dues Used for Lobbying	Total Dues Used for Lobbying
<b>City of Birchwood</b>			
League of Minnesota Cities	1,046	9.8%	103
<b>Total for Entity</b>	<b>\$1,046</b>		<b>\$103</b>
<b>City of Bird Island</b>			
League of Minnesota Cities	1,186	9.8%	116
Minnesota Association of Small Cities	618	70.0%	433
<b>Total for Entity</b>	<b>\$1,804</b>		<b>\$549</b>
<b>City of Biscay</b>			
League of Minnesota Cities	396	9.8%	39
<b>Total for Entity</b>	<b>\$396</b>		<b>\$39</b>
<b>City of Biwabik</b>			
Coalition of Greater Minnesota Cities	2,776	63.1%	1,752
League of Minnesota Cities	1,193	9.8%	117
Range Association of Municipalities and Schools	700	25.9%	181
<b>Total for Entity</b>	<b>\$4,669</b>		<b>\$2,050</b>
<b>City of Blackduck</b>			
League of Minnesota Cities	964	9.8%	94
Minnesota Association of Small Cities	475	70.0%	332
<b>Total for Entity</b>	<b>\$1,439</b>		<b>\$426</b>
<b>City of Blaine</b>			
Association of Metropolitan Municipalities	13,529	30.9%	4,180
North Metro I-35W Corridor Coalition	13,838	93.0%	12,869
North Metro Mayors Association	25,000	68.5%	17,125
<b>Total for Entity</b>	<b>\$52,367</b>		<b>\$34,174</b>
<b>City of Blomkest</b>			
League of Minnesota Cities	396	9.8%	39
Minnesota Association of Small Cities	191	70.0%	134
<b>Total for Entity</b>	<b>\$587</b>		<b>\$173</b>

**Table 5**  
**2016 Lobbying Expenditures Paid With Association Dues**  
**Listed by Entity**

<b>Name of Entity (County)</b> <b>Association Name</b>	<b>Total Local Government Dues</b>	<b>Proportion of Dues Used for Lobbying</b>	<b>Total Dues Used for Lobbying</b>
<b>City of Blooming Prairie</b>			
Coalition of Greater Minnesota Cities	1,008	63.1%	636
League of Minnesota Cities	2,229	9.8%	218
<b>Total for Entity</b>	<b>\$3,237</b>		<b>\$854</b>
<b>City of Bloomington</b>			
Association of Metropolitan Municipalities	14,810	30.9%	4,576
League of Minnesota Cities	34,838	9.8%	3,414
Municipal Legislative Commission	10,500	82.6%	8,673
<b>Total for Entity</b>	<b>\$60,148</b>		<b>\$16,663</b>
<b>City of Blue Earth</b>			
League of Minnesota Cities	3,576	9.8%	350
<b>Total for Entity</b>	<b>\$3,576</b>		<b>\$350</b>
<b>City of Bluffton</b>			
League of Minnesota Cities	780	9.8%	76
Minnesota Association of Small Cities	214	70.0%	150
<b>Total for Entity</b>	<b>\$994</b>		<b>\$226</b>
<b>City of Bock</b>			
League of Minnesota Cities	396	9.8%	39
<b>Total for Entity</b>	<b>\$396</b>		<b>\$39</b>
<b>City of Borup</b>			
League of Minnesota Cities	396	9.8%	39
<b>Total for Entity</b>	<b>\$396</b>		<b>\$39</b>
<b>City of Bovey</b>			
League of Minnesota Cities	993	9.8%	97
<b>Total for Entity</b>	<b>\$993</b>		<b>\$97</b>
<b>City of Bowlus</b>			
League of Minnesota Cities	862	9.8%	84
<b>Total for Entity</b>	<b>\$862</b>		<b>\$84</b>

**Table 5**  
**2016 Lobbying Expenditures Paid With Association Dues**  
**Listed by Entity**

<b>Name of Entity (County)</b> <b>Association Name</b>	<b>Total Local Government Dues</b>	<b>Proportion of Dues Used for Lobbying</b>	<b>Total Dues Used for Lobbying</b>
<b>City of Boyd</b>			
League of Minnesota Cities	396	9.8%	39
Minnesota Association of Small Cities	200	70.0%	140
<b>Total for Entity</b>	<b>\$596</b>		<b>\$179</b>
<b>City of Braham</b>			
League of Minnesota Cities	2,016	9.8%	198
<b>Total for Entity</b>	<b>\$2,016</b>		<b>\$198</b>
<b>City of Brainerd</b>			
League of Minnesota Cities	12,308	9.8%	1,206
Minnesota Environmental Science and Economic Review Board	3,964	13.1%	519
<b>Total for Entity</b>	<b>\$16,272</b>		<b>\$1,725</b>
<b>City of Brandon</b>			
League of Minnesota Cities	657	9.8%	64
<b>Total for Entity</b>	<b>\$657</b>		<b>\$64</b>
<b>City of Breckenridge</b>			
Coalition of Greater Minnesota Cities	5,826	63.1%	3,676
League of Minnesota Cities	3,540	9.8%	347
Minnesota Environmental Science and Economic Review Board	1,074	13.1%	141
<b>Total for Entity</b>	<b>\$10,440</b>		<b>\$4,164</b>
<b>City of Breezy Point</b>			
League of Minnesota Cities	2,668	9.8%	261
<b>Total for Entity</b>	<b>\$2,668</b>		<b>\$261</b>
<b>City of Brewster</b>			
League of Minnesota Cities	641	9.8%	63
<b>Total for Entity</b>	<b>\$641</b>		<b>\$63</b>
<b>City of Bricelyn</b>			
League of Minnesota Cities	507	9.8%	50
<b>Total for Entity</b>	<b>\$507</b>		<b>\$50</b>
<b>City of Brook Park</b>			
League of Minnesota Cities	396	9.8%	39
<b>Total for Entity</b>	<b>\$396</b>		<b>\$39</b>

**Table 5**  
**2016 Lobbying Expenditures Paid With Association Dues**  
**Listed by Entity**

<b>Name of Entity (County)</b> <b>Association Name</b>	<b>Total Local Government Dues</b>	<b>Proportion of Dues Used for Lobbying</b>	<b>Total Dues Used for Lobbying</b>
<b>City of Brooklyn Center</b>			
Association of Metropolitan Municipalities	9,190	30.9%	2,840
League of Minnesota Cities	21,710	9.8%	2,128
North Metro Mayors Association	12,181	68.5%	8,344
<b>Total for Entity</b>	<b>\$43,081</b>		<b>\$13,312</b>
<b>City of Brooklyn Park</b>			
Association of Metropolitan Municipalities	14,383	30.9%	4,444
North Metro Mayors Association	25,000	68.5%	17,125
<b>Total for Entity</b>	<b>\$39,383</b>		<b>\$21,569</b>
<b>City of Brooks</b>			
League of Minnesota Cities	396	9.8%	39
<b>Total for Entity</b>	<b>\$396</b>		<b>\$39</b>
<b>City of Brookston</b>			
League of Minnesota Cities	460	9.8%	45
<b>Total for Entity</b>	<b>\$460</b>		<b>\$45</b>
<b>City of Brooten</b>			
League of Minnesota Cities	924	9.8%	91
Minnesota Association of Small Cities	454	70.0%	318
<b>Total for Entity</b>	<b>\$1,378</b>		<b>\$409</b>
<b>City of Browerville</b>			
League of Minnesota Cities	949	9.8%	93
<b>Total for Entity</b>	<b>\$949</b>		<b>\$93</b>
<b>City of Browns Valley</b>			
League of Minnesota Cities	741	9.8%	73
Minnesota Association of Small Cities	385	70.0%	270
<b>Total for Entity</b>	<b>\$1,126</b>		<b>\$343</b>
<b>City of Brownsdale</b>			
League of Minnesota Cities	847	9.8%	83
<b>Total for Entity</b>	<b>\$847</b>		<b>\$83</b>

**Table 5**  
**2016 Lobbying Expenditures Paid With Association Dues**  
**Listed by Entity**

<b>Name of Entity (County)</b> <b>Association Name</b>	<b>Total Local Government Dues</b>	<b>Proportion of Dues Used for Lobbying</b>	<b>Total Dues Used for Lobbying</b>
<b>City of Brownsville</b>			
League of Minnesota Cities	629	9.8%	62
Minnesota Association of Small Cities	345	70.0%	242
<b>Total for Entity</b>	<b>\$974</b>		<b>\$304</b>
<b>City of Brownton</b>			
League of Minnesota Cities	898	9.8%	88
Minnesota Association of Small Cities	463	70.0%	324
<b>Total for Entity</b>	<b>\$1,361</b>		<b>\$412</b>
<b>City of Bruno</b>			
League of Minnesota Cities	396	9.8%	39
<b>Total for Entity</b>	<b>\$396</b>		<b>\$39</b>
<b>City of Buckman</b>			
League of Minnesota Cities	440	9.8%	43
<b>Total for Entity</b>	<b>\$440</b>		<b>\$43</b>
<b>City of Buffalo</b>			
League of Minnesota Cities	14,025	9.8%	1,374
<b>Total for Entity</b>	<b>\$14,025</b>		<b>\$1,374</b>
<b>City of Buffalo Lake</b>			
League of Minnesota Cities	850	9.8%	83
Minnesota Association of Small Cities	450	70.0%	315
<b>Total for Entity</b>	<b>\$1,300</b>		<b>\$398</b>
<b>City of Buhl</b>			
League of Minnesota Cities	1,177	9.8%	115
Minnesota Association of Small Cities	285	70.0%	200
Range Association of Municipalities and Schools	700	25.9%	181
<b>Total for Entity</b>	<b>\$2,162</b>		<b>\$496</b>
<b>City of Burnsville</b>			
Association of Metropolitan Municipalities	13,491	30.9%	4,169
League of Minnesota Cities	31,663	9.8%	3,103
Municipal Legislative Commission	10,500	82.6%	8,673
<b>Total for Entity</b>	<b>\$55,654</b>		<b>\$15,945</b>

**Table 5**  
**2016 Lobbying Expenditures Paid With Association Dues**  
**Listed by Entity**

<b>Name of Entity (County)</b> <b>Association Name</b>	<b>Total Local Government Dues</b>	<b>Proportion of Dues Used for Lobbying</b>	<b>Total Dues Used for Lobbying</b>
<b>City of Burtrum</b>			
League of Minnesota Cities	396	9.8%	39
<b>Total for Entity</b>	<b>\$396</b>		<b>\$39</b>
<b>City of Butterfield</b>			
League of Minnesota Cities	741	9.8%	73
<b>Total for Entity</b>	<b>\$741</b>		<b>\$73</b>
<b>City of Byron</b>			
League of Minnesota Cities	5,710	9.8%	560
<b>Total for Entity</b>	<b>\$5,710</b>		<b>\$560</b>
<b>City of Caledonia</b>			
League of Minnesota Cities	3,090	9.8%	303
<b>Total for Entity</b>	<b>\$3,090</b>		<b>\$303</b>
<b>City of Callaway</b>			
League of Minnesota Cities	396	9.8%	39
Minnesota Association of Small Cities	225	70.0%	158
<b>Total for Entity</b>	<b>\$621</b>		<b>\$197</b>
<b>City of Calumet</b>			
League of Minnesota Cities	520	9.8%	51
Minnesota Association of Small Cities	288	70.0%	202
Range Association of Municipalities and Schools	450	25.9%	117
<b>Total for Entity</b>	<b>\$1,258</b>		<b>\$370</b>
<b>City of Cambridge</b>			
Greater Minnesota Parks and Trails	150	50.6%	76
League of Minnesota Cities	8,353	9.8%	819
<b>Total for Entity</b>	<b>\$8,503</b>		<b>\$895</b>
<b>City of Campbell</b>			
League of Minnesota Cities	396	9.8%	39
Minnesota Association of Small Cities	192	70.0%	134
<b>Total for Entity</b>	<b>\$588</b>		<b>\$173</b>

**Table 5**  
**2016 Lobbying Expenditures Paid With Association Dues**  
**Listed by Entity**

<b>Name of Entity (County)</b> <b>Association Name</b>	<b>Total Local Government Dues</b>	<b>Proportion of Dues Used for Lobbying</b>	<b>Total Dues Used for Lobbying</b>
<b>City of Canby</b>			
League of Minnesota Cities	1,953	9.8%	191
<b>Total for Entity</b>	<b>\$1,953</b>		<b>\$191</b>
<b>City of Cannon Falls</b>			
League of Minnesota Cities	4,441	9.8%	435
<b>Total for Entity</b>	<b>\$4,441</b>		<b>\$435</b>
<b>City of Canton</b>			
League of Minnesota Cities	503	9.8%	49
<b>Total for Entity</b>	<b>\$503</b>		<b>\$49</b>
<b>City of Carlos</b>			
League of Minnesota Cities	662	9.8%	65
<b>Total for Entity</b>	<b>\$662</b>		<b>\$65</b>
<b>City of Carlton</b>			
League of Minnesota Cities	1,179	9.8%	116
Minnesota Association of Small Cities	609	70.0%	426
<b>Total for Entity</b>	<b>\$1,788</b>		<b>\$542</b>
<b>City of Carver</b>			
Association of Metropolitan Municipalities	1,882	30.9%	582
League of Minnesota Cities	4,665	9.8%	457
<b>Total for Entity</b>	<b>\$6,547</b>		<b>\$1,039</b>
<b>City of Cass Lake</b>			
League of Minnesota Cities	931	9.8%	91
Minnesota Association of Small Cities	462	70.0%	323
<b>Total for Entity</b>	<b>\$1,393</b>		<b>\$414</b>
<b>City of Cedar Mills</b>			
League of Minnesota Cities	396	9.8%	39
Minnesota Association of Small Cities	120	70.0%	84
<b>Total for Entity</b>	<b>\$516</b>		<b>\$123</b>



**Table 5**  
**2016 Lobbying Expenditures Paid With Association Dues**  
**Listed by Entity**

<b>Name of Entity (County)</b> <b>Association Name</b>	<b>Total Local Government Dues</b>	<b>Proportion of Dues Used for Lobbying</b>	<b>Total Dues Used for Lobbying</b>
<b>City of Center City</b>			
League of Minnesota Cities	778	9.8%	76
Minnesota Association of Small Cities	402	70.0%	281
<b>Total for Entity</b>	<b>\$1,180</b>		<b>\$357</b>
<b>City of Centerville</b>			
Association of Metropolitan Municipalities	1,825	30.9%	564
League of Minnesota Cities	4,326	9.8%	424
<b>Total for Entity</b>	<b>\$6,151</b>		<b>\$988</b>
<b>City of Ceylon</b>			
League of Minnesota Cities	498	9.8%	49
Minnesota Association of Small Cities	286	70.0%	200
<b>Total for Entity</b>	<b>\$784</b>		<b>\$249</b>
<b>City of Champlin</b>			
League of Minnesota Cities	18,121	9.8%	1,776
North Metro Mayors Association	10,517	68.5%	7,204
<b>Total for Entity</b>	<b>\$28,638</b>		<b>\$8,980</b>
<b>City of Chandler</b>			
League of Minnesota Cities	411	9.8%	40
<b>Total for Entity</b>	<b>\$411</b>		<b>\$40</b>
<b>City of Chanhassen</b>			
Association of Metropolitan Municipalities	8,006	30.9%	2,474
League of Minnesota Cities	19,205	9.8%	1,882
Municipal Legislative Commission	6,126	82.6%	5,060
<b>Total for Entity</b>	<b>\$33,337</b>		<b>\$9,416</b>
<b>City of Chaska</b>			
Association of Metropolitan Municipalities	8,131	30.9%	2,512
League of Minnesota Cities	19,387	9.8%	1,900
<b>Total for Entity</b>	<b>\$27,518</b>		<b>\$4,412</b>

**Table 5**  
**2016 Lobbying Expenditures Paid With Association Dues**  
**Listed by Entity**

<b>Name of Entity (County)</b> <b>Association Name</b>	<b>Total Local Government Dues</b>	<b>Proportion of Dues Used for Lobbying</b>	<b>Total Dues Used for Lobbying</b>
<b>City of Chatfield</b>			
League of Minnesota Cities	3,106	9.8%	304
Minnesota Association of Small Cities	1,450	70.0%	1,015
<b>Total for Entity</b>	<b>\$4,556</b>		<b>\$1,319</b>
<b>City of Chickamaw Beach</b>			
League of Minnesota Cities	396	9.8%	39
<b>Total for Entity</b>	<b>\$396</b>		<b>\$39</b>
<b>City of Chisago City</b>			
League of Minnesota Cities	5,498	9.8%	539
<b>Total for Entity</b>	<b>\$5,498</b>		<b>\$539</b>
<b>City of Chisholm</b>			
League of Minnesota Cities	5,370	9.8%	526
Range Association of Municipalities and Schools	700	25.9%	181
<b>Total for Entity</b>	<b>\$6,070</b>		<b>\$707</b>
<b>City of Chokio</b>			
League of Minnesota Cities	543	9.8%	53
Minnesota Association of Small Cities	300	70.0%	210
<b>Total for Entity</b>	<b>\$843</b>		<b>\$263</b>
<b>City of Circle Pines</b>			
Association of Metropolitan Municipalities	2,297	30.9%	710
League of Minnesota Cities	5,266	9.8%	516
North Metro I-35W Corridor Coalition	941	93.0%	875
North Metro Mayors Association	2,500	68.5%	1,712
<b>Total for Entity</b>	<b>\$11,004</b>		<b>\$3,813</b>
<b>City of Clara City</b>			
League of Minnesota Cities	1,515	9.8%	148
Minnesota Association of Small Cities	762	70.0%	533
<b>Total for Entity</b>	<b>\$2,277</b>		<b>\$681</b>
<b>City of Claremont</b>			
League of Minnesota Cities	704	9.8%	69
<b>Total for Entity</b>	<b>\$704</b>		<b>\$69</b>

**Table 5**  
**2016 Lobbying Expenditures Paid With Association Dues**  
**Listed by Entity**

<b>Name of Entity (County)</b> <b>Association Name</b>	<b>Total Local Government Dues</b>	<b>Proportion of Dues Used for Lobbying</b>	<b>Total Dues Used for Lobbying</b>
<b>City of Clarissa</b>			
League of Minnesota Cities	829	9.8%	81
Minnesota Association of Small Cities	426	70.0%	298
<b>Total for Entity</b>	<b>\$1,255</b>		<b>\$379</b>
<b>City of Clarkfield</b>			
League of Minnesota Cities	994	9.8%	97
<b>Total for Entity</b>	<b>\$994</b>		<b>\$97</b>
<b>City of Clarks Grove</b>			
League of Minnesota Cities	861	9.8%	84
Minnesota Association of Small Cities	439	70.0%	307
<b>Total for Entity</b>	<b>\$1,300</b>		<b>\$391</b>
<b>City of Clear Lake</b>			
League of Minnesota Cities	758	9.8%	74
Minnesota Association of Small Cities	365	70.0%	256
<b>Total for Entity</b>	<b>\$1,123</b>		<b>\$330</b>
<b>City of Clearbrook</b>			
League of Minnesota Cities	685	9.8%	67
Minnesota Association of Small Cities	353	70.0%	247
<b>Total for Entity</b>	<b>\$1,038</b>		<b>\$314</b>
<b>City of Clearwater</b>			
League of Minnesota Cities	1,997	9.8%	196
Minnesota Association of Small Cities	931	70.0%	652
<b>Total for Entity</b>	<b>\$2,928</b>		<b>\$848</b>
<b>City of Clements</b>			
Minnesota Association of Small Cities	189	70.0%	132
<b>Total for Entity</b>	<b>\$189</b>		<b>\$132</b>
<b>City of Cleveland</b>			
League of Minnesota Cities	885	9.8%	87
Minnesota Association of Small Cities	444	70.0%	311
<b>Total for Entity</b>	<b>\$1,329</b>		<b>\$398</b>

**Table 5**  
**2016 Lobbying Expenditures Paid With Association Dues**  
**Listed by Entity**

<b>Name of Entity (County)</b> <b>Association Name</b>	<b>Total Local Government Dues</b>	<b>Proportion of Dues Used for Lobbying</b>	<b>Total Dues Used for Lobbying</b>
<b>City of Climax</b>			
League of Minnesota Cities	429	9.8%	42
<b>Total for Entity</b>	<b>\$429</b>		<b>\$42</b>
<b>City of Clinton</b>			
League of Minnesota Cities	588	9.8%	58
Minnesota Association of Small Cities	322	70.0%	225
<b>Total for Entity</b>	<b>\$910</b>		<b>\$283</b>
<b>City of Clitherall</b>			
League of Minnesota Cities	396	9.8%	39
Minnesota Association of Small Cities	170	70.0%	119
<b>Total for Entity</b>	<b>\$566</b>		<b>\$158</b>
<b>City of Clontarf</b>			
League of Minnesota Cities	780	9.8%	76
Minnesota Association of Small Cities	194	70.0%	136
<b>Total for Entity</b>	<b>\$974</b>		<b>\$212</b>
<b>City of Cloquet</b>			
Coalition of Greater Minnesota Cities	17,095	63.1%	10,787
League of Minnesota Cities	11,289	9.8%	1,106
<b>Total for Entity</b>	<b>\$28,384</b>		<b>\$11,893</b>
<b>City of Coates</b>			
League of Minnesota Cities	396	9.8%	39
Minnesota Association of Small Cities	192	70.0%	134
<b>Total for Entity</b>	<b>\$588</b>		<b>\$173</b>
<b>City of Cohasset</b>			
Coalition of Utility Cities	8,023	100.0%	8,023
League of Minnesota Cities	3,031	9.8%	297
<b>Total for Entity</b>	<b>\$11,054</b>		<b>\$8,320</b>
<b>City of Cokato</b>			
League of Minnesota Cities	3,010	9.8%	295
<b>Total for Entity</b>	<b>\$3,010</b>		<b>\$295</b>

**Table 5**  
**2016 Lobbying Expenditures Paid With Association Dues**  
**Listed by Entity**

<b>Name of Entity (County)</b> <b>Association Name</b>	<b>Total Local Government Dues</b>	<b>Proportion of Dues Used for Lobbying</b>	<b>Total Dues Used for Lobbying</b>
<b>City of Cold Spring</b>			
League of Minnesota Cities	4,436	9.8%	435
<b>Total for Entity</b>	<b>\$4,436</b>		<b>\$435</b>
<b>City of Coleraine</b>			
League of Minnesota Cities	2,197	9.8%	215
Range Association of Municipalities and Schools	700	25.9%	181
<b>Total for Entity</b>	<b>\$2,897</b>		<b>\$396</b>
<b>City of Cologne</b>			
League of Minnesota Cities	1,907	9.8%	187
<b>Total for Entity</b>	<b>\$1,907</b>		<b>\$187</b>
<b>City of Columbia Heights</b>			
League of Minnesota Cities	16,906	9.8%	1,657
<b>Total for Entity</b>	<b>\$16,906</b>		<b>\$1,657</b>
<b>City of Columbus</b>			
League of Minnesota Cities	4,141	9.8%	406
<b>Total for Entity</b>	<b>\$4,141</b>		<b>\$406</b>
<b>City of Comfrey</b>			
League of Minnesota Cities	517	9.8%	51
Minnesota Association of Small Cities	292	70.0%	204
<b>Total for Entity</b>	<b>\$809</b>		<b>\$255</b>
<b>City of Comstock</b>			
League of Minnesota Cities	396	9.8%	39
Minnesota Association of Small Cities	162	70.0%	113
<b>Total for Entity</b>	<b>\$558</b>		<b>\$152</b>
<b>City of Cook</b>			
League of Minnesota Cities	727	9.8%	71
<b>Total for Entity</b>	<b>\$727</b>		<b>\$71</b>

**Table 5**  
**2016 Lobbying Expenditures Paid With Association Dues**  
**Listed by Entity**

<b>Name of Entity (County)</b> <b>Association Name</b>	<b>Total Local Government Dues</b>	<b>Proportion of Dues Used for Lobbying</b>	<b>Total Dues Used for Lobbying</b>
<b>City of Coon Rapids</b>			
Association of Metropolitan Municipalities	13,564	30.9%	4,191
League of Minnesota Cities	31,741	9.8%	3,111
North Metro Mayors Association	25,000	68.5%	17,125
<b>Total for Entity</b>	<b>\$70,305</b>		<b>\$24,427</b>
<b>City of Corcoran</b>			
Association of Metropolitan Municipalities	2,463	30.9%	761
League of Minnesota Cities	5,771	9.8%	566
<b>Total for Entity</b>	<b>\$8,234</b>		<b>\$1,327</b>
<b>City of Correll</b>			
League of Minnesota Cities	396	9.8%	39
<b>Total for Entity</b>	<b>\$396</b>		<b>\$39</b>
<b>City of Cosmos</b>			
League of Minnesota Cities	623	9.8%	61
Minnesota Association of Small Cities	333	70.0%	233
<b>Total for Entity</b>	<b>\$956</b>		<b>\$294</b>
<b>City of Cottage Grove</b>			
Association of Metropolitan Municipalities	10,129	30.9%	3,130
League of Minnesota Cities	23,800	9.8%	2,332
<b>Total for Entity</b>	<b>\$33,929</b>		<b>\$5,462</b>
<b>City of Cottonwood</b>			
League of Minnesota Cities	1,402	9.8%	137
Minnesota Association of Small Cities	695	70.0%	486
<b>Total for Entity</b>	<b>\$2,097</b>		<b>\$623</b>
<b>City of Courtland</b>			
Highway 14 Partnership	1,000	82.7%	827
League of Minnesota Cities	802	9.8%	79
Minnesota Association of Small Cities	395	70.0%	276
<b>Total for Entity</b>	<b>\$2,197</b>		<b>\$1,182</b>

**Table 5**  
**2016 Lobbying Expenditures Paid With Association Dues**  
**Listed by Entity**

<b>Name of Entity (County)</b> <b>Association Name</b>	<b>Total Local Government Dues</b>	<b>Proportion of Dues Used for Lobbying</b>	<b>Total Dues Used for Lobbying</b>
<b>City of Cromwell</b>			
League of Minnesota Cities	396	9.8%	39
Minnesota Association of Small Cities	225	70.0%	158
<b>Total for Entity</b>	<b>\$621</b>		<b>\$197</b>
<b>City of Crookston</b>			
Coalition of Greater Minnesota Cities	12,539	63.1%	7,912
Greater Minnesota Parks and Trails	150	50.6%	76
League of Minnesota Cities	7,890	9.8%	773
Minnesota Environmental Science and Economic Review Board	2,278	13.1%	298
<b>Total for Entity</b>	<b>\$22,857</b>		<b>\$9,059</b>
<b>City of Crosby</b>			
League of Minnesota Cities	2,608	9.8%	256
<b>Total for Entity</b>	<b>\$2,608</b>		<b>\$256</b>
<b>City of Crosslake</b>			
League of Minnesota Cities	2,453	9.8%	240
Minnesota Association of Small Cities	1,123	70.0%	786
<b>Total for Entity</b>	<b>\$3,576</b>		<b>\$1,026</b>
<b>City of Crystal</b>			
Association of Metropolitan Municipalities	7,721	30.9%	2,386
League of Minnesota Cities	18,170	9.8%	1,781
<b>Total for Entity</b>	<b>\$25,891</b>		<b>\$4,167</b>
<b>City of Currie</b>			
League of Minnesota Cities	396	9.8%	39
Minnesota Association of Small Cities	219	70.0%	153
<b>Total for Entity</b>	<b>\$615</b>		<b>\$192</b>
<b>City of Cuyuna</b>			
League of Minnesota Cities	962	9.8%	94
<b>Total for Entity</b>	<b>\$962</b>		<b>\$94</b>
<b>City of Cyrus</b>			
League of Minnesota Cities	449	9.8%	44
<b>Total for Entity</b>	<b>\$449</b>		<b>\$44</b>

**Table 5**  
**2016 Lobbying Expenditures Paid With Association Dues**  
**Listed by Entity**

<b>Name of Entity (County)</b> <b>Association Name</b>	<b>Total Local Government Dues</b>	<b>Proportion of Dues Used for Lobbying</b>	<b>Total Dues Used for Lobbying</b>
<b>City of Dakota</b>			
League of Minnesota Cities	456	9.8%	45
<b>Total for Entity</b>	<b>\$456</b>		<b>\$45</b>
<b>City of Dalton</b>			
League of Minnesota Cities	396	9.8%	39
Minnesota Association of Small Cities	234	70.0%	164
<b>Total for Entity</b>	<b>\$630</b>		<b>\$203</b>
<b>City of Danube</b>			
League of Minnesota Cities	619	9.8%	61
Minnesota Association of Small Cities	347	70.0%	243
<b>Total for Entity</b>	<b>\$966</b>		<b>\$304</b>
<b>City of Danvers</b>			
League of Minnesota Cities	396	9.8%	39
<b>Total for Entity</b>	<b>\$396</b>		<b>\$39</b>
<b>City of Darfur</b>			
League of Minnesota Cities	396	9.8%	39
<b>Total for Entity</b>	<b>\$396</b>		<b>\$39</b>
<b>City of Darwin</b>			
League of Minnesota Cities	510	9.8%	50
Minnesota Association of Small Cities	277	70.0%	194
<b>Total for Entity</b>	<b>\$787</b>		<b>\$244</b>
<b>City of Dassel</b>			
League of Minnesota Cities	1,667	9.8%	163
<b>Total for Entity</b>	<b>\$1,667</b>		<b>\$163</b>
<b>City of Dawson</b>			
League of Minnesota Cities	1,684	9.8%	165
Minnesota Association of Small Cities	802	70.0%	561
<b>Total for Entity</b>	<b>\$2,486</b>		<b>\$726</b>



**Table 5**  
**2016 Lobbying Expenditures Paid With Association Dues**  
**Listed by Entity**

<b>Name of Entity (County)</b> <b>Association Name</b>	<b>Total Local Government Dues</b>	<b>Proportion of Dues Used for Lobbying</b>	<b>Total Dues Used for Lobbying</b>
<b>City of Dayton</b>			
Association of Metropolitan Municipalities	2,230	30.9%	689
League of Minnesota Cities	5,415	9.8%	531
<b>Total for Entity</b>	<b>\$7,645</b>		<b>\$1,220</b>
<b>City of De Graff</b>			
League of Minnesota Cities	396	9.8%	39
Minnesota Association of Small Cities	172	70.0%	120
<b>Total for Entity</b>	<b>\$568</b>		<b>\$159</b>
<b>City of Deephaven</b>			
League of Minnesota Cities	4,035	9.8%	395
<b>Total for Entity</b>	<b>\$4,035</b>		<b>\$395</b>
<b>City of Deer Creek</b>			
League of Minnesota Cities	476	9.8%	47
<b>Total for Entity</b>	<b>\$476</b>		<b>\$47</b>
<b>City of Deer River</b>			
League of Minnesota Cities	1,127	9.8%	110
<b>Total for Entity</b>	<b>\$1,127</b>		<b>\$110</b>
<b>City of Deerwood</b>			
League of Minnesota Cities	695	9.8%	68
<b>Total for Entity</b>	<b>\$695</b>		<b>\$68</b>
<b>City of Delano</b>			
League of Minnesota Cities	6,104	9.8%	598
<b>Total for Entity</b>	<b>\$6,104</b>		<b>\$598</b>
<b>City of Delavan</b>			
League of Minnesota Cities	396	9.8%	39
Minnesota Association of Small Cities	197	70.0%	138
<b>Total for Entity</b>	<b>\$593</b>		<b>\$177</b>
<b>City of Delhi</b>			
League of Minnesota Cities	396	9.8%	39
Minnesota Association of Small Cities	152	70.0%	106
<b>Total for Entity</b>	<b>\$548</b>		<b>\$145</b>

**Table 5**  
**2016 Lobbying Expenditures Paid With Association Dues**  
**Listed by Entity**

<b>Name of Entity (County)</b> <b>Association Name</b>	<b>Total Local Government Dues</b>	<b>Proportion of Dues Used for Lobbying</b>	<b>Total Dues Used for Lobbying</b>
<b>City of Dellwood</b>			
League of Minnesota Cities	1,259	9.8%	123
<b>Total for Entity</b>	<b>\$1,259</b>		<b>\$123</b>
<b>City of Denham</b>			
League of Minnesota Cities	396	9.8%	39
<b>Total for Entity</b>	<b>\$396</b>		<b>\$39</b>
<b>City of Dennison</b>			
League of Minnesota Cities	396	9.8%	39
<b>Total for Entity</b>	<b>\$396</b>		<b>\$39</b>
<b>City of Dent</b>			
League of Minnesota Cities	396	9.8%	39
Minnesota Association of Small Cities	206	70.0%	144
<b>Total for Entity</b>	<b>\$602</b>		<b>\$183</b>
<b>City of Detroit Lakes</b>			
Coalition of Greater Minnesota Cities	13,768	63.1%	8,688
Greater Minnesota Parks and Trails	300	50.6%	152
Greater Minnesota Partnership	1,000	71.2%	712
League of Minnesota Cities	9,032	9.8%	885
Minnesota Environmental Science and Economic Review Board	2,674	13.1%	350
<b>Total for Entity</b>	<b>\$26,774</b>		<b>\$10,787</b>
<b>City of Dexter</b>			
League of Minnesota Cities	489	9.8%	48
<b>Total for Entity</b>	<b>\$489</b>		<b>\$48</b>
<b>City of Dilworth</b>			
Greater Minnesota Parks and Trails	150	50.6%	76
League of Minnesota Cities	4,778	9.8%	468
<b>Total for Entity</b>	<b>\$4,928</b>		<b>\$544</b>

**Table 5**  
**2016 Lobbying Expenditures Paid With Association Dues**  
**Listed by Entity**

<b>Name of Entity (County)</b> <b>Association Name</b>	<b>Total Local Government Dues</b>	<b>Proportion of Dues Used for Lobbying</b>	<b>Total Dues Used for Lobbying</b>
<b>City of Dodge Center</b>			
Coalition of Greater Minnesota Cities	4,090	63.1%	2,581
Highway 14 Partnership	1,000	82.7%	827
League of Minnesota Cities	2,995	9.8%	294
<b>Total for Entity</b>	<b>\$8,085</b>		<b>\$3,702</b>
<b>City of Donaldson</b>			
League of Minnesota Cities	396	9.8%	39
<b>Total for Entity</b>	<b>\$396</b>		<b>\$39</b>
<b>City of Donnelly</b>			
League of Minnesota Cities	396	9.8%	39
<b>Total for Entity</b>	<b>\$396</b>		<b>\$39</b>
<b>City of Doran</b>			
League of Minnesota Cities	396	9.8%	39
<b>Total for Entity</b>	<b>\$396</b>		<b>\$39</b>
<b>City of Dover</b>			
League of Minnesota Cities	933	9.8%	91
<b>Total for Entity</b>	<b>\$933</b>		<b>\$91</b>
<b>City of Dovray</b>			
League of Minnesota Cities	396	9.8%	39
<b>Total for Entity</b>	<b>\$396</b>		<b>\$39</b>
<b>City of Duluth</b>			
Coalition of Greater Minnesota Cities	76,301	63.1%	48,146
Greater Minnesota Parks and Trails	450	50.6%	228
League of Minnesota Cities	34,759	9.8%	3,406
<b>Total for Entity</b>	<b>\$111,510</b>		<b>\$51,780</b>
<b>City of Dumont</b>			
League of Minnesota Cities	396	9.8%	39
<b>Total for Entity</b>	<b>\$396</b>		<b>\$39</b>
<b>City of Dundas</b>			
League of Minnesota Cities	1,685	9.8%	165
<b>Total for Entity</b>	<b>\$1,685</b>		<b>\$165</b>

**Table 5**  
**2016 Lobbying Expenditures Paid With Association Dues**  
**Listed by Entity**

<b>Name of Entity (County)</b> <b>Association Name</b>	<b>Total Local Government Dues</b>	<b>Proportion of Dues Used for Lobbying</b>	<b>Total Dues Used for Lobbying</b>
<b>City of Dundee</b>			
League of Minnesota Cities	396	9.8%	39
Minnesota Association of Small Cities	151	70.0%	106
<b>Total for Entity</b>	<b>\$547</b>		<b>\$145</b>
<b>City of Dunnell</b>			
League of Minnesota Cities	396	9.8%	39
<b>Total for Entity</b>	<b>\$396</b>		<b>\$39</b>
<b>City of Eagan</b>			
Association of Metropolitan Municipalities	13,758	30.9%	4,251
League of Minnesota Cities	32,366	9.8%	3,172
Municipal Legislative Commission	10,500	82.6%	8,673
<b>Total for Entity</b>	<b>\$56,624</b>		<b>\$16,096</b>
<b>City of Eagle Bend</b>			
League of Minnesota Cities	673	9.8%	66
Minnesota Association of Small Cities	361	70.0%	253
<b>Total for Entity</b>	<b>\$1,034</b>		<b>\$319</b>
<b>City of Eagle Lake</b>			
Coalition of Greater Minnesota Cities	1,210	63.1%	764
Highway 14 Partnership	1,000	82.7%	827
League of Minnesota Cities	3,204	9.8%	314
<b>Total for Entity</b>	<b>\$5,414</b>		<b>\$1,905</b>
<b>City of East Bethel</b>			
League of Minnesota Cities	10,919	9.8%	1,070
<b>Total for Entity</b>	<b>\$10,919</b>		<b>\$1,070</b>
<b>City of East Grand Forks</b>			
Coalition of Greater Minnesota Cities	13,513	63.1%	8,527
Greater Minnesota Parks and Trails	150	50.6%	76
Greater Minnesota Partnership	1,222	71.2%	870
League of Minnesota Cities	8,591	9.8%	842
Minnesota Environmental Science and Economic Review Board	2,128	13.1%	279
<b>Total for Entity</b>	<b>\$25,604</b>		<b>\$10,594</b>

**Table 5**  
**2016 Lobbying Expenditures Paid With Association Dues**  
**Listed by Entity**

Name of Entity (County) Association Name	Total Local Government Dues	Proportion of Dues Used for Lobbying	Total Dues Used for Lobbying
<b>City of East Gull Lake</b>			
League of Minnesota Cities	1,186	9.8%	116
<b>Total for Entity</b>	<b>\$1,186</b>		<b>\$116</b>
<b>City of Easton</b>			
League of Minnesota Cities	396	9.8%	39
Minnesota Association of Small Cities	210	70.0%	147
<b>Total for Entity</b>	<b>\$606</b>		<b>\$186</b>
<b>City of Echo</b>			
League of Minnesota Cities	414	9.8%	41
<b>Total for Entity</b>	<b>\$414</b>		<b>\$41</b>
<b>City of Eden Prairie</b>			
Association of Metropolitan Municipalities	13,566	30.9%	4,192
League of Minnesota Cities	31,824	9.8%	3,119
Municipal Legislative Commission	10,500	82.6%	8,673
<b>Total for Entity</b>	<b>\$55,890</b>		<b>\$15,984</b>
<b>City of Eden Valley</b>			
League of Minnesota Cities	1,238	9.8%	121
Minnesota Association of Small Cities	589	70.0%	412
<b>Total for Entity</b>	<b>\$1,827</b>		<b>\$533</b>
<b>City of Edgerton</b>			
League of Minnesota Cities	1,328	9.8%	130
Minnesota Association of Small Cities	685	70.0%	480
<b>Total for Entity</b>	<b>\$2,013</b>		<b>\$610</b>
<b>City of Edina</b>			
Association of Metropolitan Municipalities	12,736	30.9%	3,935
League of Minnesota Cities	30,266	9.8%	2,966
Municipal Legislative Commission	10,500	82.6%	8,673
<b>Total for Entity</b>	<b>\$53,502</b>		<b>\$15,574</b>

**Table 5**  
**2016 Lobbying Expenditures Paid With Association Dues**  
**Listed by Entity**

Name of Entity (County) Association Name	Total Local Government Dues	Proportion of Dues Used for Lobbying	Total Dues Used for Lobbying
<b>City of Effie</b>			
League of Minnesota Cities	780	9.8%	76
Minnesota Association of Small Cities	161	70.0%	113
<b>Total for Entity</b>	<b>\$941</b>		<b>\$189</b>
<b>City of Eitzen</b>			
League of Minnesota Cities	396	9.8%	39
<b>Total for Entity</b>	<b>\$396</b>		<b>\$39</b>
<b>City of Elba</b>			
League of Minnesota Cities	396	9.8%	39
<b>Total for Entity</b>	<b>\$396</b>		<b>\$39</b>
<b>City of Elbow Lake</b>			
Coalition of Greater Minnesota Cities	2,861	63.1%	1,805
Greater Minnesota Parks and Trails	150	50.6%	76
League of Minnesota Cities	1,350	9.8%	132
<b>Total for Entity</b>	<b>\$4,361</b>		<b>\$2,013</b>
<b>City of Elgin</b>			
League of Minnesota Cities	1,271	9.8%	125
Minnesota Association of Small Cities	561	70.0%	393
<b>Total for Entity</b>	<b>\$1,832</b>		<b>\$518</b>
<b>City of Elizabeth</b>			
League of Minnesota Cities	396	9.8%	39
Minnesota Association of Small Cities	197	70.0%	138
<b>Total for Entity</b>	<b>\$593</b>		<b>\$177</b>
<b>City of Elk River</b>			
League of Minnesota Cities	18,671	9.8%	1,830
<b>Total for Entity</b>	<b>\$18,671</b>		<b>\$1,830</b>
<b>City of Elko New Market</b>			
Association of Metropolitan Municipalities	2,020	30.9%	624
League of Minnesota Cities	4,901	9.8%	480
<b>Total for Entity</b>	<b>\$6,921</b>		<b>\$1,104</b>

**Table 5**  
**2016 Lobbying Expenditures Paid With Association Dues**  
**Listed by Entity**

Name of Entity (County) Association Name	Total Local Government Dues	Proportion of Dues Used for Lobbying	Total Dues Used for Lobbying
<b>City of Elkton</b>			
League of Minnesota Cities	396	9.8%	39
<b>Total for Entity</b>	<b>\$396</b>		<b>\$39</b>
<b>City of Ellendale</b>			
League of Minnesota Cities	846	9.8%	83
<b>Total for Entity</b>	<b>\$846</b>		<b>\$83</b>
<b>City of Ellsworth</b>			
League of Minnesota Cities	620	9.8%	61
Minnesota Association of Small Cities	328	70.0%	230
<b>Total for Entity</b>	<b>\$948</b>		<b>\$291</b>
<b>City of Elmdale</b>			
League of Minnesota Cities	396	9.8%	39
<b>Total for Entity</b>	<b>\$396</b>		<b>\$39</b>
<b>City of Elmore</b>			
League of Minnesota Cities	745	9.8%	73
<b>Total for Entity</b>	<b>\$745</b>		<b>\$73</b>
<b>City of Elrosa</b>			
League of Minnesota Cities	396	9.8%	39
<b>Total for Entity</b>	<b>\$396</b>		<b>\$39</b>
<b>City of Ely</b>			
Coalition of Greater Minnesota Cities	5,928	63.1%	3,741
Greater Minnesota Partnership	500	71.2%	356
League of Minnesota Cities	3,728	9.8%	365
Range Association of Municipalities and Schools	700	25.9%	181
<b>Total for Entity</b>	<b>\$10,856</b>		<b>\$4,643</b>
<b>City of Elysian</b>			
League of Minnesota Cities	848	9.8%	83
<b>Total for Entity</b>	<b>\$848</b>		<b>\$83</b>
<b>City of Emily</b>			
League of Minnesota Cities	1,014	9.8%	99
<b>Total for Entity</b>	<b>\$1,014</b>		<b>\$99</b>

**Table 5**  
**2016 Lobbying Expenditures Paid With Association Dues**  
**Listed by Entity**

<b>Name of Entity (County)</b> <b>Association Name</b>	<b>Total Local Government Dues</b>	<b>Proportion of Dues Used for Lobbying</b>	<b>Total Dues Used for Lobbying</b>
<b>City of Emmons</b>			
League of Minnesota Cities	538	9.8%	53
<b>Total for Entity</b>	<b>\$538</b>		<b>\$53</b>
<b>City of Erhard</b>			
League of Minnesota Cities	396	9.8%	39
Minnesota Association of Small Cities	186	70.0%	130
<b>Total for Entity</b>	<b>\$582</b>		<b>\$169</b>
<b>City of Erskine</b>			
League of Minnesota Cities	662	9.8%	65
<b>Total for Entity</b>	<b>\$662</b>		<b>\$65</b>
<b>City of Evan</b>			
League of Minnesota Cities	396	9.8%	39
<b>Total for Entity</b>	<b>\$396</b>		<b>\$39</b>
<b>City of Evansville</b>			
League of Minnesota Cities	780	9.8%	76
Minnesota Association of Small Cities	395	70.0%	276
<b>Total for Entity</b>	<b>\$1,175</b>		<b>\$352</b>
<b>City of Eveleth</b>			
Coalition of Greater Minnesota Cities	6,242	63.1%	3,939
Minnesota Environmental Science and Economic Review Board	1,303	13.1%	171
<b>Total for Entity</b>	<b>\$7,545</b>		<b>\$4,110</b>
<b>City of Excelsior</b>			
Association of Metropolitan Municipalities	1,079	30.9%	333
League of Minnesota Cities	2,503	9.8%	245
<b>Total for Entity</b>	<b>\$3,582</b>		<b>\$578</b>
<b>City of Eyota</b>			
League of Minnesota Cities	2,265	9.8%	222
Minnesota Association of Small Cities	970	70.0%	679
<b>Total for Entity</b>	<b>\$3,235</b>		<b>\$901</b>



**Table 5**  
**2016 Lobbying Expenditures Paid With Association Dues**  
**Listed by Entity**

<b>Name of Entity (County)</b> <b>Association Name</b>	<b>Total Local Government Dues</b>	<b>Proportion of Dues Used for Lobbying</b>	<b>Total Dues Used for Lobbying</b>
<b>City of Fairfax</b>			
League of Minnesota Cities	1,377	9.8%	135
Minnesota Association of Small Cities	720	70.0%	504
<b>Total for Entity</b>	<b>\$2,097</b>		<b>\$639</b>
<b>City of Fairmont</b>			
Coalition of Greater Minnesota Cities	16,861	63.1%	10,639
Greater Minnesota Partnership	1,500	71.2%	1,068
League of Minnesota Cities	9,944	9.8%	975
<b>Total for Entity</b>	<b>\$28,305</b>		<b>\$12,682</b>
<b>City of Falcon Heights</b>			
Association of Metropolitan Municipalities	2,454	30.9%	758
League of Minnesota Cities	5,693	9.8%	558
<b>Total for Entity</b>	<b>\$8,147</b>		<b>\$1,316</b>
<b>City of Faribault</b>			
Greater Minnesota Parks and Trails	225	50.6%	114
League of Minnesota Cities	18,545	9.8%	1,817
Minnesota Environmental Science and Economic Review Board	5,969	13.1%	782
<b>Total for Entity</b>	<b>\$24,739</b>		<b>\$2,713</b>
<b>City of Farmington</b>			
League of Minnesota Cities	17,993	9.8%	1,763
<b>Total for Entity</b>	<b>\$17,993</b>		<b>\$1,763</b>
<b>City of Farwell</b>			
League of Minnesota Cities	396	9.8%	39
<b>Total for Entity</b>	<b>\$396</b>		<b>\$39</b>
<b>City of Federal Dam</b>			
League of Minnesota Cities	396	9.8%	39
Minnesota Association of Small Cities	165	70.0%	116
<b>Total for Entity</b>	<b>\$561</b>		<b>\$155</b>

**Table 5**  
**2016 Lobbying Expenditures Paid With Association Dues**  
**Listed by Entity**

<b>Name of Entity (County)</b> <b>Association Name</b>	<b>Total Local Government Dues</b>	<b>Proportion of Dues Used for Lobbying</b>	<b>Total Dues Used for Lobbying</b>
<b>City of Felton</b>			
League of Minnesota Cities	396	9.8%	39
Minnesota Association of Small Cities	200	70.0%	140
<b>Total for Entity</b>	<b>\$596</b>		<b>\$179</b>
<b>City of Fergus Falls</b>			
Coalition of Greater Minnesota Cities	25,707	63.1%	16,221
Greater Minnesota Parks and Trails	225	50.6%	114
Greater Minnesota Partnership	1,500	71.2%	1,068
League of Minnesota Cities	12,029	9.8%	1,179
Minnesota Environmental Science and Economic Review Board	4,009	13.1%	525
<b>Total for Entity</b>	<b>\$43,470</b>		<b>\$19,107</b>
<b>City of Fertile</b>			
League of Minnesota Cities	1,034	9.8%	101
Minnesota Association of Small Cities	501	70.0%	351
<b>Total for Entity</b>	<b>\$1,535</b>		<b>\$452</b>
<b>City of Fifty Lakes</b>			
League of Minnesota Cities	557	9.8%	55
Minnesota Association of Small Cities	294	70.0%	206
<b>Total for Entity</b>	<b>\$851</b>		<b>\$261</b>
<b>City of Finlayson</b>			
League of Minnesota Cities	458	9.8%	45
Minnesota Association of Small Cities	270	70.0%	189
<b>Total for Entity</b>	<b>\$728</b>		<b>\$234</b>
<b>City of Fisher</b>			
League of Minnesota Cities	594	9.8%	58
Minnesota Association of Small Cities	298	70.0%	209
<b>Total for Entity</b>	<b>\$892</b>		<b>\$267</b>
<b>City of Flensburg</b>			
League of Minnesota Cities	384	9.8%	38
Minnesota Association of Small Cities	200	70.0%	140
<b>Total for Entity</b>	<b>\$584</b>		<b>\$178</b>

**Table 5**  
**2016 Lobbying Expenditures Paid With Association Dues**  
**Listed by Entity**

<b>Name of Entity (County)</b> <b>Association Name</b>	<b>Total Local Government Dues</b>	<b>Proportion of Dues Used for Lobbying</b>	<b>Total Dues Used for Lobbying</b>
<b>City of Floodwood</b>			
League of Minnesota Cities	694	9.8%	68
Minnesota Association of Small Cities	361	70.0%	253
<b>Total for Entity</b>	<b>\$1,055</b>		<b>\$321</b>
<b>City of Florence</b>			
League of Minnesota Cities	396	9.8%	39
<b>Total for Entity</b>	<b>\$396</b>		<b>\$39</b>
<b>City of Foley</b>			
Coalition of Greater Minnesota Cities	1,236	63.1%	780
League of Minnesota Cities	2,974	9.8%	291
<b>Total for Entity</b>	<b>\$4,210</b>		<b>\$1,071</b>
<b>City of Forada</b>			
League of Minnesota Cities	780	9.8%	76
Minnesota Association of Small Cities	203	70.0%	142
<b>Total for Entity</b>	<b>\$983</b>		<b>\$218</b>
<b>City of Forest Lake</b>			
Association of Metropolitan Municipalities	6,930	30.9%	2,141
League of Minnesota Cities	17,025	9.8%	1,668
<b>Total for Entity</b>	<b>\$23,955</b>		<b>\$3,809</b>
<b>City of Foreston</b>			
League of Minnesota Cities	685	9.8%	67
<b>Total for Entity</b>	<b>\$685</b>		<b>\$67</b>
<b>City of Fort Ripley</b>			
League of Minnesota Cities	396	9.8%	39
<b>Total for Entity</b>	<b>\$396</b>		<b>\$39</b>
<b>City of Fosston</b>			
League of Minnesota Cities	1,714	9.8%	168
Minnesota Association of Small Cities	837	70.0%	586
<b>Total for Entity</b>	<b>\$2,551</b>		<b>\$754</b>

**Table 5**  
**2016 Lobbying Expenditures Paid With Association Dues**  
**Listed by Entity**

<b>Name of Entity (County)</b> <b>Association Name</b>	<b>Total Local Government Dues</b>	<b>Proportion of Dues Used for Lobbying</b>	<b>Total Dues Used for Lobbying</b>
<b>City of Fountain</b>			
League of Minnesota Cities	570	9.8%	56
Minnesota Association of Small Cities	306	70.0%	214
<b>Total for Entity</b>	<b>\$876</b>		<b>\$270</b>
<b>City of Foxhome</b>			
League of Minnesota Cities	396	9.8%	39
Minnesota Association of Small Cities	167	70.0%	117
<b>Total for Entity</b>	<b>\$563</b>		<b>\$156</b>
<b>City of Franklin</b>			
League of Minnesota Cities	642	9.8%	63
Minnesota Association of Small Cities	350	70.0%	245
<b>Total for Entity</b>	<b>\$992</b>		<b>\$308</b>
<b>City of Frazee</b>			
Greater Minnesota Parks and Trails	150	50.6%	76
League of Minnesota Cities	1,597	9.8%	157
Minnesota Association of Small Cities	757	70.0%	530
<b>Total for Entity</b>	<b>\$2,504</b>		<b>\$763</b>
<b>City of Freeborn</b>			
League of Minnesota Cities	441	9.8%	43
Minnesota Association of Small Cities	254	70.0%	178
<b>Total for Entity</b>	<b>\$695</b>		<b>\$221</b>
<b>City of Freeport</b>			
League of Minnesota Cities	840	9.8%	82
Minnesota Association of Small Cities	404	70.0%	283
<b>Total for Entity</b>	<b>\$1,244</b>		<b>\$365</b>
<b>City of Fridley</b>			
Association of Metropolitan Municipalities	8,707	30.9%	2,690
League of Minnesota Cities	20,686	9.8%	2,027
<b>Total for Entity</b>	<b>\$29,393</b>		<b>\$4,717</b>

**Table 5**  
**2016 Lobbying Expenditures Paid With Association Dues**  
**Listed by Entity**

Name of Entity (County) Association Name	Total Local Government Dues	Proportion of Dues Used for Lobbying	Total Dues Used for Lobbying
<b>City of Frost</b>			
League of Minnesota Cities	396	9.8%	39
Minnesota Association of Small Cities	209	70.0%	146
<b>Total for Entity</b>	<b>\$605</b>		<b>\$185</b>
<b>City of Fulda</b>			
League of Minnesota Cities	1,484	9.8%	145
Minnesota Association of Small Cities	743	70.0%	520
<b>Total for Entity</b>	<b>\$2,227</b>		<b>\$665</b>
<b>City of Garfield</b>			
League of Minnesota Cities	513	9.8%	50
<b>Total for Entity</b>	<b>\$513</b>		<b>\$50</b>
<b>City of Garrison</b>			
League of Minnesota Cities	396	9.8%	39
Minnesota Association of Small Cities	215	70.0%	150
<b>Total for Entity</b>	<b>\$611</b>		<b>\$189</b>
<b>City of Garvin</b>			
League of Minnesota Cities	396	9.8%	39
<b>Total for Entity</b>	<b>\$396</b>		<b>\$39</b>
<b>City of Gary</b>			
League of Minnesota Cities	396	9.8%	39
<b>Total for Entity</b>	<b>\$396</b>		<b>\$39</b>
<b>City of Gaylord</b>			
Greater Minnesota Partnership	500	71.2%	356
League of Minnesota Cities	2,540	9.8%	249
Minnesota Association of Small Cities	1,237	70.0%	866
<b>Total for Entity</b>	<b>\$4,277</b>		<b>\$1,471</b>
<b>City of Gem Lake</b>			
League of Minnesota Cities	574	9.8%	56
<b>Total for Entity</b>	<b>\$574</b>		<b>\$56</b>

**Table 5**  
**2016 Lobbying Expenditures Paid With Association Dues**  
**Listed by Entity**

Name of Entity (County) Association Name	Total Local Government Dues	Proportion of Dues Used for Lobbying	Total Dues Used for Lobbying
<b>City of Geneva</b>			
League of Minnesota Cities	708	9.8%	69
<b>Total for Entity</b>	<b>\$708</b>		<b>\$69</b>
<b>City of Genola</b>			
League of Minnesota Cities	396	9.8%	39
<b>Total for Entity</b>	<b>\$396</b>		<b>\$39</b>
<b>City of Georgetown</b>			
League of Minnesota Cities	396	9.8%	39
<b>Total for Entity</b>	<b>\$396</b>		<b>\$39</b>
<b>City of Ghent</b>			
League of Minnesota Cities	513	9.8%	50
Minnesota Association of Small Cities	287	70.0%	201
<b>Total for Entity</b>	<b>\$800</b>		<b>\$251</b>
<b>City of Gibbon</b>			
League of Minnesota Cities	939	9.8%	92
<b>Total for Entity</b>	<b>\$939</b>		<b>\$92</b>
<b>City of Gilbert</b>			
Coalition of Greater Minnesota Cities	3,801	63.1%	2,398
League of Minnesota Cities	2,022	9.8%	198
Range Association of Municipalities and Schools	1,200	25.9%	311
<b>Total for Entity</b>	<b>\$7,023</b>		<b>\$2,907</b>
<b>City of Gilman</b>			
League of Minnesota Cities	396	9.8%	39
<b>Total for Entity</b>	<b>\$396</b>		<b>\$39</b>
<b>City of Glencoe</b>			
Coalition of Greater Minnesota Cities	9,320	63.1%	5,881
Greater Minnesota Parks and Trails	300	50.6%	152
League of Minnesota Cities	5,827	9.8%	571
Minnesota Environmental Science and Economic Review Board	1,697	13.1%	222
<b>Total for Entity</b>	<b>\$17,144</b>		<b>\$6,826</b>

**Table 5**  
**2016 Lobbying Expenditures Paid With Association Dues**  
**Listed by Entity**

<b>Name of Entity (County)</b> <b>Association Name</b>	<b>Total Local Government Dues</b>	<b>Proportion of Dues Used for Lobbying</b>	<b>Total Dues Used for Lobbying</b>
<b>City of Glenville</b>			
League of Minnesota Cities	779	9.8%	76
<b>Total for Entity</b>	<b>\$779</b>		<b>\$76</b>
<b>City of Glenwood</b>			
Coalition of Greater Minnesota Cities	4,759	63.1%	3,003
<b>Total for Entity</b>	<b>\$4,759</b>		<b>\$3,003</b>
<b>City of Glyndon</b>			
Greater Minnesota Parks and Trails	150	50.6%	76
League of Minnesota Cities	1,618	9.8%	159
Minnesota Association of Small Cities	787	70.0%	551
<b>Total for Entity</b>	<b>\$2,555</b>		<b>\$786</b>
<b>City of Golden Valley</b>			
Association of Metropolitan Municipalities	7,352	30.9%	2,272
League of Minnesota Cities	17,604	9.8%	1,725
<b>Total for Entity</b>	<b>\$24,956</b>		<b>\$3,997</b>
<b>City of Gonvick</b>			
League of Minnesota Cities	442	9.8%	43
<b>Total for Entity</b>	<b>\$442</b>		<b>\$43</b>
<b>City of Good Thunder</b>			
League of Minnesota Cities	714	9.8%	70
<b>Total for Entity</b>	<b>\$714</b>		<b>\$70</b>
<b>City of Goodhue</b>			
League of Minnesota Cities	1,371	9.8%	134
Minnesota Association of Small Cities	680	70.0%	476
<b>Total for Entity</b>	<b>\$2,051</b>		<b>\$610</b>
<b>City of Goodridge</b>			
League of Minnesota Cities	396	9.8%	39
Minnesota Association of Small Cities	179	70.0%	125
<b>Total for Entity</b>	<b>\$575</b>		<b>\$164</b>

**Table 5**  
**2016 Lobbying Expenditures Paid With Association Dues**  
**Listed by Entity**

<b>Name of Entity (County)</b> <b>Association Name</b>	<b>Total Local Government Dues</b>	<b>Proportion of Dues Used for Lobbying</b>	<b>Total Dues Used for Lobbying</b>
<b>City of Goodview</b>			
League of Minnesota Cities	4,259	9.8%	417
<b>Total for Entity</b>	<b>\$4,259</b>		<b>\$417</b>
<b>City of Graceville</b>			
League of Minnesota Cities	735	9.8%	72
Minnesota Association of Small Cities	374	70.0%	262
<b>Total for Entity</b>	<b>\$1,109</b>		<b>\$334</b>
<b>City of Granada</b>			
League of Minnesota Cities	432	9.8%	42
<b>Total for Entity</b>	<b>\$432</b>		<b>\$42</b>
<b>City of Grand Marais</b>			
Coalition of Greater Minnesota Cities	2,330	63.1%	1,470
Greater Minnesota Parks and Trails	150	50.6%	76
League of Minnesota Cities	1,570	9.8%	154
<b>Total for Entity</b>	<b>\$4,050</b>		<b>\$1,700</b>
<b>City of Grand Meadow</b>			
League of Minnesota Cities	1,355	9.8%	133
<b>Total for Entity</b>	<b>\$1,355</b>		<b>\$133</b>
<b>City of Grand Rapids</b>			
Coalition of Greater Minnesota Cities	17,423	63.1%	10,994
League of Minnesota Cities	10,143	9.8%	994
Minnesota Environmental Science and Economic Review Board	2,673	13.1%	350
Range Association of Municipalities and Schools	950	25.9%	246
<b>Total for Entity</b>	<b>\$31,189</b>		<b>\$12,584</b>



**Table 5**  
**2016 Lobbying Expenditures Paid With Association Dues**  
**Listed by Entity**

<b>Name of Entity (County)</b> <b>Association Name</b>	<b>Total Local Government Dues</b>	<b>Proportion of Dues Used for Lobbying</b>	<b>Total Dues Used for Lobbying</b>
<b>City of Granite Falls</b>			
Coalition of Greater Minnesota Cities	5,139	63.1%	3,243
Coalition of Utility Cities	1,359	100.0%	1,359
Greater Minnesota Parks and Trails	150	50.6%	76
Greater Minnesota Partnership	500	71.2%	356
League of Minnesota Cities	3,070	9.8%	301
Minnesota Environmental Science and Economic Review Board	1,067	13.1%	140
<b>Total for Entity</b>	<b>\$11,285</b>		<b>\$5,475</b>
<b>City of Grant</b>			
League of Minnesota Cities	4,452	9.8%	436
<b>Total for Entity</b>	<b>\$4,452</b>		<b>\$436</b>
<b>City of Grasston</b>			
League of Minnesota Cities	396	9.8%	39
<b>Total for Entity</b>	<b>\$396</b>		<b>\$39</b>
<b>City of Green Isle</b>			
League of Minnesota Cities	713	9.8%	70
<b>Total for Entity</b>	<b>\$713</b>		<b>\$70</b>
<b>City of Greenbush</b>			
League of Minnesota Cities	912	9.8%	89
Minnesota Association of Small Cities	444	70.0%	311
<b>Total for Entity</b>	<b>\$1,356</b>		<b>\$400</b>
<b>City of Greenfield</b>			
League of Minnesota Cities	3,047	9.8%	299
<b>Total for Entity</b>	<b>\$3,047</b>		<b>\$299</b>
<b>City of Greenwald</b>			
League of Minnesota Cities	396	9.8%	39
<b>Total for Entity</b>	<b>\$396</b>		<b>\$39</b>
<b>City of Greenwood</b>			
League of Minnesota Cities	872	9.8%	85
<b>Total for Entity</b>	<b>\$872</b>		<b>\$85</b>

**Table 5**  
**2016 Lobbying Expenditures Paid With Association Dues**  
**Listed by Entity**

<b>Name of Entity (County)</b> <b>Association Name</b>	<b>Total Local Government Dues</b>	<b>Proportion of Dues Used for Lobbying</b>	<b>Total Dues Used for Lobbying</b>
<b>City of Grey Eagle</b>			
League of Minnesota Cities	487	9.8%	48
<b>Total for Entity</b>	<b>\$487</b>		<b>\$48</b>
<b>City of Grove City</b>			
League of Minnesota Cities	796	9.8%	78
Minnesota Association of Small Cities	406	70.0%	284
<b>Total for Entity</b>	<b>\$1,202</b>		<b>\$362</b>
<b>City of Grygla</b>			
League of Minnesota Cities	396	9.8%	39
Minnesota Association of Small Cities	221	70.0%	155
<b>Total for Entity</b>	<b>\$617</b>		<b>\$194</b>
<b>City of Gully</b>			
League of Minnesota Cities	396	9.8%	39
<b>Total for Entity</b>	<b>\$396</b>		<b>\$39</b>
<b>City of Hackensack</b>			
League of Minnesota Cities	469	9.8%	46
Minnesota Association of Small Cities	260	70.0%	182
<b>Total for Entity</b>	<b>\$729</b>		<b>\$228</b>
<b>City of Hadley</b>			
League of Minnesota Cities	396	9.8%	39
<b>Total for Entity</b>	<b>\$396</b>		<b>\$39</b>
<b>City of Hallock</b>			
League of Minnesota Cities	1,137	9.8%	111
<b>Total for Entity</b>	<b>\$1,137</b>		<b>\$111</b>
<b>City of Halstad</b>			
League of Minnesota Cities	758	9.8%	74
<b>Total for Entity</b>	<b>\$758</b>		<b>\$74</b>
<b>City of Ham Lake</b>			
League of Minnesota Cities	13,836	9.8%	1,356
<b>Total for Entity</b>	<b>\$13,836</b>		<b>\$1,356</b>

**Table 5**  
**2016 Lobbying Expenditures Paid With Association Dues**  
**Listed by Entity**

Name of Entity (County) Association Name	Total Local Government Dues	Proportion of Dues Used for Lobbying	Total Dues Used for Lobbying
<b>City of Hamburg</b>			
League of Minnesota Cities	653	9.8%	64
Minnesota Association of Small Cities	351	70.0%	246
<b>Total for Entity</b>	<b>\$1,004</b>		<b>\$310</b>
<b>City of Hammond</b>			
League of Minnesota Cities	396	9.8%	39
<b>Total for Entity</b>	<b>\$396</b>		<b>\$39</b>
<b>City of Hampton</b>			
League of Minnesota Cities	882	9.8%	86
<b>Total for Entity</b>	<b>\$882</b>		<b>\$86</b>
<b>City of Hancock</b>			
League of Minnesota Cities	942	9.8%	92
Minnesota Association of Small Cities	464	70.0%	325
<b>Total for Entity</b>	<b>\$1,406</b>		<b>\$417</b>
<b>City of Hanley Falls</b>			
League of Minnesota Cities	432	9.8%	42
<b>Total for Entity</b>	<b>\$432</b>		<b>\$42</b>
<b>City of Hanover</b>			
Association of Metropolitan Municipalities	150	30.9%	46
League of Minnesota Cities	3,551	9.8%	348
Minnesota Association of Small Cities	1,522	70.0%	1,065
<b>Total for Entity</b>	<b>\$5,223</b>		<b>\$1,459</b>
<b>City of Hanska</b>			
League of Minnesota Cities	531	9.8%	52
Minnesota Association of Small Cities	299	70.0%	209
<b>Total for Entity</b>	<b>\$830</b>		<b>\$261</b>
<b>City of Harding</b>			
League of Minnesota Cities	396	9.8%	39
<b>Total for Entity</b>	<b>\$396</b>		<b>\$39</b>

**Table 5**  
**2016 Lobbying Expenditures Paid With Association Dues**  
**Listed by Entity**

<b>Name of Entity (County)</b> <b>Association Name</b>	<b>Total Local Government Dues</b>	<b>Proportion of Dues Used for Lobbying</b>	<b>Total Dues Used for Lobbying</b>
<b>City of Hardwick</b>			
League of Minnesota Cities	396	9.8%	39
Minnesota Association of Small Cities	209	70.0%	146
<b>Total for Entity</b>	<b>\$605</b>		<b>\$185</b>
<b>City of Harmony</b>			
League of Minnesota Cities	1,208	9.8%	118
Minnesota Association of Small Cities	636	70.0%	445
<b>Total for Entity</b>	<b>\$1,844</b>		<b>\$563</b>
<b>City of Harris</b>			
League of Minnesota Cities	1,317	9.8%	129
<b>Total for Entity</b>	<b>\$1,317</b>		<b>\$129</b>
<b>City of Hartland</b>			
League of Minnesota Cities	458	9.8%	45
Minnesota Association of Small Cities	262	70.0%	183
<b>Total for Entity</b>	<b>\$720</b>		<b>\$228</b>
<b>City of Hastings</b>			
Association of Metropolitan Municipalities	7,710	30.9%	2,382
League of Minnesota Cities	18,097	9.8%	1,774
<b>Total for Entity</b>	<b>\$25,807</b>		<b>\$4,156</b>
<b>City of Hatfield</b>			
League of Minnesota Cities	396	9.8%	39
<b>Total for Entity</b>	<b>\$396</b>		<b>\$39</b>
<b>City of Hawley</b>			
Greater Minnesota Parks and Trails	150	50.6%	76
League of Minnesota Cities	2,451	9.8%	240
Minnesota Association of Small Cities	1,130	70.0%	791
<b>Total for Entity</b>	<b>\$3,731</b>		<b>\$1,107</b>
<b>City of Hayfield</b>			
League of Minnesota Cities	1,535	9.8%	150
Minnesota Association of Small Cities	755	70.0%	528
<b>Total for Entity</b>	<b>\$2,290</b>		<b>\$678</b>

**Table 5**  
**2016 Lobbying Expenditures Paid With Association Dues**  
**Listed by Entity**

<b>Name of Entity (County)</b> <b>Association Name</b>	<b>Total Local Government Dues</b>	<b>Proportion of Dues Used for Lobbying</b>	<b>Total Dues Used for Lobbying</b>
<b>City of Hayward</b>			
League of Minnesota Cities	396	9.8%	39
<b>Total for Entity</b>	<b>\$396</b>		<b>\$39</b>
<b>City of Hazel Run</b>			
League of Minnesota Cities	396	9.8%	39
<b>Total for Entity</b>	<b>\$396</b>		<b>\$39</b>
<b>City of Hector</b>			
League of Minnesota Cities	1,278	9.8%	125
Minnesota Association of Small Cities	668	70.0%	468
<b>Total for Entity</b>	<b>\$1,946</b>		<b>\$593</b>
<b>City of Heidelberg</b>			
League of Minnesota Cities	396	9.8%	39
<b>Total for Entity</b>	<b>\$396</b>		<b>\$39</b>
<b>City of Henderson</b>			
League of Minnesota Cities	1,074	9.8%	105
<b>Total for Entity</b>	<b>\$1,074</b>		<b>\$105</b>
<b>City of Hendricks</b>			
League of Minnesota Cities	876	9.8%	86
Minnesota Association of Small Cities	441	70.0%	309
<b>Total for Entity</b>	<b>\$1,317</b>		<b>\$395</b>
<b>City of Hendrum</b>			
League of Minnesota Cities	444	9.8%	44
Minnesota Association of Small Cities	258	70.0%	181
<b>Total for Entity</b>	<b>\$702</b>		<b>\$225</b>
<b>City of Henning</b>			
League of Minnesota Cities	979	9.8%	96
<b>Total for Entity</b>	<b>\$979</b>		<b>\$96</b>
<b>City of Henriette</b>			
League of Minnesota Cities	396	9.8%	39
Minnesota Association of Small Cities	151	70.0%	106
<b>Total for Entity</b>	<b>\$547</b>		<b>\$145</b>

**Table 5**  
**2016 Lobbying Expenditures Paid With Association Dues**  
**Listed by Entity**

Name of Entity (County) Association Name	Total Local Government Dues	Proportion of Dues Used for Lobbying	Total Dues Used for Lobbying
<b>City of Herman</b>			
League of Minnesota Cities	587	9.8%	58
<b>Total for Entity</b>	<b>\$587</b>		<b>\$58</b>
<b>City of Hermantown</b>			
League of Minnesota Cities	9,400	9.8%	921
<b>Total for Entity</b>	<b>\$9,400</b>		<b>\$921</b>
<b>City of Heron Lake</b>			
League of Minnesota Cities	855	9.8%	84
<b>Total for Entity</b>	<b>\$855</b>		<b>\$84</b>
<b>City of Hewitt</b>			
League of Minnesota Cities	396	9.8%	39
Minnesota Association of Small Cities	240	70.0%	168
<b>Total for Entity</b>	<b>\$636</b>		<b>\$207</b>
<b>City of Hibbing</b>			
League of Minnesota Cities	14,231	9.8%	1,395
Range Association of Municipalities and Schools	1,200	25.9%	311
<b>Total for Entity</b>	<b>\$15,431</b>		<b>\$1,706</b>
<b>City of Hill City</b>			
League of Minnesota Cities	794	9.8%	78
Minnesota Association of Small Cities	405	70.0%	284
<b>Total for Entity</b>	<b>\$1,199</b>		<b>\$362</b>
<b>City of Hills</b>			
League of Minnesota Cities	856	9.8%	84
Minnesota Association of Small Cities	428	70.0%	300
<b>Total for Entity</b>	<b>\$1,284</b>		<b>\$384</b>
<b>City of Hilltop</b>			
League of Minnesota Cities	973	9.8%	95
Minnesota Association of Small Cities	469	70.0%	328
<b>Total for Entity</b>	<b>\$1,442</b>		<b>\$423</b>

**Table 5**  
**2016 Lobbying Expenditures Paid With Association Dues**  
**Listed by Entity**

Name of Entity (County) Association Name	Total Local Government Dues	Proportion of Dues Used for Lobbying	Total Dues Used for Lobbying
<b>City of Hinckley</b>			
Coalition of Greater Minnesota Cities	3,799	63.1%	2,397
League of Minnesota Cities	2,036	9.8%	200
Minnesota Association of Small Cities	960	70.0%	672
<b>Total for Entity</b>	<b>\$6,795</b>		<b>\$3,269</b>
<b>City of Hitterdal</b>			
League of Minnesota Cities	396	9.8%	39
Minnesota Association of Small Cities	210	70.0%	147
<b>Total for Entity</b>	<b>\$606</b>		<b>\$186</b>
<b>City of Hoffman</b>			
League of Minnesota Cities	812	9.8%	80
Minnesota Association of Small Cities	427	70.0%	299
<b>Total for Entity</b>	<b>\$1,239</b>		<b>\$379</b>
<b>City of Hokah</b>			
League of Minnesota Cities	724	9.8%	71
<b>Total for Entity</b>	<b>\$724</b>		<b>\$71</b>
<b>City of Holdingford</b>			
League of Minnesota Cities	889	9.8%	87
Minnesota Association of Small Cities	438	70.0%	307
<b>Total for Entity</b>	<b>\$1,327</b>		<b>\$394</b>
<b>City of Holland</b>			
League of Minnesota Cities	396	9.8%	39
<b>Total for Entity</b>	<b>\$396</b>		<b>\$39</b>
<b>City of Hollandale</b>			
Minnesota Association of Small Cities	256	70.0%	179
<b>Total for Entity</b>	<b>\$256</b>		<b>\$179</b>
<b>City of Holloway</b>			
League of Minnesota Cities	396	9.8%	39
<b>Total for Entity</b>	<b>\$396</b>		<b>\$39</b>

**Table 5**  
**2016 Lobbying Expenditures Paid With Association Dues**  
**Listed by Entity**

<b>Name of Entity (County)</b> <b>Association Name</b>	<b>Total Local Government Dues</b>	<b>Proportion of Dues Used for Lobbying</b>	<b>Total Dues Used for Lobbying</b>
<b>City of Holt</b>			
Minnesota Association of Small Cities	162	70.0%	113
<b>Total for Entity</b>	<b>\$162</b>		<b>\$113</b>
<b>City of Hopkins</b>			
Association of Metropolitan Municipalities	6,730	30.9%	2,080
League of Minnesota Cities	16,348	9.8%	1,602
<b>Total for Entity</b>	<b>\$23,078</b>		<b>\$3,682</b>
<b>City of Houston</b>			
League of Minnesota Cities	1,146	9.8%	112
Minnesota Association of Small Cities	561	70.0%	393
<b>Total for Entity</b>	<b>\$1,707</b>		<b>\$505</b>
<b>City of Howard Lake</b>			
League of Minnesota Cities	2,277	9.8%	223
<b>Total for Entity</b>	<b>\$2,277</b>		<b>\$223</b>
<b>City of Hoyt Lakes</b>			
Coalition of Greater Minnesota Cities	4,086	63.1%	2,578
Coalition of Utility Cities	1,788	100.0%	1,788
Greater Minnesota Partnership	500	71.2%	356
League of Minnesota Cities	2,249	9.8%	220
Minnesota Association of Small Cities	1,108	70.0%	776
Range Association of Municipalities and Schools	700	25.9%	181
<b>Total for Entity</b>	<b>\$10,431</b>		<b>\$5,899</b>
<b>City of Hugo</b>			
Association of Metropolitan Municipalities	5,322	30.9%	1,644
League of Minnesota Cities	12,803	9.8%	1,255
<b>Total for Entity</b>	<b>\$18,125</b>		<b>\$2,899</b>
<b>City of Humboldt</b>			
League of Minnesota Cities	396	9.8%	39
Minnesota Association of Small Cities	140	70.0%	98
<b>Total for Entity</b>	<b>\$536</b>		<b>\$137</b>



**Table 5**  
**2016 Lobbying Expenditures Paid With Association Dues**  
**Listed by Entity**

Name of Entity (County) Association Name	Total Local Government Dues	Proportion of Dues Used for Lobbying	Total Dues Used for Lobbying
<b>City of Hutchinson</b>			
Coalition of Greater Minnesota Cities	27,182	63.1%	17,152
Greater Minnesota Parks and Trails	225	50.6%	114
League of Minnesota Cities	12,670	9.8%	1,242
Minnesota Environmental Science and Economic Review Board	4,016	13.1%	526
<b>Total for Entity</b>	<b>\$44,093</b>		<b>\$19,034</b>
<b>City of Ihlen</b>			
League of Minnesota Cities	396	9.8%	39
<b>Total for Entity</b>	<b>\$396</b>		<b>\$39</b>
<b>City of Independence</b>			
Association of Metropolitan Municipalities	1,728	30.9%	534
League of Minnesota Cities	3,866	9.8%	379
<b>Total for Entity</b>	<b>\$5,594</b>		<b>\$913</b>
<b>City of International Falls</b>			
League of Minnesota Cities	6,459	9.8%	633
<b>Total for Entity</b>	<b>\$6,459</b>		<b>\$633</b>
<b>City of Inver Grove Heights</b>			
Association of Metropolitan Municipalities	9,951	30.9%	3,075
League of Minnesota Cities	23,568	9.8%	2,310
Municipal Legislative Commission	8,708	82.6%	7,193
<b>Total for Entity</b>	<b>\$42,227</b>		<b>\$12,578</b>
<b>City of Iona</b>			
League of Minnesota Cities	396	9.8%	39
<b>Total for Entity</b>	<b>\$396</b>		<b>\$39</b>
<b>City of Iron Junction</b>			
League of Minnesota Cities	396	9.8%	39
Minnesota Association of Small Cities	158	70.0%	111
<b>Total for Entity</b>	<b>\$554</b>		<b>\$150</b>
<b>City of Ironton</b>			
League of Minnesota Cities	735	9.8%	72
<b>Total for Entity</b>	<b>\$735</b>		<b>\$72</b>

**Table 5**  
**2016 Lobbying Expenditures Paid With Association Dues**  
**Listed by Entity**

Name of Entity (County) Association Name	Total Local Government Dues	Proportion of Dues Used for Lobbying	Total Dues Used for Lobbying
<b>City of Isle</b>			
League of Minnesota Cities	941	9.8%	92
Minnesota Association of Small Cities	372	70.0%	260
<b>Total for Entity</b>	<b>\$1,313</b>		<b>\$352</b>
<b>City of Ivanhoe</b>			
League of Minnesota Cities	716	9.8%	70
<b>Total for Entity</b>	<b>\$716</b>		<b>\$70</b>
<b>City of Jackson</b>			
Greater Minnesota Partnership	500	71.2%	356
League of Minnesota Cities	3,650	9.8%	358
<b>Total for Entity</b>	<b>\$4,150</b>		<b>\$714</b>
<b>City of Janesville</b>			
Coalition of Greater Minnesota Cities	4,377	63.1%	2,762
Highway 14 Partnership	1,000	82.7%	827
League of Minnesota Cities	2,529	9.8%	248
<b>Total for Entity</b>	<b>\$7,906</b>		<b>\$3,837</b>
<b>City of Jasper</b>			
League of Minnesota Cities	777	9.8%	76
Minnesota Association of Small Cities	401	70.0%	281
<b>Total for Entity</b>	<b>\$1,178</b>		<b>\$357</b>
<b>City of Jeffers</b>			
League of Minnesota Cities	513	9.8%	50
Minnesota Association of Small Cities	286	70.0%	200
<b>Total for Entity</b>	<b>\$799</b>		<b>\$250</b>
<b>City of Jenkins</b>			
League of Minnesota Cities	610	9.8%	60
<b>Total for Entity</b>	<b>\$610</b>		<b>\$60</b>
<b>City of Jordan</b>			
Association of Metropolitan Municipalities	2,756	30.9%	852
League of Minnesota Cities	6,348	9.8%	622
<b>Total for Entity</b>	<b>\$9,104</b>		<b>\$1,474</b>

**Table 5**  
**2016 Lobbying Expenditures Paid With Association Dues**  
**Listed by Entity**

Name of Entity (County) Association Name	Total Local Government Dues	Proportion of Dues Used for Lobbying	Total Dues Used for Lobbying
<b>City of Kandiyohi</b>			
League of Minnesota Cities	646	9.8%	63
<b>Total for Entity</b>	<b>\$646</b>		<b>\$63</b>
<b>City of Karlstad</b>			
League of Minnesota Cities	934	9.8%	92
<b>Total for Entity</b>	<b>\$934</b>		<b>\$92</b>
<b>City of Kasota</b>			
League of Minnesota Cities	834	9.8%	82
<b>Total for Entity</b>	<b>\$834</b>		<b>\$82</b>
<b>City of Kasson</b>			
Highway 14 Partnership	1,000	82.7%	827
League of Minnesota Cities	6,384	9.8%	626
<b>Total for Entity</b>	<b>\$7,384</b>		<b>\$1,453</b>
<b>City of Keewatin</b>			
League of Minnesota Cities	1,257	9.8%	123
Range Association of Municipalities and Schools	450	25.9%	117
<b>Total for Entity</b>	<b>\$1,707</b>		<b>\$240</b>
<b>City of Kelliher</b>			
League of Minnesota Cities	413	9.8%	40
Minnesota Association of Small Cities	238	70.0%	167
<b>Total for Entity</b>	<b>\$651</b>		<b>\$207</b>
<b>City of Kellogg</b>			
League of Minnesota Cities	593	9.8%	58
Minnesota Association of Small Cities	206	70.0%	144
<b>Total for Entity</b>	<b>\$799</b>		<b>\$202</b>
<b>City of Kennedy</b>			
League of Minnesota Cities	396	9.8%	39
Minnesota Association of Small Cities	209	70.0%	146
<b>Total for Entity</b>	<b>\$605</b>		<b>\$185</b>

**Table 5**  
**2016 Lobbying Expenditures Paid With Association Dues**  
**Listed by Entity**

Name of Entity (County) Association Name	Total Local Government Dues	Proportion of Dues Used for Lobbying	Total Dues Used for Lobbying
<b>City of Kenneth</b>			
League of Minnesota Cities	396	9.8%	39
<b>Total for Entity</b>	<b>\$396</b>		<b>\$39</b>
<b>City of Kensington</b>			
League of Minnesota Cities	450	9.8%	44
<b>Total for Entity</b>	<b>\$450</b>		<b>\$44</b>
<b>City of Kent</b>			
League of Minnesota Cities	396	9.8%	39
<b>Total for Entity</b>	<b>\$396</b>		<b>\$39</b>
<b>City of Kenyon</b>			
League of Minnesota Cities	2,056	9.8%	201
<b>Total for Entity</b>	<b>\$2,056</b>		<b>\$201</b>
<b>City of Kerkhoven</b>			
League of Minnesota Cities	902	9.8%	88
<b>Total for Entity</b>	<b>\$902</b>		<b>\$88</b>
<b>City of Kerrick</b>			
League of Minnesota Cities	396	9.8%	39
<b>Total for Entity</b>	<b>\$396</b>		<b>\$39</b>
<b>City of Kettle River</b>			
League of Minnesota Cities	396	9.8%	39
Minnesota Association of Small Cities	201	70.0%	141
<b>Total for Entity</b>	<b>\$597</b>		<b>\$180</b>
<b>City of Kiester</b>			
League of Minnesota Cities	643	9.8%	63
Minnesota Association of Small Cities	345	70.0%	242
<b>Total for Entity</b>	<b>\$988</b>		<b>\$305</b>
<b>City of Kilkenny</b>			
League of Minnesota Cities	396	9.8%	39
Minnesota Association of Small Cities	174	70.0%	122
<b>Total for Entity</b>	<b>\$570</b>		<b>\$161</b>

**Table 5**  
**2016 Lobbying Expenditures Paid With Association Dues**  
**Listed by Entity**

Name of Entity (County) Association Name	Total Local Government Dues	Proportion of Dues Used for Lobbying	Total Dues Used for Lobbying
<b>City of Kimball</b>			
League of Minnesota Cities	955	9.8%	94
<b>Total for Entity</b>	<b>\$955</b>		<b>\$94</b>
<b>City of Kingston</b>			
League of Minnesota Cities	396	9.8%	39
<b>Total for Entity</b>	<b>\$396</b>		<b>\$39</b>
<b>City of Kinney</b>			
League of Minnesota Cities	396	9.8%	39
Minnesota Association of Small Cities	197	70.0%	138
Range Association of Municipalities and Schools	450	25.9%	117
<b>Total for Entity</b>	<b>\$1,043</b>		<b>\$294</b>
<b>City of La Crescent</b>			
Coalition of Greater Minnesota Cities	7,727	63.1%	4,876
Greater Minnesota Parks and Trails	150	50.6%	76
League of Minnesota Cities	5,486	9.8%	538
<b>Total for Entity</b>	<b>\$13,363</b>		<b>\$5,490</b>
<b>City of La Prairie</b>			
League of Minnesota Cities	836	9.8%	82
Minnesota Association of Small Cities	419	70.0%	293
Range Association of Municipalities and Schools	400	25.9%	104
<b>Total for Entity</b>	<b>\$1,655</b>		<b>\$479</b>
<b>City of La Salle</b>			
League of Minnesota Cities	396	9.8%	39
<b>Total for Entity</b>	<b>\$396</b>		<b>\$39</b>
<b>City of Lafayette</b>			
League of Minnesota Cities	641	9.8%	63
<b>Total for Entity</b>	<b>\$641</b>		<b>\$63</b>
<b>City of Lake Benton</b>			
League of Minnesota Cities	844	9.8%	83
<b>Total for Entity</b>	<b>\$844</b>		<b>\$83</b>

**Table 5**  
**2016 Lobbying Expenditures Paid With Association Dues**  
**Listed by Entity**

<b>Name of Entity (County)</b> <b>Association Name</b>	<b>Total Local Government Dues</b>	<b>Proportion of Dues Used for Lobbying</b>	<b>Total Dues Used for Lobbying</b>
<b>City of Lake Bronson</b>			
League of Minnesota Cities	396	9.8%	39
<b>Total for Entity</b>	<b>\$396</b>		<b>\$39</b>
<b>City of Lake City</b>			
Greater Minnesota Parks and Trails	150	50.6%	76
League of Minnesota Cities	5,452	9.8%	534
<b>Total for Entity</b>	<b>\$5,602</b>		<b>\$610</b>
<b>City of Lake Crystal</b>			
League of Minnesota Cities	2,808	9.8%	275
Minnesota Association of Small Cities	1,347	70.0%	943
<b>Total for Entity</b>	<b>\$4,155</b>		<b>\$1,218</b>
<b>City of Lake Elmo</b>			
Association of Metropolitan Municipalities	3,669	30.9%	1,134
League of Minnesota Cities	8,479	9.8%	831
<b>Total for Entity</b>	<b>\$12,148</b>		<b>\$1,965</b>
<b>City of Lake Henry</b>			
League of Minnesota Cities	396	9.8%	39
<b>Total for Entity</b>	<b>\$396</b>		<b>\$39</b>
<b>City of Lake Lillian</b>			
League of Minnesota Cities	396	9.8%	39
Minnesota Association of Small Cities	227	70.0%	159
<b>Total for Entity</b>	<b>\$623</b>		<b>\$198</b>
<b>City of Lake Park</b>			
League of Minnesota Cities	972	9.8%	95
<b>Total for Entity</b>	<b>\$972</b>		<b>\$95</b>
<b>City of Lake Saint Croix Beach</b>			
Association of Metropolitan Municipalities	532	30.9%	164
League of Minnesota Cities	1,242	9.8%	122
Minnesota Association of Small Cities	623	70.0%	436
<b>Total for Entity</b>	<b>\$2,397</b>		<b>\$722</b>

**Table 5**  
**2016 Lobbying Expenditures Paid With Association Dues**  
**Listed by Entity**

Name of Entity (County) Association Name	Total Local Government Dues	Proportion of Dues Used for Lobbying	Total Dues Used for Lobbying
<b>City of Lake Shore</b>			
League of Minnesota Cities	1,224	9.8%	120
Minnesota Association of Small Cities	602	70.0%	421
<b>Total for Entity</b>	<b>\$1,826</b>		<b>\$541</b>
<b>City of Lake Wilson</b>			
League of Minnesota Cities	396	9.8%	39
<b>Total for Entity</b>	<b>\$396</b>		<b>\$39</b>
<b>City of Lakefield</b>			
League of Minnesota Cities	1,912	9.8%	187
Minnesota Association of Small Cities	920	70.0%	644
Minnesota Environmental Science and Economic Review Board	401	13.1%	53
<b>Total for Entity</b>	<b>\$3,233</b>		<b>\$884</b>
<b>City of Lakeland</b>			
League of Minnesota Cities	2,005	9.8%	196
<b>Total for Entity</b>	<b>\$2,005</b>		<b>\$196</b>
<b>City of Lakeland Shores</b>			
League of Minnesota Cities	446	9.8%	44
Minnesota Association of Small Cities	260	70.0%	182
<b>Total for Entity</b>	<b>\$706</b>		<b>\$226</b>
<b>City of Lakeville</b>			
League of Minnesota Cities	31,423	9.8%	3,079
Municipal Legislative Commission	10,500	82.6%	8,673
<b>Total for Entity</b>	<b>\$41,923</b>		<b>\$11,752</b>
<b>City of Lamberton</b>			
League of Minnesota Cities	976	9.8%	96
Minnesota Association of Small Cities	491	70.0%	344
<b>Total for Entity</b>	<b>\$1,467</b>		<b>\$440</b>
<b>City of Lancaster</b>			
League of Minnesota Cities	500	9.8%	49
<b>Total for Entity</b>	<b>\$500</b>		<b>\$49</b>

**Table 5**  
**2016 Lobbying Expenditures Paid With Association Dues**  
**Listed by Entity**

Name of Entity (County) Association Name	Total Local Government Dues	Proportion of Dues Used for Lobbying	Total Dues Used for Lobbying
<b>City of Landfall</b>			
League of Minnesota Cities	914	9.8%	90
<b>Total for Entity</b>	<b>\$914</b>		<b>\$90</b>
<b>City of Lanesboro</b>			
League of Minnesota Cities	930	9.8%	91
<b>Total for Entity</b>	<b>\$930</b>		<b>\$91</b>
<b>City of Laporte</b>			
League of Minnesota Cities	396	9.8%	39
<b>Total for Entity</b>	<b>\$396</b>		<b>\$39</b>
<b>City of Lastrup</b>			
League of Minnesota Cities	396	9.8%	39
<b>Total for Entity</b>	<b>\$396</b>		<b>\$39</b>
<b>City of Lauderdale</b>			
Association of Metropolitan Municipalities	1,157	30.9%	358
League of Minnesota Cities	2,755	9.8%	270
<b>Total for Entity</b>	<b>\$3,912</b>		<b>\$628</b>
<b>City of Le Center</b>			
League of Minnesota Cities	2,748	9.8%	269
<b>Total for Entity</b>	<b>\$2,748</b>		<b>\$269</b>
<b>City of Le Sueur</b>			
Coalition of Greater Minnesota Cities	6,683	63.1%	4,217
Greater Minnesota Partnership	500	71.2%	356
League of Minnesota Cities	4,387	9.8%	430
Minnesota Environmental Science and Economic Review Board	1,250	13.1%	164
<b>Total for Entity</b>	<b>\$12,820</b>		<b>\$5,167</b>
<b>City of Lengby</b>			
League of Minnesota Cities	396	9.8%	39
Minnesota Association of Small Cities	107	70.0%	75
<b>Total for Entity</b>	<b>\$503</b>		<b>\$114</b>



**Table 5**  
**2016 Lobbying Expenditures Paid With Association Dues**  
**Listed by Entity**

Name of Entity (County) Association Name	Total Local Government Dues	Proportion of Dues Used for Lobbying	Total Dues Used for Lobbying
<b>City of Leonard</b>			
League of Minnesota Cities	396	9.8%	39
<b>Total for Entity</b>	<b>\$396</b>		<b>\$39</b>
<b>City of Leonidas</b>			
League of Minnesota Cities	396	9.8%	39
<b>Total for Entity</b>	<b>\$396</b>		<b>\$39</b>
<b>City of LeRoy</b>			
League of Minnesota Cities	1,111	9.8%	109
<b>Total for Entity</b>	<b>\$1,111</b>		<b>\$109</b>
<b>City of Lester Prairie</b>			
League of Minnesota Cities	1,908	9.8%	187
<b>Total for Entity</b>	<b>\$1,908</b>		<b>\$187</b>
<b>City of Lewiston</b>			
League of Minnesota Cities	1,762	9.8%	173
Minnesota Association of Small Cities	879	70.0%	615
<b>Total for Entity</b>	<b>\$2,641</b>		<b>\$788</b>
<b>City of Lewisville</b>			
League of Minnesota Cities	396	9.8%	39
<b>Total for Entity</b>	<b>\$396</b>		<b>\$39</b>
<b>City of Lexington</b>			
League of Minnesota Cities	2,271	9.8%	223
North Metro I-35W Corridor Coalition	370	93.0%	344
North Metro Mayors Association	2,500	68.5%	1,712
<b>Total for Entity</b>	<b>\$5,141</b>		<b>\$2,279</b>
<b>City of Lilydale</b>			
Association of Metropolitan Municipalities	461	30.9%	142
League of Minnesota Cities	1,107	9.8%	108
<b>Total for Entity</b>	<b>\$1,568</b>		<b>\$250</b>

**Table 5**  
**2016 Lobbying Expenditures Paid With Association Dues**  
**Listed by Entity**

<b>Name of Entity (County)</b> <b>Association Name</b>	<b>Total Local Government Dues</b>	<b>Proportion of Dues Used for Lobbying</b>	<b>Total Dues Used for Lobbying</b>
<b>City of Lindstrom</b>			
Greater Minnesota Parks and Trails	150	50.6%	76
League of Minnesota Cities	4,805	9.8%	471
<b>Total for Entity</b>	<b>\$4,955</b>		<b>\$547</b>
<b>City of Lino Lakes</b>			
League of Minnesota Cities	17,139	9.8%	1,680
<b>Total for Entity</b>	<b>\$17,139</b>		<b>\$1,680</b>
<b>City of Lismore</b>			
League of Minnesota Cities	396	9.8%	39
Minnesota Association of Small Cities	222	70.0%	155
<b>Total for Entity</b>	<b>\$618</b>		<b>\$194</b>
<b>City of Litchfield</b>			
Coalition of Greater Minnesota Cities	10,863	63.1%	6,855
League of Minnesota Cities	6,870	9.8%	673
<b>Total for Entity</b>	<b>\$17,733</b>		<b>\$7,528</b>
<b>City of Little Canada</b>			
League of Minnesota Cities	9,589	9.8%	940
<b>Total for Entity</b>	<b>\$9,589</b>		<b>\$940</b>
<b>City of Little Falls</b>			
Coalition of Greater Minnesota Cities	13,141	63.1%	8,292
Greater Minnesota Parks and Trails	150	50.6%	76
League of Minnesota Cities	8,635	9.8%	846
Minnesota Association of Small Cities	792	70.0%	554
Minnesota Environmental Science and Economic Review Board	2,048	13.1%	268
<b>Total for Entity</b>	<b>\$24,766</b>		<b>\$10,036</b>
<b>City of Littlefork</b>			
League of Minnesota Cities	781	9.8%	77
<b>Total for Entity</b>	<b>\$781</b>		<b>\$77</b>
<b>City of Long Beach</b>			
League of Minnesota Cities	503	9.8%	49
<b>Total for Entity</b>	<b>\$503</b>		<b>\$49</b>

**Table 5**  
**2016 Lobbying Expenditures Paid With Association Dues**  
**Listed by Entity**

<b>Name of Entity (County)</b> <b>Association Name</b>	<b>Total Local Government Dues</b>	<b>Proportion of Dues Used for Lobbying</b>	<b>Total Dues Used for Lobbying</b>
<b>City of Long Lake</b>			
Association of Metropolitan Municipalities	882	30.9%	273
League of Minnesota Cities	2,058	9.8%	202
<b>Total for Entity</b>	<b>\$2,940</b>		<b>\$475</b>
<b>City of Long Prairie</b>			
Coalition of Greater Minnesota Cities	1,473	63.1%	929
League of Minnesota Cities	3,700	9.8%	363
Minnesota Association of Small Cities	1,759	70.0%	1,231
<b>Total for Entity</b>	<b>\$6,932</b>		<b>\$2,523</b>
<b>City of Longville</b>			
League of Minnesota Cities	396	9.8%	39
Minnesota Association of Small Cities	191	70.0%	134
<b>Total for Entity</b>	<b>\$587</b>		<b>\$173</b>
<b>City of Lonsdale</b>			
League of Minnesota Cities	4,175	9.8%	409
<b>Total for Entity</b>	<b>\$4,175</b>		<b>\$409</b>
<b>City of Loretto</b>			
League of Minnesota Cities	817	9.8%	80
Minnesota Association of Small Cities	413	70.0%	289
<b>Total for Entity</b>	<b>\$1,230</b>		<b>\$369</b>
<b>City of Lowry</b>			
League of Minnesota Cities	452	9.8%	44
<b>Total for Entity</b>	<b>\$452</b>		<b>\$44</b>
<b>City of Lucan</b>			
League of Minnesota Cities	396	9.8%	39
Minnesota Association of Small Cities	206	70.0%	144
<b>Total for Entity</b>	<b>\$602</b>		<b>\$183</b>

**Table 5**  
**2016 Lobbying Expenditures Paid With Association Dues**  
**Listed by Entity**

<b>Name of Entity (County)</b> <b>Association Name</b>	<b>Total Local Government Dues</b>	<b>Proportion of Dues Used for Lobbying</b>	<b>Total Dues Used for Lobbying</b>
<b>City of Luverne</b>			
Coalition of Greater Minnesota Cities	7,528	63.1%	4,750
Greater Minnesota Parks and Trails	150	50.6%	76
Greater Minnesota Partnership	500	71.2%	356
League of Minnesota Cities	5,060	9.8%	496
Minnesota Environmental Science and Economic Review Board	1,615	13.1%	212
<b>Total for Entity</b>	<b>\$14,853</b>		<b>\$5,890</b>
<b>City of Lyle</b>			
League of Minnesota Cities	706	9.8%	69
Minnesota Association of Small Cities	368	70.0%	258
<b>Total for Entity</b>	<b>\$1,074</b>		<b>\$327</b>
<b>City of Lynd</b>			
League of Minnesota Cities	606	9.8%	59
Minnesota Association of Small Cities	322	70.0%	225
<b>Total for Entity</b>	<b>\$928</b>		<b>\$284</b>
<b>City of Mabel</b>			
League of Minnesota Cities	944	9.8%	93
Minnesota Association of Small Cities	456	70.0%	319
<b>Total for Entity</b>	<b>\$1,400</b>		<b>\$412</b>
<b>City of Madelia</b>			
League of Minnesota Cities	2,546	9.8%	250
<b>Total for Entity</b>	<b>\$2,546</b>		<b>\$250</b>
<b>City of Madison</b>			
League of Minnesota Cities	1,695	9.8%	166
<b>Total for Entity</b>	<b>\$1,695</b>		<b>\$166</b>
<b>City of Madison Lake</b>			
League of Minnesota Cities	1,361	9.8%	133
<b>Total for Entity</b>	<b>\$1,361</b>		<b>\$133</b>
<b>City of Magnolia</b>			
League of Minnesota Cities	396	9.8%	39
<b>Total for Entity</b>	<b>\$396</b>		<b>\$39</b>

**Table 5**  
**2016 Lobbying Expenditures Paid With Association Dues**  
**Listed by Entity**

<b>Name of Entity (County)</b> <b>Association Name</b>	<b>Total Local Government Dues</b>	<b>Proportion of Dues Used for Lobbying</b>	<b>Total Dues Used for Lobbying</b>
<b>City of Mahanomen</b>			
League of Minnesota Cities	1,401	9.8%	137
Minnesota Association of Small Cities	690	70.0%	483
<b>Total for Entity</b>	<b>\$2,091</b>		<b>\$620</b>
<b>City of Mahtomedi</b>			
Association of Metropolitan Municipalities	3,340	30.9%	1,032
League of Minnesota Cities	7,797	9.8%	764
<b>Total for Entity</b>	<b>\$11,137</b>		<b>\$1,796</b>
<b>City of Manchester</b>			
League of Minnesota Cities	396	9.8%	39
<b>Total for Entity</b>	<b>\$396</b>		<b>\$39</b>
<b>City of Manhattan Beach</b>			
League of Minnesota Cities	780	9.8%	76
<b>Total for Entity</b>	<b>\$780</b>		<b>\$76</b>
<b>City of Mankato</b>			
Coalition of Greater Minnesota Cities	69,319	63.1%	43,740
Greater Minnesota Parks and Trails	300	50.6%	152
Greater Minnesota Partnership	1,500	71.2%	1,068
Highway 14 Partnership	8,000	82.7%	6,616
League of Minnesota Cities	26,509	9.8%	2,598
Minnesota Environmental Science and Economic Review Board	12,480	13.1%	1,635
<b>Total for Entity</b>	<b>\$118,108</b>		<b>\$55,809</b>
<b>City of Mantorville</b>			
League of Minnesota Cities	1,405	9.8%	138
<b>Total for Entity</b>	<b>\$1,405</b>		<b>\$138</b>
<b>City of Maple Grove</b>			
Association of Metropolitan Municipalities	13,621	30.9%	4,209
League of Minnesota Cities	32,070	9.8%	3,143
Municipal Legislative Commission	10,500	82.6%	8,673
North Metro Mayors Association	25,000	68.5%	17,125
<b>Total for Entity</b>	<b>\$81,191</b>		<b>\$33,150</b>

**Table 5**  
**2016 Lobbying Expenditures Paid With Association Dues**  
**Listed by Entity**

<b>Name of Entity (County)</b> <b>Association Name</b>	<b>Total Local Government Dues</b>	<b>Proportion of Dues Used for Lobbying</b>	<b>Total Dues Used for Lobbying</b>
<b>City of Maple Lake</b>			
League of Minnesota Cities	2,346	9.8%	230
<b>Total for Entity</b>	<b>\$2,346</b>		<b>\$230</b>
<b>City of Maple Plain</b>			
Association of Metropolitan Municipalities	850	30.9%	263
League of Minnesota Cities	2,002	9.8%	196
<b>Total for Entity</b>	<b>\$2,852</b>		<b>\$459</b>
<b>City of Mapleton</b>			
League of Minnesota Cities	1,974	9.8%	193
<b>Total for Entity</b>	<b>\$1,974</b>		<b>\$193</b>
<b>City of Maplevue</b>			
League of Minnesota Cities	396	9.8%	39
Minnesota Association of Small Cities	199	70.0%	139
<b>Total for Entity</b>	<b>\$595</b>		<b>\$178</b>
<b>City of Maplewood</b>			
Association of Metropolitan Municipalities	10,799	30.9%	3,337
League of Minnesota Cities	25,632	9.8%	2,512
Municipal Legislative Commission	9,763	82.6%	8,064
<b>Total for Entity</b>	<b>\$46,194</b>		<b>\$13,913</b>
<b>City of Marble</b>			
League of Minnesota Cities	870	9.8%	85
Minnesota Association of Small Cities	218	70.0%	153
Range Association of Municipalities and Schools	400	25.9%	104
<b>Total for Entity</b>	<b>\$1,488</b>		<b>\$342</b>
<b>City of Marietta</b>			
League of Minnesota Cities	396	9.8%	39
<b>Total for Entity</b>	<b>\$396</b>		<b>\$39</b>

**Table 5**  
**2016 Lobbying Expenditures Paid With Association Dues**  
**Listed by Entity**

<b>Name of Entity (County)</b> <b>Association Name</b>	<b>Total Local Government Dues</b>	<b>Proportion of Dues Used for Lobbying</b>	<b>Total Dues Used for Lobbying</b>
<b>City of Marine on Saint Croix</b>			
Association of Metropolitan Municipalities	375	30.9%	116
League of Minnesota Cities	845	9.8%	83
Minnesota Association of Small Cities	430	70.0%	301
<b>Total for Entity</b>	<b>\$1,650</b>		<b>\$500</b>
<b>City of Marshall</b>			
Coalition of Greater Minnesota Cities	26,423	63.1%	16,673
League of Minnesota Cities	12,396	9.8%	1,215
Minnesota Environmental Science and Economic Review Board	3,866	13.1%	506
<b>Total for Entity</b>	<b>\$42,685</b>		<b>\$18,394</b>
<b>City of Mayer</b>			
League of Minnesota Cities	2,187	9.8%	214
<b>Total for Entity</b>	<b>\$2,187</b>		<b>\$214</b>
<b>City of Maynard</b>			
League of Minnesota Cities	512	9.8%	50
Minnesota Association of Small Cities	285	70.0%	200
<b>Total for Entity</b>	<b>\$797</b>		<b>\$250</b>
<b>City of Mazeppa</b>			
League of Minnesota Cities	1,020	9.8%	100
Minnesota Association of Small Cities	499	70.0%	349
<b>Total for Entity</b>	<b>\$1,519</b>		<b>\$449</b>
<b>City of McGrath</b>			
League of Minnesota Cities	396	9.8%	39
<b>Total for Entity</b>	<b>\$396</b>		<b>\$39</b>
<b>City of McGregor</b>			
League of Minnesota Cities	541	9.8%	53
Minnesota Association of Small Cities	312	70.0%	218
<b>Total for Entity</b>	<b>\$853</b>		<b>\$271</b>

**Table 5**  
**2016 Lobbying Expenditures Paid With Association Dues**  
**Listed by Entity**

<b>Name of Entity (County)</b> <b>Association Name</b>	<b>Total Local Government Dues</b>	<b>Proportion of Dues Used for Lobbying</b>	<b>Total Dues Used for Lobbying</b>
<b>City of McIntosh</b>			
League of Minnesota Cities	795	9.8%	78
Minnesota Association of Small Cities	402	70.0%	281
<b>Total for Entity</b>	<b>\$1,197</b>		<b>\$359</b>
<b>City of McKinley</b>			
League of Minnesota Cities	396	9.8%	39
<b>Total for Entity</b>	<b>\$396</b>		<b>\$39</b>
<b>City of Meadowlands</b>			
League of Minnesota Cities	396	9.8%	39
Minnesota Association of Small Cities	180	70.0%	126
<b>Total for Entity</b>	<b>\$576</b>		<b>\$165</b>
<b>City of Medford</b>			
League of Minnesota Cities	1,458	9.8%	143
Minnesota Association of Small Cities	709	70.0%	496
<b>Total for Entity</b>	<b>\$2,167</b>		<b>\$639</b>
<b>City of Medicine Lake</b>			
Association of Metropolitan Municipalities	228	30.9%	70
League of Minnesota Cities	524	9.8%	51
<b>Total for Entity</b>	<b>\$752</b>		<b>\$121</b>
<b>City of Medina</b>			
League of Minnesota Cities	6,192	9.8%	607
<b>Total for Entity</b>	<b>\$6,192</b>		<b>\$607</b>
<b>City of Meire Grove</b>			
League of Minnesota Cities	396	9.8%	39
<b>Total for Entity</b>	<b>\$396</b>		<b>\$39</b>
<b>City of Melrose</b>			
League of Minnesota Cities	3,982	9.8%	390
Minnesota Association of Small Cities	1,819	70.0%	1,273
Minnesota Environmental Science and Economic Review Board	1,307	13.1%	171
<b>Total for Entity</b>	<b>\$7,108</b>		<b>\$1,834</b>



**Table 5**  
**2016 Lobbying Expenditures Paid With Association Dues**  
**Listed by Entity**

Name of Entity (County) Association Name	Total Local Government Dues	Proportion of Dues Used for Lobbying	Total Dues Used for Lobbying
<b>City of Menahga</b>			
League of Minnesota Cities	1,552	9.8%	152
<b>Total for Entity</b>	<b>\$1,552</b>		<b>\$152</b>
<b>City of Mendota</b>			
League of Minnesota Cities	396	9.8%	39
<b>Total for Entity</b>	<b>\$396</b>		<b>\$39</b>
<b>City of Mendota Heights</b>			
Association of Metropolitan Municipalities	4,478	30.9%	1,384
League of Minnesota Cities	10,442	9.8%	1,023
<b>Total for Entity</b>	<b>\$14,920</b>		<b>\$2,407</b>
<b>City of Middle River</b>			
League of Minnesota Cities	458	9.8%	45
Minnesota Association of Small Cities	256	70.0%	179
<b>Total for Entity</b>	<b>\$714</b>		<b>\$224</b>
<b>City of Miesville</b>			
League of Minnesota Cities	396	9.8%	39
<b>Total for Entity</b>	<b>\$396</b>		<b>\$39</b>
<b>City of Milaca</b>			
Greater Minnesota Parks and Trails	150	50.6%	76
League of Minnesota Cities	3,185	9.8%	312
<b>Total for Entity</b>	<b>\$3,335</b>		<b>\$388</b>
<b>City of Milan</b>			
League of Minnesota Cities	509	9.8%	50
Minnesota Association of Small Cities	268	70.0%	188
<b>Total for Entity</b>	<b>\$777</b>		<b>\$238</b>
<b>City of Millerville</b>			
League of Minnesota Cities	396	9.8%	39
<b>Total for Entity</b>	<b>\$396</b>		<b>\$39</b>
<b>City of Millville</b>			
League of Minnesota Cities	396	9.8%	39
<b>Total for Entity</b>	<b>\$396</b>		<b>\$39</b>

**Table 5**  
**2016 Lobbying Expenditures Paid With Association Dues**  
**Listed by Entity**

<b>Name of Entity (County)</b> <b>Association Name</b>	<b>Total Local Government Dues</b>	<b>Proportion of Dues Used for Lobbying</b>	<b>Total Dues Used for Lobbying</b>
<b>City of Milroy</b>			
League of Minnesota Cities	396	9.8%	39
Minnesota Association of Small Cities	233	70.0%	163
<b>Total for Entity</b>	<b>\$629</b>		<b>\$202</b>
<b>City of Miltona</b>			
League of Minnesota Cities	593	9.8%	58
<b>Total for Entity</b>	<b>\$593</b>		<b>\$58</b>
<b>City of Minneapolis</b>			
Association of Metropolitan Municipalities	29,323	30.9%	9,061
League of Minnesota Cities	69,498	9.8%	6,811
<b>Total for Entity</b>	<b>\$98,821</b>		<b>\$15,872</b>
<b>City of Minneiska</b>			
League of Minnesota Cities	396	9.8%	39
<b>Total for Entity</b>	<b>\$396</b>		<b>\$39</b>
<b>City of Minneota</b>			
League of Minnesota Cities	1,574	9.8%	154
<b>Total for Entity</b>	<b>\$1,574</b>		<b>\$154</b>
<b>City of Minnesota City</b>			
League of Minnesota Cities	396	9.8%	39
<b>Total for Entity</b>	<b>\$396</b>		<b>\$39</b>
<b>City of Minnesota Lake</b>			
League of Minnesota Cities	838	9.8%	82
<b>Total for Entity</b>	<b>\$838</b>		<b>\$82</b>
<b>City of Minnetonka</b>			
Association of Metropolitan Municipalities	12,930	30.9%	3,995
League of Minnesota Cities	30,377	9.8%	2,977
Municipal Legislative Commission	10,500	82.6%	8,673
<b>Total for Entity</b>	<b>\$53,807</b>		<b>\$15,645</b>

**Table 5**  
**2016 Lobbying Expenditures Paid With Association Dues**  
**Listed by Entity**

<b>Name of Entity (County)</b> <b>Association Name</b>	<b>Total Local Government Dues</b>	<b>Proportion of Dues Used for Lobbying</b>	<b>Total Dues Used for Lobbying</b>
<b>City of Minnetonka Beach</b>			
Association of Metropolitan Municipalities	307	30.9%	95
League of Minnesota Cities	714	9.8%	70
<b>Total for Entity</b>	<b>\$1,021</b>		<b>\$165</b>
<b>City of Minnetrista</b>			
Association of Metropolitan Municipalities	2,947	30.9%	911
League of Minnesota Cities	7,099	9.8%	696
<b>Total for Entity</b>	<b>\$10,046</b>		<b>\$1,607</b>
<b>City of Montevideo</b>			
League of Minnesota Cities	5,645	9.8%	553
<b>Total for Entity</b>	<b>\$5,645</b>		<b>\$553</b>
<b>City of Montgomery</b>			
League of Minnesota Cities	3,234	9.8%	317
Minnesota Association of Small Cities	1,537	70.0%	1,076
<b>Total for Entity</b>	<b>\$4,771</b>		<b>\$1,393</b>
<b>City of Monticello</b>			
Coalition of Utility Cities	16,676	100.0%	16,676
Greater Minnesota Parks and Trails	225	50.6%	114
League of Minnesota Cities	12,046	9.8%	1,181
<b>Total for Entity</b>	<b>\$28,947</b>		<b>\$17,971</b>
<b>City of Montrose</b>			
League of Minnesota Cities	6,643	9.8%	651
Minnesota Association of Small Cities	1,537	70.0%	1,076
<b>Total for Entity</b>	<b>\$8,180</b>		<b>\$1,727</b>
<b>City of Moorhead</b>			
Coalition of Greater Minnesota Cities	66,545	63.1%	41,990
Greater Minnesota Parks and Trails	300	50.6%	152
Greater Minnesota Partnership	5,000	71.2%	3,560
League of Minnesota Cities	26,586	9.8%	2,605
Minnesota Environmental Science and Economic Review Board	13,476	13.1%	1,765
<b>Total for Entity</b>	<b>\$111,907</b>		<b>\$50,072</b>

**Table 5**  
**2016 Lobbying Expenditures Paid With Association Dues**  
**Listed by Entity**

<b>Name of Entity (County)</b> <b>Association Name</b>	<b>Total Local Government Dues</b>	<b>Proportion of Dues Used for Lobbying</b>	<b>Total Dues Used for Lobbying</b>
<b>City of Moose Lake</b>			
League of Minnesota Cities	3,087	9.8%	303
<b>Total for Entity</b>	<b>\$3,087</b>		<b>\$303</b>
<b>City of Mora</b>			
League of Minnesota Cities	3,816	9.8%	374
<b>Total for Entity</b>	<b>\$3,816</b>		<b>\$374</b>
<b>City of Morgan</b>			
League of Minnesota Cities	1,053	9.8%	103
<b>Total for Entity</b>	<b>\$1,053</b>		<b>\$103</b>
<b>City of Morris</b>			
Coalition of Greater Minnesota Cities	9,054	63.1%	5,713
League of Minnesota Cities	5,722	9.8%	561
<b>Total for Entity</b>	<b>\$14,776</b>		<b>\$6,274</b>
<b>City of Morristown</b>			
League of Minnesota Cities	1,186	9.8%	116
Minnesota Association of Small Cities	568	70.0%	398
<b>Total for Entity</b>	<b>\$1,754</b>		<b>\$514</b>
<b>City of Morton</b>			
League of Minnesota Cities	538	9.8%	53
Minnesota Association of Small Cities	305	70.0%	214
<b>Total for Entity</b>	<b>\$843</b>		<b>\$267</b>
<b>City of Motley</b>			
League of Minnesota Cities	826	9.8%	81
<b>Total for Entity</b>	<b>\$826</b>		<b>\$81</b>
<b>City of Mound</b>			
League of Minnesota Cities	8,963	9.8%	878
<b>Total for Entity</b>	<b>\$8,963</b>		<b>\$878</b>

**Table 5**  
**2016 Lobbying Expenditures Paid With Association Dues**  
**Listed by Entity**

<b>Name of Entity (County)</b> <b>Association Name</b>	<b>Total Local Government Dues</b>	<b>Proportion of Dues Used for Lobbying</b>	<b>Total Dues Used for Lobbying</b>
<b>City of Mounds View</b>			
Association of Metropolitan Municipalities	4,836	30.9%	1,494
League of Minnesota Cities	11,825	9.8%	1,159
North Metro I-35W Corridor Coalition	2,763	93.0%	2,570
North Metro Mayors Association	5,343	68.5%	3,660
<b>Total for Entity</b>	<b>\$24,767</b>		<b>\$8,883</b>
<b>City of Mountain Iron</b>			
Coalition of Greater Minnesota Cities	5,174	63.1%	3,265
Greater Minnesota Partnership	500	71.2%	356
League of Minnesota Cities	3,168	9.8%	310
Minnesota Association of Small Cities	1,491	70.0%	1,044
Range Association of Municipalities and Schools	700	25.9%	181
<b>Total for Entity</b>	<b>\$11,033</b>		<b>\$5,156</b>
<b>City of Mountain Lake</b>			
League of Minnesota Cities	2,382	9.8%	233
<b>Total for Entity</b>	<b>\$2,382</b>		<b>\$233</b>
<b>City of Murdock</b>			
League of Minnesota Cities	408	9.8%	40
Minnesota Association of Small Cities	245	70.0%	172
<b>Total for Entity</b>	<b>\$653</b>		<b>\$212</b>
<b>City of Myrtle</b>			
League of Minnesota Cities	396	9.8%	39
Minnesota Association of Small Cities	142	70.0%	99
<b>Total for Entity</b>	<b>\$538</b>		<b>\$138</b>
<b>City of Nashua</b>			
League of Minnesota Cities	396	9.8%	39
<b>Total for Entity</b>	<b>\$396</b>		<b>\$39</b>

**Table 5**  
**2016 Lobbying Expenditures Paid With Association Dues**  
**Listed by Entity**

<b>Name of Entity (County)</b> <b>Association Name</b>	<b>Total Local Government Dues</b>	<b>Proportion of Dues Used for Lobbying</b>	<b>Total Dues Used for Lobbying</b>
<b>City of Nashwauk</b>			
League of Minnesota Cities	1,170	9.8%	115
Minnesota Association of Small Cities	562	70.0%	393
Range Association of Municipalities and Schools	700	25.9%	181
<b>Total for Entity</b>	<b>\$2,432</b>		<b>\$689</b>
<b>City of Nassau</b>			
League of Minnesota Cities	396	9.8%	39
Minnesota Association of Small Cities	154	70.0%	108
<b>Total for Entity</b>	<b>\$550</b>		<b>\$147</b>
<b>City of Nelson</b>			
League of Minnesota Cities	384	9.8%	38
<b>Total for Entity</b>	<b>\$384</b>		<b>\$38</b>
<b>City of Nerstrand</b>			
League of Minnesota Cities	459	9.8%	45
<b>Total for Entity</b>	<b>\$459</b>		<b>\$45</b>
<b>City of Nevis</b>			
League of Minnesota Cities	567	9.8%	56
Minnesota Association of Small Cities	283	70.0%	198
<b>Total for Entity</b>	<b>\$850</b>		<b>\$254</b>
<b>City of New Auburn</b>			
League of Minnesota Cities	604	9.8%	59
Minnesota Association of Small Cities	325	70.0%	228
<b>Total for Entity</b>	<b>\$929</b>		<b>\$287</b>
<b>City of New Brighton</b>			
Association of Metropolitan Municipalities	7,623	30.9%	2,356
North Metro I-35W Corridor Coalition	5,088	93.0%	4,732
North Metro Mayors Association	9,974	68.5%	6,832
<b>Total for Entity</b>	<b>\$22,685</b>		<b>\$13,920</b>

**Table 5**  
**2016 Lobbying Expenditures Paid With Association Dues**  
**Listed by Entity**

<b>Name of Entity (County)</b> <b>Association Name</b>	<b>Total Local Government Dues</b>	<b>Proportion of Dues Used for Lobbying</b>	<b>Total Dues Used for Lobbying</b>
<b>City of New Germany</b>			
League of Minnesota Cities	579	9.8%	57
Minnesota Association of Small Cities	287	70.0%	201
<b>Total for Entity</b>	<b>\$866</b>		<b>\$258</b>
<b>City of New Hope</b>			
Association of Metropolitan Municipalities	7,393	30.9%	2,284
League of Minnesota Cities	17,451	9.8%	1,710
North Metro Mayors Association	9,404	68.5%	6,442
<b>Total for Entity</b>	<b>\$34,248</b>		<b>\$10,436</b>
<b>City of New London</b>			
League of Minnesota Cities	1,536	9.8%	151
<b>Total for Entity</b>	<b>\$1,536</b>		<b>\$151</b>
<b>City of New Munich</b>			
League of Minnesota Cities	477	9.8%	47
Minnesota Association of Small Cities	287	70.0%	201
<b>Total for Entity</b>	<b>\$764</b>		<b>\$248</b>
<b>City of New Prague</b>			
League of Minnesota Cities	7,233	9.8%	709
<b>Total for Entity</b>	<b>\$7,233</b>		<b>\$709</b>
<b>City of New Richland</b>			
League of Minnesota Cities	1,402	9.8%	137
<b>Total for Entity</b>	<b>\$1,402</b>		<b>\$137</b>
<b>City of New Trier</b>			
League of Minnesota Cities	396	9.8%	39
Minnesota Association of Small Cities	170	70.0%	119
<b>Total for Entity</b>	<b>\$566</b>		<b>\$158</b>

**Table 5**  
**2016 Lobbying Expenditures Paid With Association Dues**  
**Listed by Entity**

<b>Name of Entity (County)</b> <b>Association Name</b>	<b>Total Local Government Dues</b>	<b>Proportion of Dues Used for Lobbying</b>	<b>Total Dues Used for Lobbying</b>
<b>City of New Ulm</b>			
Coalition of Greater Minnesota Cities	26,055	63.1%	16,441
Greater Minnesota Parks and Trails	450	50.6%	228
Greater Minnesota Partnership	1,500	71.2%	1,068
Highway 14 Partnership	2,500	82.7%	2,068
League of Minnesota Cities	12,244	9.8%	1,200
Minnesota Environmental Science and Economic Review Board	4,223	13.1%	553
<b>Total for Entity</b>	<b>\$46,972</b>		<b>\$21,558</b>
<b>City of New York Mills</b>			
League of Minnesota Cities	1,424	9.8%	140
Minnesota Association of Small Cities	690	70.0%	483
<b>Total for Entity</b>	<b>\$2,114</b>		<b>\$623</b>
<b>City of Newfolden</b>			
League of Minnesota Cities	533	9.8%	52
<b>Total for Entity</b>	<b>\$533</b>		<b>\$52</b>
<b>City of Newport</b>			
Association of Metropolitan Municipalities	1,613	30.9%	498
League of Minnesota Cities	3,883	9.8%	381
<b>Total for Entity</b>	<b>\$5,496</b>		<b>\$879</b>
<b>City of Nicollet</b>			
Highway 14 Partnership	1,000	82.7%	827
League of Minnesota Cities	1,309	9.8%	128
Minnesota Association of Small Cities	612	70.0%	428
<b>Total for Entity</b>	<b>\$2,921</b>		<b>\$1,383</b>
<b>City of Nielsville</b>			
League of Minnesota Cities	396	9.8%	39
<b>Total for Entity</b>	<b>\$396</b>		<b>\$39</b>
<b>City of Nisswa</b>			
League of Minnesota Cities	2,249	9.8%	220
<b>Total for Entity</b>	<b>\$2,249</b>		<b>\$220</b>



**Table 5**  
**2016 Lobbying Expenditures Paid With Association Dues**  
**Listed by Entity**

<b>Name of Entity (County)</b> <b>Association Name</b>	<b>Total Local Government Dues</b>	<b>Proportion of Dues Used for Lobbying</b>	<b>Total Dues Used for Lobbying</b>
<b>City of Norcross</b>			
League of Minnesota Cities	396	9.8%	39
Minnesota Association of Small Cities	152	70.0%	106
<b>Total for Entity</b>	<b>\$548</b>		<b>\$145</b>
<b>City of North Branch</b>			
League of Minnesota Cities	9,878	9.8%	968
<b>Total for Entity</b>	<b>\$9,878</b>		<b>\$968</b>
<b>City of North Mankato</b>			
Coalition of Greater Minnesota Cities	26,135	63.1%	16,491
Greater Minnesota Parks and Trails	225	50.6%	114
Highway 14 Partnership	2,500	82.7%	2,068
League of Minnesota Cities	12,321	9.8%	1,207
<b>Total for Entity</b>	<b>\$41,181</b>		<b>\$19,880</b>
<b>City of North Oaks</b>			
League of Minnesota Cities	5,378	9.8%	527
<b>Total for Entity</b>	<b>\$5,378</b>		<b>\$527</b>
<b>City of North Saint Paul</b>			
Association of Metropolitan Municipalities	4,723	30.9%	1,459
League of Minnesota Cities	11,168	9.8%	1,094
<b>Total for Entity</b>	<b>\$15,891</b>		<b>\$2,553</b>
<b>City of Northfield</b>			
League of Minnesota Cities	17,051	9.8%	1,671
Minnesota Environmental Science and Economic Review Board	3,518	13.1%	461
<b>Total for Entity</b>	<b>\$20,569</b>		<b>\$2,132</b>
<b>City of Northome</b>			
League of Minnesota Cities	396	9.8%	39
<b>Total for Entity</b>	<b>\$396</b>		<b>\$39</b>
<b>City of Northrop</b>			
League of Minnesota Cities	396	9.8%	39
Minnesota Association of Small Cities	225	70.0%	158
<b>Total for Entity</b>	<b>\$621</b>		<b>\$197</b>

**Table 5**  
**2016 Lobbying Expenditures Paid With Association Dues**  
**Listed by Entity**

<b>Name of Entity (County)</b> <b>Association Name</b>	<b>Total Local Government Dues</b>	<b>Proportion of Dues Used for Lobbying</b>	<b>Total Dues Used for Lobbying</b>
<b>City of Norwood Young America</b>			
League of Minnesota Cities	4,092	9.8%	401
<b>Total for Entity</b>	<b>\$4,092</b>		<b>\$401</b>
<b>City of Nowthen</b>			
League of Minnesota Cities	4,766	9.8%	467
<b>Total for Entity</b>	<b>\$4,766</b>		<b>\$467</b>
<b>City of Oak Grove</b>			
League of Minnesota Cities	8,197	9.8%	803
<b>Total for Entity</b>	<b>\$8,197</b>		<b>\$803</b>
<b>City of Oak Park Heights</b>			
Association of Metropolitan Municipalities	2,232	30.9%	690
Coalition of Utility Cities	5,482	100.0%	5,482
League of Minnesota Cities	5,059	9.8%	496
Minnesota Association of Small Cities	2,390	70.0%	1,673
<b>Total for Entity</b>	<b>\$15,163</b>		<b>\$8,341</b>
<b>City of Oakdale</b>			
Association of Metropolitan Municipalities	8,759	30.9%	2,707
League of Minnesota Cities	20,520	9.8%	2,011
Municipal Legislative Commission	5,373	82.6%	4,438
<b>Total for Entity</b>	<b>\$34,652</b>		<b>\$9,156</b>
<b>City of Odessa</b>			
League of Minnesota Cities	396	9.8%	39
<b>Total for Entity</b>	<b>\$396</b>		<b>\$39</b>
<b>City of Odin</b>			
League of Minnesota Cities	396	9.8%	39
<b>Total for Entity</b>	<b>\$396</b>		<b>\$39</b>
<b>City of Ogema</b>			
League of Minnesota Cities	396	9.8%	39
<b>Total for Entity</b>	<b>\$396</b>		<b>\$39</b>

**Table 5**  
**2016 Lobbying Expenditures Paid With Association Dues**  
**Listed by Entity**

Name of Entity (County) Association Name	Total Local Government Dues	Proportion of Dues Used for Lobbying	Total Dues Used for Lobbying
<b>City of Ogilvie</b>			
League of Minnesota Cities	507	9.8%	50
Minnesota Association of Small Cities	300	70.0%	210
<b>Total for Entity</b>	<b>\$807</b>		<b>\$260</b>
<b>City of Okabena</b>			
League of Minnesota Cities	396	9.8%	39
Minnesota Association of Small Cities	205	70.0%	144
<b>Total for Entity</b>	<b>\$601</b>		<b>\$183</b>
<b>City of Oklee</b>			
League of Minnesota Cities	597	9.8%	59
<b>Total for Entity</b>	<b>\$597</b>		<b>\$59</b>
<b>City of Olivia</b>			
Coalition of Greater Minnesota Cities	4,641	63.1%	2,928
Greater Minnesota Parks and Trails	150	50.6%	76
League of Minnesota Cities	2,686	9.8%	263
Minnesota Association of Small Cities	1,318	70.0%	923
Minnesota Environmental Science and Economic Review Board	927	13.1%	121
<b>Total for Entity</b>	<b>\$9,722</b>		<b>\$4,311</b>
<b>City of Onamia</b>			
League of Minnesota Cities	1,047	9.8%	103
Minnesota Association of Small Cities	512	70.0%	358
<b>Total for Entity</b>	<b>\$1,559</b>		<b>\$461</b>
<b>City of Ormsby</b>			
League of Minnesota Cities	396	9.8%	39
<b>Total for Entity</b>	<b>\$396</b>		<b>\$39</b>
<b>City of Orono</b>			
Association of Metropolitan Municipalities	3,245	30.9%	1,003
League of Minnesota Cities	7,480	9.8%	733
<b>Total for Entity</b>	<b>\$10,725</b>		<b>\$1,736</b>

**Table 5**  
**2016 Lobbying Expenditures Paid With Association Dues**  
**Listed by Entity**

Name of Entity (County) Association Name	Total Local Government Dues	Proportion of Dues Used for Lobbying	Total Dues Used for Lobbying
<b>City of Oronoco</b>			
League of Minnesota Cities	1,647	9.8%	161
<b>Total for Entity</b>	<b>\$1,647</b>		<b>\$161</b>
<b>City of Orr</b>			
League of Minnesota Cities	448	9.8%	44
Minnesota Association of Small Cities	227	70.0%	159
<b>Total for Entity</b>	<b>\$675</b>		<b>\$203</b>
<b>City of Ortonville</b>			
Coalition of Greater Minnesota Cities	3,895	63.1%	2,458
Greater Minnesota Partnership	500	71.2%	356
League of Minnesota Cities	2,071	9.8%	203
Minnesota Association of Small Cities	1,012	70.0%	708
<b>Total for Entity</b>	<b>\$7,478</b>		<b>\$3,725</b>
<b>City of Osakis</b>			
Coalition of Greater Minnesota Cities	936	63.1%	591
League of Minnesota Cities	1,975	9.8%	194
<b>Total for Entity</b>	<b>\$2,911</b>		<b>\$785</b>
<b>City of Oslo</b>			
League of Minnesota Cities	455	9.8%	45
Minnesota Association of Small Cities	269	70.0%	188
<b>Total for Entity</b>	<b>\$724</b>		<b>\$233</b>
<b>City of Osseo</b>			
Association of Metropolitan Municipalities	1,148	30.9%	355
League of Minnesota Cities	2,915	9.8%	286
North Metro Mayors Association	2,500	68.5%	1,712
<b>Total for Entity</b>	<b>\$6,563</b>		<b>\$2,353</b>
<b>City of Ostrander</b>			
League of Minnesota Cities	401	9.8%	39
Minnesota Association of Small Cities	234	70.0%	164
<b>Total for Entity</b>	<b>\$635</b>		<b>\$203</b>

**Table 5**  
**2016 Lobbying Expenditures Paid With Association Dues**  
**Listed by Entity**

<b>Name of Entity (County)</b> <b>Association Name</b>	<b>Total Local Government Dues</b>	<b>Proportion of Dues Used for Lobbying</b>	<b>Total Dues Used for Lobbying</b>
<b>City of Otsego</b>			
League of Minnesota Cities	13,617	9.8%	1,334
<b>Total for Entity</b>	<b>\$13,617</b>		<b>\$1,334</b>
<b>City of Ottertail</b>			
League of Minnesota Cities	775	9.8%	76
Minnesota Association of Small Cities	377	70.0%	264
<b>Total for Entity</b>	<b>\$1,152</b>		<b>\$340</b>
<b>City of Owatonna</b>			
Coalition of Greater Minnesota Cities	54,221	63.1%	34,213
Greater Minnesota Parks and Trails	300	50.6%	152
Highway 14 Partnership	8,000	82.7%	6,616
League of Minnesota Cities	19,464	9.8%	1,907
Minnesota Environmental Science and Economic Review Board	4,930	13.1%	646
<b>Total for Entity</b>	<b>\$86,915</b>		<b>\$43,534</b>
<b>City of Palisade</b>			
League of Minnesota Cities	396	9.8%	39
Minnesota Association of Small Cities	195	70.0%	136
<b>Total for Entity</b>	<b>\$591</b>		<b>\$175</b>
<b>City of Park Rapids</b>			
Coalition of Greater Minnesota Cities	6,374	63.1%	4,022
League of Minnesota Cities	4,245	9.8%	416
<b>Total for Entity</b>	<b>\$10,619</b>		<b>\$4,438</b>
<b>City of Parkers Prairie</b>			
League of Minnesota Cities	1,199	9.8%	118
<b>Total for Entity</b>	<b>\$1,199</b>		<b>\$118</b>
<b>City of Paynesville</b>			
League of Minnesota Cities	2,704	9.8%	265
Minnesota Association of Small Cities	1,295	70.0%	906
<b>Total for Entity</b>	<b>\$3,999</b>		<b>\$1,171</b>

**Table 5**  
**2016 Lobbying Expenditures Paid With Association Dues**  
**Listed by Entity**

<b>Name of Entity (County)</b> <b>Association Name</b>	<b>Total Local Government Dues</b>	<b>Proportion of Dues Used for Lobbying</b>	<b>Total Dues Used for Lobbying</b>
<b>City of Pelican Rapids</b>			
Coalition of Greater Minnesota Cities	4,669	63.1%	2,946
Greater Minnesota Partnership	500	71.2%	356
League of Minnesota Cities	2,762	9.8%	271
<b>Total for Entity</b>	<b>\$7,931</b>		<b>\$3,573</b>
<b>City of Pemberton</b>			
League of Minnesota Cities	396	9.8%	39
<b>Total for Entity</b>	<b>\$396</b>		<b>\$39</b>
<b>City of Pennock</b>			
League of Minnesota Cities	679	9.8%	67
Minnesota Association of Small Cities	350	70.0%	245
<b>Total for Entity</b>	<b>\$1,029</b>		<b>\$312</b>
<b>City of Pequot Lakes</b>			
League of Minnesota Cities	2,522	9.8%	247
<b>Total for Entity</b>	<b>\$2,522</b>		<b>\$247</b>
<b>City of Perham</b>			
Coalition of Greater Minnesota Cities	5,363	63.1%	3,384
Greater Minnesota Parks and Trails	150	50.6%	76
Greater Minnesota Partnership	500	71.2%	356
League of Minnesota Cities	3,569	9.8%	350
<b>Total for Entity</b>	<b>\$9,582</b>		<b>\$4,166</b>
<b>City of Perley</b>			
League of Minnesota Cities	396	9.8%	39
Minnesota Association of Small Cities	161	70.0%	113
<b>Total for Entity</b>	<b>\$557</b>		<b>\$152</b>
<b>City of Peterson</b>			
League of Minnesota Cities	396	9.8%	39
<b>Total for Entity</b>	<b>\$396</b>		<b>\$39</b>
<b>City of Pierz</b>			
League of Minnesota Cities	1,578	9.8%	155
<b>Total for Entity</b>	<b>\$1,578</b>		<b>\$155</b>

**Table 5**  
**2016 Lobbying Expenditures Paid With Association Dues**  
**Listed by Entity**

<b>Name of Entity (County)</b> <b>Association Name</b>	<b>Total Local Government Dues</b>	<b>Proportion of Dues Used for Lobbying</b>	<b>Total Dues Used for Lobbying</b>
<b>City of Pillager</b>			
League of Minnesota Cities	624	9.8%	61
Minnesota Association of Small Cities	286	70.0%	200
<b>Total for Entity</b>	<b>\$910</b>		<b>\$261</b>
<b>City of Pine City</b>			
League of Minnesota Cities	3,508	9.8%	344
<b>Total for Entity</b>	<b>\$3,508</b>		<b>\$344</b>
<b>City of Pine Island</b>			
League of Minnesota Cities	3,663	9.8%	359
<b>Total for Entity</b>	<b>\$3,663</b>		<b>\$359</b>
<b>City of Pine River</b>			
League of Minnesota Cities	1,122	9.8%	110
<b>Total for Entity</b>	<b>\$1,122</b>		<b>\$110</b>
<b>City of Pine Springs</b>			
League of Minnesota Cities	572	9.8%	56
Minnesota Association of Small Cities	298	70.0%	209
<b>Total for Entity</b>	<b>\$870</b>		<b>\$265</b>
<b>City of Pipestone</b>			
Coalition of Greater Minnesota Cities	5,227	63.1%	3,298
League of Minnesota Cities	4,530	9.8%	444
<b>Total for Entity</b>	<b>\$9,757</b>		<b>\$3,742</b>
<b>City of Plainview</b>			
Coalition of Greater Minnesota Cities	5,771	63.1%	3,642
League of Minnesota Cities	3,610	9.8%	354
<b>Total for Entity</b>	<b>\$9,381</b>		<b>\$3,996</b>
<b>City of Plato</b>			
League of Minnesota Cities	461	9.8%	45
<b>Total for Entity</b>	<b>\$461</b>		<b>\$45</b>

**Table 5**  
**2016 Lobbying Expenditures Paid With Association Dues**  
**Listed by Entity**

<b>Name of Entity (County)</b> <b>Association Name</b>	<b>Total Local Government Dues</b>	<b>Proportion of Dues Used for Lobbying</b>	<b>Total Dues Used for Lobbying</b>
<b>City of Plummer</b>			
League of Minnesota Cities	446	9.8%	44
Minnesota Association of Small Cities	251	70.0%	176
<b>Total for Entity</b>	<b>\$697</b>		<b>\$220</b>
<b>City of Plymouth</b>			
Association of Metropolitan Municipalities	14,115	30.9%	4,362
League of Minnesota Cities	33,254	9.8%	3,259
Municipal Legislative Commission	10,500	82.6%	8,673
Suburban Transit Association	9,500	99.8%	9,481
<b>Total for Entity</b>	<b>\$67,369</b>		<b>\$25,775</b>
<b>City of Porter</b>			
League of Minnesota Cities	396	9.8%	39
<b>Total for Entity</b>	<b>\$396</b>		<b>\$39</b>
<b>City of Preston</b>			
League of Minnesota Cities	1,524	9.8%	149
<b>Total for Entity</b>	<b>\$1,524</b>		<b>\$149</b>
<b>City of Princeton</b>			
Coalition of Greater Minnesota Cities	7,551	63.1%	4,765
Greater Minnesota Parks and Trails	150	50.6%	76
League of Minnesota Cities	5,090	9.8%	499
<b>Total for Entity</b>	<b>\$12,791</b>		<b>\$5,340</b>
<b>City of Prinsburg</b>			
League of Minnesota Cities	662	9.8%	65
Minnesota Association of Small Cities	344	70.0%	241
<b>Total for Entity</b>	<b>\$1,006</b>		<b>\$306</b>
<b>City of Prior Lake</b>			
Association of Metropolitan Municipalities	8,019	30.9%	2,478
<b>Total for Entity</b>	<b>\$8,019</b>		<b>\$2,478</b>
<b>City of Proctor</b>			
League of Minnesota Cities	3,368	9.8%	330
<b>Total for Entity</b>	<b>\$3,368</b>		<b>\$330</b>



**Table 5**  
**2016 Lobbying Expenditures Paid With Association Dues**  
**Listed by Entity**

<b>Name of Entity (County)</b> <b>Association Name</b>	<b>Total Local Government Dues</b>	<b>Proportion of Dues Used for Lobbying</b>	<b>Total Dues Used for Lobbying</b>
<b>City of Quamba</b>			
League of Minnesota Cities	396	9.8%	39
Minnesota Association of Small Cities	175	70.0%	122
<b>Total for Entity</b>	<b>\$571</b>		<b>\$161</b>
<b>City of Racine</b>			
League of Minnesota Cities	587	9.8%	58
<b>Total for Entity</b>	<b>\$587</b>		<b>\$58</b>
<b>City of Ramsey</b>			
League of Minnesota Cities	19,279	9.8%	1,889
North Metro Mayors Association	11,396	68.5%	7,806
<b>Total for Entity</b>	<b>\$30,675</b>		<b>\$9,695</b>
<b>City of Randall</b>			
League of Minnesota Cities	798	9.8%	78
<b>Total for Entity</b>	<b>\$798</b>		<b>\$78</b>
<b>City of Randolph</b>			
League of Minnesota Cities	617	9.8%	60
<b>Total for Entity</b>	<b>\$617</b>		<b>\$60</b>
<b>City of Ranier</b>			
League of Minnesota Cities	736	9.8%	72
Minnesota Association of Small Cities	185	70.0%	130
<b>Total for Entity</b>	<b>\$921</b>		<b>\$202</b>
<b>City of Raymond</b>			
League of Minnesota Cities	944	9.8%	93
Minnesota Association of Small Cities	464	70.0%	325
<b>Total for Entity</b>	<b>\$1,408</b>		<b>\$418</b>
<b>City of Red Lake Falls</b>			
League of Minnesota Cities	1,603	9.8%	157
Minnesota Association of Small Cities	792	70.0%	554
<b>Total for Entity</b>	<b>\$2,395</b>		<b>\$711</b>

**Table 5**  
**2016 Lobbying Expenditures Paid With Association Dues**  
**Listed by Entity**

<b>Name of Entity (County)</b> <b>Association Name</b>	<b>Total Local Government Dues</b>	<b>Proportion of Dues Used for Lobbying</b>	<b>Total Dues Used for Lobbying</b>
<b>City of Red Wing</b>			
Coalition of Greater Minnesota Cities	31,658	63.1%	19,976
Coalition of Utility Cities	14,322	100.0%	14,322
Greater Minnesota Parks and Trails	225	50.6%	114
League of Minnesota Cities	14,390	9.8%	1,410
Minnesota Environmental Science and Economic Review Board	1,837	13.1%	241
<b>Total for Entity</b>	<b>\$62,432</b>		<b>\$36,063</b>
<b>City of Redwood Falls</b>			
Coalition of Greater Minnesota Cities	8,822	63.1%	5,567
Greater Minnesota Parks and Trails	150	50.6%	76
League of Minnesota Cities	5,548	9.8%	544
Minnesota Environmental Science and Economic Review Board	493	13.1%	65
<b>Total for Entity</b>	<b>\$15,013</b>		<b>\$6,252</b>
<b>City of Remer</b>			
League of Minnesota Cities	532	9.8%	52
<b>Total for Entity</b>	<b>\$532</b>		<b>\$52</b>
<b>City of Renville</b>			
Coalition of Greater Minnesota Cities	3,114	63.1%	1,965
League of Minnesota Cities	1,414	9.8%	139
Minnesota Environmental Science and Economic Review Board	493	13.1%	65
<b>Total for Entity</b>	<b>\$5,021</b>		<b>\$2,169</b>
<b>City of Revere</b>			
League of Minnesota Cities	396	9.8%	39
<b>Total for Entity</b>	<b>\$396</b>		<b>\$39</b>
<b>City of Rice</b>			
League of Minnesota Cities	1,528	9.8%	150
Minnesota Association of Small Cities	754	70.0%	528
<b>Total for Entity</b>	<b>\$2,282</b>		<b>\$678</b>
<b>City of Rice Lake</b>			
League of Minnesota Cities	4,454	9.8%	436
<b>Total for Entity</b>	<b>\$4,454</b>		<b>\$436</b>

**Table 5**  
**2016 Lobbying Expenditures Paid With Association Dues**  
**Listed by Entity**

<b>Name of Entity (County)</b> <b>Association Name</b>	<b>Total Local Government Dues</b>	<b>Proportion of Dues Used for Lobbying</b>	<b>Total Dues Used for Lobbying</b>
<b>City of Richfield</b>			
Association of Metropolitan Municipalities	10,249	30.9%	3,167
League of Minnesota Cities	24,225	9.8%	2,374
<b>Total for Entity</b>	<b>\$34,474</b>		<b>\$5,541</b>
<b>City of Richmond</b>			
League of Minnesota Cities	1,661	9.8%	163
Minnesota Association of Small Cities	790	70.0%	553
<b>Total for Entity</b>	<b>\$2,451</b>		<b>\$716</b>
<b>City of Richville</b>			
Minnesota Association of Small Cities	165	70.0%	116
<b>Total for Entity</b>	<b>\$165</b>		<b>\$116</b>
<b>City of Riverton</b>			
League of Minnesota Cities	396	9.8%	39
<b>Total for Entity</b>	<b>\$396</b>		<b>\$39</b>
<b>City of Robbinsdale</b>			
Association of Metropolitan Municipalities	5,497	30.9%	1,699
League of Minnesota Cities	13,097	9.8%	1,284
<b>Total for Entity</b>	<b>\$18,594</b>		<b>\$2,983</b>
<b>City of Rochester</b>			
Coalition of Greater Minnesota Cities	96,085	63.1%	60,630
Greater Minnesota Parks and Trails	900	50.6%	455
Greater Minnesota Partnership	2,500	71.2%	1,780
Highway 14 Partnership	8,000	82.7%	6,616
League of Minnesota Cities	36,714	9.8%	3,598
Minnesota Environmental Science and Economic Review Board	13,476	13.1%	1,765
<b>Total for Entity</b>	<b>\$157,675</b>		<b>\$74,844</b>
<b>City of Rock Creek</b>			
League of Minnesota Cities	1,809	9.8%	177
<b>Total for Entity</b>	<b>\$1,809</b>		<b>\$177</b>

**Table 5**  
**2016 Lobbying Expenditures Paid With Association Dues**  
**Listed by Entity**

Name of Entity (County) Association Name	Total Local Government Dues	Proportion of Dues Used for Lobbying	Total Dues Used for Lobbying
<b>City of Rockford</b>			
Greater Minnesota Parks and Trails	150	50.6%	76
League of Minnesota Cities	4,718	9.8%	462
Minnesota Association of Small Cities	2,166	70.0%	1,516
<b>Total for Entity</b>	<b>\$7,034</b>		<b>\$2,054</b>
<b>City of Rockville</b>			
League of Minnesota Cities	2,787	9.8%	273
<b>Total for Entity</b>	<b>\$2,787</b>		<b>\$273</b>
<b>City of Rogers</b>			
Association of Metropolitan Municipalities	4,732	30.9%	1,462
League of Minnesota Cities	11,369	9.8%	1,114
<b>Total for Entity</b>	<b>\$16,101</b>		<b>\$2,576</b>
<b>City of Rollingstone</b>			
League of Minnesota Cities	822	9.8%	81
<b>Total for Entity</b>	<b>\$822</b>		<b>\$81</b>
<b>City of Roosevelt</b>			
League of Minnesota Cities	396	9.8%	39
<b>Total for Entity</b>	<b>\$396</b>		<b>\$39</b>
<b>City of Rose Creek</b>			
League of Minnesota Cities	552	9.8%	54
<b>Total for Entity</b>	<b>\$552</b>		<b>\$54</b>
<b>City of Roseau</b>			
Coalition of Greater Minnesota Cities	4,865	63.1%	3,070
League of Minnesota Cities	2,995	9.8%	294
<b>Total for Entity</b>	<b>\$7,860</b>		<b>\$3,364</b>
<b>City of Rosemount</b>			
Association of Metropolitan Municipalities	7,714	30.9%	2,384
League of Minnesota Cities	18,254	9.8%	1,789
<b>Total for Entity</b>	<b>\$25,968</b>		<b>\$4,173</b>

**Table 5**  
**2016 Lobbying Expenditures Paid With Association Dues**  
**Listed by Entity**

<b>Name of Entity (County)</b> <b>Association Name</b>	<b>Total Local Government Dues</b>	<b>Proportion of Dues Used for Lobbying</b>	<b>Total Dues Used for Lobbying</b>
<b>City of Roseville</b>			
Association of Metropolitan Municipalities	9,955	30.9%	3,076
League of Minnesota Cities	23,645	9.8%	2,317
<b>Total for Entity</b>	<b>\$33,600</b>		<b>\$5,393</b>
<b>City of Rothsay</b>			
League of Minnesota Cities	650	9.8%	64
Minnesota Association of Small Cities	342	70.0%	239
<b>Total for Entity</b>	<b>\$992</b>		<b>\$303</b>
<b>City of Round Lake</b>			
League of Minnesota Cities	533	9.8%	52
Minnesota Association of Small Cities	289	70.0%	202
<b>Total for Entity</b>	<b>\$822</b>		<b>\$254</b>
<b>City of Royalton</b>			
League of Minnesota Cities	1,430	9.8%	140
Minnesota Association of Small Cities	709	70.0%	496
<b>Total for Entity</b>	<b>\$2,139</b>		<b>\$636</b>
<b>City of Rush City</b>			
League of Minnesota Cities	3,354	9.8%	329
Minnesota Association of Small Cities	1,586	70.0%	1,110
<b>Total for Entity</b>	<b>\$4,940</b>		<b>\$1,439</b>
<b>City of Rushford</b>			
Coalition of Greater Minnesota Cities	3,749	63.1%	2,366
League of Minnesota Cities	1,979	9.8%	194
<b>Total for Entity</b>	<b>\$5,728</b>		<b>\$2,560</b>
<b>City of Rushford Village</b>			
League of Minnesota Cities	1,005	9.8%	98
<b>Total for Entity</b>	<b>\$1,005</b>		<b>\$98</b>
<b>City of Rushmore</b>			
League of Minnesota Cities	497	9.8%	49
Minnesota Association of Small Cities	274	70.0%	192
<b>Total for Entity</b>	<b>\$771</b>		<b>\$241</b>

**Table 5**  
**2016 Lobbying Expenditures Paid With Association Dues**  
**Listed by Entity**

<b>Name of Entity (County)</b> <b>Association Name</b>	<b>Total Local Government Dues</b>	<b>Proportion of Dues Used for Lobbying</b>	<b>Total Dues Used for Lobbying</b>
<b>City of Russell</b>			
League of Minnesota Cities	474	9.8%	46
<b>Total for Entity</b>	<b>\$474</b>		<b>\$46</b>
<b>City of Rutherford</b>			
League of Minnesota Cities	396	9.8%	39
Minnesota Association of Small Cities	236	70.0%	165
<b>Total for Entity</b>	<b>\$632</b>		<b>\$204</b>
<b>City of Rutledge</b>			
League of Minnesota Cities	780	9.8%	76
<b>Total for Entity</b>	<b>\$780</b>		<b>\$76</b>
<b>City of Sabin</b>			
League of Minnesota Cities	704	9.8%	69
Minnesota Association of Small Cities	355	70.0%	248
<b>Total for Entity</b>	<b>\$1,059</b>		<b>\$317</b>
<b>City of Sacred Heart</b>			
League of Minnesota Cities	676	9.8%	66
Minnesota Association of Small Cities	355	70.0%	248
<b>Total for Entity</b>	<b>\$1,031</b>		<b>\$314</b>
<b>City of Saint Anthony</b>			
Association of Metropolitan Municipalities	3,575	30.9%	1,105
League of Minnesota Cities	9,021	9.8%	884
<b>Total for Entity</b>	<b>\$12,596</b>		<b>\$1,989</b>
<b>City of Saint Anthony [Stearns]</b>			
League of Minnesota Cities	396	9.8%	39
<b>Total for Entity</b>	<b>\$396</b>		<b>\$39</b>
<b>City of Saint Augusta</b>			
League of Minnesota Cities	3,727	9.8%	365
<b>Total for Entity</b>	<b>\$3,727</b>		<b>\$365</b>
<b>City of Saint Bonifacius</b>			
League of Minnesota Cities	2,625	9.8%	257
<b>Total for Entity</b>	<b>\$2,625</b>		<b>\$257</b>

**Table 5**  
**2016 Lobbying Expenditures Paid With Association Dues**  
**Listed by Entity**

<b>Name of Entity (County)</b> <b>Association Name</b>	<b>Total Local Government Dues</b>	<b>Proportion of Dues Used for Lobbying</b>	<b>Total Dues Used for Lobbying</b>
<b>City of Saint Charles</b>			
Coalition of Greater Minnesota Cities	6,290	63.1%	3,969
Greater Minnesota Parks and Trails	150	50.6%	76
League of Minnesota Cities	3,917	9.8%	384
Minnesota Association of Small Cities	1,881	70.0%	1,317
<b>Total for Entity</b>	<b>\$12,238</b>		<b>\$5,746</b>
<b>City of Saint Clair</b>			
League of Minnesota Cities	1,030	9.8%	101
Minnesota Association of Small Cities	511	70.0%	358
<b>Total for Entity</b>	<b>\$1,541</b>		<b>\$459</b>
<b>City of Saint Cloud</b>			
Greater Minnesota Parks and Trails	450	50.6%	228
League of Minnesota Cities	32,303	9.8%	3,166
Minnesota Environmental Science and Economic Review Board	13,476	13.1%	1,765
<b>Total for Entity</b>	<b>\$46,229</b>		<b>\$5,159</b>
<b>City of Saint Francis</b>			
Association of Metropolitan Municipalities	3,110	30.9%	961
League of Minnesota Cities	7,354	9.8%	721
<b>Total for Entity</b>	<b>\$10,464</b>		<b>\$1,682</b>
<b>City of Saint Hilaire</b>			
League of Minnesota Cities	431	9.8%	42
Minnesota Association of Small Cities	246	70.0%	172
<b>Total for Entity</b>	<b>\$677</b>		<b>\$214</b>
<b>City of Saint James</b>			
Coalition of Greater Minnesota Cities	7,402	63.1%	4,671
League of Minnesota Cities	4,917	9.8%	482
<b>Total for Entity</b>	<b>\$12,319</b>		<b>\$5,153</b>
<b>City of Saint Joseph</b>			
Coalition of Greater Minnesota Cities	8,438	63.1%	5,324
League of Minnesota Cities	6,880	9.8%	674
<b>Total for Entity</b>	<b>\$15,318</b>		<b>\$5,998</b>

**Table 5**  
**2016 Lobbying Expenditures Paid With Association Dues**  
**Listed by Entity**

<b>Name of Entity (County)</b> <b>Association Name</b>	<b>Total Local Government Dues</b>	<b>Proportion of Dues Used for Lobbying</b>	<b>Total Dues Used for Lobbying</b>
<b>City of Saint Leo</b>			
League of Minnesota Cities	396	9.8%	39
Minnesota Association of Small Cities	165	70.0%	116
<b>Total for Entity</b>	<b>\$561</b>		<b>\$155</b>
<b>City of Saint Louis Park</b>			
Association of Metropolitan Municipalities	12,379	30.9%	3,825
League of Minnesota Cities	29,437	9.8%	2,885
<b>Total for Entity</b>	<b>\$41,816</b>		<b>\$6,710</b>
<b>City of Saint Martin</b>			
League of Minnesota Cities	465	9.8%	46
Minnesota Association of Small Cities	274	70.0%	192
<b>Total for Entity</b>	<b>\$739</b>		<b>\$238</b>
<b>City of Saint Mary's Point</b>			
League of Minnesota Cities	528	9.8%	52
<b>Total for Entity</b>	<b>\$528</b>		<b>\$52</b>
<b>City of Saint Michael</b>			
Greater Minnesota Parks and Trails	225	50.6%	114
League of Minnesota Cities	14,787	9.8%	1,449
<b>Total for Entity</b>	<b>\$15,012</b>		<b>\$1,563</b>
<b>City of Saint Paul</b>			
Association of Metropolitan Municipalities	26,084	30.9%	8,060
League of Minnesota Cities	121,216	9.8%	11,879
<b>Total for Entity</b>	<b>\$147,300</b>		<b>\$19,939</b>
<b>City of Saint Paul Park</b>			
Association of Metropolitan Municipalities	2,435	30.9%	752
League of Minnesota Cities	5,742	9.8%	563
<b>Total for Entity</b>	<b>\$8,177</b>		<b>\$1,315</b>
<b>City of Saint Peter</b>			
Coalition of Greater Minnesota Cities	18,294	63.1%	11,544
League of Minnesota Cities	10,935	9.8%	1,072
<b>Total for Entity</b>	<b>\$29,229</b>		<b>\$12,616</b>



**Table 5**  
**2016 Lobbying Expenditures Paid With Association Dues**  
**Listed by Entity**

<b>Name of Entity (County)</b> <b>Association Name</b>	<b>Total Local Government Dues</b>	<b>Proportion of Dues Used for Lobbying</b>	<b>Total Dues Used for Lobbying</b>
<b>City of Saint Rosa</b>			
League of Minnesota Cities	396	9.8%	39
<b>Total for Entity</b>	<b>\$396</b>		<b>\$39</b>
<b>City of Saint Stephen</b>			
League of Minnesota Cities	1,040	9.8%	102
<b>Total for Entity</b>	<b>\$1,040</b>		<b>\$102</b>
<b>City of Saint Vincent</b>			
League of Minnesota Cities	396	9.8%	39
<b>Total for Entity</b>	<b>\$396</b>		<b>\$39</b>
<b>City of Sanborn</b>			
League of Minnesota Cities	473	9.8%	46
<b>Total for Entity</b>	<b>\$473</b>		<b>\$46</b>
<b>City of Sandstone</b>			
Coalition of Greater Minnesota Cities	3,802	63.1%	2,399
Greater Minnesota Parks and Trails	150	50.6%	76
Greater Minnesota Partnership	500	71.2%	356
League of Minnesota Cities	3,041	9.8%	298
<b>Total for Entity</b>	<b>\$7,493</b>		<b>\$3,129</b>
<b>City of Sargeant</b>			
League of Minnesota Cities	396	9.8%	39
<b>Total for Entity</b>	<b>\$396</b>		<b>\$39</b>
<b>City of Sartell</b>			
League of Minnesota Cities	14,876	9.8%	1,458
<b>Total for Entity</b>	<b>\$14,876</b>		<b>\$1,458</b>
<b>City of Sauk Centre</b>			
League of Minnesota Cities	4,775	9.8%	468
Minnesota Environmental Science and Economic Review Board	1,378	13.1%	181
<b>Total for Entity</b>	<b>\$6,153</b>		<b>\$649</b>
<b>City of Sauk Rapids</b>			
League of Minnesota Cities	12,115	9.8%	1,187
<b>Total for Entity</b>	<b>\$12,115</b>		<b>\$1,187</b>

**Table 5**  
**2016 Lobbying Expenditures Paid With Association Dues**  
**Listed by Entity**

<b>Name of Entity (County)</b> <b>Association Name</b>	<b>Total Local Government Dues</b>	<b>Proportion of Dues Used for Lobbying</b>	<b>Total Dues Used for Lobbying</b>
<b>City of Savage</b>			
Association of Metropolitan Municipalities	8,846	30.9%	2,733
League of Minnesota Cities	21,339	9.8%	2,091
Municipal Legislative Commission	7,262	82.6%	5,998
<b>Total for Entity</b>	<b>\$37,447</b>		<b>\$10,822</b>
<b>City of Scandia</b>			
League of Minnesota Cities	4,212	9.8%	413
<b>Total for Entity</b>	<b>\$4,212</b>		<b>\$413</b>
<b>City of Scanlon</b>			
League of Minnesota Cities	1,170	9.8%	115
Minnesota Association of Small Cities	566	70.0%	396
<b>Total for Entity</b>	<b>\$1,736</b>		<b>\$511</b>
<b>City of Seaforth</b>			
League of Minnesota Cities	396	9.8%	39
<b>Total for Entity</b>	<b>\$396</b>		<b>\$39</b>
<b>City of Sebeka</b>			
League of Minnesota Cities	1,727	9.8%	169
Minnesota Association of Small Cities	440	70.0%	308
<b>Total for Entity</b>	<b>\$2,167</b>		<b>\$477</b>
<b>City of Sedan</b>			
League of Minnesota Cities	396	9.8%	39
<b>Total for Entity</b>	<b>\$396</b>		<b>\$39</b>
<b>City of Shafer</b>			
League of Minnesota Cities	1,233	9.8%	121
Minnesota Association of Small Cities	620	70.0%	434
<b>Total for Entity</b>	<b>\$1,853</b>		<b>\$555</b>
<b>City of Shakopee</b>			
Association of Metropolitan Municipalities	10,751	30.9%	3,322
League of Minnesota Cities	25,858	9.8%	2,534
Municipal Legislative Commission	9,881	82.6%	8,162
<b>Total for Entity</b>	<b>\$46,490</b>		<b>\$14,018</b>

**Table 5**  
**2016 Lobbying Expenditures Paid With Association Dues**  
**Listed by Entity**

Name of Entity (County) Association Name	Total Local Government Dues	Proportion of Dues Used for Lobbying	Total Dues Used for Lobbying
<b>City of Shelly</b>			
League of Minnesota Cities	396	9.8%	39
<b>Total for Entity</b>	<b>\$396</b>		<b>\$39</b>
<b>City of Sherburn</b>			
League of Minnesota Cities	1,265	9.8%	124
<b>Total for Entity</b>	<b>\$1,265</b>		<b>\$124</b>
<b>City of Shevlin</b>			
League of Minnesota Cities	396	9.8%	39
<b>Total for Entity</b>	<b>\$396</b>		<b>\$39</b>
<b>City of Shoreview</b>			
Association of Metropolitan Municipalities	8,285	30.9%	2,560
League of Minnesota Cities	19,601	9.8%	1,921
Municipal Legislative Commission	6,431	82.6%	5,312
<b>Total for Entity</b>	<b>\$34,317</b>		<b>\$9,793</b>
<b>City of Shorewood</b>			
Association of Metropolitan Municipalities	3,213	30.9%	993
League of Minnesota Cities	7,466	9.8%	732
<b>Total for Entity</b>	<b>\$10,679</b>		<b>\$1,725</b>
<b>City of Silver Bay</b>			
League of Minnesota Cities	2,071	9.8%	203
Range Association of Municipalities and Schools	700	25.9%	181
<b>Total for Entity</b>	<b>\$2,771</b>		<b>\$384</b>
<b>City of Silver Lake</b>			
League of Minnesota Cities	985	9.8%	97
<b>Total for Entity</b>	<b>\$985</b>		<b>\$97</b>
<b>City of Skyline</b>			
League of Minnesota Cities	439	9.8%	43
<b>Total for Entity</b>	<b>\$439</b>		<b>\$43</b>

**Table 5**  
**2016 Lobbying Expenditures Paid With Association Dues**  
**Listed by Entity**

<b>Name of Entity (County)</b> <b>Association Name</b>	<b>Total Local Government Dues</b>	<b>Proportion of Dues Used for Lobbying</b>	<b>Total Dues Used for Lobbying</b>
<b>City of Slayton</b>			
Coalition of Greater Minnesota Cities	3,176	63.1%	2,004
League of Minnesota Cities	2,366	9.8%	232
<b>Total for Entity</b>	<b>\$5,542</b>		<b>\$2,236</b>
<b>City of Sleepy Eye</b>			
Coalition of Greater Minnesota Cities	4,696	63.1%	2,963
Greater Minnesota Parks and Trails	300	50.6%	152
Highway 14 Partnership	1,000	82.7%	827
League of Minnesota Cities	3,821	9.8%	374
<b>Total for Entity</b>	<b>\$9,817</b>		<b>\$4,316</b>
<b>City of Sobieski</b>			
League of Minnesota Cities	396	9.8%	39
Minnesota Association of Small Cities	208	70.0%	146
<b>Total for Entity</b>	<b>\$604</b>		<b>\$185</b>
<b>City of Solway</b>			
League of Minnesota Cities	396	9.8%	39
<b>Total for Entity</b>	<b>\$396</b>		<b>\$39</b>
<b>City of South Haven</b>			
League of Minnesota Cities	396	9.8%	39
Minnesota Association of Small Cities	204	70.0%	143
<b>Total for Entity</b>	<b>\$600</b>		<b>\$182</b>
<b>City of South Saint Paul</b>			
Association of Metropolitan Municipalities	7,306	30.9%	2,258
League of Minnesota Cities	17,065	9.8%	1,672
<b>Total for Entity</b>	<b>\$24,371</b>		<b>\$3,930</b>
<b>City of Spicer</b>			
League of Minnesota Cities	1,397	9.8%	137
<b>Total for Entity</b>	<b>\$1,397</b>		<b>\$137</b>
<b>City of Spring Grove</b>			
League of Minnesota Cities	1,507	9.8%	148
<b>Total for Entity</b>	<b>\$1,507</b>		<b>\$148</b>

**Table 5**  
**2016 Lobbying Expenditures Paid With Association Dues**  
**Listed by Entity**

<b>Name of Entity (County)</b> <b>Association Name</b>	<b>Total Local Government Dues</b>	<b>Proportion of Dues Used for Lobbying</b>	<b>Total Dues Used for Lobbying</b>
<b>City of Spring Hill</b>			
League of Minnesota Cities	396	9.8%	39
<b>Total for Entity</b>	<b>\$396</b>		<b>\$39</b>
<b>City of Spring Lake Park</b>			
League of Minnesota Cities	6,658	9.8%	652
North Metro Mayors Association	2,500	68.5%	1,712
<b>Total for Entity</b>	<b>\$9,158</b>		<b>\$2,364</b>
<b>City of Spring Park</b>			
Association of Metropolitan Municipalities	807	30.9%	249
League of Minnesota Cities	1,929	9.8%	189
<b>Total for Entity</b>	<b>\$2,736</b>		<b>\$438</b>
<b>City of Spring Valley</b>			
League of Minnesota Cities	2,735	9.8%	268
Minnesota Association of Small Cities	1,356	70.0%	949
<b>Total for Entity</b>	<b>\$4,091</b>		<b>\$1,217</b>
<b>City of Springfield</b>			
League of Minnesota Cities	2,317	9.8%	227
Minnesota Association of Small Cities	1,151	70.0%	806
<b>Total for Entity</b>	<b>\$3,468</b>		<b>\$1,033</b>
<b>City of Squaw Lake</b>			
League of Minnesota Cities	396	9.8%	39
<b>Total for Entity</b>	<b>\$396</b>		<b>\$39</b>
<b>City of Stacy</b>			
League of Minnesota Cities	1,706	9.8%	167
Minnesota Association of Small Cities	805	70.0%	564
<b>Total for Entity</b>	<b>\$2,511</b>		<b>\$731</b>
<b>City of Staples</b>			
Coalition of Greater Minnesota Cities	5,299	63.1%	3,344
Greater Minnesota Parks and Trails	150	50.6%	76
League of Minnesota Cities	3,219	9.8%	315
<b>Total for Entity</b>	<b>\$8,668</b>		<b>\$3,735</b>

**Table 5**  
**2016 Lobbying Expenditures Paid With Association Dues**  
**Listed by Entity**

<b>Name of Entity (County)</b> <b>Association Name</b>	<b>Total Local Government Dues</b>	<b>Proportion of Dues Used for Lobbying</b>	<b>Total Dues Used for Lobbying</b>
<b>City of Starbuck</b>			
League of Minnesota Cities	1,491	9.8%	146
<b>Total for Entity</b>	<b>\$1,491</b>		<b>\$146</b>
<b>City of Steen</b>			
League of Minnesota Cities	396	9.8%	39
<b>Total for Entity</b>	<b>\$396</b>		<b>\$39</b>
<b>City of Stephen</b>			
League of Minnesota Cities	828	9.8%	81
Minnesota Association of Small Cities	416	70.0%	291
<b>Total for Entity</b>	<b>\$1,244</b>		<b>\$372</b>
<b>City of Stewart</b>			
League of Minnesota Cities	716	9.8%	70
Minnesota Association of Small Cities	379	70.0%	265
<b>Total for Entity</b>	<b>\$1,095</b>		<b>\$335</b>
<b>City of Stewartville</b>			
League of Minnesota Cities	6,435	9.8%	631
<b>Total for Entity</b>	<b>\$6,435</b>		<b>\$631</b>
<b>City of Stillwater</b>			
Association of Metropolitan Municipalities	6,902	30.9%	2,133
League of Minnesota Cities	16,731	9.8%	1,640
<b>Total for Entity</b>	<b>\$23,633</b>		<b>\$3,773</b>
<b>City of Stockton</b>			
League of Minnesota Cities	888	9.8%	87
<b>Total for Entity</b>	<b>\$888</b>		<b>\$87</b>
<b>City of Storden</b>			
League of Minnesota Cities	396	9.8%	39
Minnesota Association of Small Cities	219	70.0%	153
<b>Total for Entity</b>	<b>\$615</b>		<b>\$192</b>
<b>City of Strandquist</b>			
League of Minnesota Cities	396	9.8%	39
<b>Total for Entity</b>	<b>\$396</b>		<b>\$39</b>

**Table 5**  
**2016 Lobbying Expenditures Paid With Association Dues**  
**Listed by Entity**

Name of Entity (County) Association Name	Total Local Government Dues	Proportion of Dues Used for Lobbying	Total Dues Used for Lobbying
<b>City of Sturgeon Lake</b>			
League of Minnesota Cities	570	9.8%	56
<b>Total for Entity</b>	<b>\$570</b>		<b>\$56</b>
<b>City of Sunburg</b>			
League of Minnesota Cities	396	9.8%	39
<b>Total for Entity</b>	<b>\$396</b>		<b>\$39</b>
<b>City of Sunfish Lake</b>			
Association of Metropolitan Municipalities	294	30.9%	91
League of Minnesota Cities	668	9.8%	65
<b>Total for Entity</b>	<b>\$962</b>		<b>\$156</b>
<b>City of Swanville</b>			
League of Minnesota Cities	490	9.8%	48
Minnesota Association of Small Cities	233	70.0%	163
<b>Total for Entity</b>	<b>\$723</b>		<b>\$211</b>
<b>City of Taconite</b>			
League of Minnesota Cities	821	9.8%	80
Minnesota Association of Small Cities	284	70.0%	199
Range Association of Municipalities and Schools	450	25.9%	117
<b>Total for Entity</b>	<b>\$1,555</b>		<b>\$396</b>
<b>City of Tamarack</b>			
League of Minnesota Cities	396	9.8%	39
Minnesota Association of Small Cities	164	70.0%	115
<b>Total for Entity</b>	<b>\$560</b>		<b>\$154</b>
<b>City of Taunton</b>			
League of Minnesota Cities	396	9.8%	39
<b>Total for Entity</b>	<b>\$396</b>		<b>\$39</b>
<b>City of Taylors Falls</b>			
League of Minnesota Cities	1,195	9.8%	117
<b>Total for Entity</b>	<b>\$1,195</b>		<b>\$117</b>

**Table 5**  
**2016 Lobbying Expenditures Paid With Association Dues**  
**Listed by Entity**

<b>Name of Entity (County)</b> <b>Association Name</b>	<b>Total Local Government Dues</b>	<b>Proportion of Dues Used for Lobbying</b>	<b>Total Dues Used for Lobbying</b>
<b>City of Thief River Falls</b>			
Coalition of Greater Minnesota Cities	13,590	63.1%	8,575
Greater Minnesota Parks and Trails	150	50.6%	76
League of Minnesota Cities	8,583	9.8%	841
Minnesota Environmental Science and Economic Review Board	2,819	13.1%	369
<b>Total for Entity</b>	<b>\$25,142</b>		<b>\$9,861</b>
<b>City of Tintah</b>			
League of Minnesota Cities	396	9.8%	39
<b>Total for Entity</b>	<b>\$396</b>		<b>\$39</b>
<b>City of Tonka Bay</b>			
League of Minnesota Cities	1,716	9.8%	168
<b>Total for Entity</b>	<b>\$1,716</b>		<b>\$168</b>
<b>City of Tower</b>			
League of Minnesota Cities	658	9.8%	64
Minnesota Association of Small Cities	345	70.0%	242
Range Association of Municipalities and Schools	450	25.9%	117
<b>Total for Entity</b>	<b>\$1,453</b>		<b>\$423</b>
<b>City of Tracy</b>			
League of Minnesota Cities	2,367	9.8%	232
<b>Total for Entity</b>	<b>\$2,367</b>		<b>\$232</b>
<b>City of Trail</b>			
League of Minnesota Cities	396	9.8%	39
<b>Total for Entity</b>	<b>\$396</b>		<b>\$39</b>
<b>City of Trimont</b>			
League of Minnesota Cities	890	9.8%	87
Minnesota Association of Small Cities	456	70.0%	319
<b>Total for Entity</b>	<b>\$1,346</b>		<b>\$406</b>
<b>City of Trommald</b>			
League of Minnesota Cities	780	9.8%	76
<b>Total for Entity</b>	<b>\$780</b>		<b>\$76</b>



**Table 5**  
**2016 Lobbying Expenditures Paid With Association Dues**  
**Listed by Entity**

<b>Name of Entity (County)</b> <b>Association Name</b>	<b>Total Local Government Dues</b>	<b>Proportion of Dues Used for Lobbying</b>	<b>Total Dues Used for Lobbying</b>
<b>City of Truman</b>			
League of Minnesota Cities	1,263	9.8%	124
<b>Total for Entity</b>	<b>\$1,263</b>		<b>\$124</b>
<b>City of Twin Lakes</b>			
League of Minnesota Cities	396	9.8%	39
<b>Total for Entity</b>	<b>\$396</b>		<b>\$39</b>
<b>City of Twin Valley</b>			
League of Minnesota Cities	1,005	9.8%	98
Minnesota Association of Small Cities	489	70.0%	342
<b>Total for Entity</b>	<b>\$1,494</b>		<b>\$440</b>
<b>City of Two Harbors</b>			
Coalition of Greater Minnesota Cities	6,264	63.1%	3,953
Greater Minnesota Partnership	500	71.2%	356
League of Minnesota Cities	3,991	9.8%	391
Range Association of Municipalities and Schools	700	25.9%	181
<b>Total for Entity</b>	<b>\$11,455</b>		<b>\$4,881</b>
<b>City of Tyler</b>			
League of Minnesota Cities	1,316	9.8%	129
Minnesota Association of Small Cities	660	70.0%	462
<b>Total for Entity</b>	<b>\$1,976</b>		<b>\$591</b>
<b>City of Ulen</b>			
League of Minnesota Cities	724	9.8%	71
<b>Total for Entity</b>	<b>\$724</b>		<b>\$71</b>
<b>City of Underwood</b>			
League of Minnesota Cities	494	9.8%	48
Minnesota Association of Small Cities	273	70.0%	191
<b>Total for Entity</b>	<b>\$767</b>		<b>\$239</b>
<b>City of Upsala</b>			
League of Minnesota Cities	586	9.8%	57
Minnesota Association of Small Cities	312	70.0%	218
<b>Total for Entity</b>	<b>\$898</b>		<b>\$275</b>

**Table 5**  
**2016 Lobbying Expenditures Paid With Association Dues**  
**Listed by Entity**

<b>Name of Entity (County)</b> <b>Association Name</b>	<b>Total Local Government Dues</b>	<b>Proportion of Dues Used for Lobbying</b>	<b>Total Dues Used for Lobbying</b>
<b>City of Utica</b>			
League of Minnesota Cities	422	9.8%	41
Minnesota Association of Small Cities	215	70.0%	150
<b>Total for Entity</b>	<b>\$637</b>		<b>\$191</b>
<b>City of Vadnais Heights</b>			
Association of Metropolitan Municipalities	4,938	30.9%	1,526
League of Minnesota Cities	11,449	9.8%	1,122
<b>Total for Entity</b>	<b>\$16,387</b>		<b>\$2,648</b>
<b>City of Vergas</b>			
League of Minnesota Cities	504	9.8%	49
Minnesota Association of Small Cities	269	70.0%	188
<b>Total for Entity</b>	<b>\$773</b>		<b>\$237</b>
<b>City of Vermillion</b>			
League of Minnesota Cities	589	9.8%	58
<b>Total for Entity</b>	<b>\$589</b>		<b>\$58</b>
<b>City of Verndale</b>			
League of Minnesota Cities	760	9.8%	74
<b>Total for Entity</b>	<b>\$760</b>		<b>\$74</b>
<b>City of Vernon Center</b>			
League of Minnesota Cities	471	9.8%	46
<b>Total for Entity</b>	<b>\$471</b>		<b>\$46</b>
<b>City of Vesta</b>			
League of Minnesota Cities	452	9.8%	44
Minnesota Association of Small Cities	264	70.0%	185
<b>Total for Entity</b>	<b>\$716</b>		<b>\$229</b>
<b>City of Victoria</b>			
Association of Metropolitan Municipalities	3,435	30.9%	1,061
League of Minnesota Cities	8,592	9.8%	842
<b>Total for Entity</b>	<b>\$12,027</b>		<b>\$1,903</b>

**Table 5**  
**2016 Lobbying Expenditures Paid With Association Dues**  
**Listed by Entity**

Name of Entity (County) Association Name	Total Local Government Dues	Proportion of Dues Used for Lobbying	Total Dues Used for Lobbying
<b>City of Viking</b>			
League of Minnesota Cities	396	9.8%	39
<b>Total for Entity</b>	<b>\$396</b>		<b>\$39</b>
<b>City of Villard</b>			
League of Minnesota Cities	396	9.8%	39
<b>Total for Entity</b>	<b>\$396</b>		<b>\$39</b>
<b>City of Vining</b>			
League of Minnesota Cities	396	9.8%	39
<b>Total for Entity</b>	<b>\$396</b>		<b>\$39</b>
<b>City of Virginia</b>			
Coalition of Greater Minnesota Cities	13,645	63.1%	8,610
Greater Minnesota Partnership	1,000	71.2%	712
League of Minnesota Cities	8,435	9.8%	827
Range Association of Municipalities and Schools	950	25.9%	246
<b>Total for Entity</b>	<b>\$24,030</b>		<b>\$10,395</b>
<b>City of Wabasha</b>			
Coalition of Greater Minnesota Cities	1,177	63.1%	743
League of Minnesota Cities	2,746	9.8%	269
<b>Total for Entity</b>	<b>\$3,923</b>		<b>\$1,012</b>
<b>City of Wabasso</b>			
League of Minnesota Cities	858	9.8%	84
Minnesota Association of Small Cities	413	70.0%	289
<b>Total for Entity</b>	<b>\$1,271</b>		<b>\$373</b>
<b>City of Waconia</b>			
Association of Metropolitan Municipalities	4,534	30.9%	1,401
League of Minnesota Cities	10,912	9.8%	1,069
<b>Total for Entity</b>	<b>\$15,446</b>		<b>\$2,470</b>
<b>City of Wadena</b>			
Coalition of Greater Minnesota Cities	6,678	63.1%	4,214
League of Minnesota Cities	4,510	9.8%	442
<b>Total for Entity</b>	<b>\$11,188</b>		<b>\$4,656</b>

**Table 5**  
**2016 Lobbying Expenditures Paid With Association Dues**  
**Listed by Entity**

Name of Entity (County) Association Name	Total Local Government Dues	Proportion of Dues Used for Lobbying	Total Dues Used for Lobbying
<b>City of Wahkon</b>			
League of Minnesota Cities	396	9.8%	39
Minnesota Association of Small Cities	213	70.0%	149
<b>Total for Entity</b>	<b>\$609</b>		<b>\$188</b>
<b>City of Waite Park</b>			
Coalition of Greater Minnesota Cities	5,736	63.1%	3,619
League of Minnesota Cities	7,514	9.8%	736
<b>Total for Entity</b>	<b>\$13,250</b>		<b>\$4,355</b>
<b>City of Waldorf</b>			
League of Minnesota Cities	396	9.8%	39
<b>Total for Entity</b>	<b>\$396</b>		<b>\$39</b>
<b>City of Walker</b>			
League of Minnesota Cities	1,117	9.8%	109
Minnesota Association of Small Cities	542	70.0%	379
<b>Total for Entity</b>	<b>\$1,659</b>		<b>\$488</b>
<b>City of Walnut Grove</b>			
League of Minnesota Cities	1,011	9.8%	99
Minnesota Association of Small Cities	507	70.0%	355
<b>Total for Entity</b>	<b>\$1,518</b>		<b>\$454</b>
<b>City of Walters</b>			
League of Minnesota Cities	396	9.8%	39
Minnesota Association of Small Cities	157	70.0%	110
<b>Total for Entity</b>	<b>\$553</b>		<b>\$149</b>
<b>City of Waltham</b>			
League of Minnesota Cities	396	9.8%	39
<b>Total for Entity</b>	<b>\$396</b>		<b>\$39</b>
<b>City of Wanamingo</b>			
League of Minnesota Cities	1,276	9.8%	125
<b>Total for Entity</b>	<b>\$1,276</b>		<b>\$125</b>

**Table 5**  
**2016 Lobbying Expenditures Paid With Association Dues**  
**Listed by Entity**

<b>Name of Entity (County)</b> <b>Association Name</b>	<b>Total Local Government Dues</b>	<b>Proportion of Dues Used for Lobbying</b>	<b>Total Dues Used for Lobbying</b>
<b>City of Wanda</b>			
League of Minnesota Cities	396	9.8%	39
Minnesota Association of Small Cities	158	70.0%	111
<b>Total for Entity</b>	<b>\$554</b>		<b>\$150</b>
<b>City of Warba</b>			
League of Minnesota Cities	396	9.8%	39
<b>Total for Entity</b>	<b>\$396</b>		<b>\$39</b>
<b>City of Warren</b>			
Coalition of Greater Minnesota Cities	3,506	63.1%	2,212
League of Minnesota Cities	1,789	9.8%	175
Minnesota Association of Small Cities	853	70.0%	597
<b>Total for Entity</b>	<b>\$6,148</b>		<b>\$2,984</b>
<b>City of Warroad</b>			
Coalition of Greater Minnesota Cities	3,710	63.1%	2,341
League of Minnesota Cities	2,018	9.8%	198
<b>Total for Entity</b>	<b>\$5,728</b>		<b>\$2,539</b>
<b>City of Waseca</b>			
Coalition of Greater Minnesota Cities	14,698	63.1%	9,274
Greater Minnesota Partnership	1,000	71.2%	712
Highway 14 Partnership	2,500	82.7%	2,068
League of Minnesota Cities	9,084	9.8%	890
Minnesota Environmental Science and Economic Review Board	2,729	13.1%	357
<b>Total for Entity</b>	<b>\$30,011</b>		<b>\$13,301</b>
<b>City of Watertown</b>			
Association of Metropolitan Municipalities	1,967	30.9%	608
League of Minnesota Cities	4,586	9.8%	449
<b>Total for Entity</b>	<b>\$6,553</b>		<b>\$1,057</b>
<b>City of Waterville</b>			
League of Minnesota Cities	2,091	9.8%	205
Minnesota Association of Small Cities	998	70.0%	699
<b>Total for Entity</b>	<b>\$3,089</b>		<b>\$904</b>

**Table 5**  
**2016 Lobbying Expenditures Paid With Association Dues**  
**Listed by Entity**

<b>Name of Entity (County)</b> <b>Association Name</b>	<b>Total Local Government Dues</b>	<b>Proportion of Dues Used for Lobbying</b>	<b>Total Dues Used for Lobbying</b>
<b>City of Watkins</b>			
League of Minnesota Cities	1,134	9.8%	111
Minnesota Association of Small Cities	544	70.0%	381
<b>Total for Entity</b>	<b>\$1,678</b>		<b>\$492</b>
<b>City of Watson</b>			
League of Minnesota Cities	396	9.8%	39
<b>Total for Entity</b>	<b>\$396</b>		<b>\$39</b>
<b>City of Waubun</b>			
League of Minnesota Cities	553	9.8%	54
Minnesota Association of Small Cities	300	70.0%	210
<b>Total for Entity</b>	<b>\$853</b>		<b>\$264</b>
<b>City of Waverly</b>			
League of Minnesota Cities	1,600	9.8%	157
Minnesota Association of Small Cities	760	70.0%	532
<b>Total for Entity</b>	<b>\$2,360</b>		<b>\$689</b>
<b>City of Wayzata</b>			
Association of Metropolitan Municipalities	1,907	30.9%	589
League of Minnesota Cities	4,910	9.8%	481
<b>Total for Entity</b>	<b>\$6,817</b>		<b>\$1,070</b>
<b>City of Welcome</b>			
League of Minnesota Cities	821	9.8%	80
Minnesota Association of Small Cities	429	70.0%	300
<b>Total for Entity</b>	<b>\$1,250</b>		<b>\$380</b>
<b>City of Wells</b>			
Coalition of Greater Minnesota Cities	1,111	63.1%	701
League of Minnesota Cities	2,518	9.8%	247
<b>Total for Entity</b>	<b>\$3,629</b>		<b>\$948</b>
<b>City of Wendell</b>			
League of Minnesota Cities	396	9.8%	39
Minnesota Association of Small Cities	200	70.0%	140
<b>Total for Entity</b>	<b>\$596</b>		<b>\$179</b>

**Table 5**  
**2016 Lobbying Expenditures Paid With Association Dues**  
**Listed by Entity**

<b>Name of Entity (County)</b> <b>Association Name</b>	<b>Total Local Government Dues</b>	<b>Proportion of Dues Used for Lobbying</b>	<b>Total Dues Used for Lobbying</b>
<b>City of West Concord</b>			
League of Minnesota Cities	957	9.8%	94
<b>Total for Entity</b>	<b>\$957</b>		<b>\$94</b>
<b>City of West Saint Paul</b>			
Association of Metropolitan Municipalities	7,113	30.9%	2,198
League of Minnesota Cities	17,008	9.8%	1,667
<b>Total for Entity</b>	<b>\$24,121</b>		<b>\$3,865</b>
<b>City of West Union</b>			
League of Minnesota Cities	524	9.8%	51
<b>Total for Entity</b>	<b>\$524</b>		<b>\$51</b>
<b>City of Westbrook</b>			
League of Minnesota Cities	899	9.8%	88
Minnesota Association of Small Cities	449	70.0%	314
<b>Total for Entity</b>	<b>\$1,348</b>		<b>\$402</b>
<b>City of Whalan</b>			
League of Minnesota Cities	396	9.8%	39
<b>Total for Entity</b>	<b>\$396</b>		<b>\$39</b>
<b>City of Wheaton</b>			
Coalition of Greater Minnesota Cities	3,302	63.1%	2,084
League of Minnesota Cities	1,591	9.8%	156
<b>Total for Entity</b>	<b>\$4,893</b>		<b>\$2,240</b>
<b>City of White Bear Lake</b>			
Association of Metropolitan Municipalities	7,996	30.9%	2,471
League of Minnesota Cities	19,036	9.8%	1,866
<b>Total for Entity</b>	<b>\$27,032</b>		<b>\$4,337</b>
<b>City of Wilder</b>			
League of Minnesota Cities	396	9.8%	39
Minnesota Association of Small Cities	150	70.0%	105
<b>Total for Entity</b>	<b>\$546</b>		<b>\$144</b>

**Table 5**  
**2016 Lobbying Expenditures Paid With Association Dues**  
**Listed by Entity**

Name of Entity (County) Association Name	Total Local Government Dues	Proportion of Dues Used for Lobbying	Total Dues Used for Lobbying
<b>City of Willernie</b>			
League of Minnesota Cities	710	9.8%	70
<b>Total for Entity</b>	<b>\$710</b>		<b>\$70</b>
<b>City of Williams</b>			
League of Minnesota Cities	396	9.8%	39
<b>Total for Entity</b>	<b>\$396</b>		<b>\$39</b>
<b>City of Willmar</b>			
Coalition of Greater Minnesota Cities	37,540	63.1%	23,688
Greater Minnesota Parks and Trails	225	50.6%	114
League of Minnesota Cities	16,799	9.8%	1,646
Minnesota Environmental Science and Economic Review Board	5,437	13.1%	712
<b>Total for Entity</b>	<b>\$60,001</b>		<b>\$26,160</b>
<b>City of Willow River</b>			
League of Minnesota Cities	553	9.8%	54
Minnesota Association of Small Cities	307	70.0%	215
<b>Total for Entity</b>	<b>\$860</b>		<b>\$269</b>
<b>City of Wilmont</b>			
League of Minnesota Cities	495	9.8%	49
<b>Total for Entity</b>	<b>\$495</b>		<b>\$49</b>
<b>City of Wilton</b>			
League of Minnesota Cities	400	9.8%	39
<b>Total for Entity</b>	<b>\$400</b>		<b>\$39</b>
<b>City of Windom</b>			
Coalition of Greater Minnesota Cities	7,423	63.1%	4,684
Greater Minnesota Partnership	500	71.2%	356
League of Minnesota Cities	4,986	9.8%	489
Minnesota Environmental Science and Economic Review Board	1,772	13.1%	232
<b>Total for Entity</b>	<b>\$14,681</b>		<b>\$5,761</b>
<b>City of Winger</b>			
League of Minnesota Cities	396	9.8%	39
<b>Total for Entity</b>	<b>\$396</b>		<b>\$39</b>



**Table 5**  
**2016 Lobbying Expenditures Paid With Association Dues**  
**Listed by Entity**

Name of Entity (County) Association Name	Total Local Government Dues	Proportion of Dues Used for Lobbying	Total Dues Used for Lobbying
<b>City of Winnebago</b>			
League of Minnesota Cities	1,554	9.8%	152
<b>Total for Entity</b>	<b>\$1,554</b>		<b>\$152</b>
<b>City of Winona</b>			
Coalition of Greater Minnesota Cities	59,009	63.1%	37,235
Greater Minnesota Parks and Trails	300	50.6%	152
League of Minnesota Cities	20,264	9.8%	1,986
Minnesota Environmental Science and Economic Review Board	6,800	13.1%	891
<b>Total for Entity</b>	<b>\$86,373</b>		<b>\$40,264</b>
<b>City of Winsted</b>			
League of Minnesota Cities	2,546	9.8%	250
<b>Total for Entity</b>	<b>\$2,546</b>		<b>\$250</b>
<b>City of Winthrop</b>			
League of Minnesota Cities	1,599	9.8%	157
Minnesota Association of Small Cities	780	70.0%	546
<b>Total for Entity</b>	<b>\$2,379</b>		<b>\$703</b>
<b>City of Winton</b>			
League of Minnesota Cities	396	9.8%	39
<b>Total for Entity</b>	<b>\$396</b>		<b>\$39</b>
<b>City of Wolf Lake</b>			
League of Minnesota Cities	396	9.8%	39
<b>Total for Entity</b>	<b>\$396</b>		<b>\$39</b>
<b>City of Wolverton</b>			
League of Minnesota Cities	396	9.8%	39
<b>Total for Entity</b>	<b>\$396</b>		<b>\$39</b>
<b>City of Wood Lake</b>			
League of Minnesota Cities	573	9.8%	56
Minnesota Association of Small Cities	309	70.0%	216
<b>Total for Entity</b>	<b>\$882</b>		<b>\$272</b>

**Table 5**  
**2016 Lobbying Expenditures Paid With Association Dues**  
**Listed by Entity**

<b>Name of Entity (County)</b> <b>Association Name</b>	<b>Total Local Government Dues</b>	<b>Proportion of Dues Used for Lobbying</b>	<b>Total Dues Used for Lobbying</b>
<b>City of Woodbury</b>			
Association of Metropolitan Municipalities	13,728	30.9%	4,242
League of Minnesota Cities	32,299	9.8%	3,165
Municipal Legislative Commission	10,500	82.6%	8,673
<b>Total for Entity</b>	<b>\$56,527</b>		<b>\$16,080</b>
<b>City of Woodland</b>			
League of Minnesota Cities	619	9.8%	61
<b>Total for Entity</b>	<b>\$619</b>		<b>\$61</b>
<b>City of Woodstock</b>			
League of Minnesota Cities	396	9.8%	39
<b>Total for Entity</b>	<b>\$396</b>		<b>\$39</b>
<b>City of Worthington</b>			
Coalition of Greater Minnesota Cities	21,087	63.1%	13,306
Greater Minnesota Partnership	750	71.2%	534
League of Minnesota Cities	11,971	9.8%	1,173
Minnesota Environmental Science and Economic Review Board	3,417	13.1%	448
<b>Total for Entity</b>	<b>\$37,225</b>		<b>\$15,461</b>
<b>City of Wrenshall</b>			
League of Minnesota Cities	566	9.8%	55
<b>Total for Entity</b>	<b>\$566</b>		<b>\$55</b>
<b>City of Wright</b>			
League of Minnesota Cities	396	9.8%	39
<b>Total for Entity</b>	<b>\$396</b>		<b>\$39</b>
<b>City of Wykoff</b>			
League of Minnesota Cities	601	9.8%	59
Minnesota Association of Small Cities	319	70.0%	223
<b>Total for Entity</b>	<b>\$920</b>		<b>\$282</b>
<b>City of Wyoming</b>			
League of Minnesota Cities	7,824	9.8%	767
<b>Total for Entity</b>	<b>\$7,824</b>		<b>\$767</b>

**Table 5**  
**2016 Lobbying Expenditures Paid With Association Dues**  
**Listed by Entity**

Name of Entity (County) Association Name	Total Local Government Dues	Proportion of Dues Used for Lobbying	Total Dues Used for Lobbying
<b>City of Zemple</b>			
League of Minnesota Cities	396	9.8%	39
<b>Total for Entity</b>	<b>\$396</b>		<b>\$39</b>
<b>City of Zimmerman</b>			
League of Minnesota Cities	5,651	9.8%	554
<b>Total for Entity</b>	<b>\$5,651</b>		<b>\$554</b>
<b>City of Zumbro Falls</b>			
League of Minnesota Cities	396	9.8%	39
<b>Total for Entity</b>	<b>\$396</b>		<b>\$39</b>
<b>City of Zumbrota</b>			
Greater Minnesota Parks and Trails	150	50.6%	76
League of Minnesota Cities	3,679	9.8%	361
<b>Total for Entity</b>	<b>\$3,829</b>		<b>\$437</b>
<b>Claremont Township (Dodge)</b>			
Minnesota Association of Townships	485	9.6%	47
<b>Total for Entity</b>	<b>\$485</b>		<b>\$47</b>
<b>Clark Township (Aitkin)</b>			
Minnesota Association of Townships	318	9.6%	31
<b>Total for Entity</b>	<b>\$318</b>		<b>\$31</b>
<b>Clark Township (Faribault)</b>			
Minnesota Association of Townships	424	9.6%	41
<b>Total for Entity</b>	<b>\$424</b>		<b>\$41</b>
<b>Clay County</b>			
Association of Minnesota Counties	18,919	15.2%	2,876
Greater Minnesota Parks and Trails	450	50.6%	228
Minnesota Rural Counties Caucus	2,100	50.0%	1,050
<b>Total for Entity</b>	<b>\$21,469</b>		<b>\$4,154</b>
<b>Clay Soil and Water Conservation District</b>			
Minnesota Association of Soil and Water Conservation Districts	4,412	2.6%	115
<b>Total for Entity</b>	<b>\$4,412</b>		<b>\$115</b>

**Table 5**  
**2016 Lobbying Expenditures Paid With Association Dues**  
**Listed by Entity**

<b>Name of Entity (County)</b> <b>Association Name</b>	<b>Total Local Government Dues</b>	<b>Proportion of Dues Used for Lobbying</b>	<b>Total Dues Used for Lobbying</b>
<b>Clay Township (Hubbard)</b>			
Minnesota Association of Townships	294	9.6%	28
<b>Total for Entity</b>	<b>\$294</b>		<b>\$28</b>
<b>Clayton Township (Mower)</b>			
Minnesota Association of Townships	318	9.6%	31
<b>Total for Entity</b>	<b>\$318</b>		<b>\$31</b>
<b>Clear Lake Township (Sherburne)</b>			
Minnesota Association of Townships	918	9.6%	88
<b>Total for Entity</b>	<b>\$918</b>		<b>\$88</b>
<b>Clearwater County</b>			
Association of Minnesota Counties	5,436	15.2%	826
Greater Minnesota Parks and Trails	150	50.6%	76
Minnesota Rural Counties Caucus	2,100	50.0%	1,050
<b>Total for Entity</b>	<b>\$7,686</b>		<b>\$1,952</b>
<b>Clearwater River Watershed District</b>			
League of Minnesota Cities	1,842	9.8%	181
Minnesota Association of Watershed Districts	1,868	47.0%	878
<b>Total for Entity</b>	<b>\$3,710</b>		<b>\$1,059</b>
<b>Clearwater Soil and Water Conservation District</b>			
Minnesota Association of Soil and Water Conservation Districts	2,463	2.6%	64
<b>Total for Entity</b>	<b>\$2,463</b>		<b>\$64</b>
<b>Clearwater Township (Wright)</b>			
Minnesota Association of Townships	850	9.6%	82
<b>Total for Entity</b>	<b>\$850</b>		<b>\$82</b>
<b>Cleveland Township (Le Sueur)</b>			
Minnesota Association of Townships	556	9.6%	53
<b>Total for Entity</b>	<b>\$556</b>		<b>\$53</b>
<b>Clifton Township (Lyon)</b>			
Minnesota Association of Townships	422	9.6%	41
<b>Total for Entity</b>	<b>\$422</b>		<b>\$41</b>

**Table 5**  
**2016 Lobbying Expenditures Paid With Association Dues**  
**Listed by Entity**

<b>Name of Entity (County)</b> <b>Association Name</b>	<b>Total Local Government Dues</b>	<b>Proportion of Dues Used for Lobbying</b>	<b>Total Dues Used for Lobbying</b>
<b>Clifton Township (Traverse)</b>			
Minnesota Association of Townships	290	9.6%	28
<b>Total for Entity</b>	<b>\$290</b>		<b>\$28</b>
<b>Clinton Falls Township (Steele)</b>			
Minnesota Association of Townships	449	9.6%	43
<b>Total for Entity</b>	<b>\$449</b>		<b>\$43</b>
<b>Clinton Township (Rock)</b>			
Minnesota Association of Townships	426	9.6%	41
<b>Total for Entity</b>	<b>\$426</b>		<b>\$41</b>
<b>Clinton Township (Saint Louis)</b>			
Minnesota Association of Townships	738	9.6%	71
<b>Total for Entity</b>	<b>\$738</b>		<b>\$71</b>
<b>Clitherall Township (Otter Tail)</b>			
Minnesota Association of Townships	490	9.6%	47
<b>Total for Entity</b>	<b>\$490</b>		<b>\$47</b>
<b>Clontarf Township (Swift)</b>			
Minnesota Association of Townships	297	9.6%	29
<b>Total for Entity</b>	<b>\$297</b>		<b>\$29</b>
<b>Clover Township (Clearwater)</b>			
Minnesota Association of Townships	307	9.6%	29
<b>Total for Entity</b>	<b>\$307</b>		<b>\$29</b>
<b>Clover Township (Hubbard)</b>			
Minnesota Association of Townships	322	9.6%	31
<b>Total for Entity</b>	<b>\$322</b>		<b>\$31</b>
<b>Clover Township (Mahnomen)</b>			
Minnesota Association of Townships	314	9.6%	30
<b>Total for Entity</b>	<b>\$314</b>		<b>\$30</b>
<b>Clover Township (Pine)</b>			
Minnesota Association of Townships	471	9.6%	45
<b>Total for Entity</b>	<b>\$471</b>		<b>\$45</b>

**Table 5**  
**2016 Lobbying Expenditures Paid With Association Dues**  
**Listed by Entity**

<b>Name of Entity (County)</b> <b>Association Name</b>	<b>Total Local Government Dues</b>	<b>Proportion of Dues Used for Lobbying</b>	<b>Total Dues Used for Lobbying</b>
<b>Clow Township (Kittson)</b>			
Minnesota Association of Townships	284	9.6%	27
<b>Total for Entity</b>	<b>\$284</b>		<b>\$27</b>
<b>Cokato Township (Wright)</b>			
Minnesota Association of Townships	844	9.6%	81
<b>Total for Entity</b>	<b>\$844</b>		<b>\$81</b>
<b>Colfax Township (Kandiyohi)</b>			
Minnesota Association of Townships	516	9.6%	50
<b>Total for Entity</b>	<b>\$516</b>		<b>\$50</b>
<b>Collegeville Township (Stearns)</b>			
Minnesota Association of Townships	1,482	9.6%	142
<b>Total for Entity</b>	<b>\$1,482</b>		<b>\$142</b>
<b>Collins Township (McLeod)</b>			
Minnesota Association of Townships	482	9.6%	46
<b>Total for Entity</b>	<b>\$482</b>		<b>\$46</b>
<b>Collinwood Township (Meeker)</b>			
Minnesota Association of Townships	769	9.6%	74
<b>Total for Entity</b>	<b>\$769</b>		<b>\$74</b>
<b>Columbia Township (Polk)</b>			
Minnesota Association of Townships	489	9.6%	47
<b>Total for Entity</b>	<b>\$489</b>		<b>\$47</b>
<b>Colvin Township (Saint Louis)</b>			
Minnesota Association of Townships	439	9.6%	42
<b>Total for Entity</b>	<b>\$439</b>		<b>\$42</b>
<b>Comfort Lake Forest Lake Watershed District</b>			
League of Minnesota Cities	1,842	9.8%	181
Minnesota Association of Watershed Districts	2,307	47.0%	1,084
<b>Total for Entity</b>	<b>\$4,149</b>		<b>\$1,265</b>
<b>Comfort Township (Kanabec)</b>			
Minnesota Association of Townships	746	9.6%	72
<b>Total for Entity</b>	<b>\$746</b>		<b>\$72</b>

**Table 5**  
**2016 Lobbying Expenditures Paid With Association Dues**  
**Listed by Entity**

<b>Name of Entity (County)</b> <b>Association Name</b>	<b>Total Local Government Dues</b>	<b>Proportion of Dues Used for Lobbying</b>	<b>Total Dues Used for Lobbying</b>
<b>Como Township (Marshall)</b>			
Minnesota Association of Townships	283	9.6%	27
<b>Total for Entity</b>	<b>\$283</b>		<b>\$27</b>
<b>Compton Township (Otter Tail)</b>			
Minnesota Association of Townships	597	9.6%	57
<b>Total for Entity</b>	<b>\$597</b>		<b>\$57</b>
<b>Comstock Township (Marshall)</b>			
Minnesota Association of Townships	304	9.6%	29
<b>Total for Entity</b>	<b>\$304</b>		<b>\$29</b>
<b>Concord Township (Dodge)</b>			
Minnesota Association of Townships	526	9.6%	50
<b>Total for Entity</b>	<b>\$526</b>		<b>\$50</b>
<b>Connelly Township (Wilkin)</b>			
Minnesota Association of Townships	306	9.6%	29
<b>Total for Entity</b>	<b>\$306</b>		<b>\$29</b>
<b>Cook County</b>			
Arrowhead Counties Association	2,750	60.0%	1,650
Association of Minnesota Counties	5,084	15.2%	773
Greater Minnesota Parks and Trails	150	50.6%	76
<b>Total for Entity</b>	<b>\$7,984</b>		<b>\$2,499</b>
<b>Cook County Soil and Water Conservation District</b>			
Minnesota Association of Soil and Water Conservation Districts	2,413	2.6%	63
<b>Total for Entity</b>	<b>\$2,413</b>		<b>\$63</b>
<b>Coon Creek Township (Lyon)</b>			
Minnesota Association of Townships	346	9.6%	33
<b>Total for Entity</b>	<b>\$346</b>		<b>\$33</b>
<b>Coon Creek Watershed District</b>			
League of Minnesota Cities	1,842	9.8%	181
Minnesota Association of Watershed Districts	4,000	47.0%	1,880
<b>Total for Entity</b>	<b>\$5,842</b>		<b>\$2,061</b>

**Table 5**  
**2016 Lobbying Expenditures Paid With Association Dues**  
**Listed by Entity**

<b>Name of Entity (County)</b> <b>Association Name</b>	<b>Total Local Government Dues</b>	<b>Proportion of Dues Used for Lobbying</b>	<b>Total Dues Used for Lobbying</b>
<b>Copley Township (Clearwater)</b>			
Minnesota Association of Townships	618	9.6%	59
<b>Total for Entity</b>	<b>\$618</b>		<b>\$59</b>
<b>Cordova Township (Le Sueur)</b>			
Minnesota Association of Townships	488	9.6%	47
<b>Total for Entity</b>	<b>\$488</b>		<b>\$47</b>
<b>Corinna Township (Wright)</b>			
Minnesota Association of Townships	1,180	9.6%	113
<b>Total for Entity</b>	<b>\$1,180</b>		<b>\$113</b>
<b>Corliss Township (Otter Tail)</b>			
Minnesota Association of Townships	502	9.6%	48
<b>Total for Entity</b>	<b>\$502</b>		<b>\$48</b>
<b>Cormant Township (Beltrami)</b>			
Minnesota Association of Townships	322	9.6%	31
<b>Total for Entity</b>	<b>\$322</b>		<b>\$31</b>
<b>Cormorant Lakes Watershed District</b>			
Minnesota Association of Watershed Districts	662	47.0%	311
<b>Total for Entity</b>	<b>\$662</b>		<b>\$311</b>
<b>Cormorant Township (Becker)</b>			
Minnesota Association of Townships	750	9.6%	72
<b>Total for Entity</b>	<b>\$750</b>		<b>\$72</b>
<b>Cornish Township (Aitkin)</b>			
Minnesota Association of Townships	280	9.6%	27
<b>Total for Entity</b>	<b>\$280</b>		<b>\$27</b>
<b>Cornish Township (Sibley)</b>			
Minnesota Association of Townships	342	9.6%	33
<b>Total for Entity</b>	<b>\$342</b>		<b>\$33</b>
<b>Cosmos Township (Meeker)</b>			
Minnesota Association of Townships	339	9.6%	33
<b>Total for Entity</b>	<b>\$339</b>		<b>\$33</b>



**Table 5**  
**2016 Lobbying Expenditures Paid With Association Dues**  
**Listed by Entity**

<b>Name of Entity (County)</b> <b>Association Name</b>	<b>Total Local Government Dues</b>	<b>Proportion of Dues Used for Lobbying</b>	<b>Total Dues Used for Lobbying</b>
<b>Cotton Township (Saint Louis)</b>			
Minnesota Association of Townships	483	9.6%	46
<b>Total for Entity</b>	<b>\$483</b>		<b>\$46</b>
<b>Cottonwood County</b>			
Association of Minnesota Counties	7,882	15.2%	1,198
Minnesota Rural Counties Caucus	2,100	50.0%	1,050
<b>Total for Entity</b>	<b>\$9,982</b>		<b>\$2,248</b>
<b>Cottonwood Soil and Water Conservation District</b>			
Minnesota Association of Soil and Water Conservation Districts	2,817	2.6%	73
<b>Total for Entity</b>	<b>\$2,817</b>		<b>\$73</b>
<b>Cottonwood Township (Brown)</b>			
Minnesota Association of Townships	600	9.6%	58
<b>Total for Entity</b>	<b>\$600</b>		<b>\$58</b>
<b>Courtland Township (Nicollet)</b>			
Highway 14 Partnership	200	82.7%	165
Minnesota Association of Townships	533	9.6%	51
<b>Total for Entity</b>	<b>\$733</b>		<b>\$216</b>
<b>Crane Lake Township (Saint Louis)</b>			
Minnesota Association of Townships	294	9.6%	28
<b>Total for Entity</b>	<b>\$294</b>		<b>\$28</b>
<b>Crane Lake Water and Sanitary District</b>			
League of Minnesota Cities	1,842	9.8%	181
<b>Total for Entity</b>	<b>\$1,842</b>		<b>\$181</b>
<b>Crate Township (Chippewa)</b>			
Minnesota Association of Townships	332	9.6%	32
<b>Total for Entity</b>	<b>\$332</b>		<b>\$32</b>
<b>Credit River Township (Scott)</b>			
Minnesota Association of Townships	2,157	9.6%	207
<b>Total for Entity</b>	<b>\$2,157</b>		<b>\$207</b>

**Table 5**  
**2016 Lobbying Expenditures Paid With Association Dues**  
**Listed by Entity**

<b>Name of Entity (County)</b> <b>Association Name</b>	<b>Total Local Government Dues</b>	<b>Proportion of Dues Used for Lobbying</b>	<b>Total Dues Used for Lobbying</b>
<b>Croke Township (Traverse)</b>			
Minnesota Association of Townships	291	9.6%	28
<b>Total for Entity</b>	<b>\$291</b>		<b>\$28</b>
<b>Cromwell Township (Clay)</b>			
Minnesota Association of Townships	453	9.6%	43
<b>Total for Entity</b>	<b>\$453</b>		<b>\$43</b>
<b>Crooked Creek Township (Houston)</b>			
Minnesota Association of Townships	429	9.6%	41
<b>Total for Entity</b>	<b>\$429</b>		<b>\$41</b>
<b>Crooked Creek Watershed District</b>			
Minnesota Association of Watershed Districts	517	47.0%	243
<b>Total for Entity</b>	<b>\$517</b>		<b>\$243</b>
<b>Crooked Lake Township (Cass)</b>			
Minnesota Association of Townships	515	9.6%	49
<b>Total for Entity</b>	<b>\$515</b>		<b>\$49</b>
<b>Crooks Township (Renville)</b>			
Minnesota Association of Townships	331	9.6%	32
<b>Total for Entity</b>	<b>\$331</b>		<b>\$32</b>
<b>Crookston Township (Polk)</b>			
Minnesota Association of Townships	474	9.6%	46
<b>Total for Entity</b>	<b>\$474</b>		<b>\$46</b>
<b>Crosby Township (Pine)</b>			
Minnesota Association of Townships	298	9.6%	29
<b>Total for Entity</b>	<b>\$298</b>		<b>\$29</b>
<b>Crow Lake Township (Stearns)</b>			
Minnesota Association of Townships	439	9.6%	42
<b>Total for Entity</b>	<b>\$439</b>		<b>\$42</b>
<b>Crow River Township (Stearns)</b>			
Minnesota Association of Townships	444	9.6%	43
<b>Total for Entity</b>	<b>\$444</b>		<b>\$43</b>

**Table 5**  
**2016 Lobbying Expenditures Paid With Association Dues**  
**Listed by Entity**

Name of Entity (County) Association Name	Total Local Government Dues	Proportion of Dues Used for Lobbying	Total Dues Used for Lobbying
<b>Crow Wing County</b>			
Association of Minnesota Counties	20,798	15.2%	3,161
Greater Minnesota Parks and Trails	300	50.6%	152
Minnesota Inter-County Association	16,368	25.9%	4,239
<b>Total for Entity</b>	<b>\$37,466</b>		<b>\$7,552</b>
<b>Crow Wing Lake Township (Hubbard)</b>			
Minnesota Association of Townships	447	9.6%	43
<b>Total for Entity</b>	<b>\$447</b>		<b>\$43</b>
<b>Crow Wing Soil and Water Conservation District</b>			
Minnesota Association of Soil and Water Conservation Districts	4,678	2.6%	122
<b>Total for Entity</b>	<b>\$4,678</b>		<b>\$122</b>
<b>Crow Wing Township (Crow Wing)</b>			
Minnesota Association of Townships	1,054	9.6%	101
<b>Total for Entity</b>	<b>\$1,054</b>		<b>\$101</b>
<b>Crystal Bay Township (Lake)</b>			
Minnesota Association of Townships	484	9.6%	46
<b>Total for Entity</b>	<b>\$484</b>		<b>\$46</b>
<b>Cuba Township (Becker)</b>			
Minnesota Association of Townships	433	9.6%	42
<b>Total for Entity</b>	<b>\$433</b>		<b>\$42</b>
<b>Culdrum Township (Morrison)</b>			
Minnesota Association of Townships	495	9.6%	48
<b>Total for Entity</b>	<b>\$495</b>		<b>\$48</b>
<b>Culver Township (Saint Louis)</b>			
Minnesota Association of Townships	435	9.6%	42
<b>Total for Entity</b>	<b>\$435</b>		<b>\$42</b>
<b>Cushing Township (Morrison)</b>			
Minnesota Association of Townships	562	9.6%	54
<b>Total for Entity</b>	<b>\$562</b>		<b>\$54</b>

**Table 5**  
**2016 Lobbying Expenditures Paid With Association Dues**  
**Listed by Entity**

Name of Entity (County) Association Name	Total Local Government Dues	Proportion of Dues Used for Lobbying	Total Dues Used for Lobbying
<b>Custer Township (Lyon)</b>			
Minnesota Association of Townships	332	9.6%	32
<b>Total for Entity</b>	<b>\$332</b>		<b>\$32</b>
<b>Daggett Brook Township (Crow Wing)</b>			
Minnesota Association of Townships	521	9.6%	50
<b>Total for Entity</b>	<b>\$521</b>		<b>\$50</b>
<b>Dahlgren Township (Carver)</b>			
Minnesota Association of Townships	829	9.6%	80
<b>Total for Entity</b>	<b>\$829</b>		<b>\$80</b>
<b>Dailey Township (Mille Lacs)</b>			
Minnesota Association of Townships	345	9.6%	33
<b>Total for Entity</b>	<b>\$345</b>		<b>\$33</b>
<b>Dakota County</b>			
Association of Minnesota Counties	50,566	15.2%	7,686
Minnesota Inter-County Association	106,289	25.9%	27,529
<b>Total for Entity</b>	<b>\$156,855</b>		<b>\$35,215</b>
<b>Dakota County Soil and Water Conservation District</b>			
Minnesota Association of Soil and Water Conservation Districts	4,678	2.6%	122
<b>Total for Entity</b>	<b>\$4,678</b>		<b>\$122</b>
<b>Dalbo Township (Isanti)</b>			
Minnesota Association of Townships	586	9.6%	56
<b>Total for Entity</b>	<b>\$586</b>		<b>\$56</b>
<b>Dale Township (Cottonwood)</b>			
Minnesota Association of Townships	316	9.6%	30
<b>Total for Entity</b>	<b>\$316</b>		<b>\$30</b>
<b>Dane Prairie Township (Otter Tail)</b>			
Minnesota Association of Townships	627	9.6%	60
<b>Total for Entity</b>	<b>\$627</b>		<b>\$60</b>
<b>Danforth Township (Pine)</b>			
Minnesota Association of Townships	294	9.6%	28
<b>Total for Entity</b>	<b>\$294</b>		<b>\$28</b>

**Table 5**  
**2016 Lobbying Expenditures Paid With Association Dues**  
**Listed by Entity**

<b>Name of Entity (County)</b> <b>Association Name</b>	<b>Total Local Government Dues</b>	<b>Proportion of Dues Used for Lobbying</b>	<b>Total Dues Used for Lobbying</b>
<b>Danielson Township (Meeker)</b>			
Minnesota Association of Townships	428	9.6%	41
<b>Total for Entity</b>	<b>\$428</b>		<b>\$41</b>
<b>Danville Township (Blue Earth)</b>			
Minnesota Association of Townships	346	9.6%	33
<b>Total for Entity</b>	<b>\$346</b>		<b>\$33</b>
<b>Darling Township (Morrison)</b>			
Minnesota Association of Townships	503	9.6%	48
<b>Total for Entity</b>	<b>\$503</b>		<b>\$48</b>
<b>Darnen Township (Stevens)</b>			
Minnesota Association of Townships	433	9.6%	42
<b>Total for Entity</b>	<b>\$433</b>		<b>\$42</b>
<b>Darwin Township (Meeker)</b>			
Minnesota Association of Townships	560	9.6%	54
<b>Total for Entity</b>	<b>\$560</b>		<b>\$54</b>
<b>Dassel Township (Meeker)</b>			
Minnesota Association of Townships	884	9.6%	85
<b>Total for Entity</b>	<b>\$884</b>		<b>\$85</b>
<b>Davis Township (Kittson)</b>			
Minnesota Association of Townships	279	9.6%	27
<b>Total for Entity</b>	<b>\$279</b>		<b>\$27</b>
<b>Dawson (Johnson Memorial) Area Hospital District</b>			
League of Minnesota Cities	1,842	9.8%	181
<b>Total for Entity</b>	<b>\$1,842</b>		<b>\$181</b>
<b>Dead Lake Township (Otter Tail)</b>			
Minnesota Association of Townships	498	9.6%	48
<b>Total for Entity</b>	<b>\$498</b>		<b>\$48</b>
<b>Decoria Township (Blue Earth)</b>			
Minnesota Association of Townships	763	9.6%	73
<b>Total for Entity</b>	<b>\$763</b>		<b>\$73</b>

**Table 5**  
**2016 Lobbying Expenditures Paid With Association Dues**  
**Listed by Entity**

<b>Name of Entity (County)</b> <b>Association Name</b>	<b>Total Local Government Dues</b>	<b>Proportion of Dues Used for Lobbying</b>	<b>Total Dues Used for Lobbying</b>
<b>Deer Creek Township (Otter Tail)</b>			
Minnesota Association of Townships	445	9.6%	43
<b>Total for Entity</b>	<b>\$445</b>		<b>\$43</b>
<b>Deer Park Township (Pennington)</b>			
Minnesota Association of Townships	310	9.6%	30
<b>Total for Entity</b>	<b>\$310</b>		<b>\$30</b>
<b>Deer River Township (Itasca)</b>			
Minnesota Association of Townships	565	9.6%	54
<b>Total for Entity</b>	<b>\$565</b>		<b>\$54</b>
<b>Deer Township (Roseau)</b>			
Minnesota Association of Townships	304	9.6%	29
<b>Total for Entity</b>	<b>\$304</b>		<b>\$29</b>
<b>Deerfield Township (Cass)</b>			
Minnesota Association of Townships	307	9.6%	29
<b>Total for Entity</b>	<b>\$307</b>		<b>\$29</b>
<b>Deerfield Township (Steele)</b>			
Minnesota Association of Townships	506	9.6%	49
<b>Total for Entity</b>	<b>\$506</b>		<b>\$49</b>
<b>Deerhorn Township (Wilkin)</b>			
Minnesota Association of Townships	299	9.6%	29
<b>Total for Entity</b>	<b>\$299</b>		<b>\$29</b>
<b>Deerwood Township (Crow Wing)</b>			
Minnesota Association of Townships	822	9.6%	79
<b>Total for Entity</b>	<b>\$822</b>		<b>\$79</b>
<b>Deerwood Township (Kittson)</b>			
Minnesota Association of Townships	320	9.6%	31
<b>Total for Entity</b>	<b>\$320</b>		<b>\$31</b>
<b>Delafield Township (Jackson)</b>			
Minnesota Association of Townships	339	9.6%	33
<b>Total for Entity</b>	<b>\$339</b>		<b>\$33</b>

**Table 5**  
**2016 Lobbying Expenditures Paid With Association Dues**  
**Listed by Entity**

<b>Name of Entity (County)</b> <b>Association Name</b>	<b>Total Local Government Dues</b>	<b>Proportion of Dues Used for Lobbying</b>	<b>Total Dues Used for Lobbying</b>
<b>Delavan Township (Faribault)</b>			
Minnesota Association of Townships	342	9.6%	33
<b>Total for Entity</b>	<b>\$342</b>		<b>\$33</b>
<b>Delaware Township (Grant)</b>			
Minnesota Association of Townships	300	9.6%	29
<b>Total for Entity</b>	<b>\$300</b>		<b>\$29</b>
<b>Delhi Township (Redwood)</b>			
Minnesota Association of Townships	431	9.6%	41
<b>Total for Entity</b>	<b>\$431</b>		<b>\$41</b>
<b>Dell Grove Township (Pine)</b>			
Minnesota Association of Townships	554	9.6%	53
<b>Total for Entity</b>	<b>\$554</b>		<b>\$53</b>
<b>Delton Township (Cottonwood)</b>			
Minnesota Association of Townships	311	9.6%	30
<b>Total for Entity</b>	<b>\$311</b>		<b>\$30</b>
<b>Denmark Township (Washington)</b>			
Minnesota Association of Townships	987	9.6%	95
<b>Total for Entity</b>	<b>\$987</b>		<b>\$95</b>
<b>Denver Township (Rock)</b>			
Minnesota Association of Townships	321	9.6%	31
<b>Total for Entity</b>	<b>\$321</b>		<b>\$31</b>
<b>Derrynane Township (Le Sueur)</b>			
Minnesota Association of Townships	502	9.6%	48
<b>Total for Entity</b>	<b>\$502</b>		<b>\$48</b>
<b>Des Moines River Township (Murray)</b>			
Minnesota Association of Townships	310	9.6%	30
<b>Total for Entity</b>	<b>\$310</b>		<b>\$30</b>
<b>Des Moines Township (Jackson)</b>			
Minnesota Association of Townships	344	9.6%	33
<b>Total for Entity</b>	<b>\$344</b>		<b>\$33</b>

**Table 5**  
**2016 Lobbying Expenditures Paid With Association Dues**  
**Listed by Entity**

<b>Name of Entity (County)</b> <b>Association Name</b>	<b>Total Local Government Dues</b>	<b>Proportion of Dues Used for Lobbying</b>	<b>Total Dues Used for Lobbying</b>
<b>Detroit Township (Becker)</b>			
Minnesota Association of Townships	1,033	9.6%	99
<b>Total for Entity</b>	<b>\$1,033</b>		<b>\$99</b>
<b>Dewald Township (Nobles)</b>			
Minnesota Association of Townships	348	9.6%	33
<b>Total for Entity</b>	<b>\$348</b>		<b>\$33</b>
<b>Dewey Township (Roseau)</b>			
Minnesota Association of Townships	314	9.6%	30
<b>Total for Entity</b>	<b>\$314</b>		<b>\$30</b>
<b>Dexter Township (Mower)</b>			
Minnesota Association of Townships	439	9.6%	42
<b>Total for Entity</b>	<b>\$439</b>		<b>\$42</b>
<b>Diamond Lake Township (Lincoln)</b>			
Minnesota Association of Townships	334	9.6%	32
<b>Total for Entity</b>	<b>\$334</b>		<b>\$32</b>
<b>Dieter Township (Roseau)</b>			
Minnesota Association of Townships	318	9.6%	31
<b>Total for Entity</b>	<b>\$318</b>		<b>\$31</b>
<b>Dodge County</b>			
Association of Minnesota Counties	10,350	15.2%	1,573
Highway 14 Partnership	2,500	82.7%	2,068
<b>Total for Entity</b>	<b>\$12,850</b>		<b>\$3,641</b>
<b>Dodge Soil and Water Conservation District</b>			
Minnesota Association of Soil and Water Conservation Districts	3,174	2.6%	83
<b>Total for Entity</b>	<b>\$3,174</b>		<b>\$83</b>
<b>Dollymount Township (Traverse)</b>			
Minnesota Association of Townships	293	9.6%	28
<b>Total for Entity</b>	<b>\$293</b>		<b>\$28</b>
<b>Donnelly Township (Marshall)</b>			
Minnesota Association of Townships	275	9.6%	26
<b>Total for Entity</b>	<b>\$275</b>		<b>\$26</b>



**Table 5**  
**2016 Lobbying Expenditures Paid With Association Dues**  
**Listed by Entity**

Name of Entity (County) Association Name	Total Local Government Dues	Proportion of Dues Used for Lobbying	Total Dues Used for Lobbying
<b>Donnelly Township (Stevens)</b>			
Minnesota Association of Townships	301	9.6%	29
<b>Total for Entity</b>	<b>\$301</b>		<b>\$29</b>
<b>Dora Township (Otter Tail)</b>			
Minnesota Association of Townships	569	9.6%	55
<b>Total for Entity</b>	<b>\$569</b>		<b>\$55</b>
<b>Douglas County</b>			
Association of Minnesota Counties	14,872	15.2%	2,261
Greater Minnesota Parks and Trails	600	50.6%	304
Minnesota Rural Counties Caucus	2,100	50.0%	1,050
<b>Total for Entity</b>	<b>\$17,572</b>		<b>\$3,615</b>
<b>Douglas County Housing and Redevelopment Authority</b>			
League of Minnesota Cities	1,842	9.8%	181
<b>Total for Entity</b>	<b>\$1,842</b>		<b>\$181</b>
<b>Douglas Soil and Water Conservation District</b>			
Minnesota Association of Soil and Water Conservation Districts	3,827	2.6%	100
<b>Total for Entity</b>	<b>\$3,827</b>		<b>\$100</b>
<b>Douglas Township (Dakota)</b>			
Minnesota Association of Townships	569	9.6%	55
<b>Total for Entity</b>	<b>\$569</b>		<b>\$55</b>
<b>Dover Township (Olmsted)</b>			
Minnesota Association of Townships	468	9.6%	45
<b>Total for Entity</b>	<b>\$468</b>		<b>\$45</b>
<b>Dover, Eyota, Saint Charles Area Sanitary District</b>			
League of Minnesota Cities	1,842	9.8%	181
<b>Total for Entity</b>	<b>\$1,842</b>		<b>\$181</b>
<b>Dovray Township (Murray)</b>			
Minnesota Association of Townships	315	9.6%	30
<b>Total for Entity</b>	<b>\$315</b>		<b>\$30</b>

**Table 5**  
**2016 Lobbying Expenditures Paid With Association Dues**  
**Listed by Entity**

<b>Name of Entity (County)</b> <b>Association Name</b>	<b>Total Local Government Dues</b>	<b>Proportion of Dues Used for Lobbying</b>	<b>Total Dues Used for Lobbying</b>
<b>Dovre Township (Kandiyohi)</b>			
Minnesota Association of Townships	1,086	9.6%	104
<b>Total for Entity</b>	<b>\$1,086</b>		<b>\$104</b>
<b>Drammen Township (Lincoln)</b>			
Minnesota Association of Townships	309	9.6%	30
<b>Total for Entity</b>	<b>\$309</b>		<b>\$30</b>
<b>Dresbach Township (Winona)</b>			
Minnesota Association of Townships	482	9.6%	46
<b>Total for Entity</b>	<b>\$482</b>		<b>\$46</b>
<b>Dryden Township (Sibley)</b>			
Minnesota Association of Townships	427	9.6%	41
<b>Total for Entity</b>	<b>\$427</b>		<b>\$41</b>
<b>Dublin Township (Swift)</b>			
Minnesota Association of Townships	317	9.6%	30
<b>Total for Entity</b>	<b>\$317</b>		<b>\$30</b>
<b>Dudley Township (Clearwater)</b>			
Minnesota Association of Townships	466	9.6%	45
<b>Total for Entity</b>	<b>\$466</b>		<b>\$45</b>
<b>Duluth Entertainment and Convention Center Authority</b>			
League of Minnesota Cities	1,842	9.8%	181
<b>Total for Entity</b>	<b>\$1,842</b>		<b>\$181</b>
<b>Duluth Seaway Port Authority</b>			
Minnesota Ports Association	15,332	100.0%	15,332
<b>Total for Entity</b>	<b>\$15,332</b>		<b>\$15,332</b>
<b>Duluth Township (Saint Louis)</b>			
Minnesota Association of Townships	1,044	9.6%	100
<b>Total for Entity</b>	<b>\$1,044</b>		<b>\$100</b>
<b>Dunbar Township (Faribault)</b>			
Minnesota Association of Townships	427	9.6%	41
<b>Total for Entity</b>	<b>\$427</b>		<b>\$41</b>

**Table 5**  
**2016 Lobbying Expenditures Paid With Association Dues**  
**Listed by Entity**

<b>Name of Entity (County)</b> <b>Association Name</b>	<b>Total Local Government Dues</b>	<b>Proportion of Dues Used for Lobbying</b>	<b>Total Dues Used for Lobbying</b>
<b>Dunn Township (Otter Tail)</b>			
Minnesota Association of Townships	627	9.6%	60
<b>Total for Entity</b>	<b>\$627</b>		<b>\$60</b>
<b>Durand Township (Beltrami)</b>			
Minnesota Association of Townships	345	9.6%	33
<b>Total for Entity</b>	<b>\$345</b>		<b>\$33</b>
<b>Eagle Lake Township (Otter Tail)</b>			
Minnesota Association of Townships	461	9.6%	44
<b>Total for Entity</b>	<b>\$461</b>		<b>\$44</b>
<b>Eagle Point Township (Marshall)</b>			
Minnesota Association of Townships	274	9.6%	26
<b>Total for Entity</b>	<b>\$274</b>		<b>\$26</b>
<b>Eagle Township (Carlton)</b>			
Minnesota Association of Townships	520	9.6%	50
<b>Total for Entity</b>	<b>\$520</b>		<b>\$50</b>
<b>Eagle Valley Township (Todd)</b>			
Minnesota Association of Townships	511	9.6%	49
<b>Total for Entity</b>	<b>\$511</b>		<b>\$49</b>
<b>Eagle View Township (Becker)</b>			
Minnesota Association of Townships	309	9.6%	30
<b>Total for Entity</b>	<b>\$309</b>		<b>\$30</b>
<b>Eagles Nest Township (Saint Louis)</b>			
Minnesota Association of Townships	346	9.6%	33
<b>Total for Entity</b>	<b>\$346</b>		<b>\$33</b>
<b>East Chain Township (Martin)</b>			
Minnesota Association of Townships	428	9.6%	41
<b>Total for Entity</b>	<b>\$428</b>		<b>\$41</b>
<b>East Koochiching Sanitation District</b>			
League of Minnesota Cities	1,842	9.8%	181
<b>Total for Entity</b>	<b>\$1,842</b>		<b>\$181</b>

**Table 5**  
**2016 Lobbying Expenditures Paid With Association Dues**  
**Listed by Entity**

<b>Name of Entity (County)</b> <b>Association Name</b>	<b>Total Local Government Dues</b>	<b>Proportion of Dues Used for Lobbying</b>	<b>Total Dues Used for Lobbying</b>
<b>East Lake Lillian Township (Kandiyohi)</b>			
Minnesota Association of Townships	330	9.6%	32
<b>Total for Entity</b>	<b>\$330</b>		<b>\$32</b>
<b>East Park Township (Marshall)</b>			
Minnesota Association of Townships	276	9.6%	26
<b>Total for Entity</b>	<b>\$276</b>		<b>\$26</b>
<b>East Polk Soil and Water Conservation District</b>			
Minnesota Association of Soil and Water Conservation Districts	2,654	2.6%	69
<b>Total for Entity</b>	<b>\$2,654</b>		<b>\$69</b>
<b>East Side Township (Mille Lacs)</b>			
Minnesota Association of Townships	528	9.6%	51
<b>Total for Entity</b>	<b>\$528</b>		<b>\$51</b>
<b>East Valley Township (Marshall)</b>			
Minnesota Association of Townships	283	9.6%	27
<b>Total for Entity</b>	<b>\$283</b>		<b>\$27</b>
<b>Eastern Township (Otter Tail)</b>			
Minnesota Association of Townships	343	9.6%	33
<b>Total for Entity</b>	<b>\$343</b>		<b>\$33</b>
<b>Echo Township (Yellow Medicine)</b>			
Minnesota Association of Townships	315	9.6%	30
<b>Total for Entity</b>	<b>\$315</b>		<b>\$30</b>
<b>Eckles Township (Beltrami)</b>			
Minnesota Association of Townships	928	9.6%	89
<b>Total for Entity</b>	<b>\$928</b>		<b>\$89</b>
<b>Eckvoll Township (Marshall)</b>			
Minnesota Association of Townships	292	9.6%	28
<b>Total for Entity</b>	<b>\$292</b>		<b>\$28</b>
<b>Eddy Township (Clearwater)</b>			
Minnesota Association of Townships	450	9.6%	43
<b>Total for Entity</b>	<b>\$450</b>		<b>\$43</b>

**Table 5**  
**2016 Lobbying Expenditures Paid With Association Dues**  
**Listed by Entity**

<b>Name of Entity (County)</b> <b>Association Name</b>	<b>Total Local Government Dues</b>	<b>Proportion of Dues Used for Lobbying</b>	<b>Total Dues Used for Lobbying</b>
<b>Eden Lake Township (Stearns)</b>			
Minnesota Association of Townships	900	9.6%	86
<b>Total for Entity</b>	<b>\$900</b>		<b>\$86</b>
<b>Eden Township (Brown)</b>			
Minnesota Association of Townships	344	9.6%	33
<b>Total for Entity</b>	<b>\$344</b>		<b>\$33</b>
<b>Eden Township (Pipestone)</b>			
Minnesota Association of Townships	427	9.6%	41
<b>Total for Entity</b>	<b>\$427</b>		<b>\$41</b>
<b>Eden Township (Polk)</b>			
Minnesota Association of Townships	321	9.6%	31
<b>Total for Entity</b>	<b>\$321</b>		<b>\$31</b>
<b>Edison Township (Swift)</b>			
Minnesota Association of Townships	301	9.6%	29
<b>Total for Entity</b>	<b>\$301</b>		<b>\$29</b>
<b>Edna Township (Otter Tail)</b>			
Minnesota Association of Townships	621	9.6%	60
<b>Total for Entity</b>	<b>\$621</b>		<b>\$60</b>
<b>Edwards Township (Kandiyohi)</b>			
Minnesota Association of Townships	345	9.6%	33
<b>Total for Entity</b>	<b>\$345</b>		<b>\$33</b>
<b>Effington Township (Otter Tail)</b>			
Minnesota Association of Townships	349	9.6%	34
<b>Total for Entity</b>	<b>\$349</b>		<b>\$34</b>
<b>Eglon Township (Clay)</b>			
Minnesota Association of Townships	518	9.6%	50
<b>Total for Entity</b>	<b>\$518</b>		<b>\$50</b>
<b>Eidsvold Township (Lyon)</b>			
Minnesota Association of Townships	349	9.6%	34
<b>Total for Entity</b>	<b>\$349</b>		<b>\$34</b>

**Table 5**  
**2016 Lobbying Expenditures Paid With Association Dues**  
**Listed by Entity**

<b>Name of Entity (County)</b> <b>Association Name</b>	<b>Total Local Government Dues</b>	<b>Proportion of Dues Used for Lobbying</b>	<b>Total Dues Used for Lobbying</b>
<b>Elba Township (Winona)</b>			
Minnesota Association of Townships	439	9.6%	42
<b>Total for Entity</b>	<b>\$439</b>		<b>\$42</b>
<b>Elbow Lake Township (Grant)</b>			
Minnesota Association of Townships	314	9.6%	30
<b>Total for Entity</b>	<b>\$314</b>		<b>\$30</b>
<b>Eldorado Township (Stevens)</b>			
Minnesota Association of Townships	299	9.6%	29
<b>Total for Entity</b>	<b>\$299</b>		<b>\$29</b>
<b>Elgin Township (Wabasha)</b>			
Minnesota Association of Townships	569	9.6%	55
<b>Total for Entity</b>	<b>\$569</b>		<b>\$55</b>
<b>Elizabeth Township (Otter Tail)</b>			
Minnesota Association of Townships	600	9.6%	58
<b>Total for Entity</b>	<b>\$600</b>		<b>\$58</b>
<b>Elk Lake Township (Grant)</b>			
Minnesota Association of Townships	432	9.6%	41
<b>Total for Entity</b>	<b>\$432</b>		<b>\$41</b>
<b>Elk Township (Nobles)</b>			
Minnesota Association of Townships	348	9.6%	33
<b>Total for Entity</b>	<b>\$348</b>		<b>\$33</b>
<b>Elkton Township (Clay)</b>			
Minnesota Association of Townships	444	9.6%	43
<b>Total for Entity</b>	<b>\$444</b>		<b>\$43</b>
<b>Ellington Township (Dodge)</b>			
Minnesota Association of Townships	423	9.6%	41
<b>Total for Entity</b>	<b>\$423</b>		<b>\$41</b>
<b>Ellsborough Township (Murray)</b>			
Minnesota Association of Townships	316	9.6%	30
<b>Total for Entity</b>	<b>\$316</b>		<b>\$30</b>

**Table 5**  
**2016 Lobbying Expenditures Paid With Association Dues**  
**Listed by Entity**

<b>Name of Entity (County)</b> <b>Association Name</b>	<b>Total Local Government Dues</b>	<b>Proportion of Dues Used for Lobbying</b>	<b>Total Dues Used for Lobbying</b>
<b>Ellsburg Township (Saint Louis)</b>			
Minnesota Association of Townships	338	9.6%	32
<b>Total for Entity</b>	<b>\$338</b>		<b>\$32</b>
<b>Ellsworth Township (Meeker)</b>			
Minnesota Association of Townships	610	9.6%	59
<b>Total for Entity</b>	<b>\$610</b>		<b>\$59</b>
<b>Elm Creek Township (Martin)</b>			
Minnesota Association of Townships	329	9.6%	32
<b>Total for Entity</b>	<b>\$329</b>		<b>\$32</b>
<b>Elmdale Township (Morrison)</b>			
Minnesota Association of Townships	659	9.6%	63
<b>Total for Entity</b>	<b>\$659</b>		<b>\$63</b>
<b>Elmer Township (Pipestone)</b>			
Minnesota Association of Townships	340	9.6%	33
<b>Total for Entity</b>	<b>\$340</b>		<b>\$33</b>
<b>Elmer Township (Saint Louis)</b>			
Minnesota Association of Townships	317	9.6%	30
<b>Total for Entity</b>	<b>\$317</b>		<b>\$30</b>
<b>Elmira Township (Olmsted)</b>			
Minnesota Association of Townships	460	9.6%	44
<b>Total for Entity</b>	<b>\$460</b>		<b>\$44</b>
<b>Elmo Township (Otter Tail)</b>			
Minnesota Association of Townships	443	9.6%	43
<b>Total for Entity</b>	<b>\$443</b>		<b>\$43</b>
<b>Elmore Township (Faribault)</b>			
Minnesota Association of Townships	325	9.6%	31
<b>Total for Entity</b>	<b>\$325</b>		<b>\$31</b>
<b>Elmwood Township (Clay)</b>			
Minnesota Association of Townships	473	9.6%	45
<b>Total for Entity</b>	<b>\$473</b>		<b>\$45</b>

**Table 5**  
**2016 Lobbying Expenditures Paid With Association Dues**  
**Listed by Entity**

<b>Name of Entity (County)</b> <b>Association Name</b>	<b>Total Local Government Dues</b>	<b>Proportion of Dues Used for Lobbying</b>	<b>Total Dues Used for Lobbying</b>
<b>Elysian Township (Le Sueur)</b>			
Minnesota Association of Townships	742	9.6%	71
<b>Total for Entity</b>	<b>\$742</b>		<b>\$71</b>
<b>Emardville Township (Red Lake)</b>			
Minnesota Association of Townships	330	9.6%	32
<b>Total for Entity</b>	<b>\$330</b>		<b>\$32</b>
<b>Embarrass Township (Saint Louis)</b>			
Minnesota Association of Townships	535	9.6%	51
<b>Total for Entity</b>	<b>\$535</b>		<b>\$51</b>
<b>Emerald Township (Faribault)</b>			
Minnesota Association of Townships	342	9.6%	33
<b>Total for Entity</b>	<b>\$342</b>		<b>\$33</b>
<b>Emmet Township (Renville)</b>			
Minnesota Association of Townships	337	9.6%	32
<b>Total for Entity</b>	<b>\$337</b>		<b>\$32</b>
<b>Empire Township (Dakota)</b>			
League of Minnesota Cities	3,106	9.8%	304
Minnesota Association of Townships	1,280	9.6%	123
<b>Total for Entity</b>	<b>\$4,386</b>		<b>\$427</b>
<b>Enstrom Township (Roseau)</b>			
Minnesota Association of Townships	486	9.6%	47
<b>Total for Entity</b>	<b>\$486</b>		<b>\$47</b>
<b>Enterprise Township (Jackson)</b>			
Minnesota Association of Townships	326	9.6%	31
<b>Total for Entity</b>	<b>\$326</b>		<b>\$31</b>
<b>Equality Township (Red Lake)</b>			
Minnesota Association of Townships	309	9.6%	30
<b>Total for Entity</b>	<b>\$309</b>		<b>\$30</b>
<b>Erdahl Township (Grant)</b>			
Minnesota Association of Townships	447	9.6%	43
<b>Total for Entity</b>	<b>\$447</b>		<b>\$43</b>



**Table 5**  
**2016 Lobbying Expenditures Paid With Association Dues**  
**Listed by Entity**

<b>Name of Entity (County)</b> <b>Association Name</b>	<b>Total Local Government Dues</b>	<b>Proportion of Dues Used for Lobbying</b>	<b>Total Dues Used for Lobbying</b>
<b>Erhards Grove Township (Otter Tail)</b>			
Minnesota Association of Townships	477	9.6%	46
<b>Total for Entity</b>	<b>\$477</b>		<b>\$46</b>
<b>Ericson Township (Renville)</b>			
Minnesota Association of Townships	331	9.6%	32
<b>Total for Entity</b>	<b>\$331</b>		<b>\$32</b>
<b>Erie Township (Becker)</b>			
Minnesota Association of Townships	947	9.6%	91
<b>Total for Entity</b>	<b>\$947</b>		<b>\$91</b>
<b>Erin Township (Rice)</b>			
Minnesota Association of Townships	618	9.6%	59
<b>Total for Entity</b>	<b>\$618</b>		<b>\$59</b>
<b>Espelie Township (Marshall)</b>			
Minnesota Association of Townships	282	9.6%	27
<b>Total for Entity</b>	<b>\$282</b>		<b>\$27</b>
<b>Esther Township (Polk)</b>			
Minnesota Association of Townships	321	9.6%	31
<b>Total for Entity</b>	<b>\$321</b>		<b>\$31</b>
<b>Euclid Township (Polk)</b>			
Minnesota Association of Townships	316	9.6%	30
<b>Total for Entity</b>	<b>\$316</b>		<b>\$30</b>
<b>Eureka Township (Dakota)</b>			
Minnesota Association of Townships	869	9.6%	83
<b>Total for Entity</b>	<b>\$869</b>		<b>\$83</b>
<b>Evansville Township (Douglas)</b>			
Minnesota Association of Townships	346	9.6%	33
<b>Total for Entity</b>	<b>\$346</b>		<b>\$33</b>
<b>Everglade Township (Stevens)</b>			
Minnesota Association of Townships	303	9.6%	29
<b>Total for Entity</b>	<b>\$303</b>		<b>\$29</b>

**Table 5**  
**2016 Lobbying Expenditures Paid With Association Dues**  
**Listed by Entity**

<b>Name of Entity (County)</b> <b>Association Name</b>	<b>Total Local Government Dues</b>	<b>Proportion of Dues Used for Lobbying</b>	<b>Total Dues Used for Lobbying</b>
<b>Evergreen Township (Becker)</b>			
Minnesota Association of Townships	450	9.6%	43
<b>Total for Entity</b>	<b>\$450</b>		<b>\$43</b>
<b>Everts Township (Otter Tail)</b>			
Minnesota Association of Townships	547	9.6%	53
<b>Total for Entity</b>	<b>\$547</b>		<b>\$53</b>
<b>Ewington Township (Jackson)</b>			
Minnesota Association of Townships	345	9.6%	33
<b>Total for Entity</b>	<b>\$345</b>		<b>\$33</b>
<b>Excel Township (Marshall)</b>			
Minnesota Association of Townships	440	9.6%	42
<b>Total for Entity</b>	<b>\$440</b>		<b>\$42</b>
<b>Eyota Township (Olmsted)</b>			
Minnesota Association of Townships	501	9.6%	48
<b>Total for Entity</b>	<b>\$501</b>		<b>\$48</b>
<b>Fahlun Township (Kandiyohi)</b>			
Minnesota Association of Townships	449	9.6%	43
<b>Total for Entity</b>	<b>\$449</b>		<b>\$43</b>
<b>Fair Haven Township (Stearns)</b>			
Minnesota Association of Townships	894	9.6%	86
<b>Total for Entity</b>	<b>\$894</b>		<b>\$86</b>
<b>Fairbanks Township (Saint Louis)</b>			
Minnesota Association of Townships	291	9.6%	28
<b>Total for Entity</b>	<b>\$291</b>		<b>\$28</b>
<b>Fairfax Township (Polk)</b>			
Minnesota Association of Townships	334	9.6%	32
<b>Total for Entity</b>	<b>\$334</b>		<b>\$32</b>
<b>Fairfield Township (Crow Wing)</b>			
Minnesota Association of Townships	450	9.6%	43
<b>Total for Entity</b>	<b>\$450</b>		<b>\$43</b>

**Table 5**  
**2016 Lobbying Expenditures Paid With Association Dues**  
**Listed by Entity**

<b>Name of Entity (County)</b> <b>Association Name</b>	<b>Total Local Government Dues</b>	<b>Proportion of Dues Used for Lobbying</b>	<b>Total Dues Used for Lobbying</b>
<b>Fairfield Township (Swift)</b>			
Minnesota Association of Townships	309	9.6%	30
<b>Total for Entity</b>	<b>\$309</b>		<b>\$30</b>
<b>Fairmont Township (Martin)</b>			
Minnesota Association of Townships	438	9.6%	42
<b>Total for Entity</b>	<b>\$438</b>		<b>\$42</b>
<b>Fairview Township (Cass)</b>			
Minnesota Association of Townships	605	9.6%	58
<b>Total for Entity</b>	<b>\$605</b>		<b>\$58</b>
<b>Fairview Township (Lyon)</b>			
Minnesota Association of Townships	460	9.6%	44
<b>Total for Entity</b>	<b>\$460</b>		<b>\$44</b>
<b>Falk Township (Clearwater)</b>			
Minnesota Association of Townships	432	9.6%	41
<b>Total for Entity</b>	<b>\$432</b>		<b>\$41</b>
<b>Fall Lake Township (Lake)</b>			
Minnesota Association of Townships	510	9.6%	49
Range Association of Municipalities and Schools	300	25.9%	78
<b>Total for Entity</b>	<b>\$810</b>		<b>\$127</b>
<b>Falun Township (Roseau)</b>			
Minnesota Association of Townships	422	9.6%	41
<b>Total for Entity</b>	<b>\$422</b>		<b>\$41</b>
<b>Fanny Township (Polk)</b>			
Minnesota Association of Townships	305	9.6%	29
<b>Total for Entity</b>	<b>\$305</b>		<b>\$29</b>
<b>Farden Township (Hubbard)</b>			
Minnesota Association of Townships	777	9.6%	75
<b>Total for Entity</b>	<b>\$777</b>		<b>\$75</b>
<b>Faribault County</b>			
Association of Minnesota Counties	9,105	15.2%	1,384
<b>Total for Entity</b>	<b>\$9,105</b>		<b>\$1,384</b>

**Table 5**  
**2016 Lobbying Expenditures Paid With Association Dues**  
**Listed by Entity**

<b>Name of Entity (County)</b> <b>Association Name</b>	<b>Total Local Government Dues</b>	<b>Proportion of Dues Used for Lobbying</b>	<b>Total Dues Used for Lobbying</b>
<b>Faribault County Soil and Water Conservation District</b>			
Minnesota Association of Soil and Water Conservation Districts	2,994	2.6%	78
<b>Total for Entity</b>	<b>\$2,994</b>		<b>\$78</b>
<b>Farley Township (Polk)</b>			
Minnesota Association of Townships	283	9.6%	27
<b>Total for Entity</b>	<b>\$283</b>		<b>\$27</b>
<b>Farm Island Township (Aitkin)</b>			
Minnesota Association of Townships	750	9.6%	72
<b>Total for Entity</b>	<b>\$750</b>		<b>\$72</b>
<b>Farming Township (Stearns)</b>			
Minnesota Association of Townships	656	9.6%	63
<b>Total for Entity</b>	<b>\$656</b>		<b>\$63</b>
<b>Farmington Township (Olmsted)</b>			
Minnesota Association of Townships	484	9.6%	46
<b>Total for Entity</b>	<b>\$484</b>		<b>\$46</b>
<b>Fawn Lake Township (Todd)</b>			
Minnesota Association of Townships	513	9.6%	49
<b>Total for Entity</b>	<b>\$513</b>		<b>\$49</b>
<b>Faxon Township (Sibley)</b>			
Minnesota Association of Townships	559	9.6%	54
<b>Total for Entity</b>	<b>\$559</b>		<b>\$54</b>
<b>Fayal Township (Saint Louis)</b>			
League of Minnesota Cities	2,014	9.8%	197
Minnesota Association of Townships	992	9.6%	95
Range Association of Municipalities and Schools	400	25.9%	104
<b>Total for Entity</b>	<b>\$3,406</b>		<b>\$396</b>
<b>Featherstone Township (Goodhue)</b>			
Minnesota Association of Townships	591	9.6%	57
<b>Total for Entity</b>	<b>\$591</b>		<b>\$57</b>

**Table 5**  
**2016 Lobbying Expenditures Paid With Association Dues**  
**Listed by Entity**

<b>Name of Entity (County)</b> <b>Association Name</b>	<b>Total Local Government Dues</b>	<b>Proportion of Dues Used for Lobbying</b>	<b>Total Dues Used for Lobbying</b>
<b>Feeley Township (Itasca)</b>			
Minnesota Association of Townships	437	9.6%	42
<b>Total for Entity</b>	<b>\$437</b>		<b>\$42</b>
<b>Felton Township (Clay)</b>			
Minnesota Association of Townships	296	9.6%	28
<b>Total for Entity</b>	<b>\$296</b>		<b>\$28</b>
<b>Fenton Township (Murray)</b>			
Minnesota Association of Townships	322	9.6%	31
<b>Total for Entity</b>	<b>\$322</b>		<b>\$31</b>
<b>Fergus Falls Township (Otter Tail)</b>			
Minnesota Association of Townships	735	9.6%	71
<b>Total for Entity</b>	<b>\$735</b>		<b>\$71</b>
<b>Fern Township (Hubbard)</b>			
Minnesota Association of Townships	423	9.6%	41
<b>Total for Entity</b>	<b>\$423</b>		<b>\$41</b>
<b>Field Township (Saint Louis)</b>			
Minnesota Association of Townships	467	9.6%	45
<b>Total for Entity</b>	<b>\$467</b>		<b>\$45</b>
<b>Fieldon Township (Watonwan)</b>			
Minnesota Association of Townships	334	9.6%	32
<b>Total for Entity</b>	<b>\$334</b>		<b>\$32</b>
<b>Fillmore County</b>			
Association of Minnesota Counties	10,835	15.2%	1,647
<b>Total for Entity</b>	<b>\$10,835</b>		<b>\$1,647</b>
<b>Fillmore Soil and Water Conservation District</b>			
Minnesota Association of Soil and Water Conservation Districts	3,244	2.6%	84
<b>Total for Entity</b>	<b>\$3,244</b>		<b>\$84</b>
<b>Fillmore Township (Fillmore)</b>			
Minnesota Association of Townships	488	9.6%	47
<b>Total for Entity</b>	<b>\$488</b>		<b>\$47</b>

**Table 5**  
**2016 Lobbying Expenditures Paid With Association Dues**  
**Listed by Entity**

<b>Name of Entity (County)</b> <b>Association Name</b>	<b>Total Local Government Dues</b>	<b>Proportion of Dues Used for Lobbying</b>	<b>Total Dues Used for Lobbying</b>
<b>Fine Lakes Township (Saint Louis)</b>			
Minnesota Association of Townships	309	9.6%	30
<b>Total for Entity</b>	<b>\$309</b>		<b>\$30</b>
<b>Finlayson Township (Pine)</b>			
Minnesota Association of Townships	481	9.6%	46
<b>Total for Entity</b>	<b>\$481</b>		<b>\$46</b>
<b>Fish Lake Township (Chisago)</b>			
Minnesota Association of Townships	1,050	9.6%	101
<b>Total for Entity</b>	<b>\$1,050</b>		<b>\$101</b>
<b>Fisher Township (Polk)</b>			
Minnesota Association of Townships	333	9.6%	32
<b>Total for Entity</b>	<b>\$333</b>		<b>\$32</b>
<b>Fleming Township (Aitkin)</b>			
Minnesota Association of Townships	440	9.6%	42
<b>Total for Entity</b>	<b>\$440</b>		<b>\$42</b>
<b>Fleming Township (Pine)</b>			
Minnesota Association of Townships	313	9.6%	30
<b>Total for Entity</b>	<b>\$313</b>		<b>\$30</b>
<b>Flom Township (Norman)</b>			
Minnesota Association of Townships	339	9.6%	33
<b>Total for Entity</b>	<b>\$339</b>		<b>\$33</b>
<b>Floodwood Township (Saint Louis)</b>			
Minnesota Association of Townships	431	9.6%	41
<b>Total for Entity</b>	<b>\$431</b>		<b>\$41</b>
<b>Flora Township (Renville)</b>			
Minnesota Association of Townships	327	9.6%	31
<b>Total for Entity</b>	<b>\$327</b>		<b>\$31</b>
<b>Florence Township (Goodhue)</b>			
Minnesota Association of Townships	923	9.6%	89
<b>Total for Entity</b>	<b>\$923</b>		<b>\$89</b>

**Table 5**  
**2016 Lobbying Expenditures Paid With Association Dues**  
**Listed by Entity**

<b>Name of Entity (County)</b> <b>Association Name</b>	<b>Total Local Government Dues</b>	<b>Proportion of Dues Used for Lobbying</b>	<b>Total Dues Used for Lobbying</b>
<b>Florida Township (Yellow Medicine)</b>			
Minnesota Association of Townships	310	9.6%	30
<b>Total for Entity</b>	<b>\$310</b>		<b>\$30</b>
<b>Flowing Township (Clay)</b>			
Minnesota Association of Townships	294	9.6%	28
<b>Total for Entity</b>	<b>\$294</b>		<b>\$28</b>
<b>Foldahl Township (Marshall)</b>			
Minnesota Association of Townships	289	9.6%	28
<b>Total for Entity</b>	<b>\$289</b>		<b>\$28</b>
<b>Folden Township (Otter Tail)</b>			
Minnesota Association of Townships	439	9.6%	42
<b>Total for Entity</b>	<b>\$439</b>		<b>\$42</b>
<b>Folsom Township (Traverse)</b>			
Minnesota Association of Townships	308	9.6%	30
<b>Total for Entity</b>	<b>\$308</b>		<b>\$30</b>
<b>Ford Township (Kanabec)</b>			
Minnesota Association of Townships	330	9.6%	32
<b>Total for Entity</b>	<b>\$330</b>		<b>\$32</b>
<b>Forest City Township (Meeker)</b>			
Minnesota Association of Townships	550	9.6%	53
<b>Total for Entity</b>	<b>\$550</b>		<b>\$53</b>
<b>Forest Prairie Township (Meeker)</b>			
Minnesota Association of Townships	651	9.6%	62
<b>Total for Entity</b>	<b>\$651</b>		<b>\$62</b>
<b>Forest Township (Becker)</b>			
Minnesota Association of Townships	297	9.6%	29
<b>Total for Entity</b>	<b>\$297</b>		<b>\$29</b>
<b>Forest Township (Rice)</b>			
Minnesota Association of Townships	812	9.6%	78
<b>Total for Entity</b>	<b>\$812</b>		<b>\$78</b>

**Table 5**  
**2016 Lobbying Expenditures Paid With Association Dues**  
**Listed by Entity**

<b>Name of Entity (County)</b> <b>Association Name</b>	<b>Total Local Government Dues</b>	<b>Proportion of Dues Used for Lobbying</b>	<b>Total Dues Used for Lobbying</b>
<b>Forestville Township (Fillmore)</b>			
Minnesota Association of Townships	452	9.6%	43
<b>Total for Entity</b>	<b>\$452</b>		<b>\$43</b>
<b>Fork Township (Marshall)</b>			
Minnesota Association of Townships	273	9.6%	26
<b>Total for Entity</b>	<b>\$273</b>		<b>\$26</b>
<b>Fort Ripley Township (Crow Wing)</b>			
Minnesota Association of Townships	629	9.6%	60
<b>Total for Entity</b>	<b>\$629</b>		<b>\$60</b>
<b>Fortier Township (Yellow Medicine)</b>			
Minnesota Association of Townships	300	9.6%	29
<b>Total for Entity</b>	<b>\$300</b>		<b>\$29</b>
<b>Fossum Township (Norman)</b>			
Minnesota Association of Townships	316	9.6%	30
<b>Total for Entity</b>	<b>\$316</b>		<b>\$30</b>
<b>Foster Township (Big Stone)</b>			
Minnesota Association of Townships	306	9.6%	29
<b>Total for Entity</b>	<b>\$306</b>		<b>\$29</b>
<b>Foster Township (Faribault)</b>			
Minnesota Association of Townships	341	9.6%	33
<b>Total for Entity</b>	<b>\$341</b>		<b>\$33</b>
<b>Fountain Prairie Township (Pipestone)</b>			
Minnesota Association of Townships	326	9.6%	31
<b>Total for Entity</b>	<b>\$326</b>		<b>\$31</b>
<b>Fountain Township (Fillmore)</b>			
Minnesota Association of Townships	441	9.6%	42
<b>Total for Entity</b>	<b>\$441</b>		<b>\$42</b>
<b>Fox Lake Township (Martin)</b>			
Minnesota Association of Townships	345	9.6%	33
<b>Total for Entity</b>	<b>\$345</b>		<b>\$33</b>



**Table 5**  
**2016 Lobbying Expenditures Paid With Association Dues**  
**Listed by Entity**

<b>Name of Entity (County)</b> <b>Association Name</b>	<b>Total Local Government Dues</b>	<b>Proportion of Dues Used for Lobbying</b>	<b>Total Dues Used for Lobbying</b>
<b>Foxhome Township (Wilkin)</b>			
Minnesota Association of Townships	304	9.6%	29
<b>Total for Entity</b>	<b>\$304</b>		<b>\$29</b>
<b>Framnas Township (Stevens)</b>			
Minnesota Association of Townships	436	9.6%	42
<b>Total for Entity</b>	<b>\$436</b>		<b>\$42</b>
<b>Franconia Township (Chisago)</b>			
Minnesota Association of Townships	984	9.6%	94
<b>Total for Entity</b>	<b>\$984</b>		<b>\$94</b>
<b>Frankford Township (Mower)</b>			
Minnesota Association of Townships	456	9.6%	44
<b>Total for Entity</b>	<b>\$456</b>		<b>\$44</b>
<b>Franklin Township (Wright)</b>			
Minnesota Association of Townships	1,317	9.6%	126
<b>Total for Entity</b>	<b>\$1,317</b>		<b>\$126</b>
<b>Fraser Township (Martin)</b>			
Minnesota Association of Townships	434	9.6%	42
<b>Total for Entity</b>	<b>\$434</b>		<b>\$42</b>
<b>Fredenberg Township (Saint Louis)</b>			
Minnesota Association of Townships	838	9.6%	80
<b>Total for Entity</b>	<b>\$838</b>		<b>\$80</b>
<b>Freeborn County</b>			
Association of Minnesota Counties	13,257	15.2%	2,015
<b>Total for Entity</b>	<b>\$13,257</b>		<b>\$2,015</b>
<b>Freeborn County Soil and Water Conservation District</b>			
Minnesota Association of Soil and Water Conservation Districts	3,594	2.6%	93
<b>Total for Entity</b>	<b>\$3,594</b>		<b>\$93</b>
<b>Freeborn Township (Freeborn)</b>			
Minnesota Association of Townships	350	9.6%	34
<b>Total for Entity</b>	<b>\$350</b>		<b>\$34</b>

**Table 5**  
**2016 Lobbying Expenditures Paid With Association Dues**  
**Listed by Entity**

<b>Name of Entity (County)</b> <b>Association Name</b>	<b>Total Local Government Dues</b>	<b>Proportion of Dues Used for Lobbying</b>	<b>Total Dues Used for Lobbying</b>
<b>Freedom Township (Waseca)</b>			
Minnesota Association of Townships	442	9.6%	42
<b>Total for Entity</b>	<b>\$442</b>		<b>\$42</b>
<b>Freeland Township (Lac qui Parle)</b>			
Minnesota Association of Townships	300	9.6%	29
<b>Total for Entity</b>	<b>\$300</b>		<b>\$29</b>
<b>Freeman Township (Freeborn)</b>			
Minnesota Association of Townships	494	9.6%	47
<b>Total for Entity</b>	<b>\$494</b>		<b>\$47</b>
<b>Fremont Township (Winona)</b>			
Minnesota Association of Townships	445	9.6%	43
<b>Total for Entity</b>	<b>\$445</b>		<b>\$43</b>
<b>French Lake Township (Wright)</b>			
Minnesota Association of Townships	799	9.6%	77
<b>Total for Entity</b>	<b>\$799</b>		<b>\$77</b>
<b>French Township (Saint Louis)</b>			
Minnesota Association of Townships	515	9.6%	49
<b>Total for Entity</b>	<b>\$515</b>		<b>\$49</b>
<b>Friberg Township (Otter Tail)</b>			
Minnesota Association of Townships	598	9.6%	57
<b>Total for Entity</b>	<b>\$598</b>		<b>\$57</b>
<b>Friendship Township (Yellow Medicine)</b>			
Minnesota Association of Townships	328	9.6%	31
<b>Total for Entity</b>	<b>\$328</b>		<b>\$31</b>
<b>Frohn Township (Beltrami)</b>			
Minnesota Association of Townships	878	9.6%	84
<b>Total for Entity</b>	<b>\$878</b>		<b>\$84</b>
<b>Gail Lake Township (Crow Wing)</b>			
Minnesota Association of Townships	302	9.6%	29
<b>Total for Entity</b>	<b>\$302</b>		<b>\$29</b>

**Table 5**  
**2016 Lobbying Expenditures Paid With Association Dues**  
**Listed by Entity**

<b>Name of Entity (County)</b> <b>Association Name</b>	<b>Total Local Government Dues</b>	<b>Proportion of Dues Used for Lobbying</b>	<b>Total Dues Used for Lobbying</b>
<b>Galena Township (Martin)</b>			
Minnesota Association of Townships	345	9.6%	33
<b>Total for Entity</b>	<b>\$345</b>		<b>\$33</b>
<b>Gales Township (Redwood)</b>			
Minnesota Association of Townships	314	9.6%	30
<b>Total for Entity</b>	<b>\$314</b>		<b>\$30</b>
<b>Garden City Township (Blue Earth)</b>			
Minnesota Association of Townships	555	9.6%	53
<b>Total for Entity</b>	<b>\$555</b>		<b>\$53</b>
<b>Garden Township (Polk)</b>			
Minnesota Association of Townships	338	9.6%	32
<b>Total for Entity</b>	<b>\$338</b>		<b>\$32</b>
<b>Garfield Township (Lac qui Parle)</b>			
Minnesota Association of Townships	315	9.6%	30
<b>Total for Entity</b>	<b>\$315</b>		<b>\$30</b>
<b>Garfield Township (Polk)</b>			
Minnesota Association of Townships	492	9.6%	47
<b>Total for Entity</b>	<b>\$492</b>		<b>\$47</b>
<b>Garnes Township (Red Lake)</b>			
Minnesota Association of Townships	329	9.6%	32
<b>Total for Entity</b>	<b>\$329</b>		<b>\$32</b>
<b>Garrison Township (Crow Wing)</b>			
Minnesota Association of Townships	579	9.6%	56
<b>Total for Entity</b>	<b>\$579</b>		<b>\$56</b>
<b>Garrison, Kathio, West Mille Lacs Lake Sanitary Sewer District</b>			
League of Minnesota Cities	1,842	9.8%	181
<b>Total for Entity</b>	<b>\$1,842</b>		<b>\$181</b>
<b>Geneva Township (Freeborn)</b>			
Minnesota Association of Townships	470	9.6%	45
<b>Total for Entity</b>	<b>\$470</b>		<b>\$45</b>

**Table 5**  
**2016 Lobbying Expenditures Paid With Association Dues**  
**Listed by Entity**

<b>Name of Entity (County)</b> <b>Association Name</b>	<b>Total Local Government Dues</b>	<b>Proportion of Dues Used for Lobbying</b>	<b>Total Dues Used for Lobbying</b>
<b>Genessee Township (Kandiyohi)</b>			
Minnesota Association of Townships	471	9.6%	45
<b>Total for Entity</b>	<b>\$471</b>		<b>\$45</b>
<b>Gentilly Township (Polk)</b>			
Minnesota Association of Townships	425	9.6%	41
<b>Total for Entity</b>	<b>\$425</b>		<b>\$41</b>
<b>Georgetown Township (Clay)</b>			
Minnesota Association of Townships	319	9.6%	31
<b>Total for Entity</b>	<b>\$319</b>		<b>\$31</b>
<b>Germania Township (Todd)</b>			
Minnesota Association of Townships	496	9.6%	48
<b>Total for Entity</b>	<b>\$496</b>		<b>\$48</b>
<b>Germantown Township (Cottonwood)</b>			
Minnesota Association of Townships	335	9.6%	32
<b>Total for Entity</b>	<b>\$335</b>		<b>\$32</b>
<b>Gervais Township (Red Lake)</b>			
Minnesota Association of Townships	343	9.6%	33
<b>Total for Entity</b>	<b>\$343</b>		<b>\$33</b>
<b>Getty Township (Stearns)</b>			
Minnesota Association of Townships	460	9.6%	44
<b>Total for Entity</b>	<b>\$460</b>		<b>\$44</b>
<b>Gilchrist Township (Pope)</b>			
Minnesota Association of Townships	332	9.6%	32
<b>Total for Entity</b>	<b>\$332</b>		<b>\$32</b>
<b>Gillford Township (Wabasha)</b>			
Minnesota Association of Townships	518	9.6%	50
<b>Total for Entity</b>	<b>\$518</b>		<b>\$50</b>
<b>Gilmanton Township (Benton)</b>			
Minnesota Association of Townships	622	9.6%	60
<b>Total for Entity</b>	<b>\$622</b>		<b>\$60</b>

**Table 5**  
**2016 Lobbying Expenditures Paid With Association Dues**  
**Listed by Entity**

<b>Name of Entity (County)</b> <b>Association Name</b>	<b>Total Local Government Dues</b>	<b>Proportion of Dues Used for Lobbying</b>	<b>Total Dues Used for Lobbying</b>
<b>Girard Township (Otter Tail)</b>			
Minnesota Association of Townships	572	9.6%	55
<b>Total for Entity</b>	<b>\$572</b>		<b>\$55</b>
<b>Glasgow Township (Wabasha)</b>			
Minnesota Association of Townships	350	9.6%	34
<b>Total for Entity</b>	<b>\$350</b>		<b>\$34</b>
<b>Glen Township (Aitkin)</b>			
Minnesota Association of Townships	478	9.6%	46
<b>Total for Entity</b>	<b>\$478</b>		<b>\$46</b>
<b>Glencoe Township (McLeod)</b>			
Minnesota Association of Townships	491	9.6%	47
<b>Total for Entity</b>	<b>\$491</b>		<b>\$47</b>
<b>Glendorado Township (Benton)</b>			
Minnesota Association of Townships	582	9.6%	56
<b>Total for Entity</b>	<b>\$582</b>		<b>\$56</b>
<b>Glenwood Township (Pope)</b>			
Minnesota Association of Townships	746	9.6%	72
<b>Total for Entity</b>	<b>\$746</b>		<b>\$72</b>
<b>Glyndon Township (Clay)</b>			
Minnesota Association of Townships	429	9.6%	41
<b>Total for Entity</b>	<b>\$429</b>		<b>\$41</b>
<b>Gnesen Township (Saint Louis)</b>			
Minnesota Association of Townships	963	9.6%	92
<b>Total for Entity</b>	<b>\$963</b>		<b>\$92</b>
<b>Godfrey Township (Polk)</b>			
Minnesota Association of Townships	440	9.6%	42
<b>Total for Entity</b>	<b>\$440</b>		<b>\$42</b>
<b>Golden Valley Township (Roseau)</b>			
Minnesota Association of Townships	330	9.6%	32
<b>Total for Entity</b>	<b>\$330</b>		<b>\$32</b>

**Table 5**  
**2016 Lobbying Expenditures Paid With Association Dues**  
**Listed by Entity**

<b>Name of Entity (County)</b> <b>Association Name</b>	<b>Total Local Government Dues</b>	<b>Proportion of Dues Used for Lobbying</b>	<b>Total Dues Used for Lobbying</b>
<b>Good Hope Township (Itasca)</b>			
Minnesota Association of Townships	303	9.6%	29
<b>Total for Entity</b>	<b>\$303</b>		<b>\$29</b>
<b>Good Hope Township (Norman)</b>			
Minnesota Association of Townships	284	9.6%	27
<b>Total for Entity</b>	<b>\$284</b>		<b>\$27</b>
<b>Goodhue County</b>			
Association of Minnesota Counties	17,387	15.2%	2,643
Greater Minnesota Parks and Trails	300	50.6%	152
<b>Total for Entity</b>	<b>\$17,687</b>		<b>\$2,795</b>
<b>Goodhue County Soil and Water Conservation District</b>			
Minnesota Association of Soil and Water Conservation Districts	4,191	2.6%	109
<b>Total for Entity</b>	<b>\$4,191</b>		<b>\$109</b>
<b>Goodhue Township (Goodhue)</b>			
Minnesota Association of Townships	512	9.6%	49
<b>Total for Entity</b>	<b>\$512</b>		<b>\$49</b>
<b>Goodland Township (Itasca)</b>			
Minnesota Association of Townships	491	9.6%	47
<b>Total for Entity</b>	<b>\$491</b>		<b>\$47</b>
<b>Goodridge Township (Pennington)</b>			
Minnesota Association of Townships	294	9.6%	28
<b>Total for Entity</b>	<b>\$294</b>		<b>\$28</b>
<b>Goose Prairie Township (Clay)</b>			
Minnesota Association of Townships	326	9.6%	31
<b>Total for Entity</b>	<b>\$326</b>		<b>\$31</b>
<b>Gordon Township (Todd)</b>			
Minnesota Association of Townships	546	9.6%	52
<b>Total for Entity</b>	<b>\$546</b>		<b>\$52</b>
<b>Gorman Township (Otter Tail)</b>			
Minnesota Association of Townships	488	9.6%	47
<b>Total for Entity</b>	<b>\$488</b>		<b>\$47</b>

**Table 5**  
**2016 Lobbying Expenditures Paid With Association Dues**  
**Listed by Entity**

<b>Name of Entity (County)</b> <b>Association Name</b>	<b>Total Local Government Dues</b>	<b>Proportion of Dues Used for Lobbying</b>	<b>Total Dues Used for Lobbying</b>
<b>Gorton Township (Grant)</b>			
Minnesota Association of Townships	287	9.6%	28
<b>Total for Entity</b>	<b>\$287</b>		<b>\$28</b>
<b>Gould Township (Cass)</b>			
Minnesota Association of Townships	341	9.6%	33
<b>Total for Entity</b>	<b>\$341</b>		<b>\$33</b>
<b>Grace Township (Chippewa)</b>			
Minnesota Association of Townships	302	9.6%	29
<b>Total for Entity</b>	<b>\$302</b>		<b>\$29</b>
<b>Graceville Township (Big Stone)</b>			
Minnesota Association of Townships	328	9.6%	31
<b>Total for Entity</b>	<b>\$328</b>		<b>\$31</b>
<b>Grafton Township (Sibley)</b>			
Minnesota Association of Townships	342	9.6%	33
<b>Total for Entity</b>	<b>\$342</b>		<b>\$33</b>
<b>Graham Lakes Township (Nobles)</b>			
Minnesota Association of Townships	345	9.6%	33
<b>Total for Entity</b>	<b>\$345</b>		<b>\$33</b>
<b>Graham Township (Benton)</b>			
Minnesota Association of Townships	535	9.6%	51
<b>Total for Entity</b>	<b>\$535</b>		<b>\$51</b>
<b>Granby Township (Nicollet)</b>			
Minnesota Association of Townships	345	9.6%	33
<b>Total for Entity</b>	<b>\$345</b>		<b>\$33</b>
<b>Grand Forks Township (Polk)</b>			
Minnesota Association of Townships	326	9.6%	31
<b>Total for Entity</b>	<b>\$326</b>		<b>\$31</b>
<b>Grand Lake Township (Saint Louis)</b>			
Minnesota Association of Townships	1,282	9.6%	123
<b>Total for Entity</b>	<b>\$1,282</b>		<b>\$123</b>

**Table 5**  
**2016 Lobbying Expenditures Paid With Association Dues**  
**Listed by Entity**

Name of Entity (County) Association Name	Total Local Government Dues	Proportion of Dues Used for Lobbying	Total Dues Used for Lobbying
<b>Grand Meadow Township (Mower)</b>			
Minnesota Association of Townships	436	9.6%	42
<b>Total for Entity</b>	<b>\$436</b>		<b>\$42</b>
<b>Grand Plain Township (Marshall)</b>			
Minnesota Association of Townships	288	9.6%	28
<b>Total for Entity</b>	<b>\$288</b>		<b>\$28</b>
<b>Grand Prairie Township (Nobles)</b>			
Minnesota Association of Townships	336	9.6%	32
<b>Total for Entity</b>	<b>\$336</b>		<b>\$32</b>
<b>Grandview Township (Lyon)</b>			
Minnesota Association of Townships	437	9.6%	42
<b>Total for Entity</b>	<b>\$437</b>		<b>\$42</b>
<b>Grange Township (Pipestone)</b>			
Minnesota Association of Townships	334	9.6%	32
<b>Total for Entity</b>	<b>\$334</b>		<b>\$32</b>
<b>Granite Falls Township (Chippewa)</b>			
Minnesota Association of Townships	348	9.6%	33
<b>Total for Entity</b>	<b>\$348</b>		<b>\$33</b>
<b>Granite Ledge Township (Benton)</b>			
Minnesota Association of Townships	582	9.6%	56
<b>Total for Entity</b>	<b>\$582</b>		<b>\$56</b>
<b>Granite Rock Township (Redwood)</b>			
Minnesota Association of Townships	341	9.6%	33
<b>Total for Entity</b>	<b>\$341</b>		<b>\$33</b>
<b>Granite Township (Morrison)</b>			
Minnesota Association of Townships	490	9.6%	47
<b>Total for Entity</b>	<b>\$490</b>		<b>\$47</b>
<b>Grant County</b>			
Association of Minnesota Counties	5,781	15.2%	879
Minnesota Rural Counties Caucus	2,100	50.0%	1,050
<b>Total for Entity</b>	<b>\$7,881</b>		<b>\$1,929</b>



**Table 5**  
**2016 Lobbying Expenditures Paid With Association Dues**  
**Listed by Entity**

Name of Entity (County) Association Name	Total Local Government Dues	Proportion of Dues Used for Lobbying	Total Dues Used for Lobbying
<b>Grant Soil and Water Conservation District</b>			
Minnesota Association of Soil and Water Conservation Districts	2,513	2.6%	65
<b>Total for Entity</b>	<b>\$2,513</b>		<b>\$65</b>
<b>Grant Valley Township (Beltrami)</b>			
Minnesota Association of Townships	1,076	9.6%	103
<b>Total for Entity</b>	<b>\$1,076</b>		<b>\$103</b>
<b>Granville Township (Kittson)</b>			
Minnesota Association of Townships	296	9.6%	28
<b>Total for Entity</b>	<b>\$296</b>		<b>\$28</b>
<b>Grass Lake Township (Kanabec)</b>			
Minnesota Association of Townships	739	9.6%	71
<b>Total for Entity</b>	<b>\$739</b>		<b>\$71</b>
<b>Grattan Township (Itasca)</b>			
Minnesota Association of Townships	284	9.6%	27
<b>Total for Entity</b>	<b>\$284</b>		<b>\$27</b>
<b>Gray Township (Pipestone)</b>			
Minnesota Association of Townships	340	9.6%	33
<b>Total for Entity</b>	<b>\$340</b>		<b>\$33</b>
<b>Great Bend Township (Cottonwood)</b>			
Minnesota Association of Townships	430	9.6%	41
<b>Total for Entity</b>	<b>\$430</b>		<b>\$41</b>
<b>Great Scott Township (Saint Louis)</b>			
Minnesota Association of Townships	467	9.6%	45
Range Association of Municipalities and Schools	350	25.9%	91
<b>Total for Entity</b>	<b>\$817</b>		<b>\$136</b>
<b>Green Isle Township (Sibley)</b>			
Minnesota Association of Townships	501	9.6%	48
<b>Total for Entity</b>	<b>\$501</b>		<b>\$48</b>
<b>Green Lake Township (Kandiyohi)</b>			
Minnesota Association of Townships	909	9.6%	87
<b>Total for Entity</b>	<b>\$909</b>		<b>\$87</b>

**Table 5**  
**2016 Lobbying Expenditures Paid With Association Dues**  
**Listed by Entity**

<b>Name of Entity (County)</b> <b>Association Name</b>	<b>Total Local Government Dues</b>	<b>Proportion of Dues Used for Lobbying</b>	<b>Total Dues Used for Lobbying</b>
<b>Green Meadow Township (Norman)</b>			
Minnesota Association of Townships	301	9.6%	29
<b>Total for Entity</b>	<b>\$301</b>		<b>\$29</b>
<b>Green Prairie Township (Morrison)</b>			
Minnesota Association of Townships	574	9.6%	55
<b>Total for Entity</b>	<b>\$574</b>		<b>\$55</b>
<b>Green Valley Township (Becker)</b>			
Minnesota Association of Townships	462	9.6%	44
<b>Total for Entity</b>	<b>\$462</b>		<b>\$44</b>
<b>Greenbush Township (Mille Lacs)</b>			
Minnesota Association of Townships	824	9.6%	79
<b>Total for Entity</b>	<b>\$824</b>		<b>\$79</b>
<b>Greenfield Township (Wabasha)</b>			
Minnesota Association of Townships	827	9.6%	79
<b>Total for Entity</b>	<b>\$827</b>		<b>\$79</b>
<b>Greenleaf Township (Meeker)</b>			
Minnesota Association of Townships	550	9.6%	53
<b>Total for Entity</b>	<b>\$550</b>		<b>\$53</b>
<b>Greenvale Township (Dakota)</b>			
Minnesota Association of Townships	603	9.6%	58
<b>Total for Entity</b>	<b>\$603</b>		<b>\$58</b>
<b>Greenway Township (Itasca)</b>			
League of Minnesota Cities	1,033	9.8%	101
Minnesota Association of Townships	616	9.6%	59
<b>Total for Entity</b>	<b>\$1,649</b>		<b>\$160</b>
<b>Greenwood Township (Clearwater)</b>			
Minnesota Association of Townships	296	9.6%	28
<b>Total for Entity</b>	<b>\$296</b>		<b>\$28</b>
<b>Greenwood Township (Saint Louis)</b>			
Minnesota Association of Townships	637	9.6%	61
<b>Total for Entity</b>	<b>\$637</b>		<b>\$61</b>

**Table 5**  
**2016 Lobbying Expenditures Paid With Association Dues**  
**Listed by Entity**

<b>Name of Entity (County)</b> <b>Association Name</b>	<b>Total Local Government Dues</b>	<b>Proportion of Dues Used for Lobbying</b>	<b>Total Dues Used for Lobbying</b>
<b>Gregory Township (Mahnomon)</b>			
Minnesota Association of Townships	294	9.6%	28
<b>Total for Entity</b>	<b>\$294</b>		<b>\$28</b>
<b>Grey Cloud Island Township (Washington)</b>			
Minnesota Association of Townships	432	9.6%	41
<b>Total for Entity</b>	<b>\$432</b>		<b>\$41</b>
<b>Grey Eagle Township (Todd)</b>			
Minnesota Association of Townships	536	9.6%	51
<b>Total for Entity</b>	<b>\$536</b>		<b>\$51</b>
<b>Grimstad Township (Roseau)</b>			
Minnesota Association of Townships	316	9.6%	30
<b>Total for Entity</b>	<b>\$316</b>		<b>\$30</b>
<b>Grove Lake Township (Pope)</b>			
Minnesota Association of Townships	425	9.6%	41
<b>Total for Entity</b>	<b>\$425</b>		<b>\$41</b>
<b>Grove Park-Tilden Township (Polk)</b>			
Minnesota Association of Townships	426	9.6%	41
<b>Total for Entity</b>	<b>\$426</b>		<b>\$41</b>
<b>Grove Township (Stearns)</b>			
Minnesota Association of Townships	497	9.6%	48
<b>Total for Entity</b>	<b>\$497</b>		<b>\$48</b>
<b>Gully Township (Polk)</b>			
Minnesota Association of Townships	310	9.6%	30
<b>Total for Entity</b>	<b>\$310</b>		<b>\$30</b>
<b>Guthrie Township (Hubbard)</b>			
Minnesota Association of Townships	519	9.6%	50
<b>Total for Entity</b>	<b>\$519</b>		<b>\$50</b>
<b>Hagali Township (Beltrami)</b>			
Minnesota Association of Townships	462	9.6%	44
<b>Total for Entity</b>	<b>\$462</b>		<b>\$44</b>

**Table 5**  
**2016 Lobbying Expenditures Paid With Association Dues**  
**Listed by Entity**

<b>Name of Entity (County)</b> <b>Association Name</b>	<b>Total Local Government Dues</b>	<b>Proportion of Dues Used for Lobbying</b>	<b>Total Dues Used for Lobbying</b>
<b>Hagen Township (Clay)</b>			
Minnesota Association of Townships	317	9.6%	30
<b>Total for Entity</b>	<b>\$317</b>		<b>\$30</b>
<b>Halden Township (Saint Louis)</b>			
Minnesota Association of Townships	310	9.6%	30
<b>Total for Entity</b>	<b>\$310</b>		<b>\$30</b>
<b>Hale Township (McLeod)</b>			
Minnesota Association of Townships	628	9.6%	60
<b>Total for Entity</b>	<b>\$628</b>		<b>\$60</b>
<b>Hallock Township (Kittson)</b>			
Minnesota Association of Townships	302	9.6%	29
<b>Total for Entity</b>	<b>\$302</b>		<b>\$29</b>
<b>Halstad Township (Norman)</b>			
Minnesota Association of Townships	302	9.6%	29
<b>Total for Entity</b>	<b>\$302</b>		<b>\$29</b>
<b>Hamden Township (Becker)</b>			
Minnesota Association of Townships	335	9.6%	32
<b>Total for Entity</b>	<b>\$335</b>		<b>\$32</b>
<b>Hamlin Township (Lac qui Parle)</b>			
Minnesota Association of Townships	320	9.6%	31
<b>Total for Entity</b>	<b>\$320</b>		<b>\$31</b>
<b>Hammer Township (Yellow Medicine)</b>			
Minnesota Association of Townships	328	9.6%	31
<b>Total for Entity</b>	<b>\$328</b>		<b>\$31</b>
<b>Hammond Township (Polk)</b>			
Minnesota Association of Townships	285	9.6%	27
<b>Total for Entity</b>	<b>\$285</b>		<b>\$27</b>
<b>Hampden Township (Kittson)</b>			
Minnesota Association of Townships	282	9.6%	27
<b>Total for Entity</b>	<b>\$282</b>		<b>\$27</b>

**Table 5**  
**2016 Lobbying Expenditures Paid With Association Dues**  
**Listed by Entity**

<b>Name of Entity (County)</b> <b>Association Name</b>	<b>Total Local Government Dues</b>	<b>Proportion of Dues Used for Lobbying</b>	<b>Total Dues Used for Lobbying</b>
<b>Hampton Township (Dakota)</b>			
Minnesota Association of Townships	633	9.6%	61
<b>Total for Entity</b>	<b>\$633</b>		<b>\$61</b>
<b>Hamre Township (Beltrami)</b>			
Minnesota Association of Townships	274	9.6%	26
<b>Total for Entity</b>	<b>\$274</b>		<b>\$26</b>
<b>Hancock Township (Carver)</b>			
Minnesota Association of Townships	445	9.6%	43
<b>Total for Entity</b>	<b>\$445</b>		<b>\$43</b>
<b>Hangaard Township (Clearwater)</b>			
Minnesota Association of Townships	272	9.6%	26
<b>Total for Entity</b>	<b>\$272</b>		<b>\$26</b>
<b>Hansonville Township (Lincoln)</b>			
Minnesota Association of Townships	297	9.6%	29
<b>Total for Entity</b>	<b>\$297</b>		<b>\$29</b>
<b>Hantho Township (Lac qui Parle)</b>			
Minnesota Association of Townships	300	9.6%	29
<b>Total for Entity</b>	<b>\$300</b>		<b>\$29</b>
<b>Harmony Township (Fillmore)</b>			
Minnesota Association of Townships	463	9.6%	44
<b>Total for Entity</b>	<b>\$463</b>		<b>\$44</b>
<b>Harris Township (Itasca)</b>			
Minnesota Association of Townships	1,460	9.6%	140
<b>Total for Entity</b>	<b>\$1,460</b>		<b>\$140</b>
<b>Harrison Township (Kandiyohi)</b>			
Minnesota Association of Townships	525	9.6%	50
<b>Total for Entity</b>	<b>\$525</b>		<b>\$50</b>
<b>Hart Lake Township (Hubbard)</b>			
Minnesota Association of Townships	503	9.6%	48
<b>Total for Entity</b>	<b>\$503</b>		<b>\$48</b>

**Table 5**  
**2016 Lobbying Expenditures Paid With Association Dues**  
**Listed by Entity**

<b>Name of Entity (County)</b> <b>Association Name</b>	<b>Total Local Government Dues</b>	<b>Proportion of Dues Used for Lobbying</b>	<b>Total Dues Used for Lobbying</b>
<b>Hart Township (Winona)</b>			
Minnesota Association of Townships	449	9.6%	43
<b>Total for Entity</b>	<b>\$449</b>		<b>\$43</b>
<b>Hartford Township (Todd)</b>			
Minnesota Association of Townships	544	9.6%	52
<b>Total for Entity</b>	<b>\$544</b>		<b>\$52</b>
<b>Hartland Township (Freeborn)</b>			
Minnesota Association of Townships	347	9.6%	33
<b>Total for Entity</b>	<b>\$347</b>		<b>\$33</b>
<b>Harvey Township (Meeker)</b>			
Minnesota Association of Townships	458	9.6%	44
<b>Total for Entity</b>	<b>\$458</b>		<b>\$44</b>
<b>Hassan Valley Township (McLeod)</b>			
Minnesota Association of Townships	552	9.6%	53
<b>Total for Entity</b>	<b>\$552</b>		<b>\$53</b>
<b>Haugen Township (Aitkin)</b>			
Minnesota Association of Townships	329	9.6%	32
<b>Total for Entity</b>	<b>\$329</b>		<b>\$32</b>
<b>Havana Township (Steele)</b>			
Minnesota Association of Townships	519	9.6%	50
<b>Total for Entity</b>	<b>\$519</b>		<b>\$50</b>
<b>Havelock Township (Chippewa)</b>			
Minnesota Association of Townships	326	9.6%	31
<b>Total for Entity</b>	<b>\$326</b>		<b>\$31</b>
<b>Haven Township (Sherburne)</b>			
Minnesota Association of Townships	1,057	9.6%	101
<b>Total for Entity</b>	<b>\$1,057</b>		<b>\$101</b>
<b>Haverhill Township (Olmsted)</b>			
Minnesota Association of Townships	886	9.6%	85
<b>Total for Entity</b>	<b>\$886</b>		<b>\$85</b>

**Table 5**  
**2016 Lobbying Expenditures Paid With Association Dues**  
**Listed by Entity**

Name of Entity (County) Association Name	Total Local Government Dues	Proportion of Dues Used for Lobbying	Total Dues Used for Lobbying
<b>Hawk Creek Township (Renville)</b>			
Minnesota Association of Townships	330	9.6%	32
<b>Total for Entity</b>	<b>\$330</b>		<b>\$32</b>
<b>Hawley Township (Clay)</b>			
Minnesota Association of Townships	496	9.6%	48
<b>Total for Entity</b>	<b>\$496</b>		<b>\$48</b>
<b>Hay Brook Township (Kanabec)</b>			
Minnesota Association of Townships	346	9.6%	33
<b>Total for Entity</b>	<b>\$346</b>		<b>\$33</b>
<b>Hay Creek Township (Goodhue)</b>			
Minnesota Association of Townships	624	9.6%	60
<b>Total for Entity</b>	<b>\$624</b>		<b>\$60</b>
<b>Hayes Township (Swift)</b>			
Minnesota Association of Townships	332	9.6%	32
<b>Total for Entity</b>	<b>\$332</b>		<b>\$32</b>
<b>Hayfield Township (Dodge)</b>			
Minnesota Association of Townships	489	9.6%	47
<b>Total for Entity</b>	<b>\$489</b>		<b>\$47</b>
<b>Hayland Township (Mille Lacs)</b>			
Minnesota Association of Townships	500	9.6%	48
<b>Total for Entity</b>	<b>\$500</b>		<b>\$48</b>
<b>Hayward Township (Freeborn)</b>			
Minnesota Association of Townships	456	9.6%	44
<b>Total for Entity</b>	<b>\$456</b>		<b>\$44</b>
<b>Hazel Run Township (Yellow Medicine)</b>			
Minnesota Association of Townships	332	9.6%	32
<b>Total for Entity</b>	<b>\$332</b>		<b>\$32</b>
<b>Hazelton Township (Aitkin)</b>			
Minnesota Association of Townships	608	9.6%	58
<b>Total for Entity</b>	<b>\$608</b>		<b>\$58</b>

**Table 5**  
**2016 Lobbying Expenditures Paid With Association Dues**  
**Listed by Entity**

<b>Name of Entity (County)</b> <b>Association Name</b>	<b>Total Local Government Dues</b>	<b>Proportion of Dues Used for Lobbying</b>	<b>Total Dues Used for Lobbying</b>
<b>Hazelton Township (Kittson)</b>			
Minnesota Association of Townships	305	9.6%	29
<b>Total for Entity</b>	<b>\$305</b>		<b>\$29</b>
<b>Headwaters Regional Development Commission</b>			
Greater Minnesota Partnership	1,000	71.2%	712
League of Minnesota Cities	1,842	9.8%	181
<b>Total for Entity</b>	<b>\$2,842</b>		<b>\$893</b>
<b>Hector Township (Renville)</b>			
Minnesota Association of Townships	342	9.6%	33
<b>Total for Entity</b>	<b>\$342</b>		<b>\$33</b>
<b>Hegbert Township (Swift)</b>			
Minnesota Association of Townships	300	9.6%	29
<b>Total for Entity</b>	<b>\$300</b>		<b>\$29</b>
<b>Hegne Township (Norman)</b>			
Minnesota Association of Townships	283	9.6%	27
<b>Total for Entity</b>	<b>\$283</b>		<b>\$27</b>
<b>Heier Township (Mahnommen)</b>			
Minnesota Association of Townships	316	9.6%	30
<b>Total for Entity</b>	<b>\$316</b>		<b>\$30</b>
<b>Height of Land Township (Becker)</b>			
Minnesota Association of Townships	556	9.6%	53
<b>Total for Entity</b>	<b>\$556</b>		<b>\$53</b>
<b>Helen Township (McLeod)</b>			
Minnesota Association of Townships	604	9.6%	58
<b>Total for Entity</b>	<b>\$604</b>		<b>\$58</b>
<b>Helena Township (Scott)</b>			
Minnesota Association of Townships	985	9.6%	95
<b>Total for Entity</b>	<b>\$985</b>		<b>\$95</b>
<b>Helga Township (Hubbard)</b>			
Minnesota Association of Townships	864	9.6%	83
<b>Total for Entity</b>	<b>\$864</b>		<b>\$83</b>



**Table 5**  
**2016 Lobbying Expenditures Paid With Association Dues**  
**Listed by Entity**

<b>Name of Entity (County)</b> <b>Association Name</b>	<b>Total Local Government Dues</b>	<b>Proportion of Dues Used for Lobbying</b>	<b>Total Dues Used for Lobbying</b>
<b>Helgeland Township (Polk)</b>			
Minnesota Association of Townships	287	9.6%	28
<b>Total for Entity</b>	<b>\$287</b>		<b>\$28</b>
<b>Henderson Township (Sibley)</b>			
Minnesota Association of Townships	568	9.6%	55
<b>Total for Entity</b>	<b>\$568</b>		<b>\$55</b>
<b>Hendricks Township (Lincoln)</b>			
Minnesota Association of Townships	331	9.6%	32
<b>Total for Entity</b>	<b>\$331</b>		<b>\$32</b>
<b>Hendrickson Township (Hubbard)</b>			
Minnesota Association of Townships	440	9.6%	42
<b>Total for Entity</b>	<b>\$440</b>		<b>\$42</b>
<b>Hendrum Township (Norman)</b>			
Minnesota Association of Townships	298	9.6%	29
<b>Total for Entity</b>	<b>\$298</b>		<b>\$29</b>
<b>Hennepin County</b>			
Association of Minnesota Counties	77,791	15.2%	11,824
Minnesota Association of Soil and Water Conservation Districts	4,678	2.6%	122
<b>Total for Entity</b>	<b>\$82,469</b>		<b>\$11,946</b>
<b>Henning Township (Otter Tail)</b>			
Minnesota Association of Townships	459	9.6%	44
<b>Total for Entity</b>	<b>\$459</b>		<b>\$44</b>
<b>Henrietta Township (Hubbard)</b>			
Minnesota Association of Townships	906	9.6%	87
<b>Total for Entity</b>	<b>\$906</b>		<b>\$87</b>
<b>Henryville Township (Renville)</b>			
Minnesota Association of Townships	333	9.6%	32
<b>Total for Entity</b>	<b>\$333</b>		<b>\$32</b>
<b>Hereim Township (Roseau)</b>			
Minnesota Association of Townships	341	9.6%	33
<b>Total for Entity</b>	<b>\$341</b>		<b>\$33</b>

**Table 5**  
**2016 Lobbying Expenditures Paid With Association Dues**  
**Listed by Entity**

<b>Name of Entity (County)</b> <b>Association Name</b>	<b>Total Local Government Dues</b>	<b>Proportion of Dues Used for Lobbying</b>	<b>Total Dues Used for Lobbying</b>
<b>Heron Lake Township (Jackson)</b>			
Minnesota Association of Townships	435	9.6%	42
<b>Total for Entity</b>	<b>\$435</b>		<b>\$42</b>
<b>Heron Lake Watershed District</b>			
Minnesota Association of Watershed Districts	3,845	47.0%	1,807
<b>Total for Entity</b>	<b>\$3,845</b>		<b>\$1,807</b>
<b>Hersey Township (Nobles)</b>			
Minnesota Association of Townships	339	9.6%	33
<b>Total for Entity</b>	<b>\$339</b>		<b>\$33</b>
<b>Hickory Township (Pennington)</b>			
Minnesota Association of Townships	294	9.6%	28
<b>Total for Entity</b>	<b>\$294</b>		<b>\$28</b>
<b>Higdem Township (Polk)</b>			
Minnesota Association of Townships	295	9.6%	28
<b>Total for Entity</b>	<b>\$295</b>		<b>\$28</b>
<b>High Forest Township (Olmsted)</b>			
Minnesota Association of Townships	732	9.6%	70
<b>Total for Entity</b>	<b>\$732</b>		<b>\$70</b>
<b>High Island Creek Watershed District</b>			
Minnesota Association of Watershed Districts	1,814	47.0%	853
<b>Total for Entity</b>	<b>\$1,814</b>		<b>\$853</b>
<b>Highland Grove Township (Clay)</b>			
Minnesota Association of Townships	438	9.6%	42
<b>Total for Entity</b>	<b>\$438</b>		<b>\$42</b>
<b>Highland Township (Wabasha)</b>			
Minnesota Association of Townships	483	9.6%	46
<b>Total for Entity</b>	<b>\$483</b>		<b>\$46</b>
<b>Highlanding Township (Pennington)</b>			
Minnesota Association of Townships	333	9.6%	32
<b>Total for Entity</b>	<b>\$333</b>		<b>\$32</b>

**Table 5**  
**2016 Lobbying Expenditures Paid With Association Dues**  
**Listed by Entity**

<b>Name of Entity (County)</b> <b>Association Name</b>	<b>Total Local Government Dues</b>	<b>Proportion of Dues Used for Lobbying</b>	<b>Total Dues Used for Lobbying</b>
<b>Highwater Township (Cottonwood)</b>			
Minnesota Association of Townships	322	9.6%	31
<b>Total for Entity</b>	<b>\$322</b>		<b>\$31</b>
<b>Hill Lake Township (Aitkin)</b>			
Minnesota Association of Townships	472	9.6%	45
<b>Total for Entity</b>	<b>\$472</b>		<b>\$45</b>
<b>Hill River Township (Polk)</b>			
Minnesota Association of Townships	320	9.6%	31
<b>Total for Entity</b>	<b>\$320</b>		<b>\$31</b>
<b>Hill Township (Kittson)</b>			
Minnesota Association of Townships	275	9.6%	26
<b>Total for Entity</b>	<b>\$275</b>		<b>\$26</b>
<b>Hillman Township (Kanabec)</b>			
Minnesota Association of Townships	478	9.6%	46
<b>Total for Entity</b>	<b>\$478</b>		<b>\$46</b>
<b>Hillman Township (Morrison)</b>			
Minnesota Association of Townships	334	9.6%	32
<b>Total for Entity</b>	<b>\$334</b>		<b>\$32</b>
<b>Hillsdale Township (Winona)</b>			
Minnesota Association of Townships	627	9.6%	60
<b>Total for Entity</b>	<b>\$627</b>		<b>\$60</b>
<b>Hinckley Township (Pine)</b>			
Minnesota Association of Townships	592	9.6%	57
<b>Total for Entity</b>	<b>\$592</b>		<b>\$57</b>
<b>Hines Township (Beltrami)</b>			
Minnesota Association of Townships	557	9.6%	53
<b>Total for Entity</b>	<b>\$557</b>		<b>\$53</b>
<b>Hiram Township (Cass)</b>			
Minnesota Association of Townships	441	9.6%	42
<b>Total for Entity</b>	<b>\$441</b>		<b>\$42</b>

**Table 5**  
**2016 Lobbying Expenditures Paid With Association Dues**  
**Listed by Entity**

<b>Name of Entity (County)</b> <b>Association Name</b>	<b>Total Local Government Dues</b>	<b>Proportion of Dues Used for Lobbying</b>	<b>Total Dues Used for Lobbying</b>
<b>Hobart Township (Otter Tail)</b>			
Minnesota Association of Townships	589	9.6%	57
<b>Total for Entity</b>	<b>\$589</b>		<b>\$57</b>
<b>Hodges Township (Stevens)</b>			
Minnesota Association of Townships	432	9.6%	41
<b>Total for Entity</b>	<b>\$432</b>		<b>\$41</b>
<b>Hoff Township (Pope)</b>			
Minnesota Association of Townships	319	9.6%	31
<b>Total for Entity</b>	<b>\$319</b>		<b>\$31</b>
<b>Hokah Township (Houston)</b>			
Minnesota Association of Townships	493	9.6%	47
<b>Total for Entity</b>	<b>\$493</b>		<b>\$47</b>
<b>Holden Township (Goodhue)</b>			
Minnesota Association of Townships	485	9.6%	47
<b>Total for Entity</b>	<b>\$485</b>		<b>\$47</b>
<b>Holding Township (Stearns)</b>			
Minnesota Association of Townships	774	9.6%	74
<b>Total for Entity</b>	<b>\$774</b>		<b>\$74</b>
<b>Holland Township (Kandiyohi)</b>			
Minnesota Association of Townships	448	9.6%	43
<b>Total for Entity</b>	<b>\$448</b>		<b>\$43</b>
<b>Holly Township (Murray)</b>			
Minnesota Association of Townships	307	9.6%	29
<b>Total for Entity</b>	<b>\$307</b>		<b>\$29</b>
<b>Hollywood Township (Carver)</b>			
Minnesota Association of Townships	749	9.6%	72
<b>Total for Entity</b>	<b>\$749</b>		<b>\$72</b>
<b>Holmes City Township (Douglas)</b>			
Minnesota Association of Townships	600	9.6%	58
<b>Total for Entity</b>	<b>\$600</b>		<b>\$58</b>

**Table 5**  
**2016 Lobbying Expenditures Paid With Association Dues**  
**Listed by Entity**

<b>Name of Entity (County)</b> <b>Association Name</b>	<b>Total Local Government Dues</b>	<b>Proportion of Dues Used for Lobbying</b>	<b>Total Dues Used for Lobbying</b>
<b>Holmesville Township (Becker)</b>			
Minnesota Association of Townships	505	9.6%	48
<b>Total for Entity</b>	<b>\$505</b>		<b>\$48</b>
<b>Holst Township (Clearwater)</b>			
Minnesota Association of Townships	463	9.6%	44
<b>Total for Entity</b>	<b>\$463</b>		<b>\$44</b>
<b>Holt Township (Fillmore)</b>			
Minnesota Association of Townships	423	9.6%	41
<b>Total for Entity</b>	<b>\$423</b>		<b>\$41</b>
<b>Holt Township (Marshall)</b>			
Minnesota Association of Townships	309	9.6%	30
<b>Total for Entity</b>	<b>\$309</b>		<b>\$30</b>
<b>Holy Cross Township (Clay)</b>			
Minnesota Association of Townships	314	9.6%	30
<b>Total for Entity</b>	<b>\$314</b>		<b>\$30</b>
<b>Holyoke Township (Carlton)</b>			
Minnesota Association of Townships	328	9.6%	31
<b>Total for Entity</b>	<b>\$328</b>		<b>\$31</b>
<b>Home Brook Township (Cass)</b>			
Minnesota Association of Townships	426	9.6%	41
<b>Total for Entity</b>	<b>\$426</b>		<b>\$41</b>
<b>Home Lake Township (Norman)</b>			
Minnesota Association of Townships	315	9.6%	30
<b>Total for Entity</b>	<b>\$315</b>		<b>\$30</b>
<b>Home Township (Brown)</b>			
Minnesota Association of Townships	504	9.6%	48
<b>Total for Entity</b>	<b>\$504</b>		<b>\$48</b>
<b>Homer Township (Winona)</b>			
Minnesota Association of Townships	840	9.6%	81
<b>Total for Entity</b>	<b>\$840</b>		<b>\$81</b>

**Table 5**  
**2016 Lobbying Expenditures Paid With Association Dues**  
**Listed by Entity**

<b>Name of Entity (County)</b> <b>Association Name</b>	<b>Total Local Government Dues</b>	<b>Proportion of Dues Used for Lobbying</b>	<b>Total Dues Used for Lobbying</b>
<b>Homestead Township (Otter Tail)</b>			
Minnesota Association of Townships	453	9.6%	43
<b>Total for Entity</b>	<b>\$453</b>		<b>\$43</b>
<b>Honner Township (Redwood)</b>			
Minnesota Association of Townships	295	9.6%	28
<b>Total for Entity</b>	<b>\$295</b>		<b>\$28</b>
<b>Hope Township (Lincoln)</b>			
Minnesota Association of Townships	426	9.6%	41
<b>Total for Entity</b>	<b>\$426</b>		<b>\$41</b>
<b>Hornet Township (Beltrami)</b>			
Minnesota Association of Townships	343	9.6%	33
<b>Total for Entity</b>	<b>\$343</b>		<b>\$33</b>
<b>Horton Township (Stevens)</b>			
Minnesota Association of Townships	327	9.6%	31
<b>Total for Entity</b>	<b>\$327</b>		<b>\$31</b>
<b>Houston County</b>			
Association of Minnesota Counties	9,500	15.2%	1,444
<b>Total for Entity</b>	<b>\$9,500</b>		<b>\$1,444</b>
<b>Houston Township (Houston)</b>			
Minnesota Association of Townships	459	9.6%	44
<b>Total for Entity</b>	<b>\$459</b>		<b>\$44</b>
<b>Hubbard County</b>			
Association of Minnesota Counties	10,809	15.2%	1,643
<b>Total for Entity</b>	<b>\$10,809</b>		<b>\$1,643</b>
<b>Hubbard County Soil and Water Conservation District</b>			
Minnesota Association of Soil and Water Conservation Districts	3,240	2.6%	84
<b>Total for Entity</b>	<b>\$3,240</b>		<b>\$84</b>
<b>Hubbard Township (Hubbard)</b>			
Minnesota Association of Townships	589	9.6%	57
<b>Total for Entity</b>	<b>\$589</b>		<b>\$57</b>

**Table 5**  
**2016 Lobbying Expenditures Paid With Association Dues**  
**Listed by Entity**

<b>Name of Entity (County)</b> <b>Association Name</b>	<b>Total Local Government Dues</b>	<b>Proportion of Dues Used for Lobbying</b>	<b>Total Dues Used for Lobbying</b>
<b>Hubbard Township (Polk)</b>			
Minnesota Association of Townships	293	9.6%	28
<b>Total for Entity</b>	<b>\$293</b>		<b>\$28</b>
<b>Hudson Township (Douglas)</b>			
Minnesota Association of Townships	625	9.6%	60
<b>Total for Entity</b>	<b>\$625</b>		<b>\$60</b>
<b>Humboldt Township (Clay)</b>			
Minnesota Association of Townships	428	9.6%	41
<b>Total for Entity</b>	<b>\$428</b>		<b>\$41</b>
<b>Hunter Township (Jackson)</b>			
Minnesota Association of Townships	339	9.6%	33
<b>Total for Entity</b>	<b>\$339</b>		<b>\$33</b>
<b>Huntersville Township (Wadena)</b>			
Minnesota Association of Townships	307	9.6%	29
<b>Total for Entity</b>	<b>\$307</b>		<b>\$29</b>
<b>Huntly Township (Marshall)</b>			
Minnesota Association of Townships	295	9.6%	28
<b>Total for Entity</b>	<b>\$295</b>		<b>\$28</b>
<b>Huntsville Township (Polk)</b>			
Minnesota Association of Townships	487	9.6%	47
<b>Total for Entity</b>	<b>\$487</b>		<b>\$47</b>
<b>Huss Township (Roseau)</b>			
Minnesota Association of Townships	310	9.6%	30
<b>Total for Entity</b>	<b>\$310</b>		<b>\$30</b>
<b>Hutchinson Township (McLeod)</b>			
Minnesota Association of Townships	796	9.6%	76
<b>Total for Entity</b>	<b>\$796</b>		<b>\$76</b>
<b>Hyde Park Township (Wabasha)</b>			
Minnesota Association of Townships	426	9.6%	41
<b>Total for Entity</b>	<b>\$426</b>		<b>\$41</b>

**Table 5**  
**2016 Lobbying Expenditures Paid With Association Dues**  
**Listed by Entity**

Name of Entity (County) Association Name	Total Local Government Dues	Proportion of Dues Used for Lobbying	Total Dues Used for Lobbying
<b>I.S.D. # 1 - Aitkin</b>			
Minnesota Rural Education Association	2,385	42.7%	1,018
Minnesota School Boards Association	4,536	21.0%	953
Range Association of Municipalities and Schools	1,250	25.9%	324
<b>Total for Entity</b>	<b>\$8,171</b>		<b>\$2,295</b>
<b>I.S.D. # 100 - Wrenshall</b>			
Minnesota Rural Education Association	715	42.7%	305
Minnesota School Boards Association	2,680	21.0%	563
<b>Total for Entity</b>	<b>\$3,395</b>		<b>\$868</b>
<b>I.S.D. # 108 - Norwood</b>			
Minnesota School Boards Association	4,110	21.0%	863
<b>Total for Entity</b>	<b>\$4,110</b>		<b>\$863</b>
<b>I.S.D. # 11 - Anoka-Hennepin</b>			
Association of Metropolitan School Districts, Inc.	11,519	72.1%	8,305
Minnesota School Boards Association	16,402	21.0%	3,444
Schools for Equity in Education	19,015	86.8%	16,505
<b>Total for Entity</b>	<b>\$46,936</b>		<b>\$28,254</b>
<b>I.S.D. # 110 - Waconia</b>			
Minnesota School Boards Association	8,313	21.0%	1,746
Schools for Equity in Education	5,070	86.8%	4,401
<b>Total for Entity</b>	<b>\$13,383</b>		<b>\$6,147</b>
<b>I.S.D. # 111 - Watertown-Mayer</b>			
Minnesota School Boards Association	5,395	21.0%	1,133
<b>Total for Entity</b>	<b>\$5,395</b>		<b>\$1,133</b>
<b>I.S.D. # 112 - Eastern Carver County</b>			
Association of Metropolitan School Districts, Inc.	11,229	72.1%	8,096
Minnesota School Boards Association	13,302	21.0%	2,793
<b>Total for Entity</b>	<b>\$24,531</b>		<b>\$10,889</b>



**Table 5**  
**2016 Lobbying Expenditures Paid With Association Dues**  
**Listed by Entity**

Name of Entity (County) Association Name	Total Local Government Dues	Proportion of Dues Used for Lobbying	Total Dues Used for Lobbying
<b>I.S.D. # 113 - Walker-Hackensack-Akeley</b>			
Minnesota Rural Education Association	1,886	42.7%	805
Minnesota School Boards Association	3,570	21.0%	750
<b>Total for Entity</b>	<b>\$5,456</b>		<b>\$1,555</b>
<b>I.S.D. # 115 - Cass Lake-Bena Schools</b>			
Minnesota Rural Education Association	2,357	42.7%	1,006
Minnesota School Boards Association	4,423	21.0%	929
<b>Total for Entity</b>	<b>\$6,780</b>		<b>\$1,935</b>
<b>I.S.D. # 116 - Pillager</b>			
Minnesota Rural Education Association	2,181	42.7%	931
Minnesota School Boards Association	4,089	21.0%	859
<b>Total for Entity</b>	<b>\$6,270</b>		<b>\$1,790</b>
<b>I.S.D. # 118 - Northland Community Schools</b>			
Minnesota Rural Education Association	1,476	42.7%	630
Minnesota School Boards Association	2,728	21.0%	573
<b>Total for Entity</b>	<b>\$4,204</b>		<b>\$1,203</b>
<b>I.S.D. # 12 - Centennial</b>			
Minnesota School Boards Association	11,218	21.0%	2,356
Schools for Equity in Education	7,823	86.8%	6,790
<b>Total for Entity</b>	<b>\$19,041</b>		<b>\$9,146</b>
<b>I.S.D. # 129 - Montevideo</b>			
Minnesota Rural Education Association	2,500	42.7%	1,068
Minnesota School Boards Association	5,125	21.0%	1,076
<b>Total for Entity</b>	<b>\$7,625</b>		<b>\$2,144</b>
<b>I.S.D. # 13 - Columbia Heights</b>			
Association of Metropolitan School Districts, Inc.	8,250	72.1%	5,948
Minnesota School Boards Association	7,842	21.0%	1,647
<b>Total for Entity</b>	<b>\$16,092</b>		<b>\$7,595</b>

**Table 5**  
**2016 Lobbying Expenditures Paid With Association Dues**  
**Listed by Entity**

<b>Name of Entity (County)</b> <b>Association Name</b>	<b>Total Local Government Dues</b>	<b>Proportion of Dues Used for Lobbying</b>	<b>Total Dues Used for Lobbying</b>
<b>I.S.D. # 138 - North Branch</b>			
Minnesota School Boards Association	7,489	21.0%	1,573
Schools for Equity in Education	4,030	86.8%	3,498
<b>Total for Entity</b>	<b>\$11,519</b>		<b>\$5,071</b>
<b>I.S.D. # 139 - Rush City</b>			
Minnesota School Boards Association	3,861	21.0%	811
Schools for Equity in Education	2,132	86.8%	1,851
<b>Total for Entity</b>	<b>\$5,993</b>		<b>\$2,662</b>
<b>I.S.D. # 14 - Fridley</b>			
Association of Metropolitan School Districts, Inc.	7,708	72.1%	5,557
Minnesota School Boards Association	7,424	21.0%	1,559
Schools for Equity in Education	4,030	86.8%	3,498
<b>Total for Entity</b>	<b>\$19,162</b>		<b>\$10,614</b>
<b>I.S.D. # 146 - Barnesville</b>			
Minnesota Rural Education Association	2,076	42.7%	886
Minnesota School Boards Association	3,857	21.0%	810
<b>Total for Entity</b>	<b>\$5,933</b>		<b>\$1,696</b>
<b>I.S.D. # 15 - Saint Francis</b>			
Minnesota School Boards Association	9,188	21.0%	1,929
Schools for Equity in Education	5,679	86.8%	4,929
<b>Total for Entity</b>	<b>\$14,867</b>		<b>\$6,858</b>
<b>I.S.D. # 150 - Hawley</b>			
Minnesota Rural Education Association	2,125	42.7%	907
Minnesota School Boards Association	4,062	21.0%	853
<b>Total for Entity</b>	<b>\$6,187</b>		<b>\$1,760</b>
<b>I.S.D. # 152 - Moorhead</b>			
Minnesota Rural Education Association	2,500	42.7%	1,068
Minnesota School Boards Association	10,753	21.0%	2,258
<b>Total for Entity</b>	<b>\$13,253</b>		<b>\$3,326</b>

**Table 5**  
**2016 Lobbying Expenditures Paid With Association Dues**  
**Listed by Entity**

<b>Name of Entity (County)</b> <b>Association Name</b>	<b>Total Local Government Dues</b>	<b>Proportion of Dues Used for Lobbying</b>	<b>Total Dues Used for Lobbying</b>
<b>I.S.D. # 16 - Spring Lake Park</b>			
Association of Metropolitan School Districts, Inc.	9,110	72.1%	6,568
Minnesota School Boards Association	10,337	21.0%	2,171
<b>Total for Entity</b>	<b>\$19,447</b>		<b>\$8,739</b>
<b>I.S.D. # 160 - Minnesota State Academies</b>			
Minnesota Rural Education Association	600	42.7%	256
<b>Total for Entity</b>	<b>\$600</b>		<b>\$256</b>
<b>I.S.D. # 162 - Bagley</b>			
Minnesota Rural Education Association	2,223	42.7%	949
Minnesota School Boards Association	4,181	21.0%	878
<b>Total for Entity</b>	<b>\$6,404</b>		<b>\$1,827</b>
<b>I.S.D. # 166 - Cook County</b>			
Minnesota Rural Education Association	1,597	42.7%	682
Minnesota School Boards Association	2,965	21.0%	623
Range Association of Municipalities and Schools	1,250	25.9%	324
<b>Total for Entity</b>	<b>\$5,812</b>		<b>\$1,629</b>
<b>I.S.D. # 173 - Mountain Lake</b>			
Minnesota Rural Education Association	1,633	42.7%	697
Minnesota School Boards Association	3,079	21.0%	647
<b>Total for Entity</b>	<b>\$4,712</b>		<b>\$1,344</b>
<b>I.S.D. # 177 - Windom</b>			
Minnesota Rural Education Association	2,250	42.7%	961
Minnesota School Boards Association	4,231	21.0%	889
<b>Total for Entity</b>	<b>\$6,481</b>		<b>\$1,850</b>
<b>I.S.D. # 181 - Brainerd</b>			
Minnesota Rural Education Association	2,500	42.7%	1,068
Minnesota School Boards Association	11,251	21.0%	2,363
<b>Total for Entity</b>	<b>\$13,751</b>		<b>\$3,431</b>

**Table 5**  
**2016 Lobbying Expenditures Paid With Association Dues**  
**Listed by Entity**

<b>Name of Entity (County)</b> <b>Association Name</b>	<b>Total Local Government Dues</b>	<b>Proportion of Dues Used for Lobbying</b>	<b>Total Dues Used for Lobbying</b>
<b>I.S.D. # 182 - Crosby-Ironton</b>			
Minnesota Rural Education Association	2,301	42.7%	983
Minnesota School Boards Association	4,283	21.0%	899
Range Association of Municipalities and Schools	1,250	25.9%	324
<b>Total for Entity</b>	<b>\$7,834</b>		<b>\$2,206</b>
<b>I.S.D. # 186 - Pequot Lakes</b>			
Minnesota Rural Education Association	2,500	42.7%	1,068
Minnesota School Boards Association	5,461	21.0%	1,147
<b>Total for Entity</b>	<b>\$7,961</b>		<b>\$2,215</b>
<b>I.S.D. # 191 - Burnsville</b>			
Association of Metropolitan School Districts, Inc.	11,360	72.1%	8,191
Minnesota School Boards Association	13,287	21.0%	2,790
<b>Total for Entity</b>	<b>\$24,647</b>		<b>\$10,981</b>
<b>I.S.D. # 192 - Farmington</b>			
Association of Metropolitan School Districts, Inc.	9,943	72.1%	7,169
Minnesota School Boards Association	11,712	21.0%	2,460
<b>Total for Entity</b>	<b>\$21,655</b>		<b>\$9,629</b>
<b>I.S.D. # 194 - Lakeville</b>			
Association of Metropolitan School Districts, Inc.	11,435	72.1%	8,245
Minnesota School Boards Association	13,861	21.0%	2,911
<b>Total for Entity</b>	<b>\$25,296</b>		<b>\$11,156</b>
<b>I.S.D. # 195 - Randolph</b>			
Minnesota School Boards Association	3,363	21.0%	706
<b>Total for Entity</b>	<b>\$3,363</b>		<b>\$706</b>
<b>I.S.D. # 196 - Rosemount-Apple Valley-Eagan</b>			
Association of Metropolitan School Districts, Inc.	11,519	72.1%	8,305
Minnesota School Boards Association	16,402	21.0%	3,444
Schools for Equity in Education	16,672	86.8%	14,471
<b>Total for Entity</b>	<b>\$44,593</b>		<b>\$26,220</b>

**Table 5**  
**2016 Lobbying Expenditures Paid With Association Dues**  
**Listed by Entity**

<b>Name of Entity (County)</b> <b>Association Name</b>	<b>Total Local Government Dues</b>	<b>Proportion of Dues Used for Lobbying</b>	<b>Total Dues Used for Lobbying</b>
<b>I.S.D. # 197 - West Saint Paul-Mendota Heights-Eagan</b>			
Association of Metropolitan School Districts, Inc.	8,826	72.1%	6,364
Minnesota School Boards Association	9,464	21.0%	1,987
<b>Total for Entity</b>	<b>\$18,290</b>		<b>\$8,351</b>
<b>I.S.D. # 199 - Inver Grove Heights Schools</b>			
Association of Metropolitan School Districts, Inc.	8,485	72.1%	6,118
Minnesota School Boards Association	8,370	21.0%	1,758
<b>Total for Entity</b>	<b>\$16,855</b>		<b>\$7,876</b>
<b>I.S.D. # 1S - Minneapolis</b>			
Association of Metropolitan School Districts, Inc.	11,519	72.1%	8,305
Minnesota School Boards Association	16,402	21.0%	3,444
<b>Total for Entity</b>	<b>\$27,921</b>		<b>\$11,749</b>
<b>I.S.D. # 2 - Hill City</b>			
Minnesota Rural Education Association	1,399	42.7%	597
Minnesota School Boards Association	2,550	21.0%	536
<b>Total for Entity</b>	<b>\$3,949</b>		<b>\$1,133</b>
<b>I.S.D. # 200 - Hastings</b>			
Minnesota School Boards Association	9,087	21.0%	1,908
Schools for Equity in Education	5,508	86.8%	4,781
<b>Total for Entity</b>	<b>\$14,595</b>		<b>\$6,689</b>
<b>I.S.D. # 203 - Hayfield</b>			
Minnesota School Boards Association	3,665	21.0%	770
<b>Total for Entity</b>	<b>\$3,665</b>		<b>\$770</b>
<b>I.S.D. # 204 - Kasson-Mantorville</b>			
Minnesota Rural Education Association	2,500	42.7%	1,068
Minnesota School Boards Association	6,243	21.0%	1,311
Schools for Equity in Education	2,916	86.8%	2,531
<b>Total for Entity</b>	<b>\$11,659</b>		<b>\$4,910</b>

**Table 5**  
**2016 Lobbying Expenditures Paid With Association Dues**  
**Listed by Entity**

Name of Entity (County) Association Name	Total Local Government Dues	Proportion of Dues Used for Lobbying	Total Dues Used for Lobbying
<b>I.S.D. # 206 - Alexandria</b>			
Minnesota Rural Education Association	2,500	42.7%	1,068
Minnesota School Boards Association	8,521	21.0%	1,789
<b>Total for Entity</b>	<b>\$11,021</b>		<b>\$2,857</b>
<b>I.S.D. # 2071 - Lake Crystal-Wellcome Memorial</b>			
Minnesota Rural Education Association	2,062	42.7%	880
Minnesota School Boards Association	3,875	21.0%	814
<b>Total for Entity</b>	<b>\$5,937</b>		<b>\$1,694</b>
<b>I.S.D. # 2125 - Triton</b>			
Minnesota Rural Education Association	1,196	42.7%	511
Minnesota School Boards Association	4,495	21.0%	944
<b>Total for Entity</b>	<b>\$5,691</b>		<b>\$1,455</b>
<b>I.S.D. # 213 - Osakis</b>			
Minnesota Rural Education Association	2,022	42.7%	863
Minnesota School Boards Association	3,846	21.0%	808
<b>Total for Entity</b>	<b>\$5,868</b>		<b>\$1,671</b>
<b>I.S.D. # 2134 - United South Central</b>			
Minnesota Rural Education Association	1,835	42.7%	784
Minnesota School Boards Association	3,485	21.0%	732
<b>Total for Entity</b>	<b>\$5,320</b>		<b>\$1,516</b>
<b>I.S.D. # 2135 - Maple River</b>			
Minnesota Rural Education Association	2,203	42.7%	941
Minnesota School Boards Association	4,081	21.0%	857
<b>Total for Entity</b>	<b>\$6,284</b>		<b>\$1,798</b>
<b>I.S.D. # 2137 - Kingsland</b>			
Minnesota Rural Education Association	1,769	42.7%	755
Minnesota School Boards Association	3,334	21.0%	700
<b>Total for Entity</b>	<b>\$5,103</b>		<b>\$1,455</b>

**Table 5**  
**2016 Lobbying Expenditures Paid With Association Dues**  
**Listed by Entity**

<b>Name of Entity (County)</b> <b>Association Name</b>	<b>Total Local Government Dues</b>	<b>Proportion of Dues Used for Lobbying</b>	<b>Total Dues Used for Lobbying</b>
<b>I.S.D. # 2142 - Saint Louis County</b>			
Minnesota Rural Education Association	2,500	42.7%	1,068
Minnesota School Boards Association	5,887	21.0%	1,236
Range Association of Municipalities and Schools	1,750	25.9%	453
<b>Total for Entity</b>	<b>\$10,137</b>		<b>\$2,757</b>
<b>I.S.D. # 2143 - Waterville-Elysian-Morristown</b>			
Minnesota Rural Education Association	1,000	42.7%	427
Minnesota School Boards Association	3,865	21.0%	812
<b>Total for Entity</b>	<b>\$4,865</b>		<b>\$1,239</b>
<b>I.S.D. # 2144 - Chisago Lakes</b>			
Minnesota School Boards Association	7,819	21.0%	1,642
Schools for Equity in Education	4,413	86.8%	3,830
<b>Total for Entity</b>	<b>\$12,232</b>		<b>\$5,472</b>
<b>I.S.D. # 2149 - Minnewaska</b>			
Minnesota Rural Education Association	2,252	42.7%	962
Minnesota School Boards Association	4,322	21.0%	908
<b>Total for Entity</b>	<b>\$6,574</b>		<b>\$1,870</b>
<b>I.S.D. # 2154 - Eveleth-Gilbert</b>			
Minnesota Rural Education Association	2,267	42.7%	968
Minnesota School Boards Association	4,238	21.0%	890
Range Association of Municipalities and Schools	1,250	25.9%	324
<b>Total for Entity</b>	<b>\$7,755</b>		<b>\$2,182</b>
<b>I.S.D. # 2155 - Wadena-Deer Creek</b>			
Minnesota Rural Education Association	2,181	42.7%	931
Minnesota School Boards Association	4,150	21.0%	872
<b>Total for Entity</b>	<b>\$6,331</b>		<b>\$1,803</b>
<b>I.S.D. # 2159 - Buffalo Lake-Hector</b>			
Minnesota Rural Education Association	1,697	42.7%	725
Minnesota School Boards Association	3,230	21.0%	678
<b>Total for Entity</b>	<b>\$4,927</b>		<b>\$1,403</b>

**Table 5**  
**2016 Lobbying Expenditures Paid With Association Dues**  
**Listed by Entity**

Name of Entity (County) Association Name	Total Local Government Dues	Proportion of Dues Used for Lobbying	Total Dues Used for Lobbying
<b>I.S.D. # 2164 - Dilworth-Glyndon-Felton</b>			
Minnesota Rural Education Association	2,500	42.7%	1,068
Minnesota School Boards Association	5,444	21.0%	1,143
<b>Total for Entity</b>	<b>\$7,944</b>		<b>\$2,211</b>
<b>I.S.D. # 2165 - Hinckley-Finlayson</b>			
Minnesota School Boards Association	4,068	21.0%	854
Schools for Equity in Education	2,156	86.8%	1,871
<b>Total for Entity</b>	<b>\$6,224</b>		<b>\$2,725</b>
<b>I.S.D. # 2167 - Lakeview</b>			
Minnesota Rural Education Association	1,834	42.7%	783
Minnesota School Boards Association	3,461	21.0%	727
<b>Total for Entity</b>	<b>\$5,295</b>		<b>\$1,510</b>
<b>I.S.D. # 2168 - N.R.H.E.G.</b>			
Minnesota Rural Education Association	2,108	42.7%	900
Minnesota School Boards Association	3,993	21.0%	839
<b>Total for Entity</b>	<b>\$6,101</b>		<b>\$1,739</b>
<b>I.S.D. # 2169 - Murray County Central</b>			
Minnesota Rural Education Association	1,614	42.7%	689
Minnesota School Boards Association	3,605	21.0%	757
<b>Total for Entity</b>	<b>\$5,219</b>		<b>\$1,446</b>
<b>I.S.D. # 2170 - Staples-Motley</b>			
Minnesota Rural Education Association	2,387	42.7%	1,019
Minnesota School Boards Association	4,534	21.0%	952
<b>Total for Entity</b>	<b>\$6,921</b>		<b>\$1,971</b>
<b>I.S.D. # 2171 - Kittson Central</b>			
Minnesota Rural Education Association	1,370	42.7%	585
Minnesota School Boards Association	2,548	21.0%	535
<b>Total for Entity</b>	<b>\$3,918</b>		<b>\$1,120</b>



**Table 5**  
**2016 Lobbying Expenditures Paid With Association Dues**  
**Listed by Entity**

<b>Name of Entity (County)</b> <b>Association Name</b>	<b>Total Local Government Dues</b>	<b>Proportion of Dues Used for Lobbying</b>	<b>Total Dues Used for Lobbying</b>
<b>I.S.D. # 2172 - Kenyon-Wanamingo</b>			
Minnesota Rural Education Association	996	42.7%	425
Minnesota School Boards Association	3,845	21.0%	807
<b>Total for Entity</b>	<b>\$4,841</b>		<b>\$1,232</b>
<b>I.S.D. # 2174 - Pine River-Backus</b>			
Minnesota Rural Education Association	2,086	42.7%	891
Minnesota School Boards Association	3,971	21.0%	834
Schools for Equity in Education	2,151	86.8%	1,867
<b>Total for Entity</b>	<b>\$8,208</b>		<b>\$3,592</b>
<b>I.S.D. # 2176 - Warren-Alvarado-Oslo</b>			
Minnesota Rural Education Association	1,584	42.7%	676
Minnesota School Boards Association	2,947	21.0%	619
<b>Total for Entity</b>	<b>\$4,531</b>		<b>\$1,295</b>
<b>I.S.D. # 2180 - M.A.C.C.R.A.Y.</b>			
Minnesota Rural Education Association	1,812	42.7%	774
Minnesota School Boards Association	3,504	21.0%	736
<b>Total for Entity</b>	<b>\$5,316</b>		<b>\$1,510</b>
<b>I.S.D. # 2184 - Luverne</b>			
Minnesota Rural Education Association	2,405	42.7%	1,027
Minnesota School Boards Association	4,544	21.0%	954
<b>Total for Entity</b>	<b>\$6,949</b>		<b>\$1,981</b>
<b>I.S.D. # 2190 - Yellow Medicine East</b>			
Minnesota Rural Education Association	1,953	42.7%	834
Minnesota School Boards Association	3,744	21.0%	786
<b>Total for Entity</b>	<b>\$5,697</b>		<b>\$1,620</b>
<b>I.S.D. # 2198 - Fillmore Central</b>			
Minnesota Rural Education Association	1,698	42.7%	725
Minnesota School Boards Association	3,292	21.0%	691
<b>Total for Entity</b>	<b>\$4,990</b>		<b>\$1,416</b>

**Table 5**  
**2016 Lobbying Expenditures Paid With Association Dues**  
**Listed by Entity**

Name of Entity (County) Association Name	Total Local Government Dues	Proportion of Dues Used for Lobbying	Total Dues Used for Lobbying
<b>I.S.D. # 22 - Detroit Lakes</b>			
Minnesota Rural Education Association	2,500	42.7%	1,068
Minnesota School Boards Association	7,385	21.0%	1,551
<b>Total for Entity</b>	<b>\$9,885</b>		<b>\$2,619</b>
<b>I.S.D. # 2215 - Norman County East</b>			
Minnesota Rural Education Association	1,415	42.7%	604
Minnesota School Boards Association	2,590	21.0%	544
<b>Total for Entity</b>	<b>\$4,005</b>		<b>\$1,148</b>
<b>I.S.D. # 227 - Chatfield</b>			
Minnesota Rural Education Association	2,082	42.7%	889
Minnesota School Boards Association	3,949	21.0%	829
<b>Total for Entity</b>	<b>\$6,031</b>		<b>\$1,718</b>
<b>I.S.D. # 229 - Lanesboro</b>			
Minnesota School Boards Association	2,723	21.0%	572
<b>Total for Entity</b>	<b>\$2,723</b>		<b>\$572</b>
<b>I.S.D. # 23 - Frazee-Vergas</b>			
Minnesota Rural Education Association	2,006	42.7%	857
Minnesota School Boards Association	3,954	21.0%	830
<b>Total for Entity</b>	<b>\$5,960</b>		<b>\$1,687</b>
<b>I.S.D. # 2310 - Sibley East</b>			
Minnesota Rural Education Association	2,426	42.7%	1,036
Minnesota School Boards Association	4,567	21.0%	959
<b>Total for Entity</b>	<b>\$6,993</b>		<b>\$1,995</b>
<b>I.S.D. # 2311 - Clearbrook-Gonvick</b>			
Minnesota Rural Education Association	1,575	42.7%	673
Minnesota School Boards Association	2,907	21.0%	610
<b>Total for Entity</b>	<b>\$4,482</b>		<b>\$1,283</b>
<b>I.S.D. # 2342 - West Central Area</b>			
Minnesota Rural Education Association	1,893	42.7%	808
Minnesota School Boards Association	3,596	21.0%	755
<b>Total for Entity</b>	<b>\$5,489</b>		<b>\$1,563</b>

**Table 5**  
**2016 Lobbying Expenditures Paid With Association Dues**  
**Listed by Entity**

Name of Entity (County) Association Name	Total Local Government Dues	Proportion of Dues Used for Lobbying	Total Dues Used for Lobbying
<b>I.S.D. # 2358 - Tri-County</b>			
Minnesota Rural Education Association	1,319	42.7%	563
Minnesota School Boards Association	2,342	21.0%	492
<b>Total for Entity</b>	<b>\$3,661</b>		<b>\$1,055</b>
<b>I.S.D. # 2364 - Belgrade-Brooten-Elrosa</b>			
Minnesota Rural Education Association	1,790	42.7%	764
Minnesota School Boards Association	3,407	21.0%	715
<b>Total for Entity</b>	<b>\$5,197</b>		<b>\$1,479</b>
<b>I.S.D. # 2365 - G.F.W.</b>			
Minnesota Rural Education Association	1,952	42.7%	834
Minnesota School Boards Association	3,707	21.0%	778
<b>Total for Entity</b>	<b>\$5,659</b>		<b>\$1,612</b>
<b>I.S.D. # 238 - Mabel-Canton</b>			
Minnesota School Boards Association	2,464	21.0%	517
<b>Total for Entity</b>	<b>\$2,464</b>		<b>\$517</b>
<b>I.S.D. # 239 - Rushford-Peterson</b>			
Minnesota Rural Education Association	1,842	42.7%	787
Minnesota School Boards Association	3,468	21.0%	728
<b>Total for Entity</b>	<b>\$5,310</b>		<b>\$1,515</b>
<b>I.S.D. # 2396 - A.C.G.C.</b>			
Minnesota School Boards Association	3,701	21.0%	777
<b>Total for Entity</b>	<b>\$3,701</b>		<b>\$777</b>
<b>I.S.D. # 2397 - Le Sueur-Henderson</b>			
Minnesota School Boards Association	4,245	21.0%	891
<b>Total for Entity</b>	<b>\$4,245</b>		<b>\$891</b>
<b>I.S.D. # 241 - Albert Lea</b>			
Minnesota Rural Education Association	1,250	42.7%	534
Minnesota School Boards Association	7,835	21.0%	1,645
Schools for Equity in Education	4,413	86.8%	3,830
<b>Total for Entity</b>	<b>\$13,498</b>		<b>\$6,009</b>

**Table 5**  
**2016 Lobbying Expenditures Paid With Association Dues**  
**Listed by Entity**

Name of Entity (County) Association Name	Total Local Government Dues	Proportion of Dues Used for Lobbying	Total Dues Used for Lobbying
<b>I.S.D. # 242 - Alden-Conger</b>			
Minnesota Rural Education Association	821	42.7%	351
Minnesota School Boards Association	3,057	21.0%	642
<b>Total for Entity</b>	<b>\$3,878</b>		<b>\$993</b>
<b>I.S.D. # 2448 - Martin County West</b>			
Minnesota Rural Education Association	647	42.7%	276
Minnesota School Boards Association	3,726	21.0%	782
<b>Total for Entity</b>	<b>\$4,373</b>		<b>\$1,058</b>
<b>I.S.D. # 25 - Pine Point</b>			
Minnesota Rural Education Association	1,182	42.7%	505
Minnesota School Boards Association	2,032	21.0%	427
<b>Total for Entity</b>	<b>\$3,214</b>		<b>\$932</b>
<b>I.S.D. # 252 - Cannon Falls</b>			
Minnesota School Boards Association	4,454	21.0%	935
Schools for Equity in Education	2,156	86.8%	1,871
<b>Total for Entity</b>	<b>\$6,610</b>		<b>\$2,806</b>
<b>I.S.D. # 2527 - Norman County West</b>			
Minnesota Rural Education Association	1,383	42.7%	591
Minnesota School Boards Association	2,536	21.0%	533
<b>Total for Entity</b>	<b>\$3,919</b>		<b>\$1,124</b>
<b>I.S.D. # 253 - Goodhue</b>			
Minnesota Rural Education Association	1,808	42.7%	772
Minnesota School Boards Association	3,409	21.0%	716
<b>Total for Entity</b>	<b>\$5,217</b>		<b>\$1,488</b>
<b>I.S.D. # 2534 - Bird Island-Olivia-Lake Lillian</b>			
Minnesota Rural Education Association	1,853	42.7%	791
Minnesota School Boards Association	3,517	21.0%	739
<b>Total for Entity</b>	<b>\$5,370</b>		<b>\$1,530</b>
<b>I.S.D. # 2536 - Granada Huntley-East Chain</b>			
Minnesota School Boards Association	2,365	21.0%	497
<b>Total for Entity</b>	<b>\$2,365</b>		<b>\$497</b>

**Table 5**  
**2016 Lobbying Expenditures Paid With Association Dues**  
**Listed by Entity**

Name of Entity (County) Association Name	Total Local Government Dues	Proportion of Dues Used for Lobbying	Total Dues Used for Lobbying
<b>I.S.D. # 255 - Pine Island</b>			
Minnesota Rural Education Association	2,490	42.7%	1,063
Minnesota School Boards Association	4,609	21.0%	968
<b>Total for Entity</b>	<b>\$7,099</b>		<b>\$2,031</b>
<b>I.S.D. # 256 - Red Wing</b>			
Minnesota Rural Education Association	2,500	42.7%	1,068
Minnesota School Boards Association	7,077	21.0%	1,486
<b>Total for Entity</b>	<b>\$9,577</b>		<b>\$2,554</b>
<b>I.S.D. # 2580 - East Central</b>			
Minnesota School Boards Association	3,625	21.0%	761
Schools for Equity in Education	2,100	86.8%	1,823
<b>Total for Entity</b>	<b>\$5,725</b>		<b>\$2,584</b>
<b>I.S.D. # 2609 - Win-E-Mac</b>			
Minnesota Rural Education Association	1,539	42.7%	657
Minnesota School Boards Association	2,875	21.0%	604
<b>Total for Entity</b>	<b>\$4,414</b>		<b>\$1,261</b>
<b>I.S.D. # 261 - Ashby</b>			
Minnesota Rural Education Association	1,375	42.7%	587
Minnesota School Boards Association	2,484	21.0%	522
<b>Total for Entity</b>	<b>\$3,859</b>		<b>\$1,109</b>
<b>I.S.D. # 264 - Herman-Norcross</b>			
Minnesota Rural Education Association	1,212	42.7%	518
Minnesota School Boards Association	2,132	21.0%	448
<b>Total for Entity</b>	<b>\$3,344</b>		<b>\$966</b>
<b>I.S.D. # 2683 - Greenbush-Middle River</b>			
Minnesota Rural Education Association	1,254	42.7%	535
Minnesota School Boards Association	2,913	21.0%	612
<b>Total for Entity</b>	<b>\$4,167</b>		<b>\$1,147</b>

**Table 5**  
**2016 Lobbying Expenditures Paid With Association Dues**  
**Listed by Entity**

<b>Name of Entity (County)</b> <b>Association Name</b>	<b>Total Local Government Dues</b>	<b>Proportion of Dues Used for Lobbying</b>	<b>Total Dues Used for Lobbying</b>
<b>I.S.D. # 2687 - Howard Lake-Waverly-Winsted</b>			
Minnesota School Boards Association	4,348	21.0%	913
Schools for Equity in Education	2,166	86.8%	1,880
<b>Total for Entity</b>	<b>\$6,514</b>		<b>\$2,793</b>
<b>I.S.D. # 2689 - Pipestone Area Schools</b>			
Minnesota Rural Education Association	2,294	42.7%	980
Minnesota School Boards Association	4,402	21.0%	924
<b>Total for Entity</b>	<b>\$6,696</b>		<b>\$1,904</b>
<b>I.S.D. # 270 - Hopkins</b>			
Association of Metropolitan School Districts, Inc.	9,748	72.1%	7,028
Minnesota School Boards Association	11,645	21.0%	2,445
<b>Total for Entity</b>	<b>\$21,393</b>		<b>\$9,473</b>
<b>I.S.D. # 271 - Bloomington</b>			
Association of Metropolitan School Districts, Inc.	11,375	72.1%	8,201
Minnesota School Boards Association	13,688	21.0%	2,874
<b>Total for Entity</b>	<b>\$25,063</b>		<b>\$11,075</b>
<b>I.S.D. # 2711 - Mesabi East</b>			
Minnesota Rural Education Association	2,500	42.7%	1,068
Minnesota School Boards Association	3,990	21.0%	838
Range Association of Municipalities and Schools	1,500	25.9%	388
<b>Total for Entity</b>	<b>\$7,990</b>		<b>\$2,294</b>
<b>I.S.D. # 272 - Eden Prairie</b>			
Association of Metropolitan School Districts, Inc.	10,835	72.1%	7,812
Minnesota School Boards Association	13,104	21.0%	2,752
<b>Total for Entity</b>	<b>\$23,939</b>		<b>\$10,564</b>
<b>I.S.D. # 273 - Edina</b>			
Association of Metropolitan School Districts, Inc.	9,886	72.1%	7,128
Minnesota School Boards Association	12,681	21.0%	2,663
<b>Total for Entity</b>	<b>\$22,567</b>		<b>\$9,791</b>

**Table 5**  
**2016 Lobbying Expenditures Paid With Association Dues**  
**Listed by Entity**

<b>Name of Entity (County)</b> <b>Association Name</b>	<b>Total Local Government Dues</b>	<b>Proportion of Dues Used for Lobbying</b>	<b>Total Dues Used for Lobbying</b>
<b>I.S.D. # 2752 - Fairmont Area Schools</b>			
Minnesota Rural Education Association	2,500	42.7%	1,068
Minnesota School Boards Association	5,647	21.0%	1,186
<b>Total for Entity</b>	<b>\$8,147</b>		<b>\$2,254</b>
<b>I.S.D. # 2753 - Long Prairie-Grey Eagle</b>			
Minnesota School Boards Association	3,987	21.0%	837
<b>Total for Entity</b>	<b>\$3,987</b>		<b>\$837</b>
<b>I.S.D. # 2754 - Cedar Mountain</b>			
Minnesota Rural Education Association	1,645	42.7%	702
Minnesota School Boards Association	2,996	21.0%	629
<b>Total for Entity</b>	<b>\$4,641</b>		<b>\$1,331</b>
<b>I.S.D. # 2759 - Eagle Valley Public Schools</b>			
Minnesota Rural Education Association	1,370	42.7%	585
Minnesota School Boards Association	2,500	21.0%	525
<b>Total for Entity</b>	<b>\$3,870</b>		<b>\$1,110</b>
<b>I.S.D. # 276 - Minnetonka</b>			
Association of Metropolitan School Districts, Inc.	9,917	72.1%	7,150
Minnesota School Boards Association	13,590	21.0%	2,854
<b>Total for Entity</b>	<b>\$23,507</b>		<b>\$10,004</b>
<b>I.S.D. # 2769 - Morris Area</b>			
Minnesota Rural Education Association	2,249	42.7%	960
Minnesota School Boards Association	4,185	21.0%	879
<b>Total for Entity</b>	<b>\$6,434</b>		<b>\$1,839</b>
<b>I.S.D. # 277 - Westonka</b>			
Minnesota School Boards Association	6,452	21.0%	1,355
<b>Total for Entity</b>	<b>\$6,452</b>		<b>\$1,355</b>
<b>I.S.D. # 278 - Orono</b>			
Association of Metropolitan School Districts, Inc.	7,512	72.1%	5,416
Minnesota School Boards Association	7,171	21.0%	1,506
<b>Total for Entity</b>	<b>\$14,683</b>		<b>\$6,922</b>

**Table 5**  
**2016 Lobbying Expenditures Paid With Association Dues**  
**Listed by Entity**

Name of Entity (County) Association Name	Total Local Government Dues	Proportion of Dues Used for Lobbying	Total Dues Used for Lobbying
<b>I.S.D. # 279 - Osseo</b>			
Association of Metropolitan School Districts, Inc.	11,519	72.1%	8,305
Minnesota School Boards Association	16,402	21.0%	3,444
<b>Total for Entity</b>	<b>\$27,921</b>		<b>\$11,749</b>
<b>I.S.D. # 280 - Richfield</b>			
Association of Metropolitan School Districts, Inc.	8,768	72.1%	6,322
Minnesota School Boards Association	8,935	21.0%	1,876
<b>Total for Entity</b>	<b>\$17,703</b>		<b>\$8,198</b>
<b>I.S.D. # 2805 - Zumbrota-Mazeppa</b>			
Minnesota Rural Education Association	2,330	42.7%	995
Minnesota School Boards Association	4,428	21.0%	930
<b>Total for Entity</b>	<b>\$6,758</b>		<b>\$1,925</b>
<b>I.S.D. # 281 - Robbinsdale</b>			
Association of Metropolitan School Districts, Inc.	11,519	72.1%	8,305
Minnesota School Boards Association	14,270	21.0%	2,997
<b>Total for Entity</b>	<b>\$25,789</b>		<b>\$11,302</b>
<b>I.S.D. # 282 - Saint Anthony-New Brighton</b>			
Association of Metropolitan School Districts, Inc.	7,168	72.1%	5,168
Minnesota School Boards Association	5,746	21.0%	1,207
<b>Total for Entity</b>	<b>\$12,914</b>		<b>\$6,375</b>
<b>I.S.D. # 283 - Saint Louis Park</b>			
Association of Metropolitan School Districts, Inc.	8,649	72.1%	6,236
Minnesota School Boards Association	9,242	21.0%	1,941
<b>Total for Entity</b>	<b>\$17,891</b>		<b>\$8,177</b>
<b>I.S.D. # 2835 - Janesville-Waldorf-Pemberton</b>			
Minnesota Rural Education Association	1,755	42.7%	749
Minnesota School Boards Association	3,339	21.0%	701
<b>Total for Entity</b>	<b>\$5,094</b>		<b>\$1,450</b>



**Table 5**  
**2016 Lobbying Expenditures Paid With Association Dues**  
**Listed by Entity**

Name of Entity (County) Association Name	Total Local Government Dues	Proportion of Dues Used for Lobbying	Total Dues Used for Lobbying
<b>I.S.D. # 284 - Wayzata</b>			
Association of Metropolitan School Districts, Inc.	11,429	72.1%	8,240
Minnesota School Boards Association	13,840	21.0%	2,906
<b>Total for Entity</b>	<b>\$25,269</b>		<b>\$11,146</b>
<b>I.S.D. # 2853 - Lac qui Parle Valley</b>			
Minnesota Rural Education Association	1,941	42.7%	829
Minnesota School Boards Association	3,706	21.0%	778
<b>Total for Entity</b>	<b>\$5,647</b>		<b>\$1,607</b>
<b>I.S.D. # 2854 - Ada-Borup</b>			
Minnesota Rural Education Association	1,621	42.7%	692
Minnesota School Boards Association	3,062	21.0%	643
<b>Total for Entity</b>	<b>\$4,683</b>		<b>\$1,335</b>
<b>I.S.D. # 2856 - Stephen-Argyle Central Schools</b>			
Minnesota Rural Education Association	1,436	42.7%	613
Minnesota School Boards Association	2,670	21.0%	561
<b>Total for Entity</b>	<b>\$4,106</b>		<b>\$1,174</b>
<b>I.S.D. # 2859 - Glencoe-Silver Lake</b>			
Minnesota School Boards Association	5,374	21.0%	1,129
<b>Total for Entity</b>	<b>\$5,374</b>		<b>\$1,129</b>
<b>I.S.D. # 286 - Brooklyn Center</b>			
Association of Metropolitan School Districts, Inc.	7,442	72.1%	5,366
Minnesota School Boards Association	6,687	21.0%	1,404
<b>Total for Entity</b>	<b>\$14,129</b>		<b>\$6,770</b>
<b>I.S.D. # 2860 - Blue Earth Area Public Schools</b>			
Minnesota Rural Education Association	2,435	42.7%	1,040
Minnesota School Boards Association	4,563	21.0%	958
<b>Total for Entity</b>	<b>\$6,998</b>		<b>\$1,998</b>
<b>I.S.D. # 2884 - Red Rock Central</b>			
Minnesota Rural Education Association	1,508	42.7%	644
Minnesota School Boards Association	2,826	21.0%	593
<b>Total for Entity</b>	<b>\$4,334</b>		<b>\$1,237</b>

**Table 5**  
**2016 Lobbying Expenditures Paid With Association Dues**  
**Listed by Entity**

Name of Entity (County) Association Name	Total Local Government Dues	Proportion of Dues Used for Lobbying	Total Dues Used for Lobbying
<b>I.S.D. # 2886 - Glenville-Emmons</b>			
Minnesota Rural Education Association	1,221	42.7%	521
Minnesota School Boards Association	2,671	21.0%	561
<b>Total for Entity</b>	<b>\$3,892</b>		<b>\$1,082</b>
<b>I.S.D. # 2888 - Clinton-Graceville-Beardsley</b>			
Minnesota Rural Education Association	1,450	42.7%	619
Minnesota School Boards Association	2,679	21.0%	563
<b>Total for Entity</b>	<b>\$4,129</b>		<b>\$1,182</b>
<b>I.S.D. # 2889 - Lake Park Audubon District</b>			
Minnesota Rural Education Association	1,877	42.7%	801
Minnesota School Boards Association	3,526	21.0%	740
<b>Total for Entity</b>	<b>\$5,403</b>		<b>\$1,541</b>
<b>I.S.D. # 2890 - Renville County West</b>			
Minnesota Rural Education Association	1,644	42.7%	702
Minnesota School Boards Association	3,089	21.0%	649
<b>Total for Entity</b>	<b>\$4,733</b>		<b>\$1,351</b>
<b>I.S.D. # 2895 - Jackson County Central</b>			
Minnesota Rural Education Association	2,443	42.7%	1,043
Minnesota School Boards Association	4,591	21.0%	964
<b>Total for Entity</b>	<b>\$7,034</b>		<b>\$2,007</b>
<b>I.S.D. # 2897 - Redwood Area Schools</b>			
Minnesota Rural Education Association	2,315	42.7%	989
Minnesota School Boards Association	4,349	21.0%	913
<b>Total for Entity</b>	<b>\$6,664</b>		<b>\$1,902</b>
<b>I.S.D. # 2898 - Westbrook-Walnut Grove Schools</b>			
Minnesota Rural Education Association	1,261	42.7%	538
Minnesota School Boards Association	2,857	21.0%	600
<b>Total for Entity</b>	<b>\$4,118</b>		<b>\$1,138</b>

**Table 5**  
**2016 Lobbying Expenditures Paid With Association Dues**  
**Listed by Entity**

<b>Name of Entity (County)</b> <b>Association Name</b>	<b>Total Local Government Dues</b>	<b>Proportion of Dues Used for Lobbying</b>	<b>Total Dues Used for Lobbying</b>
<b>I.S.D. # 2899 - Plainview-Elgin-Millville</b>			
Minnesota Rural Education Association	2,500	42.7%	1,068
Minnesota School Boards Association	5,167	21.0%	1,085
<b>Total for Entity</b>	<b>\$7,667</b>		<b>\$2,153</b>
<b>I.S.D. # 2902 - RTR Public Schools</b>			
Minnesota Rural Education Association	1,453	42.7%	620
Minnesota School Boards Association	3,253	21.0%	683
<b>Total for Entity</b>	<b>\$4,706</b>		<b>\$1,303</b>
<b>I.S.D. # 2903 - Ortonville</b>			
Minnesota Rural Education Association	1,612	42.7%	688
Minnesota School Boards Association	3,027	21.0%	636
<b>Total for Entity</b>	<b>\$4,639</b>		<b>\$1,324</b>
<b>I.S.D. # 2904 - Tracy Public Schools</b>			
Minnesota Rural Education Association	1,914	42.7%	817
Minnesota School Boards Association	3,660	21.0%	769
<b>Total for Entity</b>	<b>\$5,574</b>		<b>\$1,586</b>
<b>I.S.D. # 2905 - Tri-City United</b>			
Minnesota School Boards Association	5,902	21.0%	1,239
Schools for Equity in Education	2,711	86.8%	2,353
<b>Total for Entity</b>	<b>\$8,613</b>		<b>\$3,592</b>
<b>I.S.D. # 2906 - Red Lake County Central</b>			
Minnesota Rural Education Association	1,242	42.7%	530
Minnesota School Boards Association	2,800	21.0%	588
<b>Total for Entity</b>	<b>\$4,042</b>		<b>\$1,118</b>
<b>I.S.D. # 2907 - Round Lake-Brewster</b>			
Minnesota Rural Education Association	1,425	42.7%	608
Minnesota School Boards Association	2,548	21.0%	535
<b>Total for Entity</b>	<b>\$3,973</b>		<b>\$1,143</b>

**Table 5**  
**2016 Lobbying Expenditures Paid With Association Dues**  
**Listed by Entity**

<b>Name of Entity (County)</b> <b>Association Name</b>	<b>Total Local Government Dues</b>	<b>Proportion of Dues Used for Lobbying</b>	<b>Total Dues Used for Lobbying</b>
<b>I.S.D. # 2908 - Brandon-Evansville</b>			
Minnesota Rural Education Association	1,575	42.7%	673
Minnesota School Boards Association	2,947	21.0%	619
<b>Total for Entity</b>	<b>\$4,522</b>		<b>\$1,292</b>
<b>I.S.D. # 294 - Houston</b>			
Minnesota Rural Education Association	2,500	42.7%	1,068
Minnesota School Boards Association	6,272	21.0%	1,317
<b>Total for Entity</b>	<b>\$8,772</b>		<b>\$2,385</b>
<b>I.S.D. # 297 - Spring Grove</b>			
Minnesota Rural Education Association	1,465	42.7%	626
Minnesota School Boards Association	2,707	21.0%	568
<b>Total for Entity</b>	<b>\$4,172</b>		<b>\$1,194</b>
<b>I.S.D. # 299 - Caledonia</b>			
Minnesota Rural Education Association	1,826	42.7%	780
Minnesota School Boards Association	3,440	21.0%	722
<b>Total for Entity</b>	<b>\$5,266</b>		<b>\$1,502</b>
<b>I.S.D. # 300 - La Crescent-Hokah</b>			
Minnesota School Boards Association	4,470	21.0%	939
Schools for Equity in Education	2,166	86.8%	1,880
<b>Total for Entity</b>	<b>\$6,636</b>		<b>\$2,819</b>
<b>I.S.D. # 306 - Laporte</b>			
Minnesota Rural Education Association	1,423	42.7%	608
Minnesota School Boards Association	2,572	21.0%	540
<b>Total for Entity</b>	<b>\$3,995</b>		<b>\$1,148</b>
<b>I.S.D. # 308 - Nevis</b>			
Minnesota Rural Education Association	1,752	42.7%	748
Minnesota School Boards Association	3,281	21.0%	689
<b>Total for Entity</b>	<b>\$5,033</b>		<b>\$1,437</b>

**Table 5**  
**2016 Lobbying Expenditures Paid With Association Dues**  
**Listed by Entity**

<b>Name of Entity (County)</b> <b>Association Name</b>	<b>Total Local Government Dues</b>	<b>Proportion of Dues Used for Lobbying</b>	<b>Total Dues Used for Lobbying</b>
<b>I.S.D. # 309 - Park Rapids</b>			
Minnesota Rural Education Association	2,500	42.7%	1,068
Minnesota School Boards Association	5,302	21.0%	1,113
<b>Total for Entity</b>	<b>\$7,802</b>		<b>\$2,181</b>
<b>I.S.D. # 31 - Bemidji</b>			
Minnesota Rural Education Association	2,500	42.7%	1,068
Minnesota School Boards Association	9,540	21.0%	2,003
<b>Total for Entity</b>	<b>\$12,040</b>		<b>\$3,071</b>
<b>I.S.D. # 314 - Braham</b>			
Minnesota School Boards Association	3,782	21.0%	794
Schools for Equity in Education	2,126	86.8%	1,845
<b>Total for Entity</b>	<b>\$5,908</b>		<b>\$2,639</b>
<b>I.S.D. # 316 - Greenway</b>			
Minnesota Rural Education Association	2,288	42.7%	977
Minnesota School Boards Association	4,289	21.0%	901
Range Association of Municipalities and Schools	1,250	25.9%	324
<b>Total for Entity</b>	<b>\$7,827</b>		<b>\$2,202</b>
<b>I.S.D. # 317 - Deer River</b>			
Minnesota Rural Education Association	2,082	42.7%	889
Minnesota School Boards Association	4,001	21.0%	840
<b>Total for Entity</b>	<b>\$6,083</b>		<b>\$1,729</b>
<b>I.S.D. # 318 - Grand Rapids</b>			
Minnesota Rural Education Association	2,500	42.7%	1,068
Minnesota School Boards Association	8,607	21.0%	1,807
Range Association of Municipalities and Schools	1,750	25.9%	453
<b>Total for Entity</b>	<b>\$12,857</b>		<b>\$3,328</b>
<b>I.S.D. # 319 - Nashwauk-Keewatin</b>			
Minnesota Rural Education Association	1,722	42.7%	735
Minnesota School Boards Association	3,279	21.0%	689
Range Association of Municipalities and Schools	1,250	25.9%	324
<b>Total for Entity</b>	<b>\$6,251</b>		<b>\$1,748</b>

**Table 5**  
**2016 Lobbying Expenditures Paid With Association Dues**  
**Listed by Entity**

Name of Entity (County) Association Name	Total Local Government Dues	Proportion of Dues Used for Lobbying	Total Dues Used for Lobbying
<b>I.S.D. # 32 - Blackduck</b>			
Minnesota Rural Education Association	1,774	42.7%	757
Minnesota School Boards Association	3,354	21.0%	704
<b>Total for Entity</b>	<b>\$5,128</b>		<b>\$1,461</b>
<b>I.S.D. # 330 - Heron Lake-Okabena</b>			
Minnesota Rural Education Association	1,122	42.7%	479
Minnesota School Boards Association	2,588	21.0%	543
<b>Total for Entity</b>	<b>\$3,710</b>		<b>\$1,022</b>
<b>I.S.D. # 332 - Mora</b>			
Minnesota School Boards Association	5,545	21.0%	1,164
Schools for Equity in Education	2,389	86.8%	2,074
<b>Total for Entity</b>	<b>\$7,934</b>		<b>\$3,238</b>
<b>I.S.D. # 333 - Ogilvie</b>			
Minnesota Rural Education Association	1,683	42.7%	719
Minnesota School Boards Association	3,146	21.0%	661
<b>Total for Entity</b>	<b>\$4,829</b>		<b>\$1,380</b>
<b>I.S.D. # 345 - New London-Spicer</b>			
Minnesota School Boards Association	5,121	21.0%	1,075
Schools for Equity in Education	2,284	86.8%	1,983
<b>Total for Entity</b>	<b>\$7,405</b>		<b>\$3,058</b>
<b>I.S.D. # 347 - Willmar</b>			
Minnesota Rural Education Association	2,500	42.7%	1,068
Minnesota School Boards Association	8,554	21.0%	1,796
<b>Total for Entity</b>	<b>\$11,054</b>		<b>\$2,864</b>
<b>I.S.D. # 356 - Lancaster</b>			
Minnesota Rural Education Association	1,264	42.7%	540
Minnesota School Boards Association	2,263	21.0%	475
<b>Total for Entity</b>	<b>\$3,527</b>		<b>\$1,015</b>

**Table 5**  
**2016 Lobbying Expenditures Paid With Association Dues**  
**Listed by Entity**

Name of Entity (County) Association Name	Total Local Government Dues	Proportion of Dues Used for Lobbying	Total Dues Used for Lobbying
<b>I.S.D. # 36 - Kelliher</b>			
Minnesota Rural Education Association	1,404	42.7%	600
Minnesota School Boards Association	2,541	21.0%	534
<b>Total for Entity</b>	<b>\$3,945</b>		<b>\$1,134</b>
<b>I.S.D. # 361 - International Falls</b>			
Minnesota Rural Education Association	2,252	42.7%	962
Minnesota School Boards Association	4,321	21.0%	907
<b>Total for Entity</b>	<b>\$6,573</b>		<b>\$1,869</b>
<b>I.S.D. # 362 - Littlefork-Big Falls</b>			
Minnesota Rural Education Association	1,502	42.7%	641
Minnesota School Boards Association	2,767	21.0%	581
<b>Total for Entity</b>	<b>\$4,269</b>		<b>\$1,222</b>
<b>I.S.D. # 363 - South Koochiching</b>			
Minnesota Rural Education Association	1,451	42.7%	620
Minnesota School Boards Association	2,691	21.0%	565
<b>Total for Entity</b>	<b>\$4,142</b>		<b>\$1,185</b>
<b>I.S.D. # 378 - Dawson-Boyd</b>			
Minnesota School Boards Association	3,135	21.0%	658
<b>Total for Entity</b>	<b>\$3,135</b>		<b>\$658</b>
<b>I.S.D. # 38 - Red Lake</b>			
Minnesota Rural Education Association	2,500	42.7%	1,068
Minnesota School Boards Association	5,189	21.0%	1,090
<b>Total for Entity</b>	<b>\$7,689</b>		<b>\$2,158</b>
<b>I.S.D. # 381 - Lake Superior</b>			
Minnesota Rural Education Association	2,500	42.7%	1,068
Minnesota School Boards Association	4,850	21.0%	1,018
Range Association of Municipalities and Schools	1,750	25.9%	453
<b>Total for Entity</b>	<b>\$9,100</b>		<b>\$2,539</b>

**Table 5**  
**2016 Lobbying Expenditures Paid With Association Dues**  
**Listed by Entity**

<b>Name of Entity (County)</b> <b>Association Name</b>	<b>Total Local Government Dues</b>	<b>Proportion of Dues Used for Lobbying</b>	<b>Total Dues Used for Lobbying</b>
<b>I.S.D. # 390 - Lake of the Woods</b>			
Minnesota Rural Education Association	1,600	42.7%	683
Minnesota School Boards Association	2,995	21.0%	629
<b>Total for Entity</b>	<b>\$4,595</b>		<b>\$1,312</b>
<b>I.S.D. # 391 - Cleveland Public School</b>			
Minnesota Rural Education Association	533	42.7%	228
Minnesota School Boards Association	2,950	21.0%	620
<b>Total for Entity</b>	<b>\$3,483</b>		<b>\$848</b>
<b>I.S.D. # 4 - McGregor</b>			
Minnesota Rural Education Association	1,551	42.7%	662
Minnesota School Boards Association	2,920	21.0%	613
<b>Total for Entity</b>	<b>\$4,471</b>		<b>\$1,275</b>
<b>I.S.D. # 402 - Hendricks</b>			
Minnesota Rural Education Association	919	42.7%	392
Minnesota School Boards Association	2,098	21.0%	441
<b>Total for Entity</b>	<b>\$3,017</b>		<b>\$833</b>
<b>I.S.D. # 403 - Ivanhoe</b>			
Minnesota Rural Education Association	970	42.7%	414
Minnesota School Boards Association	2,203	21.0%	463
<b>Total for Entity</b>	<b>\$3,173</b>		<b>\$877</b>
<b>I.S.D. # 404 - Lake Benton</b>			
Minnesota Rural Education Association	1,287	42.7%	550
Minnesota School Boards Association	2,341	21.0%	492
<b>Total for Entity</b>	<b>\$3,628</b>		<b>\$1,042</b>
<b>I.S.D. # 413 - Marshall</b>			
Minnesota Rural Education Association	2,500	42.7%	1,068
Minnesota School Boards Association	6,520	21.0%	1,369
<b>Total for Entity</b>	<b>\$9,020</b>		<b>\$2,437</b>



**Table 5**  
**2016 Lobbying Expenditures Paid With Association Dues**  
**Listed by Entity**

Name of Entity (County) Association Name	Total Local Government Dues	Proportion of Dues Used for Lobbying	Total Dues Used for Lobbying
<b>I.S.D. # 414 - Minneota</b>			
Minnesota Rural Education Association	1,359	42.7%	580
Minnesota School Boards Association	3,064	21.0%	643
<b>Total for Entity</b>	<b>\$4,423</b>		<b>\$1,223</b>
<b>I.S.D. # 423 - Hutchinson</b>			
Minnesota School Boards Association	7,300	21.0%	1,533
Schools for Equity in Education	3,897	86.8%	3,383
<b>Total for Entity</b>	<b>\$11,197</b>		<b>\$4,916</b>
<b>I.S.D. # 424 - Lester Prairie</b>			
Minnesota School Boards Association	2,912	21.0%	612
<b>Total for Entity</b>	<b>\$2,912</b>		<b>\$612</b>
<b>I.S.D. # 432 - Mahanomen</b>			
Minnesota Rural Education Association	1,756	42.7%	750
Minnesota School Boards Association	3,377	21.0%	709
<b>Total for Entity</b>	<b>\$5,133</b>		<b>\$1,459</b>
<b>I.S.D. # 435 - Waubun</b>			
Minnesota Rural Education Association	1,696	42.7%	724
Minnesota School Boards Association	3,198	21.0%	672
<b>Total for Entity</b>	<b>\$4,894</b>		<b>\$1,396</b>
<b>I.S.D. # 441 - Marshall County Central Schools</b>			
Minnesota Rural Education Association	1,544	42.7%	659
Minnesota School Boards Association	2,837	21.0%	596
<b>Total for Entity</b>	<b>\$4,381</b>		<b>\$1,255</b>
<b>I.S.D. # 447 - Grygla</b>			
Minnesota Rural Education Association	989	42.7%	422
Minnesota School Boards Association	2,252	21.0%	473
<b>Total for Entity</b>	<b>\$3,241</b>		<b>\$895</b>
<b>I.S.D. # 458 - Truman</b>			
Minnesota School Boards Association	2,339	21.0%	491
<b>Total for Entity</b>	<b>\$2,339</b>		<b>\$491</b>

**Table 5**  
**2016 Lobbying Expenditures Paid With Association Dues**  
**Listed by Entity**

<b>Name of Entity (County)</b> <b>Association Name</b>	<b>Total Local Government Dues</b>	<b>Proportion of Dues Used for Lobbying</b>	<b>Total Dues Used for Lobbying</b>
<b>I.S.D. # 463 - Eden Valley-Watkins</b>			
Minnesota Rural Education Association	2,157	42.7%	921
Minnesota School Boards Association	4,061	21.0%	853
<b>Total for Entity</b>	<b>\$6,218</b>		<b>\$1,774</b>
<b>I.S.D. # 465 - Litchfield</b>			
Minnesota School Boards Association	5,522	21.0%	1,160
Schools for Equity in Education	2,284	86.8%	1,983
<b>Total for Entity</b>	<b>\$7,806</b>		<b>\$3,143</b>
<b>I.S.D. # 466 - Dassel-Cokato</b>			
Minnesota School Boards Association	6,415	21.0%	1,347
Schools for Equity in Education	3,150	86.8%	2,734
<b>Total for Entity</b>	<b>\$9,565</b>		<b>\$4,081</b>
<b>I.S.D. # 47 - Sauk Rapids</b>			
Minnesota School Boards Association	8,713	21.0%	1,830
<b>Total for Entity</b>	<b>\$8,713</b>		<b>\$1,830</b>
<b>I.S.D. # 473 - Isle</b>			
Minnesota School Boards Association	2,979	21.0%	626
<b>Total for Entity</b>	<b>\$2,979</b>		<b>\$626</b>
<b>I.S.D. # 477 - Princeton</b>			
Minnesota Rural Education Association	2,500	42.7%	1,068
Minnesota School Boards Association	7,763	21.0%	1,630
Schools for Equity in Education	4,174	86.8%	3,623
<b>Total for Entity</b>	<b>\$14,437</b>		<b>\$6,321</b>
<b>I.S.D. # 480 - Onamia</b>			
Minnesota Rural Education Association	1,791	42.7%	765
Minnesota School Boards Association	3,359	21.0%	705
<b>Total for Entity</b>	<b>\$5,150</b>		<b>\$1,470</b>
<b>I.S.D. # 482 - Little Falls</b>			
Minnesota Rural Education Association	2,500	42.7%	1,068
Minnesota School Boards Association	6,767	21.0%	1,421
<b>Total for Entity</b>	<b>\$9,267</b>		<b>\$2,489</b>

**Table 5**  
**2016 Lobbying Expenditures Paid With Association Dues**  
**Listed by Entity**

Name of Entity (County) Association Name	Total Local Government Dues	Proportion of Dues Used for Lobbying	Total Dues Used for Lobbying
<b>I.S.D. # 484 - Pierz</b>			
Minnesota Rural Education Association	2,323	42.7%	992
Minnesota School Boards Association	4,391	21.0%	922
<b>Total for Entity</b>	<b>\$6,714</b>		<b>\$1,914</b>
<b>I.S.D. # 485 - Royalton</b>			
Minnesota School Boards Association	4,024	21.0%	845
Schools for Equity in Education	2,156	86.8%	1,871
<b>Total for Entity</b>	<b>\$6,180</b>		<b>\$2,716</b>
<b>I.S.D. # 486 - Swanville</b>			
Minnesota School Boards Association	2,623	21.0%	551
<b>Total for Entity</b>	<b>\$2,623</b>		<b>\$551</b>
<b>I.S.D. # 487 - Upsala</b>			
Minnesota School Boards Association	2,770	21.0%	582
<b>Total for Entity</b>	<b>\$2,770</b>		<b>\$582</b>
<b>I.S.D. # 492 - Austin</b>			
Minnesota School Boards Association	9,264	21.0%	1,945
Schools for Equity in Education	5,893	86.8%	5,115
<b>Total for Entity</b>	<b>\$15,157</b>		<b>\$7,060</b>
<b>I.S.D. # 495 - Grand Meadow</b>			
Minnesota Rural Education Association	1,285	42.7%	549
Minnesota School Boards Association	2,937	21.0%	617
<b>Total for Entity</b>	<b>\$4,222</b>		<b>\$1,166</b>
<b>I.S.D. # 497 - Lyle</b>			
Minnesota Rural Education Association	1,363	42.7%	582
Minnesota School Boards Association	2,499	21.0%	525
<b>Total for Entity</b>	<b>\$3,862</b>		<b>\$1,107</b>
<b>I.S.D. # 499 - Leroy</b>			
Minnesota Rural Education Association	1,117	42.7%	477
Minnesota School Boards Association	2,577	21.0%	541
<b>Total for Entity</b>	<b>\$3,694</b>		<b>\$1,018</b>

**Table 5**  
**2016 Lobbying Expenditures Paid With Association Dues**  
**Listed by Entity**

<b>Name of Entity (County)</b> <b>Association Name</b>	<b>Total Local Government Dues</b>	<b>Proportion of Dues Used for Lobbying</b>	<b>Total Dues Used for Lobbying</b>
<b>I.S.D. # 500 - Southland</b>			
Minnesota School Boards Association	2,954	21.0%	620
<b>Total for Entity</b>	<b>\$2,954</b>		<b>\$620</b>
<b>I.S.D. # 505 - Fulda</b>			
Minnesota Rural Education Association	1,136	42.7%	485
Minnesota School Boards Association	2,680	21.0%	563
<b>Total for Entity</b>	<b>\$3,816</b>		<b>\$1,048</b>
<b>I.S.D. # 507 - Nicollet</b>			
Minnesota Rural Education Association	1,488	42.7%	635
Minnesota School Boards Association	2,755	21.0%	579
<b>Total for Entity</b>	<b>\$4,243</b>		<b>\$1,214</b>
<b>I.S.D. # 508 - Saint Peter</b>			
Minnesota School Boards Association	6,065	21.0%	1,274
<b>Total for Entity</b>	<b>\$6,065</b>		<b>\$1,274</b>
<b>I.S.D. # 51 - Foley</b>			
Minnesota Rural Education Association	2,500	42.7%	1,068
Minnesota School Boards Association	5,808	21.0%	1,220
<b>Total for Entity</b>	<b>\$8,308</b>		<b>\$2,288</b>
<b>I.S.D. # 511 - Adrian</b>			
Minnesota Rural Education Association	1,729	42.7%	738
Minnesota School Boards Association	3,226	21.0%	677
<b>Total for Entity</b>	<b>\$4,955</b>		<b>\$1,415</b>
<b>I.S.D. # 514 - Ellsworth</b>			
Minnesota Rural Education Association	1,253	42.7%	535
Minnesota School Boards Association	2,217	21.0%	466
<b>Total for Entity</b>	<b>\$3,470</b>		<b>\$1,001</b>
<b>I.S.D. # 518 - Worthington</b>			
Minnesota Rural Education Association	2,500	42.7%	1,068
Minnesota School Boards Association	7,366	21.0%	1,547
<b>Total for Entity</b>	<b>\$9,866</b>		<b>\$2,615</b>

**Table 5**  
**2016 Lobbying Expenditures Paid With Association Dues**  
**Listed by Entity**

Name of Entity (County) Association Name	Total Local Government Dues	Proportion of Dues Used for Lobbying	Total Dues Used for Lobbying
<b>I.S.D. # 531 - Byron</b>			
Minnesota Rural Education Association	1,250	42.7%	534
Minnesota School Boards Association	5,955	21.0%	1,251
Schools for Equity in Education	2,791	86.8%	2,423
<b>Total for Entity</b>	<b>\$9,996</b>		<b>\$4,208</b>
<b>I.S.D. # 533 - Dover-Eyota</b>			
Minnesota Rural Education Association	2,393	42.7%	1,022
Minnesota School Boards Association	4,475	21.0%	940
<b>Total for Entity</b>	<b>\$6,868</b>		<b>\$1,962</b>
<b>I.S.D. # 534 - Stewartville</b>			
Minnesota School Boards Association	6,119	21.0%	1,285
Schools for Equity in Education	2,905	86.8%	2,522
<b>Total for Entity</b>	<b>\$9,024</b>		<b>\$3,807</b>
<b>I.S.D. # 535 - Rochester</b>			
Association of Metropolitan School Districts, Inc.	11,519	72.1%	8,305
Minnesota School Boards Association	15,483	21.0%	3,251
<b>Total for Entity</b>	<b>\$27,002</b>		<b>\$11,556</b>
<b>I.S.D. # 542 - Battle Lake</b>			
Minnesota Rural Education Association	1,567	42.7%	669
Minnesota School Boards Association	2,990	21.0%	628
<b>Total for Entity</b>	<b>\$4,557</b>		<b>\$1,297</b>
<b>I.S.D. # 544 - Fergus Falls</b>			
Minnesota Rural Education Association	2,500	42.7%	1,068
Minnesota School Boards Association	6,998	21.0%	1,470
<b>Total for Entity</b>	<b>\$9,498</b>		<b>\$2,538</b>
<b>I.S.D. # 545 - Henning</b>			
Minnesota Rural Education Association	1,498	42.7%	640
Minnesota School Boards Association	2,839	21.0%	596
<b>Total for Entity</b>	<b>\$4,337</b>		<b>\$1,236</b>

**Table 5**  
**2016 Lobbying Expenditures Paid With Association Dues**  
**Listed by Entity**

<b>Name of Entity (County)</b> <b>Association Name</b>	<b>Total Local Government Dues</b>	<b>Proportion of Dues Used for Lobbying</b>	<b>Total Dues Used for Lobbying</b>
<b>I.S.D. # 547 - Parkers Prairie</b>			
Minnesota Rural Education Association	1,668	42.7%	712
Minnesota School Boards Association	3,132	21.0%	658
<b>Total for Entity</b>	<b>\$4,800</b>		<b>\$1,370</b>
<b>I.S.D. # 548 - Pelican Rapids</b>			
Minnesota Rural Education Association	2,081	42.7%	889
Minnesota School Boards Association	3,944	21.0%	828
<b>Total for Entity</b>	<b>\$6,025</b>		<b>\$1,717</b>
<b>I.S.D. # 549 - Perham</b>			
Minnesota Rural Education Association	2,500	42.7%	1,068
Minnesota School Boards Association	4,833	21.0%	1,015
<b>Total for Entity</b>	<b>\$7,333</b>		<b>\$2,083</b>
<b>I.S.D. # 550 - Underwood</b>			
Minnesota Rural Education Association	850	42.7%	363
Minnesota School Boards Association	3,275	21.0%	688
<b>Total for Entity</b>	<b>\$4,125</b>		<b>\$1,051</b>
<b>I.S.D. # 553 - New York Mills</b>			
Minnesota Rural Education Association	1,884	42.7%	804
Minnesota School Boards Association	3,571	21.0%	750
<b>Total for Entity</b>	<b>\$5,455</b>		<b>\$1,554</b>
<b>I.S.D. # 561 - Goodridge</b>			
Minnesota Rural Education Association	1,049	42.7%	448
Minnesota School Boards Association	2,383	21.0%	500
<b>Total for Entity</b>	<b>\$3,432</b>		<b>\$948</b>
<b>I.S.D. # 564 - Thief River Falls</b>			
Minnesota Rural Education Association	2,500	42.7%	1,068
Minnesota School Boards Association	6,036	21.0%	1,268
<b>Total for Entity</b>	<b>\$8,536</b>		<b>\$2,336</b>

**Table 5**  
**2016 Lobbying Expenditures Paid With Association Dues**  
**Listed by Entity**

Name of Entity (County) Association Name	Total Local Government Dues	Proportion of Dues Used for Lobbying	Total Dues Used for Lobbying
<b>I.S.D. # 577 - Willow River</b>			
Minnesota Rural Education Association	780	42.7%	333
Minnesota School Boards Association	2,952	21.0%	620
<b>Total for Entity</b>	<b>\$3,732</b>		<b>\$953</b>
<b>I.S.D. # 578 - Pine City</b>			
Minnesota Rural Education Association	2,500	42.7%	1,068
Minnesota School Boards Association	5,470	21.0%	1,149
<b>Total for Entity</b>	<b>\$7,970</b>		<b>\$2,217</b>
<b>I.S.D. # 581 - Edgerton</b>			
Minnesota Rural Education Association	1,510	42.7%	645
Minnesota School Boards Association	2,790	21.0%	586
<b>Total for Entity</b>	<b>\$4,300</b>		<b>\$1,231</b>
<b>I.S.D. # 592 - Climax</b>			
Minnesota Rural Education Association	1,288	42.7%	550
Minnesota School Boards Association	2,348	21.0%	493
<b>Total for Entity</b>	<b>\$3,636</b>		<b>\$1,043</b>
<b>I.S.D. # 593 - Crookston</b>			
Minnesota Rural Education Association	2,301	42.7%	983
Minnesota School Boards Association	4,572	21.0%	960
<b>Total for Entity</b>	<b>\$6,873</b>		<b>\$1,943</b>
<b>I.S.D. # 595 - East Grand Forks</b>			
Minnesota Rural Education Association	2,500	42.7%	1,068
Minnesota School Boards Association	5,749	21.0%	1,207
<b>Total for Entity</b>	<b>\$8,249</b>		<b>\$2,275</b>
<b>I.S.D. # 599 - Fertile-Beltrami</b>			
Minnesota Rural Education Association	1,588	42.7%	678
Minnesota School Boards Association	2,966	21.0%	623
<b>Total for Entity</b>	<b>\$4,554</b>		<b>\$1,301</b>

**Table 5**  
**2016 Lobbying Expenditures Paid With Association Dues**  
**Listed by Entity**

<b>Name of Entity (County)</b> <b>Association Name</b>	<b>Total Local Government Dues</b>	<b>Proportion of Dues Used for Lobbying</b>	<b>Total Dues Used for Lobbying</b>
<b>I.S.D. # 6 - South Saint Paul</b>			
Association of Metropolitan School Districts, Inc.	8,018	72.1%	5,781
Minnesota School Boards Association	8,016	21.0%	1,683
Schools for Equity in Education	4,589	86.8%	3,983
<b>Total for Entity</b>	<b>\$20,623</b>		<b>\$11,447</b>
<b>I.S.D. # 600 - Fisher</b>			
Minnesota Rural Education Association	1,378	42.7%	588
Minnesota School Boards Association	2,513	21.0%	528
<b>Total for Entity</b>	<b>\$3,891</b>		<b>\$1,116</b>
<b>I.S.D. # 6009 - Saint Croix River Education District</b>			
Schools for Equity in Education	702	86.8%	609
<b>Total for Entity</b>	<b>\$702</b>		<b>\$609</b>
<b>I.S.D. # 601 - Fosston</b>			
Minnesota Rural Education Association	1,787	42.7%	763
Minnesota School Boards Association	3,382	21.0%	710
<b>Total for Entity</b>	<b>\$5,169</b>		<b>\$1,473</b>
<b>I.S.D. # 6067 - East Metro Integration District</b>			
Association of Metropolitan School Districts, Inc.	3,500	72.1%	2,524
<b>Total for Entity</b>	<b>\$3,500</b>		<b>\$2,524</b>
<b>I.S.D. # 6078 Northwest Suburban Integration School District</b>			
Association of Metropolitan School Districts, Inc.	3,500	72.1%	2,524
<b>Total for Entity</b>	<b>\$3,500</b>		<b>\$2,524</b>
<b>I.S.D. # 621 - Mounds View</b>			
Association of Metropolitan School Districts, Inc.	11,195	72.1%	8,072
Minnesota School Boards Association	13,840	21.0%	2,906
<b>Total for Entity</b>	<b>\$25,035</b>		<b>\$10,978</b>
<b>I.S.D. # 622 - North Saint Paul-Maplewood</b>			
Association of Metropolitan School Districts, Inc.	11,519	72.1%	8,305
Minnesota School Boards Association	13,827	21.0%	2,904
<b>Total for Entity</b>	<b>\$25,346</b>		<b>\$11,209</b>



**Table 5**  
**2016 Lobbying Expenditures Paid With Association Dues**  
**Listed by Entity**

Name of Entity (County) Association Name	Total Local Government Dues	Proportion of Dues Used for Lobbying	Total Dues Used for Lobbying
<b>I.S.D. # 623 - Roseville</b>			
Association of Metropolitan School Districts, Inc.	9,716	72.1%	7,005
Minnesota School Boards Association	12,004	21.0%	2,521
<b>Total for Entity</b>	<b>\$21,720</b>		<b>\$9,526</b>
<b>I.S.D. # 624 - White Bear Lake</b>			
Association of Metropolitan School Districts, Inc.	10,572	72.1%	7,622
Minnesota School Boards Association	12,455	21.0%	2,616
<b>Total for Entity</b>	<b>\$23,027</b>		<b>\$10,238</b>
<b>I.S.D. # 625 - Saint Paul</b>			
Association of Metropolitan School Districts, Inc.	11,519	72.1%	8,305
Minnesota School Boards Association	16,402	21.0%	3,444
<b>Total for Entity</b>	<b>\$27,921</b>		<b>\$11,749</b>
<b>I.S.D. # 630 - Red Lake Falls</b>			
Minnesota Rural Education Association	1,222	42.7%	522
Minnesota School Boards Association	2,754	21.0%	578
<b>Total for Entity</b>	<b>\$3,976</b>		<b>\$1,100</b>
<b>I.S.D. # 635 - Milroy</b>			
Minnesota School Boards Association	1,996	21.0%	419
<b>Total for Entity</b>	<b>\$1,996</b>		<b>\$419</b>
<b>I.S.D. # 640 - Wabasso</b>			
Minnesota Rural Education Association	1,511	42.7%	645
Minnesota School Boards Association	2,782	21.0%	584
<b>Total for Entity</b>	<b>\$4,293</b>		<b>\$1,229</b>
<b>I.S.D. # 656 - Faribault</b>			
Minnesota School Boards Association	8,404	21.0%	1,765
Schools for Equity in Education	4,992	86.8%	4,333
<b>Total for Entity</b>	<b>\$13,396</b>		<b>\$6,098</b>
<b>I.S.D. # 659 - Northfield</b>			
Minnesota School Boards Association	8,424	21.0%	1,769
Schools for Equity in Education	5,105	86.8%	4,431
<b>Total for Entity</b>	<b>\$13,529</b>		<b>\$6,200</b>

**Table 5**  
**2016 Lobbying Expenditures Paid With Association Dues**  
**Listed by Entity**

<b>Name of Entity (County)</b> <b>Association Name</b>	<b>Total Local Government Dues</b>	<b>Proportion of Dues Used for Lobbying</b>	<b>Total Dues Used for Lobbying</b>
<b>I.S.D. # 671 - Hills-Beaver Creek</b>			
Minnesota Rural Education Association	1,483	42.7%	633
Minnesota School Boards Association	2,734	21.0%	574
<b>Total for Entity</b>	<b>\$4,217</b>		<b>\$1,207</b>
<b>I.S.D. # 676 - Badger</b>			
Minnesota Rural Education Association	1,048	42.7%	447
Minnesota School Boards Association	2,514	21.0%	528
<b>Total for Entity</b>	<b>\$3,562</b>		<b>\$975</b>
<b>I.S.D. # 682 - Roseau</b>			
Minnesota Rural Education Association	2,374	42.7%	1,014
Minnesota School Boards Association	4,461	21.0%	937
Schools for Equity in Education	1,797	86.8%	1,560
<b>Total for Entity</b>	<b>\$8,632</b>		<b>\$3,511</b>
<b>I.S.D. # 690 - Warroad</b>			
Minnesota Rural Education Association	2,225	42.7%	950
Minnesota School Boards Association	4,180	21.0%	878
<b>Total for Entity</b>	<b>\$6,405</b>		<b>\$1,828</b>
<b>I.S.D. # 695 - Chisholm</b>			
Minnesota School Boards Association	3,632	21.0%	763
Range Association of Municipalities and Schools	1,250	25.9%	324
<b>Total for Entity</b>	<b>\$4,882</b>		<b>\$1,087</b>
<b>I.S.D. # 696 - Ely</b>			
Minnesota Rural Education Association	844	42.7%	360
Minnesota School Boards Association	3,178	21.0%	667
Range Association of Municipalities and Schools	1,250	25.9%	324
<b>Total for Entity</b>	<b>\$5,272</b>		<b>\$1,351</b>
<b>I.S.D. # 698 - Floodwood</b>			
Minnesota Rural Education Association	1,367	42.7%	584
Minnesota School Boards Association	2,461	21.0%	517
<b>Total for Entity</b>	<b>\$3,828</b>		<b>\$1,101</b>

**Table 5**  
**2016 Lobbying Expenditures Paid With Association Dues**  
**Listed by Entity**

<b>Name of Entity (County)</b> <b>Association Name</b>	<b>Total Local Government Dues</b>	<b>Proportion of Dues Used for Lobbying</b>	<b>Total Dues Used for Lobbying</b>
<b>I.S.D. # 700 - Hermantown</b>			
Minnesota Rural Education Association	1,250	42.7%	534
Minnesota School Boards Association	6,185	21.0%	1,299
<b>Total for Entity</b>	<b>\$7,435</b>		<b>\$1,833</b>
<b>I.S.D. # 701 - Hibbing</b>			
Minnesota School Boards Association	6,661	21.0%	1,399
Range Association of Municipalities and Schools	1,750	25.9%	453
<b>Total for Entity</b>	<b>\$8,411</b>		<b>\$1,852</b>
<b>I.S.D. # 704 - Proctor</b>			
Minnesota Rural Education Association	2,500	42.7%	1,068
Minnesota School Boards Association	5,728	21.0%	1,203
<b>Total for Entity</b>	<b>\$8,228</b>		<b>\$2,271</b>
<b>I.S.D. # 706 - Virginia</b>			
Minnesota Rural Education Association	2,500	42.7%	1,068
Minnesota School Boards Association	5,560	21.0%	1,168
Range Association of Municipalities and Schools	1,750	25.9%	453
<b>Total for Entity</b>	<b>\$9,810</b>		<b>\$2,689</b>
<b>I.S.D. # 707 - Nett Lake</b>			
Minnesota Rural Education Association	1,237	42.7%	528
Minnesota School Boards Association	2,197	21.0%	461
<b>Total for Entity</b>	<b>\$3,434</b>		<b>\$989</b>
<b>I.S.D. # 709 - Duluth</b>			
Minnesota School Boards Association	12,557	21.0%	2,637
<b>Total for Entity</b>	<b>\$12,557</b>		<b>\$2,637</b>
<b>I.S.D. # 712 - Mountain Iron-Buhl</b>			
Minnesota School Boards Association	3,071	21.0%	645
Range Association of Municipalities and Schools	1,250	25.9%	324
<b>Total for Entity</b>	<b>\$4,321</b>		<b>\$969</b>

**Table 5**  
**2016 Lobbying Expenditures Paid With Association Dues**  
**Listed by Entity**

Name of Entity (County) Association Name	Total Local Government Dues	Proportion of Dues Used for Lobbying	Total Dues Used for Lobbying
<b>I.S.D. # 716 - Belle Plaine</b>			
Minnesota School Boards Association	5,439	21.0%	1,142
Schools for Equity in Education	2,389	86.8%	2,074
<b>Total for Entity</b>	<b>\$7,828</b>		<b>\$3,216</b>
<b>I.S.D. # 717 - Jordan</b>			
Minnesota School Boards Association	5,750	21.0%	1,208
Schools for Equity in Education	2,625	86.8%	2,278
<b>Total for Entity</b>	<b>\$8,375</b>		<b>\$3,486</b>
<b>I.S.D. # 719 - Prior Lake-Savage Area Schools</b>			
Association of Metropolitan School Districts, Inc.	9,943	72.1%	7,169
Minnesota School Boards Association	12,068	21.0%	2,534
Schools for Equity in Education	9,516	86.8%	8,260
<b>Total for Entity</b>	<b>\$31,527</b>		<b>\$17,963</b>
<b>I.S.D. # 720 - Shakopee</b>			
Association of Metropolitan School Districts, Inc.	10,522	72.1%	7,586
Minnesota School Boards Association	12,262	21.0%	2,575
<b>Total for Entity</b>	<b>\$22,784</b>		<b>\$10,161</b>
<b>I.S.D. # 721 - New Prague Area Schools</b>			
Minnesota School Boards Association	8,506	21.0%	1,786
Schools for Equity in Education	5,209	86.8%	4,521
<b>Total for Entity</b>	<b>\$13,715</b>		<b>\$6,307</b>
<b>I.S.D. # 726 - Becker</b>			
Minnesota School Boards Association	7,117	21.0%	1,495
<b>Total for Entity</b>	<b>\$7,117</b>		<b>\$1,495</b>
<b>I.S.D. # 727 - Big Lake</b>			
Minnesota School Boards Association	7,804	21.0%	1,639
Schools for Equity in Education	4,218	86.8%	3,661
<b>Total for Entity</b>	<b>\$12,022</b>		<b>\$5,300</b>

**Table 5**  
**2016 Lobbying Expenditures Paid With Association Dues**  
**Listed by Entity**

Name of Entity (County) Association Name	Total Local Government Dues	Proportion of Dues Used for Lobbying	Total Dues Used for Lobbying
<b>I.S.D. # 728 - Elk River</b>			
Association of Metropolitan School Districts, Inc.	11,519	72.1%	8,305
Minnesota School Boards Association	14,408	21.0%	3,026
Schools for Equity in Education	12,304	86.8%	10,680
<b>Total for Entity</b>	<b>\$38,231</b>		<b>\$22,011</b>
<b>I.S.D. # 738 - Holdingford</b>			
Minnesota Rural Education Association	2,192	42.7%	936
Minnesota School Boards Association	4,169	21.0%	875
<b>Total for Entity</b>	<b>\$6,361</b>		<b>\$1,811</b>
<b>I.S.D. # 739 - Kimball</b>			
Minnesota School Boards Association	3,495	21.0%	734
Schools for Equity in Education	2,100	86.8%	1,823
<b>Total for Entity</b>	<b>\$5,595</b>		<b>\$2,557</b>
<b>I.S.D. # 740 - Melrose</b>			
Minnesota School Boards Association	4,835	21.0%	1,015
Schools for Equity in Education	2,284	86.8%	1,983
<b>Total for Entity</b>	<b>\$7,119</b>		<b>\$2,998</b>
<b>I.S.D. # 741 - Paynesville</b>			
Minnesota School Boards Association	4,059	21.0%	852
Schools for Equity in Education	2,151	86.8%	1,867
<b>Total for Entity</b>	<b>\$6,210</b>		<b>\$2,719</b>
<b>I.S.D. # 742 - Saint Cloud</b>			
Association of Metropolitan School Districts, Inc.	11,519	72.1%	8,305
Minnesota School Boards Association	13,658	21.0%	2,868
<b>Total for Entity</b>	<b>\$25,177</b>		<b>\$11,173</b>
<b>I.S.D. # 743 - Sauk Centre</b>			
Minnesota School Boards Association	4,109	21.0%	863
<b>Total for Entity</b>	<b>\$4,109</b>		<b>\$863</b>

**Table 5**  
**2016 Lobbying Expenditures Paid With Association Dues**  
**Listed by Entity**

<b>Name of Entity (County)</b> <b>Association Name</b>	<b>Total Local Government Dues</b>	<b>Proportion of Dues Used for Lobbying</b>	<b>Total Dues Used for Lobbying</b>
<b>I.S.D. # 745 - Albany</b>			
Minnesota School Boards Association	5,592	21.0%	1,174
Schools for Equity in Education	2,493	86.8%	2,164
<b>Total for Entity</b>	<b>\$8,085</b>		<b>\$3,338</b>
<b>I.S.D. # 748 - Sartell-Saint Stephen</b>			
Minnesota School Boards Association	8,301	21.0%	1,743
Schools for Equity in Education	4,992	86.8%	4,333
<b>Total for Entity</b>	<b>\$13,293</b>		<b>\$6,076</b>
<b>I.S.D. # 75 - Saint Clair</b>			
Minnesota Rural Education Association	1,806	42.7%	771
Minnesota School Boards Association	3,480	21.0%	731
<b>Total for Entity</b>	<b>\$5,286</b>		<b>\$1,502</b>
<b>I.S.D. # 750 - Rocori</b>			
Minnesota School Boards Association	6,151	21.0%	1,292
Schools for Equity in Education	2,932	86.8%	2,545
<b>Total for Entity</b>	<b>\$9,083</b>		<b>\$3,837</b>
<b>I.S.D. # 756 - Blooming Prairie</b>			
Minnesota Rural Education Association	1,862	42.7%	795
Minnesota School Boards Association	3,565	21.0%	749
<b>Total for Entity</b>	<b>\$5,427</b>		<b>\$1,544</b>
<b>I.S.D. # 761 - Owatonna</b>			
Minnesota School Boards Association	9,433	21.0%	1,981
Schools for Equity in Education	5,991	86.8%	5,200
<b>Total for Entity</b>	<b>\$15,424</b>		<b>\$7,181</b>
<b>I.S.D. # 763 - Medford</b>			
Minnesota School Boards Association	3,866	21.0%	812
Schools for Equity in Education	2,151	86.8%	1,867
<b>Total for Entity</b>	<b>\$6,017</b>		<b>\$2,679</b>

**Table 5**  
**2016 Lobbying Expenditures Paid With Association Dues**  
**Listed by Entity**

Name of Entity (County) Association Name	Total Local Government Dues	Proportion of Dues Used for Lobbying	Total Dues Used for Lobbying
<b>I.S.D. # 768 - Hancock</b>			
Minnesota Rural Education Association	1,460	42.7%	623
Minnesota School Boards Association	2,664	21.0%	559
<b>Total for Entity</b>	<b>\$4,124</b>		<b>\$1,182</b>
<b>I.S.D. # 77 - Mankato</b>			
Minnesota School Boards Association	12,258	21.0%	2,574
<b>Total for Entity</b>	<b>\$12,258</b>		<b>\$2,574</b>
<b>I.S.D. # 771 - Chokio-Alberta</b>			
Minnesota Rural Education Association	642	42.7%	274
Minnesota School Boards Association	2,283	21.0%	479
<b>Total for Entity</b>	<b>\$2,925</b>		<b>\$753</b>
<b>I.S.D. # 775 - Kerkhoven-Murdock-Sunburg</b>			
Minnesota Rural Education Association	1,778	42.7%	759
Minnesota School Boards Association	3,361	21.0%	706
<b>Total for Entity</b>	<b>\$5,139</b>		<b>\$1,465</b>
<b>I.S.D. # 777 - Benson</b>			
Minnesota Rural Education Association	2,022	42.7%	863
Minnesota School Boards Association	3,868	21.0%	812
<b>Total for Entity</b>	<b>\$5,890</b>		<b>\$1,675</b>
<b>I.S.D. # 786 - Bertha-Hewitt</b>			
Minnesota Rural Education Association	1,532	42.7%	654
Minnesota School Boards Association	2,897	21.0%	608
<b>Total for Entity</b>	<b>\$4,429</b>		<b>\$1,262</b>
<b>I.S.D. # 787 - Browerville</b>			
Minnesota Rural Education Association	1,537	42.7%	656
Minnesota School Boards Association	2,831	21.0%	595
<b>Total for Entity</b>	<b>\$4,368</b>		<b>\$1,251</b>
<b>I.S.D. # 801 - Browns Valley</b>			
Minnesota Rural Education Association	1,223	42.7%	522
Minnesota School Boards Association	2,129	21.0%	447
<b>Total for Entity</b>	<b>\$3,352</b>		<b>\$969</b>

**Table 5**  
**2016 Lobbying Expenditures Paid With Association Dues**  
**Listed by Entity**

<b>Name of Entity (County)</b> <b>Association Name</b>	<b>Total Local Government Dues</b>	<b>Proportion of Dues Used for Lobbying</b>	<b>Total Dues Used for Lobbying</b>
<b>I.S.D. # 803 - Wheaton Area School</b>			
Minnesota Rural Education Association	1,531	42.7%	654
Minnesota School Boards Association	2,892	21.0%	607
<b>Total for Entity</b>	<b>\$4,423</b>		<b>\$1,261</b>
<b>I.S.D. # 81 - Comfrey</b>			
Minnesota School Boards Association	2,249	21.0%	472
<b>Total for Entity</b>	<b>\$2,249</b>		<b>\$472</b>
<b>I.S.D. # 811 - Wabasha-Kellogg</b>			
Minnesota Rural Education Association	1,728	42.7%	738
Minnesota School Boards Association	3,210	21.0%	674
<b>Total for Entity</b>	<b>\$4,938</b>		<b>\$1,412</b>
<b>I.S.D. # 813 - Lake City</b>			
Minnesota School Boards Association	4,648	21.0%	976
Schools for Equity in Education	2,284	86.8%	1,983
<b>Total for Entity</b>	<b>\$6,932</b>		<b>\$2,959</b>
<b>I.S.D. # 818 - Verndale</b>			
Minnesota Rural Education Association	1,652	42.7%	705
Minnesota School Boards Association	3,153	21.0%	662
<b>Total for Entity</b>	<b>\$4,805</b>		<b>\$1,367</b>
<b>I.S.D. # 820 - Sebeka</b>			
Minnesota Rural Education Association	1,617	42.7%	690
Minnesota School Boards Association	3,067	21.0%	644
<b>Total for Entity</b>	<b>\$4,684</b>		<b>\$1,334</b>
<b>I.S.D. # 821 - Menahga</b>			
Minnesota Rural Education Association	2,183	42.7%	932
Minnesota School Boards Association	4,091	21.0%	859
<b>Total for Entity</b>	<b>\$6,274</b>		<b>\$1,791</b>
<b>I.S.D. # 829 - Waseca</b>			
Minnesota Rural Education Association	2,500	42.7%	1,068
Minnesota School Boards Association	5,812	21.0%	1,221
<b>Total for Entity</b>	<b>\$8,312</b>		<b>\$2,289</b>



**Table 5**  
**2016 Lobbying Expenditures Paid With Association Dues**  
**Listed by Entity**

<b>Name of Entity (County)</b> <b>Association Name</b>	<b>Total Local Government Dues</b>	<b>Proportion of Dues Used for Lobbying</b>	<b>Total Dues Used for Lobbying</b>
<b>I.S.D. # 831 - Forest Lake</b>			
Minnesota School Boards Association	11,386	21.0%	2,391
Schools for Equity in Education	7,854	86.8%	6,817
<b>Total for Entity</b>	<b>\$19,240</b>		<b>\$9,208</b>
<b>I.S.D. # 832 - Mahtomedi</b>			
Association of Metropolitan School Districts, Inc.	7,690	72.1%	5,544
Minnesota School Boards Association	7,842	21.0%	1,647
<b>Total for Entity</b>	<b>\$15,532</b>		<b>\$7,191</b>
<b>I.S.D. # 833 - South Washington County</b>			
Association of Metropolitan School Districts, Inc.	11,519	72.1%	8,305
Minnesota School Boards Association	15,783	21.0%	3,314
<b>Total for Entity</b>	<b>\$27,302</b>		<b>\$11,619</b>
<b>I.S.D. # 834 - Stillwater</b>			
Association of Metropolitan School Districts, Inc.	10,961	72.1%	7,903
Minnesota School Boards Association	12,669	21.0%	2,660
<b>Total for Entity</b>	<b>\$23,630</b>		<b>\$10,563</b>
<b>I.S.D. # 836 - Butterfield</b>			
Minnesota Rural Education Association	1,364	42.7%	582
Minnesota School Boards Association	2,449	21.0%	514
<b>Total for Entity</b>	<b>\$3,813</b>		<b>\$1,096</b>
<b>I.S.D. # 837 - Madelia</b>			
Minnesota School Boards Association	3,120	21.0%	655
<b>Total for Entity</b>	<b>\$3,120</b>		<b>\$655</b>
<b>I.S.D. # 84 - Sleepy Eye</b>			
Minnesota Rural Education Association	1,653	42.7%	706
Minnesota School Boards Association	3,131	21.0%	658
<b>Total for Entity</b>	<b>\$4,784</b>		<b>\$1,364</b>
<b>I.S.D. # 840 - Saint James</b>			
Minnesota Rural Education Association	2,207	42.7%	942
Minnesota School Boards Association	4,142	21.0%	870
<b>Total for Entity</b>	<b>\$6,349</b>		<b>\$1,812</b>

**Table 5**  
**2016 Lobbying Expenditures Paid With Association Dues**  
**Listed by Entity**

<b>Name of Entity (County)</b> <b>Association Name</b>	<b>Total Local Government Dues</b>	<b>Proportion of Dues Used for Lobbying</b>	<b>Total Dues Used for Lobbying</b>
<b>I.S.D. # 846 - Breckenridge</b>			
Minnesota Rural Education Association	1,782	42.7%	761
Minnesota School Boards Association	3,370	21.0%	708
<b>Total for Entity</b>	<b>\$5,152</b>		<b>\$1,469</b>
<b>I.S.D. # 85 - Springfield</b>			
Minnesota Rural Education Association	1,719	42.7%	734
Minnesota School Boards Association	3,309	21.0%	695
<b>Total for Entity</b>	<b>\$5,028</b>		<b>\$1,429</b>
<b>I.S.D. # 850 - Rothsay</b>			
Minnesota Rural Education Association	1,397	42.7%	597
Minnesota School Boards Association	2,538	21.0%	533
<b>Total for Entity</b>	<b>\$3,935</b>		<b>\$1,130</b>
<b>I.S.D. # 852 - Campbell-Tintah</b>			
Minnesota Rural Education Association	1,267	42.7%	541
Minnesota School Boards Association	2,237	21.0%	470
<b>Total for Entity</b>	<b>\$3,504</b>		<b>\$1,011</b>
<b>I.S.D. # 857 - Lewiston-Altura</b>			
Minnesota Rural Education Association	1,933	42.7%	825
Minnesota School Boards Association	3,596	21.0%	755
<b>Total for Entity</b>	<b>\$5,529</b>		<b>\$1,580</b>
<b>I.S.D. # 858 - Saint Charles</b>			
Minnesota Rural Education Association	2,173	42.7%	928
Minnesota School Boards Association	4,114	21.0%	864
<b>Total for Entity</b>	<b>\$6,287</b>		<b>\$1,792</b>
<b>I.S.D. # 861 - Winona Area Public Schools</b>			
Minnesota Rural Education Association	2,500	42.7%	1,068
Minnesota School Boards Association	7,631	21.0%	1,603
<b>Total for Entity</b>	<b>\$10,131</b>		<b>\$2,671</b>

**Table 5**  
**2016 Lobbying Expenditures Paid With Association Dues**  
**Listed by Entity**

<b>Name of Entity (County)</b> <b>Association Name</b>	<b>Total Local Government Dues</b>	<b>Proportion of Dues Used for Lobbying</b>	<b>Total Dues Used for Lobbying</b>
<b>I.S.D. # 876 - Annandale</b>			
Minnesota School Boards Association	5,650	21.0%	1,186
Schools for Equity in Education	2,585	86.8%	2,244
<b>Total for Entity</b>	<b>\$8,235</b>		<b>\$3,430</b>
<b>I.S.D. # 877 - Buffalo</b>			
Minnesota School Boards Association	10,605	21.0%	2,227
Schools for Equity in Education	6,959	86.8%	6,040
<b>Total for Entity</b>	<b>\$17,564</b>		<b>\$8,267</b>
<b>I.S.D. # 879 - Delano</b>			
Minnesota School Boards Association	6,652	21.0%	1,397
Schools for Equity in Education	3,358	86.8%	2,915
<b>Total for Entity</b>	<b>\$10,010</b>		<b>\$4,312</b>
<b>I.S.D. # 88 - New Ulm</b>			
Minnesota Rural Education Association	2,500	42.7%	1,068
Minnesota School Boards Association	6,142	21.0%	1,290
<b>Total for Entity</b>	<b>\$8,642</b>		<b>\$2,358</b>
<b>I.S.D. # 881 - Maple Lake</b>			
Minnesota School Boards Association	3,943	21.0%	828
Schools for Equity in Education	2,133	86.8%	1,851
<b>Total for Entity</b>	<b>\$6,076</b>		<b>\$2,679</b>
<b>I.S.D. # 882 - Monticello</b>			
Minnesota School Boards Association	8,674	21.0%	1,822
Schools for Equity in Education	5,117	86.8%	4,442
<b>Total for Entity</b>	<b>\$13,791</b>		<b>\$6,264</b>
<b>I.S.D. # 883 - Rockford</b>			
Association of Metropolitan School Districts, Inc.	7,358	72.1%	5,305
Minnesota Rural Education Association	2,500	42.7%	1,068
Minnesota School Boards Association	5,547	21.0%	1,165
Schools for Equity in Education	2,493	86.8%	2,164
<b>Total for Entity</b>	<b>\$17,898</b>		<b>\$9,702</b>

**Table 5**  
**2016 Lobbying Expenditures Paid With Association Dues**  
**Listed by Entity**

<b>Name of Entity (County)</b> <b>Association Name</b>	<b>Total Local Government Dues</b>	<b>Proportion of Dues Used for Lobbying</b>	<b>Total Dues Used for Lobbying</b>
<b>I.S.D. # 885 - Saint Michael-Albertville</b>			
Minnesota School Boards Association	10,682	21.0%	2,243
Schools for Equity in Education	7,392	86.8%	6,416
<b>Total for Entity</b>	<b>\$18,074</b>		<b>\$8,659</b>
<b>I.S.D. # 891 - Canby</b>			
Minnesota Rural Education Association	1,646	42.7%	703
Minnesota School Boards Association	3,119	21.0%	655
<b>Total for Entity</b>	<b>\$4,765</b>		<b>\$1,358</b>
<b>I.S.D. # 91 - Barnum</b>			
Minnesota Rural Education Association	1,956	42.7%	835
Minnesota School Boards Association	3,732	21.0%	784
<b>Total for Entity</b>	<b>\$5,688</b>		<b>\$1,619</b>
<b>I.S.D. # 911 - Cambridge-Isanti</b>			
Minnesota Rural Education Association	1,250	42.7%	534
Minnesota School Boards Association	9,558	21.0%	2,007
Schools for Equity in Education	5,921	86.8%	5,139
<b>Total for Entity</b>	<b>\$16,729</b>		<b>\$7,680</b>
<b>I.S.D. # 912 - Milaca</b>			
Minnesota School Boards Association	5,922	21.0%	1,244
Schools for Equity in Education	2,585	86.8%	2,244
<b>Total for Entity</b>	<b>\$8,507</b>		<b>\$3,488</b>
<b>I.S.D. # 914 - Ulen-Hitterdal</b>			
Minnesota Rural Education Association	1,426	42.7%	609
Minnesota School Boards Association	2,652	21.0%	557
<b>Total for Entity</b>	<b>\$4,078</b>		<b>\$1,166</b>
<b>I.S.D. # 93 - Carlton</b>			
Minnesota Rural Education Association	1,592	42.7%	680
Minnesota School Boards Association	3,061	21.0%	643
<b>Total for Entity</b>	<b>\$4,653</b>		<b>\$1,323</b>

**Table 5**  
**2016 Lobbying Expenditures Paid With Association Dues**  
**Listed by Entity**

Name of Entity (County) Association Name	Total Local Government Dues	Proportion of Dues Used for Lobbying	Total Dues Used for Lobbying
<b>I.S.D. # 94 - Cloquet</b>			
Minnesota Rural Education Association	2,500	42.7%	1,068
Minnesota School Boards Association	7,088	21.0%	1,488
<b>Total for Entity</b>	<b>\$9,588</b>		<b>\$2,556</b>
<b>I.S.D. # 95 - Cromwell-Wright</b>			
Minnesota Rural Education Association	1,453	42.7%	620
Minnesota School Boards Association	2,705	21.0%	568
<b>Total for Entity</b>	<b>\$4,158</b>		<b>\$1,188</b>
<b>I.S.D. # 97 - Moose Lake</b>			
Minnesota Rural Education Association	1,823	42.7%	778
Minnesota School Boards Association	3,422	21.0%	719
<b>Total for Entity</b>	<b>\$5,245</b>		<b>\$1,497</b>
<b>I.S.D. # 99 - Esko</b>			
Minnesota Rural Education Association	1,199	42.7%	512
Minnesota School Boards Association	4,523	21.0%	950
<b>Total for Entity</b>	<b>\$5,722</b>		<b>\$1,462</b>
<b>Ida Township (Douglas)</b>			
Minnesota Association of Townships	815	9.6%	78
<b>Total for Entity</b>	<b>\$815</b>		<b>\$78</b>
<b>Ideal Township (Crow Wing)</b>			
Minnesota Association of Townships	752	9.6%	72
<b>Total for Entity</b>	<b>\$752</b>		<b>\$72</b>
<b>Idun Township (Aitkin)</b>			
Minnesota Association of Townships	350	9.6%	34
<b>Total for Entity</b>	<b>\$350</b>		<b>\$34</b>
<b>Indian Lake Township (Nobles)</b>			
Minnesota Association of Townships	343	9.6%	33
<b>Total for Entity</b>	<b>\$343</b>		<b>\$33</b>
<b>Industrial Township (Saint Louis)</b>			
Minnesota Association of Townships	596	9.6%	57
<b>Total for Entity</b>	<b>\$596</b>		<b>\$57</b>

**Table 5**  
**2016 Lobbying Expenditures Paid With Association Dues**  
**Listed by Entity**

<b>Name of Entity (County)</b> <b>Association Name</b>	<b>Total Local Government Dues</b>	<b>Proportion of Dues Used for Lobbying</b>	<b>Total Dues Used for Lobbying</b>
<b>Inguadona Township (Cass)</b>			
Minnesota Association of Townships	329	9.6%	32
<b>Total for Entity</b>	<b>\$329</b>		<b>\$32</b>
<b>Inman Township (Otter Tail)</b>			
Minnesota Association of Townships	433	9.6%	42
<b>Total for Entity</b>	<b>\$433</b>		<b>\$42</b>
<b>Intermediate School District - # 287</b>			
Association of Metropolitan School Districts, Inc.	6,600	72.1%	4,759
Minnesota School Boards Association	8,008	21.0%	1,682
<b>Total for Entity</b>	<b>\$14,608</b>		<b>\$6,441</b>
<b>Intermediate School District - # 917</b>			
Association of Metropolitan School Districts, Inc.	3,500	72.1%	2,524
Minnesota School Boards Association	4,659	21.0%	978
<b>Total for Entity</b>	<b>\$8,159</b>		<b>\$3,502</b>
<b>Iona Township (Murray)</b>			
Minnesota Association of Townships	318	9.6%	31
<b>Total for Entity</b>	<b>\$318</b>		<b>\$31</b>
<b>Iona Township (Todd)</b>			
Minnesota Association of Townships	496	9.6%	48
<b>Total for Entity</b>	<b>\$496</b>		<b>\$48</b>
<b>Iosco Township (Waseca)</b>			
Minnesota Association of Townships	510	9.6%	49
<b>Total for Entity</b>	<b>\$510</b>		<b>\$49</b>
<b>Irondale Township (Crow Wing)</b>			
Minnesota Association of Townships	772	9.6%	74
<b>Total for Entity</b>	<b>\$772</b>		<b>\$74</b>
<b>Irving Township (Kandiyohi)</b>			
Minnesota Association of Townships	630	9.6%	60
<b>Total for Entity</b>	<b>\$630</b>		<b>\$60</b>

**Table 5**  
**2016 Lobbying Expenditures Paid With Association Dues**  
**Listed by Entity**

<b>Name of Entity (County)</b> <b>Association Name</b>	<b>Total Local Government Dues</b>	<b>Proportion of Dues Used for Lobbying</b>	<b>Total Dues Used for Lobbying</b>
<b>Isanti County</b>			
Association of Minnesota Counties	14,381	15.2%	2,186
Greater Minnesota Parks and Trails	300	50.6%	152
<b>Total for Entity</b>	<b>\$14,681</b>		<b>\$2,338</b>
<b>Isanti Soil and Water Conservation District</b>			
Minnesota Association of Soil and Water Conservation Districts	3,756	2.6%	98
<b>Total for Entity</b>	<b>\$3,756</b>		<b>\$98</b>
<b>Isanti Township (Isanti)</b>			
Minnesota Association of Townships	1,139	9.6%	109
<b>Total for Entity</b>	<b>\$1,139</b>		<b>\$109</b>
<b>Island Lake Township (Lyon)</b>			
Minnesota Association of Townships	327	9.6%	31
<b>Total for Entity</b>	<b>\$327</b>		<b>\$31</b>
<b>Island Lake Township (Mahnomen)</b>			
Minnesota Association of Townships	346	9.6%	33
<b>Total for Entity</b>	<b>\$346</b>		<b>\$33</b>
<b>Isle Harbor Township (Mille Lacs)</b>			
Minnesota Association of Townships	518	9.6%	50
<b>Total for Entity</b>	<b>\$518</b>		<b>\$50</b>
<b>Itasca County</b>			
Arrowhead Counties Association	2,750	60.0%	1,650
Association of Minnesota Counties	17,025	15.2%	2,588
Minnesota Rural Counties Caucus	2,100	50.0%	1,050
<b>Total for Entity</b>	<b>\$21,875</b>		<b>\$5,288</b>
<b>Itasca County Soil and Water Conservation District</b>			
Minnesota Association of Soil and Water Conservation Districts	4,138	2.6%	108
<b>Total for Entity</b>	<b>\$4,138</b>		<b>\$108</b>
<b>Itasca Township (Clearwater)</b>			
Minnesota Association of Townships	314	9.6%	30
<b>Total for Entity</b>	<b>\$314</b>		<b>\$30</b>

**Table 5**  
**2016 Lobbying Expenditures Paid With Association Dues**  
**Listed by Entity**

<b>Name of Entity (County)</b> <b>Association Name</b>	<b>Total Local Government Dues</b>	<b>Proportion of Dues Used for Lobbying</b>	<b>Total Dues Used for Lobbying</b>
<b>Jackson County</b>			
Association of Minnesota Counties	8,001	15.2%	1,216
Greater Minnesota Parks and Trails	225	50.6%	114
<b>Total for Entity</b>	<b>\$8,226</b>		<b>\$1,330</b>
<b>Jackson Soil and Water Conservation District</b>			
Minnesota Association of Soil and Water Conservation Districts	2,834	2.6%	74
<b>Total for Entity</b>	<b>\$2,834</b>		<b>\$74</b>
<b>Jackson Township (Scott)</b>			
Minnesota Association of Townships	897	9.6%	86
<b>Total for Entity</b>	<b>\$897</b>		<b>\$86</b>
<b>Jadis Township (Roseau)</b>			
Minnesota Association of Townships	526	9.6%	50
<b>Total for Entity</b>	<b>\$526</b>		<b>\$50</b>
<b>Jamestown Township (Blue Earth)</b>			
Minnesota Association of Townships	538	9.6%	52
<b>Total for Entity</b>	<b>\$538</b>		<b>\$52</b>
<b>Janesville Township (Waseca)</b>			
Minnesota Association of Townships	504	9.6%	48
<b>Total for Entity</b>	<b>\$504</b>		<b>\$48</b>
<b>Jay Township (Martin)</b>			
Minnesota Association of Townships	343	9.6%	33
<b>Total for Entity</b>	<b>\$343</b>		<b>\$33</b>
<b>Jefferson Township (Houston)</b>			
Minnesota Association of Townships	312	9.6%	30
<b>Total for Entity</b>	<b>\$312</b>		<b>\$30</b>
<b>Jenkins Township (Crow Wing)</b>			
Minnesota Association of Townships	460	9.6%	44
<b>Total for Entity</b>	<b>\$460</b>		<b>\$44</b>
<b>Jessenland Township (Sibley)</b>			
Minnesota Association of Townships	476	9.6%	46
<b>Total for Entity</b>	<b>\$476</b>		<b>\$46</b>



**Table 5**  
**2016 Lobbying Expenditures Paid With Association Dues**  
**Listed by Entity**

<b>Name of Entity (County)</b> <b>Association Name</b>	<b>Total Local Government Dues</b>	<b>Proportion of Dues Used for Lobbying</b>	<b>Total Dues Used for Lobbying</b>
<b>Jevne Township (Aitkin)</b>			
Minnesota Association of Townships	443	9.6%	43
<b>Total for Entity</b>	<b>\$443</b>		<b>\$43</b>
<b>Jo Daviess Township (Faribault)</b>			
Minnesota Association of Townships	346	9.6%	33
<b>Total for Entity</b>	<b>\$346</b>		<b>\$33</b>
<b>Joe River Watershed District</b>			
Minnesota Association of Watershed Districts	318	47.0%	149
<b>Total for Entity</b>	<b>\$318</b>		<b>\$149</b>
<b>Johnson Township (Polk)</b>			
Minnesota Association of Townships	286	9.6%	27
<b>Total for Entity</b>	<b>\$286</b>		<b>\$27</b>
<b>Johnsonville Township (Redwood)</b>			
Minnesota Association of Townships	314	9.6%	30
<b>Total for Entity</b>	<b>\$314</b>		<b>\$30</b>
<b>Jones Township (Beltrami)</b>			
Minnesota Association of Townships	433	9.6%	42
<b>Total for Entity</b>	<b>\$433</b>		<b>\$42</b>
<b>Jordan Township (Fillmore)</b>			
Minnesota Association of Townships	454	9.6%	44
<b>Total for Entity</b>	<b>\$454</b>		<b>\$44</b>
<b>Judson Township (Blue Earth)</b>			
Minnesota Association of Townships	512	9.6%	49
<b>Total for Entity</b>	<b>\$512</b>		<b>\$49</b>
<b>Jupiter Township (Kittson)</b>			
Minnesota Association of Townships	302	9.6%	29
<b>Total for Entity</b>	<b>\$302</b>		<b>\$29</b>
<b>Kabetogama Township (Saint Louis)</b>			
Minnesota Association of Townships	311	9.6%	30
<b>Total for Entity</b>	<b>\$311</b>		<b>\$30</b>

**Table 5**  
**2016 Lobbying Expenditures Paid With Association Dues**  
**Listed by Entity**

<b>Name of Entity (County)</b> <b>Association Name</b>	<b>Total Local Government Dues</b>	<b>Proportion of Dues Used for Lobbying</b>	<b>Total Dues Used for Lobbying</b>
<b>Kalevala Township (Carlton)</b>			
Minnesota Association of Townships	443	9.6%	43
<b>Total for Entity</b>	<b>\$443</b>		<b>\$43</b>
<b>Kalmar Township (Olmsted)</b>			
Minnesota Association of Townships	753	9.6%	72
<b>Total for Entity</b>	<b>\$753</b>		<b>\$72</b>
<b>Kanabec County</b>			
Association of Minnesota Counties	8,024	15.2%	1,220
<b>Total for Entity</b>	<b>\$8,024</b>		<b>\$1,220</b>
<b>Kanabec Soil and Water Conservation District</b>			
Minnesota Association of Soil and Water Conservation Districts	2,838	2.6%	74
<b>Total for Entity</b>	<b>\$2,838</b>		<b>\$74</b>
<b>Kanabec Township (Kanabec)</b>			
Minnesota Association of Townships	640	9.6%	61
<b>Total for Entity</b>	<b>\$640</b>		<b>\$61</b>
<b>Kanaranzi Township (Rock)</b>			
Minnesota Association of Townships	421	9.6%	40
<b>Total for Entity</b>	<b>\$421</b>		<b>\$40</b>
<b>Kanaranzi-Little Rock Watershed District</b>			
League of Minnesota Cities	1,842	9.8%	181
Minnesota Association of Watershed Districts	2,341	47.0%	1,100
<b>Total for Entity</b>	<b>\$4,183</b>		<b>\$1,281</b>
<b>Kandiyohi County</b>			
Association of Minnesota Counties	16,191	15.2%	2,461
<b>Total for Entity</b>	<b>\$16,191</b>		<b>\$2,461</b>
<b>Kandiyohi County Housing and Redevelopment Authority</b>			
League of Minnesota Cities	1,842	9.8%	181
<b>Total for Entity</b>	<b>\$1,842</b>		<b>\$181</b>
<b>Kandiyohi Soil and Water Conservation District</b>			
Minnesota Association of Soil and Water Conservation Districts	4,018	2.6%	104
<b>Total for Entity</b>	<b>\$4,018</b>		<b>\$104</b>

**Table 5**  
**2016 Lobbying Expenditures Paid With Association Dues**  
**Listed by Entity**

<b>Name of Entity (County)</b> <b>Association Name</b>	<b>Total Local Government Dues</b>	<b>Proportion of Dues Used for Lobbying</b>	<b>Total Dues Used for Lobbying</b>
<b>Kandiyohi Township (Kandiyohi)</b>			
Minnesota Association of Townships	544	9.6%	52
<b>Total for Entity</b>	<b>\$544</b>		<b>\$52</b>
<b>Kandota Township (Todd)</b>			
Minnesota Association of Townships	569	9.6%	55
<b>Total for Entity</b>	<b>\$569</b>		<b>\$55</b>
<b>Kasota Township (Le Sueur)</b>			
Minnesota Association of Townships	916	9.6%	88
<b>Total for Entity</b>	<b>\$916</b>		<b>\$88</b>
<b>Kathio Township (Mille Lacs)</b>			
Minnesota Association of Townships	930	9.6%	89
<b>Total for Entity</b>	<b>\$930</b>		<b>\$89</b>
<b>Keene Township (Clay)</b>			
Minnesota Association of Townships	319	9.6%	31
<b>Total for Entity</b>	<b>\$319</b>		<b>\$31</b>
<b>Kego Township (Cass)</b>			
Minnesota Association of Townships	507	9.6%	49
<b>Total for Entity</b>	<b>\$507</b>		<b>\$49</b>
<b>Kelliher Township (Beltrami)</b>			
Minnesota Association of Townships	312	9.6%	30
<b>Total for Entity</b>	<b>\$312</b>		<b>\$30</b>
<b>Kelsey Township (Saint Louis)</b>			
Minnesota Association of Townships	313	9.6%	30
<b>Total for Entity</b>	<b>\$313</b>		<b>\$30</b>
<b>Kelso Township (Sibley)</b>			
Minnesota Association of Townships	430	9.6%	41
<b>Total for Entity</b>	<b>\$430</b>		<b>\$41</b>
<b>Kenyon Township (Goodhue)</b>			
Minnesota Association of Townships	466	9.6%	45
<b>Total for Entity</b>	<b>\$466</b>		<b>\$45</b>

**Table 5**  
**2016 Lobbying Expenditures Paid With Association Dues**  
**Listed by Entity**

<b>Name of Entity (County)</b> <b>Association Name</b>	<b>Total Local Government Dues</b>	<b>Proportion of Dues Used for Lobbying</b>	<b>Total Dues Used for Lobbying</b>
<b>Kerkhoven Township (Swift)</b>			
Minnesota Association of Townships	343	9.6%	33
<b>Total for Entity</b>	<b>\$343</b>		<b>\$33</b>
<b>Kerrick Township (Pine)</b>			
Minnesota Association of Townships	446	9.6%	43
<b>Total for Entity</b>	<b>\$446</b>		<b>\$43</b>
<b>Kertsonville Township (Polk)</b>			
Minnesota Association of Townships	297	9.6%	29
<b>Total for Entity</b>	<b>\$297</b>		<b>\$29</b>
<b>Kettle River Township (Pine)</b>			
Minnesota Association of Townships	501	9.6%	48
<b>Total for Entity</b>	<b>\$501</b>		<b>\$48</b>
<b>Keystone Township (Polk)</b>			
Minnesota Association of Townships	297	9.6%	29
<b>Total for Entity</b>	<b>\$297</b>		<b>\$29</b>
<b>Kiester Township (Faribault)</b>			
Minnesota Association of Townships	350	9.6%	34
<b>Total for Entity</b>	<b>\$350</b>		<b>\$34</b>
<b>Kildare Township (Swift)</b>			
Minnesota Association of Townships	314	9.6%	30
<b>Total for Entity</b>	<b>\$314</b>		<b>\$30</b>
<b>Kilkenny Township (Le Sueur)</b>			
Minnesota Association of Townships	471	9.6%	45
<b>Total for Entity</b>	<b>\$471</b>		<b>\$45</b>
<b>Kimball Township (Jackson)</b>			
Minnesota Association of Townships	313	9.6%	30
<b>Total for Entity</b>	<b>\$313</b>		<b>\$30</b>
<b>Kimberly Township (Aitkin)</b>			
Minnesota Association of Townships	329	9.6%	32
<b>Total for Entity</b>	<b>\$329</b>		<b>\$32</b>

**Table 5**  
**2016 Lobbying Expenditures Paid With Association Dues**  
**Listed by Entity**

Name of Entity (County) Association Name	Total Local Government Dues	Proportion of Dues Used for Lobbying	Total Dues Used for Lobbying
<b>King Township (Polk)</b>			
Minnesota Association of Townships	340	9.6%	33
<b>Total for Entity</b>	<b>\$340</b>		<b>\$33</b>
<b>Kinghurst Township (Itasca)</b>			
Minnesota Association of Townships	306	9.6%	29
<b>Total for Entity</b>	<b>\$306</b>		<b>\$29</b>
<b>Kingman Township (Renville)</b>			
Minnesota Association of Townships	331	9.6%	32
<b>Total for Entity</b>	<b>\$331</b>		<b>\$32</b>
<b>Kingston Township (Meeker)</b>			
Minnesota Association of Townships	805	9.6%	77
<b>Total for Entity</b>	<b>\$805</b>		<b>\$77</b>
<b>Kintire Township (Redwood)</b>			
Minnesota Association of Townships	330	9.6%	32
<b>Total for Entity</b>	<b>\$330</b>		<b>\$32</b>
<b>Kittson County</b>			
Association of Minnesota Counties	4,375	15.2%	665
Greater Minnesota Parks and Trails	150	50.6%	76
Minnesota Rural Counties Caucus	2,100	50.0%	1,050
<b>Total for Entity</b>	<b>\$6,625</b>		<b>\$1,791</b>
<b>Kittson Soil and Water Conservation District</b>			
Minnesota Association of Soil and Water Conservation Districts	2,310	2.6%	60
<b>Total for Entity</b>	<b>\$2,310</b>		<b>\$60</b>
<b>Knife Lake Township (Kanabec)</b>			
Minnesota Association of Townships	779	9.6%	75
<b>Total for Entity</b>	<b>\$779</b>		<b>\$75</b>
<b>Knife River-Larsmont Sanitary District</b>			
League of Minnesota Cities	1,842	9.8%	181
<b>Total for Entity</b>	<b>\$1,842</b>		<b>\$181</b>

**Table 5**  
**2016 Lobbying Expenditures Paid With Association Dues**  
**Listed by Entity**

<b>Name of Entity (County)</b> <b>Association Name</b>	<b>Total Local Government Dues</b>	<b>Proportion of Dues Used for Lobbying</b>	<b>Total Dues Used for Lobbying</b>
<b>Knute Township (Polk)</b>			
Minnesota Association of Townships	506	9.6%	49
<b>Total for Entity</b>	<b>\$506</b>		<b>\$49</b>
<b>Koochiching County</b>			
Arrowhead Counties Association	2,750	60.0%	1,650
Association of Minnesota Counties	6,821	15.2%	1,037
Minnesota Rural Counties Caucus	2,100	50.0%	1,050
<b>Total for Entity</b>	<b>\$11,671</b>		<b>\$3,737</b>
<b>Koochiching Soil and Water Conservation District</b>			
Minnesota Association of Soil and Water Conservation Districts	2,664	2.6%	69
<b>Total for Entity</b>	<b>\$2,664</b>		<b>\$69</b>
<b>Kragero Township (Chippewa)</b>			
Minnesota Association of Townships	306	9.6%	29
<b>Total for Entity</b>	<b>\$306</b>		<b>\$29</b>
<b>Kragnes Township (Clay)</b>			
Minnesota Association of Townships	432	9.6%	41
<b>Total for Entity</b>	<b>\$432</b>		<b>\$41</b>
<b>Krain Township (Stearns)</b>			
Minnesota Association of Townships	655	9.6%	63
<b>Total for Entity</b>	<b>\$655</b>		<b>\$63</b>
<b>Kratka Township (Pennington)</b>			
Minnesota Association of Townships	310	9.6%	30
<b>Total for Entity</b>	<b>\$310</b>		<b>\$30</b>
<b>Kroschel Township (Kanabec)</b>			
Minnesota Association of Townships	340	9.6%	33
<b>Total for Entity</b>	<b>\$340</b>		<b>\$33</b>
<b>Kugler Township (Saint Louis)</b>			
Minnesota Association of Townships	329	9.6%	32
<b>Total for Entity</b>	<b>\$329</b>		<b>\$32</b>

**Table 5**  
**2016 Lobbying Expenditures Paid With Association Dues**  
**Listed by Entity**

Name of Entity (County) Association Name	Total Local Government Dues	Proportion of Dues Used for Lobbying	Total Dues Used for Lobbying
<b>Kurtz Township (Clay)</b>			
Minnesota Association of Townships	430	9.6%	41
<b>Total for Entity</b>	<b>\$430</b>		<b>\$41</b>
<b>La Crescent Township (Houston)</b>			
Minnesota Association of Townships	796	9.6%	76
<b>Total for Entity</b>	<b>\$796</b>		<b>\$76</b>
<b>La Crosse Township (Jackson)</b>			
Minnesota Association of Townships	320	9.6%	31
<b>Total for Entity</b>	<b>\$320</b>		<b>\$31</b>
<b>La Garde Township (Mahnomon)</b>			
Minnesota Association of Townships	324	9.6%	31
<b>Total for Entity</b>	<b>\$324</b>		<b>\$31</b>
<b>La Grand Township (Douglas)</b>			
Minnesota Association of Townships	1,747	9.6%	168
<b>Total for Entity</b>	<b>\$1,747</b>		<b>\$168</b>
<b>La Prairie Township (Clearwater)</b>			
Minnesota Association of Townships	456	9.6%	44
<b>Total for Entity</b>	<b>\$456</b>		<b>\$44</b>
<b>Lac qui Parle County</b>			
Association of Minnesota Counties	6,739	15.2%	1,024
<b>Total for Entity</b>	<b>\$6,739</b>		<b>\$1,024</b>
<b>Lac qui Parle Soil and Water Conservation District</b>			
Minnesota Association of Soil and Water Conservation Districts	2,652	2.6%	69
<b>Total for Entity</b>	<b>\$2,652</b>		<b>\$69</b>
<b>Lac qui Parle Township (Lac qui Parle)</b>			
Minnesota Association of Townships	325	9.6%	31
<b>Total for Entity</b>	<b>\$325</b>		<b>\$31</b>
<b>Lac qui Parle-Yellow Bank Watershed District</b>			
Minnesota Association of Watershed Districts	4,000	47.0%	1,880
<b>Total for Entity</b>	<b>\$4,000</b>		<b>\$1,880</b>

**Table 5**  
**2016 Lobbying Expenditures Paid With Association Dues**  
**Listed by Entity**

<b>Name of Entity (County)</b> <b>Association Name</b>	<b>Total Local Government Dues</b>	<b>Proportion of Dues Used for Lobbying</b>	<b>Total Dues Used for Lobbying</b>
<b>Lafayette Township (Nicollet)</b>			
Minnesota Association of Townships	558	9.6%	54
<b>Total for Entity</b>	<b>\$558</b>		<b>\$54</b>
<b>Lake Alice Township (Hubbard)</b>			
Minnesota Association of Townships	300	9.6%	29
<b>Total for Entity</b>	<b>\$300</b>		<b>\$29</b>
<b>Lake Andrew Township (Kandiyohi)</b>			
Minnesota Association of Townships	648	9.6%	62
<b>Total for Entity</b>	<b>\$648</b>		<b>\$62</b>
<b>Lake Belt Township (Martin)</b>			
Minnesota Association of Townships	329	9.6%	32
<b>Total for Entity</b>	<b>\$329</b>		<b>\$32</b>
<b>Lake Benton Township (Lincoln)</b>			
Minnesota Association of Townships	346	9.6%	33
<b>Total for Entity</b>	<b>\$346</b>		<b>\$33</b>
<b>Lake County</b>			
Arrowhead Counties Association	2,750	60.0%	1,650
Association of Minnesota Counties	7,043	15.2%	1,071
Greater Minnesota Parks and Trails	225	50.6%	114
<b>Total for Entity</b>	<b>\$10,018</b>		<b>\$2,835</b>
<b>Lake County Soil and Water Conservation District</b>			
Minnesota Association of Soil and Water Conservation Districts	2,696	2.6%	70
<b>Total for Entity</b>	<b>\$2,696</b>		<b>\$70</b>
<b>Lake Edward Township (Crow Wing)</b>			
Minnesota Association of Townships	1,076	9.6%	103
<b>Total for Entity</b>	<b>\$1,076</b>		<b>\$103</b>
<b>Lake Elizabeth Township (Kandiyohi)</b>			
Minnesota Association of Townships	340	9.6%	33
<b>Total for Entity</b>	<b>\$340</b>		<b>\$33</b>



**Table 5**  
**2016 Lobbying Expenditures Paid With Association Dues**  
**Listed by Entity**

<b>Name of Entity (County)</b> <b>Association Name</b>	<b>Total Local Government Dues</b>	<b>Proportion of Dues Used for Lobbying</b>	<b>Total Dues Used for Lobbying</b>
<b>Lake Emma Township (Hubbard)</b>			
Minnesota Association of Townships	652	9.6%	63
<b>Total for Entity</b>	<b>\$652</b>		<b>\$63</b>
<b>Lake Eunice Township (Becker)</b>			
Minnesota Association of Townships	918	9.6%	88
<b>Total for Entity</b>	<b>\$918</b>		<b>\$88</b>
<b>Lake Fremont Township (Martin)</b>			
Minnesota Association of Townships	318	9.6%	31
<b>Total for Entity</b>	<b>\$318</b>		<b>\$31</b>
<b>Lake George Township (Hubbard)</b>			
Minnesota Association of Townships	460	9.6%	44
<b>Total for Entity</b>	<b>\$460</b>		<b>\$44</b>
<b>Lake George Township (Stearns)</b>			
Minnesota Association of Townships	447	9.6%	43
<b>Total for Entity</b>	<b>\$447</b>		<b>\$43</b>
<b>Lake Grove Township (Mahnomen)</b>			
Minnesota Association of Townships	335	9.6%	32
<b>Total for Entity</b>	<b>\$335</b>		<b>\$32</b>
<b>Lake Hanska Township (Brown)</b>			
Minnesota Association of Townships	444	9.6%	43
<b>Total for Entity</b>	<b>\$444</b>		<b>\$43</b>
<b>Lake Hattie Township (Hubbard)</b>			
Minnesota Association of Townships	335	9.6%	32
<b>Total for Entity</b>	<b>\$335</b>		<b>\$32</b>
<b>Lake Henry Township (Stearns)</b>			
Minnesota Association of Townships	428	9.6%	41
<b>Total for Entity</b>	<b>\$428</b>		<b>\$41</b>
<b>Lake Ida Township (Norman)</b>			
Minnesota Association of Townships	320	9.6%	31
<b>Total for Entity</b>	<b>\$320</b>		<b>\$31</b>

**Table 5**  
**2016 Lobbying Expenditures Paid With Association Dues**  
**Listed by Entity**

<b>Name of Entity (County)</b> <b>Association Name</b>	<b>Total Local Government Dues</b>	<b>Proportion of Dues Used for Lobbying</b>	<b>Total Dues Used for Lobbying</b>
<b>Lake Jessie Township (Itasca)</b>			
Minnesota Association of Townships	433	9.6%	42
<b>Total for Entity</b>	<b>\$433</b>		<b>\$42</b>
<b>Lake Johanna Township (Pope)</b>			
Minnesota Association of Townships	313	9.6%	30
<b>Total for Entity</b>	<b>\$313</b>		<b>\$30</b>
<b>Lake Lillian Township (Kandiyohi)</b>			
Minnesota Association of Townships	329	9.6%	32
<b>Total for Entity</b>	<b>\$329</b>		<b>\$32</b>
<b>Lake Marshall Township (Lyon)</b>			
Minnesota Association of Townships	520	9.6%	50
<b>Total for Entity</b>	<b>\$520</b>		<b>\$50</b>
<b>Lake Mary Township (Douglas)</b>			
Minnesota Association of Townships	758	9.6%	73
<b>Total for Entity</b>	<b>\$758</b>		<b>\$73</b>
<b>Lake Minnetonka Conservation District</b>			
League of Minnesota Cities	1,842	9.8%	181
<b>Total for Entity</b>	<b>\$1,842</b>		<b>\$181</b>
<b>Lake of the Woods County</b>			
Association of Minnesota Counties	3,854	15.2%	586
Minnesota Rural Counties Caucus	2,100	50.0%	1,050
<b>Total for Entity</b>	<b>\$5,954</b>		<b>\$1,636</b>
<b>Lake of the Woods Soil and Water Conservation District</b>			
Minnesota Association of Soil and Water Conservation Districts	2,253	2.6%	59
<b>Total for Entity</b>	<b>\$2,253</b>		<b>\$59</b>
<b>Lake Park Township (Becker)</b>			
Minnesota Association of Townships	495	9.6%	48
<b>Total for Entity</b>	<b>\$495</b>		<b>\$48</b>
<b>Lake Pleasant Township (Red Lake)</b>			
Minnesota Association of Townships	301	9.6%	29
<b>Total for Entity</b>	<b>\$301</b>		<b>\$29</b>

**Table 5**  
**2016 Lobbying Expenditures Paid With Association Dues**  
**Listed by Entity**

<b>Name of Entity (County)</b> <b>Association Name</b>	<b>Total Local Government Dues</b>	<b>Proportion of Dues Used for Lobbying</b>	<b>Total Dues Used for Lobbying</b>
<b>Lake Prairie Township (Nicollet)</b>			
Minnesota Association of Townships	549	9.6%	53
<b>Total for Entity</b>	<b>\$549</b>		<b>\$53</b>
<b>Lake Pulaski Improvement District</b>			
League of Minnesota Cities	1,842	9.8%	181
<b>Total for Entity</b>	<b>\$1,842</b>		<b>\$181</b>
<b>Lake Sarah Township (Murray)</b>			
Minnesota Association of Townships	458	9.6%	44
<b>Total for Entity</b>	<b>\$458</b>		<b>\$44</b>
<b>Lake Shore Township (Lac qui Parle)</b>			
Minnesota Association of Townships	328	9.6%	31
<b>Total for Entity</b>	<b>\$328</b>		<b>\$31</b>
<b>Lake Stay Township (Lincoln)</b>			
Minnesota Association of Townships	320	9.6%	31
<b>Total for Entity</b>	<b>\$320</b>		<b>\$31</b>
<b>Lake Township (Roseau)</b>			
Minnesota Association of Townships	1,084	9.6%	104
<b>Total for Entity</b>	<b>\$1,084</b>		<b>\$104</b>
<b>Lake Township (Wabasha)</b>			
Minnesota Association of Townships	480	9.6%	46
<b>Total for Entity</b>	<b>\$480</b>		<b>\$46</b>
<b>Lake Valley Township (Traverse)</b>			
Minnesota Association of Townships	340	9.6%	33
<b>Total for Entity</b>	<b>\$340</b>		<b>\$33</b>
<b>Lake View Township (Becker)</b>			
Minnesota Association of Townships	953	9.6%	91
<b>Total for Entity</b>	<b>\$953</b>		<b>\$91</b>
<b>Lake Washington Sanitary District</b>			
League of Minnesota Cities	1,842	9.8%	181
<b>Total for Entity</b>	<b>\$1,842</b>		<b>\$181</b>

**Table 5**  
**2016 Lobbying Expenditures Paid With Association Dues**  
**Listed by Entity**

<b>Name of Entity (County)</b> <b>Association Name</b>	<b>Total Local Government Dues</b>	<b>Proportion of Dues Used for Lobbying</b>	<b>Total Dues Used for Lobbying</b>
<b>Lakeport Township (Hubbard)</b>			
Minnesota Association of Townships	616	9.6%	59
<b>Total for Entity</b>	<b>\$616</b>		<b>\$59</b>
<b>Lakes Country Service Cooperative</b>			
Minnesota Rural Education Association	1,600	42.7%	683
<b>Total for Entity</b>	<b>\$1,600</b>		<b>\$683</b>
<b>Lakeside Township (Aitkin)</b>			
Minnesota Association of Townships	482	9.6%	46
<b>Total for Entity</b>	<b>\$482</b>		<b>\$46</b>
<b>Lakeside Township (Cottonwood)</b>			
Minnesota Association of Townships	344	9.6%	33
<b>Total for Entity</b>	<b>\$344</b>		<b>\$33</b>
<b>Laketown Township (Carver)</b>			
Minnesota Association of Townships	1,141	9.6%	110
<b>Total for Entity</b>	<b>\$1,141</b>		<b>\$110</b>
<b>Lakeview Township (Carlton)</b>			
Minnesota Association of Townships	326	9.6%	31
<b>Total for Entity</b>	<b>\$326</b>		<b>\$31</b>
<b>Lakewood Township (Saint Louis)</b>			
Minnesota Association of Townships	1,130	9.6%	108
<b>Total for Entity</b>	<b>\$1,130</b>		<b>\$108</b>
<b>Lakin Township (Morrison)</b>			
Minnesota Association of Townships	474	9.6%	46
<b>Total for Entity</b>	<b>\$474</b>		<b>\$46</b>
<b>Lambert Township (Red Lake)</b>			
Minnesota Association of Townships	309	9.6%	30
<b>Total for Entity</b>	<b>\$309</b>		<b>\$30</b>
<b>Lamberton Township (Redwood)</b>			
Minnesota Association of Townships	329	9.6%	32
<b>Total for Entity</b>	<b>\$329</b>		<b>\$32</b>

**Table 5**  
**2016 Lobbying Expenditures Paid With Association Dues**  
**Listed by Entity**

<b>Name of Entity (County)</b> <b>Association Name</b>	<b>Total Local Government Dues</b>	<b>Proportion of Dues Used for Lobbying</b>	<b>Total Dues Used for Lobbying</b>
<b>Lammers Township (Beltrami)</b>			
Minnesota Association of Townships	529	9.6%	51
<b>Total for Entity</b>	<b>\$529</b>		<b>\$51</b>
<b>Land Township (Grant)</b>			
Minnesota Association of Townships	349	9.6%	34
<b>Total for Entity</b>	<b>\$349</b>		<b>\$34</b>
<b>Lanesburgh Township (Le Sueur)</b>			
Minnesota Association of Townships	1,058	9.6%	102
<b>Total for Entity</b>	<b>\$1,058</b>		<b>\$102</b>
<b>Langhei Township (Pope)</b>			
Minnesota Association of Townships	326	9.6%	31
<b>Total for Entity</b>	<b>\$326</b>		<b>\$31</b>
<b>Langola Township (Benton)</b>			
Minnesota Association of Townships	642	9.6%	62
<b>Total for Entity</b>	<b>\$642</b>		<b>\$62</b>
<b>Langor Township (Beltrami)</b>			
Minnesota Association of Townships	338	9.6%	32
<b>Total for Entity</b>	<b>\$338</b>		<b>\$32</b>
<b>Lansing Township (Mower)</b>			
Minnesota Association of Townships	642	9.6%	62
<b>Total for Entity</b>	<b>\$642</b>		<b>\$62</b>
<b>Laona Township (Roseau)</b>			
Minnesota Association of Townships	514	9.6%	49
<b>Total for Entity</b>	<b>\$514</b>		<b>\$49</b>
<b>Larkin Township (Nobles)</b>			
Minnesota Association of Townships	328	9.6%	31
<b>Total for Entity</b>	<b>\$328</b>		<b>\$31</b>
<b>Lavell Township (Saint Louis)</b>			
Minnesota Association of Townships	436	9.6%	42
<b>Total for Entity</b>	<b>\$436</b>		<b>\$42</b>

**Table 5**  
**2016 Lobbying Expenditures Paid With Association Dues**  
**Listed by Entity**

Name of Entity (County) Association Name	Total Local Government Dues	Proportion of Dues Used for Lobbying	Total Dues Used for Lobbying
<b>Lawrence Township (Grant)</b>			
Minnesota Association of Townships	297	9.6%	29
<b>Total for Entity</b>	<b>\$297</b>		<b>\$29</b>
<b>Lawrence Township (Itasca)</b>			
Minnesota Association of Townships	484	9.6%	46
<b>Total for Entity</b>	<b>\$484</b>		<b>\$46</b>
<b>Le Ray Township (Blue Earth)</b>			
Minnesota Association of Townships	569	9.6%	55
<b>Total for Entity</b>	<b>\$569</b>		<b>\$55</b>
<b>Le Sauk Township (Stearns)</b>			
Minnesota Association of Townships	973	9.6%	93
<b>Total for Entity</b>	<b>\$973</b>		<b>\$93</b>
<b>Le Sueur County</b>			
Association of Minnesota Counties	12,387	15.2%	1,883
Greater Minnesota Parks and Trails	300	50.6%	152
<b>Total for Entity</b>	<b>\$12,687</b>		<b>\$2,035</b>
<b>Le Sueur County Soil and Water Conservation District</b>			
Minnesota Association of Soil and Water Conservation Districts	3,469	2.6%	90
<b>Total for Entity</b>	<b>\$3,469</b>		<b>\$90</b>
<b>Leaf Lake Township (Otter Tail)</b>			
Minnesota Association of Townships	517	9.6%	50
<b>Total for Entity</b>	<b>\$517</b>		<b>\$50</b>
<b>Leaf Mountain Township (Otter Tail)</b>			
Minnesota Association of Townships	440	9.6%	42
<b>Total for Entity</b>	<b>\$440</b>		<b>\$42</b>
<b>Leaf River Township (Wadena)</b>			
Minnesota Association of Townships	508	9.6%	49
<b>Total for Entity</b>	<b>\$508</b>		<b>\$49</b>
<b>Leaf Valley Township (Douglas)</b>			
Minnesota Association of Townships	485	9.6%	47
<b>Total for Entity</b>	<b>\$485</b>		<b>\$47</b>

**Table 5**  
**2016 Lobbying Expenditures Paid With Association Dues**  
**Listed by Entity**

Name of Entity (County) Association Name	Total Local Government Dues	Proportion of Dues Used for Lobbying	Total Dues Used for Lobbying
<b>Leavenworth Township (Brown)</b>			
Minnesota Association of Townships	427	9.6%	41
<b>Total for Entity</b>	<b>\$427</b>		<b>\$41</b>
<b>Lee Township (Aitkin)</b>			
Minnesota Association of Townships	285	9.6%	27
<b>Total for Entity</b>	<b>\$285</b>		<b>\$27</b>
<b>Lee Township (Beltrami)</b>			
Minnesota Association of Townships	286	9.6%	27
<b>Total for Entity</b>	<b>\$286</b>		<b>\$27</b>
<b>Lee Township (Norman)</b>			
Minnesota Association of Townships	306	9.6%	29
<b>Total for Entity</b>	<b>\$306</b>		<b>\$29</b>
<b>Leech Lake Township (Cass)</b>			
Minnesota Association of Townships	480	9.6%	46
<b>Total for Entity</b>	<b>\$480</b>		<b>\$46</b>
<b>Leeds Township (Murray)</b>			
Minnesota Association of Townships	335	9.6%	32
<b>Total for Entity</b>	<b>\$335</b>		<b>\$32</b>
<b>Leenthrop Township (Chippewa)</b>			
Minnesota Association of Townships	347	9.6%	33
<b>Total for Entity</b>	<b>\$347</b>		<b>\$33</b>
<b>Leiding Township (Saint Louis)</b>			
Minnesota Association of Townships	465	9.6%	45
<b>Total for Entity</b>	<b>\$465</b>		<b>\$45</b>
<b>Leigh Township (Morrison)</b>			
Minnesota Association of Townships	337	9.6%	32
<b>Total for Entity</b>	<b>\$337</b>		<b>\$32</b>
<b>Lemond Township (Steele)</b>			
Minnesota Association of Townships	499	9.6%	48
<b>Total for Entity</b>	<b>\$499</b>		<b>\$48</b>

**Table 5**  
**2016 Lobbying Expenditures Paid With Association Dues**  
**Listed by Entity**

<b>Name of Entity (County)</b> <b>Association Name</b>	<b>Total Local Government Dues</b>	<b>Proportion of Dues Used for Lobbying</b>	<b>Total Dues Used for Lobbying</b>
<b>Lent Township (Chisago)</b>			
Minnesota Association of Townships	1,393	9.6%	134
<b>Total for Entity</b>	<b>\$1,393</b>		<b>\$134</b>
<b>Leon Township (Clearwater)</b>			
Minnesota Association of Townships	456	9.6%	44
<b>Total for Entity</b>	<b>\$456</b>		<b>\$44</b>
<b>Leon Township (Goodhue)</b>			
Minnesota Association of Townships	622	9.6%	60
<b>Total for Entity</b>	<b>\$622</b>		<b>\$60</b>
<b>Leonardsville Township (Traverse)</b>			
Minnesota Association of Townships	301	9.6%	29
<b>Total for Entity</b>	<b>\$301</b>		<b>\$29</b>
<b>Leota Township (Nobles)</b>			
Minnesota Association of Townships	463	9.6%	44
<b>Total for Entity</b>	<b>\$463</b>		<b>\$44</b>
<b>LeRoy Township (Mower)</b>			
Minnesota Association of Townships	451	9.6%	43
<b>Total for Entity</b>	<b>\$451</b>		<b>\$43</b>
<b>Leslie Township (Todd)</b>			
Minnesota Association of Townships	543	9.6%	52
<b>Total for Entity</b>	<b>\$543</b>		<b>\$52</b>
<b>Lessor Township (Polk)</b>			
Minnesota Association of Townships	322	9.6%	31
<b>Total for Entity</b>	<b>\$322</b>		<b>\$31</b>
<b>Leven Township (Pope)</b>			
Minnesota Association of Townships	496	9.6%	48
<b>Total for Entity</b>	<b>\$496</b>		<b>\$48</b>
<b>Lewis Township (Mille Lacs)</b>			
Minnesota Association of Townships	284	9.6%	27
<b>Total for Entity</b>	<b>\$284</b>		<b>\$27</b>



**Table 5**  
**2016 Lobbying Expenditures Paid With Association Dues**  
**Listed by Entity**

<b>Name of Entity (County)</b> <b>Association Name</b>	<b>Total Local Government Dues</b>	<b>Proportion of Dues Used for Lobbying</b>	<b>Total Dues Used for Lobbying</b>
<b>Lexington Township (Le Sueur)</b>			
Minnesota Association of Townships	563	9.6%	54
<b>Total for Entity</b>	<b>\$563</b>		<b>\$54</b>
<b>Libby Township (Aitkin)</b>			
Minnesota Association of Townships	284	9.6%	27
<b>Total for Entity</b>	<b>\$284</b>		<b>\$27</b>
<b>Liberty Township (Beltrami)</b>			
Minnesota Association of Townships	577	9.6%	55
<b>Total for Entity</b>	<b>\$577</b>		<b>\$55</b>
<b>Liberty Township (Polk)</b>			
Minnesota Association of Townships	302	9.6%	29
<b>Total for Entity</b>	<b>\$302</b>		<b>\$29</b>
<b>Lida Township (Otter Tail)</b>			
Minnesota Association of Townships	576	9.6%	55
<b>Total for Entity</b>	<b>\$576</b>		<b>\$55</b>
<b>Lien Township (Grant)</b>			
Minnesota Association of Townships	305	9.6%	29
<b>Total for Entity</b>	<b>\$305</b>		<b>\$29</b>
<b>Lima Township (Cass)</b>			
Minnesota Association of Townships	302	9.6%	29
<b>Total for Entity</b>	<b>\$302</b>		<b>\$29</b>
<b>Lime Lake Township (Murray)</b>			
Minnesota Association of Townships	326	9.6%	31
<b>Total for Entity</b>	<b>\$326</b>		<b>\$31</b>
<b>Lime Township (Blue Earth)</b>			
Minnesota Association of Townships	740	9.6%	71
<b>Total for Entity</b>	<b>\$740</b>		<b>\$71</b>
<b>Limestone Township (Lincoln)</b>			
Minnesota Association of Townships	315	9.6%	30
<b>Total for Entity</b>	<b>\$315</b>		<b>\$30</b>

**Table 5**  
**2016 Lobbying Expenditures Paid With Association Dues**  
**Listed by Entity**

<b>Name of Entity (County)</b> <b>Association Name</b>	<b>Total Local Government Dues</b>	<b>Proportion of Dues Used for Lobbying</b>	<b>Total Dues Used for Lobbying</b>
<b>Lincoln County</b>			
Association of Minnesota Counties	5,658	15.2%	860
<b>Total for Entity</b>	<b>\$5,658</b>		<b>\$860</b>
<b>Lincoln Soil and Water Conservation District</b>			
Minnesota Association of Soil and Water Conservation Districts	2,496	2.6%	65
<b>Total for Entity</b>	<b>\$2,496</b>		<b>\$65</b>
<b>Lincoln Township (Blue Earth)</b>			
Minnesota Association of Townships	331	9.6%	32
<b>Total for Entity</b>	<b>\$331</b>		<b>\$32</b>
<b>Lincoln Township (Marshall)</b>			
Minnesota Association of Townships	303	9.6%	29
<b>Total for Entity</b>	<b>\$303</b>		<b>\$29</b>
<b>Lincoln-Pipestone Rural Water System</b>			
League of Minnesota Cities	1,842	9.8%	181
<b>Total for Entity</b>	<b>\$1,842</b>		<b>\$181</b>
<b>Lind Township (Roseau)</b>			
Minnesota Association of Townships	288	9.6%	28
<b>Total for Entity</b>	<b>\$288</b>		<b>\$28</b>
<b>Linden Grove Township (Saint Louis)</b>			
Minnesota Association of Townships	314	9.6%	30
<b>Total for Entity</b>	<b>\$314</b>		<b>\$30</b>
<b>Linden Township (Brown)</b>			
Minnesota Association of Townships	431	9.6%	41
<b>Total for Entity</b>	<b>\$431</b>		<b>\$41</b>
<b>Linsell Township (Marshall)</b>			
Minnesota Association of Townships	279	9.6%	27
<b>Total for Entity</b>	<b>\$279</b>		<b>\$27</b>
<b>Linwood Township (Anoka)</b>			
Minnesota Association of Townships	2,078	9.6%	199
<b>Total for Entity</b>	<b>\$2,078</b>		<b>\$199</b>

**Table 5**  
**2016 Lobbying Expenditures Paid With Association Dues**  
**Listed by Entity**

<b>Name of Entity (County)</b> <b>Association Name</b>	<b>Total Local Government Dues</b>	<b>Proportion of Dues Used for Lobbying</b>	<b>Total Dues Used for Lobbying</b>
<b>Lisbon Township (Yellow Medicine)</b>			
Minnesota Association of Townships	331	9.6%	32
<b>Total for Entity</b>	<b>\$331</b>		<b>\$32</b>
<b>Litchfield Township (Meeker)</b>			
Minnesota Association of Townships	603	9.6%	58
<b>Total for Entity</b>	<b>\$603</b>		<b>\$58</b>
<b>Little Elbow Township (Mahnomen)</b>			
Minnesota Association of Townships	424	9.6%	41
<b>Total for Entity</b>	<b>\$424</b>		<b>\$41</b>
<b>Little Elk Township (Todd)</b>			
Minnesota Association of Townships	426	9.6%	41
<b>Total for Entity</b>	<b>\$426</b>		<b>\$41</b>
<b>Little Falls Township (Morrison)</b>			
Minnesota Association of Townships	940	9.6%	90
<b>Total for Entity</b>	<b>\$940</b>		<b>\$90</b>
<b>Little Pine Township (Crow Wing)</b>			
Minnesota Association of Townships	297	9.6%	29
<b>Total for Entity</b>	<b>\$297</b>		<b>\$29</b>
<b>Little Rock Township (Nobles)</b>			
Minnesota Association of Townships	334	9.6%	32
<b>Total for Entity</b>	<b>\$334</b>		<b>\$32</b>
<b>Little Sauk Township (Todd)</b>			
Minnesota Association of Townships	597	9.6%	57
<b>Total for Entity</b>	<b>\$597</b>		<b>\$57</b>
<b>Livonia Township (Sherburne)</b>			
Minnesota Association of Townships	2,363	9.6%	227
<b>Total for Entity</b>	<b>\$2,363</b>		<b>\$227</b>
<b>Lockhart Township (Norman)</b>			
Minnesota Association of Townships	285	9.6%	27
<b>Total for Entity</b>	<b>\$285</b>		<b>\$27</b>

**Table 5**  
**2016 Lobbying Expenditures Paid With Association Dues**  
**Listed by Entity**

<b>Name of Entity (County)</b> <b>Association Name</b>	<b>Total Local Government Dues</b>	<b>Proportion of Dues Used for Lobbying</b>	<b>Total Dues Used for Lobbying</b>
<b>Lodi Township (Mower)</b>			
Minnesota Association of Townships	424	9.6%	41
<b>Total for Entity</b>	<b>\$424</b>		<b>\$41</b>
<b>Logan Township (Aitkin)</b>			
Minnesota Association of Townships	322	9.6%	31
<b>Total for Entity</b>	<b>\$322</b>		<b>\$31</b>
<b>Logan Township (Grant)</b>			
Minnesota Association of Townships	298	9.6%	29
<b>Total for Entity</b>	<b>\$298</b>		<b>\$29</b>
<b>London Township (Freeborn)</b>			
Minnesota Association of Townships	436	9.6%	42
<b>Total for Entity</b>	<b>\$436</b>		<b>\$42</b>
<b>Lone Pine Township (Itasca)</b>			
Minnesota Association of Townships	469	9.6%	45
<b>Total for Entity</b>	<b>\$469</b>		<b>\$45</b>
<b>Lone Tree Township (Chippewa)</b>			
Minnesota Association of Townships	328	9.6%	31
<b>Total for Entity</b>	<b>\$328</b>		<b>\$31</b>
<b>Long Lake Township (Crow Wing)</b>			
Minnesota Association of Townships	743	9.6%	71
<b>Total for Entity</b>	<b>\$743</b>		<b>\$71</b>
<b>Long Lake Township (Watonwan)</b>			
Minnesota Association of Townships	446	9.6%	43
<b>Total for Entity</b>	<b>\$446</b>		<b>\$43</b>
<b>Long Lost Lake Township (Clearwater)</b>			
Minnesota Association of Townships	283	9.6%	27
<b>Total for Entity</b>	<b>\$283</b>		<b>\$27</b>
<b>Long Prairie Township (Todd)</b>			
Minnesota Association of Townships	601	9.6%	58
<b>Total for Entity</b>	<b>\$601</b>		<b>\$58</b>

**Table 5**  
**2016 Lobbying Expenditures Paid With Association Dues**  
**Listed by Entity**

<b>Name of Entity (County)</b> <b>Association Name</b>	<b>Total Local Government Dues</b>	<b>Proportion of Dues Used for Lobbying</b>	<b>Total Dues Used for Lobbying</b>
<b>Loon Lake Township (Cass)</b>			
Minnesota Association of Townships	517	9.6%	50
<b>Total for Entity</b>	<b>\$517</b>		<b>\$50</b>
<b>Lorain Township (Nobles)</b>			
Minnesota Association of Townships	436	9.6%	42
<b>Total for Entity</b>	<b>\$436</b>		<b>\$42</b>
<b>Louisville Township (Red Lake)</b>			
Minnesota Association of Townships	329	9.6%	32
<b>Total for Entity</b>	<b>\$329</b>		<b>\$32</b>
<b>Louisville Township (Scott)</b>			
Minnesota Association of Townships	840	9.6%	81
<b>Total for Entity</b>	<b>\$840</b>		<b>\$81</b>
<b>Louriston Township (Chippewa)</b>			
Minnesota Association of Townships	320	9.6%	31
<b>Total for Entity</b>	<b>\$320</b>		<b>\$31</b>
<b>Lowell Township (Polk)</b>			
Minnesota Association of Townships	434	9.6%	42
<b>Total for Entity</b>	<b>\$434</b>		<b>\$42</b>
<b>Lower Minnesota River Watershed District</b>			
Minnesota Association of Watershed Districts	4,000	47.0%	1,880
<b>Total for Entity</b>	<b>\$4,000</b>		<b>\$1,880</b>
<b>Lowville Township (Murray)</b>			
Minnesota Association of Townships	323	9.6%	31
<b>Total for Entity</b>	<b>\$323</b>		<b>\$31</b>
<b>Lucas Township (Lyon)</b>			
Minnesota Association of Townships	421	9.6%	40
<b>Total for Entity</b>	<b>\$421</b>		<b>\$40</b>
<b>Lund Township (Douglas)</b>			
Minnesota Association of Townships	443	9.6%	43
<b>Total for Entity</b>	<b>\$443</b>		<b>\$43</b>

**Table 5**  
**2016 Lobbying Expenditures Paid With Association Dues**  
**Listed by Entity**

<b>Name of Entity (County)</b> <b>Association Name</b>	<b>Total Local Government Dues</b>	<b>Proportion of Dues Used for Lobbying</b>	<b>Total Dues Used for Lobbying</b>
<b>Lura Township (Faribault)</b>			
Minnesota Association of Townships	318	9.6%	31
<b>Total for Entity</b>	<b>\$318</b>		<b>\$31</b>
<b>Lutsen Township (Cook)</b>			
Minnesota Association of Townships	473	9.6%	45
<b>Total for Entity</b>	<b>\$473</b>		<b>\$45</b>
<b>Luverne Township (Rock)</b>			
Minnesota Association of Townships	491	9.6%	47
<b>Total for Entity</b>	<b>\$491</b>		<b>\$47</b>
<b>Luxemburg Township (Stearns)</b>			
Minnesota Association of Townships	545	9.6%	52
<b>Total for Entity</b>	<b>\$545</b>		<b>\$52</b>
<b>Lyle Township (Mower)</b>			
Minnesota Association of Townships	452	9.6%	43
<b>Total for Entity</b>	<b>\$452</b>		<b>\$43</b>
<b>Lynd Township (Lyon)</b>			
Minnesota Association of Townships	469	9.6%	45
<b>Total for Entity</b>	<b>\$469</b>		<b>\$45</b>
<b>Lynden Township (Stearns)</b>			
Minnesota Association of Townships	1,031	9.6%	99
<b>Total for Entity</b>	<b>\$1,031</b>		<b>\$99</b>
<b>Lynn Township (McLeod)</b>			
Minnesota Association of Townships	510	9.6%	49
<b>Total for Entity</b>	<b>\$510</b>		<b>\$49</b>
<b>Lyon County</b>			
Association of Minnesota Counties	12,013	15.2%	1,826
Greater Minnesota Parks and Trails	225	50.6%	114
<b>Total for Entity</b>	<b>\$12,238</b>		<b>\$1,940</b>
<b>Lyon Soil and Water Conservation District</b>			
Minnesota Association of Soil and Water Conservation Districts	3,414	2.6%	89
<b>Total for Entity</b>	<b>\$3,414</b>		<b>\$89</b>

**Table 5**  
**2016 Lobbying Expenditures Paid With Association Dues**  
**Listed by Entity**

<b>Name of Entity (County)</b> <b>Association Name</b>	<b>Total Local Government Dues</b>	<b>Proportion of Dues Used for Lobbying</b>	<b>Total Dues Used for Lobbying</b>
<b>Lyons Township (Lyon)</b>			
Minnesota Association of Townships	332	9.6%	32
<b>Total for Entity</b>	<b>\$332</b>		<b>\$32</b>
<b>Lyons Township (Wadena)</b>			
Minnesota Association of Townships	334	9.6%	32
<b>Total for Entity</b>	<b>\$334</b>		<b>\$32</b>
<b>Lyra Township (Blue Earth)</b>			
Minnesota Association of Townships	438	9.6%	42
<b>Total for Entity</b>	<b>\$438</b>		<b>\$42</b>
<b>Macsville Township (Grant)</b>			
Minnesota Association of Townships	304	9.6%	29
<b>Total for Entity</b>	<b>\$304</b>		<b>\$29</b>
<b>Macville Township (Aitkin)</b>			
Minnesota Association of Townships	333	9.6%	32
<b>Total for Entity</b>	<b>\$333</b>		<b>\$32</b>
<b>Madelia Township (Watonwan)</b>			
Minnesota Association of Townships	449	9.6%	43
<b>Total for Entity</b>	<b>\$449</b>		<b>\$43</b>
<b>Madison Township (Lac qui Parle)</b>			
Minnesota Association of Townships	337	9.6%	32
<b>Total for Entity</b>	<b>\$337</b>		<b>\$32</b>
<b>Magnolia Township (Rock)</b>			
Minnesota Association of Townships	337	9.6%	32
<b>Total for Entity</b>	<b>\$337</b>		<b>\$32</b>
<b>Mahnomen County</b>			
Association of Minnesota Counties	4,649	15.2%	707
Greater Minnesota Parks and Trails	150	50.6%	76
Minnesota Rural Counties Caucus	2,100	50.0%	1,050
<b>Total for Entity</b>	<b>\$6,899</b>		<b>\$1,833</b>

**Table 5**  
**2016 Lobbying Expenditures Paid With Association Dues**  
**Listed by Entity**

<b>Name of Entity (County)</b> <b>Association Name</b>	<b>Total Local Government Dues</b>	<b>Proportion of Dues Used for Lobbying</b>	<b>Total Dues Used for Lobbying</b>
<b>Mahnomen Soil and Water Conservation District</b>			
Minnesota Association of Soil and Water Conservation Districts	2,350	2.6%	61
<b>Total for Entity</b>	<b>\$2,350</b>		<b>\$61</b>
<b>Mahtowa Township (Carlton)</b>			
Minnesota Association of Townships	539	9.6%	52
<b>Total for Entity</b>	<b>\$539</b>		<b>\$52</b>
<b>Maine Prairie Township (Stearns)</b>			
Minnesota Association of Townships	1,011	9.6%	97
<b>Total for Entity</b>	<b>\$1,011</b>		<b>\$97</b>
<b>Maine Township (Otter Tail)</b>			
Minnesota Association of Townships	545	9.6%	52
<b>Total for Entity</b>	<b>\$545</b>		<b>\$52</b>
<b>Malmo Township (Aitkin)</b>			
Minnesota Association of Townships	444	9.6%	43
<b>Total for Entity</b>	<b>\$444</b>		<b>\$43</b>
<b>Malta Township (Big Stone)</b>			
Minnesota Association of Townships	303	9.6%	29
<b>Total for Entity</b>	<b>\$303</b>		<b>\$29</b>
<b>Malung Township (Roseau)</b>			
Minnesota Association of Townships	477	9.6%	46
<b>Total for Entity</b>	<b>\$477</b>		<b>\$46</b>
<b>Mamre Township (Kandiyohi)</b>			
Minnesota Association of Townships	461	9.6%	44
<b>Total for Entity</b>	<b>\$461</b>		<b>\$44</b>
<b>Manannah Township (Meeker)</b>			
Minnesota Association of Townships	531	9.6%	51
<b>Total for Entity</b>	<b>\$531</b>		<b>\$51</b>
<b>Manchester Township (Freeborn)</b>			
Minnesota Association of Townships	476	9.6%	46
<b>Total for Entity</b>	<b>\$476</b>		<b>\$46</b>



**Table 5**  
**2016 Lobbying Expenditures Paid With Association Dues**  
**Listed by Entity**

<b>Name of Entity (County)</b> <b>Association Name</b>	<b>Total Local Government Dues</b>	<b>Proportion of Dues Used for Lobbying</b>	<b>Total Dues Used for Lobbying</b>
<b>Mandt Township (Chippewa)</b>			
Minnesota Association of Townships	317	9.6%	30
<b>Total for Entity</b>	<b>\$317</b>		<b>\$30</b>
<b>Manfred Township (Lac qui Parle)</b>			
Minnesota Association of Townships	301	9.6%	29
<b>Total for Entity</b>	<b>\$301</b>		<b>\$29</b>
<b>Mankato Township (Blue Earth)</b>			
Minnesota Association of Townships	1,037	9.6%	100
<b>Total for Entity</b>	<b>\$1,037</b>		<b>\$100</b>
<b>Mansfield Township (Freeborn)</b>			
Minnesota Association of Townships	344	9.6%	33
<b>Total for Entity</b>	<b>\$344</b>		<b>\$33</b>
<b>Manston Township (Wilkin)</b>			
Minnesota Association of Townships	284	9.6%	27
<b>Total for Entity</b>	<b>\$284</b>		<b>\$27</b>
<b>Mantorville Township (Dodge)</b>			
Minnesota Association of Townships	1,033	9.6%	99
<b>Total for Entity</b>	<b>\$1,033</b>		<b>\$99</b>
<b>Mantrap Township (Hubbard)</b>			
Minnesota Association of Townships	505	9.6%	48
<b>Total for Entity</b>	<b>\$505</b>		<b>\$48</b>
<b>Manyaska Township (Martin)</b>			
Minnesota Association of Townships	439	9.6%	42
<b>Total for Entity</b>	<b>\$439</b>		<b>\$42</b>
<b>Maple Grove Township (Becker)</b>			
Minnesota Association of Townships	484	9.6%	46
<b>Total for Entity</b>	<b>\$484</b>		<b>\$46</b>
<b>Maple Grove Township (Crow Wing)</b>			
Minnesota Association of Townships	591	9.6%	57
<b>Total for Entity</b>	<b>\$591</b>		<b>\$57</b>

**Table 5**  
**2016 Lobbying Expenditures Paid With Association Dues**  
**Listed by Entity**

<b>Name of Entity (County)</b> <b>Association Name</b>	<b>Total Local Government Dues</b>	<b>Proportion of Dues Used for Lobbying</b>	<b>Total Dues Used for Lobbying</b>
<b>Maple Grove Transit</b>			
Suburban Transit Association	9,500	99.8%	9,481
<b>Total for Entity</b>	<b>\$9,500</b>		<b>\$9,481</b>
<b>Maple Lake Township (Wright)</b>			
Minnesota Association of Townships	1,092	9.6%	105
<b>Total for Entity</b>	<b>\$1,092</b>		<b>\$105</b>
<b>Maple Ridge Township (Beltrami)</b>			
Minnesota Association of Townships	304	9.6%	29
<b>Total for Entity</b>	<b>\$304</b>		<b>\$29</b>
<b>Maple Ridge Township (Isanti)</b>			
Minnesota Association of Townships	588	9.6%	56
<b>Total for Entity</b>	<b>\$588</b>		<b>\$56</b>
<b>Maple Township (Cass)</b>			
Minnesota Association of Townships	463	9.6%	44
<b>Total for Entity</b>	<b>\$463</b>		<b>\$44</b>
<b>Mapleton Township (Blue Earth)</b>			
Minnesota Association of Townships	438	9.6%	42
<b>Total for Entity</b>	<b>\$438</b>		<b>\$42</b>
<b>Maplewood Township (Otter Tail)</b>			
Minnesota Association of Townships	440	9.6%	42
<b>Total for Entity</b>	<b>\$440</b>		<b>\$42</b>
<b>Marble Township (Lincoln)</b>			
Minnesota Association of Townships	319	9.6%	31
<b>Total for Entity</b>	<b>\$319</b>		<b>\$31</b>
<b>Marcell Township (Itasca)</b>			
Minnesota Association of Townships	489	9.6%	47
<b>Total for Entity</b>	<b>\$489</b>		<b>\$47</b>
<b>Marion Township (Olmsted)</b>			
Minnesota Association of Townships	1,641	9.6%	158
<b>Total for Entity</b>	<b>\$1,641</b>		<b>\$158</b>

**Table 5**  
**2016 Lobbying Expenditures Paid With Association Dues**  
**Listed by Entity**

Name of Entity (County) Association Name	Total Local Government Dues	Proportion of Dues Used for Lobbying	Total Dues Used for Lobbying
<b>Marsh Creek Township (Mahnomen)</b>			
Minnesota Association of Townships	320	9.6%	31
<b>Total for Entity</b>	<b>\$320</b>		<b>\$31</b>
<b>Marsh Grove Township (Marshall)</b>			
Minnesota Association of Townships	315	9.6%	30
<b>Total for Entity</b>	<b>\$315</b>		<b>\$30</b>
<b>Marshall County</b>			
Association of Minnesota Counties	6,582	15.2%	1,000
Greater Minnesota Parks and Trails	150	50.6%	76
Minnesota Rural Counties Caucus	2,100	50.0%	1,050
<b>Total for Entity</b>	<b>\$8,832</b>		<b>\$2,126</b>
<b>Marshall Soil and Water Conservation District</b>			
Minnesota Association of Soil and Water Conservation Districts	2,629	2.6%	68
<b>Total for Entity</b>	<b>\$2,629</b>		<b>\$68</b>
<b>Marshall Township (Mower)</b>			
Minnesota Association of Townships	454	9.6%	44
<b>Total for Entity</b>	<b>\$454</b>		<b>\$44</b>
<b>Marshan Township (Dakota)</b>			
Minnesota Association of Townships	766	9.6%	74
<b>Total for Entity</b>	<b>\$766</b>		<b>\$74</b>
<b>Marshfield Township (Lincoln)</b>			
Minnesota Association of Townships	345	9.6%	33
<b>Total for Entity</b>	<b>\$345</b>		<b>\$33</b>
<b>Martin County</b>			
Association of Minnesota Counties	11,210	15.2%	1,704
Greater Minnesota Parks and Trails	225	50.6%	114
<b>Total for Entity</b>	<b>\$11,435</b>		<b>\$1,818</b>
<b>Martin Soil and Water Conservation District</b>			
Minnesota Association of Soil and Water Conservation Districts	3,298	2.6%	86
<b>Total for Entity</b>	<b>\$3,298</b>		<b>\$86</b>

**Table 5**  
**2016 Lobbying Expenditures Paid With Association Dues**  
**Listed by Entity**

<b>Name of Entity (County)</b> <b>Association Name</b>	<b>Total Local Government Dues</b>	<b>Proportion of Dues Used for Lobbying</b>	<b>Total Dues Used for Lobbying</b>
<b>Martin Township (Rock)</b>			
Minnesota Association of Townships	464	9.6%	45
<b>Total for Entity</b>	<b>\$464</b>		<b>\$45</b>
<b>Martinsburg Township (Renville)</b>			
Minnesota Association of Townships	330	9.6%	32
<b>Total for Entity</b>	<b>\$330</b>		<b>\$32</b>
<b>Mary Township (Norman)</b>			
Minnesota Association of Townships	295	9.6%	28
<b>Total for Entity</b>	<b>\$295</b>		<b>\$28</b>
<b>Marysland Township (Swift)</b>			
Minnesota Association of Townships	301	9.6%	29
<b>Total for Entity</b>	<b>\$301</b>		<b>\$29</b>
<b>Marysville Township (Wright)</b>			
Minnesota Association of Townships	1,115	9.6%	107
<b>Total for Entity</b>	<b>\$1,115</b>		<b>\$107</b>
<b>Mason Township (Murray)</b>			
Minnesota Association of Townships	435	9.6%	42
<b>Total for Entity</b>	<b>\$435</b>		<b>\$42</b>
<b>Max Township (Itasca)</b>			
Minnesota Association of Townships	313	9.6%	30
<b>Total for Entity</b>	<b>\$313</b>		<b>\$30</b>
<b>Maxwell Township (Lac qui Parle)</b>			
Minnesota Association of Townships	326	9.6%	31
<b>Total for Entity</b>	<b>\$326</b>		<b>\$31</b>
<b>May Township (Cass)</b>			
Minnesota Association of Townships	610	9.6%	59
<b>Total for Entity</b>	<b>\$610</b>		<b>\$59</b>
<b>May Township (Washington)</b>			
League of Minnesota Cities	3,011	9.8%	295
Minnesota Association of Townships	1,303	9.6%	125
<b>Total for Entity</b>	<b>\$4,314</b>		<b>\$420</b>

**Table 5**  
**2016 Lobbying Expenditures Paid With Association Dues**  
**Listed by Entity**

<b>Name of Entity (County)</b> <b>Association Name</b>	<b>Total Local Government Dues</b>	<b>Proportion of Dues Used for Lobbying</b>	<b>Total Dues Used for Lobbying</b>
<b>Mayfield Township (Pennington)</b>			
Minnesota Association of Townships	287	9.6%	28
<b>Total for Entity</b>	<b>\$287</b>		<b>\$28</b>
<b>Mayhew Lake Township (Benton)</b>			
Minnesota Association of Townships	610	9.6%	59
<b>Total for Entity</b>	<b>\$610</b>		<b>\$59</b>
<b>Mayville Township (Houston)</b>			
Minnesota Association of Townships	467	9.6%	45
<b>Total for Entity</b>	<b>\$467</b>		<b>\$45</b>
<b>Maywood Township (Benton)</b>			
Minnesota Association of Townships	648	9.6%	62
<b>Total for Entity</b>	<b>\$648</b>		<b>\$62</b>
<b>Mazeppa Township (Wabasha)</b>			
Minnesota Association of Townships	565	9.6%	54
<b>Total for Entity</b>	<b>\$565</b>		<b>\$54</b>
<b>McCauleyville Township (Wilkin)</b>			
Minnesota Association of Townships	289	9.6%	28
<b>Total for Entity</b>	<b>\$289</b>		<b>\$28</b>
<b>McCrea Township (Marshall)</b>			
Minnesota Association of Townships	344	9.6%	33
<b>Total for Entity</b>	<b>\$344</b>		<b>\$33</b>
<b>McDavitt Township (Saint Louis)</b>			
Minnesota Association of Townships	485	9.6%	47
Range Association of Municipalities and Schools	400	25.9%	104
<b>Total for Entity</b>	<b>\$885</b>		<b>\$151</b>
<b>McDonaldsville Township (Norman)</b>			
Minnesota Association of Townships	324	9.6%	31
<b>Total for Entity</b>	<b>\$324</b>		<b>\$31</b>
<b>McGregor Township (Aitkin)</b>			
Minnesota Association of Townships	300	9.6%	29
<b>Total for Entity</b>	<b>\$300</b>		<b>\$29</b>

**Table 5**  
**2016 Lobbying Expenditures Paid With Association Dues**  
**Listed by Entity**

<b>Name of Entity (County)</b> <b>Association Name</b>	<b>Total Local Government Dues</b>	<b>Proportion of Dues Used for Lobbying</b>	<b>Total Dues Used for Lobbying</b>
<b>McKinley Township (Cass)</b>			
Minnesota Association of Townships	313	9.6%	30
<b>Total for Entity</b>	<b>\$313</b>		<b>\$30</b>
<b>McLeod County</b>			
Association of Minnesota Counties	14,301	15.2%	2,174
Greater Minnesota Parks and Trails	300	50.6%	152
Minnesota Rural Counties Caucus	2,100	50.0%	1,050
<b>Total for Entity</b>	<b>\$16,701</b>		<b>\$3,376</b>
<b>McLeod Soil and Water Conservation District</b>			
Minnesota Association of Soil and Water Conservation Districts	3,745	2.6%	97
<b>Total for Entity</b>	<b>\$3,745</b>		<b>\$97</b>
<b>McPherson Township (Blue Earth)</b>			
Minnesota Association of Townships	488	9.6%	47
<b>Total for Entity</b>	<b>\$488</b>		<b>\$47</b>
<b>Meadow Brook Township (Cass)</b>			
Minnesota Association of Townships	343	9.6%	33
<b>Total for Entity</b>	<b>\$343</b>		<b>\$33</b>
<b>Meadow Township (Wadena)</b>			
Minnesota Association of Townships	335	9.6%	32
<b>Total for Entity</b>	<b>\$335</b>		<b>\$32</b>
<b>Meadowlands Township (Saint Louis)</b>			
Minnesota Association of Townships	438	9.6%	42
<b>Total for Entity</b>	<b>\$438</b>		<b>\$42</b>
<b>Meadows Township (Wilkin)</b>			
Minnesota Association of Townships	283	9.6%	27
<b>Total for Entity</b>	<b>\$283</b>		<b>\$27</b>
<b>Medford Township (Steele)</b>			
Minnesota Association of Townships	601	9.6%	58
<b>Total for Entity</b>	<b>\$601</b>		<b>\$58</b>

**Table 5**  
**2016 Lobbying Expenditures Paid With Association Dues**  
**Listed by Entity**

<b>Name of Entity (County)</b> <b>Association Name</b>	<b>Total Local Government Dues</b>	<b>Proportion of Dues Used for Lobbying</b>	<b>Total Dues Used for Lobbying</b>
<b>Medo Township (Blue Earth)</b>			
Minnesota Association of Townships	452	9.6%	43
<b>Total for Entity</b>	<b>\$452</b>		<b>\$43</b>
<b>Meeker County</b>			
Association of Minnesota Counties	11,107	15.2%	1,688
Greater Minnesota Parks and Trails	150	50.6%	76
<b>Total for Entity</b>	<b>\$11,257</b>		<b>\$1,764</b>
<b>Meeker Soil and Water Conservation District</b>			
Minnesota Association of Soil and Water Conservation Districts	3,283	2.6%	85
<b>Total for Entity</b>	<b>\$3,283</b>		<b>\$85</b>
<b>Mehurin Township (Lac qui Parle)</b>			
Minnesota Association of Townships	290	9.6%	28
<b>Total for Entity</b>	<b>\$290</b>		<b>\$28</b>
<b>Melrose Township (Stearns)</b>			
Minnesota Association of Townships	582	9.6%	56
<b>Total for Entity</b>	<b>\$582</b>		<b>\$56</b>
<b>Melville Township (Renville)</b>			
Minnesota Association of Townships	338	9.6%	32
<b>Total for Entity</b>	<b>\$338</b>		<b>\$32</b>
<b>Meriden Township (Steele)</b>			
Minnesota Association of Townships	538	9.6%	52
<b>Total for Entity</b>	<b>\$538</b>		<b>\$52</b>
<b>Merton Township (Steele)</b>			
Minnesota Association of Townships	447	9.6%	43
<b>Total for Entity</b>	<b>\$447</b>		<b>\$43</b>
<b>Metropolitan Council</b>			
League of Minnesota Cities	1,842	9.8%	181
<b>Total for Entity</b>	<b>\$1,842</b>		<b>\$181</b>
<b>Metropolitan Mosquito Control District</b>			
League of Minnesota Cities	1,842	9.8%	181
<b>Total for Entity</b>	<b>\$1,842</b>		<b>\$181</b>

**Table 5**  
**2016 Lobbying Expenditures Paid With Association Dues**  
**Listed by Entity**

<b>Name of Entity (County)</b> <b>Association Name</b>	<b>Total Local Government Dues</b>	<b>Proportion of Dues Used for Lobbying</b>	<b>Total Dues Used for Lobbying</b>
<b>Mickinock Township (Roseau)</b>			
Minnesota Association of Townships	434	9.6%	42
<b>Total for Entity</b>	<b>\$434</b>		<b>\$42</b>
<b>Middle Fork Crow River Watershed District</b>			
League of Minnesota Cities	1,842	9.8%	181
Minnesota Association of Watershed Districts	2,334	47.0%	1,097
<b>Total for Entity</b>	<b>\$4,176</b>		<b>\$1,278</b>
<b>Middle River Township (Marshall)</b>			
Minnesota Association of Townships	294	9.6%	28
<b>Total for Entity</b>	<b>\$294</b>		<b>\$28</b>
<b>Middle-Snake-Tamarac Rivers Watershed District</b>			
Minnesota Association of Watershed Districts	4,000	47.0%	1,880
<b>Total for Entity</b>	<b>\$4,000</b>		<b>\$1,880</b>
<b>Middletown Township (Jackson)</b>			
Minnesota Association of Townships	340	9.6%	33
<b>Total for Entity</b>	<b>\$340</b>		<b>\$33</b>
<b>Middleville Township (Wright)</b>			
Minnesota Association of Townships	649	9.6%	62
<b>Total for Entity</b>	<b>\$649</b>		<b>\$62</b>
<b>Mid-Minnesota Development Commission</b>			
League of Minnesota Cities	1,842	9.8%	181
<b>Total for Entity</b>	<b>\$1,842</b>		<b>\$181</b>
<b>Midway Township (Cottonwood)</b>			
Minnesota Association of Townships	338	9.6%	32
<b>Total for Entity</b>	<b>\$338</b>		<b>\$32</b>
<b>Midway Township (Saint Louis)</b>			
Minnesota Association of Townships	862	9.6%	83
<b>Total for Entity</b>	<b>\$862</b>		<b>\$83</b>
<b>Midwest Special Education Cooperative - # 398</b>			
Minnesota Rural Education Association	600	42.7%	256
<b>Total for Entity</b>	<b>\$600</b>		<b>\$256</b>



**Table 5**  
**2016 Lobbying Expenditures Paid With Association Dues**  
**Listed by Entity**

Name of Entity (County) Association Name	Total Local Government Dues	Proportion of Dues Used for Lobbying	Total Dues Used for Lobbying
<b>Milaca Township (Mille Lacs)</b>			
Minnesota Association of Townships	924	9.6%	89
<b>Total for Entity</b>	<b>\$924</b>		<b>\$89</b>
<b>Milford Township (Brown)</b>			
Minnesota Association of Townships	555	9.6%	53
<b>Total for Entity</b>	<b>\$555</b>		<b>\$53</b>
<b>Mille Lacs County</b>			
Association of Minnesota Counties	11,113	15.2%	1,689
Minnesota Rural Counties Caucus	2,100	50.0%	1,050
<b>Total for Entity</b>	<b>\$13,213</b>		<b>\$2,739</b>
<b>Mille Lacs Soil and Water Conservation District</b>			
Minnesota Association of Soil and Water Conservation Districts	3,284	2.6%	85
<b>Total for Entity</b>	<b>\$3,284</b>		<b>\$85</b>
<b>Millerville Township (Douglas)</b>			
Minnesota Association of Townships	446	9.6%	43
<b>Total for Entity</b>	<b>\$446</b>		<b>\$43</b>
<b>Millward Township (Aitkin)</b>			
Minnesota Association of Townships	293	9.6%	28
<b>Total for Entity</b>	<b>\$293</b>		<b>\$28</b>
<b>Millwood Township (Stearns)</b>			
Minnesota Association of Townships	658	9.6%	63
<b>Total for Entity</b>	<b>\$658</b>		<b>\$63</b>
<b>Milo Township (Mille Lacs)</b>			
Minnesota Association of Townships	853	9.6%	82
<b>Total for Entity</b>	<b>\$853</b>		<b>\$82</b>
<b>Milton Township (Dodge)</b>			
Minnesota Association of Townships	574	9.6%	55
<b>Total for Entity</b>	<b>\$574</b>		<b>\$55</b>
<b>Miltona Township (Douglas)</b>			
Minnesota Association of Townships	595	9.6%	57
<b>Total for Entity</b>	<b>\$595</b>		<b>\$57</b>

**Table 5**  
**2016 Lobbying Expenditures Paid With Association Dues**  
**Listed by Entity**

<b>Name of Entity (County)</b> <b>Association Name</b>	<b>Total Local Government Dues</b>	<b>Proportion of Dues Used for Lobbying</b>	<b>Total Dues Used for Lobbying</b>
<b>Minden Township (Benton)</b>			
Minnesota Association of Townships	948	9.6%	91
<b>Total for Entity</b>	<b>\$948</b>		<b>\$91</b>
<b>Minerva Township (Clearwater)</b>			
Minnesota Association of Townships	425	9.6%	41
<b>Total for Entity</b>	<b>\$425</b>		<b>\$41</b>
<b>Minnehaha Creek Watershed District</b>			
League of Minnesota Cities	1,842	9.8%	181
Minnesota Association of Watershed Districts	4,000	47.0%	1,880
<b>Total for Entity</b>	<b>\$5,842</b>		<b>\$2,061</b>
<b>Minneiska Township (Wabasha)</b>			
Minnesota Association of Townships	330	9.6%	32
<b>Total for Entity</b>	<b>\$330</b>		<b>\$32</b>
<b>Minneola Township (Goodhue)</b>			
Minnesota Association of Townships	542	9.6%	52
<b>Total for Entity</b>	<b>\$542</b>		<b>\$52</b>
<b>Minneota Township (Jackson)</b>			
Minnesota Association of Townships	425	9.6%	41
<b>Total for Entity</b>	<b>\$425</b>		<b>\$41</b>
<b>Minnesota Falls Township (Yellow Medicine)</b>			
Minnesota Association of Townships	473	9.6%	45
<b>Total for Entity</b>	<b>\$473</b>		<b>\$45</b>
<b>Minnesota Lake Township (Faribault)</b>			
Minnesota Association of Townships	329	9.6%	32
<b>Total for Entity</b>	<b>\$329</b>		<b>\$32</b>
<b>Minnesota Valley Transit Association</b>			
Suburban Transit Association	43,705	99.8%	43,618
<b>Total for Entity</b>	<b>\$43,705</b>		<b>\$43,618</b>
<b>Minnewaska Township (Pope)</b>			
Minnesota Association of Townships	504	9.6%	48
<b>Total for Entity</b>	<b>\$504</b>		<b>\$48</b>

**Table 5**  
**2016 Lobbying Expenditures Paid With Association Dues**  
**Listed by Entity**

<b>Name of Entity (County)</b> <b>Association Name</b>	<b>Total Local Government Dues</b>	<b>Proportion of Dues Used for Lobbying</b>	<b>Total Dues Used for Lobbying</b>
<b>Minnie Township (Beltrami)</b>			
Minnesota Association of Townships	278	9.6%	27
<b>Total for Entity</b>	<b>\$278</b>		<b>\$27</b>
<b>Mission Creek Township (Pine)</b>			
Minnesota Association of Townships	542	9.6%	52
<b>Total for Entity</b>	<b>\$542</b>		<b>\$52</b>
<b>Mission Township (Crow Wing)</b>			
Minnesota Association of Townships	597	9.6%	57
<b>Total for Entity</b>	<b>\$597</b>		<b>\$57</b>
<b>Mississippi Watershed Management Organization</b>			
League of Minnesota Cities	1,842	9.8%	181
<b>Total for Entity</b>	<b>\$1,842</b>		<b>\$181</b>
<b>Mitchell Township (Wilkin)</b>			
Minnesota Association of Townships	299	9.6%	29
<b>Total for Entity</b>	<b>\$299</b>		<b>\$29</b>
<b>Moe Township (Douglas)</b>			
Minnesota Association of Townships	591	9.6%	57
<b>Total for Entity</b>	<b>\$591</b>		<b>\$57</b>
<b>Moland Township (Clay)</b>			
Minnesota Association of Townships	436	9.6%	42
<b>Total for Entity</b>	<b>\$436</b>		<b>\$42</b>
<b>Moltke Township (Sibley)</b>			
Minnesota Association of Townships	423	9.6%	41
<b>Total for Entity</b>	<b>\$423</b>		<b>\$41</b>
<b>Money Creek Township (Houston)</b>			
Minnesota Association of Townships	531	9.6%	51
<b>Total for Entity</b>	<b>\$531</b>		<b>\$51</b>
<b>Monroe Township (Lyon)</b>			
Minnesota Association of Townships	333	9.6%	32
<b>Total for Entity</b>	<b>\$333</b>		<b>\$32</b>

**Table 5**  
**2016 Lobbying Expenditures Paid With Association Dues**  
**Listed by Entity**

<b>Name of Entity (County)</b> <b>Association Name</b>	<b>Total Local Government Dues</b>	<b>Proportion of Dues Used for Lobbying</b>	<b>Total Dues Used for Lobbying</b>
<b>Monson Township (Traverse)</b>			
Minnesota Association of Townships	310	9.6%	30
<b>Total for Entity</b>	<b>\$310</b>		<b>\$30</b>
<b>Montgomery Township (Le Sueur)</b>			
Minnesota Association of Townships	552	9.6%	53
<b>Total for Entity</b>	<b>\$552</b>		<b>\$53</b>
<b>Monticello Township (Wright)</b>			
Minnesota Association of Townships	1,452	9.6%	139
<b>Total for Entity</b>	<b>\$1,452</b>		<b>\$139</b>
<b>Moonshine Township (Big Stone)</b>			
Minnesota Association of Townships	301	9.6%	29
<b>Total for Entity</b>	<b>\$301</b>		<b>\$29</b>
<b>Moore Township (Stevens)</b>			
Minnesota Association of Townships	346	9.6%	33
<b>Total for Entity</b>	<b>\$346</b>		<b>\$33</b>
<b>Moorhead Township (Clay)</b>			
Minnesota Association of Townships	322	9.6%	31
<b>Total for Entity</b>	<b>\$322</b>		<b>\$31</b>
<b>Moose Creek Township (Clearwater)</b>			
Minnesota Association of Townships	346	9.6%	33
<b>Total for Entity</b>	<b>\$346</b>		<b>\$33</b>
<b>Moose Lake Community Hospital District</b>			
League of Minnesota Cities	1,842	9.8%	181
<b>Total for Entity</b>	<b>\$1,842</b>		<b>\$181</b>
<b>Moose Lake Township (Beltrami)</b>			
Minnesota Association of Townships	344	9.6%	33
<b>Total for Entity</b>	<b>\$344</b>		<b>\$33</b>
<b>Moose Lake Township (Carlton)</b>			
Minnesota Association of Townships	746	9.6%	72
<b>Total for Entity</b>	<b>\$746</b>		<b>\$72</b>

**Table 5**  
**2016 Lobbying Expenditures Paid With Association Dues**  
**Listed by Entity**

<b>Name of Entity (County)</b> <b>Association Name</b>	<b>Total Local Government Dues</b>	<b>Proportion of Dues Used for Lobbying</b>	<b>Total Dues Used for Lobbying</b>
<b>Moose Lake Township (Cass)</b>			
Minnesota Association of Townships	306	9.6%	29
<b>Total for Entity</b>	<b>\$306</b>		<b>\$29</b>
<b>Moose Lake-Windemere Area Sanitary Sewer District</b>			
League of Minnesota Cities	1,842	9.8%	181
<b>Total for Entity</b>	<b>\$1,842</b>		<b>\$181</b>
<b>Moose Park Township (Itasca)</b>			
Minnesota Association of Townships	291	9.6%	28
<b>Total for Entity</b>	<b>\$291</b>		<b>\$28</b>
<b>Moose River Township (Marshall)</b>			
Minnesota Association of Townships	279	9.6%	27
<b>Total for Entity</b>	<b>\$279</b>		<b>\$27</b>
<b>Moose Township (Roseau)</b>			
Minnesota Association of Townships	307	9.6%	29
<b>Total for Entity</b>	<b>\$307</b>		<b>\$29</b>
<b>Moran Township (Todd)</b>			
Minnesota Association of Townships	499	9.6%	48
<b>Total for Entity</b>	<b>\$499</b>		<b>\$48</b>
<b>Moranville Township (Roseau)</b>			
Minnesota Association of Townships	623	9.6%	60
<b>Total for Entity</b>	<b>\$623</b>		<b>\$60</b>
<b>Morcom Township (Saint Louis)</b>			
Minnesota Association of Townships	299	9.6%	29
<b>Total for Entity</b>	<b>\$299</b>		<b>\$29</b>
<b>Morgan Township (Redwood)</b>			
Minnesota Association of Townships	345	9.6%	33
<b>Total for Entity</b>	<b>\$345</b>		<b>\$33</b>
<b>Morken Township (Clay)</b>			
Minnesota Association of Townships	320	9.6%	31
<b>Total for Entity</b>	<b>\$320</b>		<b>\$31</b>

**Table 5**  
**2016 Lobbying Expenditures Paid With Association Dues**  
**Listed by Entity**

<b>Name of Entity (County)</b> <b>Association Name</b>	<b>Total Local Government Dues</b>	<b>Proportion of Dues Used for Lobbying</b>	<b>Total Dues Used for Lobbying</b>
<b>Morrill Township (Morrison)</b>			
Minnesota Association of Townships	560	9.6%	54
<b>Total for Entity</b>	<b>\$560</b>		<b>\$54</b>
<b>Morris Township (Stevens)</b>			
Minnesota Association of Townships	466	9.6%	45
<b>Total for Entity</b>	<b>\$466</b>		<b>\$45</b>
<b>Morrison County</b>			
Association of Minnesota Counties	13,367	15.2%	2,032
Greater Minnesota Parks and Trails	150	50.6%	76
Minnesota Rural Counties Caucus	2,100	50.0%	1,050
<b>Total for Entity</b>	<b>\$15,617</b>		<b>\$3,158</b>
<b>Morrison Soil and Water Conservation District</b>			
Minnesota Association of Soil and Water Conservation Districts	3,610	2.6%	94
<b>Total for Entity</b>	<b>\$3,610</b>		<b>\$94</b>
<b>Morrison Township (Aitkin)</b>			
Minnesota Association of Townships	330	9.6%	32
<b>Total for Entity</b>	<b>\$330</b>		<b>\$32</b>
<b>Morristown Township (Rice)</b>			
Minnesota Association of Townships	567	9.6%	54
<b>Total for Entity</b>	<b>\$567</b>		<b>\$54</b>
<b>Morse Township (Itasca)</b>			
Minnesota Association of Townships	540	9.6%	52
Range Association of Municipalities and Schools	350	25.9%	91
<b>Total for Entity</b>	<b>\$890</b>		<b>\$143</b>
<b>Morse Township (Saint Louis)</b>			
Minnesota Association of Townships	799	9.6%	77
<b>Total for Entity</b>	<b>\$799</b>		<b>\$77</b>
<b>Moscow Township (Freeborn)</b>			
Minnesota Association of Townships	506	9.6%	49
<b>Total for Entity</b>	<b>\$506</b>		<b>\$49</b>

**Table 5**  
**2016 Lobbying Expenditures Paid With Association Dues**  
**Listed by Entity**

<b>Name of Entity (County)</b> <b>Association Name</b>	<b>Total Local Government Dues</b>	<b>Proportion of Dues Used for Lobbying</b>	<b>Total Dues Used for Lobbying</b>
<b>Motley Township (Morrison)</b>			
Minnesota Association of Townships	335	9.6%	32
<b>Total for Entity</b>	<b>\$335</b>		<b>\$32</b>
<b>Moulton Township (Murray)</b>			
Minnesota Association of Townships	334	9.6%	32
<b>Total for Entity</b>	<b>\$334</b>		<b>\$32</b>
<b>Mound Prairie Township (Houston)</b>			
Minnesota Association of Townships	531	9.6%	51
<b>Total for Entity</b>	<b>\$531</b>		<b>\$51</b>
<b>Mound Township (Rock)</b>			
Minnesota Association of Townships	347	9.6%	33
<b>Total for Entity</b>	<b>\$347</b>		<b>\$33</b>
<b>Mount Morris Township (Morrison)</b>			
Minnesota Association of Townships	298	9.6%	29
<b>Total for Entity</b>	<b>\$298</b>		<b>\$29</b>
<b>Mount Pleasant Township (Wabasha)</b>			
Minnesota Association of Townships	481	9.6%	46
<b>Total for Entity</b>	<b>\$481</b>		<b>\$46</b>
<b>Mount Vernon Township (Winona)</b>			
Minnesota Association of Townships	425	9.6%	41
<b>Total for Entity</b>	<b>\$425</b>		<b>\$41</b>
<b>Mountain Lake Township (Cottonwood)</b>			
Minnesota Association of Townships	465	9.6%	45
<b>Total for Entity</b>	<b>\$465</b>		<b>\$45</b>
<b>Mower County</b>			
Association of Minnesota Counties	15,166	15.2%	2,305
<b>Total for Entity</b>	<b>\$15,166</b>		<b>\$2,305</b>
<b>Mower County Soil and Water Conservation District</b>			
Minnesota Association of Soil and Water Conservation Districts	3,870	2.6%	101
<b>Total for Entity</b>	<b>\$3,870</b>		<b>\$101</b>

**Table 5**  
**2016 Lobbying Expenditures Paid With Association Dues**  
**Listed by Entity**

<b>Name of Entity (County)</b> <b>Association Name</b>	<b>Total Local Government Dues</b>	<b>Proportion of Dues Used for Lobbying</b>	<b>Total Dues Used for Lobbying</b>
<b>Moyer Township (Swift)</b>			
Minnesota Association of Townships	297	9.6%	29
<b>Total for Entity</b>	<b>\$297</b>		<b>\$29</b>
<b>Moylan Township (Marshall)</b>			
Minnesota Association of Townships	303	9.6%	29
<b>Total for Entity</b>	<b>\$303</b>		<b>\$29</b>
<b>Mudgett Township (Mille Lacs)</b>			
Minnesota Association of Townships	298	9.6%	29
<b>Total for Entity</b>	<b>\$298</b>		<b>\$29</b>
<b>Mulligan Township (Brown)</b>			
Minnesota Association of Townships	338	9.6%	32
<b>Total for Entity</b>	<b>\$338</b>		<b>\$32</b>
<b>Munch Township (Pine)</b>			
Minnesota Association of Townships	438	9.6%	42
<b>Total for Entity</b>	<b>\$438</b>		<b>\$42</b>
<b>Munson Township (Stearns)</b>			
Minnesota Association of Townships	892	9.6%	86
<b>Total for Entity</b>	<b>\$892</b>		<b>\$86</b>
<b>Murray County</b>			
Association of Minnesota Counties	7,443	15.2%	1,131
<b>Total for Entity</b>	<b>\$7,443</b>		<b>\$1,131</b>
<b>Murray Soil and Water Conservation District</b>			
Minnesota Association of Soil and Water Conservation Districts	2,754	2.6%	72
<b>Total for Entity</b>	<b>\$2,754</b>		<b>\$72</b>
<b>Murray Township (Murray)</b>			
Minnesota Association of Townships	324	9.6%	31
<b>Total for Entity</b>	<b>\$324</b>		<b>\$31</b>
<b>Nashville Township (Martin)</b>			
Minnesota Association of Townships	332	9.6%	32
<b>Total for Entity</b>	<b>\$332</b>		<b>\$32</b>



**Table 5**  
**2016 Lobbying Expenditures Paid With Association Dues**  
**Listed by Entity**

<b>Name of Entity (County)</b> <b>Association Name</b>	<b>Total Local Government Dues</b>	<b>Proportion of Dues Used for Lobbying</b>	<b>Total Dues Used for Lobbying</b>
<b>Nashwauk Township (Itasca)</b>			
League of Minnesota Cities	862	9.8%	84
Minnesota Association of Townships	562	9.6%	54
Range Association of Municipalities and Schools	350	25.9%	91
<b>Total for Entity</b>	<b>\$1,774</b>		<b>\$229</b>
<b>National Joint Powers Alliance</b>			
Minnesota Rural Education Association	3,000	42.7%	1,281
<b>Total for Entity</b>	<b>\$3,000</b>		<b>\$1,281</b>
<b>Nebish Township (Beltrami)</b>			
Minnesota Association of Townships	431	9.6%	41
<b>Total for Entity</b>	<b>\$431</b>		<b>\$41</b>
<b>Nelson Park Township (Marshall)</b>			
Minnesota Association of Townships	311	9.6%	30
<b>Total for Entity</b>	<b>\$311</b>		<b>\$30</b>
<b>Nelson Township (Watonwan)</b>			
Minnesota Association of Townships	429	9.6%	41
<b>Total for Entity</b>	<b>\$429</b>		<b>\$41</b>
<b>Nereson Township (Roseau)</b>			
Minnesota Association of Townships	288	9.6%	28
<b>Total for Entity</b>	<b>\$288</b>		<b>\$28</b>
<b>Nesbit Township (Polk)</b>			
Minnesota Association of Townships	302	9.6%	29
<b>Total for Entity</b>	<b>\$302</b>		<b>\$29</b>
<b>Ness Township (Saint Louis)</b>			
Minnesota Association of Townships	290	9.6%	28
<b>Total for Entity</b>	<b>\$290</b>		<b>\$28</b>
<b>Nessel Township (Chisago)</b>			
Minnesota Association of Townships	1,026	9.6%	98
<b>Total for Entity</b>	<b>\$1,026</b>		<b>\$98</b>

**Table 5**  
**2016 Lobbying Expenditures Paid With Association Dues**  
**Listed by Entity**

<b>Name of Entity (County)</b> <b>Association Name</b>	<b>Total Local Government Dues</b>	<b>Proportion of Dues Used for Lobbying</b>	<b>Total Dues Used for Lobbying</b>
<b>Nevada Township (Mower)</b>			
Minnesota Association of Townships	447	9.6%	43
<b>Total for Entity</b>	<b>\$447</b>		<b>\$43</b>
<b>Nevis Township (Hubbard)</b>			
Minnesota Association of Townships	731	9.6%	70
<b>Total for Entity</b>	<b>\$731</b>		<b>\$70</b>
<b>New Auburn Township (Sibley)</b>			
Minnesota Association of Townships	467	9.6%	45
<b>Total for Entity</b>	<b>\$467</b>		<b>\$45</b>
<b>New Avon Township (Redwood)</b>			
Minnesota Association of Townships	326	9.6%	31
<b>Total for Entity</b>	<b>\$326</b>		<b>\$31</b>
<b>New Dosey Township (Pine)</b>			
Minnesota Association of Townships	294	9.6%	28
<b>Total for Entity</b>	<b>\$294</b>		<b>\$28</b>
<b>New Folden Township (Marshall)</b>			
Minnesota Association of Townships	346	9.6%	33
<b>Total for Entity</b>	<b>\$346</b>		<b>\$33</b>
<b>New Hartford Township (Winona)</b>			
Minnesota Association of Townships	616	9.6%	59
<b>Total for Entity</b>	<b>\$616</b>		<b>\$59</b>
<b>New Haven Township (Olmsted)</b>			
Minnesota Association of Townships	802	9.6%	77
<b>Total for Entity</b>	<b>\$802</b>		<b>\$77</b>
<b>New Independence Township (Saint Louis)</b>			
Minnesota Association of Townships	434	9.6%	42
<b>Total for Entity</b>	<b>\$434</b>		<b>\$42</b>
<b>New London Township (Kandiyohi)</b>			
Minnesota Association of Townships	1,340	9.6%	129
<b>Total for Entity</b>	<b>\$1,340</b>		<b>\$129</b>

**Table 5**  
**2016 Lobbying Expenditures Paid With Association Dues**  
**Listed by Entity**

<b>Name of Entity (County)</b> <b>Association Name</b>	<b>Total Local Government Dues</b>	<b>Proportion of Dues Used for Lobbying</b>	<b>Total Dues Used for Lobbying</b>
<b>New Maine Township (Marshall)</b>			
Minnesota Association of Townships	333	9.6%	32
<b>Total for Entity</b>	<b>\$333</b>		<b>\$32</b>
<b>New Market Township (Scott)</b>			
Minnesota Association of Townships	1,524	9.6%	146
<b>Total for Entity</b>	<b>\$1,524</b>		<b>\$146</b>
<b>New Prairie Township (Pope)</b>			
Minnesota Association of Townships	330	9.6%	32
<b>Total for Entity</b>	<b>\$330</b>		<b>\$32</b>
<b>New Richland Township (Waseca)</b>			
Minnesota Association of Townships	478	9.6%	46
<b>Total for Entity</b>	<b>\$478</b>		<b>\$46</b>
<b>New Solum Township (Marshall)</b>			
Minnesota Association of Townships	446	9.6%	43
<b>Total for Entity</b>	<b>\$446</b>		<b>\$43</b>
<b>New Sweden Township (Nicollet)</b>			
Minnesota Association of Townships	429	9.6%	41
<b>Total for Entity</b>	<b>\$429</b>		<b>\$41</b>
<b>Newburg Township (Fillmore)</b>			
Minnesota Association of Townships	455	9.6%	44
<b>Total for Entity</b>	<b>\$455</b>		<b>\$44</b>
<b>Newry Township (Freeborn)</b>			
Minnesota Association of Townships	483	9.6%	46
<b>Total for Entity</b>	<b>\$483</b>		<b>\$46</b>
<b>Newton Township (Otter Tail)</b>			
Minnesota Association of Townships	583	9.6%	56
<b>Total for Entity</b>	<b>\$583</b>		<b>\$56</b>
<b>Nickerson Township (Pine)</b>			
Minnesota Association of Townships	322	9.6%	31
<b>Total for Entity</b>	<b>\$322</b>		<b>\$31</b>

**Table 5**  
**2016 Lobbying Expenditures Paid With Association Dues**  
**Listed by Entity**

Name of Entity (County) Association Name	Total Local Government Dues	Proportion of Dues Used for Lobbying	Total Dues Used for Lobbying
<b>Nicollet County</b>			
Association of Minnesota Counties	13,507	15.2%	2,053
Highway 14 Partnership	2,500	82.7%	2,068
<b>Total for Entity</b>	<b>\$16,007</b>		<b>\$4,121</b>
<b>Nicollet Soil and Water Conservation District</b>			
Minnesota Association of Soil and Water Conservation Districts	3,630	2.6%	94
<b>Total for Entity</b>	<b>\$3,630</b>		<b>\$94</b>
<b>Nicollet Township (Nicollet)</b>			
Minnesota Association of Townships	502	9.6%	48
<b>Total for Entity</b>	<b>\$502</b>		<b>\$48</b>
<b>Nidaros Township (Otter Tail)</b>			
Minnesota Association of Townships	442	9.6%	42
<b>Total for Entity</b>	<b>\$442</b>		<b>\$42</b>
<b>Nilsen Township (Wilkin)</b>			
Minnesota Association of Townships	289	9.6%	28
<b>Total for Entity</b>	<b>\$289</b>		<b>\$28</b>
<b>Nine Mile Creek Watershed District</b>			
League of Minnesota Cities	1,842	9.8%	181
Minnesota Association of Watershed Districts	4,000	47.0%	1,880
<b>Total for Entity</b>	<b>\$5,842</b>		<b>\$2,061</b>
<b>Nininger Township (Dakota)</b>			
Minnesota Association of Townships	636	9.6%	61
<b>Total for Entity</b>	<b>\$636</b>		<b>\$61</b>
<b>Nobles County</b>			
Association of Minnesota Counties	11,055	15.2%	1,680
<b>Total for Entity</b>	<b>\$11,055</b>		<b>\$1,680</b>
<b>Nobles Soil and Water Conservation District</b>			
Minnesota Association of Soil and Water Conservation Districts	3,276	2.6%	85
<b>Total for Entity</b>	<b>\$3,276</b>		<b>\$85</b>

**Table 5**  
**2016 Lobbying Expenditures Paid With Association Dues**  
**Listed by Entity**

<b>Name of Entity (County)</b> <b>Association Name</b>	<b>Total Local Government Dues</b>	<b>Proportion of Dues Used for Lobbying</b>	<b>Total Dues Used for Lobbying</b>
<b>Nokay Lake Township (Crow Wing)</b>			
Minnesota Association of Townships	610	9.6%	59
<b>Total for Entity</b>	<b>\$610</b>		<b>\$59</b>
<b>Nora Township (Clearwater)</b>			
Minnesota Association of Townships	477	9.6%	46
<b>Total for Entity</b>	<b>\$477</b>		<b>\$46</b>
<b>Nora Township (Pope)</b>			
Minnesota Association of Townships	336	9.6%	32
<b>Total for Entity</b>	<b>\$336</b>		<b>\$32</b>
<b>Norden Township (Pennington)</b>			
Minnesota Association of Townships	462	9.6%	44
<b>Total for Entity</b>	<b>\$462</b>		<b>\$44</b>
<b>Nordick Township (Wilkin)</b>			
Minnesota Association of Townships	298	9.6%	29
<b>Total for Entity</b>	<b>\$298</b>		<b>\$29</b>
<b>Nordland Township (Aitkin)</b>			
Minnesota Association of Townships	651	9.6%	62
<b>Total for Entity</b>	<b>\$651</b>		<b>\$62</b>
<b>Nordland Township (Lyon)</b>			
Minnesota Association of Townships	337	9.6%	32
<b>Total for Entity</b>	<b>\$337</b>		<b>\$32</b>
<b>Nore Township (Itasca)</b>			
Minnesota Association of Townships	287	9.6%	28
<b>Total for Entity</b>	<b>\$287</b>		<b>\$28</b>
<b>Norfolk Township (Renville)</b>			
Minnesota Association of Townships	318	9.6%	31
<b>Total for Entity</b>	<b>\$318</b>		<b>\$31</b>
<b>Norman County</b>			
Association of Minnesota Counties	6,067	15.2%	922
Minnesota Rural Counties Caucus	2,100	50.0%	1,050
<b>Total for Entity</b>	<b>\$8,167</b>		<b>\$1,972</b>

**Table 5**  
**2016 Lobbying Expenditures Paid With Association Dues**  
**Listed by Entity**

Name of Entity (County) Association Name	Total Local Government Dues	Proportion of Dues Used for Lobbying	Total Dues Used for Lobbying
<b>Norman County Soil and Water Conservation District</b>			
Minnesota Association of Soil and Water Conservation Districts	2,555	2.6%	66
<b>Total for Entity</b>	<b>\$2,555</b>		<b>\$66</b>
<b>Norman Township (Pine)</b>			
Minnesota Association of Townships	349	9.6%	34
<b>Total for Entity</b>	<b>\$349</b>		<b>\$34</b>
<b>Norman Township (Yellow Medicine)</b>			
Minnesota Association of Townships	349	9.6%	34
<b>Total for Entity</b>	<b>\$349</b>		<b>\$34</b>
<b>Normania Township (Yellow Medicine)</b>			
Minnesota Association of Townships	331	9.6%	32
<b>Total for Entity</b>	<b>\$331</b>		<b>\$32</b>
<b>Normanna Township (Saint Louis)</b>			
Minnesota Association of Townships	599	9.6%	58
<b>Total for Entity</b>	<b>\$599</b>		<b>\$58</b>
<b>North Branch Township (Isanti)</b>			
Minnesota Association of Townships	991	9.6%	95
<b>Total for Entity</b>	<b>\$991</b>		<b>\$95</b>
<b>North Fork Crow River Watershed District</b>			
League of Minnesota Cities	1,842	9.8%	181
Minnesota Association of Watershed Districts	1,785	47.0%	839
<b>Total for Entity</b>	<b>\$3,627</b>		<b>\$1,020</b>
<b>North Fork Township (Stearns)</b>			
Minnesota Association of Townships	347	9.6%	33
<b>Total for Entity</b>	<b>\$347</b>		<b>\$33</b>
<b>North Germany Township (Wadena)</b>			
Minnesota Association of Townships	439	9.6%	42
<b>Total for Entity</b>	<b>\$439</b>		<b>\$42</b>
<b>North Hero Township (Redwood)</b>			
Minnesota Association of Townships	320	9.6%	31
<b>Total for Entity</b>	<b>\$320</b>		<b>\$31</b>

**Table 5**  
**2016 Lobbying Expenditures Paid With Association Dues**  
**Listed by Entity**

<b>Name of Entity (County)</b> <b>Association Name</b>	<b>Total Local Government Dues</b>	<b>Proportion of Dues Used for Lobbying</b>	<b>Total Dues Used for Lobbying</b>
<b>North Koochiching Area Sanitary District</b>			
League of Minnesota Cities	1,842	9.8%	181
<b>Total for Entity</b>	<b>\$1,842</b>		<b>\$181</b>
<b>North Ottawa Township (Grant)</b>			
Minnesota Association of Townships	286	9.6%	27
<b>Total for Entity</b>	<b>\$286</b>		<b>\$27</b>
<b>North Saint Louis Soil and Water Conservation District</b>			
Minnesota Association of Soil and Water Conservation Districts	750	2.6%	20
<b>Total for Entity</b>	<b>\$750</b>		<b>\$20</b>
<b>North Star Township (Brown)</b>			
Minnesota Association of Townships	427	9.6%	41
<b>Total for Entity</b>	<b>\$427</b>		<b>\$41</b>
<b>North Star Township (Saint Louis)</b>			
Minnesota Association of Townships	328	9.6%	31
<b>Total for Entity</b>	<b>\$328</b>		<b>\$31</b>
<b>North Township (Pennington)</b>			
Minnesota Association of Townships	574	9.6%	55
<b>Total for Entity</b>	<b>\$574</b>		<b>\$55</b>
<b>Northeast Metro 916 Intermediate School District</b>			
Association of Metropolitan School Districts, Inc.	6,600	72.1%	4,759
Minnesota School Boards Association	5,430	21.0%	1,140
<b>Total for Entity</b>	<b>\$12,030</b>		<b>\$5,899</b>
<b>Northeast Service Cooperative</b>			
Minnesota Rural Education Association	600	42.7%	256
<b>Total for Entity</b>	<b>\$600</b>		<b>\$256</b>
<b>Northern Township (Beltrami)</b>			
Minnesota Association of Townships	1,846	9.6%	177
<b>Total for Entity</b>	<b>\$1,846</b>		<b>\$177</b>
<b>Northfield Township (Rice)</b>			
Minnesota Association of Townships	616	9.6%	59
<b>Total for Entity</b>	<b>\$616</b>		<b>\$59</b>

**Table 5**  
**2016 Lobbying Expenditures Paid With Association Dues**  
**Listed by Entity**

<b>Name of Entity (County)</b> <b>Association Name</b>	<b>Total Local Government Dues</b>	<b>Proportion of Dues Used for Lobbying</b>	<b>Total Dues Used for Lobbying</b>
<b>Northland Learning Center - # 6076</b>			
Minnesota Rural Education Association	600	42.7%	256
<b>Total for Entity</b>	<b>\$600</b>		<b>\$256</b>
<b>Northland Township (Polk)</b>			
Minnesota Association of Townships	319	9.6%	31
<b>Total for Entity</b>	<b>\$319</b>		<b>\$31</b>
<b>Northland Township (Saint Louis)</b>			
Minnesota Association of Townships	325	9.6%	31
<b>Total for Entity</b>	<b>\$325</b>		<b>\$31</b>
<b>Northwest Regional Development Commission 1</b>			
Greater Minnesota Partnership	1,000	71.2%	712
<b>Total for Entity</b>	<b>\$1,000</b>		<b>\$712</b>
<b>Northwest Service Cooperative</b>			
Minnesota Rural Education Association	1,600	42.7%	683
<b>Total for Entity</b>	<b>\$1,600</b>		<b>\$683</b>
<b>Norton Township (Winona)</b>			
Minnesota Association of Townships	490	9.6%	47
<b>Total for Entity</b>	<b>\$490</b>		<b>\$47</b>
<b>Norway Lake Township (Kandiyohi)</b>			
Minnesota Association of Townships	425	9.6%	41
<b>Total for Entity</b>	<b>\$425</b>		<b>\$41</b>
<b>Norway Township (Fillmore)</b>			
Minnesota Association of Townships	446	9.6%	43
<b>Total for Entity</b>	<b>\$446</b>		<b>\$43</b>
<b>Norway Township (Kittson)</b>			
Minnesota Association of Townships	298	9.6%	29
<b>Total for Entity</b>	<b>\$298</b>		<b>\$29</b>
<b>Norwegian Grove Township (Otter Tail)</b>			
Minnesota Association of Townships	432	9.6%	41
<b>Total for Entity</b>	<b>\$432</b>		<b>\$41</b>



**Table 5**  
**2016 Lobbying Expenditures Paid With Association Dues**  
**Listed by Entity**

<b>Name of Entity (County)</b> <b>Association Name</b>	<b>Total Local Government Dues</b>	<b>Proportion of Dues Used for Lobbying</b>	<b>Total Dues Used for Lobbying</b>
<b>Numedal Township (Pennington)</b>			
Minnesota Association of Townships	297	9.6%	29
<b>Total for Entity</b>	<b>\$297</b>		<b>\$29</b>
<b>Nunda Township (Freeborn)</b>			
Minnesota Association of Townships	439	9.6%	42
<b>Total for Entity</b>	<b>\$439</b>		<b>\$42</b>
<b>Oak Lawn Township (Crow Wing)</b>			
Minnesota Association of Townships	984	9.6%	94
<b>Total for Entity</b>	<b>\$984</b>		<b>\$94</b>
<b>Oak Park Township (Marshall)</b>			
Minnesota Association of Townships	314	9.6%	30
<b>Total for Entity</b>	<b>\$314</b>		<b>\$30</b>
<b>Oak Township (Stearns)</b>			
Minnesota Association of Townships	534	9.6%	51
<b>Total for Entity</b>	<b>\$534</b>		<b>\$51</b>
<b>Oak Valley Township (Otter Tail)</b>			
Minnesota Association of Townships	453	9.6%	43
<b>Total for Entity</b>	<b>\$453</b>		<b>\$43</b>
<b>Oakland Township (Freeborn)</b>			
Minnesota Association of Townships	464	9.6%	45
<b>Total for Entity</b>	<b>\$464</b>		<b>\$45</b>
<b>Oakland Township (Mahnomen)</b>			
Minnesota Association of Townships	437	9.6%	42
<b>Total for Entity</b>	<b>\$437</b>		<b>\$42</b>
<b>Oakport Township (Clay)</b>			
Minnesota Association of Townships	482	9.6%	46
<b>Total for Entity</b>	<b>\$482</b>		<b>\$46</b>
<b>Oakwood Township (Wabasha)</b>			
Minnesota Association of Townships	469	9.6%	45
<b>Total for Entity</b>	<b>\$469</b>		<b>\$45</b>

**Table 5**  
**2016 Lobbying Expenditures Paid With Association Dues**  
**Listed by Entity**

<b>Name of Entity (County)</b> <b>Association Name</b>	<b>Total Local Government Dues</b>	<b>Proportion of Dues Used for Lobbying</b>	<b>Total Dues Used for Lobbying</b>
<b>O'Brien Township (Beltrami)</b>			
Minnesota Association of Townships	289	9.6%	28
<b>Total for Entity</b>	<b>\$289</b>		<b>\$28</b>
<b>Odessa Township (Big Stone)</b>			
Minnesota Association of Townships	309	9.6%	30
<b>Total for Entity</b>	<b>\$309</b>		<b>\$30</b>
<b>Odin Township (Watonwan)</b>			
Minnesota Association of Townships	322	9.6%	31
<b>Total for Entity</b>	<b>\$322</b>		<b>\$31</b>
<b>Ogema Township (Pine)</b>			
Minnesota Association of Townships	450	9.6%	43
<b>Total for Entity</b>	<b>\$450</b>		<b>\$43</b>
<b>Okabena-Ocheda Watershed District</b>			
Minnesota Association of Watershed Districts	1,173	47.0%	551
<b>Total for Entity</b>	<b>\$1,173</b>		<b>\$551</b>
<b>Olmsted County</b>			
Association of Minnesota Counties	30,769	15.2%	4,677
Greater Minnesota Parks and Trails	450	50.6%	228
Highway 14 Partnership	3,500	82.7%	2,894
Minnesota Inter-County Association	38,796	25.9%	10,048
<b>Total for Entity</b>	<b>\$73,515</b>		<b>\$17,847</b>
<b>Olmsted Soil and Water Conservation District</b>			
Minnesota Association of Soil and Water Conservation Districts	4,678	2.6%	122
<b>Total for Entity</b>	<b>\$4,678</b>		<b>\$122</b>
<b>Olney Township (Nobles)</b>			
Minnesota Association of Townships	335	9.6%	32
<b>Total for Entity</b>	<b>\$335</b>		<b>\$32</b>
<b>Omro Township (Yellow Medicine)</b>			
Minnesota Association of Townships	319	9.6%	31
<b>Total for Entity</b>	<b>\$319</b>		<b>\$31</b>

**Table 5**  
**2016 Lobbying Expenditures Paid With Association Dues**  
**Listed by Entity**

<b>Name of Entity (County)</b> <b>Association Name</b>	<b>Total Local Government Dues</b>	<b>Proportion of Dues Used for Lobbying</b>	<b>Total Dues Used for Lobbying</b>
<b>Onamia Township (Mille Lacs)</b>			
Minnesota Association of Townships	520	9.6%	50
<b>Total for Entity</b>	<b>\$520</b>		<b>\$50</b>
<b>Onstad Township (Polk)</b>			
Minnesota Association of Townships	290	9.6%	28
<b>Total for Entity</b>	<b>\$290</b>		<b>\$28</b>
<b>Orange Township (Douglas)</b>			
Minnesota Association of Townships	438	9.6%	42
<b>Total for Entity</b>	<b>\$438</b>		<b>\$42</b>
<b>Orion Township (Olmsted)</b>			
Minnesota Association of Townships	538	9.6%	52
<b>Total for Entity</b>	<b>\$538</b>		<b>\$52</b>
<b>Oronoco Township (Olmsted)</b>			
Minnesota Association of Townships	1,144	9.6%	110
<b>Total for Entity</b>	<b>\$1,144</b>		<b>\$110</b>
<b>Orrock Township (Sherburne)</b>			
Minnesota Association of Townships	1,536	9.6%	147
<b>Total for Entity</b>	<b>\$1,536</b>		<b>\$147</b>
<b>Orton Township (Wadena)</b>			
Minnesota Association of Townships	331	9.6%	32
<b>Total for Entity</b>	<b>\$331</b>		<b>\$32</b>
<b>Ortonville Township (Big Stone)</b>			
Minnesota Association of Townships	298	9.6%	29
<b>Total for Entity</b>	<b>\$298</b>		<b>\$29</b>
<b>Orwell Township (Otter Tail)</b>			
Minnesota Association of Townships	324	9.6%	31
<b>Total for Entity</b>	<b>\$324</b>		<b>\$31</b>
<b>Osage Township (Becker)</b>			
Minnesota Association of Townships	621	9.6%	60
<b>Total for Entity</b>	<b>\$621</b>		<b>\$60</b>

**Table 5**  
**2016 Lobbying Expenditures Paid With Association Dues**  
**Listed by Entity**

<b>Name of Entity (County)</b> <b>Association Name</b>	<b>Total Local Government Dues</b>	<b>Proportion of Dues Used for Lobbying</b>	<b>Total Dues Used for Lobbying</b>
<b>Osakis Township (Douglas)</b>			
Minnesota Association of Townships	529	9.6%	51
<b>Total for Entity</b>	<b>\$529</b>		<b>\$51</b>
<b>Osborne Township (Pipestone)</b>			
Minnesota Association of Townships	427	9.6%	41
<b>Total for Entity</b>	<b>\$427</b>		<b>\$41</b>
<b>Oscar Township (Otter Tail)</b>			
Minnesota Association of Townships	334	9.6%	32
<b>Total for Entity</b>	<b>\$334</b>		<b>\$32</b>
<b>Osceola Township (Renville)</b>			
Minnesota Association of Townships	316	9.6%	30
<b>Total for Entity</b>	<b>\$316</b>		<b>\$30</b>
<b>Oshawa Township (Nicollet)</b>			
Minnesota Association of Townships	500	9.6%	48
<b>Total for Entity</b>	<b>\$500</b>		<b>\$48</b>
<b>Oshkosh Township (Yellow Medicine)</b>			
Minnesota Association of Townships	333	9.6%	32
<b>Total for Entity</b>	<b>\$333</b>		<b>\$32</b>
<b>Oteneagen Township (Itasca)</b>			
Minnesota Association of Townships	444	9.6%	43
<b>Total for Entity</b>	<b>\$444</b>		<b>\$43</b>
<b>Otisco Township (Waseca)</b>			
Minnesota Association of Townships	529	9.6%	51
<b>Total for Entity</b>	<b>\$529</b>		<b>\$51</b>
<b>Otrey Township (Big Stone)</b>			
Minnesota Association of Townships	294	9.6%	28
<b>Total for Entity</b>	<b>\$294</b>		<b>\$28</b>
<b>Ottawa Township (Le Sueur)</b>			
Minnesota Association of Townships	432	9.6%	41
<b>Total for Entity</b>	<b>\$432</b>		<b>\$41</b>

**Table 5**  
**2016 Lobbying Expenditures Paid With Association Dues**  
**Listed by Entity**

Name of Entity (County) Association Name	Total Local Government Dues	Proportion of Dues Used for Lobbying	Total Dues Used for Lobbying
<b>Otter Tail County</b>			
Association of Minnesota Counties	19,884	15.2%	3,022
Minnesota Inter-County Association	14,881	25.9%	3,854
<b>Total for Entity</b>	<b>\$34,765</b>		<b>\$6,876</b>
<b>Otter Tail East Soil and Water Conservation District</b>			
Minnesota Association of Soil and Water Conservation Districts	3,147	2.6%	82
<b>Total for Entity</b>	<b>\$3,147</b>		<b>\$82</b>
<b>Otter Tail Peninsula Township (Cass)</b>			
Minnesota Association of Townships	287	9.6%	28
<b>Total for Entity</b>	<b>\$287</b>		<b>\$28</b>
<b>Ottertail Township (Otter Tail)</b>			
Minnesota Association of Townships	496	9.6%	48
<b>Total for Entity</b>	<b>\$496</b>		<b>\$48</b>
<b>Otto Township (Otter Tail)</b>			
Minnesota Association of Townships	521	9.6%	50
<b>Total for Entity</b>	<b>\$521</b>		<b>\$50</b>
<b>Owatonna Township (Steele)</b>			
Minnesota Association of Townships	528	9.6%	51
<b>Total for Entity</b>	<b>\$528</b>		<b>\$51</b>
<b>Owens Township (Saint Louis)</b>			
Minnesota Association of Townships	422	9.6%	41
<b>Total for Entity</b>	<b>\$422</b>		<b>\$41</b>
<b>Oxford Township (Isanti)</b>			
Minnesota Association of Townships	633	9.6%	61
<b>Total for Entity</b>	<b>\$633</b>		<b>\$61</b>
<b>Paddock Township (Otter Tail)</b>			
Minnesota Association of Townships	451	9.6%	43
<b>Total for Entity</b>	<b>\$451</b>		<b>\$43</b>
<b>Page Township (Mille Lacs)</b>			
Minnesota Association of Townships	577	9.6%	55
<b>Total for Entity</b>	<b>\$577</b>		<b>\$55</b>

**Table 5**  
**2016 Lobbying Expenditures Paid With Association Dues**  
**Listed by Entity**

<b>Name of Entity (County)</b> <b>Association Name</b>	<b>Total Local Government Dues</b>	<b>Proportion of Dues Used for Lobbying</b>	<b>Total Dues Used for Lobbying</b>
<b>Palmer Township (Sherburne)</b>			
Minnesota Association of Townships	1,183	9.6%	114
<b>Total for Entity</b>	<b>\$1,183</b>		<b>\$114</b>
<b>Palmville Township (Roseau)</b>			
Minnesota Association of Townships	282	9.6%	27
<b>Total for Entity</b>	<b>\$282</b>		<b>\$27</b>
<b>Palmyra Township (Renville)</b>			
Minnesota Association of Townships	324	9.6%	31
<b>Total for Entity</b>	<b>\$324</b>		<b>\$31</b>
<b>Park Township (Pine)</b>			
Minnesota Association of Townships	280	9.6%	27
<b>Total for Entity</b>	<b>\$280</b>		<b>\$27</b>
<b>Parke Township (Clay)</b>			
Minnesota Association of Townships	496	9.6%	48
<b>Total for Entity</b>	<b>\$496</b>		<b>\$48</b>
<b>Parker Township (Marshall)</b>			
Minnesota Association of Townships	284	9.6%	27
<b>Total for Entity</b>	<b>\$284</b>		<b>\$27</b>
<b>Parker Township (Morrison)</b>			
Minnesota Association of Townships	480	9.6%	46
<b>Total for Entity</b>	<b>\$480</b>		<b>\$46</b>
<b>Parkers Prairie Township (Otter Tail)</b>			
Minnesota Association of Townships	449	9.6%	43
<b>Total for Entity</b>	<b>\$449</b>		<b>\$43</b>
<b>Parnell Township (Polk)</b>			
Minnesota Association of Townships	288	9.6%	28
<b>Total for Entity</b>	<b>\$288</b>		<b>\$28</b>
<b>Parnell Township (Traverse)</b>			
Minnesota Association of Townships	288	9.6%	28
<b>Total for Entity</b>	<b>\$288</b>		<b>\$28</b>

**Table 5**  
**2016 Lobbying Expenditures Paid With Association Dues**  
**Listed by Entity**

<b>Name of Entity (County)</b> <b>Association Name</b>	<b>Total Local Government Dues</b>	<b>Proportion of Dues Used for Lobbying</b>	<b>Total Dues Used for Lobbying</b>
<b>Partridge Township (Pine)</b>			
Minnesota Association of Townships	542	9.6%	52
<b>Total for Entity</b>	<b>\$542</b>		<b>\$52</b>
<b>Paxton Township (Redwood)</b>			
Minnesota Association of Townships	511	9.6%	49
<b>Total for Entity</b>	<b>\$511</b>		<b>\$49</b>
<b>Paynesville Township (Stearns)</b>			
Minnesota Association of Townships	872	9.6%	84
<b>Total for Entity</b>	<b>\$872</b>		<b>\$84</b>
<b>Peace Township (Kanabec)</b>			
Minnesota Association of Townships	627	9.6%	60
<b>Total for Entity</b>	<b>\$627</b>		<b>\$60</b>
<b>Pelan Township (Kittson)</b>			
Minnesota Association of Townships	283	9.6%	27
<b>Total for Entity</b>	<b>\$283</b>		<b>\$27</b>
<b>Pelican Lake Township (Grant)</b>			
Minnesota Association of Townships	483	9.6%	46
<b>Total for Entity</b>	<b>\$483</b>		<b>\$46</b>
<b>Pelican River Watershed District</b>			
League of Minnesota Cities	1,842	9.8%	181
Minnesota Association of Watershed Districts	2,593	47.0%	1,219
<b>Total for Entity</b>	<b>\$4,435</b>		<b>\$1,400</b>
<b>Pelican Township (Crow Wing)</b>			
Minnesota Association of Townships	484	9.6%	46
<b>Total for Entity</b>	<b>\$484</b>		<b>\$46</b>
<b>Pelican Township (Otter Tail)</b>			
Minnesota Association of Townships	542	9.6%	52
<b>Total for Entity</b>	<b>\$542</b>		<b>\$52</b>
<b>Pembina Township (Mahnomen)</b>			
Minnesota Association of Townships	572	9.6%	55
<b>Total for Entity</b>	<b>\$572</b>		<b>\$55</b>

**Table 5**  
**2016 Lobbying Expenditures Paid With Association Dues**  
**Listed by Entity**

<b>Name of Entity (County)</b> <b>Association Name</b>	<b>Total Local Government Dues</b>	<b>Proportion of Dues Used for Lobbying</b>	<b>Total Dues Used for Lobbying</b>
<b>Penn Township (McLeod)</b>			
Minnesota Association of Townships	440	9.6%	42
<b>Total for Entity</b>	<b>\$440</b>		<b>\$42</b>
<b>Pennington County</b>			
Association of Minnesota Counties	7,039	15.2%	1,070
Minnesota Rural Counties Caucus	2,100	50.0%	1,050
<b>Total for Entity</b>	<b>\$9,139</b>		<b>\$2,120</b>
<b>Pennington Soil and Water Conservation District</b>			
Minnesota Association of Soil and Water Conservation Districts	2,695	2.6%	70
<b>Total for Entity</b>	<b>\$2,695</b>		<b>\$70</b>
<b>Pepin Township (Wabasha)</b>			
Minnesota Association of Townships	459	9.6%	44
<b>Total for Entity</b>	<b>\$459</b>		<b>\$44</b>
<b>Pepperton Township (Stevens)</b>			
Minnesota Association of Townships	310	9.6%	30
<b>Total for Entity</b>	<b>\$310</b>		<b>\$30</b>
<b>Pequaywan Township (Saint Louis)</b>			
Minnesota Association of Townships	309	9.6%	30
<b>Total for Entity</b>	<b>\$309</b>		<b>\$30</b>
<b>Perch Lake Township (Carlton)</b>			
Minnesota Association of Townships	741	9.6%	71
<b>Total for Entity</b>	<b>\$741</b>		<b>\$71</b>
<b>Percy Township (Kittson)</b>			
Minnesota Association of Townships	278	9.6%	27
<b>Total for Entity</b>	<b>\$278</b>		<b>\$27</b>
<b>Perham Township (Otter Tail)</b>			
Minnesota Association of Townships	611	9.6%	59
<b>Total for Entity</b>	<b>\$611</b>		<b>\$59</b>
<b>Perry Lake Township (Crow Wing)</b>			
Minnesota Association of Townships	442	9.6%	42
<b>Total for Entity</b>	<b>\$442</b>		<b>\$42</b>



**Table 5**  
**2016 Lobbying Expenditures Paid With Association Dues**  
**Listed by Entity**

<b>Name of Entity (County)</b> <b>Association Name</b>	<b>Total Local Government Dues</b>	<b>Proportion of Dues Used for Lobbying</b>	<b>Total Dues Used for Lobbying</b>
<b>Perry Township (Lac qui Parle)</b>			
Minnesota Association of Townships	302	9.6%	29
<b>Total for Entity</b>	<b>\$302</b>		<b>\$29</b>
<b>Petersburg Township (Jackson)</b>			
Minnesota Association of Townships	346	9.6%	33
<b>Total for Entity</b>	<b>\$346</b>		<b>\$33</b>
<b>Pickerel Lake Township (Freeborn)</b>			
Minnesota Association of Townships	551	9.6%	53
<b>Total for Entity</b>	<b>\$551</b>		<b>\$53</b>
<b>Pierz Township (Morrison)</b>			
Minnesota Association of Townships	515	9.6%	49
<b>Total for Entity</b>	<b>\$515</b>		<b>\$49</b>
<b>Pike Bay Township (Cass)</b>			
Minnesota Association of Townships	924	9.6%	89
<b>Total for Entity</b>	<b>\$924</b>		<b>\$89</b>
<b>Pike Creek Township (Morrison)</b>			
Minnesota Association of Townships	641	9.6%	62
<b>Total for Entity</b>	<b>\$641</b>		<b>\$62</b>
<b>Pike Township (Saint Louis)</b>			
Minnesota Association of Townships	470	9.6%	45
<b>Total for Entity</b>	<b>\$470</b>		<b>\$45</b>
<b>Pillsbury Township (Swift)</b>			
Minnesota Association of Townships	346	9.6%	33
<b>Total for Entity</b>	<b>\$346</b>		<b>\$33</b>
<b>Pilot Grove Township (Faribault)</b>			
Minnesota Association of Townships	319	9.6%	31
<b>Total for Entity</b>	<b>\$319</b>		<b>\$31</b>
<b>Pilot Mound Township (Fillmore)</b>			
Minnesota Association of Townships	450	9.6%	43
<b>Total for Entity</b>	<b>\$450</b>		<b>\$43</b>

**Table 5**  
**2016 Lobbying Expenditures Paid With Association Dues**  
**Listed by Entity**

<b>Name of Entity (County)</b> <b>Association Name</b>	<b>Total Local Government Dues</b>	<b>Proportion of Dues Used for Lobbying</b>	<b>Total Dues Used for Lobbying</b>
<b>Pine City Township (Pine)</b>			
Minnesota Association of Townships	842	9.6%	81
<b>Total for Entity</b>	<b>\$842</b>		<b>\$81</b>
<b>Pine County</b>			
Arrowhead Counties Association	2,750	60.0%	1,650
Association of Minnesota Counties	12,274	15.2%	1,866
<b>Total for Entity</b>	<b>\$15,024</b>		<b>\$3,516</b>
<b>Pine Island Township (Goodhue)</b>			
Minnesota Association of Townships	513	9.6%	49
<b>Total for Entity</b>	<b>\$513</b>		<b>\$49</b>
<b>Pine Lake Township (Cass)</b>			
Minnesota Association of Townships	338	9.6%	32
<b>Total for Entity</b>	<b>\$338</b>		<b>\$32</b>
<b>Pine Lake Township (Clearwater)</b>			
Minnesota Association of Townships	478	9.6%	46
<b>Total for Entity</b>	<b>\$478</b>		<b>\$46</b>
<b>Pine Lake Township (Otter Tail)</b>			
Minnesota Association of Townships	547	9.6%	53
<b>Total for Entity</b>	<b>\$547</b>		<b>\$53</b>
<b>Pine Lake Township (Pine)</b>			
Minnesota Association of Townships	520	9.6%	50
<b>Total for Entity</b>	<b>\$520</b>		<b>\$50</b>
<b>Pine Point Township (Becker)</b>			
Minnesota Association of Townships	471	9.6%	45
<b>Total for Entity</b>	<b>\$471</b>		<b>\$45</b>
<b>Pine River Township (Cass)</b>			
Minnesota Association of Townships	775	9.6%	74
<b>Total for Entity</b>	<b>\$775</b>		<b>\$74</b>
<b>Pipestone County</b>			
Association of Minnesota Counties	6,522	15.2%	991
<b>Total for Entity</b>	<b>\$6,522</b>		<b>\$991</b>

**Table 5**  
**2016 Lobbying Expenditures Paid With Association Dues**  
**Listed by Entity**

Name of Entity (County) Association Name	Total Local Government Dues	Proportion of Dues Used for Lobbying	Total Dues Used for Lobbying
<b>Pipestone Soil and Water Conservation District</b>			
Minnesota Association of Soil and Water Conservation Districts	2,620	2.6%	68
<b>Total for Entity</b>	<b>\$2,620</b>		<b>\$68</b>
<b>Plainview Township (Wabasha)</b>			
Minnesota Association of Townships	479	9.6%	46
<b>Total for Entity</b>	<b>\$479</b>		<b>\$46</b>
<b>Plainview-Elgin Sanitary District</b>			
League of Minnesota Cities	1,842	9.8%	181
<b>Total for Entity</b>	<b>\$1,842</b>		<b>\$181</b>
<b>Platte Lake Township (Crow Wing)</b>			
Minnesota Association of Townships	474	9.6%	46
<b>Total for Entity</b>	<b>\$474</b>		<b>\$46</b>
<b>Platte Township (Morrison)</b>			
Minnesota Association of Townships	453	9.6%	43
<b>Total for Entity</b>	<b>\$453</b>		<b>\$43</b>
<b>Pleasant Grove Township (Olmsted)</b>			
Minnesota Association of Townships	607	9.6%	58
<b>Total for Entity</b>	<b>\$607</b>		<b>\$58</b>
<b>Pleasant Hill Township (Winona)</b>			
Minnesota Association of Townships	507	9.6%	49
<b>Total for Entity</b>	<b>\$507</b>		<b>\$49</b>
<b>Pleasant Mound Township (Blue Earth)</b>			
Minnesota Association of Townships	336	9.6%	32
<b>Total for Entity</b>	<b>\$336</b>		<b>\$32</b>
<b>Pleasant Prairie Township (Martin)</b>			
Minnesota Association of Townships	344	9.6%	33
<b>Total for Entity</b>	<b>\$344</b>		<b>\$33</b>
<b>Pleasant Valley Township (Mower)</b>			
Minnesota Association of Townships	437	9.6%	42
<b>Total for Entity</b>	<b>\$437</b>		<b>\$42</b>

**Table 5**  
**2016 Lobbying Expenditures Paid With Association Dues**  
**Listed by Entity**

Name of Entity (County) Association Name	Total Local Government Dues	Proportion of Dues Used for Lobbying	Total Dues Used for Lobbying
<b>Pleasant View Township (Norman)</b>			
Minnesota Association of Townships	305	9.6%	29
<b>Total for Entity</b>	<b>\$305</b>		<b>\$29</b>
<b>Pliny Township (Aitkin)</b>			
Minnesota Association of Townships	299	9.6%	29
<b>Total for Entity</b>	<b>\$299</b>		<b>\$29</b>
<b>Pohlitz Township (Roseau)</b>			
Minnesota Association of Townships	282	9.6%	27
<b>Total for Entity</b>	<b>\$282</b>		<b>\$27</b>
<b>Pokegama Township (Pine)</b>			
Minnesota Association of Townships	1,273	9.6%	122
<b>Total for Entity</b>	<b>\$1,273</b>		<b>\$122</b>
<b>Polk Centre Township (Pennington)</b>			
Minnesota Association of Townships	297	9.6%	29
<b>Total for Entity</b>	<b>\$297</b>		<b>\$29</b>
<b>Polk County</b>			
Association of Minnesota Counties	13,502	15.2%	2,052
Minnesota Rural Counties Caucus	2,100	50.0%	1,050
<b>Total for Entity</b>	<b>\$15,602</b>		<b>\$3,102</b>
<b>Polonia Township (Roseau)</b>			
Minnesota Association of Townships	281	9.6%	27
<b>Total for Entity</b>	<b>\$281</b>		<b>\$27</b>
<b>Pomme de Terre Township (Grant)</b>			
Minnesota Association of Townships	312	9.6%	30
<b>Total for Entity</b>	<b>\$312</b>		<b>\$30</b>
<b>Pomroy Township (Itasca)</b>			
Minnesota Association of Townships	284	9.6%	27
<b>Total for Entity</b>	<b>\$284</b>		<b>\$27</b>
<b>Pomroy Township (Kanabec)</b>			
Minnesota Association of Townships	473	9.6%	45
<b>Total for Entity</b>	<b>\$473</b>		<b>\$45</b>

**Table 5**  
**2016 Lobbying Expenditures Paid With Association Dues**  
**Listed by Entity**

<b>Name of Entity (County)</b> <b>Association Name</b>	<b>Total Local Government Dues</b>	<b>Proportion of Dues Used for Lobbying</b>	<b>Total Dues Used for Lobbying</b>
<b>Ponto Lake Township (Cass)</b>			
Minnesota Association of Townships	490	9.6%	47
<b>Total for Entity</b>	<b>\$490</b>		<b>\$47</b>
<b>Pope County</b>			
Association of Minnesota Counties	7,191	15.2%	1,093
Minnesota Rural Counties Caucus	2,100	50.0%	1,050
<b>Total for Entity</b>	<b>\$9,291</b>		<b>\$2,143</b>
<b>Pope Soil and Water Conservation District</b>			
Minnesota Association of Soil and Water Conservation Districts	2,717	2.6%	71
<b>Total for Entity</b>	<b>\$2,717</b>		<b>\$71</b>
<b>Poplar Grove Township (Roseau)</b>			
Minnesota Association of Townships	299	9.6%	29
<b>Total for Entity</b>	<b>\$299</b>		<b>\$29</b>
<b>Poplar River Township (Red Lake)</b>			
Minnesota Association of Townships	302	9.6%	29
<b>Total for Entity</b>	<b>\$302</b>		<b>\$29</b>
<b>Poplar Township (Cass)</b>			
Minnesota Association of Townships	325	9.6%	31
<b>Total for Entity</b>	<b>\$325</b>		<b>\$31</b>
<b>Popple Grove Township (Mahnommen)</b>			
Minnesota Association of Townships	315	9.6%	30
<b>Total for Entity</b>	<b>\$315</b>		<b>\$30</b>
<b>Popple Township (Clearwater)</b>			
Minnesota Association of Townships	509	9.6%	49
<b>Total for Entity</b>	<b>\$509</b>		<b>\$49</b>
<b>Poppleton Township (Kittson)</b>			
Minnesota Association of Townships	309	9.6%	30
<b>Total for Entity</b>	<b>\$309</b>		<b>\$30</b>
<b>Port Hope Township (Beltrami)</b>			
Minnesota Association of Townships	555	9.6%	53
<b>Total for Entity</b>	<b>\$555</b>		<b>\$53</b>

**Table 5**  
**2016 Lobbying Expenditures Paid With Association Dues**  
**Listed by Entity**

<b>Name of Entity (County)</b> <b>Association Name</b>	<b>Total Local Government Dues</b>	<b>Proportion of Dues Used for Lobbying</b>	<b>Total Dues Used for Lobbying</b>
<b>Portage Township (Saint Louis)</b>			
Minnesota Association of Townships	321	9.6%	31
<b>Total for Entity</b>	<b>\$321</b>		<b>\$31</b>
<b>Posen Township (Yellow Medicine)</b>			
Minnesota Association of Townships	338	9.6%	32
<b>Total for Entity</b>	<b>\$338</b>		<b>\$32</b>
<b>Powers Township (Cass)</b>			
Minnesota Association of Townships	564	9.6%	54
<b>Total for Entity</b>	<b>\$564</b>		<b>\$54</b>
<b>Prairie Lake Township (Saint Louis)</b>			
Minnesota Association of Townships	287	9.6%	28
<b>Total for Entity</b>	<b>\$287</b>		<b>\$28</b>
<b>Prairie View Township (Wilkin)</b>			
Minnesota Association of Townships	331	9.6%	32
<b>Total for Entity</b>	<b>\$331</b>		<b>\$32</b>
<b>Prairieville Township (Brown)</b>			
Minnesota Association of Townships	342	9.6%	33
<b>Total for Entity</b>	<b>\$342</b>		<b>\$33</b>
<b>Preble Township (Fillmore)</b>			
Minnesota Association of Townships	335	9.6%	32
<b>Total for Entity</b>	<b>\$335</b>		<b>\$32</b>
<b>Prescott Township (Faribault)</b>			
Minnesota Association of Townships	322	9.6%	31
<b>Total for Entity</b>	<b>\$322</b>		<b>\$31</b>
<b>Preston Lake Township (Renville)</b>			
Minnesota Association of Townships	425	9.6%	41
<b>Total for Entity</b>	<b>\$425</b>		<b>\$41</b>
<b>Preston Township (Fillmore)</b>			
Minnesota Association of Townships	450	9.6%	43
<b>Total for Entity</b>	<b>\$450</b>		<b>\$43</b>

**Table 5**  
**2016 Lobbying Expenditures Paid With Association Dues**  
**Listed by Entity**

<b>Name of Entity (County)</b> <b>Association Name</b>	<b>Total Local Government Dues</b>	<b>Proportion of Dues Used for Lobbying</b>	<b>Total Dues Used for Lobbying</b>
<b>Princeton Township (Mille Lacs)</b>			
Minnesota Association of Townships	1,125	9.6%	108
<b>Total for Entity</b>	<b>\$1,125</b>		<b>\$108</b>
<b>Prior Lake-Spring Lake Watershed District</b>			
League of Minnesota Cities	1,842	9.8%	181
Minnesota Association of Watershed Districts	4,000	47.0%	1,880
<b>Total for Entity</b>	<b>\$5,842</b>		<b>\$2,061</b>
<b>Prior Township (Big Stone)</b>			
Minnesota Association of Townships	349	9.6%	34
<b>Total for Entity</b>	<b>\$349</b>		<b>\$34</b>
<b>Providence Township (Lac qui Parle)</b>			
Minnesota Association of Townships	320	9.6%	31
<b>Total for Entity</b>	<b>\$320</b>		<b>\$31</b>
<b>Pulaski Township (Morrison)</b>			
Minnesota Association of Townships	430	9.6%	41
<b>Total for Entity</b>	<b>\$430</b>		<b>\$41</b>
<b>Queen Township (Polk)</b>			
Minnesota Association of Townships	338	9.6%	32
<b>Total for Entity</b>	<b>\$338</b>		<b>\$32</b>
<b>Quincy Township (Olmsted)</b>			
Minnesota Association of Townships	454	9.6%	44
<b>Total for Entity</b>	<b>\$454</b>		<b>\$44</b>
<b>Quiring Township (Beltrami)</b>			
Minnesota Association of Townships	294	9.6%	28
<b>Total for Entity</b>	<b>\$294</b>		<b>\$28</b>
<b>Rabbit Lake Township (Crow Wing)</b>			
Minnesota Association of Townships	445	9.6%	43
<b>Total for Entity</b>	<b>\$445</b>		<b>\$43</b>
<b>Racine Township (Mower)</b>			
Minnesota Association of Townships	479	9.6%	46
<b>Total for Entity</b>	<b>\$479</b>		<b>\$46</b>

**Table 5**  
**2016 Lobbying Expenditures Paid With Association Dues**  
**Listed by Entity**

Name of Entity (County) Association Name	Total Local Government Dues	Proportion of Dues Used for Lobbying	Total Dues Used for Lobbying
<b>Ramsey County</b>			
Association of Minnesota Counties	55,154	15.2%	8,383
North Metro I-35W Corridor Coalition	20,000	93.0%	18,600
<b>Total for Entity</b>	<b>\$75,154</b>		<b>\$26,983</b>
<b>Ramsey Soil and Water Conservation District</b>			
Minnesota Association of Soil and Water Conservation Districts	4,678	2.6%	122
<b>Total for Entity</b>	<b>\$4,678</b>		<b>\$122</b>
<b>Ramsey-Washington Metro Watershed District</b>			
League of Minnesota Cities	1,842	9.8%	181
Minnesota Association of Watershed Districts	4,000	47.0%	1,880
<b>Total for Entity</b>	<b>\$5,842</b>		<b>\$2,061</b>
<b>Randolph Township (Dakota)</b>			
Minnesota Association of Townships	556	9.6%	53
<b>Total for Entity</b>	<b>\$556</b>		<b>\$53</b>
<b>Ransom Township (Nobles)</b>			
Minnesota Association of Townships	342	9.6%	33
<b>Total for Entity</b>	<b>\$342</b>		<b>\$33</b>
<b>Rapidan Township (Blue Earth)</b>			
Minnesota Association of Townships	757	9.6%	73
<b>Total for Entity</b>	<b>\$757</b>		<b>\$73</b>
<b>Ravenna Township (Dakota)</b>			
Minnesota Association of Townships	1,159	9.6%	111
<b>Total for Entity</b>	<b>\$1,159</b>		<b>\$111</b>
<b>Raymond Township (Stearns)</b>			
Minnesota Association of Townships	350	9.6%	34
<b>Total for Entity</b>	<b>\$350</b>		<b>\$34</b>
<b>Red Eye Township (Wadena)</b>			
Minnesota Association of Townships	494	9.6%	47
<b>Total for Entity</b>	<b>\$494</b>		<b>\$47</b>



**Table 5**  
**2016 Lobbying Expenditures Paid With Association Dues**  
**Listed by Entity**

<b>Name of Entity (County)</b> <b>Association Name</b>	<b>Total Local Government Dues</b>	<b>Proportion of Dues Used for Lobbying</b>	<b>Total Dues Used for Lobbying</b>
<b>Red Lake County</b>			
Association of Minnesota Counties	3,979	15.2%	605
Minnesota Rural Counties Caucus	2,100	50.0%	1,050
<b>Total for Entity</b>	<b>\$6,079</b>		<b>\$1,655</b>
<b>Red Lake Falls Township (Red Lake)</b>			
Minnesota Association of Townships	331	9.6%	32
<b>Total for Entity</b>	<b>\$331</b>		<b>\$32</b>
<b>Red Lake Soil and Water Conservation District</b>			
Minnesota Association of Soil and Water Conservation Districts	2,253	2.6%	59
<b>Total for Entity</b>	<b>\$2,253</b>		<b>\$59</b>
<b>Red Lake Watershed District</b>			
League of Minnesota Cities	1,842	9.8%	181
Minnesota Association of Watershed Districts	4,000	47.0%	1,880
<b>Total for Entity</b>	<b>\$5,842</b>		<b>\$2,061</b>
<b>Red Rock Township (Mower)</b>			
Minnesota Association of Townships	576	9.6%	55
<b>Total for Entity</b>	<b>\$576</b>		<b>\$55</b>
<b>Red Wing Port Authority</b>			
Greater Minnesota Partnership	1,500	71.2%	1,068
Minnesota Ports Association	4,000	100.0%	4,000
<b>Total for Entity</b>	<b>\$5,500</b>		<b>\$5,068</b>
<b>Redpath Township (Traverse)</b>			
Minnesota Association of Townships	284	9.6%	27
<b>Total for Entity</b>	<b>\$284</b>		<b>\$27</b>
<b>Redwood County</b>			
Association of Minnesota Counties	9,763	15.2%	1,484
Greater Minnesota Parks and Trails	225	50.6%	114
Minnesota Rural Counties Caucus	2,100	50.0%	1,050
<b>Total for Entity</b>	<b>\$12,088</b>		<b>\$2,648</b>

**Table 5**  
**2016 Lobbying Expenditures Paid With Association Dues**  
**Listed by Entity**

<b>Name of Entity (County)</b> <b>Association Name</b>	<b>Total Local Government Dues</b>	<b>Proportion of Dues Used for Lobbying</b>	<b>Total Dues Used for Lobbying</b>
<b>Redwood Falls Township (Redwood)</b>			
Minnesota Association of Townships	320	9.6%	31
<b>Total for Entity</b>	<b>\$320</b>		<b>\$31</b>
<b>Redwood Soil and Water Conservation District</b>			
Minnesota Association of Soil and Water Conservation Districts	3,089	2.6%	80
<b>Total for Entity</b>	<b>\$3,089</b>		<b>\$80</b>
<b>Region Nine Development Commission</b>			
Greater Minnesota Partnership	1,000	71.2%	712
League of Minnesota Cities	1,842	9.8%	181
<b>Total for Entity</b>	<b>\$2,842</b>		<b>\$893</b>
<b>Reine Township (Roseau)</b>			
Minnesota Association of Townships	300	9.6%	29
<b>Total for Entity</b>	<b>\$300</b>		<b>\$29</b>
<b>Reiner Township (Pennington)</b>			
Minnesota Association of Townships	297	9.6%	29
<b>Total for Entity</b>	<b>\$297</b>		<b>\$29</b>
<b>Reis Township (Polk)</b>			
Minnesota Association of Townships	294	9.6%	28
<b>Total for Entity</b>	<b>\$294</b>		<b>\$28</b>
<b>Remer Township (Cass)</b>			
Minnesota Association of Townships	329	9.6%	32
<b>Total for Entity</b>	<b>\$329</b>		<b>\$32</b>
<b>Rendsville Township (Stevens)</b>			
Minnesota Association of Townships	320	9.6%	31
<b>Total for Entity</b>	<b>\$320</b>		<b>\$31</b>
<b>Reno Township (Pope)</b>			
Minnesota Association of Townships	470	9.6%	45
<b>Total for Entity</b>	<b>\$470</b>		<b>\$45</b>

**Table 5**  
**2016 Lobbying Expenditures Paid With Association Dues**  
**Listed by Entity**

Name of Entity (County) Association Name	Total Local Government Dues	Proportion of Dues Used for Lobbying	Total Dues Used for Lobbying
<b>Renville County</b>			
Association of Minnesota Counties	10,283	15.2%	1,563
Greater Minnesota Parks and Trails	225	50.6%	114
<b>Total for Entity</b>	<b>\$10,508</b>		<b>\$1,677</b>
<b>Renville Soil and Water Conservation District</b>			
Minnesota Association of Soil and Water Conservation Districts	3,164	2.6%	82
<b>Total for Entity</b>	<b>\$3,164</b>		<b>\$82</b>
<b>Resource Training and Solutions</b>			
Minnesota Rural Education Association	600	42.7%	256
Schools for Equity in Education	702	86.8%	609
<b>Total for Entity</b>	<b>\$1,302</b>		<b>\$865</b>
<b>Reynolds Township (Todd)</b>			
Minnesota Association of Townships	542	9.6%	52
<b>Total for Entity</b>	<b>\$542</b>		<b>\$52</b>
<b>Rheiderland Township (Chippewa)</b>			
Minnesota Association of Townships	350	9.6%	34
<b>Total for Entity</b>	<b>\$350</b>		<b>\$34</b>
<b>Rhinehart Township (Polk)</b>			
Minnesota Association of Townships	314	9.6%	30
<b>Total for Entity</b>	<b>\$314</b>		<b>\$30</b>
<b>Rice County</b>			
Association of Minnesota Counties	19,660	15.2%	2,988
Minnesota Inter-County Association	16,835	25.9%	4,360
<b>Total for Entity</b>	<b>\$36,495</b>		<b>\$7,348</b>
<b>Rice Creek Watershed District</b>			
League of Minnesota Cities	1,842	9.8%	181
Minnesota Association of Watershed Districts	4,000	47.0%	1,880
<b>Total for Entity</b>	<b>\$5,842</b>		<b>\$2,061</b>
<b>Rice River Township (Aitkin)</b>			
Minnesota Association of Townships	313	9.6%	30
<b>Total for Entity</b>	<b>\$313</b>		<b>\$30</b>

**Table 5**  
**2016 Lobbying Expenditures Paid With Association Dues**  
**Listed by Entity**

<b>Name of Entity (County)</b> <b>Association Name</b>	<b>Total Local Government Dues</b>	<b>Proportion of Dues Used for Lobbying</b>	<b>Total Dues Used for Lobbying</b>
<b>Rice Soil and Water Conservation District</b>			
Minnesota Association of Soil and Water Conservation Districts	4,519	2.6%	117
<b>Total for Entity</b>	<b>\$4,519</b>		<b>\$117</b>
<b>Rice Township (Clearwater)</b>			
Minnesota Association of Townships	320	9.6%	31
<b>Total for Entity</b>	<b>\$320</b>		<b>\$31</b>
<b>Riceland Township (Freeborn)</b>			
Minnesota Association of Townships	476	9.6%	46
<b>Total for Entity</b>	<b>\$476</b>		<b>\$46</b>
<b>Riceville Township (Becker)</b>			
Minnesota Association of Townships	295	9.6%	28
<b>Total for Entity</b>	<b>\$295</b>		<b>\$28</b>
<b>Rich Prairie Sewer and Water District</b>			
League of Minnesota Cities	1,842	9.8%	181
<b>Total for Entity</b>	<b>\$1,842</b>		<b>\$181</b>
<b>Rich Valley Township (McLeod)</b>			
Minnesota Association of Townships	554	9.6%	53
<b>Total for Entity</b>	<b>\$554</b>		<b>\$53</b>
<b>Richardson Township (Morrison)</b>			
Minnesota Association of Townships	508	9.6%	49
<b>Total for Entity</b>	<b>\$508</b>		<b>\$49</b>
<b>Richardville Township (Kittson)</b>			
Minnesota Association of Townships	302	9.6%	29
<b>Total for Entity</b>	<b>\$302</b>		<b>\$29</b>
<b>Richland Township (Rice)</b>			
Minnesota Association of Townships	472	9.6%	45
<b>Total for Entity</b>	<b>\$472</b>		<b>\$45</b>
<b>Richmond Township (Winona)</b>			
Minnesota Association of Townships	558	9.6%	54
<b>Total for Entity</b>	<b>\$558</b>		<b>\$54</b>

**Table 5**  
**2016 Lobbying Expenditures Paid With Association Dues**  
**Listed by Entity**

Name of Entity (County) Association Name	Total Local Government Dues	Proportion of Dues Used for Lobbying	Total Dues Used for Lobbying
<b>Richwood Township (Becker)</b>			
Minnesota Association of Townships	553	9.6%	53
<b>Total for Entity</b>	<b>\$553</b>		<b>\$53</b>
<b>Ridgely Township (Nicollet)</b>			
Minnesota Association of Townships	305	9.6%	29
<b>Total for Entity</b>	<b>\$305</b>		<b>\$29</b>
<b>Riley-Purgatory-Bluff Creek Watershed District</b>			
League of Minnesota Cities	1,842	9.8%	181
Minnesota Association of Watershed Districts	4,000	47.0%	1,880
<b>Total for Entity</b>	<b>\$5,842</b>		<b>\$2,061</b>
<b>Ripley Township (Dodge)</b>			
Minnesota Association of Townships	331	9.6%	32
<b>Total for Entity</b>	<b>\$331</b>		<b>\$32</b>
<b>Ripley Township (Morrison)</b>			
Minnesota Association of Townships	565	9.6%	54
<b>Total for Entity</b>	<b>\$565</b>		<b>\$54</b>
<b>River Falls Township (Pennington)</b>			
Minnesota Association of Townships	330	9.6%	32
<b>Total for Entity</b>	<b>\$330</b>		<b>\$32</b>
<b>River Township (Red Lake)</b>			
Minnesota Association of Townships	290	9.6%	28
<b>Total for Entity</b>	<b>\$290</b>		<b>\$28</b>
<b>Riverdale Township (Watonwan)</b>			
Minnesota Association of Townships	431	9.6%	41
<b>Total for Entity</b>	<b>\$431</b>		<b>\$41</b>
<b>Riverside Township (Lac qui Parle)</b>			
Minnesota Association of Townships	434	9.6%	42
<b>Total for Entity</b>	<b>\$434</b>		<b>\$42</b>
<b>Riverton Township (Clay)</b>			
Minnesota Association of Townships	482	9.6%	46
<b>Total for Entity</b>	<b>\$482</b>		<b>\$46</b>

**Table 5**  
**2016 Lobbying Expenditures Paid With Association Dues**  
**Listed by Entity**

<b>Name of Entity (County)</b> <b>Association Name</b>	<b>Total Local Government Dues</b>	<b>Proportion of Dues Used for Lobbying</b>	<b>Total Dues Used for Lobbying</b>
<b>Roberts Township (Wilkin)</b>			
Minnesota Association of Townships	306	9.6%	29
<b>Total for Entity</b>	<b>\$306</b>		<b>\$29</b>
<b>Rochester Township (Olmsted)</b>			
Minnesota Association of Townships	979	9.6%	94
<b>Total for Entity</b>	<b>\$979</b>		<b>\$94</b>
<b>Rock County</b>			
Association of Minnesota Counties	7,172	15.2%	1,090
<b>Total for Entity</b>	<b>\$7,172</b>		<b>\$1,090</b>
<b>Rock Dell Township (Olmsted)</b>			
Minnesota Association of Townships	555	9.6%	53
<b>Total for Entity</b>	<b>\$555</b>		<b>\$53</b>
<b>Rock Lake Township (Lyon)</b>			
Minnesota Association of Townships	423	9.6%	41
<b>Total for Entity</b>	<b>\$423</b>		<b>\$41</b>
<b>Rock Soil and Water Conservation District</b>			
Minnesota Association of Soil and Water Conservation Districts	2,714	2.6%	71
<b>Total for Entity</b>	<b>\$2,714</b>		<b>\$71</b>
<b>Rock Township (Pipestone)</b>			
Minnesota Association of Townships	328	9.6%	31
<b>Total for Entity</b>	<b>\$328</b>		<b>\$31</b>
<b>Rockford Township (Wright)</b>			
Minnesota Association of Townships	1,466	9.6%	141
<b>Total for Entity</b>	<b>\$1,466</b>		<b>\$141</b>
<b>Rocksbury Township (Pennington)</b>			
Minnesota Association of Townships	802	9.6%	77
<b>Total for Entity</b>	<b>\$802</b>		<b>\$77</b>
<b>Rockwell Township (Norman)</b>			
Minnesota Association of Townships	287	9.6%	28
<b>Total for Entity</b>	<b>\$287</b>		<b>\$28</b>

**Table 5**  
**2016 Lobbying Expenditures Paid With Association Dues**  
**Listed by Entity**

<b>Name of Entity (County)</b> <b>Association Name</b>	<b>Total Local Government Dues</b>	<b>Proportion of Dues Used for Lobbying</b>	<b>Total Dues Used for Lobbying</b>
<b>Rockwood Township (Hubbard)</b>			
Minnesota Association of Townships	476	9.6%	46
<b>Total for Entity</b>	<b>\$476</b>		<b>\$46</b>
<b>Rockwood Township (Wadena)</b>			
Minnesota Association of Townships	459	9.6%	44
<b>Total for Entity</b>	<b>\$459</b>		<b>\$44</b>
<b>Rogers Township (Cass)</b>			
Minnesota Association of Townships	292	9.6%	28
<b>Total for Entity</b>	<b>\$292</b>		<b>\$28</b>
<b>Rolling Forks Township (Pope)</b>			
Minnesota Association of Townships	319	9.6%	31
<b>Total for Entity</b>	<b>\$319</b>		<b>\$31</b>
<b>Rolling Green Township (Martin)</b>			
Minnesota Association of Townships	422	9.6%	41
<b>Total for Entity</b>	<b>\$422</b>		<b>\$41</b>
<b>Rollingstone Township (Winona)</b>			
Minnesota Association of Townships	549	9.6%	53
<b>Total for Entity</b>	<b>\$549</b>		<b>\$53</b>
<b>Rollis Township (Marshall)</b>			
Minnesota Association of Townships	303	9.6%	29
<b>Total for Entity</b>	<b>\$303</b>		<b>\$29</b>
<b>Rome Township (Faribault)</b>			
Minnesota Association of Townships	311	9.6%	30
<b>Total for Entity</b>	<b>\$311</b>		<b>\$30</b>
<b>Roome Township (Polk)</b>			
Minnesota Association of Townships	324	9.6%	31
<b>Total for Entity</b>	<b>\$324</b>		<b>\$31</b>
<b>Roosevelt Township (Beltrami)</b>			
Minnesota Association of Townships	341	9.6%	33
<b>Total for Entity</b>	<b>\$341</b>		<b>\$33</b>

**Table 5**  
**2016 Lobbying Expenditures Paid With Association Dues**  
**Listed by Entity**

Name of Entity (County) Association Name	Total Local Government Dues	Proportion of Dues Used for Lobbying	Total Dues Used for Lobbying
<b>Roosevelt Township (Crow Wing)</b>			
Minnesota Association of Townships	531	9.6%	51
<b>Total for Entity</b>	<b>\$531</b>		<b>\$51</b>
<b>Root River Soil and Water Conservation District</b>			
Minnesota Association of Soil and Water Conservation Districts	3,051	2.6%	79
<b>Total for Entity</b>	<b>\$3,051</b>		<b>\$79</b>
<b>Roscoe Township (Goodhue)</b>			
Minnesota Association of Townships	577	9.6%	55
<b>Total for Entity</b>	<b>\$577</b>		<b>\$55</b>
<b>Rose Dell Township (Rock)</b>			
Minnesota Association of Townships	337	9.6%	32
<b>Total for Entity</b>	<b>\$337</b>		<b>\$32</b>
<b>Roseau County</b>			
Association of Minnesota Counties	7,647	15.2%	1,162
Greater Minnesota Parks and Trails	225	50.6%	114
Minnesota Rural Counties Caucus	2,100	50.0%	1,050
<b>Total for Entity</b>	<b>\$9,972</b>		<b>\$2,326</b>
<b>Roseau River Watershed District</b>			
Minnesota Association of Watershed Districts	859	47.0%	404
<b>Total for Entity</b>	<b>\$859</b>		<b>\$404</b>
<b>Roseau Soil and Water Conservation District</b>			
Minnesota Association of Soil and Water Conservation Districts	2,783	2.6%	72
<b>Total for Entity</b>	<b>\$2,783</b>		<b>\$72</b>
<b>Rosebud Township (Polk)</b>			
Minnesota Association of Townships	453	9.6%	43
<b>Total for Entity</b>	<b>\$453</b>		<b>\$43</b>
<b>Rosedale Township (Mahnommen)</b>			
Minnesota Association of Townships	313	9.6%	30
<b>Total for Entity</b>	<b>\$313</b>		<b>\$30</b>



**Table 5**  
**2016 Lobbying Expenditures Paid With Association Dues**  
**Listed by Entity**

<b>Name of Entity (County)</b> <b>Association Name</b>	<b>Total Local Government Dues</b>	<b>Proportion of Dues Used for Lobbying</b>	<b>Total Dues Used for Lobbying</b>
<b>Rosehill Township (Cottonwood)</b>			
Minnesota Association of Townships	324	9.6%	31
<b>Total for Entity</b>	<b>\$324</b>		<b>\$31</b>
<b>Roseland Township (Kandiyohi)</b>			
Minnesota Association of Townships	458	9.6%	44
<b>Total for Entity</b>	<b>\$458</b>		<b>\$44</b>
<b>Rosendale Township (Watonwan)</b>			
Minnesota Association of Townships	432	9.6%	41
<b>Total for Entity</b>	<b>\$432</b>		<b>\$41</b>
<b>Roseville Township (Grant)</b>			
Minnesota Association of Townships	309	9.6%	30
<b>Total for Entity</b>	<b>\$309</b>		<b>\$30</b>
<b>Roseville Township (Kandiyohi)</b>			
Minnesota Association of Townships	540	9.6%	52
<b>Total for Entity</b>	<b>\$540</b>		<b>\$52</b>
<b>Rosewood Township (Chippewa)</b>			
Minnesota Association of Townships	452	9.6%	43
<b>Total for Entity</b>	<b>\$452</b>		<b>\$43</b>
<b>Rosing Township (Morrison)</b>			
Minnesota Association of Townships	318	9.6%	31
<b>Total for Entity</b>	<b>\$318</b>		<b>\$31</b>
<b>Ross Lake Township (Crow Wing)</b>			
Minnesota Association of Townships	327	9.6%	31
<b>Total for Entity</b>	<b>\$327</b>		<b>\$31</b>
<b>Ross Township (Roseau)</b>			
Minnesota Association of Townships	476	9.6%	46
<b>Total for Entity</b>	<b>\$476</b>		<b>\$46</b>
<b>Rost Township (Jackson)</b>			
Minnesota Association of Townships	335	9.6%	32
<b>Total for Entity</b>	<b>\$335</b>		<b>\$32</b>

**Table 5**  
**2016 Lobbying Expenditures Paid With Association Dues**  
**Listed by Entity**

<b>Name of Entity (County)</b> <b>Association Name</b>	<b>Total Local Government Dues</b>	<b>Proportion of Dues Used for Lobbying</b>	<b>Total Dues Used for Lobbying</b>
<b>Round Grove Township (McLeod)</b>			
Minnesota Association of Townships	341	9.6%	33
<b>Total for Entity</b>	<b>\$341</b>		<b>\$33</b>
<b>Round Lake Township (Becker)</b>			
Minnesota Association of Townships	329	9.6%	32
<b>Total for Entity</b>	<b>\$329</b>		<b>\$32</b>
<b>Round Lake Township (Jackson)</b>			
Minnesota Association of Townships	323	9.6%	31
<b>Total for Entity</b>	<b>\$323</b>		<b>\$31</b>
<b>Round Prairie Township (Todd)</b>			
Minnesota Association of Townships	559	9.6%	54
<b>Total for Entity</b>	<b>\$559</b>		<b>\$54</b>
<b>Royal Township (Lincoln)</b>			
Minnesota Association of Townships	330	9.6%	32
<b>Total for Entity</b>	<b>\$330</b>		<b>\$32</b>
<b>Royalton Township (Pine)</b>			
Minnesota Association of Townships	769	9.6%	74
<b>Total for Entity</b>	<b>\$769</b>		<b>\$74</b>
<b>Runeberg Township (Becker)</b>			
Minnesota Association of Townships	505	9.6%	48
<b>Total for Entity</b>	<b>\$505</b>		<b>\$48</b>
<b>Rush Lake Township (Otter Tail)</b>			
Minnesota Association of Townships	656	9.6%	63
<b>Total for Entity</b>	<b>\$656</b>		<b>\$63</b>
<b>Rushseba Township (Chisago)</b>			
Minnesota Association of Townships	595	9.6%	57
<b>Total for Entity</b>	<b>\$595</b>		<b>\$57</b>
<b>Russia Township (Polk)</b>			
Minnesota Association of Townships	277	9.6%	27
<b>Total for Entity</b>	<b>\$277</b>		<b>\$27</b>

**Table 5**  
**2016 Lobbying Expenditures Paid With Association Dues**  
**Listed by Entity**

<b>Name of Entity (County)</b> <b>Association Name</b>	<b>Total Local Government Dues</b>	<b>Proportion of Dues Used for Lobbying</b>	<b>Total Dues Used for Lobbying</b>
<b>Rutland Township (Martin)</b>			
Minnesota Association of Townships	479	9.6%	46
<b>Total for Entity</b>	<b>\$479</b>		<b>\$46</b>
<b>Sacred Heart Township (Renville)</b>			
Minnesota Association of Townships	423	9.6%	41
<b>Total for Entity</b>	<b>\$423</b>		<b>\$41</b>
<b>Sago Township (Itasca)</b>			
Minnesota Association of Townships	326	9.6%	31
<b>Total for Entity</b>	<b>\$326</b>		<b>\$31</b>
<b>Saint Charles Township (Winona)</b>			
Minnesota Association of Townships	539	9.6%	52
<b>Total for Entity</b>	<b>\$539</b>		<b>\$52</b>
<b>Saint George Township (Benton)</b>			
Minnesota Association of Townships	794	9.6%	76
<b>Total for Entity</b>	<b>\$794</b>		<b>\$76</b>
<b>Saint James Township (Watonwan)</b>			
Minnesota Association of Townships	349	9.6%	34
<b>Total for Entity</b>	<b>\$349</b>		<b>\$34</b>
<b>Saint Johns Township (Kandiyohi)</b>			
Minnesota Association of Townships	469	9.6%	45
<b>Total for Entity</b>	<b>\$469</b>		<b>\$45</b>
<b>Saint Joseph Township (Kittson)</b>			
Minnesota Association of Townships	287	9.6%	28
<b>Total for Entity</b>	<b>\$287</b>		<b>\$28</b>
<b>Saint Joseph Township (Stearns)</b>			
Minnesota Association of Townships	825	9.6%	79
<b>Total for Entity</b>	<b>\$825</b>		<b>\$79</b>
<b>Saint Lawrence Township (Scott)</b>			
Minnesota Association of Townships	502	9.6%	48
<b>Total for Entity</b>	<b>\$502</b>		<b>\$48</b>

**Table 5**  
**2016 Lobbying Expenditures Paid With Association Dues**  
**Listed by Entity**

<b>Name of Entity (County)</b> <b>Association Name</b>	<b>Total Local Government Dues</b>	<b>Proportion of Dues Used for Lobbying</b>	<b>Total Dues Used for Lobbying</b>
<b>Saint Louis and Lake Counties Regional Railroad Authority</b>			
Greater Minnesota Parks and Trails	300	50.6%	152
<b>Total for Entity</b>	<b>\$300</b>		<b>\$152</b>
<b>Saint Louis County</b>			
Arrowhead Counties Association	750	60.0%	450
Association of Minnesota Counties	29,233	15.2%	4,443
Greater Minnesota Parks and Trails	450	50.6%	228
Minnesota Inter-County Association	51,875	25.9%	13,436
<b>Total for Entity</b>	<b>\$82,308</b>		<b>\$18,557</b>
<b>Saint Martin Township (Stearns)</b>			
Minnesota Association of Townships	513	9.6%	49
<b>Total for Entity</b>	<b>\$513</b>		<b>\$49</b>
<b>Saint Mary Township (Waseca)</b>			
Minnesota Association of Townships	483	9.6%	46
<b>Total for Entity</b>	<b>\$483</b>		<b>\$46</b>
<b>Saint Mathias Township (Crow Wing)</b>			
Minnesota Association of Townships	539	9.6%	52
<b>Total for Entity</b>	<b>\$539</b>		<b>\$52</b>
<b>Saint Olaf Township (Otter Tail)</b>			
Minnesota Association of Townships	454	9.6%	44
<b>Total for Entity</b>	<b>\$454</b>		<b>\$44</b>
<b>Saint Paul Port Authority</b>			
Association of Metropolitan Municipalities	1,000	30.9%	309
Minnesota Ports Association	15,332	100.0%	15,332
<b>Total for Entity</b>	<b>\$16,332</b>		<b>\$15,641</b>
<b>Saint Vincent Township (Kittson)</b>			
Minnesota Association of Townships	287	9.6%	28
<b>Total for Entity</b>	<b>\$287</b>		<b>\$28</b>
<b>Saint Wendel Township (Stearns)</b>			
Minnesota Association of Townships	1,097	9.6%	105
<b>Total for Entity</b>	<b>\$1,097</b>		<b>\$105</b>

**Table 5**  
**2016 Lobbying Expenditures Paid With Association Dues**  
**Listed by Entity**

Name of Entity (County) Association Name	Total Local Government Dues	Proportion of Dues Used for Lobbying	Total Dues Used for Lobbying
<b>Salem Township (Cass)</b>			
Minnesota Association of Townships	301	9.6%	29
<b>Total for Entity</b>	<b>\$301</b>		<b>\$29</b>
<b>Salem Township (Olmsted)</b>			
Minnesota Association of Townships	769	9.6%	74
<b>Total for Entity</b>	<b>\$769</b>		<b>\$74</b>
<b>Salo Township (Aitkin)</b>			
Minnesota Association of Townships	298	9.6%	29
<b>Total for Entity</b>	<b>\$298</b>		<b>\$29</b>
<b>San Francisco Township (Carver)</b>			
Minnesota Association of Townships	616	9.6%	59
<b>Total for Entity</b>	<b>\$616</b>		<b>\$59</b>
<b>Sand Creek Township (Scott)</b>			
Minnesota Association of Townships	921	9.6%	88
<b>Total for Entity</b>	<b>\$921</b>		<b>\$88</b>
<b>Sand Hill River Watershed District</b>			
Minnesota Association of Watershed Districts	1,566	47.0%	736
<b>Total for Entity</b>	<b>\$1,566</b>		<b>\$736</b>
<b>Sand Lake Township (Itasca)</b>			
Minnesota Association of Townships	317	9.6%	30
<b>Total for Entity</b>	<b>\$317</b>		<b>\$30</b>
<b>Sanders Township (Pennington)</b>			
Minnesota Association of Townships	436	9.6%	42
<b>Total for Entity</b>	<b>\$436</b>		<b>\$42</b>
<b>Sandnes Township (Yellow Medicine)</b>			
Minnesota Association of Townships	333	9.6%	32
<b>Total for Entity</b>	<b>\$333</b>		<b>\$32</b>
<b>Sandstone Township (Pine)</b>			
Minnesota Association of Townships	597	9.6%	57
<b>Total for Entity</b>	<b>\$597</b>		<b>\$57</b>

**Table 5**  
**2016 Lobbying Expenditures Paid With Association Dues**  
**Listed by Entity**

<b>Name of Entity (County)</b> <b>Association Name</b>	<b>Total Local Government Dues</b>	<b>Proportion of Dues Used for Lobbying</b>	<b>Total Dues Used for Lobbying</b>
<b>Sandsville Township (Polk)</b>			
Minnesota Association of Townships	290	9.6%	28
<b>Total for Entity</b>	<b>\$290</b>		<b>\$28</b>
<b>Sandy Township (Saint Louis)</b>			
Minnesota Association of Townships	452	9.6%	43
<b>Total for Entity</b>	<b>\$452</b>		<b>\$43</b>
<b>Sanford Township (Grant)</b>			
Minnesota Association of Townships	317	9.6%	30
<b>Total for Entity</b>	<b>\$317</b>		<b>\$30</b>
<b>Santiago Township (Sherburne)</b>			
Minnesota Association of Townships	1,033	9.6%	99
<b>Total for Entity</b>	<b>\$1,033</b>		<b>\$99</b>
<b>Saratoga Township (Winona)</b>			
Minnesota Association of Townships	527	9.6%	51
<b>Total for Entity</b>	<b>\$527</b>		<b>\$51</b>
<b>Sargeant Township (Mower)</b>			
Minnesota Association of Townships	438	9.6%	42
<b>Total for Entity</b>	<b>\$438</b>		<b>\$42</b>
<b>Sauk Centre Township (Stearns)</b>			
Minnesota Association of Townships	755	9.6%	72
<b>Total for Entity</b>	<b>\$755</b>		<b>\$72</b>
<b>Sauk Rapids Township (Benton)</b>			
Minnesota Association of Townships	527	9.6%	51
<b>Total for Entity</b>	<b>\$527</b>		<b>\$51</b>
<b>Sauk River Watershed District</b>			
League of Minnesota Cities	1,842	9.8%	181
Minnesota Association of Watershed Districts	4,000	47.0%	1,880
<b>Total for Entity</b>	<b>\$5,842</b>		<b>\$2,061</b>
<b>Savannah Township (Becker)</b>			
Minnesota Association of Townships	324	9.6%	31
<b>Total for Entity</b>	<b>\$324</b>		<b>\$31</b>

**Table 5**  
**2016 Lobbying Expenditures Paid With Association Dues**  
**Listed by Entity**

Name of Entity (County) Association Name	Total Local Government Dues	Proportion of Dues Used for Lobbying	Total Dues Used for Lobbying
<b>Scambler Township (Otter Tail)</b>			
Minnesota Association of Townships	489	9.6%	47
<b>Total for Entity</b>	<b>\$489</b>		<b>\$47</b>
<b>Scandia Township (Polk)</b>			
Minnesota Association of Townships	291	9.6%	28
<b>Total for Entity</b>	<b>\$291</b>		<b>\$28</b>
<b>Scandia Valley Township (Morrison)</b>			
Minnesota Association of Townships	787	9.6%	76
<b>Total for Entity</b>	<b>\$787</b>		<b>\$76</b>
<b>Schoolcraft Township (Hubbard)</b>			
Minnesota Association of Townships	303	9.6%	29
<b>Total for Entity</b>	<b>\$303</b>		<b>\$29</b>
<b>Schroeder Township (Cook)</b>			
Minnesota Association of Townships	337	9.6%	32
Range Association of Municipalities and Schools	150	25.9%	39
<b>Total for Entity</b>	<b>\$487</b>		<b>\$71</b>
<b>Sciota Township (Dakota)</b>			
Minnesota Association of Townships	475	9.6%	46
<b>Total for Entity</b>	<b>\$475</b>		<b>\$46</b>
<b>Scott County</b>			
Association of Minnesota Counties	23,005	15.2%	3,497
Minnesota Inter-County Association	35,832	25.9%	9,280
<b>Total for Entity</b>	<b>\$58,837</b>		<b>\$12,777</b>
<b>Scott Soil and Water Conservation District</b>			
Minnesota Association of Soil and Water Conservation Districts	4,678	2.6%	122
<b>Total for Entity</b>	<b>\$4,678</b>		<b>\$122</b>
<b>Scott Township (Stevens)</b>			
Minnesota Association of Townships	316	9.6%	30
<b>Total for Entity</b>	<b>\$316</b>		<b>\$30</b>

**Table 5**  
**2016 Lobbying Expenditures Paid With Association Dues**  
**Listed by Entity**

<b>Name of Entity (County)</b> <b>Association Name</b>	<b>Total Local Government Dues</b>	<b>Proportion of Dues Used for Lobbying</b>	<b>Total Dues Used for Lobbying</b>
<b>Seavey Township (Aitkin)</b>			
Minnesota Association of Townships	289	9.6%	28
<b>Total for Entity</b>	<b>\$289</b>		<b>\$28</b>
<b>Seely Township (Faribault)</b>			
Minnesota Association of Townships	328	9.6%	31
<b>Total for Entity</b>	<b>\$328</b>		<b>\$31</b>
<b>Severance Township (Sibley)</b>			
Minnesota Association of Townships	344	9.6%	33
<b>Total for Entity</b>	<b>\$344</b>		<b>\$33</b>
<b>Seward Township (Nobles)</b>			
Minnesota Association of Townships	336	9.6%	32
<b>Total for Entity</b>	<b>\$336</b>		<b>\$32</b>
<b>Shafer Township (Chisago)</b>			
Minnesota Association of Townships	744	9.6%	71
<b>Total for Entity</b>	<b>\$744</b>		<b>\$71</b>
<b>Shamrock Township (Aitkin)</b>			
Minnesota Association of Townships	806	9.6%	77
<b>Total for Entity</b>	<b>\$806</b>		<b>\$77</b>
<b>Shaokatan Township (Lincoln)</b>			
Minnesota Association of Townships	323	9.6%	31
<b>Total for Entity</b>	<b>\$323</b>		<b>\$31</b>
<b>Sharon Township (Le Sueur)</b>			
Minnesota Association of Townships	541	9.6%	52
<b>Total for Entity</b>	<b>\$541</b>		<b>\$52</b>
<b>Shelburne Township (Lyon)</b>			
Minnesota Association of Townships	325	9.6%	31
<b>Total for Entity</b>	<b>\$325</b>		<b>\$31</b>
<b>Shelby Township (Blue Earth)</b>			
Minnesota Association of Townships	350	9.6%	34
<b>Total for Entity</b>	<b>\$350</b>		<b>\$34</b>



**Table 5**  
**2016 Lobbying Expenditures Paid With Association Dues**  
**Listed by Entity**

Name of Entity (County) Association Name	Total Local Government Dues	Proportion of Dues Used for Lobbying	Total Dues Used for Lobbying
<b>Sheldon Township (Houston)</b>			
Minnesota Association of Townships	423	9.6%	41
<b>Total for Entity</b>	<b>\$423</b>		<b>\$41</b>
<b>Shell Lake Township (Becker)</b>			
Minnesota Association of Townships	436	9.6%	42
<b>Total for Entity</b>	<b>\$436</b>		<b>\$42</b>
<b>Shell River Township (Wadena)</b>			
Minnesota Association of Townships	344	9.6%	33
<b>Total for Entity</b>	<b>\$344</b>		<b>\$33</b>
<b>Shell Rock River Watershed District</b>			
Minnesota Association of Watershed Districts	2,836	47.0%	1,333
<b>Total for Entity</b>	<b>\$2,836</b>		<b>\$1,333</b>
<b>Shell Rock Township (Freeborn)</b>			
Minnesota Association of Townships	475	9.6%	46
<b>Total for Entity</b>	<b>\$475</b>		<b>\$46</b>
<b>Shelly Township (Norman)</b>			
Minnesota Association of Townships	306	9.6%	29
<b>Total for Entity</b>	<b>\$306</b>		<b>\$29</b>
<b>Sherburne County</b>			
Association of Minnesota Counties	8,960	15.2%	1,362
Minnesota Inter-County Association	23,562	25.9%	6,103
<b>Total for Entity</b>	<b>\$32,522</b>		<b>\$7,465</b>
<b>Sherburne Soil and Water Conservation District</b>			
Minnesota Association of Soil and Water Conservation Districts	4,678	2.6%	122
<b>Total for Entity</b>	<b>\$4,678</b>		<b>\$122</b>
<b>Sherburne/Wright County Cable Communications Commission</b>			
League of Minnesota Cities	1,842	9.8%	181
<b>Total for Entity</b>	<b>\$1,842</b>		<b>\$181</b>
<b>Sheridan Township (Redwood)</b>			
Minnesota Association of Townships	327	9.6%	31
<b>Total for Entity</b>	<b>\$327</b>		<b>\$31</b>

**Table 5**  
**2016 Lobbying Expenditures Paid With Association Dues**  
**Listed by Entity**

<b>Name of Entity (County)</b> <b>Association Name</b>	<b>Total Local Government Dues</b>	<b>Proportion of Dues Used for Lobbying</b>	<b>Total Dues Used for Lobbying</b>
<b>Sherman Township (Redwood)</b>			
Minnesota Association of Townships	455	9.6%	44
<b>Total for Entity</b>	<b>\$455</b>		<b>\$44</b>
<b>Shetek Area Sewer and Water Commission</b>			
League of Minnesota Cities	1,842	9.8%	181
<b>Total for Entity</b>	<b>\$1,842</b>		<b>\$181</b>
<b>Shetek Township (Murray)</b>			
Minnesota Association of Townships	431	9.6%	41
<b>Total for Entity</b>	<b>\$431</b>		<b>\$41</b>
<b>Shevlin Township (Clearwater)</b>			
Minnesota Association of Townships	486	9.6%	47
<b>Total for Entity</b>	<b>\$486</b>		<b>\$47</b>
<b>Shible Township (Swift)</b>			
Minnesota Association of Townships	307	9.6%	29
<b>Total for Entity</b>	<b>\$307</b>		<b>\$29</b>
<b>Shieldsville Township (Rice)</b>			
Minnesota Association of Townships	780	9.6%	75
<b>Total for Entity</b>	<b>\$780</b>		<b>\$75</b>
<b>Shingobee Township (Cass)</b>			
Minnesota Association of Townships	891	9.6%	86
<b>Total for Entity</b>	<b>\$891</b>		<b>\$86</b>
<b>Shooks Township (Beltrami)</b>			
Minnesota Association of Townships	330	9.6%	32
<b>Total for Entity</b>	<b>\$330</b>		<b>\$32</b>
<b>Shorewood Park Sanitary District</b>			
League of Minnesota Cities	1,842	9.8%	181
<b>Total for Entity</b>	<b>\$1,842</b>		<b>\$181</b>
<b>Shotley Township (Beltrami)</b>			
Minnesota Association of Townships	283	9.6%	27
<b>Total for Entity</b>	<b>\$283</b>		<b>\$27</b>

**Table 5**  
**2016 Lobbying Expenditures Paid With Association Dues**  
**Listed by Entity**

Name of Entity (County) Association Name	Total Local Government Dues	Proportion of Dues Used for Lobbying	Total Dues Used for Lobbying
<b>Sibley County</b>			
Association of Minnesota Counties	37,543	15.2%	5,707
<b>Total for Entity</b>	<b>\$37,543</b>		<b>\$5,707</b>
<b>Sibley Soil and Water Conservation District</b>			
Minnesota Association of Soil and Water Conservation Districts	2,973	2.6%	77
<b>Total for Entity</b>	<b>\$2,973</b>		<b>\$77</b>
<b>Sibley Township (Sibley)</b>			
Minnesota Association of Townships	349	9.6%	34
<b>Total for Entity</b>	<b>\$349</b>		<b>\$34</b>
<b>Sigel Township (Brown)</b>			
Minnesota Association of Townships	444	9.6%	43
<b>Total for Entity</b>	<b>\$444</b>		<b>\$43</b>
<b>Silver Brook Township (Carlton)</b>			
Minnesota Association of Townships	543	9.6%	52
<b>Total for Entity</b>	<b>\$543</b>		<b>\$52</b>
<b>Silver Creek Township (Lake)</b>			
Minnesota Association of Townships	762	9.6%	73
<b>Total for Entity</b>	<b>\$762</b>		<b>\$73</b>
<b>Silver Creek Township (Wright)</b>			
Minnesota Association of Townships	1,188	9.6%	114
<b>Total for Entity</b>	<b>\$1,188</b>		<b>\$114</b>
<b>Silver Lake Township (Martin)</b>			
Minnesota Association of Townships	505	9.6%	48
<b>Total for Entity</b>	<b>\$505</b>		<b>\$48</b>
<b>Silver Leaf Township (Becker)</b>			
Minnesota Association of Townships	520	9.6%	50
<b>Total for Entity</b>	<b>\$520</b>		<b>\$50</b>
<b>Silver Township (Carlton)</b>			
Minnesota Association of Townships	489	9.6%	47
<b>Total for Entity</b>	<b>\$489</b>		<b>\$47</b>

**Table 5**  
**2016 Lobbying Expenditures Paid With Association Dues**  
**Listed by Entity**

Name of Entity (County) Association Name	Total Local Government Dues	Proportion of Dues Used for Lobbying	Total Dues Used for Lobbying
<b>Silverton Township (Pennington)</b>			
Minnesota Association of Townships	330	9.6%	32
<b>Total for Entity</b>	<b>\$330</b>		<b>\$32</b>
<b>Sinclair Township (Clearwater)</b>			
Minnesota Association of Townships	321	9.6%	31
<b>Total for Entity</b>	<b>\$321</b>		<b>\$31</b>
<b>Sinnott Township (Marshall)</b>			
Minnesota Association of Townships	277	9.6%	27
<b>Total for Entity</b>	<b>\$277</b>		<b>\$27</b>
<b>Sioux Agency Township (Yellow Medicine)</b>			
Minnesota Association of Townships	340	9.6%	33
<b>Total for Entity</b>	<b>\$340</b>		<b>\$33</b>
<b>Sioux Valley Township (Jackson)</b>			
Minnesota Association of Townships	330	9.6%	32
<b>Total for Entity</b>	<b>\$330</b>		<b>\$32</b>
<b>Six Mile Grove Township (Swift)</b>			
Minnesota Association of Townships	324	9.6%	31
<b>Total for Entity</b>	<b>\$324</b>		<b>\$31</b>
<b>Skagen Township (Roseau)</b>			
Minnesota Association of Townships	344	9.6%	33
<b>Total for Entity</b>	<b>\$344</b>		<b>\$33</b>
<b>Skandia Township (Murray)</b>			
Minnesota Association of Townships	320	9.6%	31
<b>Total for Entity</b>	<b>\$320</b>		<b>\$31</b>
<b>Skane Township (Kittson)</b>			
Minnesota Association of Townships	285	9.6%	27
<b>Total for Entity</b>	<b>\$285</b>		<b>\$27</b>
<b>Skelton Township (Carlton)</b>			
Minnesota Association of Townships	472	9.6%	45
<b>Total for Entity</b>	<b>\$472</b>		<b>\$45</b>

**Table 5**  
**2016 Lobbying Expenditures Paid With Association Dues**  
**Listed by Entity**

Name of Entity (County) Association Name	Total Local Government Dues	Proportion of Dues Used for Lobbying	Total Dues Used for Lobbying
<b>Skree Township (Clay)</b>			
Minnesota Association of Townships	321	9.6%	31
<b>Total for Entity</b>	<b>\$321</b>		<b>\$31</b>
<b>Slater Township (Cass)</b>			
Minnesota Association of Townships	337	9.6%	32
<b>Total for Entity</b>	<b>\$337</b>		<b>\$32</b>
<b>Slayton Township (Murray)</b>			
Minnesota Association of Townships	432	9.6%	41
<b>Total for Entity</b>	<b>\$432</b>		<b>\$41</b>
<b>Sletten Township (Polk)</b>			
Minnesota Association of Townships	329	9.6%	32
<b>Total for Entity</b>	<b>\$329</b>		<b>\$32</b>
<b>Smiley Township (Pennington)</b>			
Minnesota Association of Townships	532	9.6%	51
<b>Total for Entity</b>	<b>\$532</b>		<b>\$51</b>
<b>Smoky Hollow Township (Cass)</b>			
Minnesota Association of Townships	293	9.6%	28
<b>Total for Entity</b>	<b>\$293</b>		<b>\$28</b>
<b>Sodus Township (Lyon)</b>			
Minnesota Association of Townships	429	9.6%	41
<b>Total for Entity</b>	<b>\$429</b>		<b>\$41</b>
<b>Solem Township (Douglas)</b>			
Minnesota Association of Townships	340	9.6%	33
<b>Total for Entity</b>	<b>\$340</b>		<b>\$33</b>
<b>Soler Township (Roseau)</b>			
Minnesota Association of Townships	303	9.6%	29
<b>Total for Entity</b>	<b>\$303</b>		<b>\$29</b>
<b>Solway Township (Saint Louis)</b>			
Minnesota Association of Townships	1,035	9.6%	99
<b>Total for Entity</b>	<b>\$1,035</b>		<b>\$99</b>

**Table 5**  
**2016 Lobbying Expenditures Paid With Association Dues**  
**Listed by Entity**

<b>Name of Entity (County)</b> <b>Association Name</b>	<b>Total Local Government Dues</b>	<b>Proportion of Dues Used for Lobbying</b>	<b>Total Dues Used for Lobbying</b>
<b>Somerset Township (Steele)</b>			
Minnesota Association of Townships	570	9.6%	55
<b>Total for Entity</b>	<b>\$570</b>		<b>\$55</b>
<b>South Bend Township (Blue Earth)</b>			
Minnesota Association of Townships	937	9.6%	90
<b>Total for Entity</b>	<b>\$937</b>		<b>\$90</b>
<b>South Branch Township (Watonwan)</b>			
Minnesota Association of Townships	427	9.6%	41
<b>Total for Entity</b>	<b>\$427</b>		<b>\$41</b>
<b>South Central Service Cooperative</b>			
Minnesota Rural Education Association	1,600	42.7%	683
<b>Total for Entity</b>	<b>\$1,600</b>		<b>\$683</b>
<b>South Fork Township (Kanabec)</b>			
Minnesota Association of Townships	591	9.6%	57
<b>Total for Entity</b>	<b>\$591</b>		<b>\$57</b>
<b>South Harbor Township (Mille Lacs)</b>			
Minnesota Association of Townships	589	9.6%	57
<b>Total for Entity</b>	<b>\$589</b>		<b>\$57</b>
<b>South Red River Township (Kittson)</b>			
Minnesota Association of Townships	277	9.6%	27
<b>Total for Entity</b>	<b>\$277</b>		<b>\$27</b>
<b>South Saint Louis Soil and Water Conservation District</b>			
Minnesota Association of Soil and Water Conservation Districts	3,178	2.6%	83
<b>Total for Entity</b>	<b>\$3,178</b>		<b>\$83</b>
<b>South Washington Watershed District</b>			
League of Minnesota Cities	1,842	9.8%	181
Minnesota Association of Watershed Districts	4,000	47.0%	1,880
<b>Total for Entity</b>	<b>\$5,842</b>		<b>\$2,061</b>
<b>Southbrook Township (Cottonwood)</b>			
Minnesota Association of Townships	296	9.6%	28
<b>Total for Entity</b>	<b>\$296</b>		<b>\$28</b>

**Table 5**  
**2016 Lobbying Expenditures Paid With Association Dues**  
**Listed by Entity**

<b>Name of Entity (County)</b> <b>Association Name</b>	<b>Total Local Government Dues</b>	<b>Proportion of Dues Used for Lobbying</b>	<b>Total Dues Used for Lobbying</b>
<b>Southeast Service Cooperative</b>			
Minnesota Rural Education Association	1,200	42.7%	512
<b>Total for Entity</b>	<b>\$1,200</b>		<b>\$512</b>
<b>Southern Special Education Cooperative - # 915</b>			
Minnesota Rural Education Association	200	42.7%	85
<b>Total for Entity</b>	<b>\$200</b>		<b>\$85</b>
<b>Southside Township (Wright)</b>			
Minnesota Association of Townships	904	9.6%	87
<b>Total for Entity</b>	<b>\$904</b>		<b>\$87</b>
<b>Southwest - West Central Service Cooperative</b>			
Minnesota Rural Education Association	1,600	42.7%	683
<b>Total for Entity</b>	<b>\$1,600</b>		<b>\$683</b>
<b>SouthWest Metro Educational Cooperative</b>			
Minnesota Rural Education Association	600	42.7%	256
Schools for Equity in Education	702	86.8%	609
<b>Total for Entity</b>	<b>\$1,302</b>		<b>\$865</b>
<b>Southwest Metro Transit Commission</b>			
Suburban Transit Association	16,853	99.8%	16,819
<b>Total for Entity</b>	<b>\$16,853</b>		<b>\$16,819</b>
<b>Southwest Regional Development Commission</b>			
Greater Minnesota Partnership	1,000	71.2%	712
<b>Total for Entity</b>	<b>\$1,000</b>		<b>\$712</b>
<b>Spalding Township (Aitkin)</b>			
Minnesota Association of Townships	437	9.6%	42
<b>Total for Entity</b>	<b>\$437</b>		<b>\$42</b>
<b>Spang Township (Itasca)</b>			
Minnesota Association of Townships	425	9.6%	41
<b>Total for Entity</b>	<b>\$425</b>		<b>\$41</b>
<b>Sparta Township (Chippewa)</b>			
Minnesota Association of Townships	569	9.6%	55
<b>Total for Entity</b>	<b>\$569</b>		<b>\$55</b>

**Table 5**  
**2016 Lobbying Expenditures Paid With Association Dues**  
**Listed by Entity**

<b>Name of Entity (County)</b> <b>Association Name</b>	<b>Total Local Government Dues</b>	<b>Proportion of Dues Used for Lobbying</b>	<b>Total Dues Used for Lobbying</b>
<b>Spencer Brook Township (Isanti)</b>			
Minnesota Association of Townships	919	9.6%	88
<b>Total for Entity</b>	<b>\$919</b>		<b>\$88</b>
<b>Spencer Township (Aitkin)</b>			
Minnesota Association of Townships	498	9.6%	48
<b>Total for Entity</b>	<b>\$498</b>		<b>\$48</b>
<b>Spirit Mountain</b>			
League of Minnesota Cities	1,842	9.8%	181
<b>Total for Entity</b>	<b>\$1,842</b>		<b>\$181</b>
<b>Split Rock Township (Carlton)</b>			
Minnesota Association of Townships	326	9.6%	31
<b>Total for Entity</b>	<b>\$326</b>		<b>\$31</b>
<b>Splithand Township (Itasca)</b>			
Minnesota Association of Townships	420	9.6%	40
<b>Total for Entity</b>	<b>\$420</b>		<b>\$40</b>
<b>Spring Brook Township (Kittson)</b>			
Minnesota Association of Townships	284	9.6%	27
<b>Total for Entity</b>	<b>\$284</b>		<b>\$27</b>
<b>Spring Creek Township (Becker)</b>			
Minnesota Association of Townships	307	9.6%	29
<b>Total for Entity</b>	<b>\$307</b>		<b>\$29</b>
<b>Spring Creek Township (Norman)</b>			
Minnesota Association of Townships	294	9.6%	28
<b>Total for Entity</b>	<b>\$294</b>		<b>\$28</b>
<b>Spring Grove Township (Houston)</b>			
Minnesota Association of Townships	464	9.6%	45
<b>Total for Entity</b>	<b>\$464</b>		<b>\$45</b>
<b>Spring Hill Township (Stearns)</b>			
Minnesota Association of Townships	458	9.6%	44
<b>Total for Entity</b>	<b>\$458</b>		<b>\$44</b>



**Table 5**  
**2016 Lobbying Expenditures Paid With Association Dues**  
**Listed by Entity**

<b>Name of Entity (County)</b> <b>Association Name</b>	<b>Total Local Government Dues</b>	<b>Proportion of Dues Used for Lobbying</b>	<b>Total Dues Used for Lobbying</b>
<b>Spring Lake Township (Scott)</b>			
Minnesota Association of Townships	1,622	9.6%	156
<b>Total for Entity</b>	<b>\$1,622</b>		<b>\$156</b>
<b>Spring Prairie Township (Clay)</b>			
Minnesota Association of Townships	456	9.6%	44
<b>Total for Entity</b>	<b>\$456</b>		<b>\$44</b>
<b>Spring Valley Township (Fillmore)</b>			
Minnesota Association of Townships	502	9.6%	48
<b>Total for Entity</b>	<b>\$502</b>		<b>\$48</b>
<b>Springdale Township (Redwood)</b>			
Minnesota Association of Townships	334	9.6%	32
<b>Total for Entity</b>	<b>\$334</b>		<b>\$32</b>
<b>Springfield Township (Cottonwood)</b>			
Minnesota Association of Townships	309	9.6%	30
<b>Total for Entity</b>	<b>\$309</b>		<b>\$30</b>
<b>Springsteel Island Sewer District</b>			
League of Minnesota Cities	1,842	9.8%	181
<b>Total for Entity</b>	<b>\$1,842</b>		<b>\$181</b>
<b>Springvale Township (Isanti)</b>			
Minnesota Association of Townships	881	9.6%	85
<b>Total for Entity</b>	<b>\$881</b>		<b>\$85</b>
<b>Springwater Township (Rock)</b>			
Minnesota Association of Townships	422	9.6%	41
<b>Total for Entity</b>	<b>\$422</b>		<b>\$41</b>
<b>Spruce Grove Township (Becker)</b>			
Minnesota Association of Townships	473	9.6%	45
<b>Total for Entity</b>	<b>\$473</b>		<b>\$45</b>
<b>Spruce Grove Township (Beltrami)</b>			
Minnesota Association of Townships	290	9.6%	28
<b>Total for Entity</b>	<b>\$290</b>		<b>\$28</b>

**Table 5**  
**2016 Lobbying Expenditures Paid With Association Dues**  
**Listed by Entity**

<b>Name of Entity (County)</b> <b>Association Name</b>	<b>Total Local Government Dues</b>	<b>Proportion of Dues Used for Lobbying</b>	<b>Total Dues Used for Lobbying</b>
<b>Spruce Hill Township (Douglas)</b>			
Minnesota Association of Townships	480	9.6%	46
<b>Total for Entity</b>	<b>\$480</b>		<b>\$46</b>
<b>Spruce Township (Roseau)</b>			
Minnesota Association of Townships	521	9.6%	50
<b>Total for Entity</b>	<b>\$521</b>		<b>\$50</b>
<b>Spruce Valley Township (Marshall)</b>			
Minnesota Association of Townships	347	9.6%	33
<b>Total for Entity</b>	<b>\$347</b>		<b>\$33</b>
<b>Stafford Township (Roseau)</b>			
Minnesota Association of Townships	430	9.6%	41
<b>Total for Entity</b>	<b>\$430</b>		<b>\$41</b>
<b>Stanchfield Township (Isanti)</b>			
Minnesota Association of Townships	804	9.6%	77
<b>Total for Entity</b>	<b>\$804</b>		<b>\$77</b>
<b>Stanford Township (Isanti)</b>			
Minnesota Association of Townships	1,143	9.6%	110
<b>Total for Entity</b>	<b>\$1,143</b>		<b>\$110</b>
<b>Stanley Township (Lyon)</b>			
Minnesota Association of Townships	344	9.6%	33
<b>Total for Entity</b>	<b>\$344</b>		<b>\$33</b>
<b>Stanton Township (Goodhue)</b>			
Minnesota Association of Townships	769	9.6%	74
<b>Total for Entity</b>	<b>\$769</b>		<b>\$74</b>
<b>Staples Township (Todd)</b>			
Minnesota Association of Townships	531	9.6%	51
<b>Total for Entity</b>	<b>\$531</b>		<b>\$51</b>
<b>Star Lake Township (Otter Tail)</b>			
Minnesota Association of Townships	475	9.6%	46
<b>Total for Entity</b>	<b>\$475</b>		<b>\$46</b>

**Table 5**  
**2016 Lobbying Expenditures Paid With Association Dues**  
**Listed by Entity**

Name of Entity (County) Association Name	Total Local Government Dues	Proportion of Dues Used for Lobbying	Total Dues Used for Lobbying
<b>Star Township (Pennington)</b>			
Minnesota Association of Townships	307	9.6%	29
<b>Total for Entity</b>	<b>\$307</b>		<b>\$29</b>
<b>Stark Township (Brown)</b>			
Minnesota Association of Townships	449	9.6%	43
<b>Total for Entity</b>	<b>\$449</b>		<b>\$43</b>
<b>Stately Township (Brown)</b>			
Minnesota Association of Townships	321	9.6%	31
<b>Total for Entity</b>	<b>\$321</b>		<b>\$31</b>
<b>Steamboat River Township (Hubbard)</b>			
Minnesota Association of Townships	309	9.6%	30
<b>Total for Entity</b>	<b>\$309</b>		<b>\$30</b>
<b>Stearns County</b>			
Association of Minnesota Counties	31,272	15.2%	4,753
Greater Minnesota Parks and Trails	450	50.6%	228
Minnesota Inter-County Association	39,603	25.9%	10,257
<b>Total for Entity</b>	<b>\$71,325</b>		<b>\$15,238</b>
<b>Stearns Soil and Water Conservation District</b>			
Minnesota Association of Soil and Water Conservation Districts	4,678	2.6%	122
<b>Total for Entity</b>	<b>\$4,678</b>		<b>\$122</b>
<b>Steele County</b>			
Association of Minnesota Counties	14,292	15.2%	2,172
Highway 14 Partnership	2,500	82.7%	2,068
<b>Total for Entity</b>	<b>\$16,792</b>		<b>\$4,240</b>
<b>Steele County Soil and Water Conservation District</b>			
Minnesota Association of Soil and Water Conservation Districts	3,743	2.6%	97
<b>Total for Entity</b>	<b>\$3,743</b>		<b>\$97</b>
<b>Steenerson Township (Beltrami)</b>			
Minnesota Association of Townships	276	9.6%	26
<b>Total for Entity</b>	<b>\$276</b>		<b>\$26</b>

**Table 5**  
**2016 Lobbying Expenditures Paid With Association Dues**  
**Listed by Entity**

<b>Name of Entity (County)</b> <b>Association Name</b>	<b>Total Local Government Dues</b>	<b>Proportion of Dues Used for Lobbying</b>	<b>Total Dues Used for Lobbying</b>
<b>Sterling Township (Blue Earth)</b>			
Minnesota Association of Townships	429	9.6%	41
<b>Total for Entity</b>	<b>\$429</b>		<b>\$41</b>
<b>Stevens County</b>			
Association of Minnesota Counties	6,517	15.2%	991
Minnesota Rural Counties Caucus	2,100	50.0%	1,050
<b>Total for Entity</b>	<b>\$8,617</b>		<b>\$2,041</b>
<b>Stevens Soil and Water Conservation District</b>			
Minnesota Association of Soil and Water Conservation Districts	2,620	2.6%	68
<b>Total for Entity</b>	<b>\$2,620</b>		<b>\$68</b>
<b>Stevens Township (Stevens)</b>			
Minnesota Association of Townships	296	9.6%	28
<b>Total for Entity</b>	<b>\$296</b>		<b>\$28</b>
<b>Stillwater Township (Washington)</b>			
League of Minnesota Cities	2,193	9.8%	215
Minnesota Association of Townships	1,182	9.6%	113
<b>Total for Entity</b>	<b>\$3,375</b>		<b>\$328</b>
<b>Stockholm Township (Wright)</b>			
Minnesota Association of Townships	657	9.6%	63
<b>Total for Entity</b>	<b>\$657</b>		<b>\$63</b>
<b>Stokes Township (Itasca)</b>			
Minnesota Association of Townships	343	9.6%	33
<b>Total for Entity</b>	<b>\$343</b>		<b>\$33</b>
<b>Stokes Township (Roseau)</b>			
Minnesota Association of Townships	337	9.6%	32
<b>Total for Entity</b>	<b>\$337</b>		<b>\$32</b>
<b>Stoneham Township (Chippewa)</b>			
Minnesota Association of Townships	346	9.6%	33
<b>Total for Entity</b>	<b>\$346</b>		<b>\$33</b>

**Table 5**  
**2016 Lobbying Expenditures Paid With Association Dues**  
**Listed by Entity**

<b>Name of Entity (County)</b> <b>Association Name</b>	<b>Total Local Government Dues</b>	<b>Proportion of Dues Used for Lobbying</b>	<b>Total Dues Used for Lobbying</b>
<b>Stoney Brook Township (Saint Louis)</b>			
Minnesota Association of Townships	444	9.6%	43
<b>Total for Entity</b>	<b>\$444</b>		<b>\$43</b>
<b>Stoney Brook Township (Grant)</b>			
Minnesota Association of Townships	314	9.6%	30
<b>Total for Entity</b>	<b>\$314</b>		<b>\$30</b>
<b>Stony River Township (Lake)</b>			
Minnesota Association of Townships	325	9.6%	31
<b>Total for Entity</b>	<b>\$325</b>		<b>\$31</b>
<b>Stony Run Township (Yellow Medicine)</b>			
Minnesota Association of Townships	474	9.6%	46
<b>Total for Entity</b>	<b>\$474</b>		<b>\$46</b>
<b>Storden Township (Cottonwood)</b>			
Minnesota Association of Townships	321	9.6%	31
<b>Total for Entity</b>	<b>\$321</b>		<b>\$31</b>
<b>Stowe Prairie Township (Todd)</b>			
Minnesota Association of Townships	477	9.6%	46
<b>Total for Entity</b>	<b>\$477</b>		<b>\$46</b>
<b>Straight River Township (Hubbard)</b>			
Minnesota Association of Townships	572	9.6%	55
<b>Total for Entity</b>	<b>\$572</b>		<b>\$55</b>
<b>Strand Township (Norman)</b>			
Minnesota Association of Townships	303	9.6%	29
<b>Total for Entity</b>	<b>\$303</b>		<b>\$29</b>
<b>Sturgeon Lake Township (Pine)</b>			
Minnesota Association of Townships	498	9.6%	48
<b>Total for Entity</b>	<b>\$498</b>		<b>\$48</b>
<b>Sturgeon Township (Saint Louis)</b>			
Minnesota Association of Townships	314	9.6%	30
<b>Total for Entity</b>	<b>\$314</b>		<b>\$30</b>

**Table 5**  
**2016 Lobbying Expenditures Paid With Association Dues**  
**Listed by Entity**

<b>Name of Entity (County)</b> <b>Association Name</b>	<b>Total Local Government Dues</b>	<b>Proportion of Dues Used for Lobbying</b>	<b>Total Dues Used for Lobbying</b>
<b>Sugar Bush Township (Becker)</b>			
Minnesota Association of Townships	500	9.6%	48
<b>Total for Entity</b>	<b>\$500</b>		<b>\$48</b>
<b>Sugar Bush Township (Beltrami)</b>			
Minnesota Association of Townships	347	9.6%	33
<b>Total for Entity</b>	<b>\$347</b>		<b>\$33</b>
<b>Sullivan Township (Polk)</b>			
Minnesota Association of Townships	323	9.6%	31
<b>Total for Entity</b>	<b>\$323</b>		<b>\$31</b>
<b>Summit Lake Township (Nobles)</b>			
Minnesota Association of Townships	447	9.6%	43
<b>Total for Entity</b>	<b>\$447</b>		<b>\$43</b>
<b>Summit Township (Beltrami)</b>			
Minnesota Association of Townships	421	9.6%	40
<b>Total for Entity</b>	<b>\$421</b>		<b>\$40</b>
<b>Summit Township (Steele)</b>			
Minnesota Association of Townships	485	9.6%	47
<b>Total for Entity</b>	<b>\$485</b>		<b>\$47</b>
<b>Sumner Township (Fillmore)</b>			
Minnesota Association of Townships	488	9.6%	47
<b>Total for Entity</b>	<b>\$488</b>		<b>\$47</b>
<b>Sumter Township (McLeod)</b>			
Minnesota Association of Townships	502	9.6%	48
<b>Total for Entity</b>	<b>\$502</b>		<b>\$48</b>
<b>Sundal Township (Norman)</b>			
Minnesota Association of Townships	322	9.6%	31
<b>Total for Entity</b>	<b>\$322</b>		<b>\$31</b>
<b>Sundown Township (Redwood)</b>			
Minnesota Association of Townships	324	9.6%	31
<b>Total for Entity</b>	<b>\$324</b>		<b>\$31</b>

**Table 5**  
**2016 Lobbying Expenditures Paid With Association Dues**  
**Listed by Entity**

<b>Name of Entity (County)</b> <b>Association Name</b>	<b>Total Local Government Dues</b>	<b>Proportion of Dues Used for Lobbying</b>	<b>Total Dues Used for Lobbying</b>
<b>Sunnyside Township (Wilkin)</b>			
Minnesota Association of Townships	312	9.6%	30
<b>Total for Entity</b>	<b>\$312</b>		<b>\$30</b>
<b>Sunrise Township (Chisago)</b>			
Minnesota Association of Townships	1,045	9.6%	100
<b>Total for Entity</b>	<b>\$1,045</b>		<b>\$100</b>
<b>Svea Township (Kittson)</b>			
Minnesota Association of Townships	285	9.6%	27
<b>Total for Entity</b>	<b>\$285</b>		<b>\$27</b>
<b>Sverdrup Township (Otter Tail)</b>			
Minnesota Association of Townships	538	9.6%	52
<b>Total for Entity</b>	<b>\$538</b>		<b>\$52</b>
<b>Swan Lake Township (Stevens)</b>			
Minnesota Association of Townships	320	9.6%	31
<b>Total for Entity</b>	<b>\$320</b>		<b>\$31</b>
<b>Swan River Township (Morrison)</b>			
Minnesota Association of Townships	581	9.6%	56
<b>Total for Entity</b>	<b>\$581</b>		<b>\$56</b>
<b>Swanville Township (Morrison)</b>			
Minnesota Association of Townships	508	9.6%	49
<b>Total for Entity</b>	<b>\$508</b>		<b>\$49</b>
<b>Swede Grove Township (Meeker)</b>			
Minnesota Association of Townships	468	9.6%	45
<b>Total for Entity</b>	<b>\$468</b>		<b>\$45</b>
<b>Swede Prairie Township (Yellow Medicine)</b>			
Minnesota Association of Townships	325	9.6%	31
<b>Total for Entity</b>	<b>\$325</b>		<b>\$31</b>
<b>Swedes Forest Township (Redwood)</b>			
Minnesota Association of Townships	306	9.6%	29
<b>Total for Entity</b>	<b>\$306</b>		<b>\$29</b>

**Table 5**  
**2016 Lobbying Expenditures Paid With Association Dues**  
**Listed by Entity**

<b>Name of Entity (County)</b> <b>Association Name</b>	<b>Total Local Government Dues</b>	<b>Proportion of Dues Used for Lobbying</b>	<b>Total Dues Used for Lobbying</b>
<b>Sweet Township (Pipestone)</b>			
Minnesota Association of Townships	442	9.6%	42
<b>Total for Entity</b>	<b>\$442</b>		<b>\$42</b>
<b>Swenoda Township (Swift)</b>			
Minnesota Association of Townships	310	9.6%	30
<b>Total for Entity</b>	<b>\$310</b>		<b>\$30</b>
<b>Swift County</b>			
Association of Minnesota Counties	7,338	15.2%	1,115
<b>Total for Entity</b>	<b>\$7,338</b>		<b>\$1,115</b>
<b>Swift Soil and Water Conservation District</b>			
Minnesota Association of Soil and Water Conservation Districts	2,738	2.6%	71
<b>Total for Entity</b>	<b>\$2,738</b>		<b>\$71</b>
<b>Sylvan Township (Cass)</b>			
Minnesota Association of Townships	1,309	9.6%	126
<b>Total for Entity</b>	<b>\$1,309</b>		<b>\$126</b>
<b>Synnes Township (Stevens)</b>			
Minnesota Association of Townships	306	9.6%	29
<b>Total for Entity</b>	<b>\$306</b>		<b>\$29</b>
<b>Tabor Township (Polk)</b>			
Minnesota Association of Townships	304	9.6%	29
<b>Total for Entity</b>	<b>\$304</b>		<b>\$29</b>
<b>Tamarac Township (Marshall)</b>			
Minnesota Association of Townships	293	9.6%	28
<b>Total for Entity</b>	<b>\$293</b>		<b>\$28</b>
<b>Tanberg Township (Wilkin)</b>			
Minnesota Association of Townships	291	9.6%	28
<b>Total for Entity</b>	<b>\$291</b>		<b>\$28</b>
<b>Tansem Township (Clay)</b>			
Minnesota Association of Townships	424	9.6%	41
<b>Total for Entity</b>	<b>\$424</b>		<b>\$41</b>



**Table 5**  
**2016 Lobbying Expenditures Paid With Association Dues**  
**Listed by Entity**

Name of Entity (County) Association Name	Total Local Government Dues	Proportion of Dues Used for Lobbying	Total Dues Used for Lobbying
<b>Tara Township (Swift)</b>			
Minnesota Association of Townships	296	9.6%	28
<b>Total for Entity</b>	<b>\$296</b>		<b>\$28</b>
<b>Tara Township (Traverse)</b>			
Minnesota Association of Townships	296	9.6%	28
<b>Total for Entity</b>	<b>\$296</b>		<b>\$28</b>
<b>Taylor Township (Beltrami)</b>			
Minnesota Association of Townships	303	9.6%	29
<b>Total for Entity</b>	<b>\$303</b>		<b>\$29</b>
<b>Taylor Township (Traverse)</b>			
Minnesota Association of Townships	302	9.6%	29
<b>Total for Entity</b>	<b>\$302</b>		<b>\$29</b>
<b>Technology and Information Educational Services</b>			
Association of Metropolitan School Districts, Inc.	3,500	72.1%	2,524
<b>Total for Entity</b>	<b>\$3,500</b>		<b>\$2,524</b>
<b>Tegner Township (Kittson)</b>			
Minnesota Association of Townships	284	9.6%	27
<b>Total for Entity</b>	<b>\$284</b>		<b>\$27</b>
<b>Teien Township (Kittson)</b>			
Minnesota Association of Townships	291	9.6%	28
<b>Total for Entity</b>	<b>\$291</b>		<b>\$28</b>
<b>Ten Lake Township (Beltrami)</b>			
Minnesota Association of Townships	749	9.6%	72
<b>Total for Entity</b>	<b>\$749</b>		<b>\$72</b>
<b>Ten Mile Lake Township (Lac qui Parle)</b>			
Minnesota Association of Townships	316	9.6%	30
<b>Total for Entity</b>	<b>\$316</b>		<b>\$30</b>
<b>Tenhassen Township (Martin)</b>			
Minnesota Association of Townships	421	9.6%	40
<b>Total for Entity</b>	<b>\$421</b>		<b>\$40</b>

**Table 5**  
**2016 Lobbying Expenditures Paid With Association Dues**  
**Listed by Entity**

<b>Name of Entity (County)</b> <b>Association Name</b>	<b>Total Local Government Dues</b>	<b>Proportion of Dues Used for Lobbying</b>	<b>Total Dues Used for Lobbying</b>
<b>Terrebonne Township (Red Lake)</b>			
Minnesota Association of Townships	318	9.6%	31
<b>Total for Entity</b>	<b>\$318</b>		<b>\$31</b>
<b>Thief Lake Township (Marshall)</b>			
Minnesota Association of Townships	282	9.6%	27
<b>Total for Entity</b>	<b>\$282</b>		<b>\$27</b>
<b>Third River Township (Itasca)</b>			
Minnesota Association of Townships	286	9.6%	27
<b>Total for Entity</b>	<b>\$286</b>		<b>\$27</b>
<b>Thomastown Township (Wadena)</b>			
Minnesota Association of Townships	602	9.6%	58
<b>Total for Entity</b>	<b>\$602</b>		<b>\$58</b>
<b>Thompson Township (Kittson)</b>			
Minnesota Association of Townships	316	9.6%	30
<b>Total for Entity</b>	<b>\$316</b>		<b>\$30</b>
<b>Thomson Township (Carlton)</b>			
League of Minnesota Cities	5,452	9.8%	534
Minnesota Association of Townships	2,028	9.6%	195
<b>Total for Entity</b>	<b>\$7,480</b>		<b>\$729</b>
<b>Thorpe Township (Hubbard)</b>			
Minnesota Association of Townships	286	9.6%	27
<b>Total for Entity</b>	<b>\$286</b>		<b>\$27</b>
<b>Three Lakes Township (Redwood)</b>			
Minnesota Association of Townships	325	9.6%	31
<b>Total for Entity</b>	<b>\$325</b>		<b>\$31</b>
<b>Three Rivers Park District</b>			
League of Minnesota Cities	1,842	9.8%	181
<b>Total for Entity</b>	<b>\$1,842</b>		<b>\$181</b>
<b>Thunder Lake Township (Cass)</b>			
Minnesota Association of Townships	426	9.6%	41
<b>Total for Entity</b>	<b>\$426</b>		<b>\$41</b>

**Table 5**  
**2016 Lobbying Expenditures Paid With Association Dues**  
**Listed by Entity**

<b>Name of Entity (County)</b> <b>Association Name</b>	<b>Total Local Government Dues</b>	<b>Proportion of Dues Used for Lobbying</b>	<b>Total Dues Used for Lobbying</b>
<b>Timothy Township (Crow Wing)</b>			
Minnesota Association of Townships	320	9.6%	31
<b>Total for Entity</b>	<b>\$320</b>		<b>\$31</b>
<b>Tintah Township (Traverse)</b>			
Minnesota Association of Townships	281	9.6%	27
<b>Total for Entity</b>	<b>\$281</b>		<b>\$27</b>
<b>Toad Lake Township (Becker)</b>			
Minnesota Association of Townships	513	9.6%	49
<b>Total for Entity</b>	<b>\$513</b>		<b>\$49</b>
<b>Todd County</b>			
Association of Minnesota Counties	10,963	15.2%	1,666
Minnesota Rural Counties Caucus	2,100	50.0%	1,050
<b>Total for Entity</b>	<b>\$13,063</b>		<b>\$2,716</b>
<b>Todd Soil and Water Conservation District</b>			
Minnesota Association of Soil and Water Conservation Districts	3,262	2.6%	85
<b>Total for Entity</b>	<b>\$3,262</b>		<b>\$85</b>
<b>Todd Township (Hubbard)</b>			
Minnesota Association of Townships	852	9.6%	82
<b>Total for Entity</b>	<b>\$852</b>		<b>\$82</b>
<b>Tofte Township (Cook)</b>			
Minnesota Association of Townships	350	9.6%	34
<b>Total for Entity</b>	<b>\$350</b>		<b>\$34</b>
<b>Toivola Township (Saint Louis)</b>			
Minnesota Association of Townships	326	9.6%	31
<b>Total for Entity</b>	<b>\$326</b>		<b>\$31</b>
<b>Toqua Township (Big Stone)</b>			
Minnesota Association of Townships	286	9.6%	27
<b>Total for Entity</b>	<b>\$286</b>		<b>\$27</b>
<b>Tordenskjold Township (Otter Tail)</b>			
Minnesota Association of Townships	512	9.6%	49
<b>Total for Entity</b>	<b>\$512</b>		<b>\$49</b>

**Table 5**  
**2016 Lobbying Expenditures Paid With Association Dues**  
**Listed by Entity**

Name of Entity (County) Association Name	Total Local Government Dues	Proportion of Dues Used for Lobbying	Total Dues Used for Lobbying
<b>Torning Township (Swift)</b>			
Minnesota Association of Townships	474	9.6%	46
<b>Total for Entity</b>	<b>\$474</b>		<b>\$46</b>
<b>Torrey Township (Cass)</b>			
Minnesota Association of Townships	320	9.6%	31
<b>Total for Entity</b>	<b>\$320</b>		<b>\$31</b>
<b>Transit Township (Sibley)</b>			
Minnesota Association of Townships	424	9.6%	41
<b>Total for Entity</b>	<b>\$424</b>		<b>\$41</b>
<b>Traverse County</b>			
Association of Minnesota Counties	3,482	15.2%	529
Minnesota Rural Counties Caucus	2,100	50.0%	1,050
<b>Total for Entity</b>	<b>\$5,582</b>		<b>\$1,579</b>
<b>Traverse Soil and Water Conservation District</b>			
Minnesota Association of Soil and Water Conservation Districts	2,253	2.6%	59
<b>Total for Entity</b>	<b>\$2,253</b>		<b>\$59</b>
<b>Traverse Township (Nicollet)</b>			
Minnesota Association of Townships	448	9.6%	43
<b>Total for Entity</b>	<b>\$448</b>		<b>\$43</b>
<b>Trelipe Township (Cass)</b>			
Minnesota Association of Townships	314	9.6%	30
<b>Total for Entity</b>	<b>\$314</b>		<b>\$30</b>
<b>Trondhjem Township (Otter Tail)</b>			
Minnesota Association of Townships	333	9.6%	32
<b>Total for Entity</b>	<b>\$333</b>		<b>\$32</b>
<b>Trout Lake Township (Itasca)</b>			
Minnesota Association of Townships	764	9.6%	73
<b>Total for Entity</b>	<b>\$764</b>		<b>\$73</b>
<b>Troy Township (Pipestone)</b>			
Minnesota Association of Townships	430	9.6%	41
<b>Total for Entity</b>	<b>\$430</b>		<b>\$41</b>

**Table 5**  
**2016 Lobbying Expenditures Paid With Association Dues**  
**Listed by Entity**

Name of Entity (County) Association Name	Total Local Government Dues	Proportion of Dues Used for Lobbying	Total Dues Used for Lobbying
<b>Troy Township (Renville)</b>			
Minnesota Association of Townships	425	9.6%	41
<b>Total for Entity</b>	<b>\$425</b>		<b>\$41</b>
<b>Tumuli Township (Otter Tail)</b>			
Minnesota Association of Townships	480	9.6%	46
<b>Total for Entity</b>	<b>\$480</b>		<b>\$46</b>
<b>Tunsberg Township (Chippewa)</b>			
Minnesota Association of Townships	333	9.6%	32
<b>Total for Entity</b>	<b>\$333</b>		<b>\$32</b>
<b>Turner Township (Aitkin)</b>			
Minnesota Association of Townships	337	9.6%	32
<b>Total for Entity</b>	<b>\$337</b>		<b>\$32</b>
<b>Turtle Creek Township (Todd)</b>			
Minnesota Association of Townships	428	9.6%	41
<b>Total for Entity</b>	<b>\$428</b>		<b>\$41</b>
<b>Turtle Lake Township (Beltrami)</b>			
Minnesota Association of Townships	796	9.6%	76
<b>Total for Entity</b>	<b>\$796</b>		<b>\$76</b>
<b>Turtle Lake Township (Cass)</b>			
Minnesota Association of Townships	553	9.6%	53
<b>Total for Entity</b>	<b>\$553</b>		<b>\$53</b>
<b>Turtle River Township (Beltrami)</b>			
Minnesota Association of Townships	767	9.6%	74
<b>Total for Entity</b>	<b>\$767</b>		<b>\$74</b>
<b>Twin Lakes Township (Carlton)</b>			
Minnesota Association of Townships	1,080	9.6%	104
<b>Total for Entity</b>	<b>\$1,080</b>		<b>\$104</b>
<b>Twin Lakes Township (Mahnommen)</b>			
Minnesota Association of Townships	605	9.6%	58
<b>Total for Entity</b>	<b>\$605</b>		<b>\$58</b>

**Table 5**  
**2016 Lobbying Expenditures Paid With Association Dues**  
**Listed by Entity**

Name of Entity (County) Association Name	Total Local Government Dues	Proportion of Dues Used for Lobbying	Total Dues Used for Lobbying
<b>Two Inlets Township (Becker)</b>			
Minnesota Association of Townships	341	9.6%	33
<b>Total for Entity</b>	<b>\$341</b>		<b>\$33</b>
<b>Two Rivers Township (Morrison)</b>			
Minnesota Association of Townships	558	9.6%	54
<b>Total for Entity</b>	<b>\$558</b>		<b>\$54</b>
<b>Two Rivers Watershed District</b>			
Minnesota Association of Watershed Districts	1,902	47.0%	894
<b>Total for Entity</b>	<b>\$1,902</b>		<b>\$894</b>
<b>Tyro Township (Yellow Medicine)</b>			
Minnesota Association of Townships	328	9.6%	31
<b>Total for Entity</b>	<b>\$328</b>		<b>\$31</b>
<b>Tyrone Township (Le Sueur)</b>			
Minnesota Association of Townships	517	9.6%	50
<b>Total for Entity</b>	<b>\$517</b>		<b>\$50</b>
<b>Udolpho Township (Mower)</b>			
Minnesota Association of Townships	484	9.6%	46
<b>Total for Entity</b>	<b>\$484</b>		<b>\$46</b>
<b>Ulen Township (Clay)</b>			
Minnesota Association of Townships	325	9.6%	31
<b>Total for Entity</b>	<b>\$325</b>		<b>\$31</b>
<b>Underwood Township (Redwood)</b>			
Minnesota Association of Townships	334	9.6%	32
<b>Total for Entity</b>	<b>\$334</b>		<b>\$32</b>
<b>Union Grove Township (Meeker)</b>			
Minnesota Association of Townships	545	9.6%	52
<b>Total for Entity</b>	<b>\$545</b>		<b>\$52</b>
<b>Union Township (Houston)</b>			
Minnesota Association of Townships	460	9.6%	44
<b>Total for Entity</b>	<b>\$460</b>		<b>\$44</b>

**Table 5**  
**2016 Lobbying Expenditures Paid With Association Dues**  
**Listed by Entity**

<b>Name of Entity (County)</b> <b>Association Name</b>	<b>Total Local Government Dues</b>	<b>Proportion of Dues Used for Lobbying</b>	<b>Total Dues Used for Lobbying</b>
<b>Upper Minnesota River Watershed District</b>			
League of Minnesota Cities	1,842	9.8%	181
Minnesota Association of Watershed Districts	1,897	47.0%	892
<b>Total for Entity</b>	<b>\$3,739</b>		<b>\$1,073</b>
<b>Urness Township (Douglas)</b>			
Minnesota Association of Townships	350	9.6%	34
<b>Total for Entity</b>	<b>\$350</b>		<b>\$34</b>
<b>Utica Township (Winona)</b>			
Minnesota Association of Townships	536	9.6%	51
<b>Total for Entity</b>	<b>\$536</b>		<b>\$51</b>
<b>Vail Township (Redwood)</b>			
Minnesota Association of Townships	343	9.6%	33
<b>Total for Entity</b>	<b>\$343</b>		<b>\$33</b>
<b>Vallers Township (Lyon)</b>			
Minnesota Association of Townships	338	9.6%	32
<b>Total for Entity</b>	<b>\$338</b>		<b>\$32</b>
<b>Valley Branch Watershed District</b>			
Minnesota Association of Watershed Districts	4,000	47.0%	1,880
<b>Total for Entity</b>	<b>\$4,000</b>		<b>\$1,880</b>
<b>Valley Township (Marshall)</b>			
Minnesota Association of Townships	318	9.6%	31
<b>Total for Entity</b>	<b>\$318</b>		<b>\$31</b>
<b>Van Buren Township (Saint Louis)</b>			
Minnesota Association of Townships	329	9.6%	32
<b>Total for Entity</b>	<b>\$329</b>		<b>\$32</b>
<b>Vasa Township (Goodhue)</b>			
Minnesota Association of Townships	632	9.6%	61
<b>Total for Entity</b>	<b>\$632</b>		<b>\$61</b>
<b>Vega Township (Marshall)</b>			
Minnesota Association of Townships	311	9.6%	30
<b>Total for Entity</b>	<b>\$311</b>		<b>\$30</b>

**Table 5**  
**2016 Lobbying Expenditures Paid With Association Dues**  
**Listed by Entity**

<b>Name of Entity (County)</b> <b>Association Name</b>	<b>Total Local Government Dues</b>	<b>Proportion of Dues Used for Lobbying</b>	<b>Total Dues Used for Lobbying</b>
<b>Veldt Township (Marshall)</b>			
Minnesota Association of Townships	280	9.6%	27
<b>Total for Entity</b>	<b>\$280</b>		<b>\$27</b>
<b>Verdi Township (Lincoln)</b>			
Minnesota Association of Townships	330	9.6%	32
<b>Total for Entity</b>	<b>\$330</b>		<b>\$32</b>
<b>Verdon Township (Aitkin)</b>			
Minnesota Association of Townships	282	9.6%	27
<b>Total for Entity</b>	<b>\$282</b>		<b>\$27</b>
<b>Vermilion Lake Township (Saint Louis)</b>			
Minnesota Association of Townships	429	9.6%	41
<b>Total for Entity</b>	<b>\$429</b>		<b>\$41</b>
<b>Vermillion Township (Dakota)</b>			
Minnesota Association of Townships	816	9.6%	78
<b>Total for Entity</b>	<b>\$816</b>		<b>\$78</b>
<b>Vernon Center Township (Blue Earth)</b>			
Minnesota Association of Townships	350	9.6%	34
<b>Total for Entity</b>	<b>\$350</b>		<b>\$34</b>
<b>Vernon Township (Dodge)</b>			
Minnesota Association of Townships	555	9.6%	53
<b>Total for Entity</b>	<b>\$555</b>		<b>\$53</b>
<b>Verona Township (Faribault)</b>			
Minnesota Association of Townships	449	9.6%	43
<b>Total for Entity</b>	<b>\$449</b>		<b>\$43</b>
<b>Vesta Township (Redwood)</b>			
Minnesota Association of Townships	330	9.6%	32
<b>Total for Entity</b>	<b>\$330</b>		<b>\$32</b>
<b>Victor Township (Wright)</b>			
Minnesota Association of Townships	749	9.6%	72
<b>Total for Entity</b>	<b>\$749</b>		<b>\$72</b>



**Table 5**  
**2016 Lobbying Expenditures Paid With Association Dues**  
**Listed by Entity**

Name of Entity (County) Association Name	Total Local Government Dues	Proportion of Dues Used for Lobbying	Total Dues Used for Lobbying
<b>Viding Township (Clay)</b>			
Minnesota Association of Townships	304	9.6%	29
<b>Total for Entity</b>	<b>\$304</b>		<b>\$29</b>
<b>Vienna Township (Rock)</b>			
Minnesota Association of Townships	316	9.6%	30
<b>Total for Entity</b>	<b>\$316</b>		<b>\$30</b>
<b>Viking Township (Marshall)</b>			
Minnesota Association of Townships	320	9.6%	31
<b>Total for Entity</b>	<b>\$320</b>		<b>\$31</b>
<b>Villard Township (Todd)</b>			
Minnesota Association of Townships	544	9.6%	52
<b>Total for Entity</b>	<b>\$544</b>		<b>\$52</b>
<b>Vineland Township (Polk)</b>			
Minnesota Association of Townships	297	9.6%	29
<b>Total for Entity</b>	<b>\$297</b>		<b>\$29</b>
<b>Viola Township (Olmsted)</b>			
Minnesota Association of Townships	536	9.6%	51
<b>Total for Entity</b>	<b>\$536</b>		<b>\$51</b>
<b>Vivian Township (Waseca)</b>			
Minnesota Association of Townships	421	9.6%	40
<b>Total for Entity</b>	<b>\$421</b>		<b>\$40</b>
<b>Waasa Township (Saint Louis)</b>			
Minnesota Association of Townships	348	9.6%	33
<b>Total for Entity</b>	<b>\$348</b>		<b>\$33</b>
<b>Wabana Township (Itasca)</b>			
Minnesota Association of Townships	512	9.6%	49
<b>Total for Entity</b>	<b>\$512</b>		<b>\$49</b>
<b>Wabasha County</b>			
Association of Minnesota Counties	10,615	15.2%	1,613
<b>Total for Entity</b>	<b>\$10,615</b>		<b>\$1,613</b>

**Table 5**  
**2016 Lobbying Expenditures Paid With Association Dues**  
**Listed by Entity**

Name of Entity (County) Association Name	Total Local Government Dues	Proportion of Dues Used for Lobbying	Total Dues Used for Lobbying
<b>Wabasha Soil and Water Conservation District</b>			
Minnesota Association of Soil and Water Conservation Districts	3,212	2.6%	84
<b>Total for Entity</b>	<b>\$3,212</b>		<b>\$84</b>
<b>Wabedo Township (Cass)</b>			
Minnesota Association of Townships	453	9.6%	43
<b>Total for Entity</b>	<b>\$453</b>		<b>\$43</b>
<b>Waconia Township (Carver)</b>			
Minnesota Association of Townships	806	9.6%	77
<b>Total for Entity</b>	<b>\$806</b>		<b>\$77</b>
<b>Wacouta Township (Goodhue)</b>			
Minnesota Association of Townships	467	9.6%	45
<b>Total for Entity</b>	<b>\$467</b>		<b>\$45</b>
<b>Wadena County</b>			
Association of Minnesota Counties	6,878	15.2%	1,045
Minnesota Rural Counties Caucus	2,100	50.0%	1,050
<b>Total for Entity</b>	<b>\$8,978</b>		<b>\$2,095</b>
<b>Wadena Soil and Water Conservation District</b>			
Minnesota Association of Soil and Water Conservation Districts	2,672	2.6%	69
<b>Total for Entity</b>	<b>\$2,672</b>		<b>\$69</b>
<b>Wadena Township (Wadena)</b>			
Minnesota Association of Townships	612	9.6%	59
<b>Total for Entity</b>	<b>\$612</b>		<b>\$59</b>
<b>Wagner Township (Aitkin)</b>			
Minnesota Association of Townships	443	9.6%	43
<b>Total for Entity</b>	<b>\$443</b>		<b>\$43</b>
<b>Wakefield Township (Stearns)</b>			
Minnesota Association of Townships	1,307	9.6%	125
<b>Total for Entity</b>	<b>\$1,307</b>		<b>\$125</b>
<b>Walcott Township (Rice)</b>			
Minnesota Association of Townships	651	9.6%	62
<b>Total for Entity</b>	<b>\$651</b>		<b>\$62</b>

**Table 5**  
**2016 Lobbying Expenditures Paid With Association Dues**  
**Listed by Entity**

<b>Name of Entity (County)</b> <b>Association Name</b>	<b>Total Local Government Dues</b>	<b>Proportion of Dues Used for Lobbying</b>	<b>Total Dues Used for Lobbying</b>
<b>Walden Township (Cass)</b>			
Minnesota Association of Townships	498	9.6%	48
<b>Total for Entity</b>	<b>\$498</b>		<b>\$48</b>
<b>Walden Township (Pope)</b>			
Minnesota Association of Townships	322	9.6%	31
<b>Total for Entity</b>	<b>\$322</b>		<b>\$31</b>
<b>Walls Township (Traverse)</b>			
Minnesota Association of Townships	290	9.6%	28
<b>Total for Entity</b>	<b>\$290</b>		<b>\$28</b>
<b>Walnut Lake Township (Faribault)</b>			
Minnesota Association of Townships	332	9.6%	32
<b>Total for Entity</b>	<b>\$332</b>		<b>\$32</b>
<b>Walter Township (Lac qui Parle)</b>			
Minnesota Association of Townships	312	9.6%	30
<b>Total for Entity</b>	<b>\$312</b>		<b>\$30</b>
<b>Waltham Township (Mower)</b>			
Minnesota Association of Townships	445	9.6%	43
<b>Total for Entity</b>	<b>\$445</b>		<b>\$43</b>
<b>Walworth Township (Becker)</b>			
Minnesota Association of Townships	299	9.6%	29
<b>Total for Entity</b>	<b>\$299</b>		<b>\$29</b>
<b>Wanamingo Township (Goodhue)</b>			
Minnesota Association of Townships	483	9.6%	46
<b>Total for Entity</b>	<b>\$483</b>		<b>\$46</b>
<b>Wang Township (Renville)</b>			
Minnesota Association of Townships	346	9.6%	33
<b>Total for Entity</b>	<b>\$346</b>		<b>\$33</b>
<b>Wanger Township (Marshall)</b>			
Minnesota Association of Townships	291	9.6%	28
<b>Total for Entity</b>	<b>\$291</b>		<b>\$28</b>

**Table 5**  
**2016 Lobbying Expenditures Paid With Association Dues**  
**Listed by Entity**

<b>Name of Entity (County)</b> <b>Association Name</b>	<b>Total Local Government Dues</b>	<b>Proportion of Dues Used for Lobbying</b>	<b>Total Dues Used for Lobbying</b>
<b>Ward Township (Todd)</b>			
Minnesota Association of Townships	480	9.6%	46
<b>Total for Entity</b>	<b>\$480</b>		<b>\$46</b>
<b>Warren Township (Winona)</b>			
Minnesota Association of Townships	545	9.6%	52
<b>Total for Entity</b>	<b>\$545</b>		<b>\$52</b>
<b>Warrenton Township (Marshall)</b>			
Minnesota Association of Townships	299	9.6%	29
<b>Total for Entity</b>	<b>\$299</b>		<b>\$29</b>
<b>Warroad Watershed District</b>			
Minnesota Association of Watershed Districts	372	47.0%	175
<b>Total for Entity</b>	<b>\$372</b>		<b>\$175</b>
<b>Warsaw Township (Goodhue)</b>			
Minnesota Association of Townships	536	9.6%	51
<b>Total for Entity</b>	<b>\$536</b>		<b>\$51</b>
<b>Warsaw Township (Rice)</b>			
Minnesota Association of Townships	836	9.6%	80
<b>Total for Entity</b>	<b>\$836</b>		<b>\$80</b>
<b>Waseca County</b>			
Association of Minnesota Counties	9,906	15.2%	1,506
Highway 14 Partnership	2,500	82.7%	2,068
<b>Total for Entity</b>	<b>\$12,406</b>		<b>\$3,574</b>
<b>Waseca Soil and Water Conservation District</b>			
Minnesota Association of Soil and Water Conservation Districts	3,110	2.6%	81
<b>Total for Entity</b>	<b>\$3,110</b>		<b>\$81</b>
<b>Washington County</b>			
Association of Minnesota Counties	41,379	15.2%	6,290
Minnesota Inter-County Association	64,343	25.9%	16,665
<b>Total for Entity</b>	<b>\$105,722</b>		<b>\$22,955</b>

**Table 5**  
**2016 Lobbying Expenditures Paid With Association Dues**  
**Listed by Entity**

<b>Name of Entity (County)</b> <b>Association Name</b>	<b>Total Local Government Dues</b>	<b>Proportion of Dues Used for Lobbying</b>	<b>Total Dues Used for Lobbying</b>
<b>Washington Lake Township (Sibley)</b>			
Minnesota Association of Townships	495	9.6%	48
<b>Total for Entity</b>	<b>\$495</b>		<b>\$48</b>
<b>Washington Soil and Water Conservation District</b>			
Minnesota Association of Soil and Water Conservation Districts	4,678	2.6%	122
<b>Total for Entity</b>	<b>\$4,678</b>		<b>\$122</b>
<b>Washington Township (Le Sueur)</b>			
Minnesota Association of Townships	569	9.6%	55
<b>Total for Entity</b>	<b>\$569</b>		<b>\$55</b>
<b>Wasioja Township (Dodge)</b>			
Minnesota Association of Townships	633	9.6%	61
<b>Total for Entity</b>	<b>\$633</b>		<b>\$61</b>
<b>Waskish Township (Beltrami)</b>			
Minnesota Association of Townships	308	9.6%	30
<b>Total for Entity</b>	<b>\$308</b>		<b>\$30</b>
<b>Watab Township (Benton)</b>			
Minnesota Association of Townships	1,422	9.6%	137
<b>Total for Entity</b>	<b>\$1,422</b>		<b>\$137</b>
<b>Waterbury Township (Redwood)</b>			
Minnesota Association of Townships	326	9.6%	31
<b>Total for Entity</b>	<b>\$326</b>		<b>\$31</b>
<b>Waterford Township (Dakota)</b>			
Minnesota Association of Townships	498	9.6%	48
<b>Total for Entity</b>	<b>\$498</b>		<b>\$48</b>
<b>Watertown Township (Carver)</b>			
Minnesota Association of Townships	800	9.6%	77
<b>Total for Entity</b>	<b>\$800</b>		<b>\$77</b>
<b>Waterville Township (Le Sueur)</b>			
Minnesota Association of Townships	568	9.6%	55
<b>Total for Entity</b>	<b>\$568</b>		<b>\$55</b>

**Table 5**  
**2016 Lobbying Expenditures Paid With Association Dues**  
**Listed by Entity**

<b>Name of Entity (County)</b> <b>Association Name</b>	<b>Total Local Government Dues</b>	<b>Proportion of Dues Used for Lobbying</b>	<b>Total Dues Used for Lobbying</b>
<b>Watowan County</b>			
Association of Minnesota Counties	7,137	15.2%	1,085
<b>Total for Entity</b>	<b>\$7,137</b>		<b>\$1,085</b>
<b>Watowan Soil and Water Conservation District</b>			
Minnesota Association of Soil and Water Conservation Districts	2,709	2.6%	70
<b>Total for Entity</b>	<b>\$2,709</b>		<b>\$70</b>
<b>Watopa Township (Wabasha)</b>			
Minnesota Association of Townships	346	9.6%	33
<b>Total for Entity</b>	<b>\$346</b>		<b>\$33</b>
<b>Waukenabo Township (Aitkin)</b>			
Minnesota Association of Townships	446	9.6%	43
<b>Total for Entity</b>	<b>\$446</b>		<b>\$43</b>
<b>Waukon Township (Norman)</b>			
Minnesota Association of Townships	303	9.6%	29
<b>Total for Entity</b>	<b>\$303</b>		<b>\$29</b>
<b>Waverly Township (Martin)</b>			
Minnesota Association of Townships	334	9.6%	32
<b>Total for Entity</b>	<b>\$334</b>		<b>\$32</b>
<b>Wawina Township (Itasca)</b>			
Minnesota Association of Townships	293	9.6%	28
<b>Total for Entity</b>	<b>\$293</b>		<b>\$28</b>
<b>Wealthwood Township (Aitkin)</b>			
Minnesota Association of Townships	424	9.6%	41
<b>Total for Entity</b>	<b>\$424</b>		<b>\$41</b>
<b>Webster Township (Rice)</b>			
Minnesota Association of Townships	983	9.6%	94
<b>Total for Entity</b>	<b>\$983</b>		<b>\$94</b>
<b>Weimer Township (Jackson)</b>			
Minnesota Association of Townships	317	9.6%	30
<b>Total for Entity</b>	<b>\$317</b>		<b>\$30</b>

**Table 5**  
**2016 Lobbying Expenditures Paid With Association Dues**  
**Listed by Entity**

<b>Name of Entity (County)</b> <b>Association Name</b>	<b>Total Local Government Dues</b>	<b>Proportion of Dues Used for Lobbying</b>	<b>Total Dues Used for Lobbying</b>
<b>Welch Township (Goodhue)</b>			
Minnesota Association of Townships	579	9.6%	56
<b>Total for Entity</b>	<b>\$579</b>		<b>\$56</b>
<b>Wellington Township (Renville)</b>			
Minnesota Association of Townships	326	9.6%	31
<b>Total for Entity</b>	<b>\$326</b>		<b>\$31</b>
<b>Wells Township (Rice)</b>			
Minnesota Association of Townships	917	9.6%	88
<b>Total for Entity</b>	<b>\$917</b>		<b>\$88</b>
<b>Wergeland Township (Yellow Medicine)</b>			
Minnesota Association of Townships	318	9.6%	31
<b>Total for Entity</b>	<b>\$318</b>		<b>\$31</b>
<b>West Albany Township (Wabasha)</b>			
Minnesota Association of Townships	466	9.6%	45
<b>Total for Entity</b>	<b>\$466</b>		<b>\$45</b>
<b>West Bank Township (Swift)</b>			
Minnesota Association of Townships	318	9.6%	31
<b>Total for Entity</b>	<b>\$318</b>		<b>\$31</b>
<b>West Heron Lake Township (Jackson)</b>			
Minnesota Association of Townships	325	9.6%	31
<b>Total for Entity</b>	<b>\$325</b>		<b>\$31</b>
<b>West Lakeland Township (Washington)</b>			
Minnesota Association of Townships	1,772	9.6%	170
<b>Total for Entity</b>	<b>\$1,772</b>		<b>\$170</b>
<b>West Metro Education Program - # 6069</b>			
Association of Metropolitan School Districts, Inc.	6,600	72.1%	4,759
<b>Total for Entity</b>	<b>\$6,600</b>		<b>\$4,759</b>
<b>West Newton Township (Nicollet)</b>			
Minnesota Association of Townships	472	9.6%	45
<b>Total for Entity</b>	<b>\$472</b>		<b>\$45</b>

**Table 5**  
**2016 Lobbying Expenditures Paid With Association Dues**  
**Listed by Entity**

Name of Entity (County) Association Name	Total Local Government Dues	Proportion of Dues Used for Lobbying	Total Dues Used for Lobbying
<b>West Otter Tail Soil and Water Conservation District</b>			
Minnesota Association of Soil and Water Conservation Districts	3,147	2.6%	82
<b>Total for Entity</b>	<b>\$3,147</b>		<b>\$82</b>
<b>West Polk Soil and Water Conservation District</b>			
Minnesota Association of Soil and Water Conservation Districts	2,654	2.6%	69
<b>Total for Entity</b>	<b>\$2,654</b>		<b>\$69</b>
<b>West Union Township (Todd)</b>			
Minnesota Association of Townships	423	9.6%	41
<b>Total for Entity</b>	<b>\$423</b>		<b>\$41</b>
<b>West Valley Township (Marshall)</b>			
Minnesota Association of Townships	314	9.6%	30
<b>Total for Entity</b>	<b>\$314</b>		<b>\$30</b>
<b>Westbrook Township (Cottonwood)</b>			
Minnesota Association of Townships	337	9.6%	32
<b>Total for Entity</b>	<b>\$337</b>		<b>\$32</b>
<b>Westerheim Township (Lyon)</b>			
Minnesota Association of Townships	348	9.6%	33
<b>Total for Entity</b>	<b>\$348</b>		<b>\$33</b>
<b>Western Lake Superior Sanitary District</b>			
League of Minnesota Cities	1,842	9.8%	181
<b>Total for Entity</b>	<b>\$1,842</b>		<b>\$181</b>
<b>Western Township (Otter Tail)</b>			
Minnesota Association of Townships	308	9.6%	30
<b>Total for Entity</b>	<b>\$308</b>		<b>\$30</b>
<b>Westfield Township (Dodge)</b>			
Minnesota Association of Townships	486	9.6%	47
<b>Total for Entity</b>	<b>\$486</b>		<b>\$47</b>
<b>Westford Township (Martin)</b>			
Minnesota Association of Townships	434	9.6%	42
<b>Total for Entity</b>	<b>\$434</b>		<b>\$42</b>



**Table 5**  
**2016 Lobbying Expenditures Paid With Association Dues**  
**Listed by Entity**

<b>Name of Entity (County)</b> <b>Association Name</b>	<b>Total Local Government Dues</b>	<b>Proportion of Dues Used for Lobbying</b>	<b>Total Dues Used for Lobbying</b>
<b>Westline Township (Redwood)</b>			
Minnesota Association of Townships	322	9.6%	31
<b>Total for Entity</b>	<b>\$322</b>		<b>\$31</b>
<b>Westport Township (Pope)</b>			
Minnesota Association of Townships	427	9.6%	41
<b>Total for Entity</b>	<b>\$427</b>		<b>\$41</b>
<b>Westside Township (Nobles)</b>			
Minnesota Association of Townships	339	9.6%	33
<b>Total for Entity</b>	<b>\$339</b>		<b>\$33</b>
<b>Wheatland Township (Rice)</b>			
Minnesota Association of Townships	809	9.6%	78
<b>Total for Entity</b>	<b>\$809</b>		<b>\$78</b>
<b>Wheeling Township (Rice)</b>			
Minnesota Association of Townships	520	9.6%	50
<b>Total for Entity</b>	<b>\$520</b>		<b>\$50</b>
<b>White Bear Lake Conservation District</b>			
League of Minnesota Cities	1,842	9.8%	181
<b>Total for Entity</b>	<b>\$1,842</b>		<b>\$181</b>
<b>White Bear Lake Township (Pope)</b>			
Minnesota Association of Townships	479	9.6%	46
<b>Total for Entity</b>	<b>\$479</b>		<b>\$46</b>
<b>White Bear Township (Ramsey)</b>			
League of Minnesota Cities	10,375	9.8%	1,017
Minnesota Association of Townships	3,953	9.6%	379
<b>Total for Entity</b>	<b>\$14,328</b>		<b>\$1,396</b>
<b>White Earth Township (Becker)</b>			
Minnesota Association of Townships	604	9.6%	58
<b>Total for Entity</b>	<b>\$604</b>		<b>\$58</b>
<b>White Oak Township (Hubbard)</b>			
Minnesota Association of Townships	498	9.6%	48
<b>Total for Entity</b>	<b>\$498</b>		<b>\$48</b>

**Table 5**  
**2016 Lobbying Expenditures Paid With Association Dues**  
**Listed by Entity**

<b>Name of Entity (County)</b> <b>Association Name</b>	<b>Total Local Government Dues</b>	<b>Proportion of Dues Used for Lobbying</b>	<b>Total Dues Used for Lobbying</b>
<b>White Pine Township (Aitkin)</b>			
Minnesota Association of Townships	280	9.6%	27
<b>Total for Entity</b>	<b>\$280</b>		<b>\$27</b>
<b>White Township (Saint Louis)</b>			
League of Minnesota Cities	1,729	9.8%	169
Minnesota Association of Townships	903	9.6%	87
Range Association of Municipalities and Schools	400	25.9%	104
<b>Total for Entity</b>	<b>\$3,032</b>		<b>\$360</b>
<b>Whited Township (Kanabec)</b>			
Minnesota Association of Townships	633	9.6%	61
<b>Total for Entity</b>	<b>\$633</b>		<b>\$61</b>
<b>Whitefield Township (Kandiyohi)</b>			
Minnesota Association of Townships	505	9.6%	48
<b>Total for Entity</b>	<b>\$505</b>		<b>\$48</b>
<b>Whiteford Township (Marshall)</b>			
Minnesota Association of Townships	284	9.6%	27
<b>Total for Entity</b>	<b>\$284</b>		<b>\$27</b>
<b>Whitewater Township (Winona)</b>			
Minnesota Association of Townships	334	9.6%	32
<b>Total for Entity</b>	<b>\$334</b>		<b>\$32</b>
<b>Wild Rice Township (Norman)</b>			
Minnesota Association of Townships	348	9.6%	33
<b>Total for Entity</b>	<b>\$348</b>		<b>\$33</b>
<b>Wild Rice Watershed District</b>			
Minnesota Association of Watershed Districts	4,000	47.0%	1,880
<b>Total for Entity</b>	<b>\$4,000</b>		<b>\$1,880</b>
<b>Wildwood Township (Itasca)</b>			
Minnesota Association of Townships	332	9.6%	32
<b>Total for Entity</b>	<b>\$332</b>		<b>\$32</b>

**Table 5**  
**2016 Lobbying Expenditures Paid With Association Dues**  
**Listed by Entity**

Name of Entity (County) Association Name	Total Local Government Dues	Proportion of Dues Used for Lobbying	Total Dues Used for Lobbying
<b>Wilkin County</b>			
Association of Minnesota Counties	6,348	15.2%	965
<b>Total for Entity</b>	<b>\$6,348</b>		<b>\$965</b>
<b>Wilkin Soil and Water Conservation District</b>			
Minnesota Association of Soil and Water Conservation Districts	2,595	2.6%	67
<b>Total for Entity</b>	<b>\$2,595</b>		<b>\$67</b>
<b>Wilkinson Township (Cass)</b>			
Minnesota Association of Townships	465	9.6%	45
<b>Total for Entity</b>	<b>\$465</b>		<b>\$45</b>
<b>Williams Township (Aitkin)</b>			
Minnesota Association of Townships	310	9.6%	30
<b>Total for Entity</b>	<b>\$310</b>		<b>\$30</b>
<b>Willmar Township (Kandiyohi)</b>			
Minnesota Association of Townships	507	9.6%	49
<b>Total for Entity</b>	<b>\$507</b>		<b>\$49</b>
<b>Willow Lake Township (Redwood)</b>			
Minnesota Association of Townships	337	9.6%	32
<b>Total for Entity</b>	<b>\$337</b>		<b>\$32</b>
<b>Willow Valley Township (Saint Louis)</b>			
Minnesota Association of Townships	311	9.6%	30
<b>Total for Entity</b>	<b>\$311</b>		<b>\$30</b>
<b>Wilma Township (Pine)</b>			
Minnesota Association of Townships	293	9.6%	28
<b>Total for Entity</b>	<b>\$293</b>		<b>\$28</b>
<b>Wilmington Township (Houston)</b>			
Minnesota Association of Townships	475	9.6%	46
<b>Total for Entity</b>	<b>\$475</b>		<b>\$46</b>
<b>Wilmont Township (Nobles)</b>			
Minnesota Association of Townships	327	9.6%	31
<b>Total for Entity</b>	<b>\$327</b>		<b>\$31</b>

**Table 5**  
**2016 Lobbying Expenditures Paid With Association Dues**  
**Listed by Entity**

<b>Name of Entity (County)</b> <b>Association Name</b>	<b>Total Local Government Dues</b>	<b>Proportion of Dues Used for Lobbying</b>	<b>Total Dues Used for Lobbying</b>
<b>Wilson Township (Cass)</b>			
Minnesota Association of Townships	546	9.6%	52
<b>Total for Entity</b>	<b>\$546</b>		<b>\$52</b>
<b>Wilson Township (Winona)</b>			
Minnesota Association of Townships	773	9.6%	74
<b>Total for Entity</b>	<b>\$773</b>		<b>\$74</b>
<b>Wilton Township (Waseca)</b>			
Minnesota Association of Townships	453	9.6%	43
<b>Total for Entity</b>	<b>\$453</b>		<b>\$43</b>
<b>Winchester Township (Norman)</b>			
Minnesota Association of Townships	285	9.6%	27
<b>Total for Entity</b>	<b>\$285</b>		<b>\$27</b>
<b>Windemere Township (Pine)</b>			
Minnesota Association of Townships	942	9.6%	90
<b>Total for Entity</b>	<b>\$942</b>		<b>\$90</b>
<b>Windom Township (Mower)</b>			
Minnesota Association of Townships	531	9.6%	51
<b>Total for Entity</b>	<b>\$531</b>		<b>\$51</b>
<b>Windsor Township (Traverse)</b>			
Minnesota Association of Townships	290	9.6%	28
<b>Total for Entity</b>	<b>\$290</b>		<b>\$28</b>
<b>Winfield Township (Renville)</b>			
Minnesota Association of Townships	338	9.6%	32
<b>Total for Entity</b>	<b>\$338</b>		<b>\$32</b>
<b>Wing River Township (Wadena)</b>			
Minnesota Association of Townships	486	9.6%	47
<b>Total for Entity</b>	<b>\$486</b>		<b>\$47</b>
<b>Winger Township (Polk)</b>			
Minnesota Association of Townships	333	9.6%	32
<b>Total for Entity</b>	<b>\$333</b>		<b>\$32</b>

**Table 5**  
**2016 Lobbying Expenditures Paid With Association Dues**  
**Listed by Entity**

<b>Name of Entity (County)</b> <b>Association Name</b>	<b>Total Local Government Dues</b>	<b>Proportion of Dues Used for Lobbying</b>	<b>Total Dues Used for Lobbying</b>
<b>Winnebago Township (Faribault)</b>			
Minnesota Association of Townships	331	9.6%	32
<b>Total for Entity</b>	<b>\$331</b>		<b>\$32</b>
<b>Winnebago Township (Houston)</b>			
Minnesota Association of Townships	346	9.6%	33
<b>Total for Entity</b>	<b>\$346</b>		<b>\$33</b>
<b>Winona County</b>			
Association of Minnesota Counties	17,718	15.2%	2,693
Greater Minnesota Partnership	1,000	71.2%	712
Minnesota Inter-County Association	13,201	25.9%	3,419
<b>Total for Entity</b>	<b>\$31,919</b>		<b>\$6,824</b>
<b>Winona Port Authority</b>			
Greater Minnesota Partnership	2,500	71.2%	1,780
Minnesota Ports Association	5,336	100.0%	5,336
<b>Total for Entity</b>	<b>\$7,836</b>		<b>\$7,116</b>
<b>Winona Soil and Water Conservation District</b>			
Minnesota Association of Soil and Water Conservation Districts	4,239	2.6%	110
<b>Total for Entity</b>	<b>\$4,239</b>		<b>\$110</b>
<b>Winsor Township (Clearwater)</b>			
Minnesota Association of Townships	300	9.6%	29
<b>Total for Entity</b>	<b>\$300</b>		<b>\$29</b>
<b>Winsted Township (McLeod)</b>			
Minnesota Association of Townships	634	9.6%	61
<b>Total for Entity</b>	<b>\$634</b>		<b>\$61</b>
<b>Wirt Township (Itasca)</b>			
Minnesota Association of Townships	304	9.6%	29
<b>Total for Entity</b>	<b>\$304</b>		<b>\$29</b>
<b>Wisconsin Township (Jackson)</b>			
Minnesota Association of Townships	344	9.6%	33
<b>Total for Entity</b>	<b>\$344</b>		<b>\$33</b>

**Table 5**  
**2016 Lobbying Expenditures Paid With Association Dues**  
**Listed by Entity**

<b>Name of Entity (County)</b> <b>Association Name</b>	<b>Total Local Government Dues</b>	<b>Proportion of Dues Used for Lobbying</b>	<b>Total Dues Used for Lobbying</b>
<b>Wiscoy Township (Winona)</b>			
Minnesota Association of Townships	455	9.6%	44
<b>Total for Entity</b>	<b>\$455</b>		<b>\$44</b>
<b>Wolf Lake Township (Becker)</b>			
Minnesota Association of Townships	421	9.6%	40
<b>Total for Entity</b>	<b>\$421</b>		<b>\$40</b>
<b>Wolford Township (Crow Wing)</b>			
Minnesota Association of Townships	461	9.6%	44
<b>Total for Entity</b>	<b>\$461</b>		<b>\$44</b>
<b>Wolverton Township (Wilkin)</b>			
Minnesota Association of Townships	309	9.6%	30
<b>Total for Entity</b>	<b>\$309</b>		<b>\$30</b>
<b>Wood Lake Township (Yellow Medicine)</b>			
Minnesota Association of Townships	338	9.6%	32
<b>Total for Entity</b>	<b>\$338</b>		<b>\$32</b>
<b>Woodland Township (Wright)</b>			
Minnesota Association of Townships	774	9.6%	74
<b>Total for Entity</b>	<b>\$774</b>		<b>\$74</b>
<b>Woodrow Township (Beltrami)</b>			
Minnesota Association of Townships	294	9.6%	28
<b>Total for Entity</b>	<b>\$294</b>		<b>\$28</b>
<b>Woodrow Township (Cass)</b>			
Minnesota Association of Townships	531	9.6%	51
<b>Total for Entity</b>	<b>\$531</b>		<b>\$51</b>
<b>Woods Township (Chippewa)</b>			
Minnesota Association of Townships	337	9.6%	32
<b>Total for Entity</b>	<b>\$337</b>		<b>\$32</b>
<b>Woodside Township (Otter Tail)</b>			
Minnesota Association of Townships	426	9.6%	41
<b>Total for Entity</b>	<b>\$426</b>		<b>\$41</b>

**Table 5**  
**2016 Lobbying Expenditures Paid With Association Dues**  
**Listed by Entity**

<b>Name of Entity (County)</b> <b>Association Name</b>	<b>Total Local Government Dues</b>	<b>Proportion of Dues Used for Lobbying</b>	<b>Total Dues Used for Lobbying</b>
<b>Woodside Township (Polk)</b>			
Minnesota Association of Townships	496	9.6%	48
<b>Total for Entity</b>	<b>\$496</b>		<b>\$48</b>
<b>Woodville Township (Waseca)</b>			
Minnesota Association of Townships	837	9.6%	80
<b>Total for Entity</b>	<b>\$837</b>		<b>\$80</b>
<b>Workman Township (Aitkin)</b>			
Minnesota Association of Townships	335	9.6%	32
<b>Total for Entity</b>	<b>\$335</b>		<b>\$32</b>
<b>Worthington Township (Nobles)</b>			
Minnesota Association of Townships	445	9.6%	43
<b>Total for Entity</b>	<b>\$445</b>		<b>\$43</b>
<b>Wrenshall Township (Carlton)</b>			
Minnesota Association of Townships	463	9.6%	44
<b>Total for Entity</b>	<b>\$463</b>		<b>\$44</b>
<b>Wright County</b>			
Association of Minnesota Counties	28,081	15.2%	4,268
Greater Minnesota Parks and Trails	900	50.6%	455
<b>Total for Entity</b>	<b>\$28,981</b>		<b>\$4,723</b>
<b>Wright Soil and Water Conservation District</b>			
Minnesota Association of Soil and Water Conservation Districts	4,678	2.6%	122
<b>Total for Entity</b>	<b>\$4,678</b>		<b>\$122</b>
<b>Wright Township (Marshall)</b>			
Minnesota Association of Townships	309	9.6%	30
<b>Total for Entity</b>	<b>\$309</b>		<b>\$30</b>
<b>Wuori Township (Saint Louis)</b>			
Minnesota Association of Townships	520	9.6%	50
<b>Total for Entity</b>	<b>\$520</b>		<b>\$50</b>
<b>Wyandotte Township (Pennington)</b>			
Minnesota Association of Townships	313	9.6%	30
<b>Total for Entity</b>	<b>\$313</b>		<b>\$30</b>

**Table 5**  
**2016 Lobbying Expenditures Paid With Association Dues**  
**Listed by Entity**

<b>Name of Entity (County)</b> <b>Association Name</b>	<b>Total Local Government Dues</b>	<b>Proportion of Dues Used for Lobbying</b>	<b>Total Dues Used for Lobbying</b>
<b>Wyanett Township (Isanti)</b>			
Minnesota Association of Townships	969	9.6%	93
<b>Total for Entity</b>	<b>\$969</b>		<b>\$93</b>
<b>Wykeham Township (Todd)</b>			
Minnesota Association of Townships	466	9.6%	45
<b>Total for Entity</b>	<b>\$466</b>		<b>\$45</b>
<b>Wylie Township (Red Lake)</b>			
Minnesota Association of Townships	293	9.6%	28
<b>Total for Entity</b>	<b>\$293</b>		<b>\$28</b>
<b>Yellow Bank Township (Lac qui Parle)</b>			
Minnesota Association of Townships	318	9.6%	31
<b>Total for Entity</b>	<b>\$318</b>		<b>\$31</b>
<b>Yellow Medicine County</b>			
Association of Minnesota Counties	7,400	15.2%	1,125
<b>Total for Entity</b>	<b>\$7,400</b>		<b>\$1,125</b>
<b>Yellow Medicine River Watershed District</b>			
League of Minnesota Cities	1,842	9.8%	181
Minnesota Association of Watershed Districts	4,000	47.0%	1,880
<b>Total for Entity</b>	<b>\$5,842</b>		<b>\$2,061</b>
<b>Yellow Medicine Soil and Water Conservation District</b>			
Minnesota Association of Soil and Water Conservation Districts	2,747	2.6%	71
<b>Total for Entity</b>	<b>\$2,747</b>		<b>\$71</b>
<b>York Township (Fillmore)</b>			
Minnesota Association of Townships	455	9.6%	44
<b>Total for Entity</b>	<b>\$455</b>		<b>\$44</b>
<b>Young America Township (Carver)</b>			
Minnesota Association of Townships	568	9.6%	55
<b>Total for Entity</b>	<b>\$568</b>		<b>\$55</b>
<b>Yucatan Township (Houston)</b>			
Minnesota Association of Townships	440	9.6%	42
<b>Total for Entity</b>	<b>\$440</b>		<b>\$42</b>



**Table 5**  
**2016 Lobbying Expenditures Paid With Association Dues**  
**Listed by Entity**

<b>Name of Entity (County)</b> <b>Association Name</b>	<b>Total Local Government Dues</b>	<b>Proportion of Dues Used for Lobbying</b>	<b>Total Dues Used for Lobbying</b>
<b>Zion Township (Stearns)</b>			
Minnesota Association of Townships	447	9.6%	43
<b>Total for Entity</b>	<u><b>\$447</b></u>		<u><b>\$43</b></u>
<b>Zumbro Township (Wabasha)</b>			
Minnesota Association of Townships	565	9.6%	54
<b>Total for Entity</b>	<u><b>\$565</b></u>		<u><b>\$54</b></u>
<b>Zumbrota Township (Goodhue)</b>			
Minnesota Association of Townships	529	9.6%	51
<b>Total for Entity</b>	<u><b>\$529</b></u>		<u><b>\$51</b></u>
<b>Total for All Entities</b>	<u><u><b>\$12,012,510</b></u></u>		<u><u><b>* \$3,554,191</b></u></u>

\*Due to Rounding, this total is slightly different from the total on Table 6.

**Table 6**  
**2016 Lobbying Expenditures by Associations of Local Governments**

<b>Association</b>	<b>Total Local Government Dues</b>	<b>Percent of Dues Used for Lobbying</b>	<b>Total Government Dues Used for Lobbying*</b>	<b>Other Revenues</b>	<b>Total Lobbying Expenditures</b>
Arrowhead Counties Association	\$20,000	60.0%	\$12,000	\$ -	12,000
Association of Metropolitan Municipalities	589,265	30.9%	182,083	-	182,083
Association of Metropolitan School Districts, Inc.	439,059	72.1%	316,562	-	316,562
Association of Minnesota Counties	1,270,691	15.2%	193,145	-	193,145
Coalition of Greater Minnesota Cities	1,219,624	63.1%	769,583	134,649	904,232
Coalition of Utility Cities	58,891	100.0%	58,891	2,362	61,253
Greater Minnesota Parks and Trails	20,750	50.6%	10,500	1,014	11,514
Greater Minnesota Partnership	41,972	71.2%	29,884	110,234	140,118
Highway 14 Partnership	58,400	82.7%	48,297	14,074	62,371
League of Minnesota Cities	3,218,208	9.8%	315,384	340,626	656,010
Minnesota Association of Small Cities	130,909	70.0%	91,636	-	91,636
Minnesota Association of Soil and Water Conservation Districts	289,488	2.6%	7,527	-	7,527
Minnesota Association of Townships	853,801	9.6%	81,965	-	81,965
Minnesota Association of Watershed Districts	117,914	47.0%	55,420	-	55,420
Minnesota Environmental Science and Economic Review Board	160,093	13.1%	20,972	848	21,820
Minnesota Inter-County Association	473,837	25.9%	122,724	-	122,724
Minnesota Ports Association	40,000	100.0%	40,000	-	40,000
Minnesota Rural Counties Caucus	58,800	50.0%	29,400	3,100	32,500
Minnesota Rural Education Association	401,059	42.7%	171,252	-	171,252
Minnesota School Boards Association	1,767,419	21.0%	371,158	510	371,668
Municipal Legislative Commission	169,044	82.6%	139,630	-	139,630
North Metro I-35W Corridor Coalition	43,000	93.0%	39,990	10	40,000
North Metro Mayors Association	190,797	68.5%	130,696	-	130,696
Range Association of Municipalities and Schools	39,950	25.9%	10,347	26	10,373
Schools for Equity in Education	259,981	86.8%	225,664	-	225,664
Suburban Transit Association	79,558	99.8%	79,399	-	79,399
<b>Total for Associations</b>	<b>\$12,012,510</b>	<b>29.6%</b>	<b>\$3,554,109</b>	<b>\$607,453</b>	<b>\$4,161,562</b>

\*Due to rounding, this total is slightly different from the total on Table 5.

# **Appendix A**

## **2016 Local Government Lobbying Expenditures Reporting Form**

This page left blank intentionally

**Office of the State Auditor**

*Please round to the nearest dollar amount where applicable*

**2016 Local Government Lobbying Expenditures Reporting Form**

Type of Entity: \_\_\_\_\_ Name: \_\_\_\_\_

Name of Primary Contact: \_\_\_\_\_

*First M.I Last*

Phone Number: \_\_\_\_\_ Fax: \_\_\_\_\_

Email: \_\_\_\_\_

Address: \_\_\_\_\_

City: \_\_\_\_\_ Zip Code: \_\_\_\_\_ State: \_\_\_\_\_

Name of person completing the form: \_\_\_\_\_

*First M.I Last*

Phone Number: \_\_\_\_\_ Fax: \_\_\_\_\_

Email: \_\_\_\_\_

**THIS INFORMATION IS PUBLIC; IT WILL BE AVAILABLE TO ANYONE ON REQUEST.**

**Contract Lobbyist**

*Identify the firm or individual retained for lobbying by your local government, and indicate the total amount paid to that firm or individual for the purpose of attempting to influence legislative or administrative action, including the amount paid for expenses.*

Contract Lobbyist or Firm Name	Contract Amount or Amount Billed (Calendar Year 2016)	Not Used
_____	_____	<input type="checkbox"/>
_____	_____	<input type="checkbox"/>
_____	_____	<input type="checkbox"/>
_____	_____	<input type="checkbox"/>
_____	_____	<input type="checkbox"/>
_____	_____	<input type="checkbox"/>
_____	_____	<input type="checkbox"/>
_____	_____	<input type="checkbox"/>
_____	_____	<input type="checkbox"/>
_____	_____	<input type="checkbox"/>

**Employees**

*Identify all employees of the local government who are not registered as lobbyists and who spend at least 25 percent of their time during the legislative session on legislative matters.*

Local Government Lobbyist Name		(A)	(B)	(C)	(D)	(E)	Not
<i>First Name</i>	<i>Last Name</i>	2016 Salary	Cost of Employee Benefits	Percent of Employee's Time Spent on Lobbying in 2016	Expenses Related to Lobbying in 2016	Total Cost of Employee's Lobbying Efforts in 2016 ((A+B)*C)+D	Used
_____	_____	_____	_____	_____	_____	\$ -	<input type="checkbox"/>
_____	_____	_____	_____	_____	_____	\$ -	<input type="checkbox"/>
_____	_____	_____	_____	_____	_____	\$ -	<input type="checkbox"/>
_____	_____	_____	_____	_____	_____	\$ -	<input type="checkbox"/>
_____	_____	_____	_____	_____	_____	\$ -	<input type="checkbox"/>
_____	_____	_____	_____	_____	_____	\$ -	<input type="checkbox"/>
_____	_____	_____	_____	_____	_____	\$ -	<input type="checkbox"/>
_____	_____	_____	_____	_____	_____	\$ -	<input type="checkbox"/>
_____	_____	_____	_____	_____	_____	\$ -	<input type="checkbox"/>
_____	_____	_____	_____	_____	_____	\$ -	<input type="checkbox"/>

**All other costs related to lobbying services for the year.\***

\* See instruction for clarification

## **Instructions**

### **Lobbying Expenditure Reporting Form for Local Governments**

#### **Type of Entity**

Select type of entity from drop down list.

#### **Name of Entity**

Select name of entity from drop down list.

#### **Primary Contact**

- 1) Include the name, phone number, fax (if applicable), and email address of the senior elected or appointed official for the entity.
- 2) Provide the address for the entity.

#### **Person Completing the Form**

Provide the name of the person completing the form and work contact information including phone number, fax, and email as the information provided is public and available upon request.

#### **Contract Lobbyists**

If you paid for services of a lobbyist as defined in Minnesota Statutes § 10A.01, subdivision 21, identify the firm or individual retained for these services by your local government, and indicate the total amount paid to that firm or individual for the purpose of attempting to influence legislative or administrative action, including the amount paid for expenses.

**“Not Used”** - Contract lobbyist names are pre-populated from last years reporting. If you did not use the lobbyist/firm for this reporting period, please check the box(es).

*NOTE: Expenditures for contract lobbyists do NOT include dues paid to local government associations. These associations report membership and lobbying expenditures directly to the Office of the State Auditor. Examples of these associations include the League of Minnesota Cities and the Minnesota School Boards Association.*

## **Employees**

- 1) **Names** - Identify all employees of the local government who are registered lobbyists as defined in Minnesota Statutes § 10A.01, subdivision 21. Also include any employees that spend at least 25 percent of their time during the legislative session on legislative matters but who are not registered as lobbyists.
- 2) **Salary and benefits (A & B)** - For each employee listed, provide the annual salary, cost of benefits (health, dental, employer-paid life insurance and retirement benefits - including employer-paid FICA) and expense reimbursements.
- 3) **Time spent (C)** - Estimate the percent of the employee's time that was spent lobbying the state legislature and/or state administrative agencies for the calendar year. When estimating the percent of time spent on lobbying, include time related to lobbying. For example, include time spent preparing for the legislative session, addressing legislative-related issues with local officials, legislators, state agency staff, other local government representatives, citizens, and other interested organizations. Include time spent monitoring legislative hearings. Include the time spent working with state agencies on the development and implementation of administrative rules for programs and policies that affect local governments.
- 4) **Expenses (D)** - Estimate employee expense reimbursements that are related to lobbying. Expenses related to lobbying include reimbursements to the employee for items such as travel, food, and the cost of materials.
- 5) **Total Costs of Employee Lobbying Efforts (E)** - Add the salary and benefits for the employee (A+B), multiply that amount by the percentage of time spent on lobbying (C), then add the expenses related to lobbying (D). The total amount, in dollars is reported in (E).

## **All Other Expenditures Related to Lobbying**

List expenditures associated with the calendar year lobbying effort exclusive of the salary and benefits of employees who lobby. Examples of items to include are: the actual costs of publication and distribution of lobbying materials; other printing; media (including the cost of production); postage; travel; fees, including allowances; entertainment; telephone; and other expenses. (Minnesota Statutes § 10A.04, subdivision 4.) All expenditures for advertising, mailing, research, analysis, compilation and dissemination of information, and public relations campaigns related to legislative action, administrative action, or the official action of metropolitan governmental units in this State should be included. Costs of production of material that directly support lobbying, and general administrative and overhead expenditures should also be included. (Minnesota Rule 4511.0600, subp. 5).

The prorated amount of salary and benefits of those employees who assist in research, administration, communication, and support for lobbying should also be included.

This page left blank intentionally



## **Appendix B**

### **2016 Lobbying Cost Reporting Form for Associations of Local Governments**

This page left blank intentionally

**Office of the State Auditor**

*Please round to the nearest dollar amount where applicable*

**2016 Lobbying Cost Reporting Form for Associations of Local Governments**

**Name of Association:** \_\_\_\_\_

**Organizational Structure:** \_\_\_\_\_

**Primary Contact:** \_\_\_\_\_

**Title:** \_\_\_\_\_ *First Name Middle Name Last Name* **Phone No.:** \_\_\_\_\_

**Email:** \_\_\_\_\_

**Person Completing Form:** \_\_\_\_\_

**Phone No.:** \_\_\_\_\_ *First Name Middle Name Last Name* **Fax:** \_\_\_\_\_

**Email:** \_\_\_\_\_

**Association Address:** \_\_\_\_\_

**Association City:** \_\_\_\_\_ **Zip Code:** \_\_\_\_\_ **State:** \_\_\_\_\_

**Total percentage of dues spent on lobbying:** \_\_\_\_\_

**Total dues paid by all association members:** \$ - **From Next Page**

**Total amount association dues spent on lobbying:** \$ - **From Next Page**

**Revenues other than dues used for lobbying:** \$ -

**Total amount association spent on lobbying:** \$ -

**THIS INFORMATION IS PUBLIC; IT WILL BE AVAILABLE TO ANYONE ON REQUEST.**

**Contract Lobbyists**

*If you paid for services of a lobbyist as defined in Minnesota Statutes § 10A.01, subdivision 21, identify the firm or individual retained for these services by your local government, and indicate the total amount paid to that firm or individual for the purpose of attempting to influence legislative or administrative action.*

<b>Contract Lobbyist or Firm Name</b>	<b>Amount Billed for Lobbying During the 2016 Calendar Year</b>
_____	_____
_____	_____
_____	_____
_____	_____
_____	_____
_____	_____
_____	_____
_____	_____
_____	_____
_____	_____

**EMPLOYEES**

*Please list the total amount of employee compensation that was paid for the purpose of attempting to influence legislative or administrative action.*

**Total amount of employee compensation used for lobbying purposes.\*** \_\_\_\_\_

**Please list all other costs associated with lobbying services not included in other categories.\*** \_\_\_\_\_

\* See instruction sheet for clarification



# Instructions

## Lobbying Expenditure Reporting Form for Local Governments Associations

### General Information

- 1) The name of your association should be pre-populated.
- 2) Choose from the dropdown menu the choice that best describes your Association's organizational structure.
- 3) Provide the full name of the chief executive officer of the Association and public/work contact information.
- 4) Provide the name of the person completing the form and their public/work contact information at the Association.
- 5) Provide the address of the Association.

NOTE: Information provided is public and available upon request.

### Lobbying Expenditures

*When entering numbers, where applicable, please round the amounts to the nearest dollar.*

- 1) Enter the percentage of members' dues spent on lobbying. The percentage entered will carry forward to page 2 of the form.
- 2) "**Total dues paid by all Association members**" will automatically be calculated. The total will be the sum of the individual membership dues listed on page 2 of the reporting form.
- 3) "**Total amount of Association dues spent on lobbying**" will automatically be calculated. The total will be the percentage of dues used for lobbying purposes times the total of dues paid.
- 4.) Enter "**Revenues other than dues used for lobbying**" which is the amount of revenue provided by sources other than dues that is used for lobbying purposes.
- 5.) Enter the "**Total amount the Association spent on lobbying**" which should equal the sum of the total for Contract Lobbyists, Employees, and All Other expenditures.

### Contract Lobbyists

If you paid for a lobbyist as defined in Minnesota Statutes § 10A.01, subdivision 21, identify the firm or individual retained for these services by your local government, and indicate the total amount paid to that firm or individual for the purpose of attempting to influence legislative or administrative action.

The form is pre-populated with the previous year's entries. If you have retained a new lobbyist, you can overwrite the pre-populated box by using the dropdown menu and selecting a different lobbyist, or add a new lobbyist if it does not exist in the dropdown menu. If you have fewer lobbyists this year, simply use the delete key to clear the cells with the names of the lobbyists no longer with the association.

1) **“Amount Billed for Lobbying for the Calendar Year”** should include:

a) The actual “cost of publication and distribution of each publication used in lobbying; other printing; media (including the cost of production); postage; travel; fees, including allowances; entertainment; telephone and telegraph; and other expenses.” (Minnesota Statutes § 10A.04, subdivision 4.)

b) “[A]ll expenditures for advertising, mailing, research, analysis, compilation and dissemination of information, and public relations campaigns related to legislative action, administrative action, or the official action of metropolitan governmental units in this state.” Also, “all salaries and administrative expenses attributable to activities of the principal relating to efforts to influence legislative action, administrative action, or the official action of metropolitan governmental units.” (Minnesota Statutes § 10A.04, subdivision 6)

c) Costs of production of material that directly support lobbying, and general administrative and overhead are included as costs. (Minnesota Rule 4511.0600, subp. 5).

### **Employee Lobbyists**

1) **Total amount of employee compensation used for lobbying:** To calculate the total amount of employee compensation allocated for lobbying purposes, please use the following method:

For each employee involved in lobbying, estimate the percentage of their time allocated to this activity and multiply it times the total annual compensation of the employee (health, dental, employer-paid life insurance and retirement benefits – including employer-paid FICA).

For example if the total compensation of the employee is \$100,000, and 25 percent of their time is spent on lobbying, \$25,000 would be the amount spent on lobbying for that employee. Perform this calculation for all employees involved in the lobbying effort, and then add the amounts together for the total.

2) **All Other Costs Associated with Lobbying:** Include all costs associated with lobbying not accounted for in the other categories, including costs associated with other employees of the association such as the prorated amount of salary and benefits of those employees who assist in research, administration, communication, and support for lobbying. Do not include the salary and benefits of those previously listed as employee or contract lobbyists.

### **Association Member Page**

The form is pre-populated with known members of the association. Additional members can be added at the bottom of the list.

Include the amount, in dollars, of total dues paid by the individual member. If an entity is no longer a member, leave the “dues paid” box blank and that entity will not appear next year.

The proportion of dues used for lobbying purposes is pre-populated based on the amount listed on the first page of the form.

The information for this report is collected in accordance with Minnesota Statutes § 6.76. The form is due by January 31.