

# Table of Contents

## Department of Military Affairs

Agency Profile.....	1
Expenditures Overview.....	3
Financing by Fund.....	4
Change Item: "Net Zero Growth" Deficiency Transfer.....	6
Change Item: Sustain State Tuition Reimbursement Program to Servies Member and Other Eligible Members & State Enlistment and Retention Bonus Programs to Service Members.....	8
Change Item: Operating Adjustment.....	10
Maintenance of Military Training Facilities.....	11
Expenditures Overview.....	13
Financing by Fund.....	14
General Support.....	16
Expenditures Overview.....	18
Financing by Fund.....	19
Enlistment Incentives.....	21
Expenditures Overview.....	23
Financing by Fund.....	24
Emergency Services.....	25
Expenditures Overview.....	27
Financing by Fund.....	28
Federal Funds Summary.....	29

[minnesotanationalguard.org/](http://minnesotanationalguard.org/)

**AT A GLANCE**

- Serve the 13,204 members of the Minnesota Army (10,985) and Air (2,219) National Guard
- Since 9/11, the Minnesota National Guard has deployed more than 26,670 Army and Air Guard members to more than 37 countries worldwide
- Responsible for approximately \$371 - \$487 million per year from the federal government
- 345.3 FTEs (full-time equivalents) cross the state - only 31 are 100% state-funded
- Provided assistance to over 42 state active duty missions in response to floods, fire, blizzards and other natural disasters or other emergencies since 2005
- Provided more than 28,229 state active duty work days by service members since 2005

**PURPOSE**

Federal: As a federal entity, military members of the Minnesota National Guard serve as a reserve force for the United States Army and Air Force. They are subject to be called to federal active duty for extended periods of time by the President.

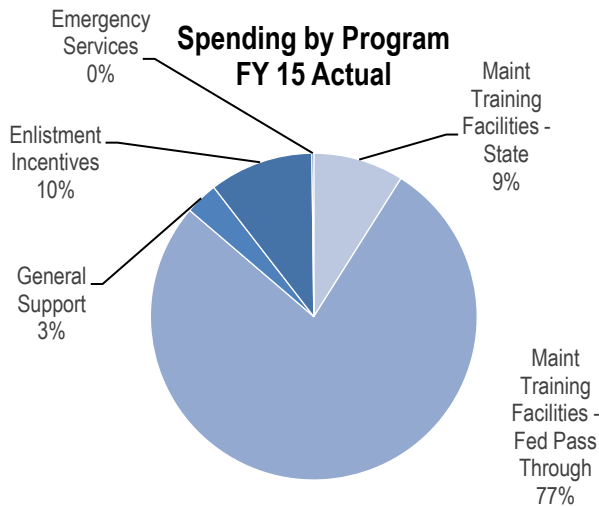
State: As a state entity, the Minnesota National Guard provides support to local law enforcement agencies during natural disasters and other emergencies at the direction of the Governor.

Community: The Minnesota National Guard is also involved in community support projects throughout the state. These projects give our soldiers a chance to “give back to the community.”

We are comprised of and include the military forces of the state, the Office of the Adjutant General, all military reservations, military installations, armories, air bases, facilities owned or controlled by the state for military purposes, and civilians employed by the state for the administration of the military department.

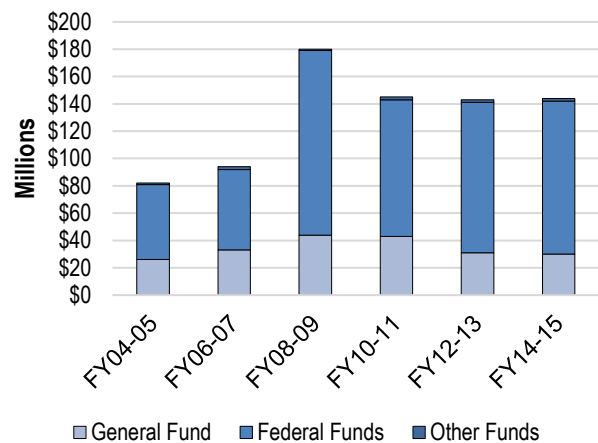
We support the following statewide outcome: **People in Minnesota are safe.**

**BUDGET**



Source: SWIFT

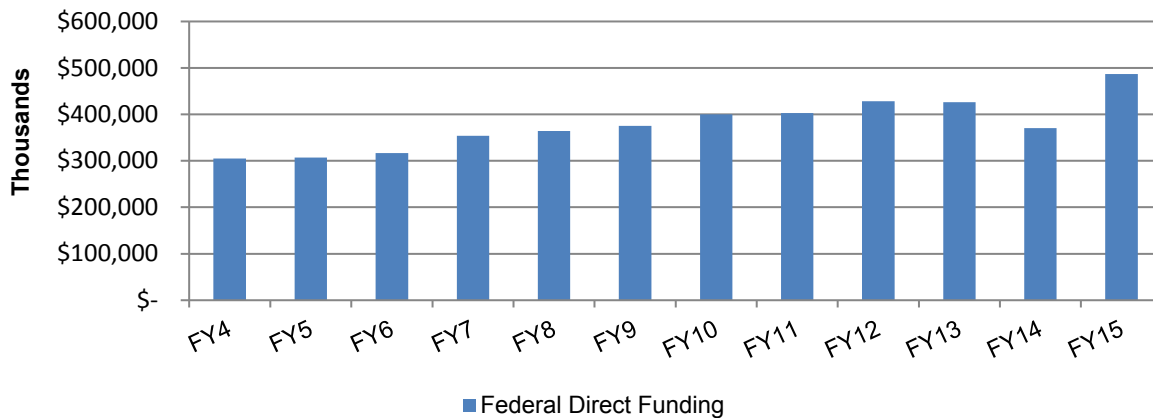
**Historical Spending**



Does not include federal direct spending

Source: Consolidated Fund Statement

### Historical Spending - Federal Direct Funding



**Source: Minnesota National Guard Annual Reports**

Ninety-five percent of our total budget comes from the federal government through direct federal funding, cooperative agreements for facilities construction and maintenance, telecommunications, security, firefighting, and the STARBASE educational program serving inner city school students. The state General Fund accounts for 4.63% of our budget, and approximately 0.37% comes from other sources (local government, facility sales, housing operations, etc.). Additionally, we are responsible for approximately \$371 - \$487 million per year from the federal government. These funds are paid to individuals and vendors for federal-related activities and do not pass through the state treasury. The department’s staff includes 345.3 FTEs and only 31 FTEs are 100% state-funded. The remainder are predominantly federally funded -- some at 100% and most others at 75% or 80%.

### STRATEGIES

We integrate federal and state resources to pursue strategies in two lines of effort. The first is **Provide Ready Units** which includes actions that provide a competent ready force, sustain optimal force structure and provide support response to any cyber events. The second is **Relationship Integration** which includes actions that maintain and enhance suitable infrastructure and facilities, sustain the “Beyond the Yellow Ribbon” activities, and diversify the force.

We have four core programs that support the Minnesota National Guard and implement these two lines of effort:

The **Maintenance of Military Training Facilities Program** maintains the state’s facilities used to train and house the members of the Minnesota National Guard and to protect the state’s investment in facilities including the MN State Armory Building Commission (MSABC) facilities. Each Air National Guard base has a civil engineering function responsible for the maintenance of the federal facilities that are supported with state and federal dollars.

The **Enlistment Incentives Program** supports and manages the department’s enlistment and retention incentives and tuition reimbursement programs. These programs provide incentives to the men and women who enlist and maintain their memberships in the Army and Air National Guard.

**Emergency Services** funds emergency response activities at the order of the Governor when the National Guard is activated in response to state emergencies.

**General Support** provides the general administrative, financial, accounting, budgeting, project management, strategic planning, and human resource support necessary for the operation of the department.

MNDMA’s legal authority is provided from M.S. 190 – 195 (<https://www.revisor.mn.gov/statutes/?id=190>).

**Expenditures By Fund**

	Actual	Actual	Actual	Estimate	Forecasted Base		Governor's Recommendation	
	FY14	FY15	FY16	FY17	FY18	FY19	FY18	FY19
1000 - General	15,294	17,328	28,437	32,006	19,962	19,950	25,204	26,422
2000 - Restrict Misc Special Revenue	1,314	1,329	1,449	1,552	1,590	1,614	1,590	1,614
3000 - Federal	59,070	65,356	63,146	90,200	78,200	78,200	78,200	78,200
<b>Total</b>	<b>75,678</b>	<b>84,013</b>	<b>93,033</b>	<b>123,759</b>	<b>99,751</b>	<b>99,763</b>	<b>104,993</b>	<b>106,235</b>
<i>Biennial Change</i>				57,101		(17,277)		(5,563)
<i>Biennial % Change</i>				36		(8)		(3)
<i>Governor's Change from Base</i>								11,714
<i>Governor's % Change from Base</i>								6

**Expenditures by Program**

Program: Maintenance Training Facilities	65,612	71,622	76,397	103,737	87,556	87,575	87,581	87,621
Program: General Support	3,475	4,365	4,205	5,359	5,008	5,013	5,044	5,078
Program: Enlistment Incentives	6,427	7,834	11,764	14,376	6,900	6,888	12,081	13,249
Program: Emergency Services	164	192	666	288	288	288	288	288
<b>Total</b>	<b>75,678</b>	<b>84,013</b>	<b>93,033</b>	<b>123,759</b>	<b>99,751</b>	<b>99,763</b>	<b>104,993</b>	<b>106,235</b>

**Expenditures by Category**

Compensation	20,526	22,895	25,680	30,376	33,015	34,106	34,257	36,578
Operating Expenses	37,089	38,989	43,784	61,935	50,666	49,893	50,666	49,893
Other Financial Transactions	812	575	1,999	2,677	1,707	1,594	1,707	1,594
Grants, Aids and Subsidies	6,761	9,273	12,180	13,138	5,699	5,676	9,699	9,676
Capital Outlay-Real Property	10,490	12,282	9,390	15,633	8,665	8,495	8,665	8,495
<b>Total</b>	<b>75,678</b>	<b>84,013</b>	<b>93,033</b>	<b>123,759</b>	<b>99,751</b>	<b>99,763</b>	<b>104,993</b>	<b>106,235</b>

**Full-Time Equivalents**

	<b>295.7</b>	<b>332.8</b>	<b>349.1</b>	<b>363.8</b>	<b>365.3</b>	<b>364.9</b>	<b>365.3</b>	<b>364.9</b>
--	--------------	--------------	--------------	--------------	--------------	--------------	--------------	--------------

**1000 - General**

	Actual	Actual	Actual	Estimate	Forecast Base		Governor's Recommendation	
	FY14	FY15	FY16	FY17	FY18	FY19	FY18	FY19
Balance Forward In	14,497	18,730	20,766	12,347	223	145	223	145
Direct Appropriation	19,368	19,368	19,368	19,616	19,616	19,616	24,858	26,088
Open Appropriation	164	192	666	288	288	288	288	288
Net Transfers	(12)	(17)	(17)	(21)	(19)	(19)	(19)	(19)
Cancellations	0	178	0	0	0	0	0	0
<b>Expenditures</b>	<b>15,294</b>	<b>17,328</b>	<b>28,437</b>	<b>32,006</b>	<b>19,962</b>	<b>19,950</b>	<b>25,204</b>	<b>26,422</b>
Balance Forward Out	18,723	20,766	12,347	223	145	79	145	79
<i>Biennial Change in Expenditures</i>				27,821		(20,531)		(8,817)
<i>Biennial % Change in Expenditures</i>				85		(34)		(15)
<i>Gov's Exp Change from Base</i>								11,714
<i>Gov's Exp % Change from Base</i>								29
Full-Time Equivalents	39.5	39.9	40.2	41.8	43.3	42.9	43.3	42.9

**2000 - Restrict Misc Special Revenue**

	Actual	Actual	Actual	Estimate	Forecast Base		Governor's Recommendation	
	FY14	FY15	FY16	FY17	FY18	FY19	FY18	FY19
Balance Forward In	3,764	3,711	2,630	3,197	3,334	3,371	3,334	3,371
Receipts	873	1,265	1,514	1,702	1,151	1,170	1,151	1,170
Net Transfers	491	(1,017)	502	(13)	475	475	475	475
<b>Expenditures</b>	<b>1,314</b>	<b>1,329</b>	<b>1,449</b>	<b>1,552</b>	<b>1,590</b>	<b>1,614</b>	<b>1,590</b>	<b>1,614</b>
Balance Forward Out	3,815	2,630	3,197	3,334	3,371	3,402	3,371	3,402
<i>Biennial Change in Expenditures</i>				359		201		201
<i>Biennial % Change in Expenditures</i>				14		7		7
<i>Gov's Exp Change from Base</i>								0
<i>Gov's Exp % Change from Base</i>								0
Full-Time Equivalents	14.4	15.1	16.7	16.8	16.8	16.8	16.8	16.8

**3000 - Federal**

	Actual	Actual	Actual	Estimate	Forecast Base		Governor's Recommendation	
	FY14	FY15	FY16	FY17	FY18	FY19	FY18	FY19
Balance Forward In	8,427	2,108	734	705	685	694	685	694
Receipts	55,145	65,186	63,118	90,200	78,209	78,200	78,209	78,200
Net Transfers	0	(1,204)	0	0	0	0	0	0
<b>Expenditures</b>	<b>59,070</b>	<b>65,356</b>	<b>63,146</b>	<b>90,200</b>	<b>78,200</b>	<b>78,200</b>	<b>78,200</b>	<b>78,200</b>

**3000 - Federal**

Balance Forward Out	4,502	734	705	685	694	694	694	694
<i>Biennial Change in Expenditures</i>				28,921		3,053		3,053
<i>Biennial % Change in Expenditures</i>				23		2		2
<i>Gov's Exp Change from Base</i>								0
<i>Gov's Exp % Change from Base</i>								0
Full-Time Equivalents	241.8	277.8	292.3	305.3	305.3	305.3	305.3	305.3

# Department of Military Affairs

## FY18-19 Biennial Budget Change Item

### Change Item Title: “Net Zero Growth” Deficiency Transfer

Fiscal Impact (\$000s)	FY 2018	FY 2019	FY 2020	FY 2021
General Fund				
Expenditures	0	0	0	0
Revenues	0	0	0	0
Other Funds				
Expenditures	0	0	0	0
Revenues	0	0	0	0
Net Fiscal Impact = (Expenditures – Revenues)	0	0	0	0
<b>FTEs</b>	<b>0</b>	<b>0</b>	<b>0</b>	<b>0</b>

### Recommendation:

The MN Department of Military Affairs (MDMA) requests a transfer amount of up to \$2 million from the Maintenance appropriation to the Incentives appropriation to address our projected deficit in the Incentives appropriation in SFY2017. This will have a net zero fiscal impact in our budget as a whole.

### Rationale/Background:

Insufficient funding in the “Maintenance” appropriation has created a significant maintenance backlog of our military training and community centers. While the Army National Guard’s mission has changed to an “Operational Force”, 60% of our facilities are categorized as either “Poor” or “Failing” based on the Facility Condition Index (FCI). Without additional funding to meet immediate needs of our facilities for military training and state emergency operations, our facilities’ condition will continue to deteriorate and lag behind national averages. Therefore, in 2015, the agency’s request for a one-time transfer amount of up to \$10M from the Incentives appropriation to the Maintenance appropriation in SFY16 was approved.

Since then, the Federal Tuition Assistance program managed by the federal government has imposed additional restrictions for users of the State Tuition Reimbursement (STR) program which caused our service members to use our STR program at a much higher utilization rate. Other contributing factors for a higher than expected STR utilization rate included higher tuition costs, increased number of semesters attended and increased number of users. Our current average payment and user number trends support higher a STR utilization rate and will continue as service members seek additional education levels to become more marketable in the current job market.

### Proposal:

This is a change to existing programs and will allow the agency to meet our on-going financial needs to fund current incentives programs to recruit and retain service members and to fund current education benefits to service members and other eligible individuals referenced in the MN Statute §192.501. Also, it supports The Adjutant General’s “Competent Ready Force” priority and the Governor’s “World’s Best Workforce” priority category.

### Results:

Type of Measure	Name of Measure	Previous	Current	Dates
Quantity	Increase diversity among first-term enlistments (LOA 5-1). The first step in increasing the diversity of our force is to recruit a large pool of diverse Soldiers/Airmen that can subsequently be retained and promoted to all levels of the organization as their careers progress.	4 of 8 objectives meeting standard	6 of 12 objectives meeting standard	2014 & 2016

<b>Type of Measure</b>	<b>Name of Measure</b>	<b>Previous</b>	<b>Current</b>	<b>Dates</b>
Quantity	Increase diversity among mid-grades (LOA 5-2). Having a large pool of diverse first-term enlistments will assist toward achieving this objective, but other initiatives are required to ensure continued success. It must begin with career development programs implemented at all levels of command. These programs will help SMs envision and develop plans for their future service, which will provide them with the tools to successfully manage their careers.	1 of 5 objectives meeting standard	2 of 6 objectives meeting standard	2014 & 2016
Results	<i>Competent Ready Force (LOA 1)</i> . The Minnesota National Guard's enduring mission is to protect the nation by providing forces and capabilities in support of the Governor, Combatant Commanders and domestic operations. We will accomplish this by achieving and maintaining the required personnel, equipment, training and resourcing levels that ensure our success.	3 of 4 objectives meeting standard	3 of 4 objectives meeting standard	3 of 4 objectives meeting standard



## Department of Military Affairs

### FY18-19 Biennial Budget Change Item

#### Change Item Title: Sustain State Tuition Reimbursement Program to Service Members and Other Eligible Members & State Enlistment and Retention Bonus Programs to Service Members

Fiscal Impact (\$000s)	FY 2018	FY 2019	FY 2020	FY 2021
General Fund				
Expenditures	5,179	6,357	5,179	5,179
Revenues	0	0	0	0
Other Funds				
Expenditures	0	0	0	0
Revenues	0	0	0	0
Net Fiscal Impact = (Expenditures – Revenues)	5,179	6,357	5,179	5,179
FTEs	0	0	0	0

#### Recommendation:

The Governor recommends a general fund increase of \$5.179 million in FY2018 and \$6.357 million in FY2019 for the MN Department of Military Affairs (MDMA) to sustain the agency's current incentive programs for service members and other eligible individuals per the MN Statute §192.501.

#### Rationale/Background:

The Federal Tuition Assistance program managed by the federal government has imposed additional restrictions for users which caused service members to use the State Tuition Reimbursement (STR) program at high utilization rate. Other contributing factors for a higher than expected STR utilization rate included higher tuition costs, increased number of semesters attended, and increased number of users.

The MDMA offers the following incentives programs to recruit and retain service members:

1. State Reenlistment Bonus Program – Offered to service members that have completed 6 years of service creditable for retirement and must have less than 13 years of service creditable for retirement on their current Expiration Term of Service date.
2. State Medic Bonus Program - Authorized for current service members that are servicing in an authorized duty position that requires the Emergency Medical Technician – B certification and have a current National Registry of Emergency Medical Technician card.
3. State Enlistment Bonus Program - Authorized for non-prior service or prior service Army skill-level 10 (E-4 and below) and Air E-3 and below (training level 1 or 3) enlisting into hard slot or over-strength vacancies within the Career Management Fields and Air Force Specialty Codes (AFSCs).
4. State Reclassification Bonus Program - Authorized for E-5 through E-7 vacancies in Military Occupational Specialties and AFSCs identified by The Adjutant General.

#### Proposal:

The Governor recommends increasing funds by \$5.179 million in FY2018 and \$6.357 million in FY2019 to allow the agency to meet on-going financial needs to fund current education benefits to service members and other eligible individuals referenced in the MN Statute §192.501. It also allows the agency to fund current incentive programs to recruit and retain service members. The implementation date for this proposal is July 1, 2017.

#### Equity and Inclusion:

When the Minnesota National Guard established its diversity goals in 2011, the organization set its sights on shaping a force with a commensurate percentage of diverse individuals relative to the state of Minnesota's population. In 2015, nearly 27% of new Minnesota National Guard recruits were from diverse populations.

<b>Year</b>	<b>Minority % - MN National Guard</b>	<b>Female % - MN National Guard</b>
2011	7.80%	16.20%
2015	14.30%	18.00%

The agency's State Tuition Reimbursement program user profile includes the following:

1. Gender: Male - 71%, Female - 29%
2. Ethnicity – White - 85%, Black - 8%, Asian/native Hawaiian/Pacific Islander – 5%, American Indian/Alaska Native – 2%

**Results:**

<b>Type of Measure</b>	<b>Name of Measure</b>	<b>Previous</b>	<b>Current</b>	<b>Dates</b>
Quantity	Increase diversity among first-term enlistments (LOA 5-1). The first step in increasing the diversity of the force is to recruit a large pool of diverse Soldiers/Airmen that can subsequently be retained and promoted to all levels of the organization as their careers progress.	4 of 8 objectives meeting standard	6 of 12 objectives meeting standard	2014 & 2016
Quantity	Increase diversity among mid-grades (LOA 5-2). Having a large pool of diverse first-term enlistments will assist toward achieving this objective, but other initiatives are required to ensure continued success. It must begin with career development programs implemented at all levels of command. These programs will help SMs envision and develop plans for their future service, which will provide them with the tools to successfully manage their careers.	1 of 5 objectives meeting standard	2 of 6 objectives meeting standard	2014 & 2016
Results	Competent Ready Force (LOA 1). The Minnesota National Guard's enduring mission is to protect the nation by providing forces and capabilities in support of the Governor, Combatant Commanders and domestic operations. We will accomplish this by achieving and maintaining the required personnel, equipment, training and resourcing levels that ensure our success.	3 of 4 objectives meeting standard	3 of 4 objectives meeting standard	3 of 4 objectives meeting standard

# Department of Military Affairs

## FY18-19 Biennial Budget Change Item

### Change Item Title: Operating Adjustment

Fiscal Impact (\$000s)	FY 2018	FY 2019	FY 2020	FY 2021
General Fund				
Expenditures	63	115	115	115
Revenues	0	0	0	0
Other Funds				
Expenditures	0	0	0	0
Revenues	0	0	0	0
Net Fiscal Impact = (Expenditures – Revenues)	63	115	115	115
<b>FTEs</b>	<b>0</b>	<b>0</b>	<b>0</b>	<b>0</b>

### Recommendation:

The Governor recommends additional funding of \$178,000 in FY 2018-2019 and \$230,000 FY 2020-2021 to maintain the current level of service delivery at the MN Department of Military Affairs.

### Rationale/Background:

Each year, employer-paid health care contributions, pension contributions, FICA and Medicare, along with other salary and compensation-related costs increase. Other operating costs, like rent and lease, fuel and utilities, and IT and legal services also grow. This cost growth puts pressure on agency operating budgets that remain flat from year to year.

Agencies face challenging decisions to manage these costs within existing budgets, while maintaining the services Minnesotans expect. From year to year, agencies find ways to become more efficient with existing resources. However, cost growth typically outstrips efficiencies, and without additional resources added to agency budgets, service delivery erodes.

For the MN Department of Military Affairs, an erosion of services include the following:

- Managing the Master Cooperative Agreements with the federal government.
- Providing the leadership, planning, technical, and administrative support for the state agency and conducting training and exercises to enhance readiness to perform support to civil authorities.
- Providing the support for the separate grants and programs authorized by the legislature, such as the Beyond the Yellow Ribbon Program and Support Our Troops funding.
- Maintaining and developing sustainable infrastructure which includes Camp Ripley Training Center, two airbases, two army aviation support facilities and the Training & Community Centers (TACCs).
- Managing the state enlistment and retention programs to maintain a competent and ready force.

### Proposal:

The Governor recommends increasing agency operating budgets to maintain the delivery of current services. For the MN Department of Military Affairs this funding will cover expected and anticipated employee compensation growth, including anticipated compensation increases and employer-paid pension costs.

### Results:

This proposal is intended to allow agencies to continue to provide current levels of service and information to the public.

**Program: Maintenance of Military Training Facilities**

[minnesotanationalguard.org/](http://minnesotanationalguard.org/)

**AT A GLANCE**

In 2016, we:

- Maintain 63 Training and Community Centers (TACCs) – commonly known as armories, two airbases, two Army Aviation Support Facilities, and nine maintenance facilities in 61 communities
- New construction of the Stillwater facility in October 2016 at a cost of \$20 million (state and federal funds)
- Provided construction and professional service contracting services for the agency
- Provided procurement services for goods, fixed assets, and services for the agency
- Commenced the state’s largest solar project at Camp Ripley in partnership with MN Power

**PURPOSE & CONTEXT**

This program is responsible for maintaining the state’s facilities used to train and house the members of the Minnesota National Guard, and to protect the state’s investment in these facilities. We maintain and develop sustainable infrastructure at the Camp Ripley Training Center, two airbases, two army aviation support facilities and the Training & Community Centers (TACCs) in 61 communities across the State.

**SERVICES PROVIDED**

Military Affairs has a series of cooperative agreements in place for operations and maintenance of state owned and licensed facilities, for providing security at the Air Bases, Camp Ripley, and the Army Aviation Support Facilities, and for firefighting services at the Duluth Air Base and Camp Ripley.

We support state facilities that federal forces use to accomplish their mission of preparing soldiers and airmen for federal and state missions. Each Air National Guard Base in Minneapolis and Duluth has a civil engineering function that is responsible for the maintenance of the federal facilities that are supported with state and federal dollars.

**RESULTS**

Specific aspects of these results including objectives, performance measures and results can be found in the Annual Report and Campaign Plan at [www.Minnesotanationalguard.org/](http://www.Minnesotanationalguard.org/).

<b>Type of Measure</b>	<b>Name of Measure</b>	<b>Previous</b>	<b>Current</b>	<b>Dates</b>
Quality	<i>Optimize infrastructure capabilities.</i> Optimizing our infrastructure capabilities and efficiencies includes our training areas, roads, buildings, Training and Community Centers and Facility Maintenance Shops. The MNNG will optimize its infrastructure capabilities and improve efficiencies in order to reduce net output of greenhouse gas emissions to zero.	2 of 4 objectives meeting standards	2 of 3 objectives meeting standards	2014 & 2016

<b>Type of Measure</b>	<b>Name of Measure</b>	<b>Previous</b>	<b>Current</b>	<b>Dates</b>
Quality	<i>Improve Infrastructure Efficiency to Net-Zero Goal (LOA 3.2).</i> The MNNG will work toward optimizing our infrastructure capabilities to improve efficiencies to reduce net consumption of water, energy and waste. We will decrease facility energy consumption and track and monitor solid waste disposal in accordance with Federal Executive Order and the Army Sustainability Campaign Plan.	6 of 10 objectives meeting standards	2 of 2 objectives meeting standards	2014 & 2016
Quality	<i>Improve Infrastructure Efficiency to Net-Zero Goal (LOA 3.2).</i> The MNNG will work toward optimizing our infrastructure capabilities to improve efficiencies to reduce net consumption of water, energy and waste. We will decrease facility energy consumption and track and monitor solid waste disposal in accordance with Federal Executive Order and the Army Sustainability Campaign Plan.	6 of 10 objectives meeting standards	2 of 2 objectives meeting standards	2014 & 2016
Result	<i>Competent Ready Force (LOA 1).</i> The Minnesota National Guard's enduring mission is to protect the nation by providing forces and capabilities in support of the Governor, Combatant Commanders and domestic operations. We will accomplish this by achieving and maintaining the required personnel, equipment, training and resourcing levels that ensure our success.	3 of 4 objectives meeting standards	3 of 4 objectives meeting standards What standards? How are they measured?	2014 & 2016

Performance Measures Notes

LOA = Line of Action

---

MNDMA's legal authority is provided from M.S. 190 – 195

**Expenditures By Fund**

	Actual	Actual	Actual	Estimate	Forecast Base		Governor's Recommendation	
	FY14	FY15	FY16	FY17	FY18	FY19	FY18	FY19
1000 - General	6,327	6,831	13,458	13,864	9,661	9,661	9,686	9,707
2000 - Restrict Misc Special Revenue	801	741	772	872	896	915	896	915
3000 - Federal	58,485	64,050	62,168	89,000	77,000	77,000	77,000	77,000
<b>Total</b>	<b>65,612</b>	<b>71,622</b>	<b>76,397</b>	<b>103,737</b>	<b>87,556</b>	<b>87,575</b>	<b>87,581</b>	<b>87,621</b>
<i>Biennial Change</i>				42,900		(5,003)		(4,932)
<i>Biennial % Change</i>				31		(3)		(3)
<i>Governor's Change from Base</i>								71
<i>Governor's % Change from Base</i>								0

**Expenditures by Budget Activity**

Budget Activity: Maintenance of Training Facilities	65,612	71,622	76,397	103,737	87,556	87,575	87,581	87,621
<b>Total</b>	<b>65,612</b>	<b>71,622</b>	<b>76,397</b>	<b>103,737</b>	<b>87,556</b>	<b>87,575</b>	<b>87,581</b>	<b>87,621</b>

**Expenditures by Category**

Compensation	18,460	20,627	22,707	25,497	27,713	28,708	27,738	28,754
Operating Expenses	35,981	38,135	42,352	60,687	49,464	48,743	49,464	48,743
Other Financial Transactions	679	570	1,938	2,274	1,691	1,594	1,691	1,594
Grants, Aids and Subsidies	2	9	10	35	35	35	35	35
Capital Outlay-Real Property	10,490	12,282	9,390	15,244	8,653	8,495	8,653	8,495
<b>Total</b>	<b>65,612</b>	<b>71,622</b>	<b>76,397</b>	<b>103,737</b>	<b>87,556</b>	<b>87,575</b>	<b>87,581</b>	<b>87,621</b>

**Full-Time Equivalents**

	<b>274.0</b>	<b>306.6</b>	<b>323.4</b>	<b>339.9</b>	<b>339.9</b>	<b>339.9</b>	<b>339.9</b>	<b>339.9</b>
--	--------------	--------------	--------------	--------------	--------------	--------------	--------------	--------------

**1000 - General**

	Actual FY14	Actual FY15	Actual FY16	Estimate FY17	Forecast Base		Governor's Recommendation	
					FY18	FY19	FY18	FY19
Balance Forward In	0	342	0	6,203	0	0	0	0
Direct Appropriation	6,661	6,661	9,661	9,661	9,661	9,661	9,686	9,707
Net Transfers	0	0	10,000	(2,000)	0	0	0	0
Cancellations	0	172	0	0	0	0	0	0
<b>Expenditures</b>	<b>6,327</b>	<b>6,831</b>	<b>13,458</b>	<b>13,864</b>	<b>9,661</b>	<b>9,661</b>	<b>9,686</b>	<b>9,707</b>
Balance Forward Out	334	0	6,203	0	0	0	0	0
<i>Biennial Change in Expenditures</i>				14,164		(8,000)		(7,929)
<i>Biennial % Change in Expenditures</i>				108		(29)		(29)
<i>Gov's Exp Change from Base</i>								71
<i>Gov's Exp % Change from Base</i>								0
Full-Time Equivalents	19.0	15.8	16.4	19.9	19.9	19.9	19.9	19.9

**2000 - Restrict Misc Special Revenue**

	Actual FY14	Actual FY15	Actual FY16	Estimate FY17	Forecast Base		Governor's Recommendation	
					FY18	FY19	FY18	FY19
Balance Forward In	5	44	439	538	636	734	636	734
Receipts	849	1,137	871	970	993	1,012	993	1,012
Net Transfers	0	0	0	0	0	0	0	0
<b>Expenditures</b>	<b>801</b>	<b>741</b>	<b>772</b>	<b>872</b>	<b>896</b>	<b>915</b>	<b>896</b>	<b>915</b>
Balance Forward Out	54	439	538	636	734	831	734	831
<i>Biennial Change in Expenditures</i>				103		166		166
<i>Biennial % Change in Expenditures</i>				7		10		10
<i>Gov's Exp Change from Base</i>								0
<i>Gov's Exp % Change from Base</i>								0
Full-Time Equivalents	13.2	13.1	14.7	14.7	14.7	14.7	14.7	14.7

**3000 - Federal**

	Actual FY14	Actual FY15	Actual FY16	Estimate FY17	Forecast Base		Governor's Recommendation	
					FY18	FY19	FY18	FY19
Balance Forward In	7,568	753	734	685	685	694	685	694
Receipts	54,216	64,032	62,119	89,000	77,009	77,000	77,009	77,000
Net Transfers	0	0	0	0	0	0	0	0
<b>Expenditures</b>	<b>58,485</b>	<b>64,050</b>	<b>62,168</b>	<b>89,000</b>	<b>77,000</b>	<b>77,000</b>	<b>77,000</b>	<b>77,000</b>
Balance Forward Out	3,300	734	685	685	694	694	694	694
<i>Biennial Change in Expenditures</i>				28,633		2,831		2,831

(Dollars in Thousands)

**3000 - Federal**

<i>Biennial % Change in Expenditures</i>				23		2		2
<i>Gov's Exp Change from Base</i>								0
<i>Gov's Exp % Change from Base</i>								0
Full-Time Equivalents	241.8	277.8	292.3	305.3	305.3	305.3	305.3	305.3



Program: General Support

[minnesotanationalguard.org/](http://minnesotanationalguard.org/)

**AT A GLANCE**

In 2016, we:

- Provided accounting and administrative services to support cooperative agreement projects totaling over \$93.2 million
- Provided human resources, payroll, and administrative services to 345 Full-Time Equivalents (FTEs)
- Supported 292 Yellow Ribbon Entities (216 cities, 25 counties, and 51 companies)
- Provided grants to service members, family support groups, and other veteran organizations from the proceeds of the Support Our Troops (SOT) license plates

**PURPOSE & CONTEXT**

Administrative Services provides the general administrative, financial, accounting, budgeting, project management, strategic planning, and human resource support necessary for the operation of the department. It also provides the support for members of the National Guard called to state active duty by the Governor.

**SERVICES PROVIDED**

Under the administrative services activity we provide support to the Adjutant General’s staff, the department directors responsible for the cooperative agreements with the federal government, the state employees of the department, and, in times of state declared emergencies, the members of the Minnesota Army and Air National Guard called to state active duty. We administer programs that support military members of the Minnesota National Guard and we provide the leadership, planning, technical, and administrative support for the state agency and conducts training and exercises to enhance readiness to perform support to civil authorities. Additionally, we provide the support for the separate grants and programs authorized by the legislature, such as the Beyond the Yellow Ribbon Program and Support Our Troops funding.

**RESULTS**

Specific aspects of these results including objectives, performance measures and results can be found in the Annual Report and Campaign Plan at [minnesotanationalguard.org/aboutus/](http://minnesotanationalguard.org/aboutus/)

<b>Type of Measure</b>	<b>Name of Measure</b>	<b>Previous</b>	<b>Current</b>	<b>Dates</b>
Quality	<i>Sustainable Infrastructure (LOA 3)</i> . We will develop Sustainable Infrastructure including our two airbases and the facilities in 63 communities across the state. It is crucial that we optimize the physical capabilities at each location which will facilitate enhancing partnerships throughout the communities in which we serve.	1 of 2 objectives meeting standard	3 of 4 objectives meeting standard	2014 & 2016

<b>Type of Measure</b>	<b>Name of Measure</b>	<b>Previous</b>	<b>Current</b>	<b>Dates</b>
Result	Support Beyond the Yellow Ribbon Program (LOA 4). We will continue development of a comprehensive program that connects Service Members (SM) and their families (MFM) with community support, training, services and resources in networks.	0 of 2 objectives meeting standard	2 of 5 objectives meeting standard describe the standards	2014 & 2016
Result	<i>Competent Ready Force (LOA 1)</i> . The Minnesota National Guard's enduring mission is to protect the nation by providing forces and capabilities in support of the Governor, Combatant Commanders and domestic operations. We will accomplish this by achieving and maintaining the required personnel, equipment, training and resourcing levels that ensure our success.	3 of 4 objectives meeting standard	3 of 4 objectives meeting standard	2014 & 2016

LOA = Line of Action

---

MNDMA's legal authority is provided from M.S. 190 – 195.

**Expenditures By Fund**

	Actual	Actual	Actual	Estimate	Forecast Base		Governor's Recommendation	
	FY14	FY15	FY16	FY17	FY18	FY19	FY18	FY19
1000 - General	2,376	2,472	2,549	3,479	3,114	3,114	3,150	3,179
2000 - Restrict Misc Special Revenue	514	588	677	680	694	699	694	699
3000 - Federal	585	1,306	979	1,200	1,200	1,200	1,200	1,200
<b>Total</b>	<b>3,475</b>	<b>4,365</b>	<b>4,205</b>	<b>5,359</b>	<b>5,008</b>	<b>5,013</b>	<b>5,044</b>	<b>5,078</b>
<i>Biennial Change</i>				1,724		457		558
<i>Biennial % Change</i>				22		5		6
<i>Governor's Change from Base</i>								101
<i>Governor's % Change from Base</i>								1

**Expenditures by Budget Activity**

Budget Activity: Administrative Services-DMA	2,378	2,477	2,554	3,486	3,122	3,122	3,158	3,187
Budget Activity: Auxiliary Services	279	575	572	489	544	549	544	549
Budget Activity: Starbase Minnesota	585	1,306	979	1,200	1,200	1,200	1,200	1,200
Budget Activity: Camp Ripley Timber Sales	233	8	100	183	142	142	142	142
<b>Total</b>	<b>3,475</b>	<b>4,365</b>	<b>4,205</b>	<b>5,359</b>	<b>5,008</b>	<b>5,013</b>	<b>5,044</b>	<b>5,078</b>

**Expenditures by Category**

Compensation	1,457	1,888	1,849	1,951	2,366	2,456	2,402	2,521
Operating Expenses	1,055	703	821	1,024	978	926	978	926
Other Financial Transactions	133	0	61	403	16	0	16	0
Grants, Aids and Subsidies	830	1,774	1,474	1,591	1,636	1,631	1,636	1,631
Capital Outlay-Real Property	0	0	0	389	12	0	12	0
<b>Total</b>	<b>3,475</b>	<b>4,365</b>	<b>4,205</b>	<b>5,359</b>	<b>5,008</b>	<b>5,013</b>	<b>5,044</b>	<b>5,078</b>

**Full-Time Equivalent**

<b>20.1</b>	<b>24.1</b>	<b>23.7</b>	<b>22.0</b>	<b>23.5</b>	<b>23.0</b>	<b>23.5</b>	<b>23.0</b>
-------------	-------------	-------------	-------------	-------------	-------------	-------------	-------------

**1000 - General**

	Actual	Actual	Actual	Estimate	Forecast Base		Governor's Recommendation	
	FY14	FY15	FY16	FY17	FY18	FY19	FY18	FY19
Balance Forward In	555	526	390	643	211	145	211	145
Direct Appropriation	2,359	2,359	2,819	3,067	3,067	3,067	3,103	3,132
Net Transfers	(12)	(17)	(17)	(21)	(19)	(19)	(19)	(19)
Cancellations	0	6	0	0	0	0	0	0
<b>Expenditures</b>	<b>2,376</b>	<b>2,472</b>	<b>2,549</b>	<b>3,479</b>	<b>3,114</b>	<b>3,114</b>	<b>3,150</b>	<b>3,179</b>
Balance Forward Out	526	390	643	211	145	79	145	79
<i>Biennial Change in Expenditures</i>				1,179		201		302
<i>Biennial % Change in Expenditures</i>				24		3		5
<i>Gov's Exp Change from Base</i>								101
<i>Gov's Exp % Change from Base</i>								2
Full-Time Equivalents	18.9	22.1	21.7	19.9	21.4	21.0	21.4	21.0

**2000 - Restrict Misc Special Revenue**

	Actual	Actual	Actual	Estimate	Forecast Base		Governor's Recommendation	
	FY14	FY15	FY16	FY17	FY18	FY19	FY18	FY19
Balance Forward In	2,247	2,155	2,191	2,171	2,698	2,637	2,698	2,637
Receipts	24	128	155	732	158	158	158	158
Net Transfers	491	495	502	475	475	475	475	475
<b>Expenditures</b>	<b>514</b>	<b>588</b>	<b>677</b>	<b>680</b>	<b>694</b>	<b>699</b>	<b>694</b>	<b>699</b>
Balance Forward Out	2,250	2,191	2,171	2,698	2,637	2,571	2,637	2,571
<i>Biennial Change in Expenditures</i>				256		36		36
<i>Biennial % Change in Expenditures</i>				23		3		3
<i>Gov's Exp Change from Base</i>								0
<i>Gov's Exp % Change from Base</i>								0
Full-Time Equivalents	1.2	2.0	2.0	2.0	2.0	2.0	2.0	2.0

**3000 - Federal**

	Actual	Actual	Actual	Estimate	Forecast Base		Governor's Recommendation	
	FY14	FY15	FY16	FY17	FY18	FY19	FY18	FY19
Balance Forward In	0	331	0	0	0	0	0	0
Receipts	763	975	979	1,200	1,200	1,200	1,200	1,200
Net Transfers	0	0	0	0	0	0	0	0
<b>Expenditures</b>	<b>585</b>	<b>1,306</b>	<b>979</b>	<b>1,200</b>	<b>1,200</b>	<b>1,200</b>	<b>1,200</b>	<b>1,200</b>
Balance Forward Out	178	0	0	0	0	0	0	0
<i>Biennial Change in Expenditures</i>				288		221		221

**3000 - Federal**

<i>Biennial % Change in Expenditures</i>	15	10	10
<i>Gov's Exp Change from Base</i>			0
<i>Gov's Exp % Change from Base</i>			0

**Program: Enlistment Incentives**

[minnesotanationalguard.org/education/](http://minnesotanationalguard.org/education/)

**AT A GLANCE**

In 2016, we disbursed:

- \$10.696 million from the State Tuition Reimbursement (STR) program
- \$0.416 million from the State Reenlistment (SRB) program
- \$0.037 million from the State Medic Bonus (SMB) program
- \$0.474 million from the State Enlistment Bonus (SEB) program
- \$0.030 million from the State Reclassification Bonus (SRCB) program

**PURPOSE & CONTEXT**

The Enlistment Incentives program provides selective incentives to the men and women who enlist and maintain their memberships in the Army and Air National Guard to meet the needs of our military force. These incentives allow the Minnesota National Guard to compete with neighboring states and other services in recruitment.

**SERVICES PROVIDED**

Manage programs and provide funding for the state’s enlistment incentives program to recruit and retain service members in shortage job skills and grades to maintain a competent and ready force. Execute and update Minnesota National Guard Circular 621-5-1 which describes the eligibility criteria and procedures for administering the Minnesota State Incentive Programs. We review and update the incentive programs annually based on both the state and federal financial environment.

**RESULTS**

Specific aspects of these results including objectives, performance measures and results can be found in the Annual Report and Campaign Plan at <http://www.minnesotanationalguard.org/education/>

<b>Type of Measure</b>	<b>Name of Measure</b>	<b>Previous</b>	<b>Current</b>	<b>Dates</b>
Result	Competent Ready Force (LOA 1). The Minnesota National Guard’s enduring mission is to protect the nation by providing forces and capabilities in support of the Governor, Combatant Commanders and domestic operations. We will accomplish this by achieving and maintaining the required personnel, equipment, training and resourcing levels that ensure our success.	3 of 4 objectives meeting standard	3 of 4 objectives meeting standard	2014 & 2016
Quantity	<i>Increase diversity among first-term enlistments (LOA 5-1).</i> The first step in increasing the diversity of our force is to recruit a large pool of diverse Soldiers/Airmen that can subsequently be retained and promoted to all levels of the organization as their careers progress.	4 of 8 objectives meeting standard	6 of 12 objectives meeting standard	2014 & 2016

<b>Type of Measure</b>	<b>Name of Measure</b>	<b>Previous</b>	<b>Current</b>	<b>Dates</b>
Quantity	<i>Increase diversity among mid-grades (LOA 5-2).</i> Having a large pool of diverse first-term enlistments will assist toward achieving this objective, but other initiatives are required to ensure continued success. It must begin with career development programs implemented at all levels of command. These programs will help SMs envision and develop plans for their future service, which will provide them with the tools to successfully manage their careers.	1 of 5 objectives meeting standard	2 of 6 objectives meeting standard	2014 & 2016

Performance Measures Notes

LOA = Line of Action

---

M.S. 192.501 (<https://www.revisor.mn.gov/statutes/?id=192.501>) provides the legal authority for MNDMA's Incentives Program.

**Expenditures By Fund**

	Actual	Actual	Actual	Estimate	Forecast Base		Governor's Recommendation	
	FY14	FY15	FY16	FY17	FY18	FY19	FY18	FY19
1000 - General	6,427	7,834	11,764	14,376	6,900	6,888	12,081	13,249
<b>Total</b>	<b>6,427</b>	<b>7,834</b>	<b>11,764</b>	<b>14,376</b>	<b>6,900</b>	<b>6,888</b>	<b>12,081</b>	<b>13,249</b>
<i>Biennial Change</i>				11,880		(12,353)		(811)
<i>Biennial % Change</i>				83		(47)		(3)
<i>Governor's Change from Base</i>								11,542
<i>Governor's % Change from Base</i>								84

**Expenditures by Budget Activity**

Budget Activity: Enlistment Incentives	6,427	7,834	11,764	14,376	6,900	6,888	12,081	13,249
<b>Total</b>	<b>6,427</b>	<b>7,834</b>	<b>11,764</b>	<b>14,376</b>	<b>6,900</b>	<b>6,888</b>	<b>12,081</b>	<b>13,249</b>

**Expenditures by Category**

Compensation	497	344	1,068	2,863	2,871	2,877	4,052	5,238
Operating Expenses	0	0	0	1	1	1	1	1
Grants, Aids and Subsidies	5,929	7,491	10,696	11,512	4,028	4,010	8,028	8,010
<b>Total</b>	<b>6,427</b>	<b>7,834</b>	<b>11,764</b>	<b>14,376</b>	<b>6,900</b>	<b>6,888</b>	<b>12,081</b>	<b>13,249</b>

**Full-Time Equivalents**

	1.7	2.0	2.0	2.0	2.0	2.0	2.0	2.0
--	-----	-----	-----	-----	-----	-----	-----	-----



**1000 - General**

	Actual	Actual	Actual	Estimate	Forecast Base		Governor's Recommendation	
	FY14	FY15	FY16	FY17	FY18	FY19	FY18	FY19
Balance Forward In	13,941	17,863	20,376	5,500	12	0	12	0
Direct Appropriation	10,348	10,348	6,888	6,888	6,888	6,888	12,069	13,249
Net Transfers	0	0	(10,000)	2,000	0	0	0	0
<b>Expenditures</b>	<b>6,427</b>	<b>7,834</b>	<b>11,764</b>	<b>14,376</b>	<b>6,900</b>	<b>6,888</b>	<b>12,081</b>	<b>13,249</b>
Balance Forward Out	17,863	20,376	5,500	12	0	0	0	0
<i>Biennial Change in Expenditures</i>				11,880		(12,353)		(811)
<i>Biennial % Change in Expenditures</i>				83		(47)		(3)
<i>Gov's Exp Change from Base</i>								11,542
<i>Gov's Exp % Change from Base</i>								84
Full-Time Equivalent	1.7	2.0	2.0	2.0	2.0	2.0	2.0	2.0

Program: Emergency Services

[minnesotanationalguard.org/currentops/](http://minnesotanationalguard.org/currentops/)

**AT A GLANCE**

In 2015, we

- Supported wildfire suppression, response to the avian influenza outbreak and winter storm rescue missions in Minnesota and the state of Washington
- Provided 469 state active duty work days and equipment to assist local authorities during state active duty missions

**PURPOSE & CONTEXT**

On order of the Governor of Minnesota, the Minnesota National Guard provides support to state and local police and fire departments to save lives, prevent human suffering and mitigate property damage for the citizens of Minnesota and partner states.

Under the Governor’s Executive Order supporting emergency operations, the Adjutant General submits a funding request to MMB. This emergency open appropriation is used to pay for emergency operations performed by the Army and Air National Guard. The state may be eligible for reimbursement by FEMA, other federal entities, and other supported states.

**SERVICES PROVIDED**

The Minnesota National Guard conducts **Support to Civil Authorities** operations in support of the Governor of Minnesota, federal agencies or the Department of Defense as stipulated under federal and state laws and statutes. Some of the supported emergency events included northern Minnesota wildfires, Emergency Management Assistance Compact wildfire support to the state of Washington, response to the avian influenza outbreak and opened armories for winter storm shelter.

The Minnesota National Guard develops and maintains an **All Hazard Contingency Plan** considering potential emergency situations which contain provisions for actions to be taken before, during and after disasters.

The Minnesota National Guard maintains **dual-status commander capability** in the case that active federal military support is required during a response. This is an important legal distinction for Command and Control authority of federal assets and personnel that are involved in support of state emergencies.

**RESULTS**

Specific aspects of these results including objectives, performance measures and results can be found in the Annual Report and Campaign Plan at <http://www.minnesotanationalguard.org/aboutus/>

<i>Type of Measure</i>	<i>Name of Measure</i>	<i>Previous</i>	<i>Current</i>	<i>Dates</i>
Result	Competent Ready Force (LOA 1). The Minnesota National Guard’s enduring mission is to protect the nation by providing forces and capabilities in support of the Governor, Combatant Commanders and domestic operations. We will accomplish this by achieving and maintaining the required personnel, equipment, training and resourcing levels that ensure our success.	3 of 4 objectives meeting standard	3 of 4 objectives meeting standard	2014 & 2016

<b>Type of Measure</b>	<b>Name of Measure</b>	<b>Previous</b>	<b>Current</b>	<b>Dates</b>
Quality	<i>Optimal Force Structure (LOA 2)</i> . The Minnesota National Guard will plan to achieve an optimal force structure that provides the capabilities to support federal and state missions effectively. We will continually assess and evaluate the right mix of personnel and equipment to leverage our capabilities while balancing the ideal composition for current and anticipated missions.	0 of 3 objectives meeting standard	2 of 3 objectives meeting standard	2014 & 2016
Result	Achieve and Maintain Required Equipment Readiness Levels (LOA 1-2). We will continue to train and maintain our equipment readiness to achieve and maintain capability for our federal, state and local missions.	2 of 4 objectives meeting standard	1 of 3 objectives meeting standard	2014 & 2016

Performance Measures Notes:

LOA = Line of Action

---

M.S. 192.52 (<https://www.revisor.mn.gov/statutes/?id=192.52>) provides the legal authority for MNDMA's Emergency Services.

**Expenditures By Fund**

	Actual	Actual	Actual	Estimate	Forecast Base		Governor's Recommendation	
	FY14	FY15	FY16	FY17	FY18	FY19	FY18	FY19
1000 - General	164	192	666	288	288	288	288	288
<b>Total</b>	<b>164</b>	<b>192</b>	<b>666</b>	<b>288</b>	<b>288</b>	<b>288</b>	<b>288</b>	<b>288</b>
<i>Biennial Change</i>				598		(378)		(378)
<i>Biennial % Change</i>				168		(40)		(40)
<i>Governor's Change from Base</i>								0
<i>Governor's % Change from Base</i>								0

**Expenditures by Budget Activity**

Budget Activity: Emergency Services	164	192	666	288	288	288	288	288
<b>Total</b>	<b>164</b>	<b>192</b>	<b>666</b>	<b>288</b>	<b>288</b>	<b>288</b>	<b>288</b>	<b>288</b>

**Expenditures by Category**

Compensation	111	37	56	65	65	65	65	65
Operating Expenses	53	150	610	223	223	223	223	223
Other Financial Transactions	0	5	0	0	0	0	0	0
<b>Total</b>	<b>164</b>	<b>192</b>	<b>666</b>	<b>288</b>	<b>288</b>	<b>288</b>	<b>288</b>	<b>288</b>

**Full-Time Equivalents**

	<b>0.0</b>							
--	------------	--	--	--	--	--	--	--

**1000 - General**

	Actual	Actual	Actual	Estimate	Forecast Base		Governor's Recommendation	
	FY14	FY15	FY16	FY17	FY18	FY19	FY18	FY19
Open Appropriation	164	192	666	288	288	288	288	288
<b>Expenditures</b>	<b>164</b>	<b>192</b>	<b>666</b>	<b>288</b>	<b>288</b>	<b>288</b>	<b>288</b>	<b>288</b>
<i>Biennial Change in Expenditures</i>				598		(378)		(378)
<i>Biennial % Change in Expenditures</i>				168		(40)		(40)
<i>Gov's Exp Change from Base</i>								0
<i>Gov's Exp % Change from Base</i>								0
Full-Time Equivalents		0.0						

**2000 - Restrict Misc Special Revenue**

	Actual	Actual	Actual	Estimate	Forecast Base		Governor's Recommendation	
	FY14	FY15	FY16	FY17	FY18	FY19	FY18	FY19
Balance Forward In	1,512	1,512	0	488	0	0	0	0
Receipts	0	0	488	0	0	0	0	0
Net Transfers	0	(1,512)	0	(488)	0	0	0	0
Balance Forward Out	1,512	0	488	0	0	0	0	0

**3000 - Federal**

	Actual	Actual	Actual	Estimate	Forecast Base		Governor's Recommendation	
	FY14	FY15	FY16	FY17	FY18	FY19	FY18	FY19
Balance Forward In	859	1,024	0	20	0	0	0	0
Receipts	165	180	20	0	0	0	0	0
Net Transfers	0	(1,204)	0	0	0	0	0	0
Balance Forward Out	1,024	0	20	0	0	0	0	0

# FY 2018-19 Federal Funds Summary

Federal Agency and CFDA #	Federal Award Name and Brief Purpose	New Grant	FY2016 Actuals	FY2017 Budget	FY2018 Base	FY2019 Base	Required State Match or MOE?	FTEs
Department of Defense; 12.400, 12.401	Maintenance of Training Facilities (Provide federal funding for the operation, maintenance and repair of facilities used by the MN National Guard for training service members)	No	55,160	78,969	68,321	68,321	No	189.7
Department of Defense; 12.400, 12.401	Air Base Maintenance - Twin Cities (Provide federal funding for the operation, maintenance and repair of facilities used by the MN National Guard for training service members.)	No	2,190	3,135	2,713	2,713	State Match	29.0
Department of Defense; 12.400, 12.401	Air Base Maintenance - Duluth (Provide federal funding for the operation, maintenance and repair of facilities used by the MN National Guard for training service members.)	No	4,817	6,896	5,966	5,966	State Match	73.6
	Program - Maintenance Training Facilities	No	62,167	89,000	77,000	77,000	State Match	292.3
Department of Defense; 12.404	STARBASE MN (Established in 1993, the program's purpose is to increase the knowledge, skills, and interest of inner city youth in science, mathematics, technology, and engineering for greater academic and lifelong success.)	No	979	1,200	1,200	1,200	MOE	0
	Program - General Support	No	979	1,200	1,200	1,200	MOE	0
<b>Department of Defense; 12.400, 12.401, 12.404</b>	<b>Federal Fund - Agency Total</b>		<b>63,146</b>	<b>90,200</b>	<b>78,200</b>	<b>78,200</b>		<b>292.3</b>

## Narrative:

The Department of Military Affairs has a Master Cooperative Agreement with the Federal Government through the National Guard Bureau that has a series of funding appendices that provide federal funding for the operation, maintenance and repair of facilities used by the MN National Guard for training service members. The recurring, general operational portion of this funding is approximately \$57M per year. The one-time, construction funding varies from year to year but is generally in the \$30M to \$80M range.

The state is required to hire employees to provide direct services such as base security, airfield firefighting, facilities operation, maintenance and repair, and construction and design services. The state also needs a complement of employees to provide the indirect services such as accounting, budgeting, human resources, planning, safety, and administrative services required to support those activities.

State matches are required in several areas. These vary from 50% to 75% or 80% depending on what type of activities and facilities are supported. Army National Guard facility construction for facilities not on federally supported land usually require a 25% state contribution. Facilities on supported land are usually 100% federally funded. These construction projects each require a separate cooperative agreement.

Remodeling/renovation projects generally require a 50%-50% match. State funds for those projects are provided through capital bonding appropriations.

Estimates are based on the best federal funding information currently available at the time this document is prepared. Most federal awards that impact state FY 2018-2019 are not yet confirmed. Therefore, we use historical trend information from recent years for ongoing programs along with funding estimates from federal program managers. We anticipate a slowdown in the rate of growth in federal funding over the next several years.