

# *STATE OF MINNESOTA*

## **2017-2020**

### **STATE TRANSPORTATION IMPROVEMENT PROGRAM (STIP)**



*September 2016*





## Minnesota Department of Transportation

---

395 John Ireland Blvd.  
St. Paul, MN 55155

September 30, 2016

To the Reader:

The State Transportation Improvement Program (STIP) is a comprehensive four-year schedule of planned transportation projects in Minnesota for state fiscal years 2017, 2018, 2019, and 2020. These projects are for state trunk highways, local roads and bridges, rail crossings and transit capital and operating assistance. This document represents an investment of over \$7.2 billion in federal, state, and local funds over the four years.

This document is the statewide transportation program in which MnDOT, local governments, and community and business interest groups worked together in eight District Area Transportation Partnerships (ATPs) to discuss regional priorities and reach agreement on important transportation investments. This state process was developed in response to the Federal “Intermodal Surface Transportation Efficiency Act (ISTEA) of 1991” which focused on enhanced planning processes, greater state and local government responsibility, and more citizen input to decision making. The process has continued under the following acts: The 1998 Transportation Equity Act for the 21<sup>st</sup> Century (TEA-21); the 2005 Safe, Accountable, Flexible, Efficient Transportation Equity Act: A legacy for Users (SAFETEA-LU); the 2012 Moving Ahead for Progress in the 21<sup>st</sup> Century Act (MAP-21); and the 2015 Fixing America's Surface Transportation Act (FAST), signed into law December 4, 2015.

Any questions and comments on specific projects included in this program may be directed to the identified MnDOT District Transportation office listed in the Program Listing sections of the document. To further assist you in using this information, a searchable database will be available by October 2016 on the Internet at:

<http://www.dot.state.mn.us/planning/program/stip.html>

General questions or comments can be directed to the Office of Transportation System Management in St. Paul (651-366-3798). Thank you for your interest and support in Minnesota’s Transportation System.




# **Minnesota State Transportation Improvement Program (STIP) 2017-2020**

**Recommended for Approval by:**

**MnDOT's Transportation Program Investment Committee**



**Susan M. Mulvihill, P.E.  
Deputy Commissioner  
Chief Engineer**



**Tracy Hatch  
Deputy Commissioner  
Chief Operating Officer  
Chief Financial Officer**

**Approved by:  
MnDOT Commissioner**



**Charles A. Zelle**





---

**Minnesota  
State Transportation Improvement  
Program (STIP) 2017-2020**

---

**Table of Contents**

<b>I.</b>	<b>INTRODUCTION.....</b>	<b>I-1</b>
<b>II.</b>	<b>STATE TRANSPORTATION IMPROVEMENT PROGRAM (STIP).....</b>	<b>II-1</b>
	<b>Certification .....</b>	<b>II-1</b>
	<b>The 20-Year Minnesota State Highway Investment Plan .....</b>	<b>II-1</b>
	<b>Public Involvement .....</b>	<b>II-2</b>
	<b>Minnesota Transportation Process for Investment Decisions .....</b>	<b>II-3</b>
	<b>Financial Plan .....</b>	<b>II-4</b>
	<b>Project Selection .....</b>	<b>II-7</b>
<b>III.</b>	<b>PROGRAM LISTING .....</b>	<b>III-1</b>
 <b><u>APPENDICES</u></b>		
<b>A.</b>	<b>Select Highway and Transit Programs</b>	
	<b>Greater Minnesota Metropolitan Planning Organization (MPO) Programs.....</b>	<b>A-1</b>
	<b>Highway Safety Improvement Program (HSIP) .....</b>	<b>A-2</b>
	<b>Transit Programs .....</b>	<b>A-3</b>
	<b>Tribal Transportation Program (TTP).....</b>	<b>A-4</b>
	<b>Recreational Trails Program .....</b>	<b>A-5</b>
	<b>Minnesota Rail Service Improvement Program.....</b>	<b>A-6</b>
	<b>Port Development Assistance Program.....</b>	<b>A-7</b>
	<b>MnDOT State Road Construction Program (SRC).....</b>	<b>A-8</b>
<b>B.</b>	<b>System Performance and STIP Investment Summary .....</b>	<b>B-1</b>
<b>C.</b>	<b>MnDOT’S Detailed Federal Fiscal Constraint Plan .....</b>	<b>C-1</b>
<b>D.</b>	<b>Federal Lands Program.....</b>	<b>D-1</b>

---

**Minnesota  
State Transportation Improvement  
Program (STIP) 2017-2020**

---

**List of Figures**

	<u>Page</u>
Figure 1	State Transportation Improvement Program Funding by Program ..... I-2
Figure 2	State Transportation Improvement Program Funding by Source..... II-8
Figure 3	State Transportation Improvement Program Funding by District/ATP ..... II-8
Figure 4	Route System Categories ..... III-1
Figure 5	Program Categories ..... III-2
Figure 6	Smart Codes..... III-3
Figure 7	Proposed Fund Categories ..... III-3

**Appendix Figures**

Figure A-1	Greater Minnesota MPO Funding ..... A-1(2)
Figure A-2	Highway Safety Improvement Program Funding..... A-2(1)
Figure A-3	Transit Funding by Source..... A-3(2)
Figure A-4	Minnesota Rail Service Improvement Program ..... A-6(2)
Figure A-5	Port Development Assistance Program..... A-7(2)
Figure A-6	State Road Construction Program Funding by Source..... A-8(2)
Figure A-7	State Road Construction Program Funding by District/ATP ..... A-8(2)
Figure B-1	Draft 2017-2020 STIP Investments Compared to 2013 MnSHIP.....B-1(2)
Figure B-2	Forecasted Bridge Conditions – NHS and Non-NHS Year 2020 .....B-1(3)
Figure B-3	Forecasted Bridge Conditions – NHS and Non-NHS Year 2025 .....B-1(4)
Figure B-4	"Poor" Ride Quality Index, Interstate System.....B-1(5)
Figure B-5	"Poor" Ride Quality Index, Non-Interstate NHS System.....B-1(6)
Figure B-6	"Poor" Ride Quality Index, Non-NHS System.....B-1(7)
Figure B-7	Forecasted Pavement Conditions .....B-1(8)
Figure C-1	Minnesota Detailed Financial Plan 2017-2020 ..... C-1(2)
Figure C-2	Minnesota Federal Advance Construction Forecast..... C-1(4)



# **PREFACE**

---

## **State of Minnesota State Transportation Improvement Program (STIP) 2017-2020**

---

This document is the State of Minnesota State Transportation Improvement Program (STIP) for state fiscal years 2017-2020. It includes an introduction, or overview, of the anticipated expenditures for the different modes of transportation under the authority of the Minnesota Department of Transportation (MnDOT). The document is organized into three chapters and four appendices.

Chapter I of this document is the introduction to MnDOT. It provides information on MnDOT's vision for its transportation system and the factors that help shape MnDOT's policies and programs.

Chapter II is the formal response to the federal requirements for the STIP developed under the Moving Ahead for Progress in the 21<sup>st</sup> Century Act (MAP-21) and Fixing America's Surface Transportation Act (FAST). The programming process to develop this STIP began in the fall of 2015 and was developed under the requirements outlined in MAP-21/FAST Act with a conservative estimate of federal funds anticipated.

Chapter III includes the project listing of all projects using federal-aid highway or transit funding. These listings are organized by MnDOT District/Area Transportation Partnership (ATP) areas.

Appendix A includes a description, expenditure summary and project listing for several federal-aid highway and transit categories. A description of the MnDOT State Road Construction Program (SRC) is also included, but without a repeat of the project listing of state trunk highway projects. Appendix B includes, for information purposes only, STIP investment summary and system performance outcomes. Appendix C includes a detailed financial plan for the STIP. Appendix D provides a list of federal lands projects that were selected by the Eastern Federal Lands Highway Division.

The 2017-2020 STIP was developed using programs specified under MAP-21 and the current transportation bill FAST Act, which was signed into law December 5, 2015. Once approved by the US DOT/FTA, the State Transportation Improvement Program for Minnesota is available on the Internet at the following address:

<http://www.dot.state.mn.us/planning/program/stip.html>

---

## I. INTRODUCTION

The Minnesota Department of Transportation (MnDOT) was established and operates a transportation system that includes aeronautics, highways, motor carriers, ports, public transit, railroads and pipelines. MnDOT is the principal agency in the state for development, implementation, administration, consolidation, and coordination of state transportation policies, plans, and programs. These policies, plans, and programs are developed in cooperation with the public and a variety of transportation partners, including the Twin Cities Metropolitan Council, seven Metropolitan Planning Organizations (MPOs) established in areas with populations exceeding 50,000, the nine Regional Development Commissions (RDCs), county, city, and Indian tribal governments throughout the state.

The MnDOT vision is that Minnesota's multimodal transportation system maximizes the health of people, the environment and our economy. The system:

- connects Minnesota's primary assets – the people, natural resources and businesses within the state – to each other and to markets and resources outside the state and country;
- provides safe, convenient, efficient and effective movement of people and goods; and
- is flexible and nimble enough to adapt to changes in society, technology, the environment and the economy.

A number of factors are shaping the development of MnDOT policies and programs. These include safety, the integration of transportation modes, service and investment preservation, customer focus, economic development, technology, environmental partnerships, and federal and state actions. This document addresses these factors and provides a multimodal focus. This document and the investment levels summarized in Figure 1 do not include the expenditures for infrastructure maintenance and operation. Total government investment in transportation infrastructure could be two to three times the investment level included in this document. The investment in transportation infrastructure improvements included in this document is summarized in Figure 1.

<p align="center"><b>Figure 1</b>  <b>STATE TRANSPORTATION IMPROVEMENT PROGRAM FUNDING</b>  <b>INCLUDING RAIL AND PORTS</b>  <b>BY PROGRAM AND YEAR</b>  <b>(\$ MILLIONS)</b></p>					
<b>PROGRAM</b>	<b>2017</b>	<b>2018</b>	<b>2019</b>	<b>2020</b>	<b>TOTAL*</b>
<b>Highway Assistance Program<sup>1</sup></b>	<b>1,437</b>	<b>1,167</b>	<b>998</b>	<b>1,006</b>	<b>4,608</b>
<b>Transit Assistance Program<sup>2</sup></b>	<b>523</b>	<b>617</b>	<b>631</b>	<b>651</b>	<b>2,421</b>
<b>SUBTOTAL*</b>	<b>1,960</b>	<b>1,784</b>	<b>1,629</b>	<b>1,657</b>	<b>7,030</b>
<b>Rail Service Improvement Program<sup>3</sup></b>	<b>2</b>	<b>2</b>	<b>2</b>	<b>1</b>	<b>7</b>
<b>Port Development Assistance Program<sup>4</sup></b>	<b>4</b>	<b>1</b>	<b>-</b>	<b>-</b>	<b>5</b>
<b>SUBTOTAL*</b>	<b>6</b>	<b>3</b>	<b>2</b>	<b>1</b>	<b>12</b>
<b>TOTAL*</b>	<b>1,966</b>	<b>1,787</b>	<b>1,631</b>	<b>1,658</b>	<b>7,042</b>

\*May not total correctly due to rounding.

<sup>1</sup>The Highway Assistance Program includes all federal-aid for highways received through the Federal Highway Administration (FHWA) of the U.S. Department of Transportation (USDOT). It includes all federal apportionment, allocation or special funding. It also includes all state trunk highway funds appropriated for construction, other state appropriated investments and any local funding utilized as match for federal projects. A list of projects is included in Page III of the STIP.

<sup>2</sup>The Transit Assistance Program includes all federal-aid for transit received through the Federal Transit Administration (FTA) of the USDOT. It also includes all state and local funds necessary to match the federal funds and operate the transit systems. All transit projects are included in Page III of the STIP and an estimated funding summary is included in Appendix A-4.

<sup>3</sup>The Minnesota Rail Service Improvement Program (MRSI) was established in 1976 to prevent the loss of rail service on lines potentially subject to railroad abandonment. Projects that fall within the MRSI are divided among 6 programs: rail line rehabilitation, capital improvements for rail shippers, capital improvement for railroads, purchase assistance to rail authorities, loan guarantees and state rail banking. The MRSI Program does not include funding for rail-highway safety projects included in the highway assistance program. The number of rail service assistance projects is estimated and shown in Appendix A.

<sup>4</sup>The Port Development Assistance Program was created in 1991. The 1996, 1998, 2000, 2001, 2003, 2005, 2006, 2008, 2009, 2011, 2012, 2014 and 2015 Legislatures set aside a total of \$30.0 million to fund this program. The total port development assistance program anticipated expenditures is included in Appendix A.



---

## II. STATE TRANSPORTATION IMPROVEMENT PROGRAM (STIP)

### Certification

In accordance with 23 CFR 450.218, the Minnesota Department of Transportation (MnDOT), as the Governor's designee, certifies that the transportation planning process is being carried out in accordance with the following requirements:

1. 49 U.S.C. 5303 and 5304: Transportation
2. 23 U.S.C. 134 and 135: Highways
3. Title VI of the Civil Rights Act of 1964, as amended (42 U.S.C. 2000d-1) and related statutes and regulations:
  - 49 U.S.C. 5332 of Title VI in Transportation: Prohibiting discrimination on the basis of race, color, creed, national origin, sex, or age in employment or business opportunity
  - 49 CFR Part 21: Nondiscrimination in federally assisted programs of the Department of Transportation
  - 42 U.S.C. 12101 et. seq. and 49 CFR Parts 27, 37, and 38: The provisions of the Americans with Disabilities Act of 1990
  - 42 U.S.C. 6101, The Older American Act: prohibition of discrimination on the basis of age in programs or activities receiving Federal financial assistance
  - 23 U.S.C. 324: Prohibition of discrimination based on sex
4. 29 U.S.C. 794: Section 504 of the Rehabilitation Act of 1973 and 49 CFR Part 27 prohibiting discrimination against individuals with disabilities
- Federal Executive Order 12898: Environmental Justice
- Federal Executive Order 13166: Limited English Proficiency (LEP)
- 49 CFR Part 26: Disadvantaged Business Enterprises (DBE) in US DOT funded projects
- 23 CFR Part 230: Equal employment opportunity program on Federal and Federal-aid highway construction contracts
4. 42 U.S.C. 7504, 7506 (c) and (d) and 40 CFR Part 93 Sections 174 and 176 (c) and (d) of the Clean Air Act

MnDOT also concurs with the MPO's determination that the air quality conformity analysis has been completed by the necessary MPOs and has been reviewed and accepted by the Minnesota Pollution Control Agency.

### The 20-Year Minnesota State Highway Investment Plan

Projects in the STIP are consistent with the *20-Year Minnesota State Highway Investment Plan* (MnSHIP), a long-term, fiscally constrained and statewide plan. MnSHIP addresses federal planning requirements, the transportation goals identified in state law, and reflects *MnDOT's Statewide Multimodal Transportation Plan* and the *Minnesota GO 50-Year Statewide Vision*. The process for developing and updating MnSHIP provides early and continuous opportunities

---

for the involvement of the public and other potentially affected parties.

In accordance with Minnesota Statutes §174.03, Subdivision 1c, MnSHIP is updated every 4 years beginning January 15, 2013, with interim updates as needed by MnDOT to promote statewide transportation planning. In particular, MnDOT develops 10-year Capital Highway Investment Plan (CHIP) to present MnDOT's planned capital investments for the next ten years. These Work Plans are updated annually and reflect investment direction established in MnSHIP.

MnSHIP is available for download at the following web address: <http://www.dot.state.mn.us/planning/mnship/>

### **Public Involvement**

The last three Federal Transportation Acts have created less of a federal presence in many transportation decisions. The diminished federal role results in more state/local authority and responsibility for these decisions. The funding flexibility and expanded project eligibility under these acts has given decision makers more options to address transportation priorities. Public involvement in transportation issues and decision making is vital because of this expanded eligibility and diversity. Federal Law requires an opportunity for early and continuous involvement in the development of the *Statewide Transportation Plan* and the STIP. Public involvement is also a mandatory component of the MPO planning process.

Minnesota's transportation investment process with the Area Transportation Partnerships (ATPs) provides for early and continuous involvement in the development of the STIP. The

process incorporates the public involvement activities of the partners (MPOs, RDCs, counties, cities, townships and others) into their roles on the ATP. MPOs in accordance with federal requirements have developed public participation processes and use them in conjunction with the development of their Transportation Improvement Programs (TIPs). The MPO TIPs include detailed discussion of public involvement.

In addition to the public input derived through Minnesota's transportation investment process, public meetings, forums, conferences and focus groups have been held throughout the state by the ATP partners, MnDOT and modal partners such as transit, rail and bike/pedestrian.

Other methods used to encourage public involvement included the use of newspaper articles, informational mailings, press releases, websites and social media. A notice of the availability of the draft 2017-2020 STIP was placed in the *State Register* on June 27, 2016. This notice provided a 30 day comment period to the public.

---

The Metropolitan Council and its Transportation Advisory Board (TAB) make a concerted effort to ensure all interested and concerned parties are offered opportunities to participate in the preparation of the TIP for the Twin Cities metropolitan area. Public comment is solicited at public meetings and in a 45-day public comment period where comments are also accepted by email, phone, or mail. At the TAB's regular public meeting on June 15, 2016, the TAB adopted the draft TIP for the purpose of public comment; the public comment period was from June 20 – August 3, 2016. Metropolitan Council emailed notification to groups representing a diverse set of stakeholders ranging from private transit providers to representatives of people with disabilities. In addition, Council published information on the Council's web site and in its newsletters sent to local elected officials and legislators.

### **Minnesota Transportation Process for Investment Decisions**

The STIP is developed in accordance with the *Guidance for the Development of the State Transportation Improvement Program* published by MnDOT and with the memo on *STIP Funding Guidance* distributed to the Districts/ATPs on December 2<sup>nd</sup>, 2015. Minnesota's STIP is developed through a regional geographic model for making investment decisions.

The STIP Development process is driven by federal, state, local, and regional planning goals and objectives. Statewide investment goals have been drawn from statewide planning studies and policies, the *Minnesota Statewide Transportation Plan*, and an analysis of previous programs. They are offered as an aid in determining areawide priorities. The process builds

on the plans and priorities established by MnDOT Districts, MPOs, cities, counties, townships and RDCs.

The investment process uses eight regional partnerships whose boundaries are based on MnDOT's State Aid Districts. The partnerships, called Area Transportation Partnerships (ATPs), have as their members both traditional and non-traditional, metropolitan and non-metropolitan stakeholders and can include MPOs, RDCs, cities, counties, townships, transit providers, tribal governments, other interests, and MnDOT. The ATPs integrate the state and local priorities within their region and recommend a minimum four year program for federally funded transportation investments. This four year program, when combined with a list of state highway funded projects is considered the draft Area Transportation Improvement Program (ATIP). Each draft ATIP includes a prioritized list of projects that aid in solving transportation problems and implementing the long range objectives for the area.

Balanced investment decisions promote effective and efficient transportation. Safety is a key element of all investments. The principal investment emphasis is preservation and operational improvements in the existing transportation system.

The draft ATIP prepared by each ATP is submitted for inclusion in the draft State Transportation Improvement Program (STIP). Project cost estimates include an adjustment for inflation. The ATIPs are analyzed and compared to statewide goals and objectives set by MnSHIP, and unique transportation needs. They are also analyzed for completeness and fiscal constraint. From this, a draft STIP is developed. The



---

draft STIP is widely circulated for review and comment before final adjustments are made. This STIP covers four state fiscal years and includes all state and local projects financed with federal (highway or transit) assistance. The STIP also includes other regionally significant projects.

The final STIP is reviewed and approved by the Federal Highway Administration (FHWA) and the Federal Transit Administration (FTA) prior to any expenditure of federal funds. Upon approval, the document will be used by each ATP as a starting point in the process for developing their next ATP.

### **Financial Plan**

As mentioned in the Preface of this document, this STIP is a formal response to federal requirements. The STIP financial plan addresses fiscal constraint requirements. The principal financial assumption is the anticipated level of revenue sources provided under the FAST Act authorizations. All of the projects in the 2017-2020 STIP are deemed affordable for implementation under these reasonable financial assumptions. The financial constraint requirements under the FAST Act are deemed to be sufficiently flexible to permit the selection of projects from the second and third year of the STIP to replace projects selected for the first year of the STIP. MnDOT reserves the right to make this project selection for the ATPs from within the STIP.

**Federal Funding.** FAST Act requires that the federal-aid highway and federal-aid transit projects in the STIP shall be based on financing reasonably expected to be available. The 2017-2020 STIP is based on anticipated federal, state and local

funds. The federal-aid revenues are based on estimates of apportionment (formula), allocations, high priority project funding, August Redistribution, and TIFIA Redistribution.

**Federal-Aid Highway Formula Funding:** Federal-aid highway formula funding is apportioned to the states by formulas established in law. Federal-aid highway apportionments have been highly variable. Minnesota developed this STIP based on a forecast estimate for obligation authority. Under FAST Act, the federal-aid highway obligation authority estimate for the development of this STIP is approximately \$652 million per year.

**Federal-Aid Highway Allocation Funding:** Funding available from allocations is included in the STIP. Federal-aid highway allocation funding is distributed to the states by administrative formula or by means of a competitive application. Allocated funds include many varied categories of federal-aid, including, but not limited to Public Lands, Indian Reservation Roads, Transportation Investment Generating Economic Recovery (TIGER), Federal Land Access, and Fostering Advancement in Shipping & Transportation for the Long-Term Achievement of National Efficiencies (FASTLANE).

Allocations of categorical funding generally consist of several small projects that are distributed to specific areas of the state. Annual allocations to individual projects or categories of funding are routinely added to the STIP but due to the timing of project identification may require amendments to be processed.

---

**Federal-Aid Highway Earmarked Funding:** SAFETEA-LU saw an unprecedented amount of federal funds earmarked by Congress. About \$90 million in Earmarked funding was made available each year under SAFETEA-LU, up from about \$30 million each year under previous transportation acts. Earmarked funding is subject to obligation limitation but is available until spent. Due to project delivery schedules and the rules pertaining to the spending of these funds, the actual level of funding committed each year is variable. As of to date, the majority of Earmarked funding has been spent and projects have been closed out providing the uncommitted funds to be repurposed. FAST Act does not include Earmark funding.

**Federal Transit Funding:** Federal transit funding is appropriated annually. Programs include: Urbanized Area Formula Program, Rural Area Formula Program (includes rural, small urban, and intercity bus, Enhanced Mobility of Seniors and Individuals with Disabilities Formula Program, Metropolitan and Statewide Non-metropolitan Transportation Planning Formula Program, State of Good Repair Grants and Bus and Bus Facilities Formula Grants. FAST supports transit funding through fiscal year 2020, reauthorizes FTA programs and includes changes to improve mobility, streamline capital project construction and acquisition, and increase the safety of public transportation systems across the country. Although the Act provides five years of predictable formula funding, federal funds make up only a small percentage of total operating costs for the transit programs. FAST Act enables transit agencies to better manage long-term assets and address the backlog of state of good repair needs. It also includes funding for new competitive grant programs for buses and bus facilities.

**State Highway and Transit Funding.** The State of Minnesota has a biennial budget. State agency programs and operating budgets are based on a balanced budget. The 2017-2020 STIP is based on one year of approved funding and three years of estimated funding. The funding level for the STIP is estimated to be approximately the same for all 4 years of the STIP.

**State Highway Funding:** Funding for construction from this source is expected to be about \$291million per year based on the current revenue forecast. The State Highway cash flow also permits advance construction of projects prior to actual federal dollars being available.

**State Transit Funding:** Transit assistance comes from three sources, the General Fund, Motor Vehicle Sales Tax (MVST) and Motor Vehicle Leased Sales Tax (MVLST). The transit appropriation from the State General Fund is expected to be about \$19.7 million in 2017 and \$17.2 million in the following years of the STIP for Greater Minnesota and \$101.1 million in 2017 and \$89.8 million in the following years of the STIP for the Metropolitan Area.

Minnesota's 2007 Legislature statutorily dedicated 40 percent of the annual MVST collections for transit: 4 percent is dedicated for Greater Minnesota transit operations and 36 percent for Twin Cities Metropolitan Area transit operations. The February 2016 Forecast estimates total revenue for the Transit Assistance portion of revenues to be about \$308.8 million in 2017, \$329.4 million in 2018 and \$344.2 million in 2019.

---

Greater Minnesota transit receives 50 percent of MVLST revenues after the fund reaches a threshold of \$32 million. As of the February 2016 Forecast, estimates for Greater Minnesota transit assistance are \$27.0 million in 2017, \$29.4 million in 2018, and \$30.9 million in 2019. The Legislature did not provide capital bonding funds for transit projects in 2016.

**Local Highway and Transit Funding.** Local funding is assumed to be available to match, or overmatch, the federal-aid for highways and transit. The state and local funding is also expected to be sufficient to maintain and operate the highway and transit systems.

Local Highway Funding: The State has a dedicated fund for state aid roads and bridges for counties and cities of 5,000 and over in population. The funding is available for maintenance and construction and is used in part to maintain the federal-aid highways and to match federal-aid. The local highway funding committed to match the federal highway aid is expected to average about \$165 million per year.

Local Transit Funding: The majority of the funding for the Minneapolis-St. Paul large urbanized area transit system is provided through local and state revenues. Since transit is substantially a local program, estimates of urbanized transit system funding are based on the MPO TIPs. Small urban and rural transit systems have a portion of their funding provided by assistance from the State General Fund, MVST and MVLST. The local share may be from a large variety of sources.

**Advance Construction.** Federal law allows states to request and receive approval to construct Federal-aid projects prior to receiving apportionment or obligation authority for the Federal-aid funds through the use of Advance Construction (AC). This means that Minnesota may commit future federal funds to a project as long as it goes through the normal FHWA approval and authorization process. An AC project is treated the same as any other federal project and must be authorized prior to advertising for letting or expending any funds on the project. Projects using AC must be fully encumbered in the state MnDOT budget for the amount of state funds and the federal AC amount. AC is available to local governments as well as MnDOT.

The agency that uses the AC procedure must “front end” the project with their own funds. These may be state aid funds, local tax funds, State Road Construction funds or some other appropriate funding sources. Local projects utilizing AC funds require a special agreement approved by MnDOT’s Division of State Aid.

Federal regulations require that AC be shown in the year incurred and that the conversion of AC be shown in each year in which conversion takes place. Conversion is the process of converting AC to the obligation of actual federal funds. In the project listings in this STIP, AC funding is shown in a separate column and the dollar amounts are not included in the “Total” column. However, the AC conversion dollar amounts are included in the “FHWA” column and the “Total” column in the year in which a project is converted.

See Appendix C for the detailed financial plan.



---

### **Project Selection**

The project selection process is the identification of the projects to be implemented in the first year of the 2017-2020 STIP. The projects in the remaining years of the STIP are deemed to be eligible for selection for implementation without a formal amendment to the STIP. MnDOT reserves the right to select projects for the first year of the STIP from the projects in the last three years of the STIP.

Project selection includes two iterative processes. The first iterative process is “determining the program” from the list of projects within the draft ATIPs. This includes the analysis of the preferred sources of funding for the projects and the directions included in the *20 Year Minnesota State Highway Investment Plan*. It also is the step where the fiscal constraint is maintained. The second iterative process is the review of the STIP. The draft STIP is circulated back to the District/ATP for review and comment. Changes are made in the draft STIP as a result of the review and comment period. The STIP is forwarded to the Commissioner’s staff for review and approval before being sent to the U.S. DOT/FTA.

Figure 2 is a summary of the proposed expenditures in the STIP by fiscal year and the proposed source of federal highway, transit, state trunk highway and other source of local funding.

<b>Figure 2</b> <b>STATE TRANSPORTATION IMPROVEMENT PROGRAM</b> <b>FUNDING BY SOURCE AND YEAR</b> <b>(\$ MILLIONS)</b>					
<b>SOURCE</b>	<b>2017</b>	<b>2018</b>	<b>2019</b>	<b>2020</b>	<b>TOTAL*</b>
<b>Transit Programs</b>					
<b>Federal Transit Administration Funds</b>	<b>286</b>	<b>326</b>	<b>336</b>	<b>348</b>	<b>1,297</b>
<b>Other Funds</b>	<b>237</b>	<b>290</b>	<b>295</b>	<b>303</b>	<b>1,125</b>
<b>SUBTOTAL*</b>	<b>523</b>	<b>617</b>	<b>631</b>	<b>651</b>	<b>2,421</b>
<b>Federal –aid Highway Funds</b>	<b>640</b>	<b>533</b>	<b>522</b>	<b>542</b>	<b>2,238</b>
<b>Federal AC Conversion</b>	<b>51</b>	<b>134</b>	<b>99</b>	<b>86</b>	<b>370</b>
<b>State Trunk Highway Funds</b>	<b>395</b>	<b>307</b>	<b>297</b>	<b>302</b>	<b>1,301</b>
<b>Bond Funds</b>	<b>61</b>	<b>52</b>	<b>8</b>	<b>0</b>	<b>120</b>
<b>Other Funds</b>	<b>290</b>	<b>141</b>	<b>72</b>	<b>77</b>	<b>580</b>
<b>SUBTOTAL*</b>	<b>1,447</b>	<b>1,167</b>	<b>998</b>	<b>1,006</b>	<b>4,620</b>

\*may not total correctly due to rounding

Figure 3 is a summary of the proposed expenditures in the STIP by fiscal year and ATP.

<b>Figure 3</b> <b>STATE TRANSPORTATION IMPROVEMENT PROGRAM</b> <b>FUNDING BY DISTRICT/ATP AND YEAR</b> <b>(\$ MILLIONS)</b>					
<b>DISTRICT/ATP</b>	<b>2017</b>	<b>2018</b>	<b>2019</b>	<b>2020</b>	<b>TOTAL*</b>
<b>1</b>	<b>165</b>	<b>108</b>	<b>108</b>	<b>130</b>	<b>511</b>
<b>2</b>	<b>64</b>	<b>72</b>	<b>53</b>	<b>41</b>	<b>230</b>
<b>3</b>	<b>108</b>	<b>93</b>	<b>102</b>	<b>78</b>	<b>382</b>
<b>4</b>	<b>79</b>	<b>68</b>	<b>47</b>	<b>44</b>	<b>238</b>
<b>6</b>	<b>211</b>	<b>106</b>	<b>128</b>	<b>106</b>	<b>551</b>
<b>7</b>	<b>152</b>	<b>137</b>	<b>84</b>	<b>89</b>	<b>462</b>
<b>8</b>	<b>48</b>	<b>72</b>	<b>47</b>	<b>50</b>	<b>217</b>
<b>SUBTOTAL*</b>	<b>829</b>	<b>657</b>	<b>570</b>	<b>537</b>	<b>2,594</b>
<b>METRO</b>	<b>1,009</b>	<b>979</b>	<b>916</b>	<b>966</b>	<b>3,871</b>
<b>DISTRICT C</b>	<b>123</b>	<b>147</b>	<b>143</b>	<b>153</b>	<b>566</b>
<b>TOTAL*</b>	<b>1,961</b>	<b>1,783</b>	<b>1,630</b>	<b>1,657</b>	<b>7,031</b>

\*may not total correctly due to rounding

### III. PROGRAM LISTING

The following section contains the FY 2017-2020 STIP project listing sorted by District/ATP.

The first page of each District/ATP shows the District/ATP location within the state and the counties included within each District/ATP. The name of the District Transportation Engineer, phone number, and address are shown as well as a general information telephone number.

The second page begins the listing of projects in that District/ATP sorted by Fiscal Year. Within each Fiscal Year, projects are sorted by Route System with transit projects first followed by rail, local roadway, and then state projects.

The following information is provided for each project

- Seq # - The sequence number is a unique number assigned to each project in this project listing.
- Route System - The route name and number on which the project is located. See Figure 4.

<b>Figure 4 Route System</b>	
<b>Route System</b>	<b>Description</b>
BB	Transit (buses)
CITY	City Project
CR	County Road
CSAH	County State Aid Highway
I	Interstate Highway
LOCAL	Local project not associated with a road
MSAS	Municipal State Aid Street
MUN	Municipal Street
PED/BIKE	Pedestrian or Bike Path/Trail (not assigned to a specific road)
REC TRAIL	DNR Recreational Trail
RR	Railroad
MN	Trunk Highway
US	US designated trunk highway

Project Number	- Project identifier. Most trunk highway projects start with the control section numbers. Local projects start with either the county number or the city number.
Year	- The year of the project.
Agency	- The jurisdiction responsible for implementing projects or for opening bids.
Project - Description	The location and/or type of project. Smart Code – See Figure 6
Miles	- The length of the project.
Program	- The program category. See Figure 5.
Work Type	- The intent of the project.
Funds	- Preliminary fund assignment with exact determination of funding determined upon authorization. See Figure 7.
Total	- The total estimated cost of the project relative to federal funding to be used in year of letting. This includes advance construction (AC) conversion funding. It does not include the original advance construction funding.
FHWA	- The total estimated federal aid highway funding to be used for the project. This includes advance construction conversion funding.

**Figure 5  
Program Categories**

Program	Description
AM	Municipal Agreement
BI	Bridge Improvement
BR	Bridge Replacement
BT	Bike Trail (not an Enhancement)
CA	Consultant Agreement
DA	Detour Agreement
DR	Drainage
EN	Enhancement (STP)
FB	Ferry Boat Program
IR	Indian Reservation Roads
MA	Miscellaneous Agreements
MC	Major Construction
NA	Not Applicable (Uncommitted)
NO	Noise Walls
PL	Planning
PM	Preventive Maintenance
RB	Rest Area/Beautification
RC	Reconstruction
RD	Recondition
RS	Resurfacing
RT	Recreational Trail (DNR only)
RW	Right of Way Acquisition
RX	Road Repair (Bridge and Road Construction) (BARC)
SA	Supplemental Agreement/Cost Overruns
SC	Safety Capacity
SH	Highway Safety Improvement Program (HSIP)
SR	Safety Railroads
ST	Striping and Signing
TM	Transportation Management
TR	Transit (FHWA)
B9	FTA Urbanized Area Formula – Section 5307
CF	Clean Fuels – Section 5308
B3	FTA Capital Program - Section 5309
GR	State of Good Repair
NB	FTA Elderly and Persons with Disabilities – Section 5310
OB	FTA Non-urbanized Areas - Section 5311 & Section 5311(f)

Figure 6 Project Description Smart Codes	
Smart Code	Definition
**AB**	Alternate Bid
**AC**	Advance Construction/Advance Construction Payback
**APP**	Additional Preservation Project
**CHAP 152**	Chapter 152 Bridge Bonds
**CMGC**	Construction Manager General Constructor Project
**COCII**	Corridors of Commerce
**DEB**	DElayed Budget Projects
**ELLA**	Early Let Late Award
**HB**	Historic Bridges
**IDIQ**	Indefinite Delivery Indefinite Quantity
**ITS**	Intelligent Transportation System Project
**MNXXX**	Demo
**PoDI**	Project of Division Interest
**SB**	Scenic Byway Program
**SEC164**	MnDOT Section 164
**SEC164 DPS**	DPS Section 164
**SPP**	Statewide Performance Program (use this for bridge, mobility & pavement)
**SRTS**	Safe Route to School (Infrastructure and Non-Infrastructure)
**TED**	Trunk Highway Economic Development Account
**TH14TB**	Trunk Highway 14 Turn Back
**TRLF**	Transportation Revolving Loan Fund/Transportation Revolving Loan Payback

Figure 7 Proposed Fund Categories	
Fund	Description
BF	Bond Funds
BROS	Off System Bridge
CMAQ	Congestion Mitigation and Air Quality
DEED	Department of Employment & Economic Development (Infrastructure)
DEMO	HPP, Earmark, National Corridor Improvement Program, Projects of National & Regional Significance and all projects that have a Demo ID
DPS	Department of Public Safety
FTA	Federal Transit Administration
FFM	Federal Funds Miscellaneous
FLAP	Federal Land Access Program
HSIP	Highway Safety Improvement Program
LF	Local Funds or Other
NHFP	National Highway Freight Program
NHPP	National Highway Performance Program (Interstates, NHS, and Principal Arterials)
RRS	Highway Rail Grade Crossings & Rail Safety
RT	Recreational Trail
SF	State Funds
STBG	Surface Transportation Block Grant
STBGTA	Surface Transportation Block Grant for Transportation Alternatives

- 
- |       |   |  |
|-------|---|--|
| AC    | - | The total estimated amount of future federal funds (AC) being committed to a project, front-ended by local/state funds.  |
| FTA   | - | The total estimated federal aid transit funding to be used for the project.  |
| TH    | - | The total estimated state trunk highway funding to be used for the project.  |
| Bond  | - | The total estimated state bond to be used for the project.   |
| Other | - | Estimate of funding other than FHWA, FTA or State TH to be used for the project. This includes local match, local funds, private contributions and special legislative appropriations. |





# Areawide Tra

A map of Minnesota showing its 87 counties. The map is divided into eight numbered regions, each enclosed by a thick black border. Region 1 (orange) includes Cook, Lake, and St. Louis counties. Region 2 (yellow) includes Kittson, Roseau, Marshall, Pennington, Red Lake, Polk, Beltrami, and Clearwater counties. Region 3 (yellow) includes Koochiching, Itasca, Hubbard, Cass, Aitkin, Carlton, and Pine counties. Region 4 (yellow) includes Norman, Mahanomen, Clay, Becker, Wilkin, Otter Tail, Grant, Douglas, Todd, Morrison, Crow Wing, and Wadena counties. Region 5 (yellow) includes Lincoln, Lyon, Redwood, Brown, Sibley, Nicollet, Le Sueur, and Rice counties. Region 6 (yellow) includes Goodhue, Wabasha, Olmsted, Winona, Dodge, Steele, Waseca, and Blue Earth counties. Region 7 (yellow) includes Brown, Sibley, Nicollet, Le Sueur, and Blue Earth counties. Region 8 (yellow) includes Traverse, Stevens, Pope, Swift, Kandiyohi, Meeker, Wright, Sherburne, Benton, Morrison, Todd, and Otter Tail counties. The Metro area (pink) includes Hennepin, Ramsey, Washington, Anoka, Isanti, Kanabec, and Mille Lacs counties. Other counties shown include Big Stone, Lac qui Parle, Yellow Medicine, Chippewa, Stearns, Wright, Carver, Scott, Dakota, Freeborn, Mower, Fillmore, Houston, Rock, Nobles, Jackson, Martin, Faribault, and Wabasha.

**Duane Hill**  
**Transportation District Engineer**  
**(218) 725-2704**  
**1123 Mesaba Avenue**  
**Duluth, Minnesota 55811**  
**General Information: (218) 725-2700**



ATP 1	FY 2017-FY 2020 STATE TRANSPORTATION IMPROVEMENT PROGRAM (STIP)															
SEQ #	ROUTE SYSTEM	PROJECT NUMBER	YEAR	AGENCY	PROJECT DESCRIPTION	MILES	PRGM	WORK TYPE	FUNDS	TOTAL	FHWA	AC	FTA	TH	BOND	OTHER
1	BB	TRF-0016-17A	2017	DULUTH TRANSIT AUTHORITY	SECT 5307: DULUTH DIAL-A-RIDE TRANSIT OPERATING ASSISTANCE	0.0	B9	OPERATE BUS	LF	649,190	-	-	-	-	-	649,190
2	BB	TRF-0016-17B	2017	DULUTH TRANSIT AUTHORITY	SECT 5307: OPERATING ASSISTANCE	0.0	B9	OPERATE BUS	FTA	7,282,150	-	-	1,493,500	-	-	5,788,650
3	BB	TRF-0016-17C	2017	DULUTH TRANSIT AUTHORITY	SECT 5307: DULUTH TRANSIT CAPITAL	0.0	B9	BUS GRANT CAPITAL IMPROVEMENT	FTA	900,000	-	-	720,000	-	-	180,000
4	BB	TRF-0016-17D	2017	DULUTH TRANSIT AUTHORITY	SECT 5307: PREVENTATIVE MAINTENANCE	0.0	B9	OPERATE BUS	LF	4,084,000	-	-	-	-	-	4,084,000
5	RR	09-00112	2017	MNDOT	BNSF RR, INSTALL GATES, MSAS 108, 10TH ST	0.0	SR	RR X-ING IMPROVEMENTS	RRS	275,000	275,000	-	-	-	-	-
6	RR	09-00113	2017	MNDOT	BNSF RR, INSTALL GATES, MSAS 105, BROADWAY ST	0.0	SR	RR X-ING IMPROVEMENTS	RRS	275,000	275,000	-	-	-	-	-
7	RR	09-00114	2017	MNDOT	BNSF RR, INSTALL GATES, MSAS 106, 8TH ST	0.0	SR	RR X-ING IMPROVEMENTS	RRS	275,000	275,000	-	-	-	-	-
8	RR	69-00197	2017	MNDOT	BNSF RR, UPGRADE SIGNAL SYSTEM, CSAH 30, 7TH AVE	0.0	SR	RR X-ING IMPROVEMENTS	RRS	270,000	270,000	-	-	-	-	-
9	RR	69-00198	2017	MNDOT	DWP RR, UPGRADE EXISTING SIGNAL SYSTEM, CR 885, INDUSTRIAL RD	0.0	SR	RR X-ING IMPROVEMENTS	RRS	250,000	250,000	-	-	-	-	-
10	CSAH 2	038-602-026	2017	LAKE COUNTY	CSAH 2, 8.1 MI N JCT CSAH 15, GREENWOOD LAKE AREA TO JCT SAND LAKE RD, MILL & OVERLAY	0.0	RD	MILL AND OVERLAY	STBG	1,519,000	1,215,200	-	-	-	-	303,800
11	CSAH 2	038-602-034	2017	LAKE COUNTY	**MN153** CSAH 2, 8.1 MI N JCT CSAH 15, GREENWOOD LAKE AREA TO JCT SAND LAKE RD, MILL & OVERLAY (REPURPOSING)	0.0	RD	MILL AND OVERLAY	DEMO	119,108	95,286	-	-	-	-	23,822
12	CSAH 5	069-605-044	2017	ST. LOUIS COUNTY	**AC** CSAH 5, FR 0.4 MI W OF CR 501 TO 0.65 MI W OF CR 501, APPROACH GRADING, BITUMINOUS PAVING, BRIDGE CONSTRUCTION ON BR# 7645 OVER BEARSKIN RIVER (AC PROJECT PAYBACK IN 2018)	0.0	BR	BRIDGE APPROACHES	BROS	1,978,000	1,000,000	772,000	-	-	-	978,000
13	CSAH 9	069-609-040AC	2017	DULUTH, ST. LOUIS COUNTY	**AC**CSAH 9, IN DULUTH ON 4TH STREET FROM 6TH AVE E TO WALLACE RD & WALLACE RD FROM 4TH STREET TO WOODLAND AVE, RECONSTRUCTION (AC PAYBACK 1 OF 1)	0.0	RC	STORM SEWER	STBG	1,400,000	1,400,000	-	-	-	-	-
14	CSAH 49	031-649-011	2017	ITASCA COUNTY	CSAH 49 FROM MN 38 TO 7.1 MI NORTH OF INTERSECTION WITH CSAH 59, BITUMINOUS OVERLAY, SEAL COATING, 2 CULVERT REPLACEMENTS WITH NEW BR#31J25 & 31J26 & AGG SHOULDERING	15.4	RD	BITUMINOUS OVERLAY	STBG	2,119,200	1,695,200	-	-	-	-	424,000
15	CSAH 61	009-661-026	2017	CARLTON COUNTY	CSAH 61, IN MOOSE LAKE, AT MN 73, RECONSTRUCT SIGNAL SYSTEM(ASSOC 8821-200, 009-596-006)	5.1	TM	TRAFFIC SIGNAL INST.	STBG	62,500	50,000	-	-	-	-	12,500
16	CSAH 110	069-710-026	2017	ST. LOUIS COUNTY	**MN 123**CSAH 110 FROM CSAH 16 TO CITY OF HOYT LAKES. BITUMINOUS PAVEMENT REHABILITATION	13.3	RD	BITUMINOUS PAVEMENT	DEMO HSIP	3,000,000	1,885,086	-	-	-	-	1,114,914
17	LOCAL	009-072-001	2017	CARLTON COUNTY	COUNTYWIDE, VARIOUS LOCATIONS, INSTALL 2017 RURAL INTERSECTION LIGHTING (TIED TO 031-072-003, 069-072-001) ST LOUIS CO IS LEAD AGENCY	0.0	SH	LIGHTING	HSIP	327,537	294,783	-	-	-	-	32,754
18	LOCAL	009-596-006	2017	CARLTON COUNTY	ELM ST, IN MOOSE LAKE, AT MN 27/MN73, RECONSTRUCT SIGNAL SYSTEM (ASSOC 8821-200, 009-661-026)	5.1	TM	TRAFFIC SIGNAL INST.	STBG	62,500	50,000	-	-	-	-	12,500

ATP 1	FY 2017-FY 2020 STATE TRANSPORTATION IMPROVEMENT PROGRAM (STIP)															
SEQ #	ROUTE SYSTEM	PROJECT NUMBER	YEAR	AGENCY	PROJECT DESCRIPTION	MILES	PRGM	WORK TYPE	FUNDS	TOTAL	FHWA	AC	FTA	TH	BOND	OTHER
19	LOCAL	031-072-002	2017	ITASCA COUNTY	COUNTYWIDE, VARIOUS LOCATIONS, INSTALL 2017 RURAL INTERSECTION LIGHTING (TIED TO 009-072-001, 069-072-001) ST LOUIS CO IS LEAD AGENCY	0.0	SH	LIGHTING	HSIP	327,537	294,783	-	-	-	-	32,754
20	LOCAL	069-070-025	2017	ST. LOUIS COUNTY	COUNTYWIDE TRAFFIC SIGNAL CONFIRMATION LIGHTS PROJECT INSTALL RED LIGHT-RUNNING CONFIRMATION LIGHTS AT 14 LOCATIONS IN DULUTH AND HERMANTOWN	0.0	SH	LIGHTING	HSIP	84,000	75,600	-	-	-	-	8,400
21	LOCAL	069-072-001	2017	ST. LOUIS COUNTY	COUNTYWIDE, VARIOUS LOCATIONS, INSTALL 2017 RURAL INTERSECTION LIGHTING (TIED TO 009-072-001,031-072-002) ST LOUIS CO IS LEAD AGENCY	0.0	SH	LIGHTING	HSIP	327,537	294,783	-	-	-	-	32,754
22	LOCAL	091-060-109	2017	COOK COUNTY	**AC**SB**GUNFLINT TRAIL SCENIC BYWAY, INVASIVE PLANT SPECIES MITIGATION AND NATIVE PLANT RESTORATION	0.0	EN	ENHANCEMENT	STBGTA	125,700	100,200	-	-	-	-	25,500
23	LOCAL	091-595-030	2017	US FOREST SERVICE	SUPERIOR NATIONAL FOREST SCENIC BYWAY- SKIBO VISTA OVERLOOK SITE REDESIGN	0.0	EN	PED./BIKE IMPROVEMENT	STBGTA	205,459	164,368	-	-	-	-	41,091
24	LOCAL	118-060-011	2017	DULUTH	**SB** NORTHSORE SCENIC DRIVE, FROM BRIGHTON BEACH BLVD TO MCQUADE SAFE HARBOR (NE DULUTH CITY LIMIT), SHOULDER WIDENING AND REHABILITATION	0.0	EN	PED./BIKE IMPROVEMENT	STBGTA	2,838,499	1,713,333	-	-	-	-	1,125,166
25	LOCAL	118-060-012	2017	DULUTH	**SB** SKYLINE PKWY RESTORATION OF HISTORIC ROCK RETAINING WALLS AT VARIOUS SCENIC OVERLOOK FACILITIES	0.0	EN	HISTORIC PRESERVATION	STBGTA	1,000,000	800,000	-	-	-	-	200,000
26	LOCAL	118-090-023	2017	DULUTH	LAKEWALK, ALONG WATER STREET BETWEEN 20TH AVE E AND 23 AVE E, SHARED USE PATH	0.0	EN	PED./BIKE IMPROVEMENT	STBGTA	231,809	185,447	-	-	-	-	46,362
27	LOCAL	118-090-025	2017	DULUTH	**MN178** MN179**SB** NORTHSORE SCENIC DRIVE, FROM BRIGHTON BEACH BLVD TO MCQUADE SAFE HARBOR (NE DULUTH CITY LIMIT), SHOULDER WIDENING AND REHABILITATION (REPURPOSING)	0.0	EN	PED./BIKE IMPROVEMENT	DEMO	376,501	301,201	-	-	-	-	75,300
28	LOCAL 999	069-070-024	2017	ST. LOUIS COUNTY	CSAH 13 AND CSAH 45 MAINLINE DYNAMIC WARNING SYSTEM PROJECT	0.0	SH	SAFETY TARGET	HSIP	60,000	54,000	-	-	-	-	6,000
29	LOCAL 999	088-070-048	2017	HIBBING	US 169, IN HIBBING AT JCT MN 37, ROUNDABOUT (ASSOC 6934-117)	0.0	SH	SIGNAL REVISION	HSIP	350,000	315,000	-	-	-	-	35,000
30	MUN 4	069-597-007	2017	ST. LOUIS COUNTY	MUN 4, IN THE CITY OF TOWER, APPROACH GRADING, BITUMINOUS PAVING, BRIDGE CONSTRUCTION ON BR# 2180 OVER EAST TWO RIVERS	0.0	BR	BRIDGE APPROACHES	BROS	850,000	600,000	-	-	-	-	250,000
31	PED/BIKE	009-591-004	2017	CARLTON COUNTY	**SRTS** INFRA IN BARNUM, SIDEWALK CONNECTION AND CROSSING IMPROVEMENTS ALONG ALONG HWY 61 BETWEEN MAIN ST AND OLD HWY 61, ALONG CARLTON ST BETWEEN MAIN ST AND E NORTH ST, AND ALONG E NORTH ST BETWEEN CARLTON ST AND HWY 61	0.0	EN	PED./BIKE IMPROVEMENT	STBGTA	266,357	213,086	-	-	-	-	53,271
32	PED/BIKE	031-090-008AC	2017	ITASCA COUNTY	**AC**SB** BIGFORK RIVERWALK TRAIL CONSTRUCT 2.3 MI. OF TRAIL, HIGHLIGHT BIG FORK AND RICE RIVERS (AC PAYBACK 1 OF 1)	0.0	EN	PED./BIKE IMPROVEMENT	STBGTA	164,288	164,288	-	-	-	-	-
33	PED/BIKE	069-090-018	2017	ST. LOUIS COUNTY	**MN107**MN175** MESABI TRAIL FROM MCKINLEY TO BIWABIK	0.0	BT	PED./BIKE IMPROVEMENT	DEMO LF	1,852,932	1,544,110	-	-	-	-	308,822
34	PED/BIKE	092-060-006	2017	MNDNR	**SB** GITCHI-GAMI TRAILHEAD. 3.1 MI NW JCT OF MN 61 AND CSAH 6 PARKING, TRAIL CONNECTION, TURN-LANE	0.0	EN	PED./BIKE IMPROVEMENT	STBGTA	1,200,000	575,000	-	-	-	-	625,000

ATP 1	FY 2017-FY 2020 STATE TRANSPORTATION IMPROVEMENT PROGRAM (STIP)															
SEQ #	ROUTE SYSTEM	PROJECT NUMBER	YEAR	AGENCY	PROJECT DESCRIPTION	MILES	PRGM	WORK TYPE	FUNDS	TOTAL	FHWA	AC	FTA	TH	BOND	OTHER
35	PED/BIKE	092-090-032	2017	MNDNR	**MN102**GITCHI-GAMI STATE TRAIL, FROM CASCADE RIVER TO GRAND MARAIS, TRAIL CONSTRUCTION	0.0	BT	PED./BIKE IMPROVEMENT	DEMO	3,275,186	809,911	-	-	-	-	2,465,275
36	PED/BIKE	092-090-038	2017	MNDNR	GITCHI GAMI TRAIL, FROM BEAVER BAY BR ON MN 61 TO EXISTING TRAIL ON WEST RD, CONSTRUCT 0.6 MI BITUMINOUS TRAIL	0.0	EN	PEDESTRIAN BIKE TRAIL	STBGTA	1,644,500	500,000	-	-	-	-	1,144,500
37	PED/BIKE	092-090-057	2017	MNDNR	MN187**GITCHI-GAMI STATE TRAIL, FROM CASCADE RIVER TO GRAND MARAIS, TRAIL CONSTRUCTION (REPURPOSING)	0.0	BT	PED./BIKE IMPROVEMENT	DEMO	924,814	739,851	-	-	-	-	184,963
38	PED/BIKE	118-090-018	2017	DULUTH	**MN146** CROSS CITY TRAIL PHASE 2, FROM KINGSBURY CREEK TO MUNGER TRAIL, CONSTRUCT TRAIL	0.0	BT	PED./BIKE IMPROVEMENT	DEMO	1,592,485	1,030,551	-	-	-	-	561,934
39	PED/BIKE	118-090-019	2017	DULUTH	**MN 146** CROSS CITY TRAIL, FROM DULUTH ZOO TO KNOWLTON CREEK, CONSTRUCT TRAIL, REHAB 2 BRIDGES	0.0	EN	PED./BIKE IMPROVEMENT	DEMO	534,400	334,400	-	-	-	-	200,000
40	PED/BIKE	129-090-007	2017	GRAND RAPIDS	MISSISSIPPI RIVER FRONT PEDESTRIAN BRIDGE FR 3RD AVE NE TO STEAM BOAT LANDING CONST PED BRIDGE AND TRAIL CONSTRUCTION	0.0	EN	PED./BIKE IMPROVEMENT	STBGTA	988,985	296,696	-	-	-	-	692,289
41	I 35	0980-150	2017	MNDOT	**SPP** I-35 NB & SB, OVER CSAH 61, 3.7 MI S OF JCT MN 210, REPAIR, RE-DECK & REPLACE ANTI-ICING SYS BR# 09824, AND REPLACE ANTI-ICING SYS ONLY BR# 09823, CONST X-OVERS 0.6 MI S & 0.2 MI N OF BR# 09824	0.7	BI	REDECK	NHPP	2,400,000	2,160,000	-	-	240,000	-	-
42	I 35	5880-180	2017	MNDOT	**SPP** I 35 NB&SB, FROM 0.9 MILES NORTH OF PINE CO CSAH 33 TO 1.8 MILES SOUTH OF CARLTON CO LINE. PAVEMENT REHAB	18.6	RD	BITUMINOUS RECLAMATION	NHPP	13,000,000	11,700,000	-	-	1,300,000	-	-
43	I 35	6982-320	2017	MNDOT	I 35, IN DULUTH FROM 18TH AVE W TO 21ST AVE W, FREEWAY TOWER LIGHTING	0.1	SC	LIGHTING	SF	100,000	-	-	-	100,000	-	-
44	I 535	6980-59	2017	MNDOT	I-535 NB & SB, IN DULUTH FR JCT BLATNIK BRIDGE TO JCT I-35, CPR WORK & BETWEEN DULUTH & SUPERIOR WISCONSIN OVER ST LOUIS RIVER, BLATNIK BR# 9030 REPAIR & NAVIGATIONAL LIGHTING	1.6	RD	CONCRETE PAVEMENT REHAB	NHPP	2,000,000	1,620,000	-	-	180,000	-	200,000
45	MN 1	3801-18	2017	MNDOT	**TRLF** MN 1, US FOREST ROUTE 553 TO US FOREST ROUTE 424, RECONSTRUCTION (TRLF PAYBACK 5 OF 10)	5.2	RC	GRADE AND SURFACE	SF	187,000	-	-	-	187,000	-	-
46	MN 1	6904-46	2017	MNDOT	**PODI**MN202** MN 1, FROM 0.1 MI W OF THE SIX MILE LAKE RD TO 0.1 MI E OF BRADACH ROAD (EAGLES NEST LAKE AREA) RECONSTRUCTION	5.7	RC	GRADE AND SURFACE	DEMO	18,695,959	14,956,767	-	-	3,739,192	-	-
47	MN 1	6904-46P	2017	MNDOT	**PODI**MN202** MN 1, FROM 0.1 MI W OF THE SIX MILE LAKE RD TO 0.1 MI E OF BRADACH ROAD (EAGLES NEST LAKE AREA) RECONSTRUCTION	5.7	RC	GRADE AND SURFACE	STBG	5,700,000	4,560,000	-	-	1,140,000	-	-
48	MN 11	3605-41	2017	MNDOT	**DEB**SPP** MN 11, FROM W JCT MN 71 TO 0.3 MI W JCT CSAH 332, MILL & OVERLAY	6.6	RS	MILL AND OVERLAY	NHPP	1,900,000	1,520,000	-	-	380,000	-	-
49	MN 23	6910-92	2017	MNDOT	**HB** MN 23 IN DULUTH, FR N. END BR# 6313 OVER ST. LOUIS RIVER TO 0.16 MI. W OF W. 5TH ST. MISSION CREEK REPLACE OLD BR# 5757 WITH NEW BR#69029, REALIGNMENT AND GRADING	1.1	BR	GRADE AND BRIDGE	SF	2,900,000	-	-	-	2,900,000	-	-
50	MN 27	0902-12	2017	MNDOT	MN 27, FROM AITKIN/CARLTON CO LINE TO W JCT MN 73, MILL & OVERLAY	9.4	RS	CULVERT	SF	2,000,000	-	-	-	2,000,000	-	-
51	MN 33	0906-48	2017	MNDOT	**ELLA**MN33 NB&SB, FROM ST LOUIS RIVER TO NORTH RD, MILL AND OVERLAY	3.8	RS	MILL AND OVERLAY	NHPP	1,500,000	1,200,000	-	-	300,000	-	-

ATP 1	FY 2017-FY 2020 STATE TRANSPORTATION IMPROVEMENT PROGRAM (STIP)															
SEQ #	ROUTE SYSTEM	PROJECT NUMBER	YEAR	AGENCY	PROJECT DESCRIPTION	MILES	PRGM	WORK TYPE	FUNDS	TOTAL	FHWA	AC	FTA	TH	BOND	OTHER
52	MN 61	1603-48AC	2017	MNDOT	**SPP**AC** MN61, 4.0 MI NE OF GUNFLINT TRAIL REPLACE BR# 8910 WITH NEW BR# 16008 OVER DEVIL TRACK RIVER AND APPROACH WORK (AC PROJECT AC PAYBACK 1 OF 1)	0.1	BR	BRIDGE REPLACEMENT	NHPP	1,396,303	1,396,303	-	-	-	-	-
53	MN 61	1604-43	2017	MNDOT	MN 61 0.4 MI N RESERVATION RD, AT RESERVATION RIVER AGREEMENT WITH ST LOUIS CO SWCD DESIGN & CONSTRUCTION FOR EROSION REPAIRS	0.0	AM	EROSION REPAIR	SF	300,000	-	-	-	300,000	-	-
54	MN 61	3806-70	2017	MNDOT	**HB**SPP** MN 61, FROM CSAH 4 TO 0.15 MI N BEAVER RIVER, REHABILITATION BR# 9395 OVER BEAVER RIVER AND CONSTRUCT MULTI USE TRAIL	0.3	BI	BRIDGE REPAIR	NHPP	3,400,000	2,720,000	-	-	680,000	-	-
55	MN 73	0912-32	2017	MNDOT	MN 73, 0.45 MI N CSAH 6 TO 0.18 MI S CSAH 130, APPROACH GRADING AND REPLACE OLD BRIDGE #3006 WITH NEW BR# 09019 OVER KETTLE RIVER	0.4	BR	BRIDGE REPLACEMENT	SF	1,400,000	-	-	-	1,400,000	-	-
56	MN 210	0119-26	2017	MNDOT	MN 210, OVER SISSABAGAMAH RIVER, REPLACE BR# 6296 WITH BOX CULVERT #01X08 (DESIGNED BY DISTRICT 3 UNDER SP 0109-26 AND FUNDED BY ATP 1 UNDER 0119-26M)	0.0	BR	BRIDGE REPLACEMENT	NA	-	-	-	-	-	-	-
57	MN 210	0119-26M	2017	MNDOT	MN 210, OVER SISSABAGAMAH RIVER, REPLACE BR# 6296 WITH NEW BR# 08X10 (DESIGNED BY DISTRICT 3 AND FUNDED BY ATP 1 FOR \$1,000,000)	0.1	BR	BRIDGE REPLACEMENT	NHPP	1,000,000	800,000	-	-	200,000	-	-
58	US 2	3103-66	2017	MNDOT	US 2, IN COHASSET FROM JCT E BASS LAKE RD TO 0.1 MI W JCT 19TH AVE NW IN GRAND RAPIDS, STRIPING MODIFICATION	3.0	SC	STRIPING	SF	150,000	-	-	-	150,000	-	-
59	US 2	6907-50	2017	MNDOT	US 2, SAGINAW WEIGH STATION SCALE PIT & WEIGHING PLATFORM REPAIR	0.4	RB	WEIGH STATION	STBG	600,000	480,000	-	-	120,000	-	-
60	US 53	6917-142	2017	MNDOT	US 53 NB, 0.35 MI S JCT CSAH 93 TO 0.14 MI S JCT S MOON LK DR & US 53 NB&SB FR .14 MI S MOON LK DR TO S END BR#9494 OVR MN 37 & US 53 SB FR JCT AUGUSTA LK RD TO JCT METSKE RD - MILL & OVERLAY	13.1	RS	MILL AND OVERLAY	NHPP	3,650,513	2,920,410	-	-	730,103	-	-
61	US 53	6918-86AC	2017	MNDOT	**PoDI** CMGC**AC** CH 5** WK PAK#2 US 53 NB&SB, IN VIRGINIA JCT VERMILLION DR TO .04 MI S NB BR# 69008 GRAD, PAVING, CONST BR# 69129 & MN 135 GRAD, PAVING CONST BR# 69130, 69X17 & 69K40 (AC PAYBACK 1 OF 1)	2.0	MC	GRADE, SURFACE AND BRIDGE	NHPP	20,000,000	20,000,000	-	-	-	-	-
62	US 169	069-607-053	2017	LOCAL	**SPP** US 169 NB & SB, IN MT IRON, AT CSAH 7, REPLACE SIGNAL SYSTEM (ASSOC 6935-89)	2.2	TM	TRAFFIC SIGNAL INST.	NHPP	125,000	100,000	-	-	-	-	25,000
63	US 169	6934-116	2017	MNDOT	US 169 NB&SB, IN HIBBING, JCT US169/S JCT MN 73 TO 0.26 MI E CSAH 5, MILL & OVERLAY	24.0	RS	MILL AND OVERLAY	NHPP	5,000,000	4,000,000	-	-	1,000,000	-	-
64	US 169	6934-117	2017	MNDOT	**AC**US 169 NB&SB, IN HIBBING JCT US 169/MN 37 ROUNDABOUT & MN 37 FR JCT US169/MN37 TO 0.29 MI E MILL & OVERLAY (ASSOC 088-070-048) (AC PROJECT PAYBACK IN 2018)	0.2	SH	SIGNAL REVISION	HSIP	1,455,000	1,200,000	1,095,000	-	255,000	-	-
65	US 169	6935-89	2017	MNDOT	**DEB**SPP** US 169 NB & SB, IN VIRGINIA, FROM .07 MI W CR-109 TO JCT 53 (HOOVER RD), OVERLAY, ADA, REPAIR BR# 69034 & #69035 (ASSOC. 069-607-053)	2.2	BI	BITUMINOUS OVERLAY	NHPP	6,075,000	4,400,000	-	-	1,100,000	-	575,000
66	MN 999	8801-AM-17	2017	MNDOT	DISTRICTWIDE SETASIDES - MUNICIPAL AGREEMENTS-2017	0.0	AM	MISCELLANEOUS	SF	200,000	-	-	-	200,000	-	-

ATP 1 FY 2017-FY 2020 STATE TRANSPORTATION IMPROVEMENT PROGRAM (STIP)																
SEQ #	ROUTE SYSTEM	PROJECT NUMBER	YEAR	AGENCY	PROJECT DESCRIPTION	MILES	PRGM	WORK TYPE	FUNDS	TOTAL	FHWA	AC	FTA	TH	BOND	OTHER
67	MN 999	8801-PD-17	2017	MNDOT	DISTRICTWIDE SETASIDES - PROJECT DELIVERY - 2017	0.0	CA	MISCELLANEOUS	SF	7,008,000	-	-	-	7,008,000	-	-
68	MN 999	8801-RW-17	2017	MNDOT	DISTRICTWIDE SETASIDES - R/W ACQUISITION/ACC MGMT-2017	0.0	RW	RIGHT OF WAY	SF	1,500,000	-	-	-	1,500,000	-	-
69	MN 999	8801-RX-17	2017	MNDOT	DISTRICTWIDE SETASIDES - ROAD REPAIR-2017	0.0	RX	ROAD REPAIR	SF	1,500,000	-	-	-	1,500,000	-	-
70	MN 999	8801-SA-17	2017	MNDOT	DISTRICTWIDE SETASIDES - SUPPLEMENTAL AGREEMENTS-2017	0.0	SA	SUPP. AGREE. & COST OVERRUNS	SF	6,000,000	-	-	-	6,000,000	-	-
71	MN 999	8821-200	2017	MNDOT	MN 27, FR W LIMIT MOOSE LAKE TO JCT I-35, MN 73 FR JCT I-35 TO E JCT MN 27 & MN 289 FR JCT MN 37 TO END MN 289, MILL & OVERLAY, SIGNALS & ADA (ASSOC. 009-596-006, 009-661-026)	5.1	RS	STORM SEWER	STBG	6,000,000	4,720,000	-	-	1,180,000	-	100,000
72	MN 999	8821-267	2017	MNDOT	**ELLA** D1 DISTRICTWIDE SIGNING MN 48, MN 70, MN 123	0.0	SC	SIGNING	SF	199,910	-	-	-	199,910	-	-
73	MN 999	8821-287	2017	MNDOT	**IDIQ** DISTRICTWIDE PM SURFACE TREATMENT (MICRO-SURFACING/CHIP SEALING). (CONTRACT MIN \$3,500,000MAX \$4,000,000, CONTRACT EXPIRE DECEMBER 31,2018)(FY17)	0.0	PM	MICRO SURFACING	SF	3,500,000	-	-	-	3,500,000	-	-
74	MN 999	8821-288	2017	MNDOT	**IDIQ** DISTRICTWIDE PM CRACK SEALING. (CONTRACT MIN \$500,000 MAX \$4,000,000, CONTRACT EXPIRE DECEMBER 31,2018) (FY17)	0.0	PM	BITUMINIOUS CRACK & SEALING	SF	500,000	-	-	-	500,000	-	-
										165,411,859	100,590,643	1,867,000	2,213,500	39,989,205	-	22,618,511

ATP 1	FY 2017-FY 2020 STATE TRANSPORTATION IMPROVEMENT PROGRAM (STIP)															
SEQ #	ROUTE SYSTEM	PROJECT NUMBER	YEAR	AGENCY	PROJECT DESCRIPTION	MILES	PRGM	WORK TYPE	FUNDS	TOTAL	FHWA	AC	FTA	TH	BOND	OTHER
75	BB	TRF-0016-18A	2018	DULUTH TRANSIT AUTHORITY	SECT 5307: DULUTH DIAL-A-RIDE TRANSIT OPERATING ASSISTANCE	0.0	B9	OPERATE BUS	LF	668,666	-	-	-	-	-	668,666
76	BB	TRF-0016-18C	2018	DULUTH TRANSIT AUTHORITY	SECT 5307: DULUTH TRANSIT CAPITAL	0.0	B9	BUS GRANT CAPITAL IMPROVEMENT	FTA	927,000	-	-	720,000	-	-	207,000
77	BB	TRF-0016-18D	2018	DULUTH TRANSIT AUTHORITY	SECT 5307: PREVENTATIVE MAINTENANCE	0.0	B9	OPERATE BUS	LF	4,206,520	-	-	-	-	-	4,206,520
78	BB	TRF-0016-18E	2018	DULUTH TRANSIT AUTHORITY	SECT 5307: OPERATING ASSISTANCE	0.0	B9	OPERATE BUS	FTA	7,500,614	-	-	1,493,500	-	-	6,007,114
79	BB	TRS-0016-18T	2018	DULUTH TRANSIT AUTHORITY	SECTION 5307: DULUTH TRANSIT AUTHORITY- REPLACE THREE STRIDE BUSES	0.0	TR	PURCHASE BUS	FTA	480,000	-	-	384,000	-	-	96,000
80	RR	09-00115	2018	MNDOT	DWP RR, INSTALL GATES, T148, E HARNEY ROAD, THOMSON TOWNSHIP, CARLTON COUNTY	0.0	SR	RR X-ING IMPROVEMENTS	RRS	250,000	250,000	-	-	-	-	-
81	RR	36-00106	2018	MNDOT	MDW RR, UPGRADE EXISTING SIGNAL SYSTEM, CSAH 332, 3RD AVE E, INTERNATIONAL FALLS, KOOSCHICHING COUNTY	0.0	SR	RR X-ING IMPROVEMENTS	RRS	250,000	250,000	-	-	-	-	-
82	RR	69-00199	2018	MNDOT	DMIR RR, UPGRADE EXISTING SIGNAL SYSTEM, CSAH 27, ZIM RD, TOWNSHIP OF MCDAVITT, ST LOUIS COUNTY	0.0	SR	RR X-ING IMPROVEMENTS	RRS	250,000	250,000	-	-	-	-	-
83	CSAH 2	038-602-033	2018	LAKE COUNTY	MN 61 IN TWO HARBORS MN61/JCT CSAH 2. SIGNALS , ADA, MILL & OVERLAY (ASSOC. 3804-60, 038-596-005 & 038-596-006)	0.0	TM	TRAFFIC SIGNAL INST.	NHPP	150,000	120,000	-	-	-	-	30,000
84	CSAH 5	069-605-044AC	2018	ST. LOUIS COUNTY	**AC** CSAH 5, FR 0.4 MI W OF CR 501 TO 0.65 MI W OF CR 501, APPROACH GRADING, BITUMINOUS PAVING, BRIDGE CONSTRUCTION ON BR# 7645 OVER BEARSKIN RIVER (AC PAYBACK 1 OF 1)	0.0	BR	BRIDGE APPROACHES	BROS	772,000	772,000	-	-	-	-	-
85	CSAH 6	001-606-021	2018	AITKIN COUNTY	**AC** CSAH 6, MN 65 TO 5.1 MI E, MILL & OVERLAY RT TURN LANE, PAVED SHOULDERS & CULVERT REPLACEMENTS(AC PROJECT, PAYBACK 2019)	0.0	RD	MILL AND OVERLAY	STBG	435,000	215,000	665,000	-	-	-	220,000
86	CSAH 7	069-607-050	2018	ST. LOUIS COUNTY	CSAH 7, IN ALBORN & MEADOWLANDS TOWNSHIPS BETWEEN W JCT CSAH 47 & CSAH 133, RECLAIM & CULVERT REPLACEMENT	0.0	RD	BITUMINOUS RECLAMATION	STBG	2,450,000	1,960,000	-	-	-	-	490,000
87	CSAH 43	058-643-009	2018	PINE COUNTY	CSAH 43, FROM TWO SONS RD TO MN 23, 1 MILE EAST FROM WILLOW RIVER, BITUMINOUS MILL & OVERLAY, TURN LANE	0.0	RD	BITUMINOUS RECLAMATION	STBG	1,936,200	1,486,200	-	-	-	-	450,000
88	CSAH 101	069-701-005	2018	ST. LOUIS COUNTY	CSAH 101, IN EVELETH, FR JCT CSAH 7 TO JCT KIMBERLY AV, BITUMINOUS RECLAMATION, CULVERT REPLACEMENT	0.0	RD	BITUMINOUS RECLAMATION	STBG	1,173,525	526,200	-	-	-	-	647,325
89	CSAH 101	069-701-006	2018	ST. LOUIS COUNTY	**MN11**MN127** CSAH 101, IN EVELETH, FR JCT CSAH 7 TO JCT KIMBERLY AV, BITUMINOUS RECLAMATION, CULVERT REPLACEMENT (REPURPOSING)	0.0	RD	BITUMINOUS RECLAMATION	DEMO	226,475	181,180	-	-	-	-	45,295
90	LOCAL	038-596-005	2018	TWO HARBORS	MN 61, IN TWO HARBORS MN 61/ JCT 6TH & 7TH ST TO NORTH, SIGNALS , ADA, STORM SEWER (ASSOC 3804-60 ,038-596-006 & 038-602-033)	0.0	TM	TRAFFIC SIGNAL INST.	NHPP	150,000	120,000	-	-	-	-	30,000



ATP 1	FY 2017-FY 2020 STATE TRANSPORTATION IMPROVEMENT PROGRAM (STIP)															
SEQ #	ROUTE SYSTEM	PROJECT NUMBER	YEAR	AGENCY	PROJECT DESCRIPTION	MILES	PRGM	WORK TYPE	FUNDS	TOTAL	FHWA	AC	FTA	TH	BOND	OTHER
91	LOCAL	038-596-006	2018	LAKE COUNTY	MN 61, IN TWO HARBORS MN 61/ JCT 6TH & 7TH ST TO SOUTH, SIGNALS , ADA, STORM SEWER, MILL & OVERLAY (ASSOC 3804-60 ,038-596-005 & 038-602-033)	0.0	TM	TRAFFIC SIGNAL INST.	NHPP	150,000	120,000	-	-	-	-	30,000
92	LOCAL	058-080-001	2018	PINE COUNTY	MN 48, IN HINCKLEY, JCT I-35 TO 0.11 MI E JCT MORRIS AVE MILL & OVERLAY, SIGNALS, ADA & 4.5 MI JCT I-35. BR 58005, APPROACH PANEL REPAIRS (ASSOC 058-080-001 & 5408-58)	0.0	RS	TRAFFIC SIGNAL REVISION	STBG	31,250	25,000	-	-	-	-	6,250
93	LOCAL	058-596-006	2018	PINE COUNTY	MN 48, IN HINCKLEY, JCT I-35 TO 0.11 MI E JCT MORRIS AVE MILL & OVERLAY, SIGNALS, ADA & 4.5 MI E JCT I-35. BR 58805, APPROACH PANEL REPAIRS. (ASSOC 5408-58 & 058-080-001)	0.0	RS	TRAFFIC SIGNAL REVISION	STBG	62,500	50,000	-	-	-	-	12,500
94	LOCAL	069-070-028	2018	ST. LOUIS COUNTY	ST LOUIS COUNTY RURAL INTERSECTION CONFLICT WARNING SYSTEM PROJECT CSAH 16 & 25	0.0	SH	SAFETY TARGET	HSIP	250,000	225,000	-	-	-	-	25,000
95	LOCAL 999	009-072-002	2018	CARLTON COUNTY	COUNTYWIDE, VARIOUS LOCATIONS, INSTALL 2018 MAINLINE DYNAMIC WARNING SYSTEMS (TIED TO 069-072-002, 031-072-003) ST LOUIS CO IS LEAD AGENCY	0.0	SH	SAFETY TARGET	HSIP	146,667	132,000	-	-	-	-	14,667
96	LOCAL 999	031-072-003	2018	ITASCA COUNTY	COUNTYWIDE, VARIOUS LOCATIONS, INSTALL 2018 MAINLINE DYNAMIC WARNING SYSTEMS. (TIED TO 009-072-002,069-072-002) ST LOUIS CO IS LEAD AGENCY	0.0	SH	SAFETY TARGET	HSIP	146,667	132,000	-	-	-	-	14,667
97	LOCAL 999	069-070-027	2018	ST. LOUIS COUNTY	ST LOUIS COUNTY TO INSTALL 6-INCH PAINT EDGELINE ON 58 CENTERLINE MILES OF COUNTY HIGHWAYS	0.0	SH	SAFETY TARGET	HSIP	58,000	52,200	-	-	-	-	5,800
98	LOCAL 999	069-070-030	2018	ST. LOUIS COUNTY	COUNTYWIDE, VARIOUS LOCATIONS, INSTALL(2018) CENTERLINE RUMBLE STRIPS PACKAGE 1	0.0	SH	SAFETY TARGET	HSIP	330,000	297,000	-	-	-	-	33,000
99	LOCAL 999	069-070-034	2018	ST. LOUIS COUNTY	COUNTYWIDE, VARIOUS LOCATIONS, INSTALL (2018) GROUND IN WET REFLECTIVE EDGELINE	0.0	SH	SAFETY TARGET	HSIP	370,000	333,000	-	-	-	-	37,000
100	LOCAL 999	069-072-002	2018	ST. LOUIS COUNTY	COUNTYWIDE, VARIOUS LOCATIONS, INSTALL 2018 MAINLINE DYNAMIC WARNING SYSTEMS (TIED TO 009-072-002,031-072-003) ST LOUIS CO IS LEAD AGENCY	0.0	SH	SAFETY TARGET	HSIP	146,667	132,000	-	-	-	-	14,667
101	MSAS 178	118-178-006	2018	DULUTH	MSAS 178 (DECKER RD) FROM PIEDMONT AVE TO MALL DRIVE. MILL & OVERLAY, STORM SEWER REPAIRS	0.0	RD	STORM SEWER REPAIR	STBG	1,412,500	900,000	-	-	-	-	512,500
102	PED/BIKE	069-090-031	2018	ST. LOUIS COUNTY	MESABI TRAIL, FROM BEARHEAD ROAD TO CAMP LAKE RD, CONSTRUCT 3.5 MI OF TRAIL	0.0	EN	PEDESTRIAN BIKE TRAIL	STBGTA	689,055	400,000	-	-	-	-	289,055
103	PED/BIKE	092-090-053	2018	DNR	TOFTE SEGMENT OF GITCHI GAMI TRAIL, FR USFS TO FTE RANGER STATION TO 0.19 MI NE COOK CSAH 2, CONSTRUCT 1.1 MI. OF PAVED TRAIL	0.0	EN	PEDESTRIAN BIKE TRAIL	STBGTA	750,000	600,000	-	-	-	-	150,000
104	I 35	6982-321	2018	MNDOT	I-35, IN PROCTOR, 0.3MI S BOUNDARY AVE TO JCT 26TH AVE E IN DULUTH, & US2 0.7 MI E JCT I-35/US2 & US 53/JCT I-35 & MN 61 FR JCT I-35 TO 0.25 MI N FREEWAY LIGHTING, SIG REV, LIGHTING CABINETS	6.5	SC	LIGHTING	SF	750,000	-	-	-	750,000	-	-
105	MN 1	3801-18	2018	MNDOT	**TRLF** MN 1, US FOREST ROUTE 553 TO US FOREST ROUTE 424, RECONSTRUCTION (TRLF PAYBACK 6 OF 10)	5.2	RC	GRADE AND SURFACE	SF	187,000	-	-	-	187,000	-	-
106	MN 1	3801-92	2018	MNDOT	**ELLA** MN 1, FROM 0.2 MI S KAWISHIWI RIVER TO 0.17 MI W T-273 AND FROM 0.63 MI SE JCT CSAH 2 TO JCT NFD-172, MILL AND OVERLAY	18.3	RS	MILL AND OVERLAY	STBG	4,700,000	3,760,000	-	-	940,000	-	-

ATP 1	FY 2017-FY 2020 STATE TRANSPORTATION IMPROVEMENT PROGRAM (STIP)															
SEQ #	ROUTE SYSTEM	PROJECT NUMBER	YEAR	AGENCY	PROJECT DESCRIPTION	MILES	PRGM	WORK TYPE	FUNDS	TOTAL	FHWA	AC	FTA	TH	BOND	OTHER
107	MN 1	3803-34	2018	MNDOT	MN 1, ISABELLA JCT NFD-172 TO JCT T-92 SALVERSON RD MEDIUM MILL & OVERLAY	15.2	RS	MILL AND OVERLAY	SF	4,600,000	-	-	-	4,600,000	-	-
108	MN 6	3107-49M	2018	MNDOT	MN 6, FROM US 2 TO CR 128 IN DEER RIVER, MILL & OVERLAY & PED RAMPS AND ON US 2 FROM 2ND AVE NW TO 1ST ST SE (DESIGNED BY DIST 2 & TIED TO 3107-49)	0.9	RS	MILL AND OVERLAY	STBG	794,000	624,000	-	-	156,000	-	14,000
109	MN 11	3606-61	2018	MNDOT	MN 11, 0.05 MI W JCT CSAH 20 TO 0.44 MI W JCT CSAH 131 APPROACH GRADING, REPLACE OLD BR# 36004 WITH NEW BR#36027 OVER CN RR	0.7	BR	GRADE AND BRIDGE	SF	3,500,000	-	-	-	3,500,000	-	-
110	MN 33	0905-54	2018	MNDOT	**SEC164** MN33 NB&SB IN CLOQUET AT JCT I-35 RAMPS & MN 33, INTERSECTION IMPROVEMENTS & FR JCT MN33/I-35 RAMPS TO JCT GILLETTE RD CONSTRUCT WEST FRONTAGE RD (ASSOC 112-070-001)	0.5	SH	GRADE AND SURFACE	HSIP	1,170,000	1,170,000	-	-	-	-	-
111	MN 33	112-070-001	2018	CLOQUET	**SEC164** MN33 NB&SB IN CLOQUET AT JCT I-35 RAMPS & MN 33, INTERSECTION IMPROVEMENTS & FR JCT MN33/I-35 RAMPS TO JCT GILLETTE RD CONSTRUCT WEST FRONTAGE RD (ASSOC 0905-54)	0.5	SH	GRADE AND SURFACE	HSIP	480,000	480,000	-	-	-	-	-
112	MN 37	6947-50	2018	MNDOT	**ELLA** MN 37, IN HIBBING, 0.29 MI. E. JCT US 169 TO JCT US 53, MILL & OVERLAY	19.0	RS	CULVERT	STBG	5,500,000	4,400,000	-	-	1,100,000	-	-
113	MN 38	3108-70	2018	MNDOT	MN 38, FROM PUGHOLE LAKE TO 1.3 MI S JCT MN 286 IN MARCELL, BITUMINOUS RECLAMATION (DESIGN AND CONSTRUCTION ENGINEERING BY DISTRICT 2).	14.3	RD	BITUMINOUS RECLAMATION	STBG	11,700,000	9,360,000	-	-	2,340,000	-	-
114	MN 38	3108-76	2018	MNDOT	**ELLA** MN 38, 0.19 MI S JCT HORSESHOE LAKE RD TO S LIMITS BIG FORK & ON MN 286 FR JCT MN 6 TO 0.11 MI W OF JCT MN 38, MILL AND OVERLAY	10.6	RS	MILL AND OVERLAY	SF	3,200,000	-	-	-	3,200,000	-	-
115	MN 38	3108-80	2018	MNDOT	MN 38, IN GRAND RAPIDS FROM JCT US 2 TO 16TH ST NW, MILL & OVERLAY, ADA	1.0	RS	PED./BIKE IMPROVEMENT	SF	680,000	-	-	-	680,000	-	-
116	MN 46	3109-41M	2018	MNDOT	MN 46, FROM US 2 TO ITASCA CSAH 39, MILL & OVERLAY, & REPLACE OLD BR 5623 WITH NEW CULVERT 31X10 OVER A STREAM (DESIGNED BY DIST 2 & TIED TO SP 3109-41)	10.1	RS	MILL AND OVERLAY	STBG	4,800,000	3,840,000	-	-	960,000	-	-
117	MN 48	5804-58	2018	MNDOT	MN 48, IN HINCKLEY AREA. JCT I-35 TO 0.11 MI E. JCT MORRIS AVE. MILL & OVERLAY, SIGNALS, ADA & 4.5 MI E JCT I-35 BR 58005, APPROACH PANEL REPAIRS (ASSOC. 058-080-001 & 058-596-006)	0.3	RS	TRAFFIC SIGNAL REVISION	STBG	2,300,000	1,840,000	-	-	460,000	-	-
118	MN 61	3805-104	2018	MNDOT	MN 61, IN TWO HARBORS FR JCT 8TH ST TO 0.23 MI SW SILVER CREEK, SIGNALS , ADA, M&O (ASSOC 3804-60 & 038-596-005,038-596-006, 038-602-033)	4.1	RS	MILL AND OVERLAY	NHPP	3,450,000	2,720,000	-	-	680,000	-	50,000
119	MN 61	3805-105	2018	MNDOT	MN 61, GOOSEBERRY FALLS REST AREA REPAIR	0.0	RB	REST AREA	SF	250,000	-	-	-	250,000	-	-
120	MN 61	3808-36	2018	MNDOT	**SPP** MN 61, FROM 0.15 MI S LAFAYETTE BLUFF TUNNEL TO 3.2 MI N MN 1, (VARIOUS LOCATIONS) MILL AND OVERLAY	28.7	RS	MILL AND OVERLAY	NHPP	2,300,000	1,840,000	-	-	460,000	-	-
121	MN 65	3112-37	2018	MNDOT	MN 65, IN NASHWAUK N JCT US 169 TO HAWKINS AVE MILL & OVERLAY, ADA, AND US 169 AT MN 65 CONSTRUCT LEFT TURN LANE	0.9	RS	MILL AND OVERLAY	STBG	2,000,000	1,600,000	-	-	400,000	-	-
122	MN 73	0912-36	2018	MNDOT	MN 73, 0.2 MI N 3RD AVE KETTLE RIVER TO 0.4 MI S MN 210, PAVE SHOULDERS AND ADD RUMBLE STRIPS	7.9	SH	SAFETY TARGET	HSIP	470,100	423,090	-	-	47,010	-	-
123	MN 73	6930-39	2018	MNDOT	MN 73, IN CHISHOLM, JCT MN 73/PROPOSED CSAH 5 & IRON WORLD RD CONSTRUCT ROUNDABOUT	0.0	SC	CHANNELIZATION	SF	500,000	-	-	-	500,000	-	-

ATP 1	FY 2017-FY 2020 STATE TRANSPORTATION IMPROVEMENT PROGRAM (STIP)																
SEQ #	ROUTE SYSTEM	PROJECT NUMBER	YEAR	AGENCY	PROJECT DESCRIPTION	MILES	PRGM	WORK TYPE	FUNDS	TOTAL	FHWA	AC	FTA	TH	BOND	OTHER	
124	US 2	6907-49	2018	MNDOT	US 2, SAGINAW WEIGH STATION LIGHTING. ASSOC. (DESIGNED BY DIST 4, FUNDED BY DISTRICT C, ATP 4 SP 1480-176 \$350,000; ATP 2 SP 6005-66 \$250,000 AND ATP 1 SP 6907-49 \$300,000)	0.0	RB	WEIGH STATION	STBG	300,000	240,000	-	-	60,000	-	-	
125	US 2	6937-102	2018	MNDOT	**SPP** US 2, IN DULUTH, EB&WB & MN194 B REHAB ON BR# 69101, 69102, 69839, 69840 & MN 194 MESABA AV PAVE & CB REPAIR	0.0	BI	BRIDGE REPAIR	NHPP	5,300,000	4,240,000	-	-	1,060,000	-	-	
126	US 53	6917-144	2018	MNDOT	**SPP** US 53 NB & SB, MN 37 OVER US 53 REPLACE BR# 9530 & APPROACH GRADING	0.2	BR	BRIDGE REPLACEMENT	NHPP	2,800,000	2,240,000	-	-	560,000	-	-	
127	US 53	6918-91	2018	MNDOT	US 53, NB&SB IN VIRGINIA JCT VERMILLION DR TO .04 MI S, LANDSCAPING	2.0	RB	LANDSCAPING	BF	300,000	-	-	-	-	300,000	-	
128	US 169	3116-146	2018	MNDOT	**MN204** US 169, IN TACONITE FROM 0.3MI E SCENIC HWY 7 TO 0.64 MI E JCT MN 65 IN PENGILLY (8.4 MI) PRELIMINARY ENGINEERING(PE) FOR ENVIRONMENTAL IMPACT STATEMENT ALONG EAST SEGMENT OF CROSS RANGE EXPRESSWAY	8.4	RC	PLANNING	DEMO	1,277,859	1,022,287	-	-	255,572	-	-	
129	US 169	6934-117AC	2018	MNDOT	**AC**US 169 NB &SB, IN HIBBING JCT US 169/MN 37 ROUNDABOUT & MN 37 FR JCT US169/MN37 TO 0.29 MI E MILL & OVERLAY (ASSOC 088-070-048) (AC PROJECT AC PAYBACK 1 OF 1)	0.2	SH	SIGNAL REVISION	HSIP	1,095,000	1,095,000	-	-	-	-	-	
130	MN 999	8801-AM-18	2018	MNDOT	DISTRICTWIDE SETASIDES - MUNICIPAL AGREEMENTS - 2018	0.0	AM	MISCELLANEOUS	SF	200,000	-	-	-	200,000	-	-	
131	MN 999	8801-PD-18	2018	MNDOT	DISTRICTWIDE SETASIDES - PROJECT DELIVERY - 2018	0.0	CA	MISCELLANEOUS	SF	4,750,000	-	-	-	4,750,000	-	-	
132	MN 999	8801-RW-18	2018	MNDOT	DISTRICTWIDE SETASIDES - R/W ACQUISITION/ACC MGMT-2018	0.0	RW	RIGHT OF WAY	SF	1,500,000	-	-	-	1,500,000	-	-	
133	MN 999	8801-RX-18	2018	MNDOT	DISTRICTWIDE SETASIDES - ROAD REPAIR - 2018	0.0	RX	ROAD REPAIR	SF	1,500,000	-	-	-	1,500,000	-	-	
134	MN 999	8801-SA-18	2018	MNDOT	DISTRICTWIDE SETASIDES - SUPPLEMENTAL AGREEMENT -2018	0.0	SA	SUPP. AGREE. & COST OVERRUNS	SF	4,500,000	-	-	-	4,500,000	-	-	
135	MN 999	8821-271	2018	MNDOT	DISTRICTWIDE ITS CHANGEABLE MESSAGE SIGNS,INSTALL FIBER OPTIC CABLE IN CITY OF VIRGINIA	0.0	SC	SIGNING	SF	750,000	-	-	-	750,000	-	-	
136	MN 999	8821-289	2018	MNDOT	DISTRICTWIDE HYDRAULICS, REPAIR/REPLACE CULVERTS (FY18)	0.0	DR	CULVERT REPLACEMENT	SF	2,000,000	-	-	-	2,000,000	-	-	
137	MN 999	8821-292	2018	MNDOT	DISTRICTWIDE PREVENTIVE MAINTENANCE/PAVEMENT REHAB (FY18)	0.0	PM	JOINT SEALING	SF	2,000,000	-	-	-	2,000,000	-	-	
										107,973,265	50,423,157	665,000	2,597,500	40,345,582	300,000	14,307,026	

ATP 1	FY 2017-FY 2020 STATE TRANSPORTATION IMPROVEMENT PROGRAM (STIP)															
SEQ #	ROUTE SYSTEM	PROJECT NUMBER	YEAR	AGENCY	PROJECT DESCRIPTION	MILES	PRGM	WORK TYPE	FUNDS	TOTAL	FHWA	AC	FTA	TH	BOND	OTHER
138	BB	TRF-0016-19	2019	DULUTH TRANSIT AUTHORITY	SECT 5307: DTA - STRIDE-PURCHASE 3 BUSES (CLASS 400)	0.0	B9	PURCHASE BUS	FTA	427,500	-	-	342,000	-	-	85,500
139	BB	TRF-0016-19A	2019	DULUTH TRANSIT AUTHORITY	SECT 5307: DULUTH DIAL-A-RIDE TRANSIT OPERATING ASSISTANCE	0.0	B9	OPERATE BUS	LF	688,726	-	-	-	-	-	688,726
140	BB	TRF-0016-19B	2019	DULUTH TRANSIT AUTHORITY	SECT 5307: OPERATING ASSISTANCE	0.0	B9	OPERATE BUS	FTA	7,725,632	-	-	1,493,500	-	-	6,232,132
141	BB	TRF-0016-19C	2019	DULUTH TRANSIT AUTHORITY	SECT 5307: DULUTH TRANSIT CAPITAL	0.0	B9	BUS GRANT CAPITAL IMPROVEMENT	FTA	954,810	-	-	720,000	-	-	234,810
142	BB	TRF-0016-19D	2019	DULUTH TRANSIT AUTHORITY	S3CT 5307: PREVENTATIVE MAINTENANCE	0.0	B9	OPERATE BUS	LF	4,332,716	-	-	-	-	-	4,332,716
143	CSAH 6	001-606-021AC	2019	AITKIN COUNTY	**AC** CSAH 6, MN 65 to 5.1 MI E, MILL & OVERLAY RT TURN LANE , PAVED SHOULDERS & CULVERT REPLACEMENTS(AC PAYBACK 1 OF 1)	0.0	RD	MILL AND OVERLAY	STBG	665,000	665,000	-	-	-	-	-
144	CSAH 6	069-606-025	2019	ST. LOUIS COUNTY	CSAH 6, MAPLE GROVE RD, CSAH 13 TO WESTERBERG RD, BIT RESURFACING AND INTERSECTION IMPROVEMENTS	0.0	RD	MILL AND OVERLAY	STBG	2,000,000	1,600,000	-	-	-	-	400,000
145	CSAH 12	016-612-074	2019	COOK COUNTY	CSAH 12, GUNFLINT TRAIL, TROUT LAKE RD TO PINE MT RD, BITUMINIOUS PAVEMENT, SUBGRADE REPAIR CULVERT REPAIR	0.0	RD	CULVERT REPLACEMENT	STBG	1,937,600	802,600	-	-	-	-	1,135,000
146	CSAH 100	069-700-015	2019	ST. LOUIS COUNTY	CSAH 100, CSAH 99 TO CSAH 110, IN CITY OF AURORA CULVERT REPLACEMENT & FULL DEPTH RECLAMATION	0.0	RD	CULVERT REPLACEMENT	STBG	2,378,250	1,902,600	-	-	-	-	475,650
147	CSAH 434	031-598-026	2019	ITASCA COUNTY	CSAH 434, OVER SWAN RIVER, NE OF BLACKBERRY MN, REPLACE OLD BR# 7024 WITH NEW BR# 31571	0.0	BR	BRIDGE APPROACHES	BROS	500,000	400,000	-	-	-	-	100,000
148	LOCAL 999	001-070-006	2019	AITKIN COUNTY	D1 AITKIN COUNTWIDE, VARIOUS LOCATIONS, INSTALL INTERSECTION LIGHTING	0.0	SH	SAFETY TARGET	HSIP	113,778	102,400	-	-	-	-	11,378
149	LOCAL 999	001-072-001	2019	AITKIN COUNTY	D1 AITKIN COUNTYWIDE, VARIOUS LOCATIONS, INSTALL 2019 6" CENTERLINE EPOXY STRIPPIN & 6"GROUND IN WET REFLECTIVE EDGELINE STRIPING (TIED 031-072-001) AITKIN CO. IS LEAD AGENCY	0.0	SH	SAFETY TARGET	HSIP	348,000	313,200	-	-	-	-	34,800
150	LOCAL 999	031-072-001	2019	ITASCA COUNTY	D1 ITASCA COUNTYWIDE, VARIOUS LOCATIONS, INSTALL 2019 6" CENTERLINE EPOXY STRIPPING & 6"GROUND IN WET REFLECTIVE EDGELINE STRIPING (TIED 001-072-001) AITKIN CO. IS LEAD AGENCY	0.0	SH	SAFETY TARGET	HSIP	138,000	124,200	-	-	-	-	13,800
151	LOCAL 999	069-070-032	2019	ST. LOUIS COUNTY	D1 ST LOUIS COUNTYWIDE, VARIOUS LOCATIONS, INSTALL 6-INCH EPOXY EDGELINE STRIPES	0.0	SH	SAFETY TARGET	HSIP	130,000	117,000	-	-	-	-	13,000
152	LOCAL 999	069-070-037	2019	ST. LOUIS COUNTY	D1 ST LOUIS COUNTYWIDE, VARIOUS LOCATIONS, INSTALL INTERSECTION PAVEMENT MARKING	0.0	SH	SAFETY TARGET	HSIP	270,000	243,000	-	-	-	-	27,000
153	LOCAL 999	069-070-038	2019	ST. LOUIS COUNTY	D1 ST LOUIS COUNTY, JCT CSAH 7/US 53 CONSTRUCT J-TURN	0.0	SH	SAFETY TARGET	HSIP	388,889	350,000	-	-	-	-	38,889
154	LOCAL 999	088-070-038	2019	LOCAL	D-1 DISTRICTWIDE, VARIOUS LOCATIONS, INSTALL 2019 GROUND IN WET REFLECTIVE EDGELINE STRIPING	0.0	SH	SAFETY TARGET	HSIP	486,000	437,400	-	-	-	-	48,600

ATP 1	FY 2017-FY 2020 STATE TRANSPORTATION IMPROVEMENT PROGRAM (STIP)															
SEQ #	ROUTE SYSTEM	PROJECT NUMBER	YEAR	AGENCY	PROJECT DESCRIPTION	MILES	PRGM	WORK TYPE	FUNDS	TOTAL	FHWA	AC	FTA	TH	BOND	OTHER
155	MSAS 134	118-134-017	2019	DULUTH	MSAS 134, 9TH/8TH ST, IN DULUTH, 6TH AVE E TO WOODLAND AVE, MILL & OVERLAY, RECLAMATION, STORM SEWER, CURB & GUTTER SIDEWALK & ADA	0.0	RD	CURB & GUTTER	STBG	1,300,000	860,000	-	-	-	-	440,000
156	PED/BIKE	009-090-005	2019	CARLTON COUNTY	ST LOUIS RIVER TRAIL PHASE II, SCANLON PARK RD TO SCANLON RIVER PARK, CONSTRUCT 10' WIDE, NON-MOTORIZED PAVED TRAIL, (ASSOC. 0910-32)	0.0	EN	PED./BIKE IMPROVEMENT	STBGTA	375,000	300,000	-	-	-	-	75,000
157	MN 1	3602-26M	2019	MNDOT	MN 1, IN NORTHOM, FROM MN 46 TO 0.3 MI E OF THE JCT MN 46, URBAN RECONSTRUCTION (DESIGNED BY DIST 2 & TIED TO 3602-26)	0.3	RC	GRADE AND SURFACE	STBG	1,000,000	760,000	-	-	190,000	-	50,000
158	MN 1	3801-18	2019	MNDOT	**TRLF** MN 1, US FOREST ROUTE 553 TO US FOREST ROUTE 424, RECONSTRUCTION (TRLF PAYBACK 7 OF 10)	5.2	RC	GRADE AND SURFACE	SF	187,000	-	-	-	187,000	-	-
159	MN 6	3603-14	2019	MNDOT	MN 6, 0.24 MI N OF N JCT MN 1 TO JCT US 71 MILL & OVERLAY	25.0	RS	MILL AND OVERLAY	STBG	8,500,000	6,800,000	-	-	1,700,000	-	-
160	MN 23	0901-62	2019	MNDOT	MN 23, UNDER SOO LINE RR, 10.7 MI N OF SOUTH S CO LINE, BRIDGE REMOVAL BR# 5468	0.2	BR	BRIDGE REMOVAL	STBG	290,000	232,000	-	-	58,000	-	-
161	MN 23	0901-70	2019	MNDOT	MN 23, 9.5 MI NE OF S. CO LINE AT DEER CREEK, REPLACE BR# 8501	0.1	BR	BRIDGE REPLACEMENT	STBG	3,500,000	2,800,000	-	-	700,000	-	-
162	MN 39	6941-08	2019	MNDOT	MN 39, IN DULUTH JCT MN 23 TO W END BR# 6544 MILL & OVERLAY, ADA	0.9	RS	MILL AND OVERLAY	STBG	1,200,000	960,000	-	-	240,000	-	-
163	MN 45	0910-32	2019	MNDOT	ST LOUIS RIVER TRAIL PHASE II, SCANLON PARK RD TO SCANLON RIVER PARK, CONSTRUCT 10' WIDE, NON-MOTORIZED PAVED TRAIL, (ASSOC 009-090-005)	0.5	EN	PED./BIKE IMPROVEMENT	SF	75,000	-	-	-	75,000	-	-
164	MN 61	1602-50	2019	MNDOT	**SPP** MN 61, 1.8 MI N CUTFACE CREEK TO 0.1 MI S CSAH 14, GRAND MARAIS, URBAN RECONST FR WISCONSIN ST TO BROADWAY AVE, ADA RPL BOX CUL 8294 AT FALL R & RPL BOX CUL 8295 AT UNNAMED STR, MEDIUM MILL AND OVERLAY, ASSOC. 1602-50L)	11.2	RS	MILL AND OVERLAY	NHPP	8,350,000	6,600,000	-	-	1,650,000	-	100,000
165	MN 61	1602-50L	2019	GRAND MARAIS	**SPP** MN 61, 1.8 MI N CUTFACE CREEK TO 0.1 MI S CSAH 14, GRAND MARAIS, URBAN RECONST FR WISCONSIN ST TO BROADWAY AVE, ADA RPL BOX CUL 8294 AT FALL R & RPL BOX CUL 8295 AT UNNAMED STR, SIGNAL (ASSOC. 1602-50)	11.2	TM	TRAFFIC SIGNAL INST.	NHPP	150,000	120,000	-	-	-	-	30,000
166	MN 65	0110-32	2019	MNDOT	**ELLA** MN 65, 0.14 MI SO CSAH 2 TO N JCT MN 27, MEDIUM MILL & OVERLAY	8.2	RS	MILL AND OVERLAY	SF	2,100,000	-	-	-	2,100,000	-	-
167	MN 65	0112-52	2019	MNDOT	MN 65, FROM 1.4 MI S SANDY RIVER TO 0.07 MI S OF S JCT MN 200, MILL & OVERLAY	17.5	RS	MILL AND OVERLAY	STBG	6,500,000	5,200,000	-	-	1,300,000	-	-
168	MN 73	6928-28	2019	MNDOT	MN 73, VARIOUS LOCATIONS, ADA, MILL & OVERLAY	31.8	RS	MILL AND OVERLAY	SF	9,500,000	-	-	-	9,500,000	-	-
169	MN 73	6929-20	2019	MNDOT	**HB** MN 73, 2.5 MI S JCT US 169, REHAB BR# 9232 OVER BNSF RR	0.1	BI	BRIDGE REPAIR	STBG	430,000	344,000	-	-	86,000	-	-
170	MN 135	6912-77	2019	MNDOT	MN 135, FROM 0.5 MI E JCT US 53 TO 0.58 MI. S CSAH 21, MILL & OVERLAY, ADA AND REPAIR BR# 69023, BR# 69025, AND BR# 6492	24.2	RS	MILL AND OVERLAY	STBG	10,200,000	8,160,000	-	-	2,040,000	-	-
171	US 53	6917-143	2019	MNDOT	**SPP** US 53, NB N END PALE FACE R. TO 0.35 MI S CSAH 93 & US 53 SB AT METSKE RD TO SO MOON LK DR REHAB BR# 6602 & 69020, MEDIUM M&O, ANCHOR LAKE REST AREA PAVE REHAB ADA / LIGHTING	12.6	RS	MILL AND OVERLAY	NHPP	3,600,000	2,880,000	-	-	720,000	-	-

ATP 1	FY 2017-FY 2020 STATE TRANSPORTATION IMPROVEMENT PROGRAM (STIP)																
SEQ #	ROUTE SYSTEM	PROJECT NUMBER	YEAR	AGENCY	PROJECT DESCRIPTION	MILES	PRGM	WORK TYPE	FUNDS	TOTAL	FHWA	AC	FTA	TH	BOND	OTHER	
172	US 53	6917-145	2019	MNDOT	US 53, NB & SB, AT THE CN RR BR# 9481 & TRAIL BR# 9482, GRADE CORRECTION TO LOWER US 53 PROFILE FOR BR# 9481, REMOVE BR# 9482	0.8	RC	BRIDGE REMOVAL	SF	2,200,000	-	-	-	2,200,000	-	-	
173	US 71	3114-55M	2019	MNDOT	**SPP** US 71, BELTRAMI-ITASCA CO LINE TO ITASCA-KOOCHICHING CO LINE, BITUMINOUS RECLAIM (DESIGNED BY D2, FUNDED BY ATP 2 & ATP 1, TIED TO SP 0411-17 FOR \$3,500,000)	5.1	RD	BITUMINOUS RECLAMATION	NHPP	2,400,000	1,920,000	-	-	480,000	-	-	
174	US 169	3116-147	2019	MNDOT	**MN204** US 169, IN TACONITE FROM 0.3MI. E SCENIC HWY 7 TO 0.64 MI E. JCT MN 65 IN PENGILLY (8.4 MI). PRELIMINARY ENGINEERING (PE) FOR FINAL DESIGN ALONG EAST SEGMENT OF CROSS RANGE EXPRESSWAY	8.4	RC	PLANNING	DEMO	1,277,859	1,022,287	-	-	255,572	-	-	
175	MN 999	8801-AM-19	2019	MNDOT	DISTRICTWIDE SETASIDE - MUNICIPAL AGREEMENTS - 2019	0.0	AM	MISCELLANEOUS	SF	200,000	-	-	-	200,000	-	-	
176	MN 999	8801-PD-19	2019	MNDOT	DISTRICTWIDE SETASIDES - PROJECT DELIVERY - 2019	0.0	CA	MISCELLANEOUS	SF	5,000,000	-	-	-	5,000,000	-	-	
177	MN 999	8801-RW-19	2019	MNDOT	DISTRICTWIDE SETASIDES - R/W ACQUISITION/ACC MGMT-2019	0.0	RW	RIGHT OF WAY	SF	1,500,000	-	-	-	1,500,000	-	-	
178	MN 999	8801-RX-19	2019	MNDOT	DISTRICTWIDE SETASIDES - ROAD REPAIR-2019	0.0	RX	ROAD REPAIR	SF	1,500,000	-	-	-	1,500,000	-	-	
179	MN 999	8801-SA-19	2019	MNDOT	DISTRICTWIDE SETASIDES - SUPPLEMENTAL AGREEMENT -2019	0.0	SA	SUPP. AGREE. & COST OVERRUNS	SF	5,000,000	-	-	-	5,000,000	-	-	
180	MN 999	8801-SE-19	2019	MNDOT	DISTRICTWIDE SETASIDE - SAFETY ENHANCEMENT - 2019	0.0	SC	SAFETY TARGET	SF	900,000	-	-	-	900,000	-	-	
181	MN 999	8801-SHS-19	2019	MNDOT	DISTICTWIDE SETASIDE - MNDOT HSIP PROJECTS - 2019	0.0	SH	SAFETY TARGET	HSIP	283,333	255,000	-	-	28,333	-	-	
182	MN 999	8821-254	2019	MNDOT	**SPP** DISTRICTWIDE BRIDGE PAINTING (10 BRIDGES)	0.0	BI	PAINT BRIDGE	NHPP	1,800,000	1,440,000	-	-	360,000	-	-	
183	MN 999	8821-290	2019	MNDOT	DISTRICTWIDE HYDRAULICS. REPAIR/REPLACE CULVERTS (FY19)	0.0	DR	CULVERT REPLACEMENT	SF	2,000,000	-	-	-	2,000,000	-	-	
184	MN 999	8821-293	2019	MNDOT	**IDIQ** DISTRICTWIDE PM- PAVEMENT REHAB (CONTRACT MIN \$2,000,000 MAX \$4,000,000 EXPIRATION DATE: 12/31/2020)	0.0	PM	JOINT SEALING	SF	2,000,000	-	-	-	2,000,000	-	-	
185	MN 999	8821-295	2019	MNDOT	DITRICTWIDE RICWS - 7 LOCATIONS	0.0	SH	SAFETY TARGET	HSIP	1,050,000	945,000	-	-	105,000	-	-	
186	MN 999	8821-296	2019	MNDOT	MN61, IN DULUTH FR JCT I-35/MN61 TO E LIMITS GRAND MARAIS, SIGNING	108.7	SC	SAFETY TARGET	SF	600,000	-	-	-	600,000	-	-	
										108,453,093	48,655,687	-	2,555,500	42,674,905	-	14,567,001	

ATP 1	FY 2017-FY 2020 STATE TRANSPORTATION IMPROVEMENT PROGRAM (STIP)															
SEQ #	ROUTE SYSTEM	PROJECT NUMBER	YEAR	AGENCY	PROJECT DESCRIPTION	MILES	PRGM	WORK TYPE	FUNDS	TOTAL	FHWA	AC	FTA	TH	BOND	OTHER
187	BB	TRF-0016-20A	2020	DULUTH TRANSIT AUTHORITY	SECT 5307: DULUTH DIAL-A-RIDE TRANSIT OPERATING ASSISTANCE	0.0	B9	OPERATE BUS	LF	1,300,000	-	-	-	-	-	1,300,000
188	BB	TRF-0016-20B	2020	DULUTH TRANSIT AUTHORITY	SECT 5307: OPERATING ASSISTANCE - REGULAR ROUTE	0.0	B9	OPERATE BUS	FTA	21,000,000	-	-	3,000,000	-	-	18,000,000
189	BB	TRF-0016-20C	2020	DULUTH TRANSIT AUTHORITY	SECT 5307: DULUTH TRANSIT CAPITAL	0.0	B9	BUS GRANT CAPITAL IMPROVEMENT	FTA	1,500,000	-	-	1,200,000	-	-	300,000
190	CR 293	069-598-065	2020	ST. LOUIS COUNTY	CR 293, OVER LESTER RIVER, FROM 0.4 MI S OF JCT LAVIS RD TO 0.3 MI S OF JCT LAVIS RD, REPLACE BR# 6666	0.0	BR	BRIDGE REPLACEMENT	BROS	1,000,000	800,000	-	-	-	-	200,000
191	CSAH 7	069-607-052	2020	ST. LOUIS COUNTY	CSAH 7, FROM CSAH 52 TO MN 37 BITUMINOUS PAVEMENT REHABILITATION, AGG SHOULDERING	16.3	RD	MILL AND OVERLAY	STBG	3,500,000	1,700,000	-	-	-	-	1,800,000
192	CSAH 12	016-612-075	2020	COOK COUNTY	CSAH 12, GUNFLINT TRAIL FROM WEST JCT CR 92 TO EAST JCT CR 92, 35 MI N OF GRAND MARAIS, BITUMINOUS PAVING, SUB GRADE REPAIR, CULVERT REPLACEMENT	0.0	RD	BITUMINOUS PAVEMENT	STBG	2,700,000	1,700,000	-	-	-	-	1,000,000
193	CSAH 45	036-645-009	2020	KOOCHICHING COUNTY	CSAH 45, IN INTERNATIONAL FALLS, AT TH 53, SIGNAL REVISIONS (ASSOC. 3606-56, 036-648-011, 134-080-005, 134-103-005, 134-106-001, 134-124-004)	0.0	SC	TRAFFIC SIGNAL REVISION	NHPP	9,000	7,200	-	-	-	-	1,800
194	CSAH 48	036-648-011	2020	KOOCHICHING COUNTY	CSAH 48, IN INTERNATIONAL FALLS, AT TH 53, SIGNAL REVISIONS (ASSOC. 3606-56, 036-645-009, 134-080-005, 134-103-005, 134-106-001, 134-124-004)	0.0	SC	TRAFFIC SIGNAL REVISION	NHPP	15,500	12,400	-	-	-	-	3,100
195	CSAH 56	069-656-018	2020	ST. LOUIS COUNTY	CSAH 56, MORRIS THOMAS RD, IN HERMANTOWN AT JCT US 2 TO JCT PIEDMONT AVE IN DULUTH BITUMINOUS RESURFACING, CULVERTS	5.7	RD	MILL AND OVERLAY	STBG	2,250,000	1,250,000	-	-	-	-	1,000,000
196	LOCAL	118-090-024	2020	DULUTH	IN DULUTH, BRIGHTON BEACH BLVD TO CONGDON BLVD, CONSTRUCT MULTI-USE TRAIL	0.0	EN	PED./BIKE IMPROVEMENT	STBGTA	639,292	300,000	-	-	-	-	339,292
197	LOCAL	134-080-005	2020	INTERNATIONAL FALLS	11TH STREET, IN INTERNATIONAL FALLS, AT TH 53, SIGNAL REVISIONS (ASSOC 3606-56, 036-645-009, 036-648-011, 134-103-005, 134-106-001, 134-124-004)	0.0	SC	TRAFFIC SIGNAL REVISION	NHPP	15,500	12,400	-	-	-	-	3,100
198	LOCAL	134-103-005	2020	INTERNATIONAL FALLS	4TH STREET, IN INTERNATIONAL FALLS, AT TH 53, SIGNAL REVISIONS (ASSOC 3606-56, 036-645-009, 036-648-011, 134-080-005, 134-106-001, 134-124-004)	0.0	SC	TRAFFIC SIGNAL REVISION	NHPP	12,000	9,600	-	-	-	-	2,400
199	LOCAL	134-106-001	2020	INTERNATIONAL FALLS	7TH STREET, IN INTERNATIONAL FALLS, AT TH 53, SIGNAL REVISIONS (ASSOC 3606-56, 036-645-009, 036-648-011, 134-080-005, 134-103-005, 134-124-004)	0.0	SC	TRAFFIC SIGNAL REVISION	NHPP	24,000	19,200	-	-	-	-	4,800
200	LOCAL	134-124-004	2020	INTERNATIONAL FALLS	17TH STREET, IN INTERNATIONAL FALLS, AT TH 53, SIGNAL REVISIONS (ASSOC 3606-56, 036-645-009, 036-648-011, 134-080-005, 134-103-005, 134-106-001)	0.0	SC	TRAFFIC SIGNAL REVISION	NHPP	9,000	7,200	-	-	-	-	1,800
201	LOCAL 999	069-070-031	2020	ST. LOUIS COUNTY	D1 ST LOUIS COUNTYWIDE, VARIOUS LOCATIONS, INSTALL CENTERLINE RUMBLE STRIPS PACKAGE 2	0.0	SH	SAFETY TARGET	HSIP	280,000	252,000	-	-	-	-	28,000
202	LOCAL 999	069-070-033	2020	ST. LOUIS COUNTY	D1 ST LOUIS COUNTYWIDE, VARIOUS LOCATIONS, INSTALL 6IN PAINT EDGELINE	0.0	SH	SAFETY TARGET	HSIP	70,000	63,000	-	-	-	-	7,000

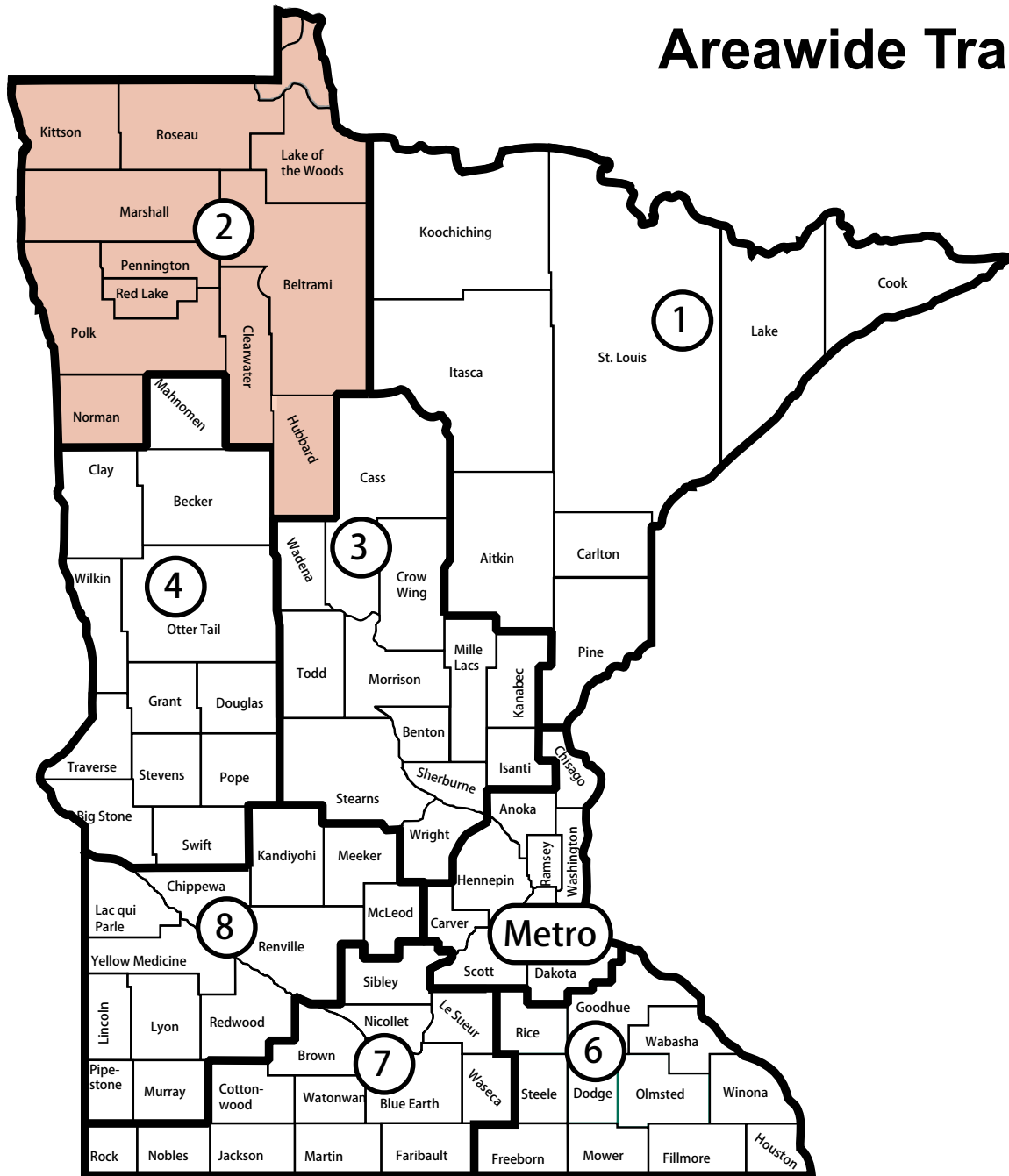
ATP 1	FY 2017-FY 2020 STATE TRANSPORTATION IMPROVEMENT PROGRAM (STIP)															
SEQ #	ROUTE SYSTEM	PROJECT NUMBER	YEAR	AGENCY	PROJECT DESCRIPTION	MILES	PRGM	WORK TYPE	FUNDS	TOTAL	FHWA	AC	FTA	TH	BOND	OTHER
203	LOCAL 999	069-070-035	2020	ST. LOUIS COUNTY	D1 ST LOUIS COUNTYWIDE, VARIOUS LOCATIONS, INSTALL HIGH FRICTION SURFACE TREATMENT FOR HIGH RISK, HIGH VOULME CURVES	0.0	SH	SAFETY TARGET	HSIP	370,000	333,000	-	-	-	-	37,000
204	LOCAL 999	069-070-036	2020	ST. LOUIS COUNTY	D1 ST LOUIS COUNTYWIDE, VARIOUS LOCATIONS, INSTALL HIGH FRICTION SURFACE TREATMENT FOR HIGH RISK, LOW VOULME CURVES	0.0	SH	SAFETY TARGET	HSIP	320,000	288,000	-	-	-	-	32,000
205	MSAS 126	118-126-022	2020	DULUTH	3RD ST, IN DULUTH FROM 12 <sup>TH</sup> AVE E TO MESABA AVE/MN 194 MILL & OVERLAY, STORM SEWER, C& G & ADA	1.6	RD	MILL AND OVERLAY	STBG	1,356,250	1,110,000	-	-	-	-	246,250
206	PED/BIKE	069-090-033	2020	ST. LOUIS COUNTY	MESABI TRAIL FROM JCT MN1/MN169/CSAH88 TO 0.17 MI W JCT MN1/3RD AVE W CONSTRUCT MULTI-USE TRAIL	3.0	EN	PED./BIKE IMPROVEMENT	STBGTA	900,000	300,000	-	-	-	-	600,000
207	PED/BIKE	129-090-008	2020	GRAND RAPIDS	IN GRAND RAPIDS, JCT CSAH63/US2 TO JCT NW 5 <sup>TH</sup> ST/17TH AVE NW CONSTRUCT MULTI-USE TRAIL	0.8	EN	PED./BIKE IMPROVEMENT	STBGTA	504,100	300,000	-	-	-	-	204,100
208	I 35	0980-152	2020	MNDOT	I-35 NB 0.21 MI N CSAH 61 TO 0.55 MI N KORBY RD, CARLTON WEIGH INSPECTION PULL-OFF SITE AND MAINLINE SIGNS	8.5	RB	WEIGH STATION	STBG	200,000	180,000	-	-	20,000	-	-
209	I 35	5880-189	2020	MNDOT	**SPP** I-35, 0.6 MI. N JCT MN 324/CSAH 7, APPR GRAD & RPL SB OLD BR# 58803 WITH NEW BR# XXXX & RPL NB OLD BR# 58804 WITH NEW BR #XXXX OVER SNAKE RIVER	0.2	BR	BRIDGE REPLACEMENT	NHPP	8,562,500	7,706,250	-	-	856,250	-	-
210	I 535	6981-9030L	2020	MNDOT	**SPP** I-535, NB & SB BETWEEN DULUTH & SUPERIOR WISCONSIN OVER ST LOUIS RIVER, BLATNIK BR# 9030, PAINTING	0.5	BI	PAINT BRIDGE	NHPP	9,100,000	4,095,000	-	-	455,000	-	4,550,000
211	MN 1	3101-37	2020	MNDOT	MN 1, FROM E JCT MN 65 TO N JCT US 53, MILL & OVERLAY	20.6	RS	MILL AND OVERLAY	STBG	8,500,000	6,800,000	-	-	1,700,000	-	-
212	MN 1	3801-18	2020	MNDOT	**TRLF** MN 1, US FOREST ROUTE 553 TO US FOREST ROUTE 424, RECONSTRUCTION (TRLF PAYBACK 8 OF 10)	5.2	RC	GRADE AND SURFACE	SF	187,000	-	-	-	187,000	-	-
213	MN 1	3802-22	2020	MNDOT	MN 1, JCT CSAH 2 TO 0.33 MI SE CSAH 2. APPROACH GRADING AND REPLACE BR# 6592 OVER THE STONEY RIVER	0.3	BR	BRIDGE REPLACEMENT	SF	2,200,000	-	-	-	2,200,000	-	-
214	MN 6	3107-46M	2020	MNDOT	MN 6, 6.4 MI S OF MN 1, REHAB BR 31001 OVER BIG FORK RIVER (DESIGNED BY DIST 2, FUNDED BY ATP 1 & TIED TO SP 3107-46M FOR \$870,000)(ALSO TIED TO SP 3107-51, MN 6 & SP 3107-53, MN 6)	0.0	BI	BRIDGE REPAIR	STBG	870,000	696,000	-	-	174,000	-	-
215	MN 6	3107-51M	2020	MNDOT	MN 6, 1.6 MI N CR 136 TO 0.9 MI N MN 286, MILL & OVERLAY (DESIGNED BY DIST2 & TIED TO SP 3107-51)	7.9	RS	MILL AND OVERLAY	STBG	2,610,000	2,088,000	-	-	522,000	-	-
216	MN 6	3107-53M	2020	MNDOT	MN 6, 4.5 MI N DEER RIVER, REPLACE BR 3758 AND 23.2 MI N OF DEER RIVER, REPLACE BR 91063, OVER LITTLE TOO MUCH LAKE (DESIGNED BY DIST 2 & TIED TO SP 3107-53)	17.7	BR	BRIDGE REPLACEMENT	STBG	1,180,000	944,000	-	-	236,000	-	-
217	MN 18	0102-25	2020	MNDOT	MN 18, OVER MORMAN CREEK, REPLACE BR NO 0729 (DESIGNED BY DIST 3 0102-25 & FUNDED BY DIST 1 0102-25M \$580,000)	0.0	NA	BRIDGE REPLACEMENT	NA	-	-	-	-	-	-	-
218	MN 18	0102-25M	2020	MNDOT	MN 18, OVER MORMAN CREEK, REPLACE BR# 0729 (DESIGNED BY DIST 3 & FUNDED BY ATP 1 FOR \$580,000)	0.0	BR	BRIDGE REPLACEMENT	SF	580,000	-	-	-	580,000	-	-
219	MN 47	0108-27	2020	MNDOT	MN 47, OVER STREAM, REPLACE BR NO 01001 (DESIGNED BY DIST 3 0108-27 & FUNDED BY DIST 1 0108-27M \$800,000)	0.0	NA	BRIDGE REPLACEMENT	NA	-	-	-	-	-	-	-



ATP 1	FY 2017-FY 2020 STATE TRANSPORTATION IMPROVEMENT PROGRAM (STIP)																
SEQ #	ROUTE SYSTEM	PROJECT NUMBER	YEAR	AGENCY	PROJECT DESCRIPTION	MILES	PRGM	WORK TYPE	FUNDS	TOTAL	FHWA	AC	FTA	TH	BOND	OTHER	
220	MN 47	0108-27M	2020	MNDOT	MN 47, OVER STREAM, REPLACE BR# 01001, (DESIGNED BY DIST 3 & FUNDED BY ATP 1 FOR \$800,000)	0.0	BR	BRIDGE REPLACEMENT	SF	800,000	-	-	-	800,000	-	-	
221	MN 61	1603-52	2020	MNDOT	MN 61, E LIMITS GRAND MARAIS TO CANADIAN BORDER, SIGNING	40.1	SC	SAFETY TARGET	SF	400,000	-	-	-	400,000	-	-	
222	MN 61	3805-79	2020	MNDOT	**SPP** MN 61, AT SILVER CREEK, REALIGNMENT & RPL OLD BR# 5648 OVER SILVER CREEK	0.4	RC	GRADE AND BRIDGE	NHPP	4,700,000	3,240,000	-	-	810,000	-	650,000	
223	MN 61	3805-99	2020	MNDOT	**HB**MN 61, 2.2 MI NE OF JCT CSAH 2, APPROACH WORK AND BRIDGE REHABILITATION FOR BR# 3589, OVER STEWART RIVER	0.0	BI	BRIDGE REPAIR	NHPP	5,200,000	4,160,000	-	-	1,040,000	-	-	
224	MN 65	3111-30	2020	MNDOT	MN 65, FROM 0.07 MI. S OF S JCT MN 200 TO S JCT US 169, MILL & OVERLAY	26.4	RS	MILL AND OVERLAY	STBG	10,800,000	8,640,000	-	-	2,160,000	-	-	
225	MN 73	6929-21	2020	MNDOT	MN 73, APPROACH GRADING AND REPLACE/REHAB BR# 9262 OVER THE W SWAN RIVER	0.2	BR	BRIDGE REPLACEMENT	SF	1,200,000	-	-	-	1,200,000	-	-	
226	MN 73	6931-01	2020	MNDOT	MN 73, FROM JCT MN 1 TO JCT US 53, MEDIUM MILL & OVERLAY	5.2	RS	MILL AND OVERLAY	STBG	1,300,000	1,040,000	-	-	260,000	-	-	
227	MN 169	3809-09	2020	MNDOT	MN 169 FR JCT HIDDEN VALLEY RD TO JCT CSAH 18 POWER DAM RD MEDIUM MILL & OVERLAY	3.7	RS	MILL AND OVERLAY	SF	1,800,000	-	-	-	1,800,000	-	-	
228	MN 169	6936-19	2020	MNDOT	MN 169, 0.9 MI N JCT US 53 TO 0.17 MI SOUTH CSAH 26, MILL & OVERLAY	12.2	RS	MILL AND OVERLAY	SF	5,500,000	-	-	-	5,500,000	-	-	
229	MN 210	0915-32	2020	MNDOT	MN 210, IN CROMWELL, DRAINAGE IMPROVEMENTS	0.4	DR	STORM SEWER	STBG	2,000,000	1,600,000	-	-	400,000	-	-	
230	US 53	3608-48	2020	MNDOT	US 53, IN INTERNATIONAL FALLS, FR JCT US 53/CRESCENT DR TO JCT US53/4TH ST & MN11 FR E JCT US 71/MN11 TO E JCT US53/MN 11, MILL/INLAY, SIGNAL WORK, ADA (ASSOC 3606-56,036-645-009, 036-648-011, 134-080-005,134-103-005, 134-106-001, 134-124-004)	1.5	RD	MILL AND OVERLAY	NHPP	5,000,000	4,000,000	-	-	1,000,000	-	-	
231	MN 999	8801-AM-20	2020	MNDOT	DISTRICTWIDE SETASIDE - MUNICIPAL AGREEMENTS - 2020	0.0	AM	MISCELLANEOUS	SF	200,000	-	-	-	200,000	-	-	
232	MN 999	8801-PD-20	2020	MNDOT	DISTRICTWIDE SETASIDES - PROJECT DELIVERY - 2020	0.0	CA	MISCELLANEOUS	SF	4,500,000	-	-	-	4,500,000	-	-	
233	MN 999	8801-RW-20	2020	MNDOT	DISTRICTWIDE SETASIDES - R/W ACQUISITION/ACC MGMT-2020	0.0	RW	RIGHT OF WAY	SF	2,000,000	-	-	-	2,000,000	-	-	
234	MN 999	8801-RX-20	2020	MNDOT	DISTRICTWIDE SETASIDES - ROAD REPAIR-2020	0.0	RX	ROAD REPAIR	SF	2,000,000	-	-	-	2,000,000	-	-	
235	MN 999	8801-SA-20	2020	MNDOT	DISTRICTWIDE SETASIDES - SUPPLEMENTAL AGREEMENT -2020	0.0	SA	SUPP. AGREE. & COST OVERRUNS	SF	4,500,000	-	-	-	4,500,000	-	-	
236	MN 999	8801-SE-20	2020	MNDOT	DISTRICTWIDE SETASIDE - SAFETY ENHANCEMENT - 2020	0.0	SC	SAFETY TARGET	SF	900,000	-	-	-	900,000	-	-	
237	MN 999	8801-SHS-20	2020	MNDOT	DISTICTWIDE SETASIDE - MNDOT HSIP PROJECTS - 2020	0.0	SH	SAFETY TARGET	HSIP	1,333,333	1,200,000	-	-	133,333	-	-	
238	MN 999	8821-291	2020	MNDOT	DISTRICTWIDE HYDRAULICS REPAIR/REPLACEMENT (FY 20)	0.0	DR	CULVERT REPLACEMENT	SF	2,000,000	-	-	-	2,000,000	-	-	
239	MN 999	8821-294	2020	MNDOT	DISTRICTWIDE PREVENTIVE MAINTENANCE/PAVEMENT REHAB (FY 20)	0.0	PM	JOINT SEALING	SF	2,000,000	-	-	-	2,000,000	-	-	
										129,897,475	54,853,250	-	4,200,000	40,533,583	-	30,310,642	



# Areawide Transportation Partnership (ATP) Boundaries



## DISTRICT 2

**Craig Collison**  
**Transportation District Engineer**  
**(218) 755-6549**  
**3920 Hwy 2 West**  
**Bemidji, Minnesota 56601**  
**General Information: (218) 755-6500**



ATP #	FY 2017-FY 2020 STATE TRANSPORTATION IMPROVEMENT PROGRAM (STIP)															
SEQ #	ROUTE SYSTEM	PROJECT NUMBER	YEAR	AGENCY	PROJECT DESCRIPTION	MILES	PRGM	WORK TYPE	FUNDS	TOTAL	FHWA	AC	FTA	TH	BOND	OTHER
240	BB	TRF-0018-17A	2017	EAST GRAND FORKS	SECT 5307: EAST GRAND FORKS DAR TRANSIT OPERATING ASSISTANCE	0.0	B9	OPERATE BUS	LF	68,000	-	-	-	-	-	68,000
241	BB	TRF-0018-17B	2017	EAST GRAND FORKS	SECT 5307: EAST GRAND FORKS FIXED ROUTE TRANSIT OPERATING ASSISTANCE	0.0	B9	OPERATE BUS	FTA	338,430	-	-	80,630	-	-	257,800
242	BB	TRF-0018-17C	2017	EAST GRAND FORKS	SECT 5307: EAST GRAND FORKS, PURCHASE PARATRANSIT VEHICLE	0.0	B9	BUS GRANT CAPITAL IMPROVEMENT	FTA	40,000	-	-	32,000	-	-	8,000
243	RR	35-00111	2017	MNDOT	CSAH 1, CP RR, 240TH AVE., TOWNSHIP OF RICHARDVILLE, KITTSOON COUNTY, INSTALL SIGNALS AND GATES	0.0	SR	RR X-ING IMPROVEMENTS	RRS	300,000	300,000	-	-	-	-	-
244	CITY	115-115-010	2017	CROOKSTON	IN CROOKSTON, ON S MAIN ST FROM THIRD AVE SW TO S BROADWAY ST, BITUMINOUS RECLAIM AND OVERLAY (CAPPED \$600,000)	0.6	RD	BITUMINOUS RECLAMATION	STBG	875,000	664,000	-	-	-	-	211,000
245	CR 100	045-598-023	2017	MARSHALL COUNTY	**AC** CR 100, 3.5 MI NW OF ALVARADO, REPLACE OLD BR 7474 WITH NEW BR 45578, OVER SNAKE RIVER & APPROACHES (CAPPED \$680,000), PE AND CE ARE SOFT MATCH, (AC PROJECT, PAYBACK IN 2018)	0.0	BR	BRIDGE REPLACEMENT	BROS	410,000	-	680,000	-	-	-	410,000
246	CR 161	054-598-040	2017	NORMAN COUNTY	CR 161, 4.7 MI W OF ADA, REPLACE OLD BR 2580 OVER MARSH RIVER & APPROACHES (CAPPED \$520,000)	0.0	BR	BRIDGE REPLACEMENT	BROS	650,000	520,000	-	-	-	-	130,000
247	CSAH 2	063-602-010AC	2017	RED LAKE COUNTY	**AC** CSAH 2, FROM RED LAKE CO CSAH 1, (NE OF RED LAKE FALLS) TO THE RED LAKE/PENNINGTON CO LINE, BITUMINOUS OVERLAY (AC PAYBACK 1 OF 1) (CAPPED \$600,000)	7.2	RS	BITUMINOUS OVERLAY	STBG	600,000	600,000	-	-	-	-	-
248	CSAH 6	035-606-023	2017	KITTSOON COUNTY	US 75 TO CSAH 1, MILL & OVERLAY	7.5	RS	MILL AND OVERLAY	STBG	1,040,000	576,000	-	-	-	-	464,000
249	CSAH 20	060-620-017AC	2017	POLK COUNTY	**AC** CSAH 20, FROM POLK CSAH 21 TO THE POLK/MARSHALL CO LINE, BITUMINOUS OVERLAY, (AC PAYBACK 1 OF 1) (CAPPED \$794,000)	10.6	RS	BITUMINOUS OVERLAY	STBG	714,000	714,000	-	-	-	-	-
250	CSAH 39	004-639-015	2017	BELTRAMI COUNTY	FOREST HIGHWAY 3 RECONSTRUCTION (PHASE 4) FROM CSAH 55 TO COUNTY ROAD 300/328	3.5	RC	GRADE AND SURFACE	FLAP	3,750,000	1,300,000	-	-	-	-	2,450,000
251	LOCAL	004-070-018	2017	BELTRAMI COUNTY	COUNTYWIDE MAINLINE DYNAMIC WARNING SIGNS (CAPPED \$54,000)	0.0	SH	TRAFFIC MGMT. SYSTEM	HSIP	60,000	54,000	-	-	-	-	6,000
252	LOCAL	015-070-012	2017	CLEARWATER COUNTY	**MN231** COUNTYWIDE: TOWNSHIP SIGN REPLACEMENT PROGRAM, CONSTRUCTION (PHASE II)	0.0	SC	SIGNING	DEMO	151,378	121,102	-	-	-	-	30,276
253	LOCAL	029-070-005	2017	HUBBARD COUNTY	COUNTYWIDE INTERSECTION RE-CONSTRUCTION AND LIGHTING (CAPPED \$315,000)	0.0	SH	LIGHTING	HSIP	350,000	315,000	-	-	-	-	35,000
254	LOCAL	054-070-007AC	2017	NORMAN COUNTY	**AC** COUNTYWIDE SHOULDER PAVING, RUMBLE STRIP & SAFETY WEDGE (AC PAYBACK 1 OF 1)	0.0	SH	PAVE SHOULDER	HSIP	234,000	234,000	-	-	-	-	-
255	LOCAL	088-070-051	2017	LOCAL	DISTRICTWIDE GROUND IN WET REFLECTIVE EDGE STRIPING (CAPPED \$346,545)	0.0	SH	STRIPING	HSIP	385,050	346,545	-	-	-	-	38,505
256	PED/BIKE	004-060-001AC	2017	BELTRAMI COUNTY	**AC**SB** CSAH 39, 19.0 MI E OF BEMIDJI, LADY SLIPPER SCENIC BYWAY/GREAT RIVER ROAD, NEW PED/BICYCLE BRIDGE OVER THE MISSISSIPPI RIVER (PRE-LETTING ENGINEERING AND DESIGN) (AC PAYBACK 1 OF 1)	0.0	EN	NEW BRIDGE	STBGTA	26,400	26,400	-	-	-	-	-

ATP 2	FY 2017-FY 2020 STATE TRANSPORTATION IMPROVEMENT PROGRAM (STIP)															
SEQ #	ROUTE SYSTEM	PROJECT NUMBER	YEAR	AGENCY	PROJECT DESCRIPTION	MILES	PRGM	WORK TYPE	FUNDS	TOTAL	FHWA	AC	FTA	TH	BOND	OTHER
257	PED/BIKE	170-090-002	2017	THIEF RIVER FALLS	IN THIEF RIVER FALLS, MN 1 EAST MULTI-USE PED/BIKE TRAIL (ASSOCIATED SP 5702-44E; TIED TO SP 5702-44, MN 1) (CAPPED \$240,000)	0.0	EN	PEDESTRIAN BIKE TRAIL	STBGTA	254,000	240,000	-	-	-	-	14,000
258	MN 1	4509-05PE	2017	MNDOT	**CHAP 152**SPP** MN 1, AT OSLO, REPLACE BR #9100 WITH NEW BR #45007 AND FROM E END OF BR 9100 TO EAST LIMITS OF OSLO, MILL & OVERLAY (MN LEAD AGENCY) PRE-LETTING CONSULTANT ENGINEERING	0.8	MA	BRIDGE REPLACEMENT	BF	1,500,000	-	-	-	-	1,500,000	-
259	MN 1	5702-44	2017	MNDOT	** SPP** MN 1, N JCT MN 32 TO CSAH 18/150 AVE NE & ON US 59, NB & SB, 1ST ST TO ATLANTIC AVE IN THIEF RIVER FALLS, ADA, RECONSTRUCT URBAN STREET (TIED TO 170-090-002, PED/BIKE)	2.3	RC	GRADE AND SURFACE	NHPP	3,300,000	2,400,000	-	-	600,000	-	300,000
260	MN 1	5702-44E	2017	MNDOT	IN THIEF RIVER FALLS, HIGHWAY NO 1 EAST MULTI-USE PED/BIKE TRAIL (ASSOCIATED WITH 170-090-002, PED/BIKE)	0.8	EN	PEDESTRIAN BIKE TRAIL	SF	46,000	-	-	-	46,000	-	-
261	MN 11	6803-43PE	2017	MNDOT	**COCI** MN 11, FROM 550TH AVE TO 570TH AVE (CSAH 45), CENTER LEFT TURN LANES, RIGHT TURN LANES & CONSOLIDATE ACCESS POINTS, PRE-LETTING CONSULTANT ENGINEERING	2.2	CA	TURN LANES	SF	224,000	-	-	-	224,000	-	-
262	MN 72	0413-39	2017	MNDOT	MN 72, IN KELLIHER, FROM CSAH 36 TO 6TH ST, RECONSTRUCTION (COOPERATIVE AGREEMENT WITH CITY OF KELLIHER; CITY IS LEAD)	0.3	AM	GRADE AND SURFACE	SF	1,190,000	-	-	-	910,000	-	280,000
263	MN 92	1506-40	2017	MNDOT	MN 92 & CSAH 26/27 INTERSECTION ADD RICWS SYSTEM AND LIGHTING (2017 HSIP FUNDS)	0.0	SH	LIGHTING	HSIP	162,000	145,800	-	-	16,200	-	-
264	MN 175	3515-16	2017	MNDOT	**DEB** MN 175, FROM E END BR 35005 OVER THE RED RIVER TO S. EMERSON AVE IN HALLOCK, MILL & OVERLAY & ON US 75, FROM 4TH ST TO 110' N OF 8TH ST, IN HALLOCK, DITCH IMPROVEMENT	10.0	RS	MILL AND OVERLAY	STBG	2,900,000	2,320,000	-	-	580,000	-	-
265	MN 175	3516-17	2017	MNDOT	MN 175, FROM HALLOCK TO LAKE BRONSON, REPLACE OLD BR 35506 WITH NEW BR 35014, OLD BR 35507 WITH NEW BR 35015 AND OLD BR 35508 WITH NEW BR 35016, ALL OVER MIDDLE BRANCH TWO RIVERS & APPROCAHES	4.2	BR	BRIDGE REPLACEMENT	SF	2,500,000	-	-	-	2,500,000	-	-
266	MN 197	0416-51	2017	MNDOT	**DEB**SPP** MN 197, NB & SB FROM 7TH ST SW TO 3RD ST NW, MILL AND OVERLAY, ADA & PED RAMPS (TIED TO SP 105-080-014)	1.5	RS	MILL AND OVERLAY	NHPP	2,000,000	1,600,000	-	-	400,000	-	-
267	MN 197	105-080-014	2017	BEMIDJI	MN 197, INTERSECTIONS OF 2ND ST, 3RD ST & 5TH ST, INSTALL COLORED (DURATHERM) CROSSWALKS (TIED TO SP 0416-51, MN 197) (CAPPED \$196,000)	0.0	EN	ENHANCEMENT	STBGTA	245,200	196,000	-	-	-	-	49,200

ATP 2	FY 2017-FY 2020 STATE TRANSPORTATION IMPROVEMENT PROGRAM (STIP)															
SEQ #	ROUTE SYSTEM	PROJECT NUMBER	YEAR	AGENCY	PROJECT DESCRIPTION	MILES	PRGM	WORK TYPE	FUNDS	TOTAL	FHWA	AC	FTA	TH	BOND	OTHER
268	MN 219	4510-17	2017	MNDOT	MN 219, N OF GOODRIDGE AT VARIOUS LOCATIONS, REPLACE BR 6910 WITH BOX CULVERT 57X06, BR 6911 WITH BOX CULVERT 45X15, BR 6912 WITH BOX CULVERT 45X13, AND BR 6913 WITH BOX CULVERT 45X14 & APPROACHES	0.2	BR	BRIDGE REPLACEMENT	STBG	1,600,000	1,280,000	-	-	320,000	-	-
269	MN 220	6017-41	2017	MNDOT	MN 220, 8.4 MI N OF W JCT US 2 (EGF), REPLACE BR 6970 WITH NEW BR 60005, OVER CO DITCH 2 & 5.6 MI S OF ALVARADO, REPLACE BR 6915 WITH NEW BR 60026 OVER JUDICIAL DITCH 75 & APPROACHES	0.2	BR	BRIDGE REPLACEMENT	STBG	1,800,000	1,440,000	-	-	360,000	-	-
270	US 2	0406-60	2017	MNDOT	**SPP**APP** US 2, EB & WB FROM 0.1 MI W CSAH 11 TO 0.6 MI W OF BELT/HUB CO LINE, M&O & REHAB 6 BRIDGES & ON US 71, NB & SB, FROM US 2 TO MN 197 & ON MN 197, EB & WB FROM US 71 TO W JCT US 2, M&O	20.4	RS	MILL AND OVERLAY	NHPP	6,800,000	5,440,000	-	-	1,360,000	-	-
271	US 2	1102-67	2017	MNDOT	US 2, FROM 1.4 MI E OF CSAH 10 TO 0.3 MI W OF CSAH 91, MILL & OVERLAY OF THE MAINLINE (DESIGNED BY DIST 2, SP 1102-67 & FUNDED BY ATP 3, SP 1102-67M FOR \$1,000,000)	8.4	RS	MILL AND OVERLAY	NA	-	-	-	-	-	-	-
272	US 2	1503-33	2017	MNDOT	**DEB**SPP** US 2, EB & WB FROM BAGLEY TO WILTON, MICROSURFACING	37.5	RS	MICRO SURFACING	NHPP	1,800,000	1,440,000	-	-	360,000	-	-
273	US 2	3103-65	2017	MNDOT	**COCI** US 2, IN DEER RIVER, FROM 1ST ST SE TO 5TH ST SE, URBAN RECONDITIONING, (ADA)	0.3	RD	GRADE AND SURFACE	SF	1,808,000	-	-	-	1,800,000	-	8,000
274	US 2	6004-25	2017	MNDOT	US2 & US 59, SIGNING & FLASHERS FOR ERSKINE WEIGH STATION	0.0	RB	SIGNING	STBG	140,000	112,000	-	-	28,000	-	-
275	US 2	6018-02	2017	MNDOT	**AC**SPP**CHAP 152**PODI** US 2, EB & WB, IN EAST GRAND FORKS, REDECK BR 9090, KENNEDY BR, OVER THE RED RIVER OF THE NORTH, (MN LEAD) (TOTAL \$18.0M, MN SHARE \$9.0M, ND SHARE \$9.0M) (AC PROJECT, PAYBACK IN FY 2018)	0.1	BI	REDECK	NHPP BF	10,800,000	-	7,200,000	-	-	1,800,000	9,000,000
276	US 2	6018-02CE	2017	MNDOT	**SPP**CHAP 152**PODI** US 2, EB & WB, IN EAST GRAND FORKS, REDECK BR 9090, KENNEDY BR, OVER THE RED RIVER OF THE NORTH, CONSTRUCTION CONSULTANT ENGINEERING, (MN LEAD)	0.1	MA	REDECK	BF	1,800,000	-	-	-	-	900,000	900,000
277	US 59	6008-15M	2017	MNDOT	**SPP**AC** ON US 59, FROM 0.4 MI SOUTH OF THE BUFFALO RIVER TO NORTH OF 440TH ST SE, GRADING, BITUMINOUS MILL AND SURFACING, LIGHTING & ADA, (DESIGN BY D 4, SP 0305-34 & FUNDED BY ATP 2 & ATP 4, SP 0305-34 FOR \$11,872,000) (AC PROJECT, AC PAYBACK IN 2018)	1.9	RS	MILL AND OVERLAY	NHPP	124,200	-	496,800	-	124,200	-	-
278	US 75	6012-49	2017	MNDOT	US 75, IN NIELSVILLE & ON US 75 & MN 220 IN CLIMAX, RECONSTRUCT URBAN STREETS	1.0	RC	CONCRETE PAVEMENT REHAB	STBG	3,500,000	2,800,000	-	-	700,000	-	-
279	MN 999	8802-AM-17	2017	MNDOT	DISTRICTWIDE SETASIDE - COOPERATIVE AGREEMENT - 2017	0.0	AM	COOP. CONST. AGREEMENT	SF	450,000	-	-	-	450,000	-	-
280	MN 999	8802-MA-17	2017	MNDOT	DISTRICTWIDE - MISC AGREEMENTS - 2017	0.0	MA	MISCELLANEOUS	SF	200,000	-	-	-	200,000	-	-

ATP 2	FY 2017-FY 2020 STATE TRANSPORTATION IMPROVEMENT PROGRAM (STIP)															
SEQ #	ROUTE SYSTEM	PROJECT NUMBER	YEAR	AGENCY	PROJECT DESCRIPTION	MILES	PRGM	WORK TYPE	FUNDS	TOTAL	FHWA	AC	FTA	TH	BOND	OTHER
281	MN 999	8802-PD-17	2017	MNDOT	DISTRICTWIDE SETASIDE - PROJECT DELIVERY - 2017	0.0	CA	MISCELLANEOUS	SF	2,200,000	-	-	-	2,200,000	-	-
282	MN 999	8802-RW-17	2017	MNDOT	DISTRICTWIDE SETASIDE - RIGHT OF WAY - 2017	0.0	RW	RIGHT OF WAY	SF	500,000	-	-	-	500,000	-	-
283	MN 999	8802-RX-17	2017	MNDOT	DISTRICTWIDE SETASIDE - BARC - 2017	0.0	RX	ROAD REPAIR	SF	2,320,000	-	-	-	2,320,000	-	-
284	MN 999	8802-SA-17	2017	MNDOT	DISTRICTWIDE SETASIDE - SA/OVERRUN - 2017	0.0	SA	SUPP. AGREE. & COST OVERRUNS	SF	1,700,000	-	-	-	1,700,000	-	-
285	MN 999	8822-166	2017	MNDOT	**ELLA** MN 999, DISTRICTWIDE STORM SEWER REPAIR/REPLACEMENT	0.0	DR	STORM SEWER	SF	515,708	-	-	-	515,708	-	-
286	MN 999	8822-192	2017	MNDOT	**ELLA** BITUMINOUS SEAL COAT AT VARIOUS LOCATIONS ON MN 32, MN 72, MN 92, & MN 102 (FY 2017 PM)	0.0	PM	5 - PM CHIP SEAL	SF	1,409,693	-	-	-	1,409,693	-	-
										63,781,059	25,184,847	8,376,800	112,630	19,623,801	4,200,000	14,659,781



ATP 2	FY 2017-FY 2020 STATE TRANSPORTATION IMPROVEMENT PROGRAM (STIP)															
SEQ #	ROUTE SYSTEM	PROJECT NUMBER	YEAR	AGENCY	PROJECT DESCRIPTION	MILES	PRGM	WORK TYPE	FUNDS	TOTAL	FHWA	AC	FTA	TH	BOND	OTHER
287	BB	TRF-0018-18A	2018	EAST GRAND FORKS	SECT 5307: EAST GRAND FORKS DAR TRANSIT OPERATING ASSISTANCE	0.0	B9	OPERATE BUS	LF	69,000	-	-	-	-	-	69,000
288	BB	TRF-0018-18B	2018	EAST GRAND FORKS	SECT 5307: EAST GRAND FORKS FIXED ROUTE TRANSIT OPERATING ASSISTANCE	0.0	B9	OPERATE BUS	FTA	348,580	-	-	83,050	-	-	265,530
289	BB	TRF-0018-18C	2018	EAST GRAND FORKS	SECT 5307: EAST GRAND FORKS, PURCHASE PARATRANSIT VEHICLE REPLACEMENT	0.0	B9	OPERATE BUS	FTA	40,000	-	-	32,000	-	-	8,000
290	RR	4507-58	2018	MNDOT	BNSF RR, INSTALL GATES AND CANTS, US 75, E JOHNSON AVE, WARREN, MARSHALL COUNTY	0.0	SR	RR X-ING IMPROVEMENTS	RRS	300,000	300,000	-	-	-	-	-
291	RR	60-00133	2018	MNDOT	BNSF RR, INSTALL GATES, CSAH 4, MAIN AVE, LENGBY, POLK COUNTY	0.0	SR	RR X-ING IMPROVEMENTS	RRS	250,000	250,000	-	-	-	-	-
292	RR	60-00134	2018	MNDOT	BNSF RR, INSTALL GATES, CSAH 12, MENTOR, POLK COUNTY	0.0	SR	RR X-ING IMPROVEMENTS	RRS	250,000	250,000	-	-	-	-	-
293	CITY	119-119-013	2018	EAST GRAND FORKS	EAST GRAND FORKS, INTERSECTION OF BYGLAND ROAD & RHINEHART DRIVE, CONSTRUCT ROUND ABOUT	0.2	RC	GRADE AND SURFACE	STBGTA	1,400,000	858,000	-	-	-	-	542,000
294	CR 100	045-598-023AC	2018	MARSHALL COUNTY	**AC**CR 100, 3.5 MI NW OF ALVARADO, REPLACE OLD BR 7474 WITH NEW BR 45578, OVER SNAKE RIVER & APPROACHES (CAPPED \$680,000), PE AND CE ARE SOFT MATCH, (AC PAYBACK 1 OF 1)	0.0	BR	BRIDGE REPLACEMENT	BROS	680,000	680,000	-	-	-	-	-
295	CR 126	068-598-035	2018	ROSEAU COUNTY	CR 126, 0.5 MI E OF MN 89, REPLACE OLD BR 92593 OVER ROSEAU RIVER & APPROACHES (CAPPED \$500,000)	0.0	BR	BRIDGE REPLACEMENT	BROS	625,000	500,000	-	-	-	-	125,000
296	CSAH 22	035-622-008	2018	KITTSOON COUNTY	CSAH 22, FROM US 75 TO N JCT KITTSOON CSAH 5, BITUMINOUS OVERLAY (CAPPED \$825,000)	6.0	RS	BITUMINOUS OVERLAY	STBG	1,100,000	825,000	-	-	-	-	275,000
297	CSAH 36	029-636-008	2018	HUBBARD COUNTY	CSAH 36, FROM MN 200 TO HUBBARD CSAH 9, BITUMINOUS RESURFACING (CAPPED \$1,617,000)	10.7	RS	BITUMINOUS OVERLAY	STBG	2,140,000	1,617,000	-	-	-	-	523,000
298	LOCAL	004-070-019	2018	BELTRAMI COUNTY	COUNTYWIDE INSTALL STREET LIGHTING (CAPPED \$126,000)	0.0	SH	LIGHTING	HSIP	140,000	126,000	-	-	-	-	14,000
299	LOCAL	054-070-008AC	2018	NORMAN COUNTY	**AC** CSAH 39, FROM 1.0 MI W OF CO RD 122 TO TH 9, COUNTYWIDE SHOULDER PAVING, RUMBLE STRIP & SAFETY WEDGE, BITUMINOUS MILL & OVERLAY (AC PAYBACK 1 OF 1)	5.6	SH	MILL AND OVERLAY	HSIP	108,000	108,000	-	-	-	-	-
300	LOCAL	057-070-009	2018	PENNINGTON COUNTY	COUNTYWIDE SHOULDER PAVING, RUMBLE STRIP & SAFETY WEDGE (CAPPED \$244,800)	0.0	SH	PAVE SHOULDER	HSIP	272,000	244,800	-	-	-	-	27,200
301	LOCAL	057-070-010	2018	PENNINGTON COUNTY	COUNTYWIDE INSTALL STREET LIGHTING (CAPPED \$8,730)	0.0	SH	LIGHTING	HSIP	9,700	8,730	-	-	-	-	970
302	LOCAL	060-070-010	2018	POLK COUNTY	POLK CSAH 53 & CSAH 11, (2.0 MI E OF GENTILLY), INTERSECTION REALIGNMENT AND LIGHTING (CAPPED \$50,400)	0.0	SH	GRADE AND SURFACE	HSIP	56,000	50,400	-	-	-	-	5,600
303	LOCAL	088-070-052	2018	LOCAL	DISTRICTWIDE SAFETY ENHANCEMENT 6" HI BUILD LATEX PAVEMENT MARKINGS (CAPPED \$313,560)	0.0	SH	STRIPING	HSIP	348,400	313,560	-	-	-	-	34,840
304	PED/BIKE	015-090-001	2018	CLEARWATER COUNTY	BAGLEY COMMUNITY SAFE PED/BIKE TRAIL ROUTE ALONG MN 92 (ASSOCIATED SP 1507-66E; TIED TO 1507-66, MN 92) (CAPPED \$150,000)	0.0	EN	PEDESTRIAN BIKE TRAIL	STBGTA	158,000	150,000	-	-	-	-	8,000
305	PED/BIKE	115-090-004	2018	CROOKSTON	CROOKSTON PED/BIKE TRAIL ALONG CSAH 9 (CAPPED \$280,000)	0.0	EN	PEDESTRIAN BIKE TRAIL	STBGTA	350,000	280,000	-	-	-	-	70,000

ATP 2	FY 2017-FY 2020 STATE TRANSPORTATION IMPROVEMENT PROGRAM (STIP)															
SEQ #	ROUTE SYSTEM	PROJECT NUMBER	YEAR	AGENCY	PROJECT DESCRIPTION	MILES	PRGM	WORK TYPE	FUNDS	TOTAL	FHWA	AC	FTA	TH	BOND	OTHER
306	MN 1	4509-05	2018	MNDOT	**CHAP 152**SPP** MN 1, REPLACE BR 9100 WITH NEW BR 45007 AT OSLO AND MILL & OVERLAY FROM E END BR 9100 TO E LIMITS OF OSLO, (MN LEAD AGENCY) (TOTAL COST \$15,000,000; ND SHARE \$7,500,000, FED FUNDS)	0.9	BR	BRIDGE REPLACEMENT	NHPP BF	15,000,000	6,000,000	-	-	-	1,500,000	7,500,000
307	MN 1	4509-05CE	2018	MNDOT	**CHAP 152**SPP** REPLACE BR #9100 WITH NEW BR # 45007, AT OSLO AND MILL & OVERLAY FROM EAST END OF BR 9100 TO EAST LIMITS OF OSLO (MN LEAD AGENCY) CONSTRUCTION CONSULTANT ENGINEERING	0.9	MA	BRIDGE REPLACEMENT	BF	1,000,000	-	-	-	-	1,000,000	-
308	MN 6	3107-49	2018	MNDOT	MN 6, FROM US 2 TO CR 128 IN DEER RIVER, MILL & OVERLAY, ADA & PED RAMPS AND ON US 2 FROM 2ND AVE NW TO 1ST ST SE (DESIGNED BY DIST 2, SP 3107-49 & FUNDED BY ATP 1, SP 3107-49M FOR \$1,138,000) (ALSO TIED TO SP 3109-41 ON MN 46)	0.9	RS	MILL AND OVERLAY	NA	-	-	-	-	-	-	-
309	MN 11	3502-19N	2018	MNDOT	**SPP**ELLA** IN KARLSTAD, MN 11, FROM W LIMITS OF KARLSTAD TO 0.08 MI E OF US 59 & ON US 59, FROM KITTSOY CSAH 9 TO HARRISON AVE, MILL & OVERLAY & PED RAMPS	0.9	RS	MILL AND OVERLAY	NHPP	444,000	336,000	-	-	84,000	-	24,000
310	MN 11	3502-19P	2018	MNDOT	**SPP**ELLA** IN KARLSTAD, MN 11, FROM W LIMITS OF KARLSTAD TO 0.08 MI E OF US 59 & ON US 59, FROM KITTSOY CSAH 9 TO HARRISON AVE, MILL & OVERLAY, ADA & PED RAMPS	0.9	RS	MILL AND OVERLAY	STBG	680,000	544,000	-	-	136,000	-	-
311	MN 46	3109-41	2018	MNDOT	MN 46, FROM US 2 TO ITASCA CSAH 39, MILL & OVERLAY, & REPLACE OLD BR 5623 WITH NEW CULVERT 31X10 OVER A STREAM (DESIGNED BY DIST 2, SP 3109-41 & FUNDED BY ATP 1, SP 3109-41M FOR \$3,900,000) (ALSO TIED TO SP 3107-49 ON MN 6)	10.2	RS	MILL AND OVERLAY	NA	-	-	-	-	-	-	-
312	MN 72	3905-09	2018	MNDOT	**AC**SPP**CHAP 152**PODI** MN 72, IN BAUDETTE, REPLACE OLD BR 9412 OVER THE RAINY RIVER AND APPROACHES (AC PROJECT, PAYBACK IN FY 2019)	0.0	BR	BRIDGE REPLACEMENT	NHPP BF	6,100,000	3,000,000	9,400,000	-	-	3,100,000	-
313	MN 72	3905-09CE	2018	MNDOT	**SPP**CHAP 152** MN 72, IN BAUDETTE, REPLACE OLD BR 9412, OVER THE RAINY RIVER, CONSTRUCTION CONSULTANT ENGINEERING	0.0	MA	BRIDGE REPLACEMENT	BF	1,500,000	-	-	-	-	1,500,000	-
314	MN 92	1507-66	2018	MNDOT	MN 92, IN BAGLEY, FROM 0.4 MI N OF CLEARWATER CSAH 24 TO THE BNSF RR CROSSING, URBAN RECONSTRUCT (TIED TO 015-090-001, PED/BIKE)	1.1	RC	GRADE AND SURFACE	STBG	3,378,000	2,400,000	-	-	600,000	-	378,000
315	MN 92	1507-66E	2018	MNDOT	BAGLEY COMMUNITY SAFE PED/BIKE TRAIL ROUTE ALONG MN 92 (ASSOCIATED WITH 015-090-001, PED/BIKE)	0.2	EN	PEDESTRIAN BIKE TRAIL	SF	29,500	-	-	-	29,500	-	-
316	MN 92	6305-18	2018	MNDOT	MN 92, FROM US 59 TO 1.7 MI E OF POLK CSAH 28, & ON MN 222, FROM MN 92 TO CSAH 53 IN OKLEE, BITUMINOUS MILL & OVERLAY	20.7	RS	MILL AND OVERLAY	SF	4,100,000	-	-	-	4,100,000	-	-

ATP 2																	
FY 2017-FY 2020 STATE TRANSPORTATION IMPROVEMENT PROGRAM (STIP)																	
SEQ #	ROUTE SYSTEM	PROJECT NUMBER	YEAR	AGENCY	PROJECT DESCRIPTION	MILES	PRGM	WORK TYPE	FUNDS	TOTAL	FHWA	AC	FTA	TH	BOND	OTHER	
317	US 2	1101-22	2018	MNDOT	US 2 & CASS CSAH 75 (BINGO PALACE RD) INTERSECTION IMPROVEMENT	1.0	SH	TURN LANES	HSIP	750,000	675,000	-	-	75,000	-	-	-
318	US 2	6005-66	2018	MNDOT	US 2, ERSKINE WEIGH STATION LIGHTING (DESIGNED BY DIST 4, FUNDED BY DISTRICT C, ATP 4 SP 1480-176 \$350,000; ATP 2 SP 6005-66 \$250,000 AND ATP 1 SP 6907-49 \$300,000)	0.7	SC	LIGHTING	STBG	250,000	200,000	-	-	50,000	-	-	-
319	US 2	6018-02AC	2018	MNDOT	**AC**CHAP 152**SPP** US 2, EB & WB, IN EAST GRAND FORKS, REDECK BR 9090, KENNEDY BR, OVER THE RED RIVER OF THE NORTH, (MN LEAD) (AC PAYBACK 1 OF 1)	0.1	BI	REDECK	NHPP	7,200,000	7,200,000	-	-	-	-	-	-
320	US 59	6008-15MAC	2018	MNDOT	**SPP**AC** ON US 59, FROM 0.4 MILES SOUTH OF THE BUFFALO RIVER TO 0.7 MI S OF WINGER, GRADING, BITUMINOUS MILL AND SURFACING & ADA IMPROVMENTS, (AC PAYBACK 1 OF 1)(DESIGNED BY DIST 4, FUNDED BY ATP 4 & ATP 2, TIED TO SP 0305-34)	13.9	RS	MILL AND OVERLAY	NHPP	496,800	496,800	-	-	-	-	-	-
321	US 59	6303-40	2018	MNDOT	INTERSECTION REVISION AT US 59 & CSAH 1, S OF PLUMMER (COUNTY IS LEAD)	0.2	SC	GRADE AND SURFACE	SF	110,000	-	-	-	110,000	-	-	-
322	US 71	2904-15	2018	MNDOT	US 71, FROM S OF HUBBARD CSAH 15 TO 8TH ST IN PARK RAPIDS & ON HUBBARD CSAH 15 FROM 500' W TO 500' E OF US 71, S OF PARK RAPIDS, INTERSECTION RECONSTRUCTION	0.9	SC	GRADE AND SURFACE	STBG	1,775,000	1,300,000	-	-	325,000	-	150,000	-
323	US 71	2904-15S	2018	MNDOT	US 71, ROUNDABOUT AT TH 71 & HUBBARD CSAH 15 INTERSECTION, S OF PARK RAPIDS (2018 HSIP)	0.0	SH	GRADE AND SURFACE	HSIP	375,000	337,500	-	-	37,500	-	-	-
324	US 71	2906-18	2018	MNDOT	**SPP**ELLA** US 71, 0.3 MI S OF THE W JCT MN 200 (ITASCA STATE PARK) TO S LIMITS OF LAKE GEORGE, BITUMINOUS RECLAIM	7.5	RD	BITUMINOUS RECLAMATION	NHPP	3,000,000	2,400,000	-	-	600,000	-	-	-
325	US 75	5406-18	2018	MNDOT	US 75, IN HENDRUM, FROM 0.4 MI S OF THE S CITY LIMITS TO 0.2 MI N OF THE N CITY LIMITS, RECONSTRUCT URBAN STREET & GRADE RAISE	1.1	RC	CONCRETE PAVEMENT	STBG	3,500,000	2,400,000	-	-	600,000	-	500,000	-
326	US 75	6011-29	2018	MNDOT	US 75, FROM US 2 TO POLK CSAH 19, MILL & OVERLAY, ADA, PED RAMPS & REPLACE 3 BRIDGES & APPROACHES	12.2	RS	MILL AND OVERLAY	STBG	5,225,000	4,160,000	-	-	1,040,000	-	25,000	-
327	MN 999	8802-AM-18	2018	MNDOT	DISTRICTWIDE SETASIDE - COOPERATIVE AGREEMENT - 2018	0.0	AM	COOP. CONST. AGREEMENT	SF	390,000	-	-	-	390,000	-	-	-
328	MN 999	8802-MA-18	2018	MNDOT	DISTRICTWIDE - MISC AGREEMENTS - 2018	0.0	MA	MISCELLANEOUS	SF	200,000	-	-	-	200,000	-	-	-
329	MN 999	8802-PD-18	2018	MNDOT	DISTRICTWIDE SETASIDE - PROJECT DELIVERY - 2018	0.0	CA	MISCELLANEOUS	SF	2,300,000	-	-	-	2,300,000	-	-	-
330	MN 999	8802-PM-18	2018	MNDOT	DISTRICTWIDE SETASIDE - PREVENTIVE MAINTENANCE - 2018	0.0	PM	PREVENTIVE MAINTENANCE	SF	1,000,000	-	-	-	1,000,000	-	-	-
331	MN 999	8802-RW-18	2018	MNDOT	DISTRICTWIDE SETASIDE - RIGHT OF WAY - 2018	0.0	RW	RIGHT OF WAY	SF	500,000	-	-	-	500,000	-	-	-
332	MN 999	8802-RX-18	2018	MNDOT	DISTRICTWIDE SETASIDE - BARC - 2018	0.0	RX	ROAD REPAIR	SF	1,520,000	-	-	-	1,520,000	-	-	-
333	MN 999	8802-SA-18	2018	MNDOT	DISTRICTWIDE SETASIDE - SA/OVERRUN - 2018	0.0	SA	SUPP. AGREE. & COST OVERRUNS	SF	2,500,000	-	-	-	2,500,000	-	-	-
334	MN 999	8822-196	2018	MNDOT	DISTRICTWIDE INTERSECTION LIGHTING (2018 HSIP)	0.0	SH	LIGHTING	HSIP	252,000	226,800	-	-	25,200	-	-	-
										72,219,980	38,237,590	9,400,000	115,050	16,222,200	7,100,000	10,545,140	

ATP 2	FY 2017-FY 2020 STATE TRANSPORTATION IMPROVEMENT PROGRAM (STIP)															
SEQ #	ROUTE SYSTEM	PROJECT NUMBER	YEAR	AGENCY	PROJECT DESCRIPTION	MILES	PRGM	WORK TYPE	FUNDS	TOTAL	FHWA	AC	FTA	TH	BOND	OTHER
335	BB	TRF-0018-19A	2019	EAST GRAND FORKS	SECT 5307: EAST GRAND FORKS DAR TRANSIT OPERATING ASSISTANCE	0.0	B9	OPERATE BUS	LF	70,000	-	-	-	-	-	70,000
336	BB	TRF-0018-19B	2019	EAST GRAND FORKS	SECT 5307: EAST GRAND FORKS FIXED ROUTE TRANSIT OPERATING ASSISTANCE	0.0	B9	OPERATE BUS	FTA	359,040	-	-	85,540	-	-	273,500
337	BB	TRF-0018-19C	2019	EAST GRAND FORKS	SECT 5307: EAST GRAND FORKS, PURCHASE PARATRANSIT VEHICLE REPLACEMENT	0.0	B9	OPERATE BUS	FTA	40,000	-	-	32,000	-	-	8,000
338	CITY	105-127-004	2019	BEMIDJI	IN BEMIDJI, ON 30TH ST NW FROM RIDGEWAY AVE TO HANNAH AVE, MILL & OVERLAY & MULTI-MODEL BIKE PATH AND ON HANNAH AVE FROM MN 197 TO 30TH ST NW, MILL & OVERLAY (105-132-002) (CAPPED \$858,000)	0.7	RS	MILL AND OVERLAY	STBG	1,072,500	858,000	-	-	-	-	214,500
339	CR 144	045-598-021	2019	MARSHALL COUNTY	CO RD 144, 1.5 MI NW OF ALVARADO, REPLACE BR 7004, OVER THE SNAKE RIVER (CAPPED \$676,800)	0.0	BR	BRIDGE REPLACEMENT	BROS	846,000	676,800	-	-	-	-	169,200
340	CSAH 5	035-605-015AC	2019	KITSON COUNTY	**AC** CSAH 5, FROM JCT MN 175 TO US 59, BITUMINOUS OVERLAY, PAVED SHOULDERS & EDGELINE RUMBLE STRIPS (AC PAYBACK 1 OF 1)	5.2	RS	BITUMINOUS OVERLAY	STBG	450,000	450,000	-	-	-	-	-
341	CSAH 7	045-607-011	2019	MARSHALL COUNTY	CSAH 7, FROM MN 32 TO MARSHALL CSAH 12, MILL & OVERLAY (CAPPED \$510,000)	4.0	RS	MILL AND OVERLAY	STBG	650,000	510,000	-	-	-	-	140,000
342	CSAH 13	063-613-014	2019	RED LAKE COUNTY	CSAH 13, 7.0 MI NW OF RED LAKE FALLS, FROM 1.1 MI W TO 1.9 MI W OF CSAH 9, CORRECT APPROACH GRADE TO BR 63501 OVER THE BLACK RIVER (CAPPED \$532,000)	0.8	RS	GRADE AND SURFACE	STBG	700,000	532,000	-	-	-	-	168,000
343	CSAH 15	004-615-018	2019	BELTRAMI COUNTY	CSAH 15, FROM BELTRAMI CSAH 52 TO TOWN HALL RD, BITUMINOUS RECLAMATION & BITUMINOUS SHOULDERS (CAPPED \$950,000)	3.5	RD	BITUMINOUS RECLAMATION	STBG	1,210,000	950,000	-	-	-	-	260,000
344	LOCAL	004-090-006	2019	BELTRAMI COUNTY	RED LAKE NATION SAFE PATH TO SCHOOL, PHASE 1, PED/BIKE TRAIL	0.6	EN	PEDESTRIAN BIKE TRAIL	STBGTA	87,500	70,000	-	-	-	-	17,500
345	LOCAL	054-591-001	2019	NORMAN COUNTY	NORMAN CO WEST SAFE ROUTE IN HALSTAD, PED/BIKE TRAIL	0.0	EN	PEDESTRIAN BIKE TRAIL	STBGTA	251,060	200,000	-	-	-	-	51,060
346	LOCAL 999	8802-EN-19	2019	LOCAL	DISTRICTWIDE - ENHANCEMENT PROGRAM - LOCAL - 2019	0.0	EN	ENHANCEMENT	STBGTA	162,500	130,000	-	-	-	-	32,500
347	LOCAL 999	8802-SHL-19	2019	LOCAL	LOCAL 999, DISTRICTWIDE - LOCAL HSIP - 2019	0.0	SH	SAFETY TARGET	HSIP	888,889	800,000	-	-	-	-	88,889
348	MN 1	3602-26	2019	MNDOT	MN 1, IN NORTHOME, FROM MN 46 TO 0.3 MI E OF THE JCT MN 46, URBAN RECONSTRUCTION (DESIGNED BY DIST 2, SP 3602-26 & FUNDED BY ATP 1, SP 3602-26M FOR \$1,000,000) (ALSO TIED TO SP 0411-17, US 71)	0.3	RC	GRADE AND SURFACE	NA	-	-	-	-	-	-	-
349	MN 11	6803-40	2019	MNDOT	MN 11, IN WARROAD, FROM MN 313 TO CSAH 5, ADA/SIGNAL IMPROVEMENTS	1.5	SC	TRAFFIC SIGNAL REVISION	SF	990,000	-	-	-	840,000	-	150,000
350	MN 32	5404-27	2019	MNDOT	MN 32, 0.8 MI S OF THE S JCT MN 200 (N OF TWIN VALLEY), REPLACE OLD BR 9020 OVER MASHAUG CREEK & APPROACHES	0.0	BR	BRIDGE REPLACEMENT	STBG	800,000	640,000	-	-	160,000	-	-
351	MN 72	3905-09AC	2019	MNDOT	**AC**CHAP 152** SPP**PODI** MN 72, IN BAUDETTE, REPLACE OLD BR 9412 OVER THE RAINY RIVER AND APPROACHES (PAYBACK 1 OF 1)	0.0	BR	BRIDGE REPLACEMENT	NHPP	9,400,000	9,400,000	-	-	-	-	-

ATP 2	FY 2017-FY 2020 STATE TRANSPORTATION IMPROVEMENT PROGRAM (STIP)															
SEQ #	ROUTE SYSTEM	PROJECT NUMBER	YEAR	AGENCY	PROJECT DESCRIPTION	MILES	PRGM	WORK TYPE	FUNDS	TOTAL	FHWA	AC	FTA	TH	BOND	OTHER
352	MN 200	1106-15	2019	MNDOT	MN 200, FROM JCT MN 371 TO MN 84, MILL & OVERLAY AND REPLACE BR 8136 & BR 8533 (DESIGNED BY DIST 2, SP 1106-15 & FUNDED BY ATP 3, SP 1106-15M FOR \$6,820,000)	15.6	RS	MILL AND OVERLAY	NA	-	-	-	-	-	-	-
353	MN 220	4512-36	2019	MNDOT	MN 220, 0.1 MI N OF MN 317, REPLACE OLD BR 9625 & 5.6 MI N OF MN 317, REPLACE OLD BR 9627 & APPROACHES	0.0	BR	BRIDGE REPLACEMENT	STBG	3,000,000	2,400,000	-	-	600,000	-	-
354	MN 220	6016-43	2019	MNDOT	MN 220, 0.5 MI W OF CLIMAX, PAINT BR 9239 & ON MN 32, IN RED LAKE FALLS, PAINT BR 5921	0.0	BI	PAINT BRIDGE	SF	830,000	-	-	-	830,000	-	-
355	MN 371	1120-56	2019	MNDOT	**SPP** MN 371, FROM BNSF RAILROAD TRACKS TO US 2, URBAN RECONSTRUCTION IN CASS LAKE, (DESIGNED BY DIST 2, SP 1120-56 & FUNDED BY ATP 3, SP 1120-56M FOR \$1,500,000)	0.4	RC	GRADE AND SURFACE	NA	-	-	-	-	-	-	-
356	US 2	0406-62	2019	MNDOT	US 2, EB & WB, FROM CR 515 TO MN 197 & ON MN 197, EB & WB FROM N JCT US 71 TO W JCT US 2 - CORRIDOR IMPROVEMENTS	4.9	SC	GRADE AND SURFACE	STBG	1,000,000	800,000	-	-	200,000	-	-
357	US 2	1502-28	2019	MNDOT	**SPP** US 2, IN BAGLEY, EB, FROM PARK AVE TO 1.2 MI E OF MN 92 AND WB FROM PARK AVE TO 0.2 MI E OF MN 92, ADA & MILL & OVERLAY	3.7	RS	MILL AND OVERLAY	NHPP	1,600,000	1,280,000	-	-	320,000	-	-
358	US 2	6004-24	2019	MNDOT	**SPP** US 2, EB - FROM W END OF ERSKINE TO 0.5 MI E OF US 59 & WB - FROM 0.7 MI W OF ERSKINE TO 0.7 MI E OF US 59, GRADE & SURFACE	5.5	RC	GRADE AND SURFACE	NHPP	9,000,000	7,200,000	-	-	1,800,000	-	-
359	US 71	0411-17	2019	MNDOT	** SPP** US 71, FROM MN 72 IN BLACKDUCK TO ITASCA/KOOCHICHING CO LINE, BITUMINOUS RECLAIM, (DESIGNED BY DIST 2, SP 0411-17 & FUNDED BY ATP 2, SP 0411-17 FOR \$3,500,000 & ATP 1, SP 3114-55M FOR \$2,400,000) (ALSO TIED TO SP 3602-26, MN 1)	12.8	RD	BITUMINOUS RECLAMATION	NHPP	3,500,000	2,800,000	-	-	700,000	-	-
360	US 75	3509-26	2019	MNDOT	**ELLA** IN HALLOCK, ON US 75, FROM 10TH ST S TO 4TH ST N & ON MN 175, FROM 0.2 MI W OF US 75 TO W END BRIDGE 35006, MILL & OVERLAY, ADA AND PED RAMPS	1.6	RS	MILL AND OVERLAY	STBG	1,723,000	1,360,000	-	-	340,000	-	23,000
361	US 75	4507-53	2019	MNDOT	US 75, FROM 3.1 MI S OF DONALDSON TO 5.5 MI S OF DONALDSON, REPLACE 3 BRIDGES AND APPROACHES	0.4	BR	BRIDGE REPLACEMENT	STBG	1,400,000	1,120,000	-	-	280,000	-	-
362	US 75	5409-32	2019	MNDOT	US 75, IN HALSTAD, FROM 0.6 MI S OF THE N JCT MN 200 TO 0.6 MI N OF THE N JCT MN 200, URBAN RECONSTRUCT	1.2	RC	GRADE AND SURFACE	STBG	3,000,000	2,400,000	-	-	600,000	-	-
363	MN 999	8802-AM-19	2019	MNDOT	DISTRICTWIDE SETASIDE - COOPERATIVE AGREEMENT - 2019	0.0	AM	COOP. CONST. AGREEMENT	SF	500,000	-	-	-	500,000	-	-
364	MN 999	8802-MA-19	2019	MNDOT	DISTRICTWIDE - MISC AGREEMENTS - 2019	0.0	MA	MISCELLANEOUS	SF	200,000	-	-	-	200,000	-	-
365	MN 999	8802-PD-19	2019	MNDOT	DISTRICTWIDE SETASIDE - PROJECT DELIVERY - 2019	0.0	CA	MISCELLANEOUS	SF	2,400,000	-	-	-	2,400,000	-	-
366	MN 999	8802-PM-19	2019	MNDOT	DISTRICTWIDE SETASIDE - PREVENTIVE MAINTENANCE - 2019	0.0	PM	PREVENTIVE MAINTENANCE	SF	2,700,000	-	-	-	2,700,000	-	-
367	MN 999	8802-RW-19	2019	MNDOT	DISTRICTWIDE SETASIDE - RIGHT OF WAY - 2019	0.0	RW	RIGHT OF WAY	SF	500,000	-	-	-	500,000	-	-
368	MN 999	8802-RX-19	2019	MNDOT	DISTRICTWIDE SETASIDE - BARC - 2019	0.0	RX	ROAD REPAIR	SF	1,520,000	-	-	-	1,520,000	-	-

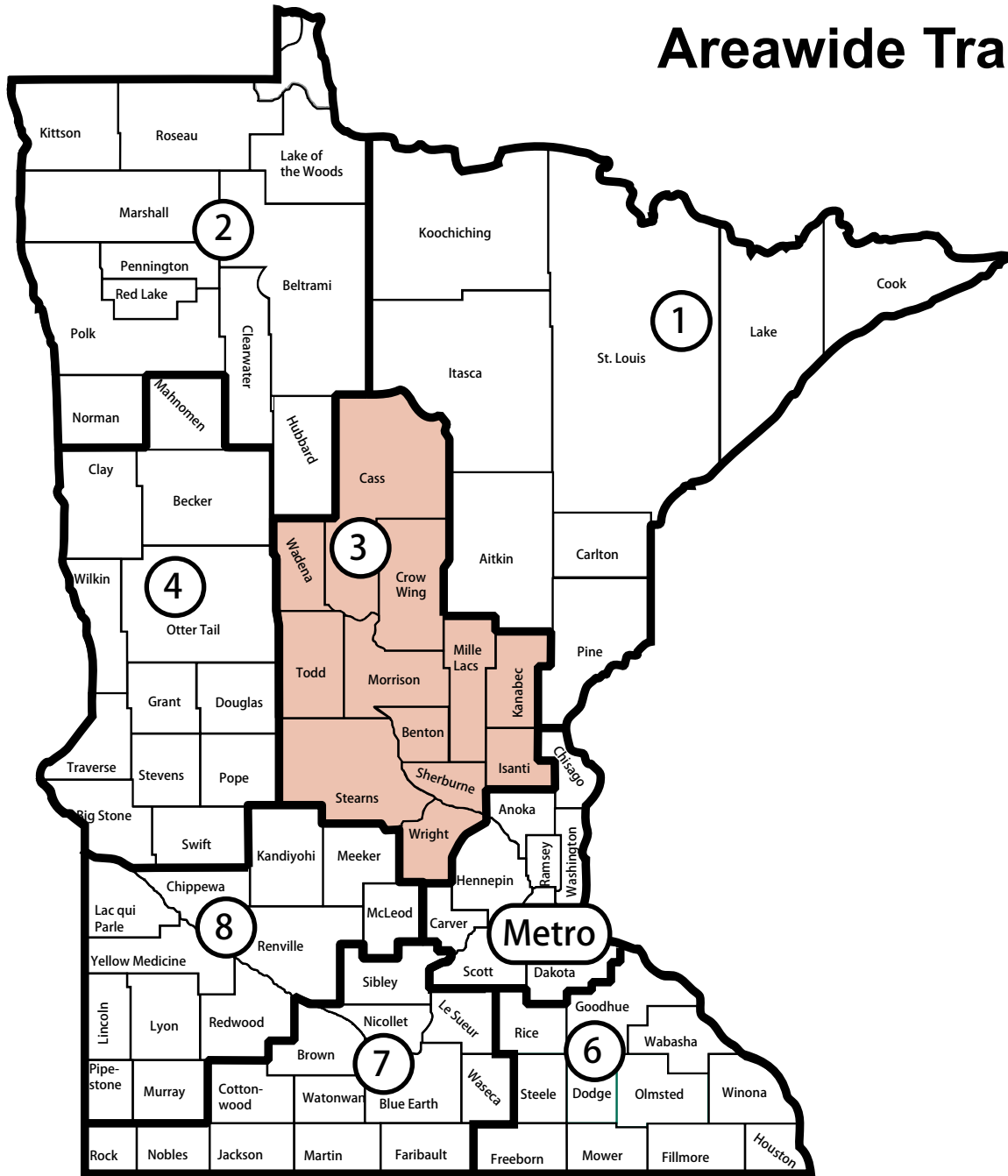
ATP 2	FY 2017-FY 2020 STATE TRANSPORTATION IMPROVEMENT PROGRAM (STIP)															
SEQ #	ROUTE SYSTEM	PROJECT NUMBER	YEAR	AGENCY	PROJECT DESCRIPTION	MILES	PRGM	WORK TYPE	FUNDS	TOTAL	FHWA	AC	FTA	TH	BOND	OTHER
369	MN 999	8802-SA-19	2019	MNDOT	DISTRICTWIDE SETASIDE - SA/OVERRUN - 2019	0.0	SA	SUPP. AGREE. & COST OVERRUNS	SF	2,200,000	-	-	-	2,200,000	-	-
										53,050,489	34,576,800	-	117,540	16,690,000	-	1,666,149

ATP 2	FY 2017-FY 2020 STATE TRANSPORTATION IMPROVEMENT PROGRAM (STIP)															
SEQ #	ROUTE SYSTEM	PROJECT NUMBER	YEAR	AGENCY	PROJECT DESCRIPTION	MILES	PRGM	WORK TYPE	FUNDS	TOTAL	FHWA	AC	FTA	TH	BOND	OTHER
370	BB	TRF-0018-20A	2020	EAST GRAND FORKS	SECT 5307: EAST GRAND FORKS DAR TRANSIT OPERATING ASSISTANCE	0.0	B9	OPERATE BUS	LF	71,000	-	-	-	-	-	71,000
371	BB	TRF-0018-20B	2020	EAST GRAND FORKS	SECT 5307: EAST GRAND FORKS FIXED ROUTE TRANSIT OPERATING ASSISTANCE	0.0	B9	OPERATE BUS	FTA	369,800	-	-	88,100	-	-	281,700
372	BB	TRF-0018-20C	2020	EAST GRAND FORKS	SECT 5307: EAST GRAND FORKS, PURCHASE PARATRANSIT VEHICLE REPLACEMENT	0.0	B9	OPERATE BUS	FTA	40,000	-	-	32,000	-	-	8,000
373	CSAH 1	060-601-059	2020	POLK COUNTY	CSAH 1, FROM THE RED RIVER OF THE NORTH TO CITY LIMITS OF NIELSVILLE, RECONSTRUCTION AND REPLACE BR 5767 OVER THE RED RIVER OF THE NORTH	2.3	BR	BRIDGE REPLACEMENT	STBG	4,450,000	1,400,000	-	-	-	-	3,050,000
374	CSAH 8	068-608-012	2020	ROSEAU COUNTY	CSAH 8, FROM CSAH 3 TO TH 89, BITUMINOUS OVERLAY	13.7	RS	BITUMINOUS OVERLAY	STBG	2,040,000	1,042,000	-	-	-	-	998,000
375	CSAH 20	054-620-014	2020	NORMAN COUNTY	CSAH 20, 4.0 MI S & 2.0 MI W OF ADA, REPLACE OLD BR 1302 WITH NEW BR 54J29 OVER A STREAM & APPROACHES (CAPPED \$280,000)	0.0	RS	BRIDGE REPLACEMENT	BROS	350,000	280,000	-	-	-	-	70,000
376	LOCAL 999	8802-EN-20	2020	LOCAL	DISTRICTWIDE - ENHANCEMENT PROGRAM - LOCAL - 2020	0.0	EN	ENHANCEMENT	STBGTA	500,000	400,000	-	-	-	-	100,000
377	LOCAL 999	8802-SHL-20	2020	LOCAL	LOCAL 999, DISTRICTWIDE - LOCAL HSIP - 2020	0.0	SH	SAFETY TARGET	HSIP	888,889	800,000	-	-	-	-	88,889
378	MN 1	0404-34	2020	MNDOT	MN 1, FROM E RED LAKE RESERVATION BORDER TO W JCT MN 72, (BUSY CORNERS) MILL & OVERLAY	12.4	RS	MILL AND OVERLAY	STBG	2,400,000	1,920,000	-	-	480,000	-	-
379	MN 1	170-010-007	2020	THIEF RIVER FALLS	INTERSECTION OF W JCT ON MN 1/US 59 - W OF THIEF RIVER FALLS, ROUNDABOUT & ON MN 1 FROM CSAH 16 TO KINNEY AVE., GRADE & BITUMINOUS SURFACE (TIED WITH 5701-31, MN1)	1.2	RC	GRADE AND SURFACE	STBG	1,072,500	858,000	-	-	-	-	214,500
380	MN 1	4501-49	2020	MNDOT	IN WARREN, ON MN 1, FROM MONTANA ST TO SEVENTH ST & ON US 75 FROM RR CROSSING TO PLEASANT AVE, BITUMINOUS MILL & OVERLAY & PED RAMPS & IN ARGYLE, ON US 75, FROM 2ND ST TO 4TH ST, ADA, PED RAMPS (TIED TO 5703-46, MN 32 & SP 5703-47, MN 32)	1.9	RS	MILL AND OVERLAY	STBG	1,287,000	1,016,000	-	-	254,000	-	17,000
381	MN 1	5701-31	2020	MNDOT	INTERSECTION OF W JCT ON MN 1/US 59 - W OF THIEF RIVER FALLS, ROUNDABOUT & ON MN 1 FROM CSAH 16 TO KINNEY AVE., GRADE & BITUMINOUS SURFACE (TIED TO SP 170-010-007, MN 1)	1.4	RC	GRADE AND SURFACE	STBG	2,250,000	1,800,000	-	-	450,000	-	-
382	MN 1	5701-31S	2020	MNDOT	INTERSECTION OF W JCT ON MN 1/US 59 - W OF THIEF RIVER FALLS, ROUNDABOUT (2020 HSIP FUNDS)	0.1	SH	GRADE AND SURFACE	HSIP	750,000	675,000	-	-	75,000	-	-
383	MN 6	3107-46	2020	MNDOT	MN 6, 6.4 MI S OF MN 1, REHAB BR 31001 OVER BIG FORK RIVER (DESIGNED BY DIST 2, SP 3107-46 & FUNDED BY ATP 1, SP 3107-46M FOR \$870,000) (ALSO TIED TO SP 3107-51, MN 6 & SP 3107-53, MN 6)	0.0	BI	BRIDGE REPAIR	NA	-	-	-	-	-	-	-
384	MN 6	3107-51	2020	MNDOT	MN 6, 1.6 MI N. CR 136 TO 0.9 MI N. MN 286, MILL & OVERLAY (DESIGNED BY DIST 2, SP 3107-51 & FUNDED BY ATP 1, SP 3107-51M FOR \$2,610,000) (ALSO TIED TO SP 3107-53, MN 6 & SP 3107-46, MN 6)	7.9	RS	MILL AND OVERLAY	NA	-	-	-	-	-	-	-

ATP 2	FY 2017-FY 2020 STATE TRANSPORTATION IMPROVEMENT PROGRAM (STIP)																
SEQ #	ROUTE SYSTEM	PROJECT NUMBER	YEAR	AGENCY	PROJECT DESCRIPTION	MILES	PRGM	WORK TYPE	FUNDS	TOTAL	FHWA	AC	FTA	TH	BOND	OTHER	
385	MN 6	3107-53	2020	MNDOT	MN 6, 4.5 MI. N DEER RIVER, REPLACE BR. 3758 AND 23.2 MI. N OF DEER RIVER, REPLACE BR 91063, OVER LITTLE TOO MUCH LAKE (DESIGNED BY DIST 2, SP 3107-53 & FUNDED BY ATP 1, SP 3107-53M FOR \$1,180,000) (ALSO TIED TO SP 3107-51, MN 6 & SP 3107-46, MN6)	0.0	BR	BRIDGE REPLACEMENT	NA	-	-	-	-	-	-	-	
386	MN 32	5703-46	2020	MNDOT	MN32, IN ST. HILLAIRE FROM CSAH 55 TO 8TH ST, BITUMINOUS MILL & OVERLAY, ADA & PED RAMPS (TIED TO 5703-47, MN 32 & 4501-49, MN 1)	0.8	RS	MILL AND OVERLAY	STBG	594,000	464,000	-	-	116,000	-	14,000	
387	MN 32	5703-47	2020	MNDOT	MN 32 FROM N LIMITS OF ST HILLAIRE TO S LIMITS OF THIEF RIVER FALLS, MILL & OVERLAY (TIED TO 5703-46, MN 32 & SP 4501-49, MN 1)	6.1	RS	MILL AND OVERLAY	STBG	1,270,000	1,016,000	-	-	254,000	-	-	
388	MN 72	0412-27	2020	MNDOT	MN 72, N OF US 71, REPALCE BR 91110 & BR 8339 AND N OF MN 1 REPLACE BR 88115 & APPROACHES	0.0	BR	BRIDGE REPLACEMENT	STBG	2,000,000	1,600,000	-	-	400,000	-	-	
389	MN 172	3904-24	2020	MNDOT	MN 172, FROM MN 11 TO WHEELERS POINT RESORT, MILL & OVERLAY	11.5	RS	MILL AND OVERLAY	STBG	3,000,000	2,400,000	-	-	600,000	-	-	
390	MN 200	2908-29	2020	MNDOT	MN 200, FROM 0.5 MI E OF CSAH 45 TO 0.1 MI E OF CSAH 30, E OF LAPORTE, RECONSRTUCTION	0.6	RC	GRADE AND SURFACE	SF	1,200,000	-	-	-	1,200,000	-	-	
391	MN 313	6810-11	2020	MNDOT	MN 313, FROM MN 11 TO US/CANADA BORDER, MILL & OVERLAY	6.3	RS	MILL AND OVERLAY	SF	1,200,000	-	-	-	1,200,000	-	-	
392	US 59	4505-15	2020	MNDOT	US 59, IN NEWFOLDEN AND 4.5 MI N OF NEWFOLDEN, REPLACE BR 9544 & BR 9546 (BOTH BRIDGES ARE BOX CULVERTS)	0.0	BR	BRIDGE REPLACEMENT	SF	1,160,000	-	-	-	1,160,000	-	-	
393	US 71	0410-50	2020	MNDOT	**SPP**ELLA** US 71, SB & NB FROM MN 197 TO 1.3 MI N OF CSAH 15, BITUMINOUS RECLAIM	9.8	RD	BITUMINOUS RECLAMATION	NHPP	4,600,000	3,680,000	-	-	920,000	-	-	
394	US 71	2907-12	2020	MNDOT	**SPP**ELLA**US 71, 0.3 MI N OF E JCT MN 200, REPLACE OLD BRIDGE 4577 OVER KABEKONA RIVER & APPROACHES	0.0	BR	BRIDGE REPLACEMENT	NHPP	690,000	552,000	-	-	138,000	-	-	
395	MN 999	8802-AM-20	2020	MNDOT	DISTRICTWIDE SETASIDE - COOPERATIVE AGREEMENT - 2020	0.0	AM	COOP. CONST. AGREEMENT	SF	500,000	-	-	-	500,000	-	-	
396	MN 999	8802-MA-20	2020	MNDOT	DISTRICTWIDE - MISC AGREEMENTS - 2020	0.0	MA	MISCELLANEOUS	SF	200,000	-	-	-	200,000	-	-	
397	MN 999	8802-PD-20	2020	MNDOT	DISTRICTWIDE SETASIDE - PROJECT DELIVERY - 2020	0.0	CA	MISCELLANEOUS	SF	2,400,000	-	-	-	2,400,000	-	-	
398	MN 999	8802-PM-20	2020	MNDOT	DISTRICTWIDE SETASIDE - PAVEMENT MANAGEMENT - 2020	0.0	PM	PREVENTIVE MAINTENANCE	SF	1,300,000	-	-	-	1,300,000	-	-	
399	MN 999	8802-RW-20	2020	MNDOT	DISTRICTWIDE SETASIDE - RIGHT OF WAY - 2020	0.0	RW	RIGHT OF WAY	SF	500,000	-	-	-	500,000	-	-	
400	MN 999	8802-RX-20	2020	MNDOT	DISTRICTWIDE SETASIDE - BARC - 2020	0.0	RX	ROAD REPAIR	SF	1,520,000	-	-	-	1,520,000	-	-	
401	MN 999	8802-SA-20	2020	MNDOT	DISTRICTWIDE SETASIDE - SA/OVERRUN - 2020	0.0	SA	SUPP. AGREE. & COST OVERRUNS	SF	2,200,000	-	-	-	2,200,000	-	-	
										40,803,189	19,903,000	-	120,100	15,867,000	-	4,913,089	



# Areawide Transportation Partnership (ATP) Boundaries



## DISTRICT 3

**Dan D. Anderson**  
**Transportation District Engineer**  
**(218) 828-5703**  
**7694 Industrial Park Road**  
**Baxter, Minnesota 56425-8096**  
**General Information: (218) 828-5700**  
**(800)-657-3971**



ATP 3		FY 2017-FY 2020 STATE TRANSPORTATION IMPROVEMENT PROGRAM (STIP)														
SEQ #	ROUTE SYSTEM	PROJECT NUMBER	YEAR	AGENCY	PROJECT DESCRIPTION	MILES	PRGM	WORK TYPE	FUNDS	TOTAL	FHWA	AC	FTA	TH	BOND	OTHER
402	BB	TRF-0048-17A	2017	METRO BUS	SECT 5307: OPERATING ASSISTANCE	0.0	B9	OPERATE BUS	FTA	8,482,220	-	-	1,288,000	-	-	7,194,220
403	BB	TRF-0048-17B	2017	METRO BUS	SECT 5307: CAPITALIZED PREVENTIVE MAINTENANCE	0.0	B9	BUS GRANT CAPITAL IMPROVEMENT	FTA	1,182,500	-	-	946,000	-	-	236,500
404	BB	TRF-0048-17C	2017	METRO BUS	SECT 5307: CAPITAL OFFICE EQUIPMENT & COMPUTERS	0.0	B9	BUS GRANT CAPITAL IMPROVEMENT	FTA	25,000	-	-	20,000	-	-	5,000
405	BB	TRF-0048-17D	2017	METRO BUS	SECT 5307: CAPITAL MAINTENANCE TOOLS & EQUIPMENT	0.0	B9	BUS GRANT CAPITAL IMPROVEMENT	FTA	10,000	-	-	8,000	-	-	2,000
406	BB	TRF-0048-17E	2017	METRO BUS	SECT 5307: CAPITAL BUS SHELTER AMENITIES	0.0	B9	BUS GRANT CAPITAL IMPROVEMENT	FTA	25,000	-	-	20,000	-	-	5,000
407	BB	TRF-0048-17F	2017	METRO BUS	SECT 5307: CAPITAL TSP PROJECTS	0.0	B9	BUS GRANT CAPITAL IMPROVEMENT	FTA	25,000	-	-	20,000	-	-	5,000
408	BB	TRF-0048-17G	2017	METRO BUS	SECT 5307: CAPITAL INFORMATION TECHNOLOGY PROJECTS	0.0	B9	BUS GRANT CAPITAL IMPROVEMENT	FTA	61,500	-	-	49,200	-	-	12,300
409	BB	TRF-0048-17H	2017	METRO BUS	SECT 5307: CAPITAL OPERATIONS FACILITY IMPROVEMENTS	0.0	B9	BUS GRANT CAPITAL IMPROVEMENT	FTA	80,000	-	-	64,000	-	-	16,000
410	BB	TRF-0048-17I	2017	METRO BUS	SECT 5307: CAPITAL OPERATIONS VEHICLE	0.0	B9	BUS GRANT CAPITAL IMPROVEMENT	FTA	35,000	-	-	28,000	-	-	7,000
411	RR	0115-50	2017	MNDOT	BNSF, UPGRADE EXISTING SIGNAL SYSTEM, US 169	0.0	SR	RR X-ING IMPROVEMENTS	RRS	175,000	5,000	-	-	170,000	-	-
412	RR	1801-21	2017	MNDOT	BNSF RR, MN 6, UPGRADE EXISTING SIGNAL SYSTEM	0.0	SR	RR X-ING IMPROVEMENTS	RRS	175,000	5,000	-	-	170,000	-	-
413	RR	71-00124	2017	MNDOT	BNSF RR, INSTALL GATES AND FLASHING LIGHTS, T5, 32ND ST SE	0.0	SR	RR X-ING IMPROVEMENTS	RRS	275,000	275,000	-	-	-	-	-
414	RR	71-00125	2017	MNDOT	BNSF RR, INSTALL GATES AND FLASHING LIGHTS, T14, 52ND ST SE	0.0	SR	RR X-ING IMPROVEMENTS	RRS	275,000	275,000	-	-	-	-	-
415	CR 213	049-596-009AC	2017	MORRISON COUNTY	**AC** CR 213 FROM CSAH 13 TO MN 115 IN MORRISON COUNTY, ROADWAY RESURFACING (AC PAYBACK 1 OF 1)	0.0	RS	MILL AND OVERLAY	STBG	425,600	425,600	-	-	-	-	-
416	CSAH 1	071-070-034	2017	SHERBURNE COUNTY	CSAH 1, INSTALL LED STOP SIGNS ON SHERBURNE CSAH 1 AT CSAH 4 INTERSECTION WEST OF ZIMMERMAN, AND INSTALL LED STOP SIGNS ON SHERBURNE CSAH 16 AT CSAH 11 INTERSECTION SOUTH OF SANTIAGO	0.0	SH	SIGNING	HSIP	32,111	28,900	-	-	-	-	3,211
417	CSAH 2	073-070-013	2017	STEARNS COUNTY	CSAH 2 FROM GREYSTONE RD TO CSAH 75 AND FROM N LIMITS OF ST JOSEPH TO CSAH 4, AND ON STEARNS CSAH 133 FROM N LIMITS OF ST JOSEPH TO 19TH AVE IN SARTELL, INSTALL RUMBLE STRIPS	16.2	SH	SAFETY TARGET	HSIP	60,658	54,592	-	-	-	-	6,066
418	CSAH 2	073-602-045AC	2017	STEARNS COUNTY	**AC** STEARNS CSAH 4 TO CSAH 75, ROADWAY RESURFACING (AC PAYBACK 1 OF 1)	0.0	RS	MILL AND OVERLAY	STBG	1,688,800	1,688,800	-	-	-	-	-
419	CSAH 3	086-603-020	2017	WRIGHT COUNTY	CSAH 3, FROM US 12 IN COKATO TO CSAH 35, RECLAIM AND RESURFACE	5.0	RS	GRADE AND SURFACE	STBG	1,800,000	1,467,682	-	-	-	-	332,318

ATP 3		FY 2017-FY 2020 STATE TRANSPORTATION IMPROVEMENT PROGRAM (STIP)														
SEQ #	ROUTE SYSTEM	PROJECT NUMBER	YEAR	AGENCY	PROJECT DESCRIPTION	MILES	PRGM	WORK TYPE	FUNDS	TOTAL	FHWA	AC	FTA	TH	BOND	OTHER
420	CSAH 4	071-604-034AC	2017	SHERBURNE COUNTY	**AC** CSAH 4, FROM US 169 IN ZIMMERMAN TO E COUNTY LINE (ISANTI COUNTY CSAH 8), RECLAIM AND BITUMINOUS OVERLAY, INCLUDING THE CITY OF ZIMMERMAN'S FREMONT DRIVE REALIGNMENT PROJECT (TIED WITH 7106-83) (AC PAYBACK 1 OF 1)	0.2	RD	BITUMINOUS RECLAMATION	STBG	634,400	634,400	-	-	-	-	-
421	CSAH 5	033-605-019AC	2017	KANABEC COUNTY	**AC** CSAH 5, FROM CSAH 17 TO CSAH 1 IN KANABEC CO, MILL AND OVERLAY - (AC PAYBACK 1 OF 1)	0.0	RS	MILL AND OVERLAY	STBG	119,800	119,800	-	-	-	-	-
422	CSAH 5	071-605-033	2017	SHERBURNE COUNTY	SHERBURNE CSAH 5, FROM PLYMOUTH AVE TO PARK AVE W IN BIG LAKE, MILL AND OVERLAY, INCLUDES ASSOCIATED BIKE/PED IMPROVEMENTS ALONG SHERBURNE CSAH 5 FROM MINNESOTA AVE TO LIONS PARK	0.0	RS	MILL AND OVERLAY	STBG	638,000	510,400	-	-	-	-	127,600
423	CSAH 9	030-609-009AC	2017	ISANTI COUNTY	**AC**CSAH 9, FROM MN 65 TO CR 45 IN ISANTI COUNTY, RECONSTRUCTION AND REPLACE BR# 7235 (AC PAYBACK 1 OF 1)	0.0	RS	GRADE AND SURFACE	STBG	678,532	678,532	-	-	-	-	-
424	CSAH 75	011-675-002AC	2017	CASS COUNTY	**AC**CSAH 75, FROM US 2 TO NORTH COUNTY LINE IN CASS COUNTY, MILL AND OVERLAY (AC PAYBACK 1 OF 1)	2.0	RS	MILL AND OVERLAY	STBG	456,000	456,000	-	-	-	-	-
425	CSAH 75	222-010-003AC	2017	MONTICELLO	**AC**CIMS** CSAH 75, AT JCT TH 25 AND CSAH 75 (BROADWAY) IN MONTICELLO, SAFETY AND OPERATIONAL IMPROVEMENTS INCLUDING ACCESS MODIFICATIONS, TURN LANES, CONCRETE MEDIAN AND SIGNAL SYSTEM REVISIONS (TIED TO 8605-52) (AC PAYBACK 1 OF 1)	0.0	RC	CHANNELIZATION	STBG	620,000	620,000	-	-	-	-	-
426	CSAH 77	011-090-004	2017	CASS COUNTY	**AC**CSAH 77, CONSTRUCT BIKE/PED TRAIL ALONG CASS COUNTY CSAH 77 BETWEEN SANDY POINT RD AND COBBANWOOD WAY IN LAKESHORE, ASSOCIATED TO CSAH 77 RECONSTRUCTION (SEE 011-677-013 FOR AC PORTION)	2.3	EN	PEDESTRIAN BIKE TRAIL	SFBGTA	488,282	327,840	-	-	-	-	160,442
427	CSAH 77	011-677-013	2017	CASS COUNTY	**AC** CSAH 77, RECONSTRUCT CSAH 77 FROM SOUTH CITY LIMITS OF LAKESHORE TO CSAH 78, ASSOCIATED TO CSAH 77 BIKE/PED TRAIL (AC PROJECT, PAYBACK IN 2018)	2.3	RC	GRADE AND SURFACE	STBG	4,830,616	2,752,150	169,384	-	-	-	2,078,466
428	CSAH 77	011-677-014	2017	CASS COUNTY	**MN154** RECONSTRUCT CASS COUNTY CSAH 77 FROM SOUTH CITY LIMITS OF LAKESHORE TO CSAH 78, ASSOCIATED TO CSAH 77 BIKE/PED TRAIL (REPURPOSING)	2.3	EN	PEDESTRIAN BIKE TRAIL	DEMO	111,718	89,374	-	-	-	-	22,344
429	LOCAL	091-060-108	2017	ECRDC	**MN173** FEASIBILITY STUDY FOR PROPOSED LAKE MILLE LACS SCENIC BYWAY DESIGNATION (REPURPOSING)	0.0	PL	PLANNING	DEMO	76,550	61,240	-	-	-	-	15,310
430	LOCAL 999	011-070-005	2017	CASS COUNTY	COUNTYWIDE, 6" EPOXY EDGELINE STRIPE ON MULTIPLE CASS COUNTY ROADS	0.0	SH	STRIPING	HSIP	367,611	330,850	-	-	-	-	36,761
431	LOCAL 999	011-070-006	2017	CASS COUNTY	COUNTYWIDE, 6" GROUND IN WET REFLECTIVE EDGELINE STRIPE ON MULTIPLE CASS COUNTY ROADS	0.0	SH	STRIPING	HSIP	454,147	408,732	-	-	-	-	45,415
432	LOCAL 999	030-070-008	2017	ISANTI COUNTY	COUNTYWIDE, GROUND IN WET REFLECTIVE MARKING ON MULTIPLE ISANTI COUNTY ROADS	0.0	SH	STRIPING	HSIP	193,071	173,764	-	-	-	-	19,307
433	LOCAL 999	030-070-009	2017	ISANTI COUNTY	COUNTYWIDE, INSTALL CHEVRON SIGNS ON MULTIPLE COUNTY ROADS	0.0	SH	SIGNING	HSIP	58,611	52,750	-	-	-	-	5,861
434	LOCAL 999	049-070-015	2017	MORRISON COUNTY	COUNTYWIDE, CHEVRONS AT MULTIPLE LOCATIONS ON MORRISON COUNTY ROADS	0.0	SH	SIGNING	HSIP	210,111	189,100	-	-	-	-	21,011

ATP 3		FY 2017-FY 2020 STATE TRANSPORTATION IMPROVEMENT PROGRAM (STIP)														
SEQ #	ROUTE SYSTEM	PROJECT NUMBER	YEAR	AGENCY	PROJECT DESCRIPTION	MILES	PRGM	WORK TYPE	FUNDS	TOTAL	FHWA	AC	FTA	TH	BOND	OTHER
435	LOCAL 999	049-070-016	2017	MORRISON COUNTY	COUNTYWIDE, GROUND IN 6" EPOXY WET REFLECTIVE MARKING ON MULTIPLE MORRISON COUNTY ROADS	0.0	SH	STRIPING	HSIP	401,000	360,900	-	-	-	-	40,100
436	LOCAL 999	049-070-017	2017	MORRISON COUNTY	COUNTYWIDE, 6" MARKINGS ON MULTIPLE MORRISON COUNTY ROADS	0.0	SH	STRIPING	HSIP	366,347	329,712	-	-	-	-	36,635
437	LOCAL 999	073-070-012	2017	STEARNS COUNTY	COUNTYWIDE, GROUND IN WET REFLECTIVE EPOXY MARKINGS ON MULTIPLE STEARNS COUNTY ROADS	0.0	SH	STRIPING	HSIP	239,111	215,200	-	-	-	-	23,911
438	LOCAL 999	073-070-014	2017	STEARNS COUNTY	COUNTYWIDE, GROUND IN WET REFLECTIVE STRIPING ON MULTIPLE COUNTY ROADS	0.0	SH	STRIPING	HSIP	359,111	323,200	-	-	-	-	35,911
439	LOCAL 999	077-070-008	2017	TODD COUNTY	COUNTYWIDE, GROUND IN WET REFLECTIVE PAVEMENT MARKING ON MULTIPLE TODD COUNTY ROADS	0.0	SH	STRIPING	HSIP	157,111	141,400	-	-	-	-	15,711
440	LOCAL 999	086-070-013	2017	WRIGHT COUNTY	CSAH 6/CSAH 35 AND AT WRIGHT COUNTY CSAH 8/CSAH, 35INTERSECTION, CONFLICT WARNING SYSTEMS	0.0	SH	WARNING FLASHERS	HSIP	212,111	190,900	-	-	-	-	21,211
441	MSAS 117	220-117-004	2017	SARTELL	**AC** MSAS 117 (50TH AVE), FROM HERITAGE DR TO NORTH 0.5 MILES IN SARTELL, GRADE AND SURFACE (AC PROJECT, PAYBACK IN 2019)	0.5	RS	GRADE AND SURFACE	STBG	1,460,416	665,301	94,584	-	-	-	795,115
442	PED/BIKE	011-591-001	2017	CASS COUNTY	**SRTS** INFRA IN CASS LAKE, MULTIUSE PATH AND LIGHTING FROM CASS LAKE- BENA SCHOOL TO HIGHWAY 371	0.0	EN	PEDESTRIAN BIKE TRAIL	SFBGTA	255,473	168,538	-	-	-	-	86,935
443	PED/BIKE	049-090-005	2017	MORRISON COUNTY	**MN124**SRTS** INFRA IN ROYALTON, CONSTRUCTION OF SIDEWALK AND LED BLINKING/WARNING CROSSING IMPROVEMENTS IN THE VICINITY OF ROYALTON ELEMENTARY SCHOOL AND 3 RADAR SPEED SIGNS AT ROYALTON MIDDLE SCHOOL (REPURPOSING)	0.6	BT	PED./BIKE IMPROVEMENT	DEMO	22,993	18,394	-	-	-	-	4,599
444	PED/BIKE	049-591-004	2017	MORRISON COUNTY	**SRTS** INFRA IN ROYALTON, CONSTRUCTION OF SIDEWALK AND LED BLINKING/WARNING CROSSING IMPROVEMENTS IN THE VICINITY OF ROYALTON ELEMENTARY SCHOOL AND 3 RADAR SPEED SIGNS AT ROYALTON MIDDLE SCHOOL	0.6	BT	PED./BIKE IMPROVEMENT	SFBGTA	261,561	177,440	-	-	-	-	84,121
445	PED/BIKE	071-090-004	2017	SHERBURNE COUNTY	**AC** CONSTRUCT 10-FT PAVED TRAIL ALONG SHERBURNE CSAH 24/CENTRAL AVENUE SE FROM EXISTING TRAIL AT ROLLING RIDGE RD TO 117 ST SE IN BECKER AND INSTALL A PEDESTRIAN-ACTIVATED CROSSWALK FLASHER (AC PROJECT, PAYBACK IN 2020)	1.4	EN	PEDESTRIAN BIKE TRAIL	SFBGTA	355,220	-	175,080	-	-	-	355,220
446	PED/BIKE	073-591-003AC	2017	STEARNS COUNTY	**AC**SRTS**INFRA IN ST AUGUSTA, CONSTRUCTION OF SIDEWALK ALONG 245TH ST FROM STEARNS CSAH 75 TO CSAH 7 AND FLASHING SPEED SIGNS ON STEARNS CR 7 IN FRONT OF ST MARY-HELP CHRISTIAN SCHOOL (AC PAYBACK 1 OF 1)	0.4	BT	PEDESTRIAN BIKE TRAIL	SFBGTA	90,808	90,808	-	-	-	-	-
447	PED/BIKE	086-090-006	2017	WRIGHT COUNTY	CONSTRUCT MISSING SEGMENTS OF SOUTHSIDE BIKE/PED TRAIL ALONG DOUGLAS DR AND PIONEER PARK IN ANNANDALE	1.2	EN	PED./BIKE IMPROVEMENT	SFBGTA	300,000	240,000	-	-	-	-	60,000
448	PED/BIKE	089-591-001	2017	MILLE LACS BAND OF OJIBWE	**AC** CONSTRUCT 1.1 MILES OF SIDEWALK IN VINELAND ALONG OODENA DRIVE AND VIRGO ROAD AROUND MILLE LACS BAND OF OJIBWE FACILITIES (AC PROJECT, PAYBACK IN 2020)	1.1	EN	PED./BIKE IMPROVEMENT	SFBGTA	60,000	-	240,040	-	-	-	60,000

ATP 3		FY 2017-FY 2020 STATE TRANSPORTATION IMPROVEMENT PROGRAM (STIP)														
SEQ #	ROUTE SYSTEM	PROJECT NUMBER	YEAR	AGENCY	PROJECT DESCRIPTION	MILES	PRGM	WORK TYPE	FUNDS	TOTAL	FHWA	AC	FTA	TH	BOND	OTHER
449	PED/BIKE	092-090-056	2017	DNR	**MN132** CONSTRUCT CUYUNA LAKE TRAIL, CROW WING CSAH 31 TO TH 6/CROW WING CSAH 10 IN DEERWOOD	0.0	BT	PED./BIKE IMPROVEMENT	DEMO	763,637	598,174	-	-	-	-	165,463
450	PED/BIKE	092-090-058	2017	DNR	**MN173** CONSTRUCT CUYUNA LAKE TRAIL, CROW WING CSAH 31 TO TH 6/CROW WING CSAH 10 IN DEERWOOD (REPURPOSING)	0.0	BT	PED./BIKE IMPROVEMENT	DEMO	27,435	21,948	-	-	-	-	5,487
451	PED/BIKE	232-090-001	2017	BIG LAKE	CONSTRUCT BIKE/PED IMPROVEMENTS ALONG SHERBURNE CSAH 5 FROM MINNESOTA AVENUE TO LIONS PARK IN BIG LAKE, INCLUDES ASSOCIATED SHERBURNE COUNTY MILL & OVERLAY ON SHERBURNE CSAH 5 FROM PLYMOUTH AVE TO PARK AVE W IN BIG LAKE	2.1	BT	PEDESTRIAN BIKE TRAIL	SFBGTA	1,821,389	372,000	-	-	-	-	1,449,389
452	PED/BIKE	233-090-001P	2017	ST. JOSEPH	CSAH 2 (MINNESOTA STREET) IN ST JOSEPH, FROM 4TH AVE NW TO STEARNS CO CSAH 51, CONSTRUCT BIKE/PED TRAIL WITH LIGHTING	0.5	BT	PEDESTRIAN BIKE TRAIL	STBG	111,809	89,447	-	-	-	-	22,362
453	PED/BIKE	233-090-001T	2017	ST. JOSEPH	CSAH 2 (MINNESOTA STREET) IN ST JOSEPH, FROM 4TH AVE NW TO STEARNS CO CSAH 51, CONSTRUCT BIKE/PED TRAIL WITH LIGHTING	0.5	EN	PEDESTRIAN BIKE TRAIL	SFBGTA	1,181,800	483,512	-	-	-	-	698,288
454	I 94	7380-250	2017	MNDOT	**SEC164** I-94 FROM MN 15 TO STEARNS CSAH 75 IN ST CLOUD, REPLACE MEDIAN CABLE GUARDRAIL	4.2	SH	MEDIAN BARRIER	HSIP	910,000	910,000	-	-	-	-	-
455	MN 6	1104-25	2017	MNDOT	**DEB**MN 6, FROM JCT MN 200 IN REMER TO CASS/ITASCA CO LINE, MILL AND OVERLAY	10.8	RS	MILL AND OVERLAY	STBG	2,850,000	2,280,000	-	-	570,000	-	-
456	MN 6	1802-51	2017	MNDOT	**ELLA**MN 6, FROM BR# 18001 OVER MISSISSIPPI RIVER TO .7 MI NORTH OF OLANDER RD, MILL AND OVERLAY ( TIED TO SP 7709-16)	5.7	RS	MILL AND OVERLAY	STBG	1,088,410	870,728	-	-	217,682	-	-
457	MN 18	1803-37	2017	MNDOT	MN 18, KENNY LAKE HISTORIC OVERLOOK REHABILITATION NORTH OF GARRISON	0.0	RB	REST AREA	STBG	317,200	253,760	-	-	63,440	-	-
458	MN 24	7108-23AC	2017	MNDOT	**SPP**PDI**ELLA**AC** MN 24, AT CLEARWATER, REPLACE BR# 6557 WITH NEW BR #71004 OVER MISSISSIPPI RIVER (AC PAYBACK 1 OF 1)	0.7	BR	BRIDGE REPLACEMENT	NHPP	2,421,131	2,421,131	-	-	-	-	-
459	MN 25	0507-14	2017	MNDOT	MN 25, FROM JCT MN 95 TO JCT MN 23 IN FOLEY, RECLAMATION	5.0	RD	BITUMINOUS RECLAMATION	STBG	2,315,000	1,852,000	-	-	463,000	-	-
460	MN 25	0507-14S	2017	MNDOT	MN 25, FROM JCT MN 95 TO JCT MN 23 IN FOLEY, PAVE SHOULDERS (HSIP PROJECT)	5.0	SH	BITUMINOUS RECLAMATION	HSIP	450,000	405,000	-	-	45,000	-	-
461	MN 25	0508-13	2017	MNDOT	**DEB**MN 25, FROM JCT MN 23 IN FOLEY TO BENTON/MORRISON CO LINE, MILL AND OVERLAY (TIED TO 4910-29)	17.5	RS	MILL AND OVERLAY	STBG	5,700,000	4,560,000	-	-	1,140,000	-	-
462	MN 25	4910-29	2017	MNDOT	**DEB**MN 25, FROM BENTON/MORRISON COUNTY LINE TO 123 ST IN GENOLA, MILL AND OVERLAY, INCLUDES ADA WORK (TIED TO 0508-13)	8.9	RS	MILL AND OVERLAY	STBG	3,805,000	3,044,000	-	-	761,000	-	-
463	MN 55	8606-61	2017	MNDOT	**SEC164** MN 55, CONSTRUCT LEFT TURN LANE AND SIGNAL SYSTEM AT JCT OF WRIGHT CSAH 3 WEST OF ANNANDALE ( (TO BE AUTHORIZED WITH FFY2016 SECTION 164 FUNDS)	0.0	SH	TURN LANES	HSIP	805,000	805,000	-	-	-	-	-
464	MN 84	1110-14	2017	MNDOT	**DEB**MN 84, IN PINE RIVER, FROM CASS CSAH 1 TO JCT MN 200, MILL AND OVERLAY	29.5	RS	MILL AND OVERLAY	STBG	4,900,000	3,920,000	-	-	980,000	-	-
465	MN 95	048-596-006	2017	MILLE LACS COUNTY	**MN105** MN 95, RIGHT OF WAY PURCHASE & ACQUISITION COSTS, AND ROUNDABOUT CONSTRUCTION ON MN 95 NEAR US 169 INTERCHANGE RAMPS IN PRINCETON	0.0	SC	GRADE AND SURFACE	DEMO	992,816	794,253	-	-	-	-	198,563

ATP 3		FY 2017-FY 2020 STATE TRANSPORTATION IMPROVEMENT PROGRAM (STIP)														
SEQ #	ROUTE SYSTEM	PROJECT NUMBER	YEAR	AGENCY	PROJECT DESCRIPTION	MILES	PRGM	WORK TYPE	FUNDS	TOTAL	FHWA	AC	FTA	TH	BOND	OTHER
466	MN 95	4809-20	2017	MILLE LACS COUNTY	**TED** MN 95, CONSTRUCT ROUNDABOUT AT MILLE LACS CR 157 IN PRINCETON, INCLUDES EXTENDING UTILITIES TO BUSINESS CENTER AND BUSINESS PARK (DISTRICT 3 SHARE OF \$236,000 AND TED PARTICIPATION OF \$110,187) (SP 4809-20TED IS THE TED PORTION OF THIS PROJECT)	0.0	AM	GRADE AND SURFACE	SF	526,197	-	-	-	236,000	-	290,197
467	MN 95	4809-20TED	2017	MILLE LACS COUNTY	**TED** MN 95, CONSTRUCT ROUNDABOUT AT MILLE LACS CR 157 IN PRINCETON, INCLUDES EXTENDING UTILITIES TO BUSINESS CENTER AND BUSINESS PARK (DISTRICT 3 SHARE OF \$236,000 AND TED PARTICIPATION OF \$110,187) (THIS PROJECT IS PART OF 4809-20)	0.0	AM	GRADE AND SURFACE	SF	110,187	-	-	-	110,187	-	-
468	MN 101	8608-30	2017	MNDOT	MN 101, FROM BRIDGE #27020 OVER THE CROW RIVER IN SAINT MICHAEL TO BRIDGE #86006 OVER THE MISSISSIPPI RIVER IN OTSEGO, INSTALL CABLE MEDIAN BARRIER	4.4	SH	MEDIAN BARRIER	HSIP	854,000	768,600	-	-	85,400	-	-
469	MN 238	7323-12	2017	MNDOT	MN 238, FROM .4 MI NORTH OF RAILROAD AVE IN ALBANY TO MORRISON CR 21 IN UPSULA, RECLAMATION AND SHOULDER WIDENING	13.9	RD	BITUMINOUS RECLAMATION	STBG	5,800,000	4,640,000	-	-	1,160,000	-	-
470	MN 238	7323-12S	2017	MNDOT	MN 238, FROM .4 MI NORTH OF RAILROAD AVE IN ALBANY TO MORRISON CR 21 IN UPSULA, RECLAMATION AND SHOULDER WIDENING	13.9	SH	BITUMINOUS RECLAMATION	HSIP	454,300	408,870	-	-	45,430	-	-
471	MN 371	1810-92AC	2017	MNDOT	**AC**COC** MN 371, FROM 0.5 MI N OF CROW WING CO CSAH 18 IN NISSWA TO 0.5 MI N OF CROW WING CO CSAH 16 IN JENKINS, CONSTRUCT 4-LANE, INCLUDES NEW PAUL BUNYAN TRAIL BR #18002, NEW BR #18009 AT CSAH 11, CULLEN BROOK BRIDGE #6495 REPLACEMENT WITH BOX CULVERT 18X06 (PAYBACK 1 OF 1)	8.7	MC	GRADE AND SURFACE	NHPP	5,000,000	5,000,000	-	-	-	-	-
472	US 2	1102-67M	2017	MNDOT	US 2, FROM 1.4 MI E OF CSAH 10 TO 0.3 MI W OF CSAH 91, MILL & OVERLAY OF THE MAINLINE (DESIGNED BY DISTRICT 2 SP 1102-67 AND FUNDED BY ATP-3 PORTION OF \$1,000,000)	8.4	RS	MILL AND OVERLAY	STBG	1,000,000	800,000	-	-	200,000	-	-
473	US 10	7102-127	2017	MNDOT	**SPP** US 10, REPLACE BRIDGE #5955 WITH BRIDGE #71005 OVER THE ELK RIVER (LAKE ORONO) IN ELK RIVER (CHAP 152) AND RECONSTRUCT FROM JOPLIN ST TO XENIA AVE	1.3	BR	GRADE AND BRIDGE	NHPP BF	13,220,000	2,576,000	-	-	644,000	10,000,000	-
474	US 71	7318-38	2017	MNDOT	**SPP** US 71, FROM SOUTH CITY LIMITS OF ELROSA TO NORTH CITY LIMITS OF ELROSA, RECONSTRUCTION AND ADA IMPROVEMENTS	0.3	RC	GRADE AND SURFACE	NHPP	712,000	560,000	-	-	140,000	-	12,000
475	US 71	7709-16	2017	MNDOT	**ELLA**SPP** US 71, FROM BERTHA TO WADENA/TODD CO LINE, MILL AND OVERLAY ( TIED TO SP 1802-51)	7.9	RS	MILL AND OVERLAY	NHPP	1,470,495	1,176,396	-	-	294,099	-	-
476	US 169	0115-47	2017	MNDOT	**SEC164 DPS** US 169, CONSTRUCT ROUNDABOUT AT RED OAK DRIVE IN THE CITY OF AITKIN, LOCATED IN ATP-1	0.0	SC	GRADE AND SURFACE	DPS	1,350,000	1,350,000	-	-	-	-	-
477	US 169	0115-51	2017	MNDOT	US 169, PINE/HICKORY HISTORIC ROADSIDE PARKING AREA REHABILITATION SOUTH OF AITKIN (LOCATED IN ATP-1)	0.0	RB	REST AREA	STBG	510,000	408,000	-	-	102,000	-	-
478	MN 999	8803-AM-17	2017	MNDOT	DISTRICTWIDE SETASIDE - COOPERATIVE AGREEMENTS - 2017	0.0	AM	COOP. CONST. AGREEMENT	SF	400,000	-	-	-	400,000	-	-
479	MN 999	8803-MA-17	2017	MNDOT	DISTRICTWIDE SETASIDE - MISC AGREEMENTS - 2017	0.0	MA	MISCELLANEOUS	SF	400,000	-	-	-	400,000	-	-

ATP 3		FY 2017-FY 2020 STATE TRANSPORTATION IMPROVEMENT PROGRAM (STIP)														
SEQ #	ROUTE SYSTEM	PROJECT NUMBER	YEAR	AGENCY	PROJECT DESCRIPTION	MILES	PRGM	WORK TYPE	FUNDS	TOTAL	FHWA	AC	FTA	TH	BOND	OTHER
480	MN 999	8803-PD-17	2017	MNDOT	DISTRICTWIDE SETASIDE - PROJECT DELIVERY - 2017	0.0	CA	MISCELLANEOUS	SF	3,000,000	-	-	-	3,000,000	-	-
481	MN 999	8803-PM-17	2017	MNDOT	DISTRICTWIDE SETASIDE - PREVENTATIVE MAINTENANCE - 2017	0.0	PM	PREVENTIVE MAINTENANCE	SF	3,200,000	-	-	-	3,200,000	-	-
482	MN 999	8803-RB-17	2017	MNDOT	DISTRICTWIDE SETASIDE - LANDSCAPING - 2017	0.0	RB	LANDSCAPE PARTNERSHIP	SF	30,000	-	-	-	30,000	-	-
483	MN 999	8803-RW-17	2017	MNDOT	DISTRICTWIDE SETASIDE - RIGHT-OF-WAY - 2017	0.0	RW	RIGHT OF WAY	SF	3,000,000	-	-	-	3,000,000	-	-
484	MN 999	8803-RX-17	2017	MNDOT	DISTRICTWIDE SETASIDE - MISC ROAD & BRIDGE REPAIR (BARC) - 2017	0.0	RX	ROAD REPAIR	SF	2,000,000	-	-	-	2,000,000	-	-
485	MN 999	8803-SA-17	2017	MNDOT	DISTRICTWIDE SETASIDE - SUPPLEMENTAL AGREEMENTS/OVERRUNS - 2017	0.0	SA	SUPP. AGREE. & COST OVERRUNS	SF	5,120,000	-	-	-	5,120,000	-	-
486	MN 999	8803-SC-17	2017	MNDOT	DISTRICTWIDE SETASIDE - SAFETY IMPROVEMENTS - 2017	0.0	SC	TRAFFIC MGMT. SYSTEM	SF	300,000	-	-	-	300,000	-	-
										108,229,906	55,921,118	679,088	2,443,200	25,047,238	10,000,000	14,818,350



ATP 3		FY 2017-FY 2020 STATE TRANSPORTATION IMPROVEMENT PROGRAM (STIP)														
SEQ #	ROUTE SYSTEM	PROJECT NUMBER	YEAR	AGENCY	PROJECT DESCRIPTION	MILES	PRGM	WORK TYPE	FUNDS	TOTAL	FHWA	AC	FTA	TH	BOND	OTHER
487	BB	TRF-0048-18A	2018	METRO BUS	SECT 5307: OPERATING ASSISTANCE	0.0	B9	OPERATE BUS	FTA	9,091,060	-	-	1,340,000	-	-	7,751,060
488	BB	TRF-0048-18B	2018	METRO BUS	SECT 5307: CAPITALIZED PREVENTIVE MAINTENANCE	0.0	B9	BUS GRANT CAPITAL IMPROVEMENT	FTA	1,218,750	-	-	975,000	-	-	243,750
489	BB	TRF-0048-18C	2018	METRO BUS	SECT 5307: CAPITAL OFFICE EQUIPMENT & COMPUTERS	0.0	B9	BUS GRANT CAPITAL IMPROVEMENT	FTA	25,000	-	-	20,000	-	-	5,000
490	BB	TRF-0048-18D	2018	METRO BUS	SECT 5307: CAPITAL MAINTENANCE TOOLS & EQUIPMENT	0.0	B9	BUS GRANT CAPITAL IMPROVEMENT	FTA	10,000	-	-	8,000	-	-	2,000
491	BB	TRF-0048-18E	2018	METRO BUS	SECT 5307: CAPITAL BUS SHELTER AMENITIES	0.0	B9	BUS GRANT CAPITAL IMPROVEMENT	FTA	25,000	-	-	20,000	-	-	5,000
492	BB	TRF-0048-18F	2018	METRO BUS	SECT 5307: CAPITAL TSP PROJECTS	0.0	B9	BUS GRANT CAPITAL IMPROVEMENT	FTA	25,000	-	-	20,000	-	-	5,000
493	BB	TRF-0048-18G	2018	METRO BUS	SECT 5307: CAPITAL MAINTENANCE VEHICLE	0.0	B9	BUS GRANT CAPITAL IMPROVEMENT	FTA	35,000	-	-	28,000	-	-	7,000
494	BB	TRF-0048-18H	2018	METRO BUS	SECT 5307: CAPITAL INFORMATION TECHNOLOGY PROJECTS	0.0	B9	BUS GRANT CAPITAL IMPROVEMENT	FTA	16,000	-	-	12,800	-	-	3,200
495	RR	01-00110	2018	MNDOT	BNSF, RR, INSTALL GATES AND CANTS, CSAH 12	0.0	SR	RR X-ING IMPROVEMENTS	RRS	300,000	300,000	-	-	-	-	-
496	RR	73-00135	2018	MNDOT	CP RR, INSTALL GATES, M17	0.0	SR	RR X-ING IMPROVEMENTS	RRS	250,000	250,000	-	-	-	-	-
497	RR	86-00136	2018	MNDOT	BNSF RR, INSTALL GATES, 55TH ST SW	0.0	SR	RR X-ING IMPROVEMENTS	RRS	250,000	250,000	-	-	-	-	-
498	RR	86-00137	2018	MNDOT	BNSF RR, INSTALL GATES, T439	0.0	SR	RR X-ING IMPROVEMENTS	RRS	250,000	250,000	-	-	-	-	-
499	CSAH 3	005-090-001AC	2018	BENTON COUNTY	**AC** CONSTRUCT BIKE/PED TRAIL ALONG BENTON CSAH 3 FROM BENTON DR TO US 10, INCL ROADWAY EXPANSION PROJECT (AC PAYBACK 1 OF 1)	0.9	BT	PEDESTRIAN BIKE TRAIL	SFBGTA	120,431	120,431	-	-	-	-	-
500	CSAH 3	086-070-012	2018	WRIGHT COUNTY	CSAH 3, FROM MN 55 TO WRIGHT COUNTY CSAH 2, SHOULDER PAVING	3.6	SH	PAVE SHOULDER	HSIP	300,000	270,000	-	-	-	-	30,000
501	CSAH 11	033-611-022AC	2018	KANABEC COUNTY	**AC**CSAH 11, FROM MN 70 TO MN 23 IN KANABEC COUNTY, BITUMINOUS RECLAMATION INCL SHOULDER PAVING AND SLOPED PAVEMENT SAFETY EDGE (AC PAYBACK 1 OF 1)	6.3	RD	BITUMINOUS RECLAMATION	STBG	925,200	925,200	-	-	-	-	-
502	CSAH 18	018-618-010	2018	CROW WING COUNTY	CSAH 18, FROM TWIN LEAF CIRCLE TO CSAH 4 IN CROW WING COUNTY, RECLAMATION AND RESURFACING	4.0	RD	BITUMINOUS RECLAMATION	STBG	675,492	504,780	-	-	-	-	170,712
503	CSAH 24	071-624-001AC	2018	SHERBURNE COUNTY	**AC** CSAH 24 ,BRIDGE REPLACEMENT WITH NEW BRIDGE #70501, INCLUDING TRAIL GRADING AND CURB AND GUTTER FROM ROLLING RIDGE RD TO LOBELIA ST IN BECKER (AC PAYBACK 1 OF 1)	0.5	BR	BRIDGE REPLACEMENT	BROS	1,100,000	1,100,000	-	-	-	-	-
504	CSAH 33	005-629-013	2018	BENTON COUNTY	CSAH 33, AT CSAH 29 (1ST ST)/CSAH 33 INTERSECTION IN SARTELL, INTERSECTION OPERATIONAL IMPROVEMENTS	0.1	RC	GRADE AND SURFACE	STBG	500,000	400,000	-	-	-	-	100,000
505	CSAH 37	086-637-032	2018	WRIGHT COUNTY	CSAH 37, FROM MN 101 TO ODEAN AVE IN OTSEGO, GRADE AND SURFACE	0.0	RC	GRADE AND SURFACE	STBG	3,100,000	2,019,435	-	-	-	-	1,080,565

ATP 3		FY 2017-FY 2020 STATE TRANSPORTATION IMPROVEMENT PROGRAM (STIP)														
SEQ #	ROUTE SYSTEM	PROJECT NUMBER	YEAR	AGENCY	PROJECT DESCRIPTION	MILES	PRGM	WORK TYPE	FUNDS	TOTAL	FHWA	AC	FTA	TH	BOND	OTHER
506	CSAH 50	073-650-010	2018	STEARNS COUNTY	CSAH 50, FROM .6 MI N OF CSAH 2 TO CR 159 IN STEARNS COUNTY, BITUMINOUS RECLAMATION AND RESURFACING	10.9	RD	BITUMINOUS RECLAMATION	STBG	2,100,000	1,003,024	-	-	-	-	1,096,976
507	CSAH 65	073-665-020	2018	STEARNS COUNTY	**AC**CSAH 65, FROM W LIMITS OF MELROSE TO 12TH AVENUE IN MELROSE, RECLAIM AND RESURFACE (AC PROJECT, PAYBACK IN 2019)	1.3	RS	GRADE AND SURFACE	STBG	302,339	233,717	127,661	-	-	-	68,622
508	CSAH 75	073-675-037	2018	STEARNS COUNTY	**MN172** CSAH 75, FROM OLD COLLEGEVILLE ROAD TO CSAH 81 IN STEARNS COUNTY, RESURFACING (REPURPOSING)	5.7	RS	GRADE AND SURFACE	STBG DEMO	1,589,864	1,274,864	-	-	-	-	315,000
509	CSAH 77	011-677-013AC	2018	CASS COUNTY	**AC**MN154** RECONSTRUCT CASS COUNTY CSAH 77 FROM SOUTH CITY LIMITS OF LAKESHORE TO CSAH 78, ASSOCIATED TO CSAH 77 BIKE/PED TRAIL (AC PAYBACK 1 OF 1)	2.3	RC	GRADE AND SURFACE	STBG	169,384	169,384	-	-	-	-	-
510	LOCAL 999	018-070-013	2018	CROW WING COUNTY	COUNTYWIDE, 6" WET REFLECTIVE GROOVED IN PAVEMENT MARKING ON MULTIPLE CROW WING COUNTY ROADS	0.0	SH	STRIPING	HSIP	267,000	240,300	-	-	-	-	26,700
511	LOCAL 999	030-070-010	2018	ISANTI COUNTY	COUNTYWIDE, INSTALL GROUND IN WET REFLECTIVE MARKINGS, 6' EDGELINE ON MULTIPLE COUNTY ROADS	0.0	SH	STRIPING	HSIP	240,900	216,810	-	-	-	-	24,090
512	LOCAL 999	071-070-033	2018	SHERBURNE COUNTY	COUNTYWIDE, 6" WHITE EDGELINE STRIPE ALONG MULTIPLE SHERBURNE COUNTY ROADS	0.0	SH	STRIPING	HSIP	175,000	157,500	-	-	-	-	17,500
513	LOCAL 999	077-070-009	2018	TODD COUNTY	COUNTYWIDE, 6" EDGELINE PAVEMENT MARKING ON MULTIPLE TODD COUNTY ROADS	0.0	SH	STRIPING	HSIP	142,000	127,800	-	-	-	-	14,200
514	LOCAL 999	077-070-010	2018	TODD COUNTY	COUNTYWIDE, GROUND IN WET REFLECTIVE PAVEMENT MARKING ON MULTIPLE TODD COUNTY ROADS	0.0	SH	STRIPING	HSIP	310,000	279,000	-	-	-	-	31,000
515	LOCAL 999	8803-SHL-18	2018	MNDOT	DISTRICTWIDE SETASIDES - HIGHWAY SAFETY IMPROVEMENT PROGRAM - 2018	0.0	SH	SAFETY TARGET	HSIP	1,453,989	1,308,590	-	-	-	-	145,399
516	MSAS 112	217-112-003	2018	OTSEGO	MSAS 112, FROM MACIVER AVENUE TO WRIGHT COUNTY CSAH 19 AT OTSEGO/ALBERTVILLE, RECONSTRUCTION WITH BIKE/PED TRAIL AND INTERSECTION IMPROVEMENTS AT CSAH 19/70TH STREET INTERSECTION	1.0	RC	GRADE AND SURFACE	STBG	1,750,000	1,003,024	-	-	-	-	746,976
517	MSAS 113	230-113-004	2018	BAXTER	MSAS 113, FROM EXCELSIOR ROAD TO COLLEGE ROAD IN BAXTER, RECONSTRUCTION	0.7	RC	GRADE AND SURFACE	STBG	488,589	482,324	-	-	-	-	6,265
518	MSAS 113	230-113-005	2018	BAXTER	**MN188** MSAS 113, FROM EXCELSIOR ROAD TO COLLEGE ROAD IN BAXTER, RECONSTRUCTION (REPURPOSING)	0.7	RC	GRADE AND SURFACE	DEMO	243,981	195,185	-	-	-	-	48,796
519	PED/BIKE	071-090-003	2018	SHERBURNE COUNTY	CONSTRUCT MISSING SEGMENTS OF BIKE/PED TRAIL CONNECTING GREAT NORTHERN TRAIL TO MARK PARK IN PRINCETON	1.8	BT	PEDESTRIAN BIKE TRAIL	SFBGTA	811,393	509,691	-	-	-	-	301,702
520	PED/BIKE	073-090-010	2018	STEARNS COUNTY	CONSTRUCT LAKE WOBEGON TRAIL EXTENSION FROM ST JOSEPH TO RIVERS EDGE PARK IN WAITE PARK	3.2	BT	PEDESTRIAN BIKE TRAIL	SFBGTA	1,650,000	922,678	-	-	-	-	727,322
521	MN 4	7301-37	2018	MNDOT	MN 4, FROM BALL PARK ST TO CARTWAY DR IN LAKE HENRY, ADA IMPROVEMENTS	0.3	SC	SPOT IMPROVEMENT	STBG	750,000	600,000	-	-	150,000	-	-
522	MN 6	1802-50	2018	MNDOT	MN 6, IN EMILY, RECONSTRUCTION INCLUDING SAFETY INTERSECTION IMPROVEMENTS AT CSAH 1 INTERSECTION	0.5	RC	GRADE AND SURFACE	STBG	2,150,000	1,720,000	-	-	430,000	-	-
523	MN 15	7303-51	2018	MNDOT	**ITS** MN 15, FROM .4 MILES SOUTH OF 33RD ST INTERCHANGE BRIDGE TO THE SOUTH MN 23 JCT IN ST CLOUD, INSTALL FIBER OPTIC CABLE	3.0	TM	TRAFFIC MGMT. SYSTEM	STBG	150,000	120,000	-	-	30,000	-	-

ATP 3		FY 2017-FY 2020 STATE TRANSPORTATION IMPROVEMENT PROGRAM (STIP)														
SEQ #	ROUTE SYSTEM	PROJECT NUMBER	YEAR	AGENCY	PROJECT DESCRIPTION	MILES	PRGM	WORK TYPE	FUNDS	TOTAL	FHWA	AC	FTA	TH	BOND	OTHER
524	MN 24	7108-24	2018	MNDOT	**SPP**MN 24, FROM BR# 86807 OVER I 94 IN CLEARWATER TO US 10 IN CLEAR LAKE, MILL AND OVERLAY, INCLUDES ADA WORK	3.8	RS	MILL AND OVERLAY	NHPP	2,310,000	1,848,000	-	-	462,000	-	-
525	MN 25	8603-09	2018	MNDOT	MN 25, FROM CARVER CO CSAH 10A IN WATERTOWN TO JCT MN 12 IN MONTROSE, MILL AND OVERLAY; AND ON MN 25, FROM .6 MI N OF WRIGHT CO CR 30 SE, REPLACE BR# 8113 OVER CREEK	8.5	RS	GRADE AND BRIDGE	STBG	3,710,000	2,968,000	-	-	742,000	-	-
526	MN 25	8604-42	2018	MNDOT	MN 25, FROM JCT US 12 TO 0.2 MI NORTH OF 10TH ST S IN BUFFALO, MILL AND OVERLAY	6.6	RS	GRADE AND SURFACE	STBG	2,900,000	2,320,000	-	-	580,000	-	-
527	MN 27	4904-45	2018	MNDOT	**SPP** MN 27, FROM .1 MILE WEST OF 15TH ST SW TO 9TH ST NE IN LITTLE FALLS, MILL AND OVERLAY, INCLUDES ADA WORK	2.1	RS	MILL AND OVERLAY	NHPP	3,000,000	2,400,000	-	-	600,000	-	-
528	MN 27	4906-25	2018	MNDOT	MN 27, REPLACE BR# 6712 OVER SKUNK RIVER 1.5 MILES WEST OF CSAH 47	0.0	BR	BRIDGE REPLACEMENT	STBG	630,000	504,000	-	-	126,000	-	-
529	MN 27	7704-14	2018	MNDOT	**ELLA** MN 27, FROM N JCT TH 71 TO 9TH ST NE IN LONG PRAIRIE, MILL AND OVERLAY, AND US 71, FROM N OF S LIMITS IN LONG PRAIRIE N TO S END OF LONG PRAIRIE RIVER BRIDGE (BRIDGE #6852), MILL AND OVERLAY, INCLUDES ADA WORK	1.5	RS	MILL AND OVERLAY	STBG	1,600,000	1,280,000	-	-	320,000	-	-
530	MN 55	8607-63	2018	MNDOT	**SPP** MN 55, FROM DIVISION ST E OF BUFFALO TO WRIGHT/HENNEPIN CO LINE IN ROCKFORD, MILL AND OVERLAY, INCLUDES ADA WORK	7.5	RS	MILL AND OVERLAY	NHPP	2,800,000	2,240,000	-	-	560,000	-	-
531	MN 210	7701-39	2018	MNDOT	**SPP** MN 210, 0.5 MI E OF TODD CO CSAH 9, REPLACE OLD BR# 5802 WITH NEW BOX CULVERT 77X01, OVER MORAN BROOK	0.0	BR	BRIDGE REPLACEMENT	NHPP	1,800,000	1,440,000	-	-	360,000	-	-
532	MN 238	7323-11	2018	MNDOT	MN 238, IN ALBANY, JCT OF RAILROAD AVE TO 0.4 MI N, URBAN RECONSTRUCTION, INCLUDES ADA WORK	0.4	RC	GRADE AND SURFACE	STBG	1,000,000	800,000	-	-	200,000	-	-
533	MN 371B	1814-06	2018	MNDOT	**SPP** MN 371B, FROM MN 210 (WASHINGTON ST) TO JOSEPH ST IN BRAINERD, RECONSTRUCTION, INCLUDING SIDEWALKS, CURB AND GUTTER	0.9	RS	GRADE AND SURFACE	NHPP	7,500,000	5,600,000	-	-	1,400,000	-	500,000
534	US 10	0502-113	2018	MNDOT	**ELLA** US 10, FROM NORTH BENTON DRIVE TO 0.2 MILES WEST OF EAST ST. GERMAIN ST. IN ST. CLOUD, INSTALL CABLE MEDIAN BARRIER	6.2	SH	MEDIAN BARRIER	HSIP	1,450,000	1,305,000	-	-	145,000	-	-
535	US 10	8001-40	2018	MNDOT	**SPP** US 10, MILL AND OVERLAY, FROM END OF 4-LANE W OF WADENA E TO OINK JOINT ROAD; AND URBAN RECONSTRUCTION, FROM 0.1 MI W OF 3RD ST NW TO 0.1 MI E OF 2ND ST NE IN WADENA INCLUDING RR SIGNAL UPGRADE (DESIGNED BY D3, ATP 4 PORTION OF \$884,372)	5.6	RC	MILL AND OVERLAY	NHPP	8,800,000	7,040,000	-	-	1,760,000	-	-
536	US 12	8601-64	2018	MNDOT	**SPP** US 12, FROM EAST COKATO TO WEST HOWARD LAKE, MILL AND OVERLAY	5.0	RS	MILL AND OVERLAY	NHPP	2,700,000	2,160,000	-	-	540,000	-	-
537	US 169	1804-5265A	2018	MNDOT	**HB** US 169, .5 MI S OF JCT MN 18, PRESERVE BRIDGE #5265 OVER DRY STREAM	0.0	BI	BRIDGE REPAIR	NHPP	1,580,000	1,264,000	-	-	316,000	-	-
538	MN 999	8803-AM-18	2018	MNDOT	DISTRICTWIDE SETASIDE - COOPERATIVE AGREEMENTS - 2018	0.0	AM	COOP. CONST. AGREEMENT	SF	1,000,000	-	-	-	1,000,000	-	-
539	MN 999	8803-MA-18	2018	MNDOT	DISTRICTWIDE SETASIDE - MISC AGREEMENTS - 2018	0.0	MA	MISCELLANEOUS	SF	500,000	-	-	-	500,000	-	-
540	MN 999	8803-PD-18	2018	MNDOT	DISTRICTWIDE SETASIDE - PROJECT DELIVERY - 2018	0.0	CA	MISCELLANEOUS	SF	4,200,000	-	-	-	4,200,000	-	-
541	MN 999	8803-PM-18	2018	MNDOT	DISTRICTWIDE SETASIDE - PREVENTATIVE MAINTENANCE - 2018	0.0	PM	PREVENTIVE MAINTENANCE	SF	3,500,000	-	-	-	3,500,000	-	-

ATP 3		FY 2017-FY 2020 STATE TRANSPORTATION IMPROVEMENT PROGRAM (STIP)														
SEQ #	ROUTE SYSTEM	PROJECT NUMBER	YEAR	AGENCY	PROJECT DESCRIPTION	MILES	PRGM	WORK TYPE	FUNDS	TOTAL	FHWA	AC	FTA	TH	BOND	OTHER
542	MN 999	8803-RB-18	2018	MNDOT	DISTRICTWIDE SETASIDE - LANDSCAPING - 2018	0.0	RB	LANDSCAPE PARTNERSHIP	SF	30,000	-	-	-	30,000	-	-
543	MN 999	8803-RW-18	2018	MNDOT	DISTRICTWIDE SETASIDE - RIGHT OF WAY - 2018	0.0	RW	RIGHT OF WAY	SF	2,000,000	-	-	-	2,000,000	-	-
544	MN 999	8803-RX-18	2018	MNDOT	DISTRICTWIDE SETASIDE - MISC ROAD & BRIDGE REPAIR (BARC) - 2018	0.0	RX	ROAD REPAIR	SF	2,500,000	-	-	-	2,500,000	-	-
545	MN 999	8803-SA-18	2018	MNDOT	DISTRICTWIDE SETASIDE - SUPPLEMENTAL AGREEMENTS - 2018	0.0	SA	SUPP. AGREE. & COST OVERRUNS	SF	4,000,000	-	-	-	4,000,000	-	-
546	MN 999	8803-SC-18	2018	MNDOT	DISTRICTWIDE SETASIDE - SAFETY IMPROVEMENTS - 2018	0.0	SC	TRAFFIC MGMT. SYSTEM	SF	270,000	-	-	-	270,000	-	-
547	MN 999	8823-302	2018	MNDOT	DISTRICTWIDE, RETIME TRAFFIC SIGNALS AT VARIOUS LOCATIONS THROUGHOUT DISTRICT 3	0.0	SH	TRAFFIC SIGNAL REVISION	HSIP	550,000	495,000	-	-	55,000	-	-
										<b>93,291,372</b>	<b>50,617,737</b>	<b>127,661</b>	<b>2,423,800</b>	<b>26,776,000</b>	<b>-</b>	<b>13,473,835</b>

ATP 3		FY 2017-FY 2020 STATE TRANSPORTATION IMPROVEMENT PROGRAM (STIP)														
SEQ #	ROUTE SYSTEM	PROJECT NUMBER	YEAR	AGENCY	PROJECT DESCRIPTION	MILES	PRGM	WORK TYPE	FUNDS	TOTAL	FHWA	AC	FTA	TH	BOND	OTHER
548	BB	TRF-0048-19A	2019	METRO BUS	SECT 5307: OPERATING ASSISTANCE	0.0	B9	OPERATE BUS	FTA	9,342,780	-	-	1,393,000	-	-	7,949,780
549	BB	TRF-0048-19B	2019	METRO BUS	SECT 5307: CAPITALIZED PREVENTIVE MAINTENANCE	0.0	B9	OPERATE BUS	FTA	1,255,000	-	-	1,004,000	-	-	251,000
550	BB	TRF-0048-19C	2019	METRO BUS	SECT 5307: CAPITAL OFFICE EQUIPMENT & COMPUTERS	0.0	B9	OPERATE BUS	FTA	25,000	-	-	20,000	-	-	5,000
551	BB	TRF-0048-19D	2019	METRO BUS	SECT 5307: CAPITAL MAINTENANCE TOOLS & EQUIPMENT	0.0	B9	OPERATE BUS	FTA	15,000	-	-	12,000	-	-	3,000
552	BB	TRF-0048-19E	2019	METRO BUS	SECT 5307: CAPITAL BUS SHELTER AMENITIES	0.0	B9	OPERATE BUS	FTA	25,000	-	-	20,000	-	-	5,000
553	BB	TRF-0048-19F	2019	METRO BUS	SECT 5307: CAPITAL TSP PROJECTS	0.0	B9	OPERATE BUS	FTA	25,000	-	-	20,000	-	-	5,000
554	BB	TRF-0048-19G	2019	METRO BUS	SECT 5307: CAPITAL MOBILITY TRAINING CENTER IMPROVEMENTS	0.0	B9	OPERATE BUS	FTA	25,000	-	-	20,000	-	-	5,000
555	BB	TRF-0048-19H	2019	METRO BUS	SECT 5307: CAPITAL INFORMATION TECHNOLOGY PROJECTS	0.0	B9	OPERATE BUS	FTA	20,000	-	-	16,000	-	-	4,000
556	BB	TRF-0048-19I	2019	METRO BUS	SECT 5307: CAPITAL OPERATIONS VEHICLE	0.0	B9	OPERATE BUS	FTA	35,000	-	-	28,000	-	-	7,000
557	BB	TRF-0048-19J	2019	METRO BUS	SECT 5307: CAPITAL MAINTENANCE VEHICLE	0.0	B9	OPERATE BUS	FTA	35,000	-	-	28,000	-	-	7,000
558	CR 53	071-598-008AC	2019	SHERBURNE COUNTY	**AC** ON SHERBURNE CR 53, REPLACE BR # 6411 WITH NEW BR #71530 OVER THE ELK RIVER (AC PAYBACK 1 OF 1)	0.0	BR	BRIDGE REPLACEMENT	BROS	710,000	710,000	-	-	-	-	-
559	CSAH 3	005-603-029AC	2019	BENTON COUNTY	**AC** BENTON CSAH 3, FROM BENTON DR TO TH 10, ROADWAY EXPANSION, INCL BIKE/PED TRAIL PROJECT (AC PAYBACK 1 OF 1)	0.0	RS	GRADE AND SURFACE	STBG	186,823	186,823	-	-	-	-	-
560	CSAH 3	018-603-023	2019	CROW WING COUNTY	CROW WING COUNTY CSAH 3, FROM MILL AVENUE BRIDGE TO CRYSTAL LAKE ROAD, RESURFACING	0.0	RS	GRADE AND SURFACE	STBG	1,620,000	1,231,248	-	-	-	-	388,752
561	CSAH 4	005-604-027	2019	BENTON COUNTY	**AC** BENTON COUNTY CSAH 4, FROM BENTON CSAH 7 TO MILLE LACS CO LINE, RECLAIM AND RESURFACING (AC PROJECT, PAYBACK IN 2020)	0.0	RD	BITUMINOUS RECLAMATION	STBG	699,520	580,000	200,480	-	-	-	119,520
562	CSAH 4	048-604-019	2019	MILLE LACS COUNTY	MILLE LACS COUNTY CSAH 4 FROM CSAH 12 TO CSAH 2, ROADWAY, RECONSTRUCTION INCLUDING RECLAIM AND RESURFACE	0.0	RC	GRADE AND SURFACE	STBG	3,030,000	1,384,800	-	-	-	-	1,645,200
563	CSAH 17	073-617-039	2019	STEARNS COUNTY	STEARNS COUNTY CSAH 17, FROM CSAH 79 TO THE N STEARNS COUNTY LINE, RECLAIM AND RESURFACE	2.7	RS	GRADE AND SURFACE	STBG	600,000	507,105	-	-	-	-	92,895
564	CSAH 19	071-619-012	2019	SHERBURNE COUNTY	SHERBURNE COUNTY CSAH 19, FROM US 169 TO 104TH STREET, RECLAIM AND RESURFACE	1.7	RS	GRADE AND SURFACE	STBG	918,000	743,323	-	-	-	-	174,677
565	CSAH 20	080-620-009	2019	WADENA COUNTY	WADENA COUNTY CSAH 20, FROM WADENA CITY LIMITS TO US 71, MILL AND OVERLAY	0.0	RS	MILL AND OVERLAY	STBG	682,000	518,748	-	-	-	-	163,252
566	CSAH 39	049-639-015	2019	MORRISON COUNTY	MORRISON COUNTY CSAH 39, FROM KAMNIC STREET IN PIERZ TO MILLE LACS CSAH 21 AT THE COUNTY LINE, RECLAIM AND RESURFACE	0.0	RS	GRADE AND SURFACE	STBG	1,520,000	1,156,004	-	-	-	-	363,996
567	CSAH 65	073-665-020AC	2019	STEARNS COUNTY	**AC** STEARNS COUNTY CSAH 65, FROM W LIMITS OF MELROSE TO 12TH AVENUE IN MELROSE, RECLAIM AND RESURFACE (AC PROJECT, PAYBACK 1 OF 1)	1.3	RS	GRADE AND SURFACE	STBG	127,661	127,661	-	-	-	-	-
568	LOCAL 999	077-070-011	2019	TODD COUNTY	TODD COUNTY, GROUND IN WET REFLECTIVE PAVEMENT MARKING ON MULTIPLE TODD COUNTY ROADS	0.0	SH	STRIPING	HSIP	310,000	279,000	-	-	-	-	31,000
569	LOCAL 999	8803-SHL-19	2019	MNDOT	DISTRICTWIDE SETASIDES - HIGHWAY SAFETY IMPROVEMENT PROGRAM - 2019	0.0	SH	SAFETY TARGET	HSIP	2,578,889	2,321,000	-	-	-	-	257,889
570	MSAS 117	220-117-004AC	2019	SARTELL	**AC** SARTELL MSAS 117 (50TH AVE), FROM HERITAGE DR TO NORTH 0.5 MILES IN SARTELL, GRADE AND SURFACE (AC PAYBACK 1 OF 1)	0.5	RS	GRADE AND SURFACE	STBG	94,584	94,584	-	-	-	-	-

ATP 3		FY 2017-FY 2020 STATE TRANSPORTATION IMPROVEMENT PROGRAM (STIP)														
SEQ #	ROUTE SYSTEM	PROJECT NUMBER	YEAR	AGENCY	PROJECT DESCRIPTION	MILES	PRGM	WORK TYPE	FUNDS	TOTAL	FHWA	AC	FTA	TH	BOND	OTHER
571	MSAS 151	162-151-003	2019	ST. CLOUD	ST CLOUD MSAS 151, EXPANSION OF TWO-LANE UNDIVIDED ROADWAY (33RD STREET SOUTH) TO A FOUR-LANE DIVIDED ROADWAY WITH SIDEWALK AND TRAIL AMENITIES FROM SOUTHWAY DRIVE TO COOPER AVENUE	0.0	RC	GRADE AND SURFACE	STBG	3,400,000	1,486,823	-	-	-	-	1,913,177
572	PED/BIKE	073-591-004	2019	STEARNS COUNTY	CONSTRUCT BIKE/PED TRAIL ALONG EAST EDGE OF ROCORI SCHOOL DISTRICT PROPERTY ADJACENT TO STEARNS COUNTY CSAH 2 IN COLD SPRING	0.3	BT	PEDESTRIAN BIKE TRAIL	SFBGTA	144,000	108,928	-	-	-	-	35,072
573	PED/BIKE	108-090-002	2019	BRAINERD	**AC** CONSTRUCT 6' WIDE SIDEWALK ON E SIDE OF MN 371 BUSINESS FROM JOSEPH ST TO INDUSTRIAL PARK ROAD/BUFFALO HILLS LANE JCT IN BRAINERD AND INCLUDES ASSOCIATED SIDEWALK WORK NEAR THE LOWELL SCHOOL AND GARFIELD SCHOOL (AC PROJECT, PAYBACK IN 2020)	0.8	EN	PEDESTRIAN BIKE TRAIL	SFBGTA	547,001	437,600	-	-	-	-	109,401
574	PED/BIKE	108-591-005	2019	BRAINERD	**AC** CONSTRUCT SIDEWALK EXTENSIONS NEAR LOWELL SCHOOL AND GARFIELD SCHOOL IN BRAINERD AND INCLUDES ASSOCIATED SIDEWALK ALONG MN 371B FROM JOSEPH ST TO INDUSTRIAL PARK ROAD/BUFFALO HILLS LANE JCT (AC PROJECT, PAYBACK IN 2020)	0.6	EN	PEDESTRIAN BIKE TRAIL	SFBGTA	452,000	280,000	408,000	-	-	-	172,000
575	PED/BIKE	204-090-004	2019	ELK RIVER	CONSTRUCT BIKE/PED TRAIL ALONG US 10 FROM ORONO PARK TO PROCTOR ROAD IN ELK RIVER	1.3	EN	PEDESTRIAN BIKE TRAIL	SFBGTA	799,870	639,896	-	-	-	-	159,974
576	PED/BIKE	220-591-005	2019	SARTELL	**SRTS** CONSTRUCT SRTS INFRASTRUCTURE IMPROVEMENTS ALONG 7TH ST N AND 5TH ST N IN SARTELL	0.3	EN	PEDESTRIAN BIKE TRAIL	SFBGTA	248,970	199,176	-	-	-	-	49,794
577	I 94	7380-246	2019	MNDOT	**SPP** I-94, NEAR COLLEGEVILLE, REHAB/REDECK AT BRIDGE #73872 AT STEARNS COUNTY CR 159 OVER I-94	0.0	BI	BRIDGE REPAIR	NHPP	1,501,000	1,350,900	-	-	150,100	-	-
578	MN 6	1802-53	2019	MNDOT	MN 6, FROM .7 MI N OF OLANDER RD TO .2 MI S OF CSAH 1 IN EMILY AND FROM .2 MI N OF CSAH 1 IN EMILY TO BR# 11005 IN OUTING, MILL AND OVERLAY	14.1	RS	MILL AND OVERLAY	STBG	4,800,000	3,840,000	-	-	960,000	-	-
579	MN 23	3302-16	2019	MNDOT	**SPP** MN 23, FROM N JCT MN 65 IN MORA TO JCT MN 107, MILL AND OVERLAY	10.5	RS	MILL AND OVERLAY	NHPP	4,700,000	3,760,000	-	-	940,000	-	-
580	MN 25	8604-37	2019	MNDOT	**AC** MN 25, FROM 0.1 MI SOUTH OF 1ST ST S TO 0.1 MI NORTH OF WRIGHT CR 147 IN BUFFALO, URBAN RECONSTRUCTION (AC PROJECT, AC PAYBACK IN 2020)	0.5	RC	GRADE AND SURFACE	STBG	2,300,000	1,200,000	3,200,000	-	1,100,000	-	-
581	MN 55	7314-38	2019	MNDOT	MN 55, REHAB BR# 5441 OVER CP RR, .7 MI WEST OF MN 23 IN PAYNESVILLE	0.0	BI	BRIDGE REPAIR	STBG	600,000	480,000	-	-	120,000	-	-
582	MN 55	8606-60	2019	MNDOT	MN 55, FROM POPLAR ST S IN ANNANDALE TO JCT MN 25 IN BUFFALO, MILL AND OVERLAY	13.2	RS	MILL AND OVERLAY	STBG	5,600,000	4,480,000	-	-	1,120,000	-	-
583	MN 65	3003-47N	2019	MNDOT	**APP**SPP** MN 65, ON SBL, ISANTI/ANOKA CO LINE TO .2 MI S OF CR 55, ON NBL, FROM .6 MI S OF CR 55 TO .3 MI N OF CSAH 19, MILL AND OVERLAY; AND FROM .3 MI N OF CSAH 19 TO END OF 4 LANE; WHITETOPPING	15.0	RS	CONCRETE WHITE TOPPING	NHPP	8,600,000	6,880,000	-	-	1,720,000	-	-
584	MN 65	3003-47P	2019	MNDOT	**APP** MN 65, ON SBL, ISANTI/ANOKA CO LINE TO .2 MI S OF CR 55, ON NBL, FROM .6 MI S OF CR 55 TO .3 MI N OF CSAH 19, MILL AND OVERLAY; AND FROM .3 MI N OF CSAH 19 TO END OF 4 LANE; WHITETOPPING	15.0	RS	CONCRETE WHITE TOPPING	STBG	4,200,000	3,360,000	-	-	840,000	-	-

ATP 3		FY 2017-FY 2020 STATE TRANSPORTATION IMPROVEMENT PROGRAM (STIP)														
SEQ #	ROUTE SYSTEM	PROJECT NUMBER	YEAR	AGENCY	PROJECT DESCRIPTION	MILES	PRGM	WORK TYPE	FUNDS	TOTAL	FHWA	AC	FTA	TH	BOND	OTHER
585	MN 200	1106-15M	2019	MNDOT	MN 200, FROM JCT MN 371 TO MN 84, MILL & OVERLAY AND REPLACE BR 8136 & BR 8533 (DESIGNED BY DISTRICT 2 SP 1106-15 AND FUNDED BY ATP-3)	15.6	RS	MILL AND OVERLAY	STBG	6,370,000	5,096,000	-	-	1,274,000	-	-
586	MN 200	1106-15S	2019	MNDOT	MN 200, FROM S JCT OF MN 371 TO JCT MN 84, MILL AND OVERLAY INCLUDE SHOULDER PAVING (DESIGNED BY DISTRICT 2 SP 1106-15 AND FUNDED BY ATP-3 PORTION OF 450,000)	15.6	SH	MILL AND OVERLAY	HSIP	450,000	405,000	-	-	45,000	-	-
587	MN 371	1120-56M	2019	MNDOT	**SPP** MN 371, IN CASS LAKE FROM RAILROAD TRACKS TO US 2, RECONSTRUCTION (DESIGNED BY DISTRICT 2 SP 1120-56 AND FUNDED BY ATP-3 PORTION OF 1,500,000)	0.4	RC	GRADE AND SURFACE	NHPP	1,500,000	1,200,000	-	-	300,000	-	-
588	MN 371	1810-108	2019	MNDOT	MN 371, LANDSCAPING FROM NISSWA TO JENKINS AND ALONG NEW PEQUOT LAKES BYPASS	0.0	RB	LANDSCAPING	SF	500,000	-	-	-	500,000	-	-
589	US 10	7102-133	2019	MNDOT	**ELLA**SPP** US 10, FROM CLEAR LAKE TO BIG LAKE, MILL AND OVERLAY	14.2	RS	MILL AND OVERLAY	NHPP	5,700,000	4,560,000	-	-	1,140,000	-	-
590	US 12	8601-61	2019	MNDOT	**SPP** US 12, FROM 0.2 MI W OF SUNSET AVE TO 7TH ST SE IN COKATO, MILL AND OVERLAY, INCLUDES ADA WORK	1.6	RS	MILL AND OVERLAY	NHPP	1,500,000	1,200,000	-	-	300,000	-	-
591	US 169	4812-91	2019	MNDOT	US 169, CONSTRUCT REDUCED CONFLICT INTERSECTION AT JCT MILLE LACS CO CSAH 11 NORTH OF MILACA	0.0	SH	SAFETY TARGET	HSIP	1,550,000	1,395,000	-	-	155,000	-	-
592	US 169	4814-3355A	2019	MNDOT	**SPP** US 169, 2.2 MI S OF MILLE LACS/CROW WING CO LINE, REHAB BRIDGE #3355 OVER WHITE FISH CREEK	0.0	BI	BRIDGE REPAIR	NHPP	4,800,000	3,840,000	-	-	960,000	-	-
593	MN 999	8803-ADA-19	2019	MNDOT	DISTRICTWIDE SETASIDE - ADA - 2019	0.0	SC	SPOT IMPROVEMENT	SF	250,000	-	-	-	250,000	-	-
594	MN 999	8803-AM-19	2019	MNDOT	DISTRICTWIDE SETASIDE - COOPERATIVE AGREEMENTS - 2019	0.0	AM	COOP. CONST. AGREEMENT	SF	1,000,000	-	-	-	1,000,000	-	-
595	MN 999	8803-MA-19	2019	MNDOT	DISTRICTWIDE SETASIDE - MISC AGREEMENTS - 2019	0.0	MA	MISCELLANEOUS	SF	400,000	-	-	-	400,000	-	-
596	MN 999	8803-PD-19	2019	MNDOT	DISTRICTWIDE SETASIDE - PROJECT DELIVERY - 2019	0.0	CA	MISCELLANEOUS	SF	4,300,000	-	-	-	4,300,000	-	-
597	MN 999	8803-PM-19	2019	MNDOT	DISTRICTWIDE SETASIDE - PREVENTATIVE MAINTENANCE - 2019	0.0	PM	PREVENTIVE MAINTENANCE	SF	4,000,000	-	-	-	4,000,000	-	-
598	MN 999	8803-RB-19	2019	MNDOT	DISTRICTWIDE SETASIDE - LANDSCAPING - 2019	0.0	RB	LANDSCAPE PARTNERSHIP	SF	30,000	-	-	-	30,000	-	-
599	MN 999	8803-RW-19	2019	MNDOT	DISTRICTWIDE SETASIDE - RIGHT OF WAY - 2019	0.0	RW	RIGHT OF WAY	SF	1,500,000	-	-	-	1,500,000	-	-
600	MN 999	8803-RX-19	2019	MNDOT	DISTRICTWIDE SETASIDE - MISC ROAD & BRIDGE REPAIR (BARC) - 2019	0.0	RX	ROAD REPAIR	SF	2,500,000	-	-	-	2,500,000	-	-
601	MN 999	8803-SA-19	2019	MNDOT	DISTRICTWIDE SETASIDE - SUPPLEMENTAL AGREEMENTS - 2019	0.0	SA	SUPP. AGREE. & COST OVERRUNS	SF	4,000,000	-	-	-	4,000,000	-	-
602	MN 999	8803-SC-19	2019	MNDOT	DISTRICTWIDE SETASIDE - SAFETY IMPROVEMENTS - 2019	0.0	SC	TRAFFIC MGMT. SYSTEM	SF	300,000	-	-	-	300,000	-	-
										102,423,098	56,039,619	3,808,480	2,561,000	29,904,100	-	13,918,379

ATP 3	FY 2017-FY 2020 STATE TRANSPORTATION IMPROVEMENT PROGRAM (STIP)															
SEQ #	ROUTE SYSTEM	PROJECT NUMBER	YEAR	AGENCY	PROJECT DESCRIPTION	MILES	PRGM	WORK TYPE	FUNDS	TOTAL	FHWA	AC	FTA	TH	BOND	OTHER
603	CSAH 2	080-602-011	2020	WADENA COUNTY	WADENA CSAH 2, FROM N CITY LIMITS OF ALDRICH TO CSAH 26, RECONSTRUCTION	2.0	RC	GRADE AND SURFACE	STBG	496,000	395,846	-	-	-	-	100,154
604	CSAH 3	033-603-029	2020	KANABEC COUNTY	**AC** KANABEC COUNTY CSAH 3, FROM MN 65 TO CSAH 5, BITUMINOUS MILL & OVERLAY (AC PROJECT, PAYBACK IN 2021)	0.0	RS	MILL AND OVERLAY	STBG	797,360	449,640	941,240	-	-	-	347,720
605	CSAH 4	005-604-027AC	2020	BENTON COUNTY	**AC** CSAH 4, FROM BENTON CSAH 7 TO MILLE LACS CO LINE, RECLAIM AND RESURFACING (AC PAYBACK 1 OF 1)	0.0	RD	BITUMINOUS RECLAMATION	STBG	200,480	200,480	-	-	-	-	-
606	CSAH 10	030-610-014	2020	ISANTI COUNTY	ISANTI CSAH 10, FROM 0.3 MI N OF SOUTH JCT OF CSAH 5, 1 MILE WEST OF ISANTI, TO MN 95, BITUMINOUS OVERLAY	5.5	RS	BITUMINOUS OVERLAY	STBG	854,500	683,600	-	-	-	-	170,900
607	CSAH 13	018-613-005	2020	CROW WING COUNTY	CROW WING CSAH 13, FROM 1 MILE EAST OF THE NISSWA CITY LIMITS AT CROW WING CR 137 TO CSAH 4, RECONSTRUCTION	0.0	RC	GRADE AND SURFACE	STBG	1,705,000	1,358,997	-	-	-	-	346,003
608	CSAH 19	086-619-034	2020	WRIGHT COUNTY	WRIGHT COUNTY CSAH 19, FROM LAMPLIGHT DR TO N OF 70TH ST IN ALBERTVILLE, EXTEND MULTILANE ROADWAY	0.0	MC	GRADE AND SURFACE	STBG	5,000,000	2,505,520	-	-	-	-	2,494,480
609	CSAH 29	005-629-015	2020	BENTON COUNTY	BENTON COUNTY CSAH 29, REHAB BR #05525 OVER MISSISSIPPI RIVER IN SARTELL	0.0	BI	BRIDGE JOINTS	STBG	275,000	165,488	-	-	-	-	109,512
610	CSAH 34	049-634-016	2020	MORRISON COUNTY	MORRISON CSAH 34, FROM US 10 TO E BUCKMAN CITY LIMITS, MILL & OVERLAY	12.0	RS	MILL AND OVERLAY	STBG	1,160,000	922,457	-	-	-	-	237,543
611	CSAH 75	073-675-039	2020	STEARNS COUNTY	**AC**CSAH 75, FROM 0.1 MILES S OF 33RD ST S TO 0.1 MILES N OF 33RD ST S IN ST CLOUD, INTERSECTION IMPROVEMENTS (AC PROJECT, PAYBACK IN 2021)	0.0	SC	GRADE AND SURFACE	STBG	351,061	151,947	148,939	-	-	-	199,114
612	LOCAL 999	048-070-018	2020	MORRISON COUNTY	MORRISON COUNTY, INSTALL 6" LATEX MARKINGS ON MULTIPLE COUNTY ROADS	0.0	SH	STRIPING	HSIP	280,511	252,460	-	-	-	-	28,051
613	LOCAL 999	048-070-019	2020	MORRISON COUNTY	MORRISON COUNTY, INSTALL EDGELINE SINUSOIDAL RUMBLE STRIPES ON MULTIPLE COUNTY ROADS	0.0	SH	SAFETY TARGET	HSIP	373,333	336,000	-	-	-	-	37,333
614	LOCAL 999	077-070-012	2020	TODD COUNTY	TODD COUNTY, INSTALL GROUND IN WET REFLECTIVE PAVEMENT MARKINGS ON MULTIPLE COUNTY ROADS	0.0	SH	STRIPING	HSIP	323,560	291,204	-	-	-	-	32,356
615	LOCAL 999	077-070-013	2020	TODD COUNTY	TODD COUNTY, INSTALL 6" LATEX EDGE LINE PAVEMENT MARKINGS ON MULTIPLE COUNTY ROADS	0.0	SH	STRIPING	HSIP	150,037	135,033	-	-	-	-	15,004
616	LOCAL 999	8803-SHL-20	2020	MNDOT	DISTRICTWIDE SETASIDES - HIGHWAY SAFETY IMPROVEMENT PROGRAM - 2020	0.0	SH	SAFETY TARGET	HSIP	1,761,448	1,585,303	-	-	-	-	176,145
617	MSAS 109	191-109-006	2020	SAUK RAPIDS	SAUK RAPIDS MSAS 109, FROM SUMMIT AVE S TO US 10, IN SAUK RAPIDS, RECONSTRUCTION BENTON DR INCL ROADWAY, SIDEWALK, DRAINAGE AND LIGHTING	0.0	RC	GRADE AND SURFACE	STBG	2,270,000	1,366,025	-	-	-	-	903,975
618	PED/BIKE	071-090-004AC	2020	SHERBURNE COUNTY	**AC** CONSTRUCT 10-FT PAVED TRAIL ALONG SHERBURNE CSAH 24/CENTRAL AVENUE SE FROM EXISTING TRAIL AT ROLLING RIDGE RD TO 117 ST SE IN BECKER AND INSTALL A PEDESTRIAN-ACTIVATED CROSSWALK FLASHER (AC PROJECT, PAYBACK 1 OF 1)	0.0	EN	PEDESTRIAN BIKE TRAIL	SFBGTA	175,080	175,080	-	-	-	-	-
619	PED/BIKE	086-090-007	2020	WRIGHT COUNTY	PAVE AGGRETATE TRAIL ALONG WRIGHT COUNTY CSAH 12 FROM BUFFALO CITY LIMITS TO MONTROSE CITY LIMITS	5.0	EN	PEDESTRIAN BIKE TRAIL	SFBGTA	371,100	296,880	-	-	-	-	74,220



ATP 3		FY 2017-FY 2020 STATE TRANSPORTATION IMPROVEMENT PROGRAM (STIP)														
SEQ #	ROUTE SYSTEM	PROJECT NUMBER	YEAR	AGENCY	PROJECT DESCRIPTION	MILES	PRGM	WORK TYPE	FUNDS	TOTAL	FHWA	AC	FTA	TH	BOND	OTHER
620	PED/BIKE	089-591-001AC	2020	MILLE LACS BAND OF OJIBWE	**AC** CONSTRUCT 1.1 MILES OF SIDEWALK IN VINELAND ALONG OODENA DRIVE AND VIRGO ROAD AROUND MILLE LACS BAND OF OJIBWE FACILITIES (AC PAYBACK 1 OF 1)	0.0	EN	PED./BIKE IMPROVEMENT	SFBGTA	240,040	240,040	-	-	-	-	-
621	PED/BIKE	108-591-005AC	2020	BRAINERD	**AC** CONSTRUCT SIDEWALK EXTENSIONS NEAR LOWELL SCHOOL AND GARFIELD SCHOOL IN BRAINERD AND INCLUDES ASSOCIATED SIDEWALK ALONG MN 371B FROM JOSEPH ST TO INDUSTRIAL PARK ROAD/BUFFALO HILLS LANE JCT (AC PAYBACK 1 OF 1)	0.0	EN	PED./BIKE IMPROVEMENT	SFBGTA	408,000	408,000	-	-	-	-	-
622	PED/BIKE	162-090-007	2020	ST. CLOUD	CONSTRUCT BEAVER ISLAND TRAIL PHASE 8 FROM THE EXISTING TRAIL AT ST CLOUD'S WASTE WATER TREATMENT FACILITY TO THE SOUTH ST CLOUD CITY LIMITS	0.0	EN	PEDESTRIAN BIKE TRAIL	SFBGTA	600,000	480,000	-	-	-	-	120,000
623	I 94	8680-173	2020	MNDOT	**SPP**I-94, FROM MN 24 IN CLEARWATER TO 0.3 MI E OF BRIDGE #86802 UNDER CSAH 39 NEAR MONTICELLO (WBL), UNBONDED CONCRETE OVERLAY	14.0	RS	UNBONDED CONCRETE OVERLAY	NHPP	16,000,000	14,400,000	-	-	1,600,000	-	-
624	MN 4	7301-38	2020	MNDOT	**ELLA** MN 4, FROM MN 55 TO I-94, AND ON MN 55 FROM WESTERN KANDIYOHI/STEARNS CO LINE TO THE EAST LIMITS OF PAYNESVILLE, MILL AND OVERLAY (DESIGNED BY ATP 3, ATP 8 PORTION OF \$4.7M)	31.5	RS	MILL AND OVERLAY	STBG	5,700,000	4,560,000	-	-	1,140,000	-	-
625	MN 15	7303-50	2020	MNDOT	MN 15, FROM RAILROAD CROSSING IN KIMBALL TO 66TH AVE IN ST AUGUSTA, RECLAMATION	12.1	RD	BITUMINOUS RECLAMATION	STBG	6,200,000	4,960,000	-	-	1,240,000	-	-
626	MN 24	8611-26	2020	MNDOT	MN 24, FROM MN 55 TO N POPLAR AVE IN ANNANDALE, MILL AND OVERLAY, INCLUDES ADA WORK	0.7	RS	MILL AND OVERLAY	SF	1,900,000	-	-	-	1,900,000	-	-
627	MN 25	8604-37AC	2020	MNDOT	**AC** MN 25, FROM 0.1 MI SOUTH OF 1ST ST S TO 0.1 MI NORTH OF WRIGHT CR 147 IN BUFFALO, URBAN RECONSTRUCTION (AC PROJECT, AC PAYBACK 1 OF 1)	0.5	RC	GRADE AND SURFACE	STBG	3,200,000	3,200,000	-	-	-	-	-
628	MN 65	3004-62	2020	MNDOT	MN 65, CONSTRUCT INTERSECTION SAFETY IMPROVEMENTS AT JCT OF MN 65 AND MN 107 SOUTH OF BRAHAM	0.0	SH	GRADE AND SURFACE	HSIP	1,000,000	900,000	-	-	100,000	-	-
629	MN 84	1110-11	2020	MNDOT	MN 84, REPLACE BRIDGE #6499 OVER NORWAY BROOK DAM IN PINE RIVER	0.0	BR	BRIDGE REPLACEMENT	STBG	3,270,000	2,616,000	-	-	654,000	-	-
630	US 71	7708-41	2020	MNDOT	**SPP**US 71, IN LONG PRAIRIE, REPLACE BRIDGE #6852 OVER LONG PRAIRIE RIVER	0.0	BR	BRIDGE REPLACEMENT	NHPP	2,700,000	2,160,000	-	-	540,000	-	-
631	MN 999	8803-AM-20	2020	MNDOT	DISTRICTWIDE SETASIDE - COOPERATIVE AGREEMENTS - 2020	0.0	AM	COOP. CONST. AGREEMENT	SF	1,000,000	-	-	-	1,000,000	-	-
632	MN 999	8803-MA-20	2020	MNDOT	DISTRICTWIDE SETASIDE - MISC AGREEMENTS - 2020	0.0	MA	MISCELLANEOUS	SF	400,000	-	-	-	400,000	-	-
633	MN 999	8803-PD-20	2020	MNDOT	DISTRICTWIDE SETASIDE - PROJECT DELIVERY - 2020	0.0	CA	MISCELLANEOUS	SF	4,400,000	-	-	-	4,400,000	-	-
634	MN 999	8803-PM-20	2020	MNDOT	DISTRICTWIDE SETASIDE - PREVENTATIVE MAINTENANCE - 2020	0.0	PM	PREVENTIVE MAINTENANCE	SF	4,000,000	-	-	-	4,000,000	-	-
635	MN 999	8803-RB-20	2020	MNDOT	DISTRICTWIDE SETASIDE - LANDSCAPING - 2020	0.0	RB	LANDSCAPE PARTNERSHIP	SF	30,000	-	-	-	30,000	-	-
636	MN 999	8803-RW-20	2020	MNDOT	DISTRICTWIDE SETASIDE - RIGHT OF WAY - 2020	0.0	RW	RIGHT OF WAY	SF	2,000,000	-	-	-	2,000,000	-	-
637	MN 999	8803-RX-20	2020	MNDOT	DISTRICTWIDE SETASIDE - MISC ROAD & BRIDGE REPAIR (BARC) - 2020	0.0	RX	ROAD REPAIR	SF	2,500,000	-	-	-	2,500,000	-	-
638	MN 999	8803-SA-20	2020	MNDOT	DISTRICTWIDE SETASIDE - SUPPLEMENTAL AGREEMENTS - 2020	0.0	SA	SUPP. AGREE. & COST OVERRUNS	SF	5,100,000	-	-	-	5,100,000	-	-

ATP 3		FY 2017-FY 2020 STATE TRANSPORTATION IMPROVEMENT PROGRAM (STIP)														
SEQ #	ROUTE SYSTEM	PROJECT NUMBER	YEAR	AGENCY	PROJECT DESCRIPTION	MILES	PRGM	WORK TYPE	FUNDS	TOTAL	FHWA	AC	FTA	TH	BOND	OTHER
639	MN 999	8803-SC-20	2020	MNDOT	DISTRICTWIDE SETASIDE - SAFETY IMPROVEMENTS - 2020	0.0	SC	TRAFFIC MGMT. SYSTEM	SF	300,000	-	-	-	300,000	-	-
640	MN 999	8803-SHS-20	2020	MNDOT	DISTRICTWIDE SETASIDES - HIGHWAY SAFETY IMPROVEMENT PROGRAM - 2020	0.0	SH	SAFETY TARGET	HSIP	1,000,000	900,000	-	-	100,000	-	-
										78,492,510	46,096,000	1,090,179	-	27,004,000	-	5,392,510

# Areawide Tra

A map of Minnesota showing its 87 counties. The map is divided into eight numbered regions, each enclosed by a thick black border. Region 1 is in the northeast, including Cook, Lake, and St. Louis counties. Region 2 is in the northwest, including Kittson, Roseau, Marshall, Pennington, Red Lake, Polk, Beltrami, Clearwater, Norman, and Mahanomen counties. Region 3 is in the central-north, including Koochiching, Itasca, Beltrami, Hubbard, Cass, Aitkin, Carlton, and Pine counties. Region 4 is a shaded area in the west-central part, including Clay, Becker, Wilkin, Otter Tail, Grant, Douglas, Traverse, Stevens, Pope, Big Stone, and Swift counties. Region 5 is in the central-south, including Wadena, Crow Wing, Aitkin, Carlton, Pine, Todd, Morrison, Mille Lacs, Kanabec, Isanti, Anoka, Hennepin, Ramsey, Washington, and Chicago counties. Region 6 is in the southeast, including Goodhue, Wabasha, Dodge, Olmsted, Winona, Steele, Rice, Le Sueur, Nicollet, Brown, Watonwan, Cottonwood, Murray, Pipestone, Lincoln, Lyon, Redwood, Renville, McLeod, Carver, Scott, Dakota, and Houston counties. Region 7 is in the south-central part, including Kandiyohi, Meeker, Wright, Sibley, Sibley, Le Sueur, Nicollet, Brown, Watonwan, Cottonwood, Murray, Pipestone, Lincoln, Lyon, Redwood, Renville, McLeod, Carver, Scott, Dakota, and Houston counties. Region 8 is in the southwest, including Chippewa, Lac qui Parle, Yellow Medicine, Lincoln, Lyon, Redwood, Renville, McLeod, Carver, Scott, Dakota, and Houston counties. The Metro area is labeled in a circle in the southeast, covering Hennepin, Ramsey, Washington, and Chicago counties.

**Jody Martinson**  
**Transportation District Engineer**  
**(218) 846-3603**  
**1000 Hwy 10 West**  
**Detroit Lakes, Minnesota 56501**  
**General Information: (218) 846-3600**  
**(800)-657-3984**



ATP 4	FY 2017-FY 2020 STATE TRANSPORTATION IMPROVEMENT PROGRAM (STIP)															
SEQ #	ROUTE SYSTEM	PROJECT NUMBER	YEAR	AGENCY	PROJECT DESCRIPTION	MILES	PRGM	WORK TYPE	FUNDS	TOTAL	FHWA	AC	FTA	TH	BOND	OTHER
641	BB	TRF-0034-17A	2017	MOORHEAD	SECT 5307: CITY OF MOORHEAD TRANSIT OPERATING ASSISTANCE	0.0	B9	OPERATE BUS	FTA	2,855,400	-	-	416,000	-	-	2,439,400
642	BB	TRF-0034-17B	2017	MOORHEAD	SECT 5307: MOORHEAD PLANNING ASSISTANCE	0.0	B9	PLANNING	FTA	22,000	-	-	17,600	-	-	4,400
643	BB	TRF-0034-17D	2017	MOORHEAD	CITY OF MOORHEAD, PURCHASE BUS (CLASS 400) AND BUS RELATED EQUIPMENT	0.0	B9	PREVENTIVE MAINTENANCE	FTA	65,000	-	-	52,000	-	-	13,000
644	BB	TRF-0034-17E	2017	MOORHEAD	SECT 5307: PURCHASE OF ONE (1) FIXED ROUTE CLASS 700 BUS (REPLACES UNIT 591)	0.0	B9	PREVENTIVE MAINTENANCE	FTA	482,000	-	-	385,600	-	-	96,400
645	BB	TRF-0034-17F	2017	MOORHEAD	SECTION 5307: PURCHASE OF ONE (1) FIXED ROUTE CLASS 700 BUS (REPLACES UNIT 592)	0.0	B9	PREVENTIVE MAINTENANCE	FTA	482,000	-	-	385,600	-	-	96,400
646	BB	TRF-0034-17G	2017	MOORHEAD	SECTION 5307: PURCHASE OF ONE (1) FIXED ROUTE CLASS 700 BUS (REPLACES UNIT 593)	0.0	B9	PREVENTIVE MAINTENANCE	FTA	482,000	-	-	385,600	-	-	96,400
647	RR	03-00126	2017	MNDOT	BNSF RR, INSTALL GATES, 3 MILES NW OF DETROIT LAKES ON CR 144	0.0	SR	RAILROAD SIGNAL	RRS	210,004	210,004	-	-	-	-	-
648	RR	21-00123	2017	MNDOT	CP RR, CSAH 15	0.0	SR	RAILROAD SIGNAL	RRS	250,000	5,000	-	-	-	-	245,000
649	RR	21-00124	2017	MNDOT	CP RR, T502, MELLOW LANE SW	0.0	SR	RAILROAD SIGNAL	RRS	250,000	5,000	-	-	-	-	245,000
650	RR	26-00107	2017	MNDOT	BNSF RR, INSTALL GATES, M13, 3RD ST W, HERMAN	0.0	SR	RAILROAD SIGNAL	RRS	473,370	473,370	-	-	-	-	-
651	RR	56-00133	2017	MNDOT	BNSF RR, INSTALL GATES, T114, 1 MI SE OF NEW YORK MILLS ON 550TH AVE	0.0	SR	RAILROAD SIGNAL	RRS	445,868	445,868	-	-	-	-	-
652	RR	61-00106	2017	MNDOT	CP RR, INSTALL GATES, CSAH 35, 1 MILE EAST OF GLENWOOD ON 195TH AVE	0.0	SR	RAILROAD SIGNAL	RRS	213,833	213,833	-	-	-	-	-
653	RR	61-00107	2017	MNDOT	CP RR, INSTALL GATES, T179, 240TH AVE	0.0	SR	RAILROAD SIGNAL	RRS	250,000	5,000	-	-	-	-	245,000
654	RR	61-00108	2017	MNDOT	CP RR, T117, 140TH ST	0.0	SR	RAILROAD SIGNAL	RRS	250,000	5,000	-	-	-	-	245,000
655	RR	7604-23	2017	MNDOT	BNSF RR, INSTALL GATES, 0.5 MILES SW OF BENSON ON US 12	0.0	SR	RR XING IMPROVEMENTS	RRS	275,000	275,000	-	-	-	-	-
656	CR 70	075-598-008	2017	STEVENS	CR 70, OVER THE POMME DE TERRE RIVER, REPLACE BRIDGE #89990 WITH BRIDGE #75J15	0.7	BR	BRIDGE REPLACEMENT	BROS	428,000	268,800	-	-	-	-	159,200
657	CR 70	102-103-002	2017	ALEXANDRIA	CR 70, ON BIRCH AVE, FROM CSAH 82 TO GENEVA ROAD, BITUMINOUS MILL AND OVERLAY, ON TH 29 EAST FRONTAGE ROAD, FROM TWIN BLVD TO TH 29, URBAN GRADING (ASSOCIATED SP 102-144-001)	1.4	RS	GRADE AND SURFACE	STBG	1,220,000	976,000	-	-	-	-	244,000
658	CSAH 3	078-070-003S	2017	TRAVERSE COUNTY	TRAVERSE COUNTY LOCAL HSIP, ON CSAH 3, FROM S COUNTY LINE TO TH 27, BITUMINOUS OVERLAY, SHOULDER PAVEMENT, SAFETY WEDGE AND RUMBLE STRIPES (ASSOCIATED TO SP 078-603-006)	9.1	SH	SHOULDER REPAIR	HSIP	1,980,000	328,752	-	-	-	-	1,651,248
659	CSAH 6	076-606-045	2017	SWIFT COUNTY	ON CSAH 6, TH 29 TO CSAH 35 IN KERKHOVEN, MILL AND OVERLAY	13.4	RS	MILL AND OVERLAY	STBG	5,538,000	2,162,771	-	-	-	-	3,375,229
660	CSAH 18	003-618-001AC	2017		**AC** ON CSAH 18, FROM CSAH 7 TO TH 59 IN OGEMA, BITUMINOUS RECLAMATION (AC PAYBACK 1 OF 1)	0.0			STBG	435,000	435,000	-	-	-	-	-
661	CSAH 22	003-070-012	2017	BECKER COUNTY	**SEC164**US 59/CSAH 22, BECKER COUNTY AGREEMENT, ROUNDABOUT, GRADING, BITUMINOUS MILL AND SURFACING, AND ADA IMPROVEMENTS (ASSOCIATED TO SP 0304-34)	0.0	SH	GRADING	HSIP	856,000	856,000	-	-	-	-	-
662	LOCAL 999	006-072-002	2017	BIG STONE COUNTY	**AC** DISTRICTWIDE LOCAL HSIP - LIGHTING, VARIOUS LOCATIONS (ASSOCIATED SP 8824-145, AC PROJECT, PAYBACK IN 2018)	0.0	SH	LIGHTING	HSIP	14,000	-	360,900	-	-	-	14,000
663	LOCAL 999	056-072-001	2017	OTTER TAIL COUNTY	DISTRICTWIDE LOCAL HSIP, LATEX AND EPOXY EDGELINES	0.0	SH	STRIPING	HSIP	1,134,347	1,020,912	-	-	-	-	113,435

ATP 4	FY 2017-FY 2020 STATE TRANSPORTATION IMPROVEMENT PROGRAM (STIP)															
SEQ #	ROUTE SYSTEM	PROJECT NUMBER	YEAR	AGENCY	PROJECT DESCRIPTION	MILES	PRGM	WORK TYPE	FUNDS	TOTAL	FHWA	AC	FTA	TH	BOND	OTHER
664	MSAS 110	190-110-006AC	2017	MORRIS	**AC** MSAS 110, ON PACIFIC AVE FROM WEST 5TH ST (TH 28) TO WEST 6TH ST, BITUMINOUS RECLAIM AND STORM SEWER: ON OREGON AVE FROM 8TH TO 9TH ST E & 4TH TO ELM STREET, GRADING/BITUMINOUS RECLAIM/UTILITIES AND ON 5TH ST FROM OREGON TO CALIFORNIA AVE IN MORRIS, BITUMINOUS RECLAIM (ASSOCIATED SP 190-115-002, 190-117-001) (AC PAYBACK, 1 OF 1)	0.8	RC	GRADE AND SURFACE	STBG	256,998	256,998	-	-	-	-	-
665	PED/BIKE	144-090-017	2017	MOORHEAD	REPLACE OAK GROVE/MEMORIAL PARK PED/BIKE BRIDGE OVER THE RED RIVER IN MOORHEAD	0.0	EN	PEDESTRIAN BIKE TRAIL	STBGTA	1,050,000	420,000	-	-	-	-	630,000
666	I 94	1481-9066B	2017	MNDOT	**SPP** I-94, BRIDGE PAINTING AND REPAIR OVER THE RED RIVER (BRIDGE # 9066, 9067)	0.1	BI	PAINT BRIDGE	NHPP	1,500,000	567,000	-	-	63,000	-	870,000
667	I 94	2180-108	2017	MNDOT	ON I94, GRADING, BITUMINOUS MILL & SURFACING, AND RE-DECK BRIDGE #21821 ON TH 27	0.4	BR	GRADE AND BRIDGE	NHPP	1,500,000	1,350,000	-	-	150,000	-	-
668	MN 9	2601-19	2017	MNDOT	MN 9, FROM MN 27 TO MN 55, GRADING, BITUMINOUS MILLING AND SURFACING, ADA IMPROVEMENTS	18.5	RS	MILL AND OVERLAY	STBG	4,616,380	3,693,104	-	-	923,276	-	-
669	MN 9	8409-23	2017	MNDOT	MN 9, AT DEERHORN CREEK, GRADING, BITUMINOUS SURFACING AND REPLACE OLD BRIDGE #6783 WITH NEW BRIDGE #84007	0.1	BR	GRADE AND BRIDGE	STBG	789,826	631,861	-	-	157,965	-	-
670	MN 28	0605-16	2017	MNDOT	MN 28, FROM EAST OF TH 7 TO TH 75, GRADING, BASE, BITUMINOUS MILL AND SURFACING	11.9	RS	MILL AND OVERLAY	STBG	3,293,249	2,634,599	-	-	658,650	-	-
671	MN 29	7608-19	2017	MNDOT	**ADA** ON TH 29, IN BENSON FROM CLARK AVE TO WOOD AVE. ON TH 9, FROM WEST OF CHIPPEWA RIVER TO SUNWALL AVE., ON TH 12, FROM WEST OF 19TH ST TO WEST OF CSAH 25, GRADING, BITUMINOUS PAVEMENT, SIGNALS, ADA	4.2	SC	TRAFFIC SIGNAL REVISION	NHPP	1,611,631	-	-	-	1,611,631	-	-
672	MN 29	7608-20	2017	MNDOT	**DEB** ON TH 29, FROM S OF OAKWOOD AVE. TO CHIPPEWA RIVER, ON TH 9, FROM CHIPPEWA RIVER TO N OF CSAH 104. ON TH 12, FROM 181/2ND ST S TO W OF CSAH 25, BITUMINOUS MILL AND OVERLAY	4.5	RS	MILL AND OVERLAY	NHPP	2,486,008	1,947,805	-	-	486,951	-	51,252
673	MN 32	1402-19	2017	MNDOT	**AC** MN 32, JCT OF TH 34 TO JCT TH 10, MILL AND OVERLAY (AC PROJECT, PAYBACK IN 2018)	15.5	RS	MILL AND OVERLAY	STBG	2,732,092	1,785,674	2,000,000	-	946,418	-	-
674	US 10	0301-63	2017	MNDOT	**SPP** US 10 (EB), FROM WEST OF TH 59 TO EAST OF SUMMIT AVE, GRADING, CONCRETE AND BITUMINOUS SURFACING, ADA IMPROVEMENTS & REPLACE BRIDGE #03003 WITH NEW BRIDGE #03011, AND PAINT BRIDGE #03004A OVER CP RAILROAD IN DETROIT LAKES	0.6	BR	GRADE AND BRIDGE	NHPP	4,572,529	3,657,897	-	-	905,092	-	9,540
675	US 10	1401-171	2017	MNDOT	**CHAP 152** US 10, FROM E OF CSAH 17 TO W OF 110ST S, GRADING, BITUMINOUS MILL/OVERLAY, BITUMINOUS SURFACING, ADA IMPROVMENTS AND SIGNAL SYSTEM (\$2.0M CHAP 152)	1.1	RC	MILL AND OVERLAY	BF	2,629,925	-	-	-	450,059	2,000,000	179,866
676	US 12	7605-89	2017	MNDOT	**ELLA** ADA** US 12, JCT CSAH 25 (E OF BENSON) TO KERKHOVEN, MILL AND OVERLAY, ADA	16.0	RS	MILL AND OVERLAY	NHPP	3,246,835	2,540,265	-	-	635,066	-	71,504

ATP 4	FY 2017-FY 2020 STATE TRANSPORTATION IMPROVEMENT PROGRAM (STIP)															
SEQ #	ROUTE SYSTEM	PROJECT NUMBER	YEAR	AGENCY	PROJECT DESCRIPTION	MILES	PRGM	WORK TYPE	FUNDS	TOTAL	FHWA	AC	FTA	TH	BOND	OTHER
677	US 59	0304-34	2017	MNDOT	**SEC164** US 59, AT CSAH 22, GRADING, BITUMINOUS MILL & OVERLAY, BITUMINOUS SURFACING, ROUNDABOUT, ADA IMPROVEMENTS (ASSOCIATED TO SP 003-070-012)	1.0	SH	GRADE AND SURFACE	HSIP	1,144,000	1,144,000	-	-	-	-	-
678	US 59	0305-34	2017	MNDOT	**SPP**AC**US 59, FROM 0.4 MILES SOUTH OF THE BUFFALO RIVER TO NORTH OF 440TH ST SE, GRADING, BITUMINOUS MILL AND SURFACING, LIGHTING & ADA IMPROVEMENTS, (DESIGNED BY DIST 4, FUNDED BY ATP 4 & ATP 2, ATP 4 \$11,872,000; ATP 2 SP 6008-15M \$620,974) AC PROJECT, PAYBACK IN 2018	36.0	RS	MILL AND OVERLAY	NHPP	8,441,289	5,997,600	3,500,000	-	2,374,400	-	69,289
679	US 59	7609-10	2017	MNDOT	**DEB**US 59, FROM TH 119 TO TH 12, GRADING, BITUMINOUS MILL AND SURFACING, AND END POST RECONSTRUCTION AT BRIDGE #76002	8.5	RS	MILL AND OVERLAY	NHPP	2,599,184	2,079,347	-	-	519,837	-	-
680	US 75	1406-66AC	2017	MNDOT	**PODI**AC** US 75 I-94/TH 75 INTERCHANGE MODIFICATION, GRADING, BITUMINOUS AND CONCRETE SURFACING, BITUMINOUS MILL AND OVERLAY, SIGNALS, LIGHTING, ADA IMPROVEMENTS, & BRIDGE #14X11 AND 14X12 (AC PAYBACK 1 OF 1)	1.5	MC	BRIDGE APPROACHES	NHPP	5,000,000	5,000,000	-	-	-	-	-
681	US 75	8406-20	2017	MNDOT	US 75, REPLACE OLD BRIDGE #9314 WITH NEW BRIDGE#84X02, OVER DORAN SLOUGH	0.5	BR	BRIDGE REPLACEMENT	STBG	735,514	588,411	-	-	147,103	-	-
682	MN 999	8804-AM-17	2017	MNDOT	DISTRICTWIDE SETASIDES - MUNICIPAL AGREEMENTS - 2017	0.0	AM	COOPERATIVE CONST. AGREEMENT	SF	300,000	-	-	-	300,000	-	-
683	MN 999	8804-MA-17	2017	MNDOT	DISTRICTWIDE SETASIDES - MISCELLANEOUS AGREEMENTS - 2017	0.0	MA	MISCELLANEOUS	SF	75,000	-	-	-	75,000	-	-
684	MN 999	8804-PD-17	2017	MNDOT	DISTRICTWIDE SETASIDES - PROJECT DELIVERY - 2017	0.0	CA	MISCELLANEOUS	SF	3,250,000	-	-	-	3,250,000	-	-
685	MN 999	8804-RW-17	2017	MNDOT	DISTRICTWIDE SETASIDES - RIGHT-OF-WAY - 2017	0.0	RW	RIGHT OF WAY	SF	1,100,000	-	-	-	1,100,000	-	-
686	MN 999	8804-RX-17	2017	MNDOT	DISTRICTWIDE SETASIDES - BARC - 2017	0.0	RX	BITUMINOUS OVERLAY	SF	2,416,279	-	-	-	2,416,279	-	-
687	MN 999	8804-SA-17	2017	MNDOT	DISTRICTWIDE SETASIDES - SUPP AGREE/COST OVERRUNS - 2017	0.0	SA	SUPP. AGREE. & COST OVERRUNS	SF	3,500,000	-	-	-	3,500,000	-	-
688	MN 999	8824-136	2017	MNDOT	**DEB**DISTRICTWIDE SAFETY IMPROVEMENTS (STATE HSIP) - RUMBLE/MUMBLE STRIPES, VARIOUS LOCATIONS	0.0	SH	MISCELLANEOUS	HSIP	1,100,000	990,000	-	-	110,000	-	-
689	MN 999	8824-145	2017	BIG STONE COUNTY	DISTRICTWIDE LOCAL HSIP - LIGHTING, VARIOUS LOCATIONS (ASSOCIATED TO SP 006-072-002)	0.0	SC	LIGHTING	SF	26,100	-	-	-	26,100	-	-
										78,584,660	42,970,871	5,860,900	1,642,400	20,806,827	2,000,000	11,164,563

ATP 4	FY 2017-FY 2020 STATE TRANSPORTATION IMPROVEMENT PROGRAM (STIP)															
SEQ #	ROUTE SYSTEM	PROJECT NUMBER	YEAR	AGENCY	PROJECT DESCRIPTION	MILES	PRGM	WORK TYPE	FUNDS	TOTAL	FHWA	AC	FTA	TH	BOND	OTHER
690	BB	TRF-0034-18A	2018	MOORHEAD	SECT 5307: CITY OF MOORHEAD TRANSIT OPERATING ASSISTANCE	0.0	B9	OPERATE BUS	FTA	2,968,800	-	-	428,000	-	-	2,540,800
691	BB	TRF-0034-18B	2018	MOORHEAD	SECT 5307: MOORHEAD PLANNING ASSISTANCE	0.0	B9	PLANNING	FTA	22,000	-	-	17,600	-	-	4,400
692	BB	TRF-0034-18D	2018	MOORHEAD	CITY OF MOORHEAD, PURCHASE BUS (CLASS 400) AND BUS RELATED EQUIPMENT	0.0	B9	PREVENTIVE MAINTENANCE	FTA	66,625	-	-	53,300	-	-	13,325
693	BB	TRF-0034-18E	2018	MOORHEAD	CITY OF MOORHEAD, PURCHASE VAN (CLASS 200) AND VAN RELATED EQUIPMENT	0.0	B9	PREVENTIVE MAINTENANCE	FTA	26,000	-	-	20,800	-	-	5,200
694	RR	03-00127	2018	MNDOT	BNSF RR, INSTALL GATES, T684, INDY 500 RD	0.0	SR	RAILROAD SIGNAL	RRS	275,000	275,000	-	-	-	-	-
695	RR	56-00134	2018	MNDOT	BNSF RR, INSTALL GATES, T312, 505TH ST	0.0	SR	RAILROAD SIGNAL	RRS	275,000	275,000	-	-	-	-	-
696	RR	6112-11	2018	MNDOT	CP RR, INSTALL GATES, MNTH 114	0.0	SR	RAILROAD SIGNAL	RRS	275,000	275,000	-	-	-	-	-
697	RR	75-00107	2018	MNDOT	BNSF RR, INSTALL GATES, M63, NORTHRIDGE DR	0.0	SR	RAILROAD SIGNAL	RRS	275,000	275,000	-	-	-	-	-
698	CR 136	044-598-009	2018	MAHNOMEN	CR 136, REPLACE OLD BRIDGE #92592 WITH NEW BRIDGE #44J06 OVER MARSH CREEK, 1.15 MILES EAST OF CSAH 8	0.2	BR	BRIDGE REPLACEMENT	BROS	236,000	188,800	-	-	-	-	47,200
699	CSAH 5	021-605-026	2018	DOUGLAS COUNTY	CSAH 5, FROM TH 29 TO E CO LINE, BITUMINOUS RECLAMATION AND SURFACING	8.0	RD	BITUMINOUS RECLAMATION	STBG	2,677,556	1,381,867	-	-	-	-	1,295,689
700	CSAH 14	014-614-001	2018	CLAY COUNTY	**AC**CSAH 14, 1.8 MI E OF TH 336 REPLACE OLD BR# 92440 WITH NEW BR# 14555 OVER THE SOUTH BRANCH OF THE BUFFALO RIVER, (AC PROJECT, PAYBACK IN 2019)	0.0	BR	BRIDGE REPLACEMENT	STBG	827,500	515,000	172,500	-	-	-	312,500
701	CSAH 23	006-623-004	2018	BIG STONE COUNTY	CSAH 23, FROM TH7 TO TH12, BITUMINOUS MILL AND OVERLAY,	3.9	RS	MILL AND OVERLAY	STBG	700,000	560,000	-	-	-	-	140,000
702	LOCAL 999	006-072-002AC	2018	BIG STONE COUNTY	DISTRICTWIDE LOCAL HSIP - LIGHTING, VARIOUS LOCATIONS (AC PAYBACK, 1 OF 1)	0.0	SH	LIGHTING	HSIP	360,900	360,900	-	-	-	-	-
703	LOCAL 999	014-072-002	2018	CLAY COUNTY	DISTRICTWIDE LOCAL HSIP - LIGHTING, VARIOUS LOCATIONS (ASSOCIATED SP 8824-146)	0.0	SH	LIGHTING	HSIP	467,778	421,000	-	-	19,000	-	27,778
704	LOCAL 999	021-070-009	2018	DOUGLAS COUNTY	COUNTYWIDE LOCAL HSIP - ENHANCED PAVEMENT MARKINGS, VARIOUS LOCATIONS	0.0	SH	STRIPING	HSIP	83,250	74,925	-	-	-	-	8,325
705	LOCAL 999	056-070-023	2018	OTTER TAIL COUNTY	COUNTYWIDE LOCAL HSIP - ENHANCED EDGELINE LINE MARKINGS, VARIOUS LOCATIONS	0.0	SH	STRIPING	HSIP	232,205	208,985	-	-	-	-	23,220
706	LOCAL 999	056-070-024	2018	OTTER TAIL COUNTY	COUNTYWIDE LOCAL HSIP - SHOULDER PAVING AND RUMBLE STRIPS ON CURVES, VARIOUS LOCATIONS	0.0	SH	STRIPING	HSIP	282,313	254,082	-	-	-	-	28,231
707	MSAS 129	144-129-005	2018	MOORHEAD	**AC**MSAS 129, 15TH AVE N FROM RED RIVER TO 28TH ST N, MILL AND OVERLAY, SIDEWALK/SHARED USE PATH, LIGHTING, SIGNAL, AND 28TH ST N FROM TH10 TO 15TH AVE N- MILL AND OVERLAY/BIKE LANE (ASSOC TO 1407-275) (AC PROJECT, PAYBACK IN 2019)	1.8	RS	MILL AND OVERLAY	STBG	2,016,700	1,461,553	283,300	-	-	-	555,147
708	PED/BIKE	061-090-006	2018	POPE COUNTY	COMPLETE STREETS ON TH 28 IN GLENWOOD	4.0	EN	PEDESTRIAN BIKE TRAIL	STBGTA	530,082	424,065	-	-	-	-	106,017
709	PED/BIKE	084-090-003	2018	WILKIN COUNTY	FROM BEEDE AVENUE TO 3300 FEET NORTH OF THE SOUTH JCT OF TH 210 IN RECKENRIDGE, MULTI-USE TRAIL	1.0	EN	PEDESTRIAN BIKE TRAIL	STBGTA	584,660	467,728	-	-	-	-	116,932
710	I 94	1480-175	2018	MNDOT	I-94, RED RIVER WEIGH STATION SIGNING (FUNDED BY DISTRICT C)	0.0	RB	SIGNING	NHPP	70,000	63,000	-	-	7,000	-	-
711	I 94	1480-176	2018	OTTER TAIL COUNTY	I-94, RED RIVER, ERSKINE AND SAGINAW WEIGH SCALES, REPLACE LIGHTING SYSTEMS (DESIGNED BY DIST 4, FUNDED BY DISTRICT C, ATP 4 \$350,000; ATP 2 SP 6005-66 \$250,000 AND ATP 1 SP 6907-49 \$300,000)	0.0	RB	LIGHTING	STBG	350,000	315,000	-	-	35,000	-	-



ATP 4	FY 2017-FY 2020 STATE TRANSPORTATION IMPROVEMENT PROGRAM (STIP)															
SEQ #	ROUTE SYSTEM	PROJECT NUMBER	YEAR	AGENCY	PROJECT DESCRIPTION	MILES	PRGM	WORK TYPE	FUNDS	TOTAL	FHWA	AC	FTA	TH	BOND	OTHER
712	I 94	2180-104	2018	MNDOT	**SPP**I94, OVER LATOKA LAKE, REPLACE OLD BR#21805 WITH NEW BR#21829 AND REPLACE OLD BR#21806 WITH NEW BR#21830	0.0	BR	BRIDGE REPLACEMENT	NHPP	2,642,000	2,377,800	-	-	264,200	-	-
713	MN 9	7501-32	2018	MNDOT	MN 9, OVER THE POMME DE TERRE RIVER, REPLACE OLD BRIDGE #5964 WITH NEW BRIDGE #75004	0.0	BR	BRIDGE REPLACEMENT	STBG	990,864	792,691	-	-	198,173	-	-
714	MN 28	6103-32	2018	MNDOT	**CHAP 152**SPPP**ADA** MN 28, GLENWOOD ADA, SIGNAL, DRAINAGE, RECONSTRUCT (\$5.8M CHAP 152)	4.0	MC	PED./BIKE IMPROVEMENT	BF	8,348,815	-	-	-	1,315,715	5,800,000	1,233,100
715	MN 32	1402-19AC	2018	MNDOT	**AC**MN 32, JCT OF TH 34 TO JCT TH 10, MILL AND OVERLAY (AC PAYBACK, 1 OF 1)	15.5	RS	MILL AND OVERLAY	STBG	2,000,000	2,000,000	-	-	-	-	-
716	MN 78	5619-11	2018	MNDOT	MN 78, FROM I 94 TO BATTLE LAKE, MILL AND OVERLAY	21.4	RS	24 - PM MEDIUM MILL/OVERLAY (2-4")	STBG	7,461,993	5,969,594	-	-	1,492,399	-	-
717	MN 106	5622-16	2018	MNDOT	MN 106, FROM JCT TH 10 TO JCT TH 29 IN DEER CREEK, TURN LANES, MILL AND INLAY, ADA	7.4	RS	24 - PM MEDIUM MILL/OVERLAY (2-4")	STBG	2,443,139	1,954,511	-	-	488,628	-	-
718	US 10	0302-82	2018	MNDOT	**ELLA** US 10, ACCESS MANAGEMENT FROM LAKE PARK TO FRAZEE - TURN LANES, MEDIAN CLOSURES	17.8	SC	TURN LANES	STBG	1,361,818	1,089,454	-	-	272,364	-	-
719	US 10	5605-21M	2018	MNDOT	**SPP** US 10, FROM END 4-LANE W OF WADENA TO OINK JOINT ROAD, MILL AND OVERLAY, AND FROM 0.1 MI W OF 3RD ST NW TO 0.1 MI E OF 2ND ST NE IN WADENA URBAN RECONSTRUCTION, INCLUDING SIGNAL UPGRADE, DESIGNED BY DISTRICT 3 (ASSOCIATED SP 8001-40), FUNDED BY ATP 3 AND ATP 4, ATP 3, 8.8M, ATP 4, \$884,372	2.0	MC	GRADE AND SURFACE	NHPP	884,372	707,498	-	-	176,874	-	-
720	US 12	7604-22	2018	MNDOT	**SPP**ELLA**US 12, FROM JCT US 59 TO BENSON , MILL AND OVERLAY, AND END POSTS ON BRIDGE #76001	15.2	RS	24 - PM MEDIUM MILL/OVERLAY (2-4")	NHPP	5,697,423	4,557,938	-	-	1,139,485	-	-
721	US 59	0304-37	2018	MNDOT	US 59, 0.2 MI N JCT CSAH 20 TO 0.2 MI S OF JCT WILLOW STREET , MILL AND OVERLAY	6.5	RS	24 - PM MEDIUM MILL/OVERLAY (2-4")	NHPP	3,365,162	2,692,130	-	-	673,032	-	-
722	US 59	0305-34AC	2018	MNDOT	**SPP**AC**US 59, FROM 0.4 MILES SOUTH OF THE BUFFALO RIVER TO NORTH OF 440TH ST SE, GRADING, BITUMINOUS MILL AND SURFACING, LIGHTING & ADA IMPROVEMENTS, (DESIGNED BY DIST 4, FUNDED BY ATP 4 & ATP 2, ATP 4 \$11,872,000; ATP 2 SP 6008-15M \$620,974) AC PAYBACK 1 OF 1	36.0	RS	MILL AND OVERLAY	NHPP	3,500,000	3,500,000	-	-	-	-	-
723	US 75	1406-74	2018	MNDOT	**ELLA** ON TH 75, SOUTH OF 46TH AVE S TO 30TH AVE S IN MOORHEAD - MILL & OVERLAY, GRADING, SIGNAL, ADA IMPROVEMENTS	1.3	MC	MILL AND INLAY	STBG	1,126,930	638,666	-	-	159,666	-	328,598
724	US 75	1407-27S	2018	MNDOT	US 75, TH 75/15TH AVE N IN MOORHEAD, SIGNAL (ASSOC TO 144-129-005)	0.0	SH	MISCELLANEOUS	HSIP	1,000,000	900,000	-	-	100,000	-	-
725	US 75	8408-57	2018	MNDOT	ON US 75, FROM CSAH 1 TO CR 184 - MILL AND OVERLAY	6.4	RS	24 - PM MEDIUM MILL/OVERLAY (2-4")	STBG	1,979,246	1,583,397	-	-	395,849	-	-
726	MN 999	8804-MA-18	2018	MNDOT	DISTRICTWIDE SETASIDES - MISCELLANEOUS AGREEMENTS - 2018	0.0	MA	MISCELLANEOUS	SF	725,000	-	-	-	725,000	-	-
727	MN 999	8804-PD-18	2018	MNDOT	DISTRICTWIDE SETASIDES - PROJECT DELIVERY - 2018	0.0	CA	MISCELLANEOUS	SF	3,500,000	-	-	-	3,500,000	-	-
728	MN 999	8804-RW-18	2018	MNDOT	DISTRICTWIDE SETASIDES - RIGHT-OF-WAY - 2018	0.0	RW	RIGHT OF WAY	SF	1,000,000	-	-	-	1,000,000	-	-
729	MN 999	8804-RX-18	2018	MNDOT	DISTRICTWIDE SETASIDES - BARC - 2018	0.0	RX	ROAD REPAIR	SF	1,400,000	-	-	-	1,400,000	-	-
730	MN 999	8804-SA-18	2018	MNDOT	DISTRICTWIDE SETASIDES - SUPP AGREE - 2018	0.0	SA	SUPP. AGREE. & COST OVERRUNS	SF	3,700,000	-	-	-	3,700,000	-	-

ATP 4	FY 2017-FY 2020 STATE TRANSPORTATION IMPROVEMENT PROGRAM (STIP)															
SEQ #	ROUTE SYSTEM	PROJECT NUMBER	YEAR	AGENCY	PROJECT DESCRIPTION	MILES	PRGM	WORK TYPE	FUNDS	TOTAL	FHWA	AC	FTA	TH	BOND	OTHER
731	MN 999	8804-SC-18	2018	MNDOT	DISTRICTWIDE SETASIDES - SAFETY IMPROVEMENTS - 2018	0.0	SC	STRIPING	SF	830,000	-	-	-	830,000	-	-
732	MN 999	8824-129	2018	MNDOT	**ELLA** DISTRICTWIDE CULVERT REPLACEMENT, VARIOUS LOCATIONS	0.0	DR	CULVERT REPLACEMENT	SF	861,728	-	-	-	861,728	-	-
										68,420,859	36,560,584	455,800	519,700	18,754,113	5,800,000	6,786,462

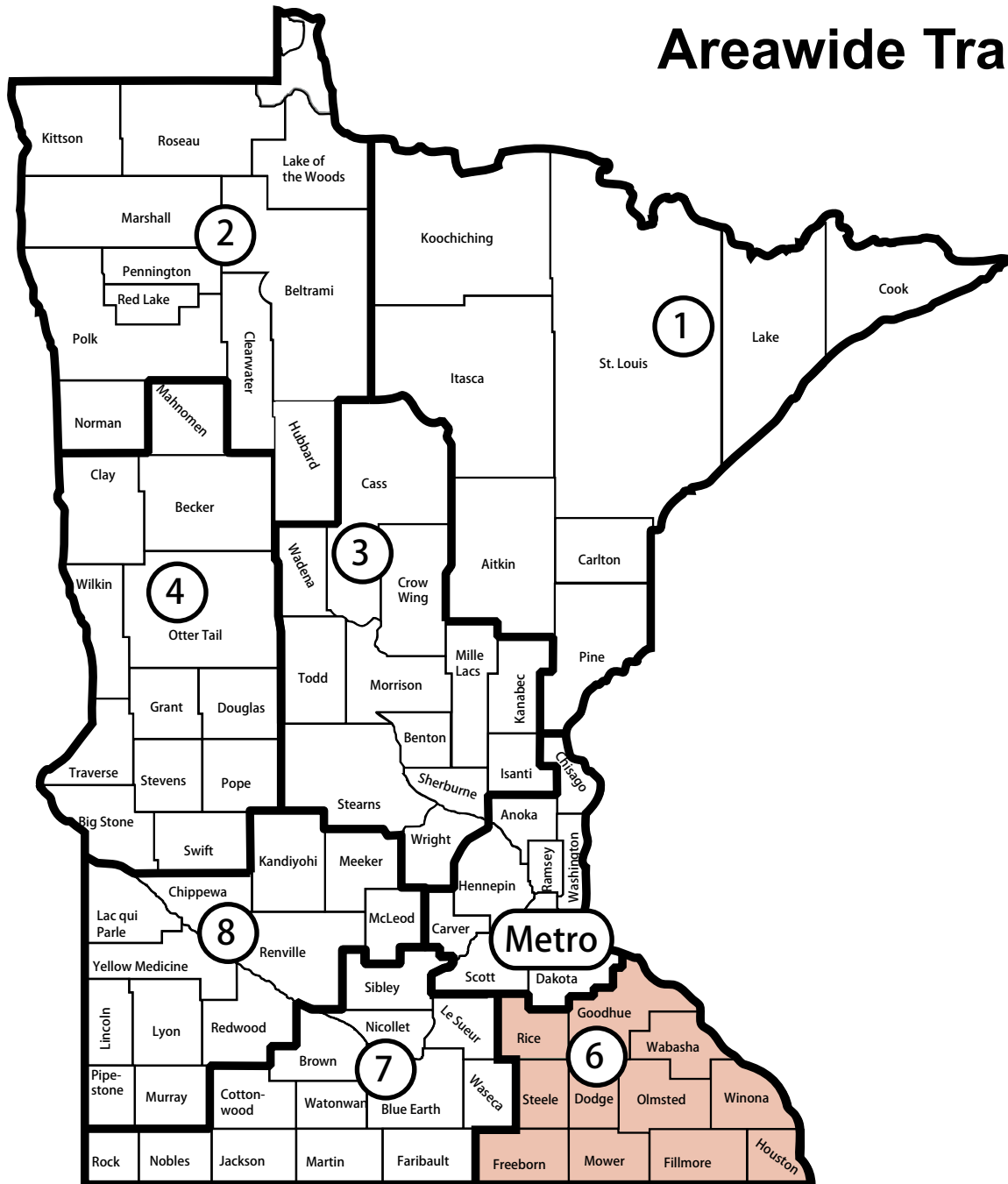
ATP 4	FY 2017-FY 2020 STATE TRANSPORTATION IMPROVEMENT PROGRAM (STIP)															
SEQ #	ROUTE SYSTEM	PROJECT NUMBER	YEAR	AGENCY	PROJECT DESCRIPTION	MILES	PRGM	WORK TYPE	FUNDS	TOTAL	FHWA	AC	FTA	TH	BOND	OTHER
733	BB	TRF-0034-19A	2019	MOORHEAD	SECT 5307: CITY OF MOORHEAD TRANSIT OPERATING ASSISTANCE	0	B9	OPERATE BUS	FTA	3,087,300	-	-	441,000	-	-	2,646,300
734	BB	TRF-0034-19B	2019	MOORHEAD	SECT 5307: MOORHEAD PLANNING ASSISTANCE	0	B9	PLANNING	FTA	23,000	-	-	18,400	-	-	4,600
735	BB	TRF-0034-19D	2019	MOORHEAD	CITY OF MOORHEAD, PURCHASE BUS (CLASS 400) AND BUS RELATED EQUIPMENT	0	B9	PREVENTIVE MAINTENANCE	FTA	69,750	-	-	55,800	-	-	13,950
736	BB	TRF-0034-19E	2019	MOORHEAD	CITY OF MOORHEAD, PURCHASE BUS (CLASS 400) AND BUS RELATED EQUIPMENT	0	B9	PREVENTIVE MAINTENANCE	FTA	69,750	-	-	55,800	-	-	13,950
737	BB	TRF-0034-19F	2019	MOORHEAD	CITY OF MOORHEAD, PURCHASE VAN (CLASS 200) AND VAN RELATED EQUIPMENT	0	B9	PREVENTIVE MAINTENANCE	FTA	27,000	-	-	21,600	-	-	5,400
738	CSAH 12	044-612-003	2019	MAHNOMEN	ON CSAH 12 OVER WHITE EARTH RIVER, 1.4 MI SW OF JCT CSAH 18, REPLACE BR #89591	0.1	BR	BRIDGE REPLACEMENT	BROS	380,000	304,000	-	-	-	-	76,000
739	CSAH 14	014-614-001AC	2019	CLAY COUNTY	**AC**CSAH 14, REPLACE OLD BR# 92440 WITH NEW BR# 14555 OVER THE SOUTH BRANCH OF THE BUFFALO RIVER, 1.8 MI E OF TH 336 (AC PAYBACK, 1 OF 1)	0.03	BR	BRIDGE REPLACEMENT	STBG	172,500	172,500	-	-	-	-	-
740	CSAH 3	084-603-017	2019	WILKIN COUNTY	ON CSAH 3, FROM CSAH 24 TO CSAH 30, BITUMINOUS RECLAMATION AND SURFACING	8.0	RD	BITUMINOUS RECLAMATION	STBG	3,594,990	2,536,600	-	-	-	-	1,058,390
741	LOCAL 999	003-072-003	2019	BECKER COUNTY	MULTICOUNTY LOCAL HSIP, LATEX AND EPOXY EDGELINES	0.0	SH	STRIPING	HSIP	1,188,520	1,069,668	-	-	-	-	118,852
742	MSAS 109	126-109-016	2019	FERGUS FALLS	ON MSAS 109 (LINCOLN AVE), FROM I-94 INTERCHANGE TO BROADWAY-BITUMINOUS MILL AND OVERLAY	1.8	RS	BITUMINOUS RECLAMATION	STBG	1,642,500	1,314,000	-	-	-	-	328,500
743	MSAS 129	144-129-005AC	2019	MOORHEAD	**AC** MSAS 129, 15TH AVE N FROM RED RIVER TO 28TH ST N, MILL AND OVERLAY, SIDEWALK, LIGHTING AND 28TH ST N FROM TH10 TO 15TH AVE N- MILL AND OVERLAY/BIKE LANE (ASSOC TO 144-129-005 & 1407-27S) (AC PAYBACK, 1 OF 1)	1.8	RS	MILL AND OVERLAY	STBG	283,300	283,300	-	-	-	-	-
744	PED/BIKE	014-090-006	2019	CLAY COUNTY	ON PARK AVENUE, FROM 12TH STREET TO TH 10, CONSTRUCT MULTI-PURPOSE TRAIL AND SIDEWALK IN GLYNDON	0.0	EN	PEDESTRIAN BIKE TRAIL	STBGTA	468,750	375,000	-	-	-	-	93,750
745	PED/BIKE	056-090-012	2019	OTTER TAIL COUNTY	**SRTS** PARKERS PRAIRIE SRTS, CONSTRUCT CURB AND GUTTER, SIDEWALKS AND SIGNING IN THE VICINITY OF PARKERS PRAIRIE ELEMETARY	0.0	EN	PEDESTRIAN BIKE TRAIL	STBGTA	284,700	225,000	-	-	-	-	59,700
746	I 94	5680-142	2019	MNDOT	**ELLA** ON I-94, FROM MOORHEAD TO EVANSVILLE, CULVERT IMPROVEMENTS	0.0	DR	CULVERT REPLACEMENT	NHPP	1,000,000	900,000	-	-	100,000	-	-
747	MN 27	7802-33	2019	MNDOT	**AC** ON MN 27, FROM 0.3 MILES WEST OF CSAH 6 TO WHEATON AND ON US 75 FROM DUMONT TO THE MUSTINKA RIVER BRIDGE - MILL AND OVERLAY, SHOULDERS, CULVERTS (AC PROJECT, PAYBACK IN 2020)	10.4	RS	24 - PM MEDIUM MILL/OVERLAY (2-4")	STBG	3,967,883	2,774,306	2,000,000	-	1,193,577	-	-
748	MN 27	7802-35	2019	MNDOT	ON TH 27 AND US 75, ACCESSIBILITY PROJECT IN THE CITY OF WHEATON, PED RAMPS AND SIDEWALKS	1.0	SC	PED./BIKE IMPROVEMENT	STBG	412,455	329,964	-	-	82,491	-	-
749	MN 28	0606-11	2019	MNDOT	**ELLA** ON MN 28, FROM GRACEVILLE TO CHOKIO, MILL AND OVERLAY	12.3	RS	24 - PM MEDIUM MILL/OVERLAY (2-4")	STBG	3,870,563	3,096,450	-	-	774,113	-	-
750	MN 28	6103-34	2019	MNDOT	**SPP**AB** ON MN 28, FROM STARBUCK TO GLENWOOD, RECLAIM (ASSOC TO 6103-34S)	7.6	RD	GRADE AND SURFACE	NHPP	5,157,043	4,125,634	-	-	1,031,409	-	-
751	MN 28	6103-34S	2019	MNDOT	ON TH 28, FROM GLENWOOD TO STARBUCK, RECLAIM, SHOULDER WIDENING (ASSOC TO 6103-34)	7.6	SH	SAFETY TARGET	HSIP	1,349,509	1,214,558	-	-	134,951	-	-

ATP 4	FY 2017-FY 2020 STATE TRANSPORTATION IMPROVEMENT PROGRAM (STIP)															
SEQ #	ROUTE SYSTEM	PROJECT NUMBER	YEAR	AGENCY	PROJECT DESCRIPTION	MILES	PRGM	WORK TYPE	FUNDS	TOTAL	FHWA	AC	FTA	TH	BOND	OTHER
752	MN 54	2607-11	2019	MNDOT	ON MN 54, FROM MN 27 TO ELBOW LAKE, MILL & OVERLAY	10.9	RS	24 - PM MEDIUM MILL/OVERLAY (2-4")	STBG	3,128,956	2,503,165	-	-	625,791	-	-
753	MN 119	7611-15M	2019	MNDOT	ON TH 119, FROM MN 40 TO US 12, MILL AND OVERLAY, DESIGNED BY DISTRICT 8 (ASSOCIATED TO SP 7611-15)(DESIGNED BY DIST 8, FUNDED BY DISTRICT 4 AND 8, ATP 4 \$3,000,000; ATP 8 \$1,400,000)	14.3	RS	MILL AND OVERLAY	STBG	3,000,000	2,400,000	-	-	600,000	-	-
754	MN 999	8804-MA-19	2019	MNDOT	DISTRICTWIDE SETASIDES - MISCELLANEOUS AGREEMENTS - 2019	0.0	MA	MISCELLANEOUS	SF	75,000	-	-	-	75,000	-	-
755	MN 999	8804-PD-19	2019	MNDOT	DISTRICTWIDE SETASIDES - PROJECT DELIVERY - 2019	0.0	CA	MISCELLANEOUS	SF	3,500,000	-	-	-	3,500,000	-	-
756	MN 999	8804-PM-19	2019	MNDOT	DISTRICTWIDE CHIPSEALS - 2019	0.0	RX	ROAD REPAIR	SF	2,200,000	-	-	-	2,200,000	-	-
757	MN 999	8804-RW-19	2019	MNDOT	DISTRICTWIDE SETASIDES - RIGHT-OF-WAY - 2019	0.0	RW	RIGHT OF WAY	SF	1,000,000	-	-	-	1,000,000	-	-
758	MN 999	8804-RX-19	2019	MNDOT	DISTRICTWIDE SETASIDES - BARC - 2019	0.0	RX	ROAD REPAIR	SF	2,400,000	-	-	-	2,400,000	-	-
759	MN 999	8804-SA-19	2019	MNDOT	DISTRICTWIDE SETASIDES - SUPP AGREE - 2019	0.0	SA	SUPP. AGREE. & COST OVERRUNS	SF	4,000,000	-	-	-	4,000,000	-	-
760	MN 999	8804-SC-19	2019	MNDOT	DISTRICTWIDE SETASIDES - SAFETY IMPROVEMENTS - 2019	0.0	SC	STRIPING	SF	500,000	-	-	-	500,000	-	-
										46,853,469	23,624,145	2,000,000	592,600	18,217,332	-	4,419,392

ATP 4	FY 2017-FY 2020 STATE TRANSPORTATION IMPROVEMENT PROGRAM (STIP)															
SEQ #	ROUTE SYSTEM	PROJECT NUMBER	YEAR	AGENCY	PROJECT DESCRIPTION	MILES	PRGM	WORK TYPE	FUNDS	TOTAL	FHWA	AC	FTA	TH	BOND	OTHER
761	BB	TRF-0034-20A	2020	MOORHEAD	SECT 5307: CITY OF MOORHEAD TRANSIT OPERATING ASSISTANCE	0.0	B9	OPERATE BUS	FTA	3,210,300	-	-	454,000	-	-	2,756,300
762	BB	TRF-0034-20B	2020	MOORHEAD	SECT 5307: MOORHEAD PLANNING ASSISTANCE	0.0	B9	PLANNING	FTA	23,000	-	-	18,400	-	-	4,600
763	BB	TRF-0034-20D	2020	MOORHEAD	CITY OF MOORHEAD, COMMUNICATION EQUIPMENT	0.0	B9	PREVENTIVE MAINTENANCE	FTA	59,000	-	-	47,200	-	-	11,800
764	CSAH 19	061-619-010	2020	POPE COUNTY	CSAH 19, FROM S COUNTY LINE TO TH 104, BITUMINOUS RECLAIM AND SURFACING	7.7	RD	BITUMINOUS RECLAMATION	STBG	2,310,000	1,125,800	-	-	-	-	1,184,200
765	LOCAL 999	014-070-010	2020	CLAY COUNTY	CSAH 14, FROM TH 336 TO CSAH 17, SHOULDER PAVING	2.7	SH	PAVE SHOULDER	HSIP	264,683	238,214	-	-	-	-	26,469
766	MSAS 129	144-118-016	2020	MOORHEAD	12 AVE S, FROM 8TH ST (TH 75) TO 20TH ST AND PAVEMENT REPLACEMENT FROM 20TH ST TO SE MAIN AVE	1.4	RS	MILL AND OVERLAY	STBG	1,940,220	1,526,676	-	-	-	-	413,544
767	PED/BIKE	056-090-013	2020	OTTER TAIL COUNTY	CSAH 34, FROM CSAH 35 TO CONEY ST IN PERHAM, PAVED MULTI-USE TRAIL, PHASE I	6.5	EN	PEDESTRIAN BIKE TRAIL	STBGTA	809,600	440,000	-	-	-	-	369,600
768	PED/BIKE	056-635-035	2020	OTTER TAIL COUNTY	CSAH 35, FROM CSAH 1 TO CSAH 41, BITUMINOUS RESURFACING	7.6	RS	PAVEMENT SURFACE PLANING	STBG	2,725,200	1,231,700	-	-	-	-	1,493,500
769	PED/BIKE	144-090-018	2020	MOORHEAD	ALONG RIVERSHORE DRIVE S, FROM 20TH AVE S TO 50TH AVE S, PAVED MULTI-USE TRAIL	2.1	EN	PEDESTRIAN BIKE TRAIL	STBGTA	525,195	360,000	-	-	-	-	165,195
770	MN 12	0603-16	2020	MNDOT	**AC** TH 12, FROM US 75 IN ORTONVILLE TO US 59, MILL AND OVERLAY, REPLACE BOX CULVERTS #794, #1060, AND #1121, AND BRIDGE IMPROVEMENTS TO BRIDGE #76012, AC PROJECT, PAYBACK IN 2021	25.8	RS	MILL AND OVERLAY	STBG	6,497,093	4,797,674	2,000,000	-	1,699,419	-	-
771	MN 27	7802-33AC	2020	MNDOT	**AC** MN 27, FROM 0.3 MILES WEST OF CSAH 6 TO WHEATON AND ON US 75 FROM DUMONT TO THE MUSTINKA RIVER BRIDGE - MILL AND OVERLAY, SHOULDERS, CULVERTS (AC PAYBACK, 1 OF 1)	10.4	RS	24 - PM MEDIUM MILL/OVERLAY (2-4")	STBG	2,000,000	2,000,000	-	-	-	-	-
772	MN 27	7806-29	2020	MNDOT	TH 75, 1.0 MILE NORTH OF WHEATON, REPLACE OLD BRIDGE #6459 WITH NEW BRIDGE #78006 OVER THE MUSTINKA RIVER	0.0	BR	GRADE AND BRIDGE	STBG	2,153,226	1,722,581	-	-	430,645	-	-
773	MN 28	6105-26	2020	MNDOT	MN 29, MN 28, MN 114 IN STARBUCK, MILL AND INLAY, ADA, ACCESSIBILITY PROJECT	1.4	RD	MILL AND INLAY	STBG	3,177,430	2,541,944	-	-	635,486	-	-
774	MN 55	2609-39	2020	MNDOT	**ELLA**MN 55 FROM JCT MN 79 TO PARK AVE, ON US 59 FROM JCT MN 79 TO NORTH OF SECOND STREET NW, ON MN 79 FROM JCT CENTRAL AVE TO CSAH 4 IN ELBOW LAKE, MILL AND INLAY, SIDEWALK, ADA	0.0	RS	PED./BIKE IMPROVEMENT	SF	1,512,645	-	-	-	1,454,282	-	58,363
775	MN 210	5601-33	2020	MNDOT	TH 210, 1.8 E WILKIN COUNTY LINE TO 0.4 W OF I-94, PAVEMENT REHAB	5.4	RD	MILL AND INLAY	NHPP	4,381,784	3,505,427	-	-	876,357	-	-
776	US 10	0301-70	2020	MNDOT	TH 10, INSTALL SIGNAL AT TH 10 AND CSAH 7 IN LAKE PARK	0.0	SH	TRAFFIC SIGNAL INST.	HSIP	673,889	485,000	-	-	53,889	-	135,000
777	MN 999	8804-AM-20	2020	MNDOT	DISTRICTWIDE SETASIDES - MUNICIPAL AGREEMENTS - 2020	0.0	AM	COOPERATIVE CONST. AGREEMENT	SF	500,000	-	-	-	500,000	-	-
778	MN 999	8804-MA-20	2020	MNDOT	DISTRICTWIDE SETASIDES - MISCELLANEOUS AGREEMENTS - 2020	0.0	MA	MISCELLANEOUS	SF	75,000	-	-	-	75,000	-	-
779	MN 999	8804-PD-20	2020	MNDOT	DISTRICTWIDE SETASIDES - PROJECT DELIVERY - 2020	0.0	CA	MISCELLANEOUS	SF	3,500,000	-	-	-	3,500,000	-	-
780	MN 999	8804-PM-20	2020	MNDOT	DISTRICTWIDE CHIPSEALS - 2020	0.0	RX	ROAD REPAIR	SF	2,100,000	-	-	-	2,100,000	-	-
781	MN 999	8804-RW-20	2020	MNDOT	DISTRICTWIDE SETASIDES - RIGHT-OF-WAY - 2020	0.0	RW	RIGHT OF WAY	SF	1,000,000	-	-	-	1,000,000	-	-
782	MN 999	8804-RX-20	2020	MNDOT	DISTRICTWIDE SETASIDES - BARC - 2020	0.0	RX	ROAD REPAIR	SF	1,400,000	-	-	-	1,400,000	-	-
783	MN 999	8804-SA-20	2020	MNDOT	DISTRICTWIDE SETASIDES - SUPP AGREE - 2020	0.0	SA	SUPP. AGREE. & COST OVERRUNS	SF	2,700,000	-	-	-	2,700,000	-	-

ATP 4	FY 2017-FY 2020 STATE TRANSPORTATION IMPROVEMENT PROGRAM (STIP)															
SEQ #	ROUTE SYSTEM	PROJECT NUMBER	YEAR	AGENCY	PROJECT DESCRIPTION	MILES	PRGM	WORK TYPE	FUNDS	TOTAL	FHWA	AC	FTA	TH	BOND	OTHER
784	MN 999	8824-DR-20	2020	MNDOT	DISTRICTWIDE CULVERT REPLACEMENT, VARIOUS LOCATIONS	0.0	DR	CULVERT REPLACEMENT	SF	500,000	-	-	-	500,000	-	-
										44,038,265	19,975,016	2,000,000	519,600	16,925,078	-	6,618,571

# Areawide Transportation Partnership (ATP) Boundaries



## DISTRICT 6

**Jeff Vlaminck**  
**Transportation District Engineer**  
**(507) 286-7501**  
**2900 48th Street NW**  
**Rochester, Minnesota 55901-5848**  
**General Information: (507) 286-7500**





ATP 6	FY 2017-FY 2020 STATE TRANSPORTATION IMPROVEMENT PROGRAM (STIP)															
SEQ #	ROUTE SYSTEM	PROJECT NUMBER	YEAR	AGENCY	PROJECT DESCRIPTION	MILES	PRGM	WORK TYPE	FUNDS	TOTAL	FHWA	AC	FTA	TH	BOND	OTHER
785	BB	TRF-0047-17A	2017	ROCHESTER	SECT 5307: ROCHESTER DAR OPERATING ASSISTANCE	0.0	B9	OPERATE BUS	LF	842,924	-	-	-	-	-	842,924
786	BB	TRF-0047-17B	2017	ROCHESTER	SECT 5307: ROCHESTER RR OPERATING ASSISTANCE	0.0	B9	OPERATE BUS	FTA	8,699,157	-	-	2,000,000	-	-	6,699,157
787	BB	TRF-0047-17C	2017	ROCHESTER	ST MARY'S STATION - PLANNING AND DESIGN	0.0	B9	BUS GRANT CAPITAL IMPROVEMENT	FTA	120,000	-	-	96,000	-	-	24,000
788	BB	TRF-3780-17	2017	LA CRESCENT	SECT 5307: LACRESCENT TRANSIT OPERATING ASSISTANCE	0.0	B9	OPERATE BUS	FTA	351,052	-	-	94,000	-	-	257,052
789	RR	24-00134	2017	FREEBORN COUNTY	UP RR, UPGRADE EXISTING SIGNAL SYSTEM, CSAH 31, MAIN ST W, CLARKS GROVE, FREEBORN COUNTY	0.0	SR	RR X-ING IMPROVEMENTS	RRS	296,565	296,565	-	-	-	-	-
790	CR 112	159-080-017	2017	ROCHESTER	CR 112, (18TH AVE NW), FROM 37TH STREET NW TO 55TH STREET NW IN ROCHESTER, BITUMINOUS PAVEMENT, TRAFFIC SIGNAL, STORM SEWER, CURB AND GUTTER	1.2	RS	BITUMINOUS PAVEMENT	STBG	6,200,000	2,289,425	-	-	-	-	3,910,575
791	CSAH 1	023-601-024	2017	FILLMORE COUNTY	CSAH 1, FROM JCT FILLMORE CSAH 4 NORTH TO COUNTY LINE, GRADING AND REPLACE BRIDGE NUMBER 5289 WITH NEW BRIDGE NUMBER 23K36	5.0	RC	GRADE, SURFACE AND BRIDGE	STBG	3,939,320	2,467,156	-	-	-	-	1,472,164
792	CSAH 1	024-070-023	2017	FREEBORN COUNTY	CSAH 1, FROM US 65 TO CSAH 30, TWO FOOT SHOULDER PAVING WITH SAFETY WEDGE AND RUMBLE STRIPES	0.0	SH	SAFETY TARGET	HSIP	223,000	200,700	-	-	-	-	22,300
793	CSAH 1	024-070-024	2017	FREEBORN COUNTY	CSAH 1, FROM CSAH 30 TO EAST COUNTY LINE, TWO FOOT SHOULDER PAVING WITH SAFETY WEDGE AND RUMBLE STRIPES	0.0	SH	SAFETY TARGET	HSIP	315,500	283,950	-	-	-	-	31,550
794	CSAH 1	024-070-025	2017	FREEBORN COUNTY	CSAH 1, FROM CSAH 18 TO US 65, TWO FOOT SHOULDER PAVING WITH SAFETY WEDGE AND RUMBLE STRIPES	0.0	SH	SAFETY TARGET	HSIP	319,000	287,100	-	-	-	-	31,900
795	CSAH 2	079-602-039AC	2017	WABASHA COUNTY	**AC** CSAH 2, FROM CSAH 25 TO MN 247, RECONDITIONING AND NEW CONCRETE PAVEMENT (AC PAYBACK 1 OF 1)	2.0	RD	BITUMINOUS RECLAMATION	STBG	700,000	700,000	-	-	-	-	-
796	CSAH 5	034-605-030M	2017	KANDIYOHI COUNTY	KANDIYOHI CSAH 40 TO MN 9, GRADING, AGG. BASE, & REPLACE BRIDGE 94094, FUNDING SWAP	3.3	RC	GRADE, SURFACE AND BRIDGE	STBG	807,232	807,232	-	-	-	-	-
797	CSAH 8	066-070-016	2017	RICE COUNTY	CSAH 8, MILL, RECLAIM, BITUMINOUS SURFACING, SHOULDER PAVING AND RUMBLE STRIPES	0.0	SH	SAFETY TARGET	HSIP	250,000	225,000	-	-	-	-	25,000
798	CSAH 15	079-070-008	2017	WABASHA COUNTY	CSAH 15, SHOULDER PAVING, RUMBLE STRIPES AND SAFETY EDGE	0.0	SH	SAFETY TARGET	HSIP	166,666	150,000	-	-	-	-	16,666
799	CSAH 22	024-622-010	2017	FREEBORN COUNTY	CSAH 22, I 90 TO HAMMER ROAD, RESURFACING	1.0	RS	BITUMINOUS OVERLAY	STBG	1,451,890	976,628	-	-	-	-	475,262
800	CSAH 30	079-630-017	2017	WABASHA COUNTY	CSAH 30, CITY OF WABASHA TRAIL AND WABASHA CSAH 30 SHOULDER IMPROVEMENT PROJECT	0.0	EN	PED./BIKE IMPROVEMENT	STBGTA	403,132	322,505	-	-	-	-	80,627
801	LOCAL	024-072-001	2017	FREEBORN COUNTY	DISTRICTWIDE - 6" EDGELINE EPOXY	0.0	SH	SAFETY TARGET	HSIP	1,225,342	1,102,808	-	-	-	-	122,534
802	LOCAL	156-060-001	2017	RED WING	**SB** CONNECTING GREAT RIVER ROAD RIVER WALK FROM BARN BLUFF PARK TO COLVILL PARK	0.0	EN	PLANNING	STBGTA	600,000	480,000	-	-	-	-	120,000
803	PED/BIKE	079-030-006	2017	WABASHA COUNTY	WABASHA COUNTY SIDEWALK IMPROVEMENT PROJECT	0.0	EN	PED./BIKE IMPROVEMENT	STBGTA	305,095	221,887	-	-	-	-	83,208
804	PED/BIKE	085-591-005	2017	WINONA COUNTY	**SRTS** INFRA - ST CHARLES HIGHWAY 74 AND 11TH ST. PEDESTRIAN CORRIDOR	0.0	BT	PED./BIKE IMPROVEMENT	STBGTA	375,000	300,000	-	-	-	-	75,000
805	PED/BIKE	153-090-001	2017	OWATONNA	STRAIGHT RIVER TRAIL PROJECT BUILD TRAILS TO CONNECT NORTHWEST SECTION OF OWATONNA EXISTING TRAILS	0.0	EN	PED./BIKE IMPROVEMENT	STBGTA	468,350	374,680	-	-	-	-	93,670

ATP 6	FY 2017-FY 2020 STATE TRANSPORTATION IMPROVEMENT PROGRAM (STIP)															
SEQ #	ROUTE SYSTEM	PROJECT NUMBER	YEAR	AGENCY	PROJECT DESCRIPTION	MILES	PRGM	WORK TYPE	FUNDS	TOTAL	FHWA	AC	FTA	TH	BOND	OTHER
806	PED/BIKE	156-591-003	2017	RED WING	**SRTS** INFRA IN RED WING, CE AND RECONSTRUCTION OF THE SKEW INTERSECTION AT TWIN BLUFF RD AND PIONEER RD TO IMPROVE CROSSINGS FOR TWIN BLUFF MIDDLE SCHOOL	0.0	BT	PED./BIKE IMPROVEMENT	STBGTA	831,445	495,979	-	-	-	-	335,466
807	PED/BIKE	236-090-002	2017	LA CRESCENT	WAGON WHEEL TRAIL - PHASE 2 CONSTRUCT TRAIL ALONG SHORE ACRES DRIVE AND OLD MONTE CARLO ROAD CONNECTING WAGON WHEEL TRAIL TO BOAT LANDING PARKING LOT AT THE NORTH SIDE OF THE WEST CHANNEL BRIDGE	0.0	EN	PED./BIKE IMPROVEMENT	STBGTA	392,763	314,210	-	-	-	-	78,553
808	I 35	7480-126	2017	MnDOT	**APP**I35 OVER THE UP RAILROAD, REPLACE OLD BRIDGE 74001 WITH NEW BRIDGE 74021 (FUNDS FOR EXTRA BRIDGE ON S.P. 7480-126)	0.0	BR	BRIDGE REPLACEMENT	SF	2,200,000	-	-	-	2,200,000	-	-
809	I 90	5080-161	2017	MNDOT	**SPP** I 90, UNDER 11TH DRIVE NE, AUSTIN, REPLACE BRIDGE 9177 (NEW BRIDGE 50808)	0.0	BR	BRIDGE REPLACEMENT	SF	2,318,500	-	-	-	2,318,500	-	-
810	MN 16	2801-87	2017	MNDOT	MN 16 FROM 0.56 MI W OF MN 26 TO 0.8 MI S OF US 61 AND US 61, NB AND SB FROM WI/MN SL TO 0.4 MI. E. TH 16/61 JCT - MEDIUM BITUMINOUS MILL AND OVERLAY - TIED WITH S.P. 2804-37 (TH 44 - HOKAH)	3.0	RS	BITUMINOUS OVERLAY	STBG	2,750,661	2,200,529	-	-	550,132	-	-
811	MN 43	8503-46C	2017	MnDOT	**DEB**CHAP 152**CMGC**SPPB** WORK PACKAGE #6 - COMPLETE ROADWAY APPROACHES FOR BRIDGES 85851 AND 5900, RECONSTRUCTION BRIDGE 5900 AND COMPLETE BRIDGE 85851.	1.1	BI	BRIDGE REHABILITATION	NHPP	27,421,000	21,600,000	-	-	-	5,400,000	421,000
812	MN 43	8503-5900E	2017	MNDOT	**CHAP 152**CMGC**SPPB** WORK PACKAGE #5 - BRIDGE NO. 5900 THROUGH-TRUSS REHABILITATION AND APPROACH SPAN REMOVALS	1.1	BI	BRIDGE REHABILITATION	NHPP	38,000,000	30,400,000	-	-	-	7,600,000	-
813	MN 44	2804-37	2017	MNDOT	MN 44 FROM 0.18 MI E OF BUTTERFIELD VALLEY RD TO 0.15 MI W OF TH 16 - HOKAH, BITUMINOUS MILL AND OVERLAY AND ADA IMPROVEMENTS - TIED WITH 2801-87 (TH 16)	0.8	RS	MILL AND OVERLAY	STBG	503,238	402,590	-	-	100,648	-	-
814	MN 56	2508-29	2017	MNDOT	**AC** MN 56, OVER N FORK ZUMBRO RIVER (NEAR KENYON), REPLACE BRIDGE 4617 WITH NEW BRIDGE 25020 AND OVER PRAIRIE CREEK, REPLACE BRIDGE 6543 WITH NEW BRIDGE 25031 (AC PROJECT, PAYBACK IN 2018)	0.0	BR	BRIDGE REPLACEMENT	STBG	1,799,060	1,422,648	83,000	-	376,412	-	-
815	MN 56	5005-62	2017	MNDOT	MN 56 FROM MAPLE STREET IN TAOP1 TO CSAH 46, MEDIUM BITUMINOUS MILL AND OVERLAY AND FROM E END BR. 50810 TO FIRST ST IN ADAMS, RECONSTRUCT, ADA IMPROVEMENTS	16.4	RS	MILL AND OVERLAY	SF	7,668,837	-	-	-	6,714,000	-	954,837
816	MN 58	2510-50	2017	MnDOT	**SPPB** MN 58, FROM 650' SW OF US 52 TO 610' NE OF US 52, GRADING, BITUMINOUS SURFACING, ROUNDABOUTS, ADA IMPROVEMENTS, LIGHTING AND REPLACE BRIDGE 9661 OVER TH 52 IN ZUMBROTA WITH BRIDGE 25037	0.3	RC	GRADE, SURFACE AND BRIDGE	NHPP	7,168,290	5,714,632	-	-	1,428,658	-	25,000
817	US 14	5503-45	2017	MNDOT	**ELLA** US 14 FROM 0.2 MI E OF CSAH 19 TO W JCT MN 74, GRADING AND BITUMINOUS MILL AND OVERLAY	14.2	RS	MILL AND OVERLAY	STBG	4,929,687	3,943,750	-	-	985,937	-	-
818	US 14	8501-71	2017	MNDOT	**DEB**ON US 14, REPLACE PEDESTRIAN BRIDGE 85003 NEAR ST MARY'S UNIVERSITY CAMPUS IN WINONA	0.0	BR	BRIDGE REPLACEMENT	NHPP	1,700,000	1,360,000	-	-	340,000	-	-

ATP 6	FY 2017-FY 2020 STATE TRANSPORTATION IMPROVEMENT PROGRAM (STIP)															
SEQ #	ROUTE SYSTEM	PROJECT NUMBER	YEAR	AGENCY	PROJECT DESCRIPTION	MILES	PRGM	WORK TYPE	FUNDS	TOTAL	FHWA	AC	FTA	TH	BOND	OTHER
819	US 52	2506-75	2017	MNDOT	**AC** US 52, NB LANES, ROCHESTER TO CANNON FALLS WITH EXCEPTIONS FROM R.P. 64.398 TO 66.632 AND R.P. 79.360 TO 82.206, MEDIUM BITUMINOUS OVERLAY AND HIGH TENSION CABLE MEDIAN BARRIER FROM R.P. 66.200 TO 79.100 (AC PROJECT, PAYBACK IN 2018) - SEE HSIP PORTION OF PROJECT UNDER 2506-75S	27.4	RS	BITUMINOUS OVERLAY	NHPP	10,550,000	8,330,000	550,000	-	2,220,000	-	-
820	US 52	2506-75S	2017	MNDOT	US 52, HIGH TENSION CABLE MEDIAN BARRIER FROM R.P. 66.200 TO 79.100 - HSIP PORTION OF PROJECT	12.9	SH	BITUMINOUS OVERLAY	HSIP	1,555,555	1,400,000	-	-	155,555	-	-
821	US 52	2506-79	2017	MNDOT	**AC**SPP** US 52 OVER LITTLE CANNON RIVER, REPLACE BRS 9485 WITH BR 25032 AND 9486 WITH BR 25036 (AC PROJECT - PAYBACK IN 2018)	0.0	BR	BRIDGE REPLACEMENT	NHPP	1,995,920	1,016,736	2,900,000	-	979,184	-	-
822	US 52	5507-63AC	2017	MNDOT	**AC**SPP** US 52 OVER US 63, REPLACE DECKS NB BRIDGE 55009 AND SB BRIDGE 55010 (AC PAYBACK 1 OF 1)	0.0	BR	BRIDGE REDECK	NHPP	2,242,518	2,242,518	-	-	-	-	-
823	US 63	2515-21	2017	MnDOT	**CHAP 152**AC**PODI**BP08** US 63, RED WING, REPLACE BRIDGE 9040 OVER MISSISSIPPI RIVER AND CP RAIL PLUS APPROACH WORK AND REHAB OR REPLACE BRIDGE 9103 - INCLUDES \$11.2M TH BONDS (AC PROJECT - PAYBACKS IN 2018, 2019 AND 2020)	0.5	BR	BRIDGE REPLACEMENT	BF NHPP	51,200,000	-	44,200,000	-	-	11,200,000	40,000,000
824	US 63	2515-21DCA	2017	MNDOT	DESIGN AND CONTRACT ADMINISTRATION (CONSULTANT BOND ELIGIBLE) - RED WING BRIDGE 9040 AND BRIDGE 9103	0.3	BR	BRIDGE REPLACEMENT	BF	1,300,000	-	-	-	-	1,300,000	-
825	US 63	5509-81	2017	MnDOT	**ITS** US 63, ITS - EXTENSION OF ROCHESTER TMS FROM I 90 TO 40TH ST SW	5.9	SC	ITS	NHPP	731,361	429,973	-	-	120,347	-	181,041
826	MN 999	8806-CL-17	2017	MNDOT	CULVERT REPLACEMENT SETASIDE - 2017	0.0	RX	CULVERT REPLACEMENT	SF	150,000	-	-	-	150,000	-	-
827	MN 999	8806-LT-17	2017	MNDOT	DISTRICTWIDE SETASIDES - LIGHTING - 2017	0.0	SC	LIGHTING	SF	50,000	-	-	-	50,000	-	-
828	MN 999	8806-MA-17	2017	MNDOT	DISTRICTWIDE SETASIDES - MISCELLANEOUS AGREEMENTS - 2017	0.0	MA	MISCELLANEOUS	SF	200,000	-	-	-	200,000	-	-
829	MN 999	8806-PD-17	2017	MNDOT	DISTRICTWIDE SETASIDE - PROJECT DELIVERY - 2017	0.0	CA	MISCELLANEOUS	SF	5,175,000	-	-	-	5,175,000	-	-
830	MN 999	8806-RW-17	2017	MNDOT	DISTRICTWIDE SETASIDES - R/W - 2017	0.0	RW	RIGHT OF WAY	SF	5,000,000	-	-	-	5,000,000	-	-
831	MN 999	8806-SA-17	2017	MnDOT	DISTRICTWIDE SETASIDES - SUPPLEMENTAL AGREEMENTS AND COST OVERRUNS - 2017	0.0	SA	SUPP. AGREE. & COST OVERRUNS	SF	3,400,000	-	-	-	3,400,000	-	-
832	MN 999	8806-SG-17	2017	MNDOT	DISTRICTWIDE SETASIDES - SIGNAL REPLACEMENT - 2017	0.0	SC	TRAFFIC SIGNAL INST.	SF	250,000	-	-	-	250,000	-	-
833	MN 999	8826-187	2017	MNDOT	**DEB**DISTRICTWIDE EPOXY BRIDGE DECK CRACK SEALING AND BRIDGE E8 JOINT REPAIRS	0.0	BI	BRIDGE REPAIR	NHPP	1,000,000	800,000	-	-	200,000	-	-
834	MN 999	8826-190	2017	MNDOT	DISTRICTWIDE SIGNING - D6 STATE SIGN SHOP - 2017	0.0	RX	SIGNING	SF	220,000	-	-	-	220,000	-	-
835	MN 999	8826-191	2017	MNDOT	DISTRICTWIDE STRIPING - 2017	0.0	RX	STRIPING	SF	700,000	-	-	-	700,000	-	-
										211,463,060	93,559,201	47,733,000	2,190,000	33,834,373	25,500,000	56,379,486

ATP 6	FY 2017-FY 2020 STATE TRANSPORTATION IMPROVEMENT PROGRAM (STIP)															
SEQ #	ROUTE SYSTEM	PROJECT NUMBER	YEAR	AGENCY	PROJECT DESCRIPTION	MILES	PRGM	WORK TYPE	FUNDS	TOTAL	FHWA	AC	FTA	TH	BOND	OTHER
836	BB	TRF-0047-18	2018	ROCHESTER	SECT 5307: ROCHESTER DAR OPERATING ASSISTANCE	0.0	B9	BUS GRANT CAPITAL IMPROVEMENT	LF	859,782	-	-	-	-	-	859,782
837	BB	TRF-0047-18A	2018	ROCHESTER	SECT 5307: ROCHESTER RR OPERATING ASSISTANCE	0.0	B9	OPERATE BUS	FTA	9,061,116	-	-	2,000,000	-	-	7,061,116
838	BB	TRF-0047-18B	2018	ROCHESTER	ST MARY'S STATION - CONSTRUCTION	0.0	B9	BUS GRANT CAPITAL IMPROVEMENT	FTA	250,000	-	-	200,000	-	-	50,000
839	BB	TRF-0047-18C	2018	ROCHESTER	SECT 5307: CONSTRUCT PARK & RIDE (DMC)	0.0	B9	BUS GRANT CAPITAL IMPROVEMENT	FTA	1,000,000	-	-	800,000	-	-	200,000
840	BB	TRF-3780-18	2018	LA CRESCENT	SECT 5307: LACRESCENT TRANSIT OPERATING ASSISTANCE	0.0	B9	OPERATE BUS	FTA	361,584	-	-	72,317	-	-	289,267
841	RR	50-00116	2018	MOWER COUNTY	DME RR, INSTALL GATES, MSAS 134, 10TH ST SE, AUSTIN, MOWER COUNTY	0.0	SR	RR X-ING IMPROVEMENTS	RRS	250,000	250,000	-	-	-	-	-
842	CSAH 9	055-070-020	2018	OLMSTED COUNTY	CONSTRUCT ROUNDABOUT AT INTERSECTION CSAH 9 @ TH 42 - TO BE LET WITH MNDOT SP 5506-27	0.0	SH	SAFETY TARGET	HSIP	1,400,000	1,260,000	-	-	-	-	140,000
843	CSAH 19	066-070-018	2018	RICE COUNTY	**AC** CSAH 19, MILL, RECLAMATION, BITUMINOUS SURFACING, SHOULDER PAVING AND RUMBLE STRIPS (AC PROJECT, PAYBACK IN 2019)	0.0	SH	SAFETY TARGET	HSIP	38,889	-	350,000	-	-	-	38,889
844	CSAH 21	020-621-004	2018	DODGE COUNTY	**AC**CSAH 21, FROM CSAH 12 TO 5TH STREET NW IN KASSON, PAVEMENT REMOVAL AND RESURFACE (AC PROJECT, PAYBACK IN 2019)	1.9	RS	SURFACING	STBG	1,885,000	1,378,064	215,000	-	-	-	506,936
845	CSAH 25	085-625-063	2018	WINONA COUNTY	**AC** CSAH 25, FROM US 14 TO 7 MI NORTH, RECLAMATION AND RESURFACE (AC PROJECT, PAYBACK IN 2019)	7.0	RS	BITUMINOUS RECLAMATION	STBG	2,075,608	1,555,608	524,392	-	-	-	520,000
846	LOCAL	024-072-002	2018	FREEBORN COUNTY	DISTRICT-WIDE - WET REFLECTIVE EDGELINE PROJECT	0.0	SH	SAFETY TARGET	HSIP	1,666,666	1,500,000	-	-	-	-	166,666
847	LOCAL	156-080-015	2018	RED WING	**AC** US 61, CR 53, SPRING CREEK AVE, SOUTH AND NORTH SERVICE DRIVES, INTERSECTION REALIGNMENT WITH FRONTAGE ROAD CONSTRUCTION (AC PROJECT, PAYBACK IN 2019)	1.0	MC	GRADE AND SURFACE	STBG	2,100,000	1,478,288	500,000	-	-	-	621,712
848	MSAS 106	159-106-020	2018	ROCHESTER	MSAS 106, 16TH AVE SW TO 11TH AVE SW, RECONSTRUCTION	0.4	RC	GRADE AND SURFACE	STBG	3,570,000	1,925,840	-	-	-	-	1,644,160
849	PED/BIKE	092-090-054	2018	DNR	MILL TOWNS STATE TRAIL - FARIBAULT	0.0	EN	PED./BIKE IMPROVEMENT	STBGTA	1,230,000	768,750	-	-	-	-	461,250
850	PED/BIKE	159-090-020	2018	ROCHESTER	ROCHESTER LINK - CHESTER WOODS TRAIL	0.0	EN	PED./BIKE IMPROVEMENT	STBGTA	935,500	531,250	-	-	-	-	404,250
851	I 35	2480-109	2018	MnDOT	I 35 NB AND SB, CLARK'S GROVE WEIGH STATION AND INSPECTION SITE IMPROVEMENT PROJECT	1.0	SC	APPURTENANCES	NHPP	400,000	360,000	-	-	40,000	-	-
852	I 35	7480-127	2018	MnDOT	**ITS** I-35 TMS PHASE IV - ITS FROM TH 30 INTERCHANGE TO S END OF INPLACE FIBER OPTIC CABLE	10.7	SC	ITS	NHPP	885,000	708,000	-	-	177,000	-	-
853	MN 19	2502-25	2018	MnDOT	MN 19, REHAB BRIDGE 25007 OVER PRAIRIE CREEK	0.0	BI	BRIDGE REHABILITATION	STBG	258,033	206,626	-	-	51,407	-	-
854	MN 19	7013-04	2018	MnDOT	**ELLA** MN 19, OVER STREAM, REPLACE BRIDGE 8844 WITH BRIDGE 70X03	0.0	BR	BRIDGE REPLACEMENT	STBG	390,000	312,000	-	-	78,000	-	-
855	MN 42	5506-27	2018	MnDOT	CONSTRUCT ROUNDABOUT AT THE INTERSECTION OF MN 42 AND OLMSTED CSAH 9 - TO BE LET WITH OLMSTED COUNTY SP 055-070-020	0.0	SH	TRAFFIC CONTROL DEVICES	HSIP	1,400,000	1,260,000	-	-	140,000	-	-
856	MN 42	7901-48	2018	MnDOT	**ELLA** MN 42, NEAR KELLOGG, REPLACE BRIDGE 5787 WITH BRIDGE 79030	0.0	BR	BRIDGE REPLACEMENT	STBG	1,600,000	1,280,000	-	-	320,000	-	-

ATP 6	FY 2017-FY 2020 STATE TRANSPORTATION IMPROVEMENT PROGRAM (STIP)															
SEQ #	ROUTE SYSTEM	PROJECT NUMBER	YEAR	AGENCY	PROJECT DESCRIPTION	MILES	PRGM	WORK TYPE	FUNDS	TOTAL	FHWA	AC	FTA	TH	BOND	OTHER
857	MN 56	2508-29AC	2018	MnDOT	**AC** MN 56, OVER N FORK ZUMBRO RIVER (NEAR KENYON), REPLACE BRIDGE 4617 WITH NEW BRIDGE 25020 AND OVER PRAIRIE CREEK, REPLACE BRIDGE 6543 WITH NEW BRIDGE 25031 (AC PAYBACK 1 OF 1)	0.0	BR	BRIDGE REPLACEMENT	STBG	83,000	83,000	-	-	-	-	-
858	MN 139	2316-16	2018	MnDOT	**ELLA** MN 139, IA/MN STATE LINE TO US 52 (HARMONY), MEDIUM BITUMINOUS MILL AND OVERLAY, ADA IMPROVEMENTS	3.9	RS	MILL AND OVERLAY	STBG	1,975,881	1,469,555	-	-	506,326	-	-
859	US 52	2506-75AC	2018	MnDOT	**AC**US 52, NB LANES, ROCHESTER TO CANNON FALLS WITH EXCEPTIONS FROM RP 64.398 TO 66.632 AND RP 79.360 TO 82.206, MEDIUM BITUMINOUS OVERLAY (AC PAYBACK 1 OF 1)	27.4	RS	BITUMINOUS OVERLAY	NHPP	550,000	550,000	-	-	-	-	-
860	US 52	2506-77	2018	MnDOT	**SPPP** US 52, SB LANES FROM 1.2 MI N CSAH 7 TO 2.2 MI S MN 19, MEDIUM BITUMINOUS MILL AND OVERLAY	13.7	RS	BITUMINOUS OVERLAY	NHPP	6,042,033	4,833,626	-	-	1,208,407	-	-
861	US 52	2506-79AC	2018	MnDOT	**AC**SPPB** US 52 OVER LITTLE CANNON RIVER, REPLACE BRS 9485 WITH BR 25032 AND 9486 WITH BR 25036 (AC PAYBACK 1 OF 1)	0.0	BR	BRIDGE REPLACEMENT	NHPP	2,900,000	2,900,000	-	-	-	-	-
862	US 61	2514-114	2018	MnDOT	US 61 NEAR SPRING CREEK AVE., INCLUDING CAROL LANE, ACCESS MANAGEMENT AND INTERSECTION SAFETY IMPROVEMENTS	4.1	AM	GRADE AND SURFACE	SF	700,000	-	-	-	700,000	-	-
863	US 61	8504-75	2018	MnDOT	**ELLA**SPPB** US 61 SB OVER TROUT CREEK, REPLACE BRIDGE 9065 WITH BRIDGE 85028	0.0	BR	BRIDGE REPLACEMENT	NHPP	2,600,000	2,080,000	-	-	520,000	-	-
864	US 63	2515-21AC1	2018	MnDOT	**AC**PODI**BP08**SPPB** US 63, RED WING, REHAB OR REPLACE BRIDGE 9040 OVER MISSISSIPPI RIVER AND CP RAIL PLUS APPROACH WORK AND REHAB OR REPLACE BRIDGE 9103 - INCLUDES \$11.2M TH BONDS (AC PAYBACK 1 OF 3)	0.3	BR	BRIDGE REPLACEMENT	NHPP	28,000,000	28,000,000	-	-	-	-	-
865	US 63	2515-21OV	2018	MnDOT	CONTRACT ADMINISTRATION (CONSULTANT BOND ELIGIBLE) - RED WING BRIDGE 9040 AND BRIDGE 9103 - FY 2018	0.3	BR	BRIDGE REPLACEMENT	BF	1,500,000	-	-	-	-	1,500,000	-
866	US 63	5510-84	2018	MnDOT	**AC** US 63, CSAH 33 TO TH 60, WHITETOPPING AND REPLACE BRIDGE 8831 AND 8313 OVER STREAM, ADA IMPROVEMENTS (AC PROJECT, PAYBACK IN 2019)	12.8	RS	BITUMINOUS OVERLAY	STBG	6,750,000	4,880,000	2,600,000	-	1,870,000	-	-
867	US 63	7908-35	2018	MnDOT	US 63, TH 60 TO CSAH 78, MEDIUM BITUMINOUS MILL AND OVERLAY AND MN 60 FROM APPLEDALE DRIVE TO US 63 IN ZUMBRO FALLS, GRADING, BITUMINOUS AND ADA	8.7	RS	BITUMINOUS OVERLAY	STBG	4,800,000	3,840,000	-	-	960,000	-	-
868	US 999	8826-186	2018	MnDOT	**ELLA** DISTRICTWIDE ROUT AND SEAL BITUMINOUS PAVEMENT CRACKS	0.0	PM	PREVENTIVE MAINTENANCE	NHPP	485,740	388,592	-	-	97,148	-	-
869	MN 999	8806-ADA-18	2018	MnDOT	DISTRICTWIDE ADA IMPROVEMENTS - 2018	0.0	SC	APPURTENANCES	STBG	750,000	600,000	-	-	150,000	-	-
870	MN 999	8806-BI-18	2018	MnDOT	DISTRICTWIDE SETASIDES - BRIDGE REPAIR - 2018	0.0	BI	BRIDGE REPAIR	SF	351,307	-	-	-	351,307	-	-
871	MN 999	8806-CL-18	2018	MnDOT	DISTRICTWIDE SETASIDE - CULVERT LININGS, REPAIRS AND REPLACEMENTS ACROSS DISTRICT 6 - FY 2018	0.0	DR	CULVERT REPLACEMENT	SF	50,000	-	-	-	50,000	-	-
872	MN 999	8806-LT-18	2018	MnDOT	DISTRICTWIDE SETASIDES - LIGHTING - 2018	0.0	SC	LIGHTING	SF	50,000	-	-	-	50,000	-	-
873	MN 999	8806-MA-18	2018	MnDOT	DISTRICTWIDE SETASIDES - MISCELLANEOUS AGREEMENTS - 2018	0.0	MA	MISCELLANEOUS	SF	300,000	-	-	-	300,000	-	-
874	MN 999	8806-PD-18	2018	MnDOT	DISTRICTWIDE SETASIDE - PROJECT DELIVERY - 2018	0.0	CA	MISCELLANEOUS	SF	4,150,000	-	-	-	4,150,000	-	-

ATP 6	FY 2017-FY 2020 STATE TRANSPORTATION IMPROVEMENT PROGRAM (STIP)															
SEQ #	ROUTE SYSTEM	PROJECT NUMBER	YEAR	AGENCY	PROJECT DESCRIPTION	MILES	PRGM	WORK TYPE	FUNDS	TOTAL	FHWA	AC	FTA	TH	BOND	OTHER
875	MN 999	8806-PM-18 -01	2018	MnDOT	DISTRICTWIDE SETASIDES - PREVENTIVE MAINTENANCE - 2018	0.0	PM	PREVENTIVE MAINTENANCE	SF	2,300,000	-	-	-	2,300,000	-	-
876	MN 999	8806-PM-18 -02	2018	MnDOT	DISTRICTWIDE SETASIDES - PREVENTIVE MAINTENANCE - 2018	0.0	PM	PREVENTIVE MAINTENANCE	STBG	2,400,000	1,920,000	-	-	480,000	-	-
877	MN 999	8806-RW-18	2018	MnDOT	DISTRICTWIDE SETASIDES - R/W - 2018	0.0	RW	RIGHT OF WAY	SF	2,300,000	-	-	-	2,300,000	-	-
878	MN 999	8806-SA-18	2018	MnDOT	DISTRICTWIDE SETASIDES - SUPPLEMENTAL AGREEMENTS AND COST OVERRUNS - 2018	0.0	SA	SUPP. AGREE. & COST OVERRUNS	SF	3,500,000	-	-	-	3,500,000	-	-
879	MN 999	8806-SC-18	2018	MnDOT	DISTRICTWIDE SETASIDES - SAFETY PROJECTS - 2018	0.0	SC	GRADE AND SURFACE	SF	438,555	-	-	-	438,555	-	-
880	MN 999	8806-SG-18	2018	MnDOT	DISTRICTWIDE SETASIDES - SIGNAL REPLACEMENT - 2018	0.0	SC	TRAFFIC SIGNAL INST.	SF	400,000	-	-	-	400,000	-	-
881	MN 999	8806-SN-18	2018	MnDOT	DISTRICTWIDE SETASIDES - SIGNING - 2018	0.0	RX	SIGNING	SF	220,000	-	-	-	220,000	-	-
882	MN 999	8806-ST-18	2018	MnDOT	DISTRICTWIDE SETASIDES - STRIPING - 2018	0.0	RX	STRIPING	SF	600,000	-	-	-	600,000	-	-
883	MN 999	8826-188	2018	MnDOT	**ITS** VARIOUS LOCATIONS ON TH 52, 14 AND LOCAL ROADWAYS, REPLACE DMS	0.0	TM	ITS	STBG	325,000	260,000	-	-	65,000	-	-
										106,138,694	66,579,199	4,189,392	3,072,317	22,023,150	1,500,000	12,964,028

ATP 6	FY 2017-FY 2020 STATE TRANSPORTATION IMPROVEMENT PROGRAM (STIP)															
SEQ #	ROUTE SYSTEM	PROJECT NUMBER	YEAR	AGENCY	PROJECT DESCRIPTION	MILES	PRGM	WORK TYPE	FUNDS	TOTAL	FHWA	AC	FTA	TH	BOND	OTHER
884	BB	TRF-0047-19	2019	ROCHESTER	SECT 5307: ROCHESTER DAR OPERATING ASSISTANCE	0.0	B9	BUS GRANT CAPITAL IMPROVEMENT	LF	876,978	-	-	-	-	-	876,978
885	BB	TRF-0047-19A	2019	ROCHESTER	SECT 5307: ROCHESTER RR OPERATING ASSISTANCE	0.0	B9	OPERATE BUS	FTA	9,242,339	-	-	2,000,000	-	-	7,242,339
886	BB	TRF-0047-19B	2019	ROCHESTER	ST MARY'S STATION - CONSTRUCTION	0.0	B9	BUS GRANT CAPITAL IMPROVEMENT	FTA	250,000	-	-	200,000	-	-	50,000
887	BB	TRF-3780-19	2019	LA CRESCENT	SECT 5307: LACRESCENT TRANSIT OPERATING ASSISTANCE	0.0	B9	OPERATE BUS	FTA	361,584	-	-	72,317	-	-	289,267
888	CSAH 1	023-601-033	2019	FILLMORE COUNTY	CSAH 1, UNBONDED CONCRETE OVERLAY, FROM MOWER COUNTY LINE (CSAH 11) TO CSAH 39	9.9	RS	SURFACING	STBG	2,600,000	2,080,000	-	-	-	-	520,000
889	CSAH 3	079-070-009	2019	WABASHA COUNTY	CSAH 3, SHOULDER PAVING , RUMBLE STRIPES AND SAFETY EDGE	0.0	SH	SAFETY TARGET	HSIP	300,000	270,000	-	-	-	-	30,000
890	CSAH 9	055-609-018AC	2019	OLMSTED COUNTY	**AC** CSAH 9, FROM CSAH 22 TO CR 119 SOUTH, RECONSTRUCTION AND CONCRETE MILL & OVERLAY. REPLACE BR #92150 WITH BR , REPLACE RAILROAD CROSSING USDOT NO. 193270F (AC PAYBACK 1 OF 1)	0.0	RC	SURFACING	STBG	354,848	354,848	-	-	-	-	-
891	CSAH 12	023-612-041	2019	FILLMORE COUNTY	CSAH 12, REPLACE BRIDGE 449, 2 MI W OF JCT CSAH 14, WEST OF PRESTON	0.0	BR	BRIDGE REPLACEMENT	BROS	460,000	368,000	-	-	-	-	92,000
892	CSAH 19	066-070-018AC	2019	RICE COUNTY	**AC** CSAH 19, MILL, RECLAMATION, BITUMINOUS SURFACING, SHOULDER PAVING AND RUMBLE STRIPS (AC PAYBACK 1 OF 1)	0.0	SH	SAFETY TARGET	HSIP	350,000	350,000	-	-	-	-	-
893	CSAH 21	020-621-004AC	2019	DODGE COUNTY	**AC**CSAH 21, FROM CSAH 12 TO 5TH STREET NW IN KASSON, PAVEMENT REMOVAL AND RESURFACE (AC PAYBACK 1 OF 1)	1.9	RS	SURFACING	STBG	215,000	215,000	-	-	-	-	-
894	CSAH 25	085-625-063AC	2019	WINONA COUNTY	**AC** CSAH 25, FROM US 14 TO 7 MI NORTH, RECLAMATION AND RESURFACE (AC PAYBACK, 1 OF 1)	7.0	RS	BITUMINOUS RECLAMATION	STBG	524,392	524,392	-	-	-	-	-
895	CSAH 46	066-070-017	2019	RICE COUNTY	CSAH 46, AT TH 19/ FLYING J, INTERSECTION REALIGNMENT	0.0	SH	SAFETY TARGET	HSIP	654,800	589,320	-	-	-	-	65,480
896	LOCAL	079-070-012	2019	WABASHA COUNTY	COUNTYWIDE 2' SHOULDER PAVING, RUMBLE STRIPS AND SAFETY EDGE ON HORIZONTAL CURVES	0.0	SH	SAFETY TARGET	HSIP	1,000,000	900,000	-	-	-	-	100,000
897	LOCAL	125-135-007	2019	FARIBAULT	30TH ST NW, CONCRETE PAVEMENT/CONCRETE SIDEWALK FROM CARDINAL AVENUE TO INDUSTRIAL DRIVE IN FARIBAULT	0.5	RS	CONCRETE PAVEMENT	STBG	1,502,000	1,058,560	-	-	-	-	443,440
898	LOCAL	156-080-015AC	2019	RED WING	**AC** US 61, CR 53, SPRING CREEK AVE, SOUTH AND NORTH SERVICE DRIVES, INTERSECTION REALIGNMENT WITH FRONTAGE ROAD CONSTRUCTION (AC PAYBACK, 1 OF 1)	1.0	MC	GRADE AND SURFACE	STBG	500,000	500,000	-	-	-	-	-
899	LOCAL	159-020-020	2019	ROCHESTER	CSAH 2, (14TH STREET NE/VIOLA ROAD NE ) CONCRETE PAVEMENT RECONSTRUCTION FROM 11TH AVENUE NE TO EAST CIRCLE DRIVE (CSAH 22)	1.4	RC	GRADE AND SURFACE	STBG	5,600,000	2,067,200	-	-	-	-	3,532,800
900	MUN 58	025-599-121	2019	GOODHUE COUNTY	3RD ST N OVER THE CANNON RIVER, 0.5 MI N OF JCT TH 19, REHAB BR # L5391	0.0	BI		BROS	2,152,679	1,722,143	-	-	-	-	430,536
901	PED/BIKE	079-596-010	2019	WABASHA COUNTY	LIGHTING IMPROVEMENTS, SIDEWALK EXTENSION AND BUS TURNOUT - PLAINVIEW	0.0	EN	PED./BIKE IMPROVEMENT	STBGTA	585,250	424,100	-	-	-	-	161,150
902	PED/BIKE	079-596-011	2019	WABASHA COUNTY	WABASHA COUNTY SIDEWALK IMPROVEMENT PROJECT - ELGIN	0.0	EN	PED./BIKE IMPROVEMENT	STBGTA	272,160	200,000	-	-	-	-	72,160
903	PED/BIKE	159-010-011	2019	ROCHESTER	HIGHWAY 14 EAST TRAIL	0.0	EN	PED./BIKE IMPROVEMENT	STBGTA	777,700	575,900	-	-	-	-	201,800
904	I 35	2480-108	2019	MnDOT	I-35, FROM IOWA BORDER TO I-90, CABLE MEDIAN BARRIER - F.Y. 2017 SHELF PROJECT	14.3	SH	TRAFFIC CONTROL DEVICES	HSIP	1,555,555	1,400,000	-	-	155,555	-	-

ATP 6	FY 2017-FY 2020 STATE TRANSPORTATION IMPROVEMENT PROGRAM (STIP)															
SEQ #	ROUTE SYSTEM	PROJECT NUMBER	YEAR	AGENCY	PROJECT DESCRIPTION	MILES	PRGM	WORK TYPE	FUNDS	TOTAL	FHWA	AC	FTA	TH	BOND	OTHER
905	I 35	6680-113	2019	MnDOT	**SPP** I 35 SB LANES FROM 0.1 MI N MN 21 TO 0.1 MI N CSAH 9, BITUMINOUS MILL AND OVERLAY	3.8	RS	BITUMINOUS OVERLAY	NHPP	1,921,114	1,729,003	-	-	192,111	-	-
906	I 90	2482-74	2019	MnDOT	**SPP** I 90, WB LANES FROM MN 13 TO CSAH 46 (PETRAN), BITUMINOUS MILL AND OVERLAY	11.6	RS	BITUMINOUS OVERLAY	NHPP	4,801,242	4,321,118	-	-	480,124	-	-
907	I 90	8580-170	2019	MnDOT	I 90, EB AND WB, NODINE WEIGH STATION AND INSPECTION SITE IMPROVEMENT PROJECT	1.7	SC	APPURTENANCES	NHPP	400,000	360,000	-	-	40,000	-	-
908	I 90	8826-155	2019	MnDOT	**SPPB** DISTRICTWIDE DECK REPAIR ON I 90 EB	0.0	BI	REDECK	NHPP	1,400,000	1,260,000	-	-	140,000	-	-
909	MN 16	5003-17	2019	MnDOT	**AC**MN 16 FROM I 90 TO TRACY ROAD IN SPRING VALLEY, MEDIUM BITUMINOUS MILL AND OVERLAY,ADA IMPROVEMENTS (AC PROJECT - PAYBACK IN 2020)	15.8	RS	BITUMINOUS OVERLAY	STBG	6,224,095	4,532,876	1,340,000	-	1,691,219	-	-
910	MN 57	2007-41	2019	MnDOT	MN 57, OVER N BR MID FK ZUMBRO RIVER, APPROX 8.8 MILES N OF MANTORVILLE, REPLACE BRIDGE 6862 WITH BRIDGE 20015	0.0	BR	BRIDGE REPLACEMENT	STBG	1,452,465	1,161,972	-	-	290,493	-	-
911	MN 60	6607-49	2019	MnDOT	MN 60 FROM E. END BRIDGE 5370 OVER STRAIGHT RIVER IN FARIBAULT TO HUSETH AVE IN KENYON, BITUMINOUS MILL AND OVERLAY, ADA IMPROVEMENTS	13.5	RS	BITUMINOUS OVERLAY	STBG	6,578,000	5,224,000	-	-	1,354,000	-	-
912	MN 60	6607-50	2019	MnDOT	MN 60, CITY OF FARIBAULT, URBAN SECTION BITUMINOUS OVERLAY, JCT OF MN 21 TO CENTRAL AVENUE, ADA IMPROVEMENTS	1.1	RS	BITUMINOUS OVERLAY	SF	6,520,000	-	-	-	6,520,000	-	-
913	US 52	2505-57	2019	MnDOT	**ITS** US 52 TMS PHASE III - ITS FROM ELK RUN TO MN 60 W INTERCHANGE	10.3	SC	ITS	NHPP	750,000	600,000	-	-	150,000	-	-
914	US 52	5507-64	2019	MnDOT	**SPP** US 52 FROM 0.1 MI N OF FILLMORE COUNTY CSAH 5 TO 0.2 MI S I90, BITUMINOUS MILL & OVERLAY, ADA IMPROVEMENTS AND REPLACE BRIDGE 6124, 8182 AND 8183	12.5	RS	BITUMINOUS OVERLAY	NHPP	8,626,010	6,696,008	-	-	1,930,002	-	-
915	US 61	7906-96	2019	MnDOT	**SPP** US 61, NB AND SB FROM MN 42 TO 1 MI N LAKE CITY LIMITS, BITUMINOUS MILL AND OVERLAY, ADA IMPROVEMENTS	23.7	RS	BITUMINOUS OVERLAY	NHPP	14,240,001	10,640,001	-	-	3,600,000	-	-
916	US 61	8504-79	2019	MnDOT	**SPP** US 61 NB AND SB FROM 0.4 MI N I 90 TO CSAH 15 (HOMER), BITUMINOUS MILL AND OVERLAY	12.7	RS	BITUMINOUS OVERLAY	NHPP	12,429,834	9,943,867	-	-	2,485,967	-	-
917	US 63	2515-21AC2	2019	MnDOT	**AC**PODI**BP08**SPP** US 63, RED WING, REHAB OR REPLACE BRIDGE 9040 OVER MISSISSIPPI RIVER AND CP RAIL PLUS APPROACH WORK AND REHAB OR REPLACE BRIDGE 9103 - INCLUDES \$11.2M TH BONDS (AC PAYBACK 2 OF 3)	0.0	BR	BRIDGE REPLACEMENT	NHPP	12,000,000	12,000,000	-	-	-	-	-
918	US 63	2515-21OV1	2019	MnDOT	CONTRACT ADMINISTRATION (CONSULTANT BOND ELIGIBLE) - RED WING BRIDGE 9040 AND BRIDGE 9103 - F.Y. 2019	0.3	BR	BRIDGE REPLACEMENT	BF	1,600,000	-	-	-	-	1,600,000	-
919	US 63	5509-86	2019	MnDOT	**SEC164**US 63, FROM NORTH LIMITS OF STEWARTVILLE TO SOUTH LIMITS OF ROCHESTER JUST SOUTH OF TH 52, CABLE MEDIAN BARRIER	8.0	SH	TRAFFIC CONTROL DEVICES	HSIP	800,000	800,000	-	-	-	-	-
920	US 63	5510-84AC	2019	MnDOT	**AC** US 63, CSAH 33 TO TH 60, WHITETOPPING AND REPLACE BRIDGE 8831 AND 8313 OVER STREAM (AC PAYBACK 1 OF 1)	12.8	RS	BITUMINOUS OVERLAY	STBG	2,600,000	2,600,000	-	-	-	-	-
921	MN 999	8806-BI-19-01	2019	MnDOT	DISTRICTWIDE SETASIDE - BRIDGE REPAIR - 2019	0.0	BI	BRIDGE REPAIR	SF	740,000	-	-	-	740,000	-	-
922	MN 999	8806-BI-19-02	2019	MnDOT	DISTRICTWIDE SETASIDE - BRIDGE REPAIR - 2019	0.0	BI	BRIDGE REPAIR	SF	850,000	-	-	-	850,000	-	-
923	MN 999	8806-CL-19	2019	MnDOT	DISTRICTWIDE SETASIDES - CULVERTS - 2019	0.0	DR	CULVERT REPLACEMENT	SF	450,000	-	-	-	450,000	-	-



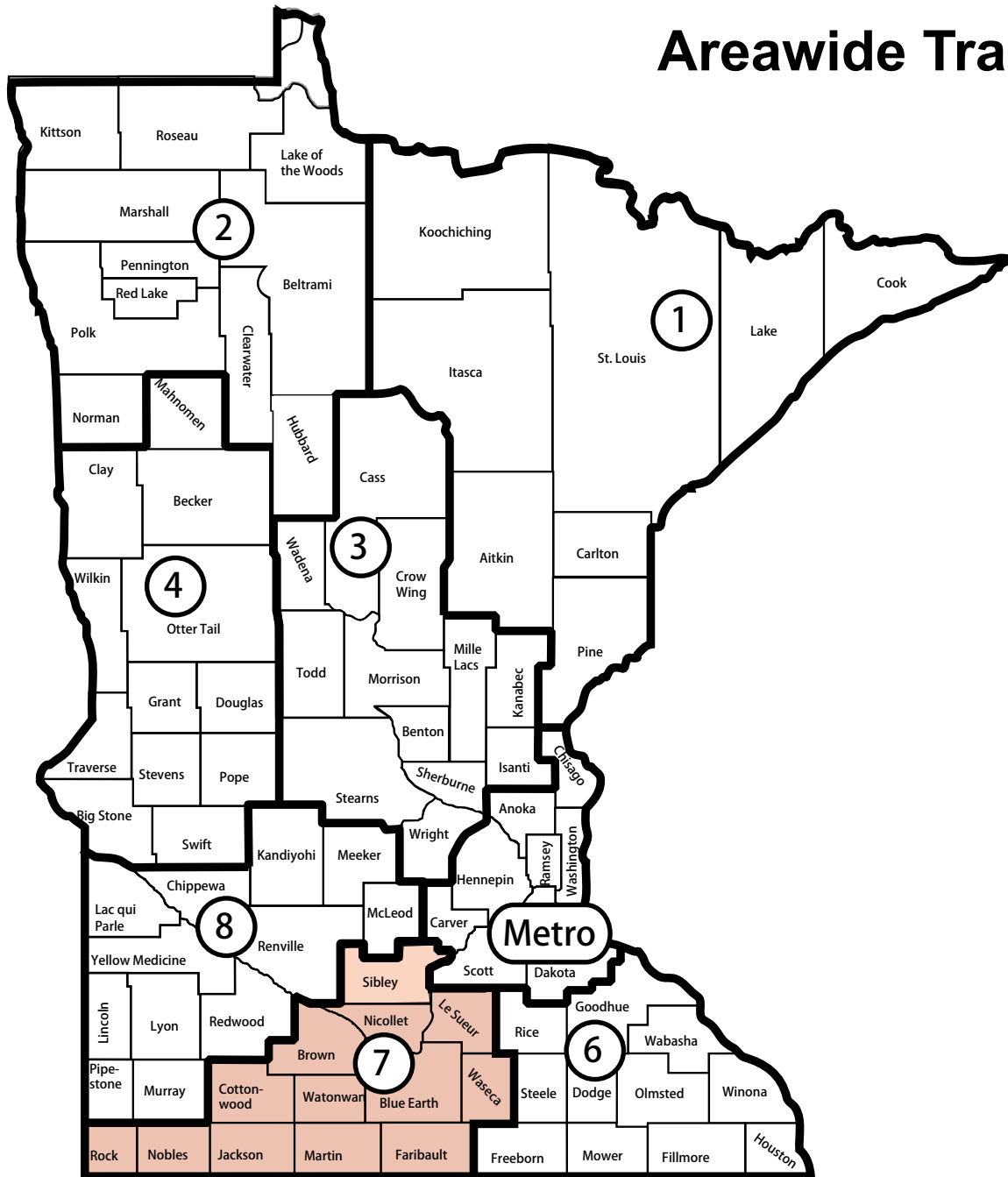
ATP 6	FY 2017-FY 2020 STATE TRANSPORTATION IMPROVEMENT PROGRAM (STIP)															
SEQ #	ROUTE SYSTEM	PROJECT NUMBER	YEAR	AGENCY	PROJECT DESCRIPTION	MILES	PRGM	WORK TYPE	FUNDS	TOTAL	FHWA	AC	FTA	TH	BOND	OTHER
924	MN 999	8806-MA-19	2019	MnDOT	DISTRICTWIDE SETASIDES - MISCELLANEOUS AGREEMENTS - 2019	0.0	MA	MISCELLANEOUS	SF	100,000	-	-	-	100,000	-	-
925	MN 999	8806-PD-19	2019	MnDOT	DISTRICTWIDE SETASIDE - PROJECT DELIVERY - 2019	0.0	CA	MISCELLANEOUS	SF	3,040,000	-	-	-	3,040,000	-	-
926	MN 999	8806-PM-19-01	2019	MnDOT	DISTRICTWIDE SETASIDES - PREVENTIVE MAINTENANCE - 2019 - #1	0.0	PM	PREVENTIVE MAINTENANCE	STBG	1,450,000	1,160,000	-	-	290,000	-	-
927	MN 999	8806-PM-19-02	2019	MnDOT	DISTRICTWIDE SETASIDES - PREVENTIVE MAINTENANCE - 2019 - #2	0.0	PM	PREVENTIVE MAINTENANCE	SF	1,350,000	-	-	-	1,350,000	-	-
928	MN 999	8806-PM-19-03	2019	MnDOT	DISTRICTWIDE SETASIDES - PREVENTIVE MAINTENANCE - 2019 - #3	0.0	PM	PREVENTIVE MAINTENANCE	STBG	1,500,000	1,200,000	-	-	300,000	-	-
929	MN 999	8806-RW-19	2019	MnDOT	DISTRICTWIDE SETASIDES - R/W - 2019	0.0	RW	RIGHT OF WAY	SF	2,300,000	-	-	-	2,300,000	-	-
930	MN 999	8806-SA-19	2019	MnDOT	DISTRICTWIDE SETASIDES - SUPPLEMENTAL AGREEMENTS AND COST OVERRUNS - 2019	0.0	SA	SUPP. AGREE. & COST OVERRUNS	SF	3,000,000	-	-	-	3,000,000	-	-
931	MN 999	8806-SN-19	2019	MnDOT	DISTRICTWIDE SETASIDES - SIGNING - 2019	0.0	RX	SIGNING	SF	170,000	-	-	-	170,000	-	-
932	MN 999	8806-ST-19	2019	MnDOT	DISTRICTWIDE SETASIDES - STRIPING - 2019	0.0	RX	STRIPING	SF	650,000	-	-	-	650,000	-	-
										128,078,046	77,828,308	1,340,000	2,272,317	32,269,471	1,600,000	14,107,950

ATP 6	FY 2017-FY 2020 STATE TRANSPORTATION IMPROVEMENT PROGRAM (STIP)															
SEQ #	ROUTE SYSTEM	PROJECT NUMBER	YEAR	AGENCY	PROJECT DESCRIPTION	MILES	PRGM	WORK TYPE	FUNDS	TOTAL	FHWA	AC	FTA	TH	BOND	OTHER
933	BB	TRF-0047-20	2020	ROCHESTER	SECT 5307: ROCHESTER DAR OPERATING ASSISTANCE	0.0	B9	BUS GRANT CAPITAL IMPROVEMENT	LF	876,978	-	-	-	-	-	876,978
934	BB	TRF-0047-20A	2020	ROCHESTER	SECT 5307: ROCHESTER RR OPERATING ASSISTANCE	0.0	B9	OPERATE BUS	FTA	9,242,339	-	-	2,000,000	-	-	7,242,339
935	BB	TRF-0047-20B	2020	ROCHESTER	SECT 5307: CONSTRUCT PARK & RIDE (DMC)	0.0	B9	BUS GRANT CAPITAL IMPROVEMENT	FTA	16,000,000	-	-	12,800,000	-	-	3,200,000
936	BB	TRF-3780-20	2020	LA CRESCENT	SECT 5307: LACRESCENT TRANSIT OPERATING ASSISTANCE	0.0	B9	OPERATE BUS	FTA	361,584	-	-	72,317	-	-	289,267
937	CSAH 9	159-020-022	2020	ROCHESTER	COLLEGE VIEW ROAD (CSAH 9) FROM 19TH AVE SE TO EAST CIRCLE DRIVE (CSAH 22) - CONCRETE PAVEMENT	1.1	RC	CONCRETE PAVEMENT	STBG	5,524,200	2,062,000	-	-	-	-	3,462,200
938	CSAH 22	024-622-011	2020	FREEBORN COUNTY	CSAH 22, MARSHALL STREET TO HAMMER ROAD, GRADE AND SURFACE, BITUMINOUS PAVEMENT, STORM SEWER, TRAFFIC SIGNAL INSTALLATION, LIGHTING AND PED/BIKE IMPROVEMENTS (ASSOCIATED WITH CITY OF ALBERT LEA S.P. 101-020-015)	1.3	RC	GRADE AND SURFACE	STBG	7,500,000	4,728,000	-	-	-	-	2,772,000
939	CSAH 30	085-630-009	2020	WINONA COUNTY	CSAH 30 OVER BEAVER CREEK, 0.4 MI W OF JCT TH74, REPLACE BR # 85507	0.0	BR	BRIDGE REPLACEMENT	BROS	832,000	600,000	-	-	-	-	232,000
940	CSAH 37	085-637-026	2020	WINONA COUNTY	CSAH 37 OVER S FK WHITEWATER RIVER, 1.6 MI S OF JCT CR108, REPLACE BR # 85504	0.0	BR	BRIDGE REPLACEMENT	BROS	871,000	656,000	-	-	-	-	215,000
941	CSAH 46	024-070-026	2020	FREEBORN COUNTY	CSAH 46, 2' PAVED SHOULDERS, RUMBLE STRIPS & SAFETY WEDGE	0.0	SH	SAFETY TARGET	HSIP	192,000	172,800	-	-	-	-	19,200
942	CSAH 59	079-070-010	2020	WABASHA COUNTY	CSAH 59 @ TH 61 INTERSECTION REALIGNMENT	0.0	SH	SAFETY TARGET	HSIP	800,000	720,000	-	-	-	-	80,000
943	LOCAL	025-070-011	2020	GOODHUE COUNTY	COUNTYWIDE INTERSECTION LIGHTING INSTALLATION	0.0	SH	SAFETY TARGET	HSIP	88,000	79,200	-	-	-	-	8,800
944	LOCAL	079-070-011	2020	WABASHA COUNTY	COUNTYWIDE 6" EDGELINE STRIPING	0.0	SH	SAFETY TARGET	HSIP	404,000	363,600	-	-	-	-	40,400
945	LOCAL 999	8806-SHL-20	2020	LOCAL	HSIP SETASIDE - LOCAL - 2020	0.0	SH	SAFETY TARGET	HSIP	849,333	764,400	-	-	-	-	84,933
946	PED/BIKE	156-090-003	2020	RED WING	OLD WEST MAIN STREET PEDESTRIAN-BICYCLE BRIDGE	0.0	EN	PED./BIKE IMPROVEMENT	STBGTA	1,811,250	857,218	-	-	-	-	954,032
947	PED/BIKE	234-090-001	2020	LAKE CITY	HOK-SI-LA PARK RECREATION TRAIL	0.0	EN	PED./BIKE IMPROVEMENT	STBGTA	535,596	342,782	-	-	-	-	192,814
948	I 90	5580-91	2020	MnDOT	**AC** I 90 EB OVER US 52, BRIDGE 55810 AND WB OVER US 52, BRIDGE 55809, REHAB BRIDGES (AC PROJECT - PAYBACK IN 2021)	0.0	BR	BRIDGE REPLACEMENT	NHPP	1,225,000	968,500	1,340,000	-	256,500	-	-
949	I 90	8580-167	2020	MnDOT	I 90 WB FROM NEAR US 61/DAKOTA TO 0.618 MI W OF WB ENT RAMP FROM US 61 NB AND EB FROM NEAR US 61/DAKOTA TO 0.1 MI W OF S LIMITS OF DAKOTA, BITUMINOUS MILL AND OVERLAY	6.0	RS	BITUMINOUS OVERLAY	NHPP	4,200,000	3,780,000	-	-	420,000	-	-
950	MN 16	5003-17AC	2020	MnDOT	**AC**MN 16 FROM I 90 TO TRACY ROAD IN SPRING VALLEY, MEDIUM BITUMINOUS MILL AND OVERLAY (AC PAYBACK 1 OF 1)	15.8	RS	BITUMINOUS OVERLAY	STBG	1,340,000	1,340,000	-	-	-	-	-
951	MN 30	7403-30	2020	MnDOT	MN 30 FROM 0.28 MI W OF ELLENDALE TO 1 MI E OF CSAH 45, BITUMINOUS MILL AND OVERLAY, ADA IMPROVEMENTS	5.6	RS	BITUMINOUS OVERLAY	STBG	3,178,000	2,480,000	-	-	698,000	-	-
952	MN 60	7903-54	2020	MnDOT	MN 60 FROM US 63 TO US 61, BITUMINOUS MILL AND OVERLAY, ADA IMPROVEMENTS	24.0	RS	BITUMINOUS OVERLAY	STBG	10,906,000	8,720,000	-	-	2,186,000	-	-
953	MN 74	7909-04	2020	MnDOT	**ELLA** MN 74, OVER STREAM, REPLACE BRIDGE 8355	0.0	BR	BRIDGE REPLACEMENT	SF	250,000	-	-	-	250,000	-	-

ATP 6	FY 2017-FY 2020 STATE TRANSPORTATION IMPROVEMENT PROGRAM (STIP)															
SEQ #	ROUTE SYSTEM	PROJECT NUMBER	YEAR	AGENCY	PROJECT DESCRIPTION	MILES	PRGM	WORK TYPE	FUNDS	TOTAL	FHWA	AC	FTA	TH	BOND	OTHER
954	MN 74	8508-38	2020	MnDOT	**ELLA** MN 74,OVER STREAMS, REHAB BRIDGES 8593 AND 8595 AND REPLACE BRIDGES 5835, 5836, 8592 AND 8594	0.0	BR	BRIDGE REPLACEMENT	SF	1,350,000	-	-	-	1,350,000	-	-
955	MN 74	8508-40	2020	MnDOT	**ELLA** MN 74 FORCE ACCOUNT - MATERIALS AND EQUIPMENT RENTAL, OVER BEAVER CREEK, REPLACE BRIDGE 85002 - WORK TO BE DONE BY BRIDGE CREW	0.0	RX	BRIDGE REPLACEMENT	SF	350,000	-	-	-	350,000	-	-
956	US 14	7402-34	2020	MnDOT	**ITS** TH 14 FROM I-35 TO CSAH 80, TMS	6.2	TM	ITS	STBG	500,000	400,000	-	-	100,000	-	-
957	US 52	2309-30	2020	MnDOT	US 52 FROM 0.1 MI N CSAH 22 TO 0.1 MI S E JCT MN 16, BITUMINOUS MILL AND OVERLAY	7.0	RS	BITUMINOUS OVERLAY	NHPP	3,900,000	3,120,000	-	-	780,000	-	-
958	US 52	5507-69	2020	MnDOT	US 52 NB AND SB FROM 0.2 MI S OF I 90 TO US 63, BITUMINOUS OVERLAY	5.8	RS	BITUMINOUS OVERLAY	NHPP	6,400,000	5,120,000	-	-	1,280,000	-	-
959	US 52	5507-69S	2020	MnDOT	US 52 FROM I-90 TO US 63 IN SOUTH ROCHESTER, CABLE MEDIAN BARRIER - HSIP PORTION OF S.P. 5507-69	0.0	SH	TRAFFIC CONTROL DEVICES	HSIP	722,222	650,000	-	-	72,222	-	-
960	US 63	2515-21AC3	2020	MnDOT	**AC**PODI**BP08** US 63, RED WING, REHAB OR REPLACE BRIDGE 9040 OVER MISSISSIPPI RIVER AND CP RAIL PLUS APPROACH WORK AND REHAB OR REPLACE BRIDGE 9103 - INCLUDES \$11.2M TH BONDS (AC PAYBACK 3 OF 3)	0.0	BR	BRIDGE REPLACEMENT	NHPP	4,200,000	4,200,000	-	-	-	-	-
961	US 63	2515-21OV2	2020	MnDOT	CONTRACT ADMINISTRATION (CONSULTANT BOND ELIGIBLE) - RED WING BRIDGE 9040 AND BRIDGE 9103 - F.Y. 2020	0.3	BR	BRIDGE REPLACEMENT	BF	300,000	-	-	-	-	300,000	-
962	MN 999	8806-AM-20	2020	MnDOT	DISTRICTWIDE SETASIDES - MUNICIPAL AGREEMENTS - 2020	0.0	AM	COOP. CONST. AGREEMENT	SF	5,271,000	-	-	-	5,271,000	-	-
963	MN 999	8806-BI-20-01	2020	MnDOT	DISTRICTWIDE BRIDGE REHAB AND REPAIR - 2020	0.0	BI	BRIDGE REHABILITATION	SF	748,888	-	-	-	748,888	-	-
964	MN 999	8806-BI-20-02	2020	MnDOT	DISTRICTWIDE SETASIDES - BRIDGE REPAIR - 2020	0.0	BI	BRIDGE REPAIR	SF	529,000	-	-	-	529,000	-	-
965	MN 999	8806-CL-20	2020	MnDOT	DISTRICTWIDE SETASIDES - CULVERTS - 2020	0.0	DR	CULVERT REPLACEMENT	SF	500,000	-	-	-	500,000	-	-
966	MN 999	8806-LT-20	2020	MnDOT	DISTRICTWIDE SETASIDES - LIGHTING - 2020	0.0	SC	LIGHTING	SF	50,000	-	-	-	50,000	-	-
967	MN 999	8806-MA-20	2020	MnDOT	DISTRICTWIDE SETASIDES - MISCELLANEOUS AGREEMENTS - 2020	0.0	MA	MISCELLANEOUS	SF	100,000	-	-	-	100,000	-	-
968	MN 999	8806-PD-20	2020	MnDOT	DISTRICTWIDE SETASIDE - PROJECT DELIVERY - 2020	0.0	CA	MISCELLANEOUS	SF	2,600,000	-	-	-	2,600,000	-	-
969	MN 999	8806-PM-20-01	2020	MnDOT	DISTRICTWIDE SETASIDES - PREVENTIVE MAINTENANCE - 2020	0.0	PM	PREVENTIVE MAINTENANCE	STBG	1,385,000	1,108,000	-	-	277,000	-	-
970	MN 999	8806-PM-20-02	2020	MnDOT	DISTRICTWIDE SETASIDES - PREVENTIVE MAINTENANCE - 2020	0.0	PM	PREVENTIVE MAINTENANCE	STBG	1,385,000	1,108,000	-	-	277,000	-	-
971	MN 999	8806-RW-20	2020	MnDOT	DISTRICTWIDE SETASIDES - R/W - 2020	0.0	RW	RIGHT OF WAY	SF	2,300,000	-	-	-	2,300,000	-	-
972	MN 999	8806-SA-20	2020	MnDOT	DISTRICTWIDE SETASIDES - SUPPLEMENTAL AGREEMENTS AND COST OVERRUNS - 2020	0.0	SA	SUPP. AGREE. & COST OVERRUNS	SF	3,000,000	-	-	-	3,000,000	-	-
973	MN 999	8806-SC-20	2020	MnDOT	DISTRICTWIDE SETASIDES - SAFETY PROJECTS - 2020	0.0	SC	SAFETY TARGET	STBG	1,787,778	1,430,222	-	-	357,556	-	-
974	MN 999	8806-SG-20	2020	MnDOT	DISTRICTWIDE SETASIDES - SIGNAL REPLACEMENT - 2020	0.0	SC	TRAFFIC SIGNAL INST.	SF	443,000	-	-	-	443,000	-	-
975	MN 999	8806-SN-20	2020	MnDOT	DISTRICTWIDE SETASIDES - SIGNING - 2020	0.0	RX	SIGNING	SF	220,000	-	-	-	220,000	-	-
976	MN 999	8806-ST-20	2020	MnDOT	DISTRICTWIDE SETASIDES - STRIPING - 2020	0.0	RX	STRIPING	SF	700,000	-	-	-	700,000	-	-
										105,729,168	45,770,722	1,340,000	14,872,317	25,116,166	300,000	19,669,963



# Areawide Transportation Partnership (ATP) Boundaries



## DISTRICT 7

**Greg Ous**  
**Transportation District Engineer**  
**(507) 304-6101**  
**2151 Bassett Drive**  
**Mankato, Minnesota 56001-6888**  
**General Information: (507) 304-6100**  
**(800)-657-3747**



ATP 7	FY 2017-FY 2020 STATE TRANSPORTATION IMPROVEMENT PROGRAM (STIP)															
SEQ #	ROUTE SYSTEM	PROJECT NUMBER	YEAR	AGENCY	PROJECT DESCRIPTION	MILES	PRGM	WORK TYPE	FUNDS	TOTAL	FHWA	AC	FTA	TH	BOND	OTHER
977	BB	TRF-0028-17A	2017	MNDOT	SECT 5307: CITY OF MANKATO RR TRANSIT OPERATING ASSISTANCE	0.0	B9	OPERATE BUS	FTA	1,751,000	-	-	435,755	-	-	1,315,245
978	BB	TRF-0028-17B	2017	MNDOT	SECT 5307: CITY OF MANKATO RR TRANSIT PREVENTATIVE MAINTENANCE	0.0	B9	OPERATE BUS	FTA	263,000	-	-	188,000	-	-	75,000
979	BB	TRF-0028-17T	2017	MNDOT	CITY OF MANKATO PURCHASE 1 BUS (CLASS 400 LOW FLOOR) AND BUS RELATED EQUIPMENT	0.0	TR	PURCHASE BUS	FTA	155,000	-	-	124,000	-	-	31,000
980	RR	07-00125	2017	BLUE EARTH COUNTY	UP RR, UPGRADE EXISTING SIGNAL SYSTEM, CSAH 5, 3RD AVE	0.0	SR	RR X-ING IMPROVEMENTS	RRS	385,205	385,205	-	-	-	-	-
981	RR	08-00120	2017	MNDOT	CSAH 3,DME RR, O CONNELL AVE, INSTALL GATES	0.0	SR	RR X-ING IMPROVEMENTS	RRS	226,711	226,711	-	-	-	-	-
982	RR	4008-30	2017	MNDOT	UP RR, UPGRADE EXISTING SIGNAL SYSTEM, MN 99	0.0	SR	RR X-ING IMPROVEMENTS	RRS	390,977	5,000	-	-	385,977	-	-
983	RR	46-00114	2017	MARTIN COUNTY	UP RR, INSTALL GATES, M46, MAIN ST	0.0	SR	RR X-ING IMPROVEMENTS	RRS	207,264	207,264	-	-	-	-	-
984	CSAH 1	017-070-003	2017	COTTONWOOD COUNTY	CSAH 1, FROM CSAH 27 TO TH 30, OVERLAY, PAVE SHOULDERS AND RUMBLE STRIPES	7.4	SH	BITUMINOUS PAVEMENT	HSIP	3,500,000	270,000	-	-	-	-	3,230,000
985	CSAH 3	081-603-034	2017	WASECA COUNTY	CSAH 3, FROM OLD TH 14 AT JANESVILLE TO NORTH COUNTY LINE, ON CSAH 7, FROM TH 13 TO RICE CO LINE AND ON LE SUEUR CSAH 62, FROM SOUTH COUNTY LINE TO TH 60, CONCRETE PRESERVATION	10.7	RD	CONCRETE PAVEMENT REHAB	STBG	1,575,500	1,150,000	-	-	-	-	425,500
986	CSAH 5	083-070-007AC	2017	WATONWAN COUNTY	**AC**CSAH 5, FROM 330TH ST TO TH 30, CONCRETE OVERLAY, PAVE SHOULDERS, RUMBLE STRIPES AND INTERSECTION IMPROVEMENTS (AC PAYBACK 1 OF 1)	4.0	SH	PAVE SHOULDER	HSIP	225,000	225,000	-	-	-	-	-
987	CSAH 5	083-070-008AC	2017	WATONWAN COUNTY	**AC**CSAH 5, FROM COUNTY ROAD 105 TO 330TH ST, CONCRETE OVERLAY, PAVE SHOULDERS, RUMBLE STRIPES, CHEVRONS AND INTERSECTION IMPROVEMENTS (AC PAYBACK 1 OF 1)	2.0	SH	PAVE SHOULDER	HSIP	229,500	229,500	-	-	-	-	-
988	CSAH 12	007-612-021	2017	BLUE EARTH COUNTY	**AC**CSAH 12, FROM CSAH 17 TO TH 83, CONSTRUCT NEW ROAD AND ROUNDABOUT AT JCT TH 83 (TIED 0711-30)(AC PAYBACK IN 2020)	1.7	MC	GRADE AND SURFACE	STBG	8,632,000	1,150,000	1,368,000	-	-	-	7,482,000
989	CSAH 24	032-624-035	2017	JACKSON COUNTY	CSAH 24, 1.7 MI EAST OF JCT TH 60, REPLACE BR#6444 WITH NEW BRIDGE #32576	0.0	BR	BRIDGE REPLACEMENT	BROS	700,000	560,000	-	-	-	-	140,000
990	CSAH 25	072-625-015	2017	SIBLEY COUNTY	CSAH 25, 0.8 MI W OF JCT TH 15, REPLACE BR 72505 WITH NEW BR 72J69	0.1	BR	BRIDGE REPLACEMENT	BROS	475,000	368,000	-	-	-	-	107,000
991	CSAH 25	177-020-011	2017	WORTHINGTON	CSAH 25, ON DIAGONAL ROAD, FROM OXFORD STREET TO 10TH AVE, MILL AND OVERLAY	0.6	RS	MILL AND OVERLAY	STBG	563,000	439,475	-	-	-	-	123,525
992	LOCAL	007-070-003	2017	BLUE EARTH COUNTY	COUNTY WIDE, CURVE AND INTERSECTION SAFETY IMPROVEMENTS	0.0	SH	SIGNING	HSIP	654,700	589,230	-	-	-	-	65,470
993	LOCAL	022-080-001	2017	FARIBAUT COUNTY	**TED**CITY OF WELLS, CONSTRUCT BUSINESS PARK ACCESS (TIED 2205-11)	0.0	MC	GRADE AND SURFACE	DEED LF	2,419,000	-	-	-	-	-	2,419,000
994	LOCAL	137-080-002	2017	MANKATO	**AC**TED** ADAMS ST, FROM ROOSEVELT CIRCLE TO CSAH 12, CONSTRUCT NEW ROAD (AC PAYBACK IN 2018, 2019 & 2020)	0.6	MC	GRADE AND SURFACE	STBG	4,923,600	225,600	1,274,400	-	-	-	4,698,000
995	MSAS 112	123-112-001	2017	FAIRMONT	MSAS 112, ON MARGARET STREET, FROM NORTH AVE TO TH 15, PAVEMENT REHAB	0.7	RD	BITUMINOUS PAVEMENT	STBG	1,189,657	951,725	-	-	-	-	237,932
996	MUN 154	137-591-005	2017	MANKATO	**SRTS**INFRA IN MANKATO, INTERSECTION IMPROVEMENT AND PAVEMENT MARKING ALONG S RIVERFRONT BETWEEN SIBLEY ST AND OWATONNA ST	0.0	BT	GRADE AND SURFACE	STBGTA	287,020	229,616	-	-	-	-	57,404

ATP 7	FY 2017-FY 2020 STATE TRANSPORTATION IMPROVEMENT PROGRAM (STIP)															
SEQ #	ROUTE SYSTEM	PROJECT NUMBER	YEAR	AGENCY	PROJECT DESCRIPTION	MILES	PRGM	WORK TYPE	FUNDS	TOTAL	FHWA	AC	FTA	TH	BOND	OTHER
997	PED/BIKE	040-591-001	2017	LE SUEUR COUNTY	**AC** ALONG S 4TH ST, S 5TH ST AND BRIDGE ST, IN THE CITY OF LE SUEUR, RECONSTRUCT SIDEWALKS AND ADA (AC PAYBACK IN 2019)	0.0	BT	PED./BIKE IMPROVEMENT	STBGTA	267,082	-	383,090	-	-	-	267,082
998	PED/BIKE	067-591-005	2017	ROCK COUNTY	INFRA LUVERNE LOOP PHASE II, CE & CONSTRUCTION OF PED/BIKE TRAIL FROM LUVERNE PUBLIC SCHOOLS NEAR DODGE ST AROUND THE SW QUADRANT OF THE CITY TO THE I90/US75 COMMERCIAL CORRIDOR	1.6	BT	PED./BIKE IMPROVEMENT	STBGTA	695,446	400,000	-	-	-	-	295,446
999	PED/BIKE	137-591-003	2017	MANKATO	**SRTS**INFRA MANKATO, ALONG MAIN ST, DIVISION ST, DANE ST, PFAU ST, CAPITAL DR & MCCONNELL ST, CE & CONSTRUCTION OF SIDEWALK	1.4	BT	PED./BIKE IMPROVEMENT	STBGTA	516,407	356,142	-	-	-	-	160,265
1000	I 90	4680-124	2017	MNDOT	**SPP**ELLA** I 90, FROM 0.5 MI E OF TH 4 TO 1.7 MI W OF CSAH 53 CONSTRUCT CROSSEOVERS & PONDS	17.7	RD	GRADE AND SURFACE	NHPP	882,934	794,641	-	-	88,293	-	-
1001	I 90	4680-126	2017	MNDOT	I90, FROM 0.3 MI W OF TH 4 TO 1.34 MI E OF 230TH AVE, MILL & OVERLAY & END POST REPLACEMENT ON VARIOUS BRIDGES & LIGHTING	18.3	RS	MILL AND OVERLAY	NHPP	11,200,000	10,080,000	-	-	1,120,000	-	-
1002	I 90	5380-133	2017	MNDOT	**ELLA**APP** I90, FROM 1.0 MI E OF CSAH 13 TO TH 60 WB LANES, & FROM TH 60 TO CSAH 5 EB LANES, MILL & OVERLAY & END POST REPLACEMENT ON BR 53815 & 53816	20.0	RS	MILL AND OVERLAY	NHPP AID	7,259,662	6,523,618	-	-	736,044	-	-
1003	I 90	5380-150	2017	MNDOT	I90, WORTHINGTON WEIGH STATION, REPLACE OR UPGRADE WEIGH SCALE EQUIPMENT COMPONENTS	0.4	RB	WEIGH STATION	NHPP	205,000	184,500	-	-	20,500	-	-
1004	I 90	6780-105	2017	MNDOT	**SPP** I 90, FROM SOUTH DAKOTA STATE LINE TO 0.27 MI E OF CSAH 6, REHAB BR # 9685, 9686, 9689 & 9690 & LIGHTING	5.4	BI	BRIDGE REPAIR	NHPP	4,600,000	4,140,000	-	-	460,000	-	-
1005	MN 4	0802-41M	2017	MNDOT	**DEB**MN 4, FROM JCT TH 68 TO THE NICOLLET/RENVILLE COUNTY LINE, MILL & OVERLAY & REHAB BR#08003(TIED TO 6501-12) D8 IS THE LEAD, D8 SHARE IS \$1.1M	6.3	RS	MILL AND OVERLAY	STBG	3,570,000	2,856,000	-	-	714,000	-	-
1006	MN 4	8302-38	2017	MNDOT	**ELLA**MN 4, FROM 200' S OF 10TH AVE S TO 11TH AVE NE IN ST JAMES, RECONSTRUCT ROADWAY, ADA, ROUNDABOUT AND LIGHTING	1.6	MC	GRADE AND SURFACE	STBG AID	15,685,646	6,630,931	-	-	1,659,533	-	7,395,182
1007	MN 13	8101-57	2017	MNDOT	**DEB**MN 13, TH 30 IN NEW RICHLAND TO 0.9 MI S OF JCT TH 14, MILL & OVERLAY, REHAB BR#81001 & 81002 AND GUARDRAIL REPLACEMENT, LIGHTING, FLASHER SYSTEM & ADA	10.9	RS	MILL AND OVERLAY	STBG	6,400,000	5,120,000	-	-	1,280,000	-	-
1008	MN 15	0805-113	2017	MNDOT	**SPP** MN 15, FROM 0.2 MI S OF TWP RD 46 TO TH 14/TH 15 (7TH NORTH SIGNAL) IN NEW ULM, MILL & OVERLAY, ADA, REHAB BRIDGES 08010 & 08011 & SIGNALS	8.5	RS	MILL AND OVERLAY	NHPP	7,700,000	5,788,000	-	-	1,447,000	-	465,000
1009	MN 15	4603-45	2017	MNDOT	**DEB**SPP** MN 15, FROM JOHNSON STREET TO 0.05 MI S OF GOEMANN RD IN FAIRMONT, MILL & OVERLAY, ADA & SIGNAL SYSTEMS	3.1	RS	MILL AND OVERLAY	NHPP	6,100,000	4,316,000	-	-	1,079,000	-	705,000
1010	MN 22	0704-100	2017	MNDOT	**AC** MN 22, FROM 5TH AVE IN MAPLETON TO 0.1 MI N OF JCT CSAH 15, RECONSTRUCT AND REPLACE BR#5959 WITH NEW BR 07051 (AC PAYBACK IN 2018 & 2019)	10.6	MC	BRIDGE REPLACEMENT	STBG	4,660,000	-	18,640,000	-	4,660,000	-	-
1011	MN 22	2205-11	2017	MNDOT	MN22, CITY OF WELLS BUSINESS PARK, CONSTRUCT RIGHT TURN LANES (TIED 022-080-001)	0.4	AM	TURN LANES	SF	147,800	-	-	-	147,800	-	-



ATP 7	FY 2017-FY 2020 STATE TRANSPORTATION IMPROVEMENT PROGRAM (STIP)															
SEQ #	ROUTE SYSTEM	PROJECT NUMBER	YEAR	AGENCY	PROJECT DESCRIPTION	MILES	PRGM	WORK TYPE	FUNDS	TOTAL	FHWA	AC	FTA	TH	BOND	OTHER
1012	MN 60	1703-69	2017	MNDOT	**SPP**AC** MN 60, FROM WINDOM TO WEST OF MOUNTAIN LAKE, RECONSTRUCT FROM TWO LANE TO FOUR LANE DIVIDED HIGHWAY, REPLACE CULVERT 8260 WITH NEW CULVERT 17X04 & LIGHTING (AC PAYBACK IN 2018)	8.0	MC	GRADE AND SURFACE	NHPP	5,368,000	-	21,472,000	-	5,368,000	-	-
1013	MN 60	1703-78	2017	MNDOT	MN 60, FROM WINDOM TO WEST OF MOUNTAIN LAKE, RELOCATE COUNTY DITCH AND TILE	7.8	AM	GRADE AND SURFACE	NHPP	500,000	400,000	-	-	100,000	-	-
1014	MN 83	0711-30	2017	MNDOT	MN83, JCT OF TH 83 & NEW CSAH 12, CONSTRUCT ROUNDABOUT (TIED 007-612-021)	0.3	AM	GRADE AND SURFACE	STBG	750,000	600,000	-	-	150,000	-	-
1015	MN 99	165-010-015	2017	ST PETER	MN99, IN ST PETER FROM TH 169 TO THE MINNESOTA RIVER, RECONSTRUCT, MEDIAN, SIDEWALK AND ADA (TIED 5207-03)	0.1	MC	GRADE AND SURFACE	STBG	250,000	200,000	-	-	-	-	50,000
1016	MN 99	4008-25	2017	MNDOT	MN99, RECONDITION INPLACE BRIDGE #4930 OVER THE MN RIVER IN ST PETER	0.1	BI	BRIDGE REPAIR	STBG	4,900,000	3,920,000	-	-	980,000	-	-
1017	MN 99	5207-03	2017	MNDOT	MN99, IN ST PETER FROM TH 169 TO THE MINNESOTA RIVER, RECONSTRUCT, MEDIAN, SIDEWALK AND ADA (TIED 165-010-015)	0.1	AM	GRADE AND SURFACE	STBG	280,000	224,000	-	-	56,000	-	-
1018	US 14	0804-113	2017	MNDOT	**DEB**SPP** US 14, FROM 0.1 MI E OF CSAH 27 TO THE WEST LIMITS OF NEW ULM, MILL & OVERLAY	9.8	RD	MILL AND OVERLAY	NHPP	2,300,000	1,840,000	-	-	460,000	-	-
1019	US 14	172-010-003	2017	WASECA	**AC**US14, FROM THE WEST LIMITS OF WASECA TO THE EAST LIMITS OF WASECA, RECONSTRUCT ROADWAY (AC PAYBACK IN 2019) (TIED 8103-115)	3.4	MC	GRADE AND SURFACE	STBG	8,373,433	-	1,200,000	-	-	-	8,373,433
1020	US 14	8103-115	2017	MNDOT	**TH14TB** US 14, FROM THE W CITY LIMITS OF WASECA TO THE E CITY LIMITS OF WASECA, RECONSTRUCT (TIED 172-010-003)	3.4	AM	GRADE AND SURFACE	SF	5,380,000	-	-	-	5,350,000	-	30,000
1021	US 14	8103-115TB	2017	MNDOT	**TH14TB** US 14, FROM THE W CITY LIMITS OF WASECA TO THE E CITY LIMITS OF WASECA, RECONSTRUCT (TIED 172-010-003)	3.4	AM	GRADE AND SURFACE	SF	7,400,000	-	-	-	7,400,000	-	-
1022	US 59	5304-38	2017	MNDOT	**DEB**SPP** US 59, FROM N JCT TH 60 TO I90 IN WORTHINGTON, MILL & OVERLAY, ADA LIGHTING & SIGNAL SYSTEMS	1.2	RS	MILL AND OVERLAY	NHPP	1,385,000	1,040,000	-	-	260,000	-	85,000
1023	US 169	4013-57	2017	MNDOT	US 169, 1.5 MI NORTH OF JCT TH 112, LE SUEUR REST AREA, GRADING AND SITE IMPROVEMENTS	0.8	RB	REST AREA	SF	1,250,000	-	-	-	250,000	-	1,000,000
1024	MN 999	8807-BI-17	2017	MNDOT	DISTRICTWIDE SETASIDES - BRIDGE REPAIR - 2017	0.0	RX	BRIDGE REPAIR	SF	600,000	-	-	-	600,000	-	-
1025	MN 999	8807-PD-17	2017	MNDOT	DISTRICTWIDE SETASIDES - PROJECT DELIVERY - 2017	0.0	CA	MISCELLANEOUS	SF	6,500,000	-	-	-	6,500,000	-	-
1026	MN 999	8807-RW-17	2017	MNDOT	DISTRICTWIDE SETASIDES - RIGHT OF WAY - 2017	0.0	RW	RIGHT OF WAY	SF	1,500,000	-	-	-	1,500,000	-	-
1027	MN 999	8807-RX-17	2017	MNDOT	DISTRICTWIDE SETASIDES - ROAD REPAIR/ROUTE AND SEAL (BARC) - 2017	0.0	RX	ROAD REPAIR	SF	1,900,000	-	-	-	1,900,000	-	-
1028	MN 999	8807-SA-17	2017	MNDOT	DISTRICTWIDE SETASIDES - CONSTRUCTION SA, CO AND INCENTIVES - 2017	0.0	SA	SUPP. AGREE. & COST OVERRUNS	SF	4,000,000	-	-	-	4,000,000	-	-
1029	MN 999	8807-ST-17	2017	MNDOT	DISTRICTWIDE SETASIDES - STRIPING AND SIGNING (BARC) - 2017	0.0	RX	STRIPING	SF	1,200,000	-	-	-	1,200,000	-	-
										152,479,544	62,626,158	44,337,490	747,755	49,872,147	-	39,233,484

ATP 7	FY 2017-FY 2020 STATE TRANSPORTATION IMPROVEMENT PROGRAM (STIP)															
SEQ #	ROUTE SYSTEM	PROJECT NUMBER	YEAR	AGENCY	PROJECT DESCRIPTION	MILES	PRGM	WORK TYPE	FUNDS	TOTAL	FHWA	AC	FTA	TH	BOND	OTHER
1030	BB	TRF-0028-18A	2018	MNDOT	SECT 5307: CITY OF MANKATO RR TRANSIT OPERATING ASSISTANCE	0.0	B9	OPERATE BUS	FTA	1,751,000	-	-	435,755	-	-	1,315,245
1031	BB	TRF-0028-18B	2018	MNDOT	SECT 5307: CITY OF MANKATO RR TRANSIT PREVENTATIVE MAINTENANCE	0.0	B9	OPERATE BUS	FTA	263,000	-	-	188,000	-	-	75,000
1032	BB	TRF-0028-18T	2018	MNDOT	CITY OF MANKATO PURCHASE 2 BUSES (CLASS 400) AND BUS RELATED EQUIPMENT	0.0	TR	PURCHASE BUS	FTA	320,000	-	-	256,000	-	-	64,000
1033	RR	07-00127	2018	BLUE EARTH COUNTY	UP RR, INSTALL GATES, CSAH 5, MANKATO	0.0	SR	RR X-ING IMPROVEMENTS	RRS	250,000	250,000	-	-	-	-	-
1034	RR	07-00128	2018	BLUE EARTH COUNTY	DME RR, INSTALL GATES, CSAH 26, 227TH ST	0.0	SR	RR X-ING IMPROVEMENTS	RRS	250,000	250,000	-	-	-	-	-
1035	RR	07-00129	2018	BLUE EARTH COUNTY	DME RR, INSTALL GATES, CSAH 56, 598TH AVE	0.0	SR	RR X-ING IMPROVEMENTS	RRS	250,000	250,000	-	-	-	-	-
1036	CSAH 5	083-070-011	2018	WATONWAN COUNTY	CSAH 5, FROM TH 30 TO BROWN COUNTY LINE, RECONDITIONING, SHOULDER PAVING, SAFETY WEDGE AND RUMBLE STRIPS	4.0	SH	BITUMINOUS PAVEMENT	HSIP	780,000	162,000	-	-	-	-	618,000
1037	CSAH 7	017-070-004	2018	COTTONWOOD COUNTY	CSAH 7, FROM CSAH 15 TO 390TH ST, OVERLAY, CURVE SHOULDER PAVING AND RUMBLE STRIPES (TIED 017-070-005)	1.3	SH	BITUMINOUS PAVEMENT	HSIP	436,800	17,250	-	-	-	-	419,550
1038	CSAH 7	017-070-005	2018	COTTONWOOD COUNTY	CSAH 7, FROM CSAH 15 TO CSAH 13, OVERLAY, PAVE SHOULDERS AND RUMBLE STRIPES (TIED 017-07-004)	3.3	SH	BITUMINOUS PAVEMENT	HSIP	1,123,200	126,000	-	-	-	-	997,200
1039	CSAH 9	072-609-031	2018	SIBLEY COUNTY	CSAH 9, FROM 225TH ST TO NORTH COUNTY LINE, BITUMINOUS OVERLAY	8.2	RS	BITUMINOUS OVERLAY	STBG	1,312,000	612,000	-	-	-	-	700,000
1040	CSAH 9	083-070-009	2018	WATONWAN COUNTY	CSAH 9, FROM CSAH 30 TO WATONWAN RIVER BRIDGE, BITUMINOUS OVERLAY, SHOULDER PAVING AT CURVES, RUMBLE STRIPES, CHEVRONS AND INTERSECTION IMPROVEMENTS	2.8	SH	BITUMINOUS OVERLAY	HSIP	320,000	36,000	-	-	-	-	284,000
1041	CSAH 13	072-613-015	2018	SIBLEY COUNTY	CSAH 13, FROM CSAH 12 TO NORTH COUNTY LINE, BITUMINOUS OVERLAY	7.5	RS	BITUMINOUS OVERLAY	STBG	1,125,000	588,000	-	-	-	-	537,000
1042	CSAH 29	008-070-005	2018	BROWN COUNTY	**SEC164**CSAH 29, JCT OF TH 4 & CSAH 29, CONSTRUCT ROUNDABOUT (TIED TO 0802-45)	0.1	SH	TRAFFIC MGMT. SYSTEM	HSIP	885,000	885,000	-	-	-	-	-
1043	CSAH 29	032-629-045	2018	JACKSON COUNTY	CSAH 29, FROM IOWA STATE LINE TO CSAH 8, RECLAIM AND BITUMINOUS SURFACING	4.8	RD	BITUMINOUS PAVEMENT	STBG	2,762,000	1,200,000	-	-	-	-	1,562,000
1044	CSAH 57	083-070-010	2018	WATONWAN COUNTY	CSAH 57, FROM TH 60 TO SOUTH LIMITS OF ST JAMES, PAVEMENT REHAB AND GROUND IN WET REFLECTIVE PAVEMENT MARKINGS	1.2	SH	CONCRETE PAVEMENT REHAB	HSIP	475,000	15,750	-	-	-	-	459,250
1045	CSAH 90	007-070-005	2018	BLUE EARTH COUNTY	CSAH 90, AT THE JCT OF CSAH 90 & TH 22, CONSTRUCT ROUNDABOUT (TIED 0704-108) (AC PAYBACK IN 2019)	0.1	SH	TRAFFIC MGMT. SYSTEM	HSIP	67,800	-	610,200	-	-	-	67,800
1046	CSAH 999	007-070-004	2018	BLUE EARTH COUNTY	COUNTY WIDE, CURVE AND INTERSECTION SAFETY IMPROVEMENTS	0.0	SH	SIGNING	HSIP	457,526	411,773	-	-	-	-	45,753
1047	CSAH 999	032-070-001	2018	JACKSON COUNTY	COUNTY WIDE, IMPROVED CURVE DELINEATION	0.0	SH	SIGNING	HSIP	198,000	178,200	-	-	-	-	19,800
1048	CSAH 999	040-070-005	2018	LE SUEUR COUNTY	COUNTY WIDE, RUMBLE STRIPS/STRIPES, EDGELINE AND CENTERLINE MARKINGS	0.0	SH	STRIPING	HSIP	412,610	371,349	-	-	-	-	41,261
1049	LOCAL	137-080-002AC1	2018	MANKATO	**AC**TED** ADAMS ST, FROM ROOSEVELT CIRCLE TO CSAH 12, CONSTRUCT NEW ROAD (AC PAYBACK 1 OF 3)	0.6	MC	GRADE AND SURFACE	STBG	254,400	254,400	-	-	-	-	-
1050	MSAS 116	150-116-009AC	2018	NORTH MANKATO	**AC** MSAS 116, ON LOOKOUT DRIVE FROM CAROL COURT TO HOWARD DRIVE IN NORTH MANKATO, RECONSTRUCT AND MILL & OVERLAY AND ADA (PAYBACK 1 OF 1)	0.0	MC	GRADE AND SURFACE	STBG	1,580,000	1,580,000	-	-	-	-	-

ATP 7	FY 2017-FY 2020 STATE TRANSPORTATION IMPROVEMENT PROGRAM (STIP)															
SEQ #	ROUTE SYSTEM	PROJECT NUMBER	YEAR	AGENCY	PROJECT DESCRIPTION	MILES	PRGM	WORK TYPE	FUNDS	TOTAL	FHWA	AC	FTA	TH	BOND	OTHER
1051	MSAS 138	137-138-001	2018	MANKATO	MSAS 138, ALONG WARREN STREET FROM BALCERZAK DRIVE TO STADIUM RD, CONSTRUCT SIDEWALK, SIGNALS AND ADDITIONAL PEDESTRIAN CHANNELIZATION AT VARIOUS LOCATIONS	0.4	BT	PED./BIKE IMPROVEMENT	STBGTA	721,485	400,000	-	-	-	-	321,485
1052	PED/BIKE	017-591-005	2018	COTTONWOOD COUNTY	IN WINDOM, ADJACENT TO 6TH AVE AT THE WINFAIR ELEMENTARY SCHOOL, CONSTRUCT DROP-OFF AND PICK-UP LANE	0.0	BT	PED./BIKE IMPROVEMENT	STBGTA	443,000	298,400	-	-	-	-	144,600
1053	I 90	6780-107	2018	MNDOT	**ELLA** I90, WB LANES, FROM TH 75 TO ROCK/NOBLES COUNTY LINE, CONCRETE PAVEMENT REHAB, SHOULDER REPLACEMENT & LIGHTING	7.9	RD	CONCRETE PAVEMENT REHAB	NHFP	3,300,000	2,970,000	-	-	330,000	-	-
1054	MN 4	0802-45	2018	MNDOT	**SEC164**MN4, JCT OF TH 4 & CSAH 29, CONSTRUCT ROUNDABOUT (TIED TO 008-070-005)	0.5	SH	TRAFFIC MGMT. SYSTEM	HSIP	885,000	885,000	-	-	-	-	-
1055	MN 19	4003-26	2018	MNDOT	**SEC164** MN19, AT JCT CSAH 89 & JCT CSAH 3, CONSTRUCT CENTER LEFT & RIGHT TURN LANES	0.3	SH	TURN LANES	HSIP	480,000	480,000	-	-	-	-	-
1056	MN 22	0704-100AC1	2018	MNDOT	**AC** MN 22, FROM 5TH AVE IN MAPLETON TO 0.1 MI N OF JCT CSAH 15, RECONSTRUCT AND REPLACE BR#5959 WITH NEW BR 07051 (AC PAYBACK 1 OF 2)	10.6	MC	BRIDGE REPLACEMENT	STBG	14,200,000	14,200,000	-	-	-	-	-
1057	MN 22	0704-108	2018	MNDOT	MN 22, FROM CSAH 15 TO CSAH 90, REHAB ROADWAY AND AT JCT OF CSAH 90, CONSTRUCT ROUNDABOUT (TIED 007-070-005)(ASSOC. 0704-108S)	2.3	AM	MILL AND OVERLAY	STBG	1,822,000	1,457,600	-	-	364,400	-	-
1058	MN 22	0704-108S	2018	MNDOT	MN 22, AT JCT OF CSAH 90, CONSTRUCT ROUNDABOUT (TIED 007-070-005)(ASSOC. 0704-108)(AC PAYBACK IN 2019)	2.3	AM	GRADE AND SURFACE	HSIP	100,000	-	900,000	-	100,000	-	-
1059	MN 60	1703-69AC	2018	MNDOT	**SPP**AC** MN 60, FROM WINDOM TO WEST OF MOUNTAIN LAKE, RECONSTRUCT FROM TWO LANE TO FOUR LANE DIVIDED HIGHWAY, REPLACE CULVERT 8260 WITH NEW CULVERT 17X04 & LIGHTING (AC PAYBACK 1 OF 1)	8.0	MC	GRADE AND SURFACE	NHPP	21,472,000	21,472,000	-	-	-	-	-
1060	MN 109	2206-13	2018	MNDOT	MN 109, FROM TH 22 TO I90 IN ALDEN, MILL AND OVERLAY AND ADA	10.2	RS	MILL AND OVERLAY	STBG	6,275,000	5,020,000	-	-	1,255,000	-	-
1061	US 14	0803-38	2018	MNDOT	**SPP** US 14, FROM WEST SIDE OF SLEEPY EYE TO 0.1 MI E OF CSAH 27, MILL & OVERLAY, CONCRETE GRINDING & ADA	1.9	RS	MILL AND OVERLAY	NHPP	2,100,000	1,680,000	-	-	420,000	-	-
1062	US 14	0804-81	2018	MNDOT	**AC**CHAP 152**SPP** US 14, BROADWAY ST TO 0.6 MI E OF HWY 14, 15 & CR 21 INT. & ON MN 15, HWY 14, 15 & CR 21 INT TO 0.1 MI N OF 428TH LANE, RECONSTRUCT & REPLACE BR 9200 & 9294 WITH NEW BR 08016 & 08017 & NEW INTERCHANGE BR 52016 (AC PAYBACK IN 2019)	1.0	BR	BRIDGE REPLACEMENT	NHPP	23,100,000	15,360,000	15,600,000	-	2,340,000	5,400,000	-
1063	US 14	TZ91456	2018	MNDOT	**ELLA**US14, RELOCATE NEW ULM TRUCK STATION TO COURTLAND	0.0	BT	BUILDINGS	SF	3,600,000	-	-	-	3,600,000	-	-
1064	US 169	2208-113	2018	MNDOT	**SPP** US 169, FROM 0.2 MI SOUTH OF JCT CSAH 6 TO 0.2 MI NORTH OF CSAH 12 IN WINNEBAGO, OVERLAY AND ADA IMPROVEMENTS	7.7	RS	MILL AND OVERLAY	NHPP	3,800,000	3,040,000	-	-	760,000	-	-
1065	US 169	4013-60	2018	MNDOT	US 169, 1.5 MI NORTH OF JCT TH 112, LE SUEUR REST AREA, RECONSTRUCT BUILDING AND PARKING	0.8	RB	REST AREA	SF	2,250,000	-	-	-	500,000	-	1,750,000

ATP 7	FY 2017-FY 2020 STATE TRANSPORTATION IMPROVEMENT PROGRAM (STIP)															
SEQ #	ROUTE SYSTEM	PROJECT NUMBER	YEAR	AGENCY	PROJECT DESCRIPTION	MILES	PRGM	WORK TYPE	FUNDS	TOTAL	FHWA	AC	FTA	TH	BOND	OTHER
1066	US 169	5209-74	2018	MNDOT	**APP** US 169, FROM UNION ST IN ST PETER TO TH 93 AT LE SUEUR, NB LANES ONLY, MILL & CONCRETE OVERLAY (ASSOC. 5209-74S & 5209-74SH)	9.6	RS	MILL AND OVERLAY	NHPP	15,000,000	12,000,000	-	-	3,000,000	-	-
1067	US 169	5209-74S	2018	MNDOT	**ITS**US169, BETWEEN ST PETER AND LE SUEUR, INSTALL 4 DYNAMIC MESSAGE SIGNS (DMS) (ASSOC. 5209-74 & 5209-74S)	9.6	TM	SIGNING	STBG	499,000	399,200	-	-	99,800	-	-
1068	US 169	5209-74SH	2018	MNDOT	**AC**US169, BETWEEN ST PETER AND LE SUEUR, INSTALL HIGH TENSION CABLE BARRIER (PAYBACK IN 2019) (ASSOC. 5209-74 & 5209-74S)	9.6	SH	MEDIAN BARRIER	HSIP	1,510,000	1,260,000	990,000	-	250,000	-	-
1069	MN 999	8807-BI-18	2018	MNDOT	DISTRICTWIDE SETASIDES - BRIDGE REPAIR -2018	0.0	RX	BRIDGE REPAIR	SF	600,000	-	-	-	600,000	-	-
1070	MN 999	8807-MA-18	2018	MNDOT	DISTRICTWIDE SETASIDES - COOPERATIVE AGREEMENTS - 2018	0.0	AM	COOP. CONST. AGREEMENT	SF	400,000	-	-	-	400,000	-	-
1071	MN 999	8807-PD-18	2018	MNDOT	DISTRICTWIDE SETASIDES - PROJECT DELIVERY - 2018	0.0	CA	MISCELLANEOUS	SF	9,000,000	-	-	-	9,000,000	-	-
1072	MN 999	8807-RW-18	2018	MNDOT	DISTRICTWIDE SETASIDES - RIGHT OF WAY - 2018	0.0	RW	RIGHT OF WAY	SF	1,500,000	-	-	-	1,500,000	-	-
1073	MN 999	8807-RX-18	2018	MNDOT	DISTRICTWIDE SETASIDES - ROAD REPAIR/ROUTE AND SEAL (BARC) - 2018	0.0	RX	ROAD REPAIR	SF	1,900,000	-	-	-	1,900,000	-	-
1074	MN 999	8807-SA-18	2018	MNDOT	DISTRICTWIDE SETASIDES - CONSTRUCTION SA, CO AND INCENTIVES -2018	0.0	SA	SUPP. AGREE. & COST OVERRUNS	SF	4,500,000	-	-	-	4,500,000	-	-
1075	MN 999	8807-ST-18	2018	MNDOT	DISTRICTWIDE SETASIDES - STRIPING AND SIGNING (BARC) - 2018	0.0	RX	STRIPING	SF	1,000,000	-	-	-	1,000,000	-	-
1076	MN 999	8827-271	2018	MNDOT	**ELLA**DISTRICTWIDE, CULVERT REPAIR AND REPLACEMENT	0.0	DR	CULVERT REPAIR	STBG	1,200,000	960,000	-	-	240,000	-	-
										136,930,821	89,069,922	18,100,200	879,755	32,159,200	5,400,000	9,421,944

ATP 7	FY 2017-FY 2020 STATE TRANSPORTATION IMPROVEMENT PROGRAM (STIP)															
SEQ #	ROUTE SYSTEM	PROJECT NUMBER	YEAR	AGENCY	PROJECT DESCRIPTION	MILES	PRGM	WORK TYPE	FUNDS	TOTAL	FHWA	AC	FTA	TH	BOND	OTHER
1077	BB	TRF-0028-19A	2019	MNDOT	SECT 5307: CITY OF MANKATO RR TRANSIT OPERATING ASSISTANCE	0.0	B9	OPERATE BUS	FTA	1,751,000	-	-	435,755	-	-	1,315,245
1078	BB	TRF-0028-19B	2019	MNDOT	SECT 5307: CITY OF MANKATO RR TRANSIT PREVENTATIVE MAINTENANCE	0.0	B9	OPERATE BUS	FTA	255,000	-	-	188,000	-	-	67,000
1079	BB	TRF-0028-19T	2019	MNDOT	CITY OF MANKATO PURCHASE BUS (CLASS 400) AND BUS RELATED EQUIPMENT	0.0	TR	PURCHASE BUS	FTA	165,000	-	-	132,000	-	-	33,000
1080	CR 75	081-598-016	2019	WASECA COUNTY	CR 75, 1.6 MI W OF JCT CSAH 4 OVER LE SUEUR RIVER, REPLACE BR 1148 WITH NEW BR 81531	0.0	BR	BRIDGE REPLACEMENT	BROS	503,056	402,445	-	-	-	-	100,611
1081	CSAH 15	040-615-019	2019	LE SUEUR COUNTY	CSAH 15, FROM TH 112 TO CSAH 26, COLD IN PLACE RECYCLE AND BITUMINOUS OVERLAY	4.0	RD	BIT. COLD INPLACE RECYCLING	STBG	1,704,375	1,363,500	-	-	-	-	340,875
1082	CSAH 21	083-070-012	2019	WATONWAN COUNTY	CSAH 21, FROM COTTONWOOD COUNTY LINE TO CSAH 5, LIGHTING, SIGNING AND PAVEMENT MARKINGS (TIED 083-621-007)	4.0	SH	BITUMINOUS OVERLAY	HSIP	12,000	10,800	-	-	-	-	1,200
1083	CSAH 21	083-621-007	2019	WATONWAN COUNTY	CSAH21, FROM WEST COUNTY LINE TO JCT CSAH 5, CONCRETE OVERLAY OR FULL DEPTH BIT RECLAMATION (TIED 083-070-012)	4.0	RD	UNBONDED CONCRETE OVERLAY	STBG	2,488,000	1,363,500	-	-	-	-	1,124,500
1084	CSAH 7	017-070-006	2019	COTTONWOOD COUNTY	CSAH 7, FROM TH 62 TO CSAH 15, OVERLAY, PAVE SHOULDERS AND RUMBLE STRIPES	3.0	SH	BITUMINOUS PAVEMENT	HSIP	900,000	108,000	-	-	-	-	792,000
1085	CSAH 90	007-070-005AC	2019	BLUE EARTH COUNTY	CSAH 90, AT THE JCT OF CSAH 90 & TH 22, CONSTRUCT ROUNDABOUT (TIED 0704-108) (AC PAYBACK 1 OF 1)	0.1	SH	TRAFFIC MGMT. SYSTEM	HSIP	610,200	610,200	-	-	-	-	-
1086	LOCAL	137-080-002AC2	2019	MANKATO	**AC**TED** ADAMS ST, FROM ROOSEVELT CIRCLE TO CSAH 12, CONSTRUCT NEW ROAD (PAYBACK 2 OF 3)	0.6	MC	GRADE AND SURFACE	STBG	384,000	384,000	-	-	-	-	-
1087	MSAS 102	148-102-004	2019	NEW ULM	MSAS 102(5TH NORTH STREET), FROM HIGHLAND AVE(MSAS122) TO GARDEN STREET(MSAS121) IN NEW ULM, RECONSTRUCT ROADWAY	0.4	MC	GRADE AND SURFACE	STBG	1,526,373	523,590	-	-	-	-	1,002,783
1088	PED/BIKE	007-591-004	2019	BLUE EARTH COUNTY	IN THE CITY OF LAKE CRYSTAL, ALONG WATONWAN AND BLUE EARTH STREETS, CONSTRUCT SIDEWALKS	0.7	BT	PED./BIKE IMPROVEMENT	STBGTA	200,000	160,000	-	-	-	-	40,000
1089	PED/BIKE	032-090-011	2019	JACKSON COUNTY	ON DEWEY STREET BETWEEN NORTH HIGHWAY AND SPRINGFIELD PARKWAY (CSAH 14), CONSTRUCT PED/BIKE TRAIL	0.2	BT	PED./BIKE IMPROVEMENT	STBGTA	101,855	81,484	-	-	-	-	20,371
1090	PED/BIKE	040-591-001AC	2019	LE SUEUR COUNTY	**AC** ALONG S 4TH ST, S 5TH ST AND BRIDGE ST, IN THE CITY OF LE SUEUR, RECONSTRUCT SIDEWALKS AND ADA (AC PROJECT, PAYBACK 1 OF 1)	0.0	BT	PED./BIKE IMPROVEMENT	STBGTA	383,090	383,090	-	-	-	-	-
1091	I 90	3280-129	2019	ADMIN	I90, 4.2 MILES WEST OF JACKSON ON EB I90, CLEAR LAKE REST AREA REPLACEMENT	0.7	RB	REST AREA	NHPP	6,489,038	5,840,134	-	-	648,904	-	-
1092	MN 4	4601-32	2019	MNDOT	MN 4, FROM IOWA STATE LINE TO W JCT CSAH 26, MILL & OVERLAY AND REPLACE BRIDGES 3572 & 3878	10.1	RS	MILL AND OVERLAY	STBG	6,100,000	4,880,000	-	-	1,220,000	-	-
1093	MN 22	0704-100AC2	2019	MNDOT	**AC** MN 22, FROM 5TH AVE IN MAPLETON TO 0.1 MI N OF JCT CSAH 15, RECONSTRUCT AND REPLACE BR#5959 WITH NEW BR 07051 (AC PAYBACK 2 OF 2)	10.6	MC	BRIDGE REPLACEMENT	STBG	4,440,000	4,440,000	-	-	-	-	-
1094	MN 22	0704-108SAC	2019	MNDOT	**AC**MN 22, AT JCT OF CSAH 90, CONSTRUCT ROUNDABOUT (TIED 007-070-005) (AC PAYBACK 1 OF 1)	2.3	AM	GRADE AND SURFACE	HSIP	900,000	900,000	-	-	-	-	-
1095	MN 60	1703-73	2019	MNDOT	**SPP** MN60, FROM 6TH ST (TH62) TO 490TH AVE IN WINDOM, EB & WB LANES, MILL & OVERLAY, ADA	1.9	RS	MILL AND OVERLAY	NHPP	3,500,000	2,800,000	-	-	700,000	-	-

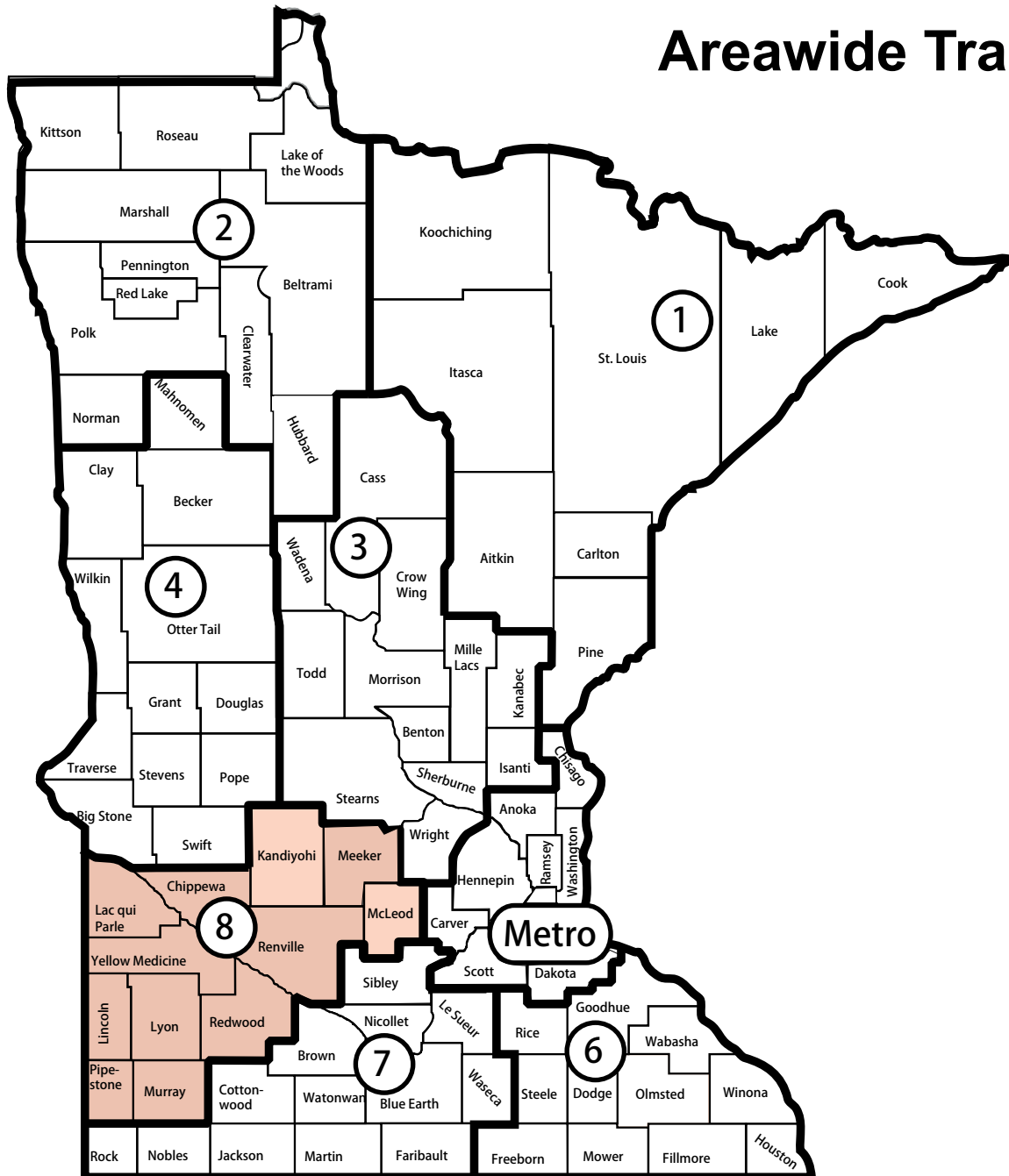
ATP 7	FY 2017-FY 2020 STATE TRANSPORTATION IMPROVEMENT PROGRAM (STIP)															
SEQ #	ROUTE SYSTEM	PROJECT NUMBER	YEAR	AGENCY	PROJECT DESCRIPTION	MILES	PRGM	WORK TYPE	FUNDS	TOTAL	FHWA	AC	FTA	TH	BOND	OTHER
1096	MN 60	8309-52	2019	MNDOT	**SPP**AC** MN60, FROM 1.2 MI W OF W JCT TH 4 TO 0.7 MI W OF W JCT TH 15, EB & WB LANES, CPR AND BITUMINOUS MILL & OVERLAY, REHAB BR 83005, 83026, 83027 & 91543 (AC PROJECT, AC PAYBACK IN SFY 2020)	12.9	RD	BITUMINOUS OVERLAY	NHPP	8,814,900	6,334,900	3,585,100	-	2,480,000	-	-
1097	MN 99	4008-28	2019	MNDOT	MN99, FROM MINNESOTA RIVER BRIDGE TO CSAH 38 IN LE CENTER, MILL & OVERLAY AND WIDENING AND REPLACE BRIDGE 8893	12.6	RD	MILL AND OVERLAY	SF	8,100,000	-	-	-	8,100,000	-	-
1098	MN 99	4010-10	2019	MNDOT	MN99, FROM TH 13 TO TH 21, MILL & OVERLAY AND WIDENING	8.0	RD	MILL AND OVERLAY	STBG	3,900,000	3,120,000	-	-	780,000	-	-
1099	US 14	0804-81AC	2019	MNDOT	**AC**CHAP 152**SPP** US 14, BROADWAY ST TO 0.6 MI E OF HWY 14, 15 & CR 21 INT. & ON MN 15, HWY 14, 15 & CR 21 INT TO 0.1 MI N OF 428TH LANE, RECONSTRUCT & REPLACE BR 9200 & 9294 WITH NEW BR 08016 & 08017 & NEW INTERCHANGE BR 52016 (AC PAYBACK 1 OF 1)	1.0	BR	BRIDGE REPLACEMENT	NHPP	15,600,000	15,600,000	-	-	-	-	-
1100	US 14	172-010-003AC	2019	WASECA	**AC**US14, FROM THE WEST LIMITS OF WASECA TO THE EAST LIMITS OF WASECA, RECONSTRUCT ROADWAY (TIED 8103-115)(AC PAYBACK 1 OF 1)	2.9	MC	GRADE AND SURFACE	STBG	1,200,000	1,200,000	-	-	-	-	-
1101	US 169	5209-74SHAC	2019	MNDOT	**AC**US169, BETWEEN ST PETER AND LE SUEUR, INSTALL HIGH TENSION CABLE BARRIER (PAYBACK 1 OF 1)	9.6	SH	MEDIAN BARRIER	HSIP	990,000	990,000	-	-	-	-	-
1102	MN 999	8807-BI-19	2019	MNDOT	DISTRICTWIDE SETASIDES - BRIDGE REPAIR -2019	0.0	RX	BRIDGE REPAIR	SF	600,000	-	-	-	600,000	-	-
1103	MN 999	8807-MA-19	2019	MNDOT	DISTRICTWIDE SETASIDES - COOPERATIVE AGREEMENTS - 2019	0.0	AM	COOP. CONST. AGREEMENT	SF	500,000	-	-	-	500,000	-	-
1104	MN 999	8807-PD-19	2019	MNDOT	DISTRICTWIDE SETASIDES - PROJECT DELIVERY - 2019	0.0	CA	MISCELLANEOUS	SF	6,000,000	-	-	-	6,000,000	-	-
1105	MN 999	8807-RW-19	2019	MNDOT	DISTRICTWIDE SETASIDES - RIGHT OF WAY - 2019	0.0	RW	RIGHT OF WAY	SF	500,000	-	-	-	500,000	-	-
1106	MN 999	8807-RX-19	2019	MNDOT	DISTRICTWIDE SETASIDES - ROAD REPAIR/ROUTE AND SEAL (BARC) - 2019	0.0	RX	ROAD REPAIR	SF	1,900,000	-	-	-	1,900,000	-	-
1107	MN 999	8807-SA-19	2019	MNDOT	DISTRICTWIDE SETASIDES - CONSTRUCTION SA, CO AND INCENTIVES -2019	0.0	SA	SUPP. AGREE. & COST OVERRUNS	SF	3,000,000	-	-	-	3,000,000	-	-
1108	MN 999	8807-ST-19	2019	MNDOT	DISTRICTWIDE SETASIDES - STRIPING AND SIGNING (BARC) - 2019	0.0	RX	STRIPING	SF	750,000	-	-	-	750,000	-	-
										84,267,887	51,495,643	3,585,100	755,755	27,178,904	-	4,837,585

ATP 7	FY 2017-FY 2020 STATE TRANSPORTATION IMPROVEMENT PROGRAM (STIP)															
SEQ #	ROUTE SYSTEM	PROJECT NUMBER	YEAR	AGENCY	PROJECT DESCRIPTION	MILES	PRGM	WORK TYPE	FUNDS	TOTAL	FHWA	AC	FTA	TH	BOND	OTHER
1109	BB	TRF-0028-20A	2020	MNDOT	SECT 5307: CITY OF MANKATO RR TRANSIT OPERATING ASSISTANCE	0.0	B9	OPERATE BUS	FTA	1,751,000	-	-	435,755	-	-	1,315,245
1110	BB	TRF-0028-20B	2020	MNDOT	SECT 5307: CITY OF MANKATO RR TRANSIT PREVENTATIVE MAINTENANCE	0.0	B9	OPERATE BUS	FTA	255,000	-	-	188,000	-	-	67,000
1111	BB	TRF-0028-20T	2020	MNDOT	SECTION 5307: CITY OF MANKATO – REPLACE 1 CLASS LF 400 BUS	0.0	TR	PURCHASE BUS	FTA	170,000	-	-	136,000	-	-	34,000
1112	BB	TRS-0028-20	2020	MNDOT	CITY OF MANKATO PURCHASE BUS (CLASS 400) AND BUS RELATED EQUIPMENT	0.0	TR	PURCHASE BUS	STBG	165,318	132,254	-	-	-	-	33,064
1113	CSAH 12	007-612-021AC	2020	BLUE EARTH COUNTY	**AC**CSAH 12, FROM CSAH 17 TO TH 83, CONSTRUCT NEW ROAD AND ROUNDABOUT AT JCT TH 83 (TIED 0711-30)(AC PAYBACK 1 OF 1)	1.7	MC	GRADE AND SURFACE	STBG	1,368,000	1,368,000	-	-	-	-	-
1114	CSAH 41	007-641-007	2020	BLUE EARTH COUNTY	CSAH 41 OVER LE SUEUR RIVER, 0.7 MI S OF JCT CR 183, REPLACE BR #7274 WITH BR 07600 AND APPROACHES	0.0	BR	BRIDGE REPLACEMENT	BROS	1,800,000	960,000	-	-	-	-	840,000
1115	CSAH 52	046-652-011	2020	MARTIN COUNTY	CSAH 52, FROM TH 15 TO THE FARIBAULT COUNTY LINE, FULL DEPTH RECLAIM AND BITUMINOUS OVERLAY	9.0	RD	BITUMINOUS RECLAMATION	STBG	3,600,000	1,368,000	-	-	-	-	2,232,000
1116	CSAH 999	032-070-002	2020	JACKSON COUNTY	COUNTY WIDE, UPDATE CURVE DELINEATION & RURAL INTERSECTION IMPROVEMENTS	0.0	SH	SIGNING	HSIP	160,900	144,810	-	-	-	-	16,090
1117	LOCAL	137-080-002AC3	2020	MANKATO	**AC**TED** ADAMS ST, FROM ROOSEVELT CIRCLE TO CSAH 12, CONSTRUCT NEW ROAD (PAYBACK 3 OF 3)	0.6	MC	GRADE AND SURFACE	STBG	636,000	636,000	-	-	-	-	-
1118	PED/BIKE	123-090-002	2020	FAIRMONT	FROM I90 TO 10TH STREET TRAIL CONNECTION IN FAIRMONT, CONSTRUCT PED/BIKE TRAIL	1.8	MC	PEDESTRIAN BIKE TRAIL	STBGTA	508,700	406,960	-	-	-	-	101,740
1119	PED/BIKE	150-090-003	2020	NORTH MANKATO	AROUND DAKOTA MEADOWS SCHOOL IN NORTH MANKATO, IMPROVE VARIOUS CROSSINGS AND CONSTRUCT TRAILS	0.0	MC	GRADE AND SURFACE	STBGTA	334,200	267,360	-	-	-	-	66,840
1120	I 90	3280-130	2020	MNDOT	I 90, 1.5 MILES WEST OF TH 71 ON WB I90, DES MOINES REST AREA REPLACEMENT	0.3	RB	REST AREA	NHPP	6,489,038	5,840,134	-	-	648,904	-	-
1121	MN 19	237-010-006	2020	NEW PRAGUE	MN 19, FROM FOURTH AVE(TH21) TO SEVENTH AVE SE, RECONSTRUCT ROADWAY (TIED 4003-24)	1.6	MC	GRADE AND SURFACE	STBG	5,000,000	1,500,000	-	-	-	-	3,500,000
1122	MN 19	4003-24	2020	MNDOT	**AC**MN19, FROM FOURTH AVE(TH21) TO SEVENTH AVE SE IN NEW PRAGUE, RECONSTRUCT ROADWAY (TIED 237-010-006)(AC PAYBACK IN 2021, 2022, 2023, 2024 & 2025)	1.0	AM	GRADE AND SURFACE	STBG	1,240,000	-	4,960,000	-	1,240,000	-	-
1123	MN 30	8105-21	2020	MNDOT	MN30, FROM TH 83 TO NEW RICHLAND, RECLAIM AND REPLACE BRIDGES 6789 & 8131	10.0	RD	MILL AND OVERLAY	SF	5,700,000	-	-	-	5,700,000	-	-
1124	MN 60	4006-35	2020	MNDOT	MN 60, FROM TH 14 TO TH 13 IN WATERVERILLE, MILL & OVERLAY	16.3	RS	MILL AND OVERLAY	STBG	11,000,000	8,800,000	-	-	2,200,000	-	-
1125	MN 60	8309-52AC	2020	MNDOT	**SPP**AC** MN60, FROM 1.2 MI W OF W JCT TH 4 TO 0.7 MI W OF W JCT TH 15, EB & WB LANES, CPR AND BITUMINOUS MILL & OVERLAY, REHAB BR 83005, 83026, 83027 & 91543 (AC PROJECT, AC PAYBACK 1 OF 1)	12.9	RD	BITUMINOUS OVERLAY	NHPP	3,585,100	3,585,100	-	-	-	-	-
1126	MN 91	5308-29	2020	MNDOT	**ELLA**MN 91, FROM THE S ADRIAN CITY LIMITS TO NOBLES/MURRAY COUNTY LINE, MILL & OVERLAY, ADA AND REPLACE CULVERTS 1503 & 8793	15.8	RS	MILL AND OVERLAY	STBG	7,000,000	5,600,000	-	-	1,400,000	-	-
1127	MN 111	5208-22	2020	MNDOT	**AC**MN 111, FROM 1ST ST IN NICOLLET TO JCT TH 22 & ON MN 22 FROM JCT TH 111 TO 280TH ST IN GAYLORD, BITUMINOUS RECLAIM AND BITUMINOUS SURFACING (AC PAYBACK IN 2021)	19.1	RD	BITUMINOUS RECLAMATION	STBG	6,400,000	3,720,000	7,000,000	-	2,680,000	-	-

ATP 7	FY 2017-FY 2020 STATE TRANSPORTATION IMPROVEMENT PROGRAM (STIP)															
SEQ #	ROUTE SYSTEM	PROJECT NUMBER	YEAR	AGENCY	PROJECT DESCRIPTION	MILES	PRGM	WORK TYPE	FUNDS	TOTAL	FHWA	AC	FTA	TH	BOND	OTHER
1128	US 14	0702-125	2020	MNDOT	**ELLA** US 14, FROM 0.3 MI W OF LOOKOUT DRIVE TO TH 22, MILL & OVERLAY, REHAB BR 91387	7.0	RS	MILL AND OVERLAY	NHPP	6,000,000	4,800,000	-	-	1,200,000	-	-
1129	US 71	1706-29	2020	MNDOT	US 71, FROM N JCT TH 60 IN WINDOM TO TH 30, MILL & OVERLAY AND REHAB BR 8701, 8328 & 5633	12.3	RS	MILL AND OVERLAY	NHPP	4,400,000	3,520,000	-	-	880,000	-	-
1130	US 71	3206-20	2020	MNDOT	US71, FROM CSAH 38 IN JACKSON TO TH 60 IN WINDOM, MILL & OVERLAY AND REPLACE BR 8325	17.8	RS	MILL AND OVERLAY	NHPP	9,000,000	7,200,000	-	-	1,800,000	-	-
1131	MN 999	8807-BI-20	2020	MNDOT	DISTRICTWIDE SETASIDES - BRIDGE REPAIR -2020	0.0	RX	BRIDGE REPAIR	SF	600,000	-	-	-	600,000	-	-
1132	MN 999	8807-MA-20	2020	MNDOT	DISTRICTWIDE SETASIDES - COOPERATIVE AGREEMENTS - 2020	0.0	AM	COOP. CONST. AGREEMENT	SF	500,000	-	-	-	500,000	-	-
1133	MN 999	8807-PD-20	2020	MNDOT	DISTRICTWIDE SETASIDES - PROJECT DELIVERY - 2020	0.0	CA	MISCELLANEOUS	SF	3,000,000	-	-	-	3,000,000	-	-
1134	MN 999	8807-RW-20	2020	MNDOT	DISTRICTWIDE SETASIDES - RIGHT OF WAY - 2020	0.0	RW	RIGHT OF WAY	SF	500,000	-	-	-	500,000	-	-
1135	MN 999	8807-RX-20	2020	MNDOT	DISTRICTWIDE SETASIDES - ROAD REPAIR/ROUTE AND SEAL (BARC) - 2020	0.0	RX	ROAD REPAIR	SF	1,900,000	-	-	-	1,900,000	-	-
1136	MN 999	8807-SA-20	2020	MNDOT	DISTRICTWIDE SETASIDES - CONSTRUCTION SA, CO AND INCENTIVES -2020	0.0	SA	SUPP. AGREE. & COST OVERRUNS	SF	4,000,000	-	-	-	4,000,000	-	-
1137	MN 999	8807-SHS-20	2020	MNDOT	DISTRICTWIDE SETASIDES - MNDOT HSIP PROJECTS - 2020	0.0	SH	SAFETY TARGET	HSIP	1,100,000	990,000	-	-	110,000	-	-
1138	MN 999	8807-ST-20	2020	MNDOT	DISTRICTWIDE SETASIDES - STRIPING AND SIGNING (BARC) - 2020	0.0	RX	STRIPING	SF	750,000	-	-	-	750,000	-	-
										<b>88,913,256</b>	<b>50,838,618</b>	<b>11,960,000</b>	<b>759,755</b>	<b>29,108,904</b>	<b>-</b>	<b>8,205,979</b>



# Areawide Transportation Partnership (ATP) Boundaries



## DISTRICT 8

**Jon Huseby**  
**Transportation District Engineer**  
**(320) 231-5497**  
**2505 Transportation Road Willmar,**  
**Minnesota 56201**  
**General Information: (320) 231-5195**  
**(800)-657-3792**



ATP 8	FY 2017-FY 2020 STATE TRANSPORTATION IMPROVEMENT PROGRAM (STIP)															
SEQ #	ROUTE SYSTEM	PROJECT NUMBER	YEAR	AGENCY	PROJECT DESCRIPTION	MILES	PRGM	WORK TYPE	FUNDS	TOTAL	FHWA	AC	FTA	TH	BOND	OTHER
1139	RR	34-00125	2017	KANDIYOHI COUNTY	CP RR, INSTALL GATES, CSAH 6, 190TH ST NE, TOWNSHIP OF ROSEVILLE, KANDIYOHI COUNTY	0.0	SR	RR X-ING IMPROVEMENTS	RRS	207,078	207,078	-	-	-	-	-
1140	RR	43-00116	2017	MCLEOD COUNTY	CSAH 7, TCWR RR, STEWART, MCLEOD COUNTY, UPGRADE EXISTING SIGNAL SYSTEM,	0.0	SR	RR X-ING IMPROVEMENTS	RRS	200,000	200,000	-	-	-	-	-
1141	RR	87-00105	2017	YELLOW MEDICINE COUNTY	BNSF RR, INSTALL GATES, M1, DIKE RD	0.0	SR	RR X-ING IMPROVEMENTS	RRS	250,000	250,000	-	-	-	-	-
1142	CR A9	087-598-025	2017	YELLOW MEDICINE COUNTY	**AC** CR A9, 0.8 MILES S, OF YELLOW MEDICINE COUNTY CSAH 3, REPLACE BRIDGE 4205 (AC PROJECT, PAYBACK IN 2018)	0.0	BR	NEW BRIDGE	BROS	1,179,200	859,200	420,800	-	-	-	320,000
1143	CSAH 2	059-602-025	2017	PIPESTONE COUNTY	CSAH 2, PIPESTONE 0.2 MILES W OF CSAH 13 TO 0.5 MILES E OF PIPESTONE CSAH 13, RECONSTRUCT	0.8	RC	GRADE AND SURFACE	STBG	530,000	280,000	-	-	-	-	250,000
1144	CSAH 5	034-605-030	2017	KANDIYOHI COUNTY	**AC** CSAH 5, KANDIYOHI CSAH 40 TO MN 9, GRADE, SURFACE, AGG BASE, & REPLACE BRIDGE 94094 WITH NEW BR # 34J45 (AC PROJECT, PAYBACK IN 2018 (TIED TO 034-605-030M IN DISTRICT 6)	3.3	RC	GRADE AND BRIDGE	STBG	806,228	476,228	36,540	-	-	-	330,000
1145	CSAH 16	059-616-032	2017	PIPESTONE COUNTY	CSAH 16, PIPESTONE CSAH 9 TO HATFIELD, WIDENING, INSLOPE IMPROVEMENTS, CULVERTS, BRIDGES (RCP ARCH WITH 59K05, 59504 WITH 59K06, 92645 WITH 59K07, CIP BOX WITH 59K08, & CMP ARCH WITH 59K09), AND FDR	5.9	RD	GRADE AND SURFACE	STBG	2,000,000	1,600,000	-	-	-	-	400,000
1146	LOCAL	012-070-007	2017	CHIPPEWA COUNTY	**MN231** COUNTYWIDE: TOWNSHIP SIGN REPLACEMENT PROGRAM, CONSTRUCTION (PHASE II)	0.0	SC	SIGNING	HPP	198,594	158,875	-	-	-	-	39,719
1147	LOCAL 999	041-070-004	2017	LINCOLN COUNTY	COUNTYWIDE, CHEVERONS & PAVEMENT MARKINGS	0.0	SH	STRIPING	HSIP	388,889	350,000	-	-	-	-	38,889
1148	LOCAL 999	042-070-009	2017	LYON COUNTY	COUNTYWIDE, CHEVERON INSTALLATION	0.0	SH	SIGNING	HSIP	31,111	28,000	-	-	-	-	3,111
1149	LOCAL 999	042-070-010	2017	LYON COUNTY	COUNTYWIDE, DURABLE PAVEMENT MARKINGS	0.0	SH	STRIPING	HSIP	392,222	353,000	-	-	-	-	39,222
1150	LOCAL 999	043-070-012	2017	MCLEOD COUNTY	COUNTYWIDE, 6" EDGELINE	0.0	SH	STRIPING	HSIP	75,556	68,000	-	-	-	-	7,556
1151	LOCAL 999	051-070-004	2017	MURRAY COUNTY	COUNTYWIDE, GROUND IN WET REFLECTIVE	0.0	SH	STRIPING	HSIP	314,444	283,000	-	-	-	-	31,444
1152	LOCAL 999	065-070-008	2017	RENVILLE COUNTY	COUNTYWIDE, 6" EDGELINE	0.0	SH	STRIPING	HSIP	92,222	83,000	-	-	-	-	9,222
1153	LOCAL 999	087-070-008	2017	YELLOW MEDICINE COUNTY	COUNTYWIDE, 6" EDGELINE (EPOXY & LATEX)	0.0	SH	STRIPING	HSIP	38,889	35,000	-	-	-	-	3,889
1154	MSAS 105	207-105-006	2017	REDWOOD FALLS	MSAS 105, E 2ND STREET TO NORMANDALE ROAD, RECONSTRUCTION (GRADING & BIT SURFACING)	0.8	RC	GRADE AND SURFACE	STBG	1,300,400	942,490	-	-	-	-	357,910
1155	PED/BIKE	059-030-009	2017	PIPESTONE COUNTY	COUNTYWIDE, VARIOUS COMMUNITIES IN PIPESTONE COUNTY, SIDEWALK & PED RAMPS	0.0	EN	PED./BIKE IMPROVEMENT	STBGTA	500,000	400,000	-	-	-	-	100,000
1156	PED/BIKE	092-090-055	2017	DNR	**AC** GLACIAL LAKES STATE TRAIL EXTENSION, CONSTRUCT UNDERPASS UNDER US 71 (AC PROJECT, PAYBACK IN 2018) (TIED TO 3417-18)	0.0	EN	PED./BIKE IMPROVEMENT	STBGTA	848,764	-	304,916	-	-	-	848,764
1157	PED/BIKE	133-090-004	2017	HUTCHINSON	ON SCHOOL ROAD & ROBERTS ROAD IN HUTCHINSON, CONSTRUCT BIKE/PED TRAIL (TIED TO SAP 133-117-014, ON SCHOOL ROAD, 0.21 MILES S OF MN 7 (S END OF BRIDGE #43514) TO 0.04 MILES S OF ROBERTS ROAD, RECONSTRUCT - \$1,409,878 FOR AUTHORIZATION PURPOSE)	0.8	EN	PEDESTRIAN BIKE TRAIL	STBGTA	2,000,000	200,000	-	-	-	-	1,800,000

ATP 8	FY 2017-FY 2020 STATE TRANSPORTATION IMPROVEMENT PROGRAM (STIP)															
SEQ #	ROUTE SYSTEM	PROJECT NUMBER	YEAR	AGENCY	PROJECT DESCRIPTION	MILES	PRGM	WORK TYPE	FUNDS	TOTAL	FHWA	AC	FTA	TH	BOND	OTHER
1158	MN 4	4701-29	2017	MNDOT	MN 4, N & S OF COSMOS, REPLACE BRIDGES 90992 (NEW BRIDGE #47X01) & 90993 (NEW BRIDGE #47X02)	0.2	BR	NEW BRIDGE	STBG	1,200,000	960,000	-	-	240,000	-	-
1159	MN 4	4701-31	2017	MNDOT	MN 4, 0.4 MILES N OF 220TH STREET TO US 12 (GROVE CITY), MILL & OVERLAY PLUS EDGEDRAINS	5.4	RD	MILL AND OVERLAY	SF	1,600,000	-	-	-	1,600,000	-	-
1160	MN 4	6501-12	2017	MNDOT	**DEB**MN 4, MN 68 TO MN 19 (FAIRFAX) (D8 IS THE LEAD, D8 SHARE IS \$1.1M AND D7 SHARE IS \$4.7M) (TIED TO SP 0802-41M), MILL & OVERLAY	13.4	RS	MILL AND OVERLAY	STBG	1,100,000	880,000	-	-	220,000	-	-
1161	MN 7	3401-20	2017	MNDOT	**AB & AC** MN 7, MN 23 (CLARA CITY) TO US 71, ALTERNATE BID (AC PROJECT, PAYBACK IN 2018)	16.4	RS	SURFACING	STBG	3,938,600	2,338,600	4,061,400	-	1,600,000	-	-
1162	MN 19	4205-91	2017		225' W OF GREELEY STREET TO 285' W OF BRUCE STREET (MARSHALL), MICRO MILL & UTBWC	1.0	PM	MILL AND OVERLAY	SF	250,000	-	-	-	250,000	-	-
1163	MN 22	4307-45	2017	MNDOT	MN 22, GLENCOE, COOPERATIVE AGREEMENT FOR ADA	0.1	AM	COOP. CONST. AGREEMENT	SF	100,000	-	-	-	100,000	-	-
1164	MN 22	4308-34	2017	MNDOT	MN 22, W JCT MN 7 TO LITCHFIELD, UTB & OVERLAY, RECLAIM SHLDS, & CULVERT WORK	12.3	RD	BITUMINOUS OVERLAY	STBG	5,100,000	4,080,000	-	-	1,020,000	-	-
1165	MN 23	3405-89	2017	MNDOT	**SPP** MN 23, 0.8 MILES E OF MN 7 (N END OF BRIDGE #12012) TO 0.6 MI E OF KANDIYOHI CSAH 5, MILL & OVERLAY, ADA	16.3	RS	BITUMINOUS OVERLAY	NHPP	2,100,000	1,680,000	-	-	420,000	-	-
1166	MN 29	1206-90	2017	MNDOT	SPP** MN 29, N OF US 212, REPLACE BRIDGE 9111 (NEW BR# 12013) OVER TC&W RAILROAD	0.5	BR	NEW BRIDGE	NHPP	1,500,000	1,200,000	-	-	300,000	-	-
1167	MN 30	5101-14	2017	MNDOT	MN 30, LAKE WILSON TO US 59 (SLAYTON), MICRO MILL & OVERLAY, ADA	10.2	RS	BITUMINOUS OVERLAY	STBG	2,200,000	1,760,000	-	-	440,000	-	-
1168	MN 67	6406-23	2017	MNDOT	CITY OF MORGAN, COOPERATIVE AGREEMENT	0.0	AM	COOP. CONST. AGREEMENT	SF	900,000	-	-	-	900,000	-	-
1169	MN 68	4210-55	2017	MNDOT	**TED** MN 68, MN 68 & 240TH AVENUE (MARSHALL), LEFT TURN/ACCELERATION LANE	0.4	SC	TURN LANES	SF	666,000	-	-	-	666,000	-	-
1170	MN 277	1213-12	2017	MNDOT	**SPP** CHAP 152**MN 277, S OF MN 40 OVER COUNTY DITCH, REPLACE BRIDGE #6816 (NEW BR# 12X02)	0.5	BR	NEW BRIDGE	BF	770,000	-	-	-	-	770,000	-
1171	US 14	6401-36	2017	MNDOT	**ELLA & SPP** US 14, 0.1 MI W OF REVERE TO US 71, MILL AND OVERLAY MN 330, W JCT US 14 TO E JCT US 14, OVERLAY	14.4	RS	MILL AND OVERLAY	NHPP	1,355,609	1,084,487	-	-	271,122	-	-
1172	US 59	4208-59	2017	MNDOT	**DEB**US 59, US 59 & LYON CSAH 6, LEFT TURN LANE (2017 HSIP PROJECT)	0.4	SH	TURN LANES	HSIP	550,000	495,000	-	-	55,000	-	-
1173	US 71	3411-92	2017	MNDOT	**SEC164 DPS & SPP** US 71, JCT OF US 71/MN 7 (ALSO INCLUDES WORK ON MN 7 0.25 MILES W OF US 71 TO 0.25 MILES E OF US 71), ROUNDABOUT	1.0	SC	GRADE AND SURFACE	DPS	2,160,000	2,160,000	-	-	-	-	-
1174	US 71	3417-18	2017	MNDOT	**DEB**SPP** US 71, N OF JCT MN 23 TO N OF JCT MN 9, MILL, CIR, & OVERLAY (TIED TO 092-090-055)	9.0	RS	BITUMINOUS OVERLAY	NHPP	3,610,289	2,888,231	-	-	722,058	-	-
1175	US 71	3417-18D	2017	MNDOT	**SEC164 DPS**US 71, JCT US 71/MN 9, LEFT TURN LANE - HSIP	0.4	SC	BITUMINOUS OVERLAY	DPS	675,000	675,000	-	-	-	-	-
1176	US 71	3417-18S	2017	MNDOT	**DEB** US 71, JCT US 71/KANDIYOHI CSAH 40 & ALSO AT US 71/CSAH 29 (TWO LOCATIONS), TURN LANES - (2017 HSIP PROJECT)	0.4	SH	BITUMINOUS OVERLAY	HSIP	561,111	505,000	-	-	56,111	-	-
1177	MN 999	8808-D7-17	2017	MNDOT	DISTRICT 7 DONATION	0.0	AM	COOP. CONST. AGREEMENT	SF	1,000,000	-	-	-	1,000,000	-	-
1178	MN 999	8808-DA-17	2017	MNDOT	DISTRICTWIDE SETASIDES - DETOUR AGREEMENTS - 2017	0.0	DA	DETOUR AGREEMENT	SF	100,000	-	-	-	100,000	-	-

ATP 8	FY 2017-FY 2020 STATE TRANSPORTATION IMPROVEMENT PROGRAM (STIP)															
SEQ #	ROUTE SYSTEM	PROJECT NUMBER	YEAR	AGENCY	PROJECT DESCRIPTION	MILES	PRGM	WORK TYPE	FUNDS	TOTAL	FHWA	AC	FTA	TH	BOND	OTHER
1179	MN 999	8808-MA-17	2017	MNDOT	DISTRICTWIDE SETASIDES - MISC AGREEMENTS - 2017	0.0	MA	MISCELLANEOUS	SF	50,000	-	-	-	50,000	-	-
1180	MN 999	8808-PD-17	2017	MNDOT	DISTRICTWIDE SETASIDES - PROJECT DELIVERY - 2017	0.0	CA	MISCELLANEOUS	SF	1,850,000	-	-	-	1,850,000	-	-
1181	MN 999	8808-PM-17	2017	MNDOT	DISTRICTWIDE SETASIDES - PREVENTIVE MAINTENANCE - 2017	0.0	PM	PREVENTIVE MAINTENANCE	SF	1,094,391	-	-	-	1,094,391	-	-
1182	MN 999	8808-RB-17	2017	MNDOT	DISTRICTWIDE SETASIDES - LANDSCAPE PARTNERSHIP PROGRAM - 2017	0.0	RB	LANDSCAPE PARTNERSHIP	SF	40,000	-	-	-	40,000	-	-
1183	MN 999	8808-RW-17	2017	MNDOT	DISTRICTWIDE SETASIDES - RIGHT OF WAY - 2017	0.0	RW	RIGHT OF WAY	SF	150,000	-	-	-	150,000	-	-
1184	MN 999	8808-RX-17	2017	MNDOT	DISTRICTWIDE SETASIDES - ROAD REPAIR - 2017	0.0	RX	ROAD REPAIR	SF	1,750,000	-	-	-	1,750,000	-	-
1185	MN 999	8808-SA-17	2017	MNDOT	DISTRICTWIDE SETASIDES - CONSTRUCTION OVERRUNS & SUPP AGREE - 2017	0.0	SA	SUPP. AGREE. & COST OVERRUNS	SF	1,100,000	-	-	-	1,100,000	-	-
										48,824,597	27,480,189	4,823,656	-	15,994,682	770,000	4,579,726

ATP 8	FY 2017-FY 2020 STATE TRANSPORTATION IMPROVEMENT PROGRAM (STIP)															
SEQ #	ROUTE SYSTEM	PROJECT NUMBER	YEAR	AGENCY	PROJECT DESCRIPTION	MILES	PRGM	WORK TYPE	FUNDS	TOTAL	FHWA	AC	FTA	TH	BOND	OTHER
1186	RR	34-00126	2018	KANDIYOHI COUNTY	BNSF RR,CSAH 4, 150TH ST SE, ATWATER, INSTALL GATES	0.0	SR	RR X-ING IMPROVEMENTS	RRS	250,000	250,000	-	-	-	-	-
1187	RR	47-00116	2018	MEEKER COUNTY	BNSF RR,CSAH 9, DARWIN, INSTALL GATES	0.0	SR	RR X-ING IMPROVEMENTS	RRS	250,000	250,000	-	-	-	-	-
1188	CR A9	087-598-025AC	2018	YELLOW MEDICINE COUNTY	**AC** CR A9, 0.8 MILES S, OF CSAH 3, REPLACE BRIDGE 4205 (AC PAYBACK, 1 OF 1)	0.0	BR	NEW BRIDGE	BROS	420,800	420,800	-	-	-	-	-
1189	CSAH 1	041-601-031	2018	LINCOLN COUNTY	CSAH 1, CSAH 9 TO US 14, BITUMINOUS OVERLAY	4.0	RS	BITUMINOUS OVERLAY	STBG	360,000	288,000	-	-	-	-	72,000
1190	CSAH 5	034-605-030AC	2018	KANDIYOHI COUNTY	**AC** CSAH 5, KANDIYOHI CSAH 40 TO MN 9, GRADE, SURFACE, AGG BASE, & REPLACE BRIDGE 94094 WITH NEW BR # 34J45, TIED TO 034-605-030M IN DISTRICT 6 (AC PAYBACK 1 OF 1)	3.3	RC	GRADE AND BRIDGE	STBG	36,540	36,540	-	-	-	-	-
1191	CSAH 5	087-070-014	2018	YELLOW MEDICINE COUNTY	CSAH 5, W COUNTY LINE TO US 212, MILL AND STRIPING 6" EDGELINE EPOXY	11.4	SH	STRIPING	HSIP	47,880	43,092	-	-	-	-	4,788
1192	CSAH 7	037-607-037	2018	LAC QUI PARLE COUNTY	CSAH 7, N OF CR 44, REPLACE BRIDGE 7178	0.0	BR	BRIDGE REPLACEMENT	STBG	548,750	439,000	-	-	-	-	109,750
1193	CSAH 11	064-070-005	2018	REDWOOD COUNTY	CSAH 11, CSAH 2 TO E COUNTY LINE, SHOULDER PAVING, SAFETY WEDGE PLUS RUMBLE STRIP, AND 6" WET REFLECTIVE EPOXY IN GROOVES	4.0	SH	STRIPING	HSIP	600,000	540,000	-	-	-	-	60,000
1194	CSAH 17	041-617-033	2018	LINCOLN COUNTY	CSAH 17, MN 271 TO US 75, BITUMINOUS OVERLAY	8.1	RS	BITUMINOUS OVERLAY	STBG	925,000	740,000	-	-	-	-	185,000
1195	CSAH 101	064-701-018	2018	REDWOOD COUNTY	CSAH 101, DITCH 52 TO MN 19; GRADING, SURFACING STORM SEWER, & CURB AND GUTTER	0.4	RD	GRADE AND SURFACE	STBG	1,725,000	1,380,000	-	-	-	-	345,000
1196	CSAH 999	034-070-009	2018	KANDIYOHI COUNTY	COUNTYWIDE, 6" EDGE STRIPE HIGH BUILD SOLID LINE WHITE PAINT (WR)	0.0	SH	STRIPING	HSIP	307,401	276,661	-	-	-	-	30,740
1197	CSAH 999	042-070-011	2018	LYON COUNTY	COUNTYWIDE, SYSTEMATIC DURABLE (EPOXY) PAVEMENT MARKINGS	0.0	SH	STRIPING	HSIP	254,059	228,653	-	-	-	-	25,406
1198	LOCAL 999	8808-SHL-18	2018	DISTRICTWIDE	DISTRICTWIDE LOCAL SETASIDES - HSIP - 2018	0.0	SH	SAFETY TARGET	HSIP	12,753	11,594	-	-	-	-	1,159
1199	MSAS 125	133-125-002	2018	HUTCHINSON	MSAS 125, MN 15 TO JEFFERSON STREET (HUTCHINSON), RECONSTRUCT	0.6	MC	GRADE AND SURFACE	STBG	1,250,000	816,460	-	-	-	-	433,540
1200	PED/BIKE	034-090-002	2018	KANDIYOHI COUNTY	**AC** NORWAY & GAMES LAKE AREA ALONG CSAH 5, CONSTRUCT TRAIL (AC PROJECT, PAYBACK IN 2019)	2.6	EN	PED./BIKE IMPROVEMENT	STBGTA	488,685	295,084	50,678	-	-	-	193,601
1201	PED/BIKE	092-090-055AC	2018	DNR	**AC** GLACIAL LAKES STATE TRAIL EXTENSION, CONSTRUCT UNDERPASS UNDER US 71 (AC PAYBACK, PAYBACK 1 OF 1)	0.0	EN	PED./BIKE IMPROVEMENT	STBGTA	304,916	304,916	-	-	-	-	-
1202	MN 7	3401-20AC	2018	MNDOT	**ELLA, AB & AC** MN 7, MN 23 (CLARA CITY) TO US 71, RECLAIM (AC PROJECT, PAYBACK 1 OF 1)	16.4	RS	SURFACING	STBG	4,061,400	4,061,400	-	-	-	-	-
1203	MN 19	4205-89	2018	MNDOT	**SPP**HB** MN 19, 0.2 MILES N OF US 59/MN 68 (MARSHALL), REHAB BRIDGE #5083	0.2	BI	BRIDGE REPAIR	NHPP	630,000	504,000	-	-	126,000	-	-
1204	MN 19	6404-94	2018	MNDOT	ON MN 19 - S MINNESOTA STREET TO US 71 (INCLUDES THE INTERSECTION) ON US 71 - FROM FLYNN STREET TO MN 19, ADA WORK IN REDWOOD FALLS, ADA & TWTL	2.2	SC	PED./BIKE IMPROVEMENT	STBG	1,835,000	1,200,000	-	-	300,000	-	335,000
1205	MN 19	6404-94E	2018	MNDOT	**TED15** MN 19, JCT MN 19 & CSAH 101, SIGNAL	0.1	SC	TRAFFIC SIGNAL INST.	SF	280,000	-	-	-	280,000	-	-
1206	MN 19	6404-94S	2018	MNDOT	**SEC164**ON MN 19 - PATTERN STREET TO QUALITY DRIVE (REDWOOD FALLS), TWO WAY LEFT TURN LANE	1.0	SH	PED./BIKE IMPROVEMENT	HSIP	900,000	900,000	-	-	-	-	-
1207	MN 22	4710-27	2018	MNDOT	MN 22, US 12 TO MN 55 (EDEN VALLEY), UTB & OVERLAY, ADA	11.8	RS	BITUMINOUS OVERLAY	STBG	4,700,000	3,760,000	-	-	940,000	-	-

ATP 8	FY 2017-FY 2020 STATE TRANSPORTATION IMPROVEMENT PROGRAM (STIP)															
SEQ #	ROUTE SYSTEM	PROJECT NUMBER	YEAR	AGENCY	PROJECT DESCRIPTION	MILES	PRGM	WORK TYPE	FUNDS	TOTAL	FHWA	AC	FTA	TH	BOND	OTHER
1208	MN 30	5903-23	2018	MNDOT	**ELLA** MN 30, SD/MN STATE LINE TO 5TH AVE, MILL & OVERLAY	7.7	RS	MILL AND OVERLAY	STBG	2,400,000	1,920,000	-	-	480,000	-	-
1209	MN 55	4713-14	2018	MNDOT	MN 55, EDEN VALLEY TO MEEKER/STEARNS COUNTY LINE, MILL & OVERLAY, ADA	8.4	RS	MILL AND OVERLAY	SF	2,100,000	-	-	-	2,100,000	-	-
1210	MN 67	8705-19	2018	MNDOT	MN 67, 2.1 MILES E OF US 75, REPLACE BRIDGE #4966 WITH #87026 PLUS STREAM STABILIZATION	0.4	BR	BRIDGE REPLACEMENT	STBG	1,300,000	1,040,000	-	-	260,000	-	-
1211	MN 67	8707-90	2018	MNDOT	MN 67, 0.4 MILES W OF 4TH AVE IN ECHO TO MN 19, MICRO MILL & OVERLAY	5.5	RS	MILL AND OVERLAY	STBG	910,000	728,000	-	-	182,000	-	-
1212	MN 68	4210-54	2018	MNDOT	MN 68, N OF US 59, SCARIFY & LOW SLUMP OVERLAY ON BRIDGE #42002	0.4	BI	BRIDGE OVERLAY	STBG	290,000	232,000	-	-	58,000	-	-
1213	US 12	3403-74	2018	MNDOT	US 12, WILLMAR WYE - RR BYPASS W SIDE OF WILLMAR, US 12 - RECON & NEW BRIDGE 0.1 MI E OF TWP 26 TO 0.6 MI E OF CSAH 55 & MN 40 - RECON & NEW BRIDGE, 0.3 MI W OF CSAH 55 TO 0.7 MI W OF CSAH 5 (TIGER FUNDS FROM FEDERAL RAIL ADMINISTRATION)	3.0	RC	GRADE AND SURFACE	BF FFM	31,800,000	10,000,000	-	-	-	17,500,000	4,300,000
1214	US 12	4705-45	2018	MNDOT	US 12, US 12 & CSAH 34 (LITCHFIELD), OFFSET FREE RIGHT (2018 HSIP PROJECT)	0.4	SH	TURN LANES	HSIP	211,111	190,000	-	-	21,111	-	-
1215	US 75	5906-40	2018	MNDOT	**SPP** US 75, S JCT MN 23 TO 0.1 N OF N JCT MN 23 (S END OF BR 6572) MILL & OVERLAY PLUS REPLACE BRIDGE #6572 PLUS ADA & TWLTL	0.7	RS	MILL AND OVERLAY	NHPP	1,800,000	1,440,000	-	-	360,000	-	-
1216	MN 999	8808-AM-18	2018	MNDOT	DISTRICTWIDE SETASIDES - COOPERATIVE AGREEMENTS - 2018	0.0	AM	COOP. CONST. AGREEMENT	SF	400,000	-	-	-	400,000	-	-
1217	MN 999	8808-DA-18	2018	MNDOT	DISTRICTWIDE SETASIDES - DETOUR AGREEMENTS - 2018	0.0	DA	DETOUR AGREEMENT	SF	200,000	-	-	-	200,000	-	-
1218	MN 999	8808-MA-18	2018	MNDOT	DISTRICTWIDE SETASIDES - MISC AGREEMENTS - 2018	0.0	MA	MISCELLANEOUS	SF	50,000	-	-	-	50,000	-	-
1219	MN 999	8808-PD-18	2018	MNDOT	DISTRICTWIDE SETASIDES - PROJECT DELIVERY - 2018	0.0	CA	MISCELLANEOUS	SF	2,600,000	-	-	-	2,600,000	-	-
1220	MN 999	8808-PM-18	2018	MNDOT	DISTRICTWIDE SETASIDES - PREVENTIVE MAINTENANCE - 2018	0.0	PM	PREVENTIVE MAINTENANCE	SF	1,300,000	-	-	-	1,300,000	-	-
1221	MN 999	8808-RB-18	2018	MNDOT	DISTRICTWIDE SETASIDES - LANDSCAPE PARTNERSHIP PROGRAM - 2018	0.0	RB	LANDSCAPE PARTNERSHIP	SF	40,000	-	-	-	40,000	-	-
1222	MN 999	8808-RW-18	2018	MNDOT	DISTRICTWIDE SETASIDES - RIGHT OF WAY - 2018	0.0	RW	RIGHT OF WAY	SF	127,489	-	-	-	127,489	-	-
1223	MN 999	8808-RX-18	2018	MNDOT	DISTRICTWIDE SETASIDES - ROAD REPAIR - 2018	0.0	RX	ROAD REPAIR	SF	2,000,000	-	-	-	2,000,000	-	-
1224	MN 999	8808-SA-18	2018	MNDOT	DISTRICTWIDE SETASIDES - CONSTRUCTION OVERRUNS & SUPP AGREE - 2018	0.0	SA	SUPP. AGREE. & COST OVERRUNS	SF	1,500,000	-	-	-	1,500,000	-	-
1225	MN 999	8828-155	2018	MNDOT	HIRE CONTRACTOR TO INSTALL SIGNS FOR DISTRICT 8'S ANNUAL SIGN CHANGEOVER	0.0	RX	SIGNING	SF	500,000	-	-	-	500,000	-	-
1226	MN 999	8828-170	2018	MNDOT	DISTRICTWIDE, CULVERT REPAIRS	0.0	DR	CULVERT REPAIR	SF	1,500,000	-	-	-	1,500,000	-	-
1227	MN 999	8828-194	2018	MNDOT	DISTRICTWIDE, BRIDGE REPAIR	0.0	RX	BRIDGE REPAIR	SF	100,000	-	-	-	100,000	-	-
1228	MN 999	8828-202	2018	MNDOT	DISTRICTWIDE, SIGNAL COUNTDOWN TIMERS, LEADING PED INTERVALS, & SIGNAL UPDATE (2018 HSIP)	0.0	SH	SIGNAL	HSIP	228,000	205,200	-	-	22,800	-	-
1229	MN 999	8828-203	2018	MNDOT	DISTRICTWIDE, CENTERLINE/EDGE LINE RUMBLE STRIPS (2018 HSIP)	0.0	SH	STRIPING	HSIP	90,000	81,000	-	-	9,000	-	-
1230	MN 999	8828-204	2018	MNDOT	DISTRICTWIDE, TWO WAY LEFT TURN (2018 HSIP)	0.0	SH	STRIPING	HSIP	133,000	119,700	-	-	13,300	-	-
1231	MN 999	8828-205	2018	MNDOT	DISTRICTWIDE, RURAL INTERSECTION LIGHTING (2018 HSIP)	0.0	SH	LIGHTING	HSIP	449,000	404,100	-	-	44,900	-	-
										72,216,784	33,106,200	50,678	-	15,514,600	17,500,000	6,095,984

ATP 8	FY 2017-FY 2020 STATE TRANSPORTATION IMPROVEMENT PROGRAM (STIP)															
SEQ #	ROUTE SYSTEM	PROJECT NUMBER	YEAR	AGENCY	PROJECT DESCRIPTION	MILES	PRGM	WORK TYPE	FUNDS	TOTAL	FHWA	AC	FTA	TH	BOND	OTHER
1232	CSAH 2	059-602-026	2019	PIPESTONE COUNTY	CSAH 2, 2 MILES S OF HATFIELD, REPLACE BRIDGE 5130 WITH 59J82	0.0	BR	BRIDGE REPLACEMENT	BROS	350,000	280,000	-	-	-	-	70,000
1233	CSAH 8	043-608-013	2019	MCLEOD COUNTY	CSAH 8, MCLEOD COUNTY ROAD 115 TO MCLEOD/RENNVILLE COUNTY LINE, PAVEMENT REHAB	2.9	RD	BITUMINOUS PAVEMENT	STBG	900,000	720,000	-	-	-	-	180,000
1234	CSAH 8	087-608-027	2019	YELLOW MEDICINE COUNTY	**AC** CSAH 8, CSAH 5 TO COUNTY LINE & CSAH 19, COUNTY LINE TO US 212, MILL & OVERLAY PLUS SHLDS (AC PROJECT, PAYBACK IN 2020)	6.0	RS	MILL AND OVERLAY	STBG	1,420,000	1,120,000	80,000	-	-	-	300,000
1235	CSAH 20	064-620-004	2019	REDWOOD COUNTY	LYON/REDWOOD COUNTY LINE TO WALNUT GROVE, MILLING, BIT. OVERLAY, SHLDR PAVING, STRIPING, RUMBLE STRIPS, SEALCOATING, & FOG SEALING	5.8	RS	MILL AND OVERLAY	STBG	1,750,000	1,400,000	-	-	-	-	350,000
1236	CSAH 20	065-620-012	2019	RENNVILLE COUNTY	CSAH 20 - RENVILLE CSAH 11 TO RENVILLE CSAH 36 & ON RENVILLE CSAH 36 - RENVILLE CSAH 20 TO RENVILLE/MCLEOD COUNTY LINE, PAVEMENT REHAB	2.0	RD	BITUMINOUS PAVEMENT	STBG	700,000	560,000	-	-	-	-	140,000
1237	LOCAL 999	034-070-008	2019	KANDIYOHI COUNTY	COUNTYWIDE, 6" EDGELINE GROUND IN WET REFLECTIVE	0.0	SH	STRIPING	HSIP	286,176	257,558	-	-	-	-	28,618
1238	LOCAL 999	043-070-013	2019	MCLEOD COUNTY	COUNTYWIDE, 6" EDGELINE STRIPING	0.0	SH	STRIPING	HSIP	63,101	56,791	-	-	-	-	6,310
1239	LOCAL 999	064-070-006	2019	REDWOOD COUNTY	COUNTYWIDE, 6" EDGELINE WET REFLECTIVE IN GROOVES	0.0	SH	STRIPING	HSIP	388,889	350,000	-	-	-	-	38,889
1240	LOCAL 999	065-070-009	2019	RENNVILLE COUNTY	COUNTYWIDE, 6" EDGELINE STRIPING	0.0	SH	STRIPING	HSIP	83,330	74,997	-	-	-	-	8,333
1241	LOCAL 999	087-070-015	2019	YELLOW MEDICINE COUNTY	COUNTYWIDE, 6" EDGELINE STRIPING	0.0	SH	STRIPING	HSIP	8,582	7,723	-	-	-	-	859
1242	LOCAL 999	8808-SHL-19	2019	DISTRICTWIDE	DISTRICTWIDE LOCAL SETASIDES - HSIP - 2019	0.0	SH	SAFETY TARGET	HSIP	392,146	352,931	-	-	-	-	39,215
1243	PED/BIKE	012-030-004	2019	CHIPPEWA COUNTY	VARIOUS COMMUNITIES IN CHIPPEWA COUNTY, SIDEWALK & PED RAMPS	0.0	EN	PED./BIKE IMPROVEMENT	STBGTA	554,064	403,267	-	-	-	-	150,797
1244	PED/BIKE	034-090-002AC	2019	KANDIYOHI COUNTY	**AC** NORWAY & GAMES LAKE AREA ALONG KANDIYOHI CSAH 5, CONSTRUCT TRAIL (AC PAYBACK, PAYBACK 1 OF 1)	2.6	EN	PED./BIKE IMPROVEMENT	STBGTA	50,678	50,678	-	-	-	-	-
1245	PED/BIKE	139-090-005	2019	MARSHALL	CITY OF MARSHALL, CONSTRUCT SIDEWALK IN BUS STOP AREAS	0.0	EN	PED./BIKE IMPROVEMENT	STBGTA	109,052	75,208	-	-	-	-	33,844
1246	PED/BIKE	143-090-005	2019	MONTEVIDEO	MONTEVIDEO'S TC&W DEPOT AREA, SIDEWALK	0.0	EN	PED./BIKE IMPROVEMENT	STBGTA	103,200	70,847	-	-	-	-	32,353
1247	MN 19	6402-22	2019	MNDOT	**AC**SPP** MN 19, MARSHALL TO W. JCT MN 67, MILL & OVERLAY (AC PROJECT, PAYBACK IN 2020)	21.0	RS	MILL AND OVERLAY	NHPP	5,220,000	3,900,000	1,380,000	-	1,320,000	-	-
1248	MN 30	5103-90	2019	MNDOT	MN 30, 0.6 MILES E. OF E. LIMITS OF CURRIE, SCARIFY & LOW SLUMP OVERLAY OF BRIDGE #6782 (OVER DES MOINES RIVER)	0.4	BI	BRIDGE REPAIR	STBG	150,000	120,000	-	-	30,000	-	-
1249	MN 40	1209-22	2019	MNDOT	**CHAP 152**MN 40, W OF MILAN, REPLACE BRIDGE 5380	0.4	BR	NEW BRIDGE	BF	6,000,000	-	-	-	-	6,000,000	-
1250	MN 67	8707-92	2019	MNDOT	MN 67, 0.74 MILES N. OF ECHO, REPLACE BRIDGES #91176 & #5641 (OVER BOILING SPRING CREEK)	0.4	BR	BRIDGE REPLACEMENT	STBG	460,000	368,000	-	-	92,000	-	-
1251	MN 68	8708-12	2019	MNDOT	MN 68, OVER LAZARUS CREEK, 3.6 MILES W OF CANBY, REPLACE BRIDGE #5432 & REPLACE 24" CMP	1.5	BR	BRIDGE REPLACEMENT	SF	1,000,000	-	-	-	1,000,000	-	-
1252	MN 91	5108-12	2019	MNDOT	MN 91, MN 30 (LAKE WILSON) TO MN 23, MILL & OVERLAY PLUS REPLACE BRIDGE #9094 (DITCH CROSSING), ADA	23.1	RS	MILL AND OVERLAY	STBG	5,900,000	4,720,000	-	-	1,180,000	-	-



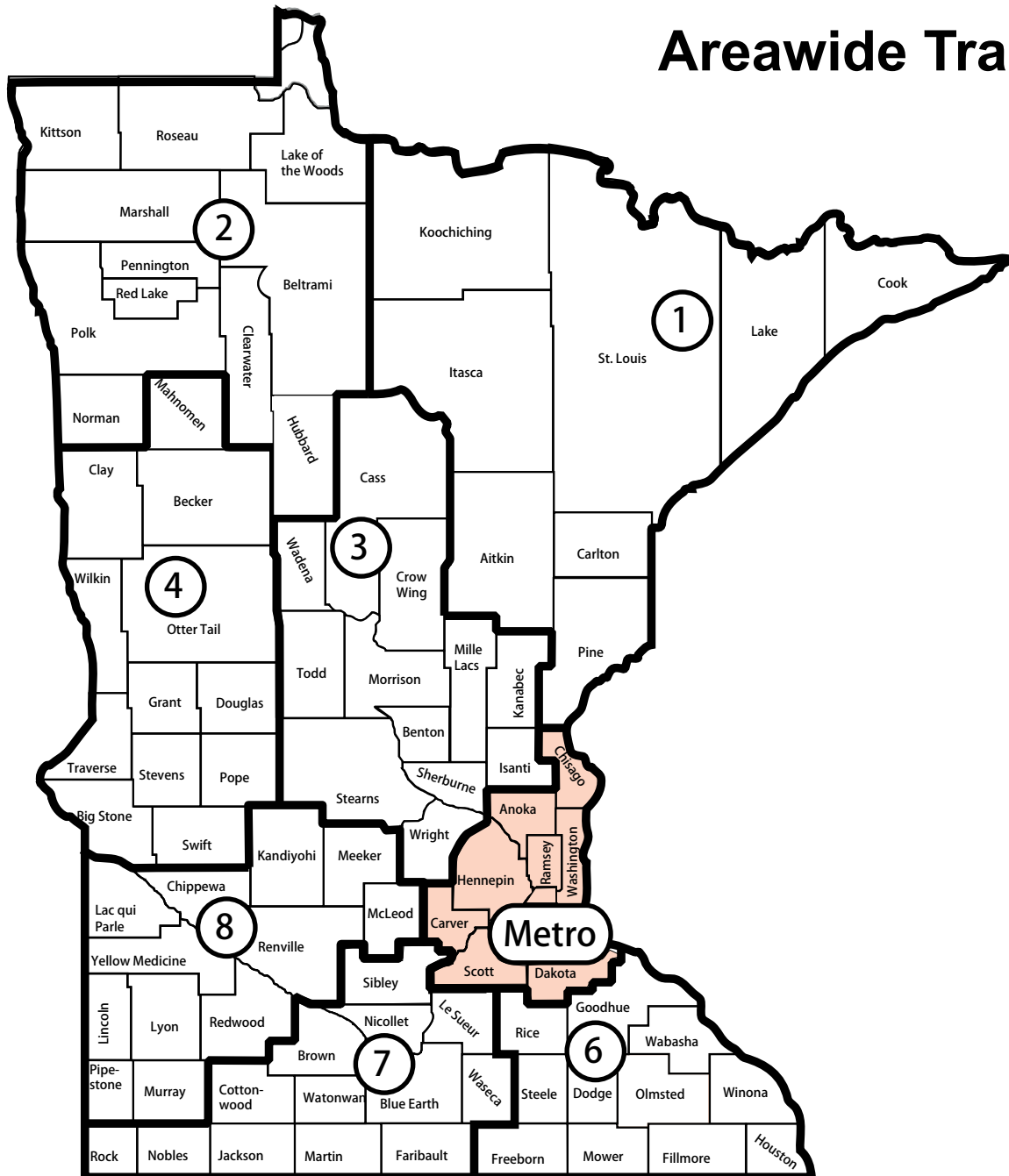
ATP 8	FY 2017-FY 2020 STATE TRANSPORTATION IMPROVEMENT PROGRAM (STIP)															
SEQ #	ROUTE SYSTEM	PROJECT NUMBER	YEAR	AGENCY	PROJECT DESCRIPTION	MILES	PRGM	WORK TYPE	FUNDS	TOTAL	FHWA	AC	FTA	TH	BOND	OTHER
1253	MN 119	7611-15	2019	MNDOT	MN 119, MN 40 TO US 12, EXEMPT IN APPLETON (TIED TO 7611-15M, D4/D8 PROJECT, DISTRICT 8 IS THE LEAD), MILL & OVERLAY, ADA	14.3	RS	MILL AND OVERLAY	SF	1,400,000	-	-	-	1,400,000	-	-
1254	US 12	4704-89	2019	MNDOT	**SPP** US 12, 4TH STREET TO S JCT MN 22 (LITCHFIELD) (INCLUDES WORK ON MN 22 FROM RP 142.968 TO 143.08), RECONSTRUCT	0.4	RC	GRADE AND SURFACE	NHPP	3,200,000	2,560,000	-	-	640,000	-	-
1255	US 75	4109-29	2019	MNDOT	US 75, MN 19 (IVANHOE) TO CANBY, MILL & OVERLAY	17.0	RS	MILL AND OVERLAY	STBG	4,000,000	3,200,000	-	-	800,000	-	-
1256	US 212	8712-32	2019	MNDOT	**ELLA & SPP** US 212, JCT MN 29 (MONTEVIDEO) TO W END OF BRIDGE 87015 (GRANITE FALLS), 35+00.735 TO 36+00.684 RUMBLE STRIPS 36+00.684 TO 38+00.826 - OVERLAY 38+00.944 TO 47+00.902 MILL & OVERLAY	12.2	RS	MILL AND OVERLAY	NHPP	3,600,000	2,880,000	-	-	720,000	-	-
1257	MN 999	8808-AM-19	2019	MNDOT	DISTRICTWIDE SETASIDES - COOPERATIVE AGREEMENTS - 2019	0.0	AM	COOP. CONST. AGREEMENT	SF	400,000	-	-	-	400,000	-	-
1258	MN 999	8808-DA-19	2019	MNDOT	DISTRICTWIDE SETASIDES - DETOUR AGREEMENTS - 2019	0.0	DA	DETOUR AGREEMENT	SF	200,000	-	-	-	200,000	-	-
1259	MN 999	8808-MA-19	2019	MNDOT	DISTRICTWIDE SETASIDES - MISC. AGREEMENTS - 2019	0.0	MA	MISCELLANEOUS	SF	168,889	-	-	-	168,889	-	-
1260	MN 999	8808-PD-19	2019	MNDOT	DISTRICTWIDE SETASIDES - PROJECT DELIVERY - 2019	0.0	CA	MISCELLANEOUS	SF	2,000,000	-	-	-	2,000,000	-	-
1261	MN 999	8808-PM-19	2019	MNDOT	DISTRICTWIDE SETASIDES - PREVENTIVE MAINTENANCE - 2019	0.0	PM	PREVENTIVE MAINTENANCE	SF	1,000,000	-	-	-	1,000,000	-	-
1262	MN 999	8808-RB-19	2019	MNDOT	DISTRICTWIDE SETASIDES - LANDSCAPE PARTNERSHIP PROGRAM - 2019	0.0	RB	LANDSCAPE PARTNERSHIP	SF	40,000	-	-	-	40,000	-	-
1263	MN 999	8808-RW-19	2019	MNDOT	DISTRICTWIDE SETASIDES - RIGHT OF WAY - 2019	0.0	RW	RIGHT OF WAY	SF	750,000	-	-	-	750,000	-	-
1264	MN 999	8808-RX-19	2019	MNDOT	DISTRICTWIDE SETASIDES - ROAD REPAIR - 2019	0.0	RX	ROAD REPAIR	SF	2,000,000	-	-	-	2,000,000	-	-
1265	MN 999	8808-SA-19	2019	MNDOT	DISTRICTWIDE SETASIDES - CONSTRUCTION OVERRUNS & SUPP AGREE - 2019	0.0	SA	SUPP. AGREE. & COST OVERRUNS	SF	1,500,000	-	-	-	1,500,000	-	-
1266	MN 999	8808-SHS-19	2019	MNDOT	DISTRICTWIDE SETASIDES - HSIP - 2019	0.0	SH	SAFETY TARGET	HSIP	1,111,111	1,000,000	-	-	111,111	-	-
										47,259,218	24,528,000	1,460,000	-	15,352,000	6,000,000	1,379,218

ATP 8	FY 2017-FY 2020 STATE TRANSPORTATION IMPROVEMENT PROGRAM (STIP)															
SEQ #	ROUTE SYSTEM	PROJECT NUMBER	YEAR	AGENCY	PROJECT DESCRIPTION	MILES	PRGM	WORK TYPE	FUNDS	TOTAL	FHWA	AC	FTA	TH	BOND	OTHER
1267	CSAH 2	051-602-020	2020	MURRAY COUNTY	CSAH 2 BETWEEN CSAH 34 AND FULDA CITY LIMITS, CSAH 6 BETWEEN CSAH 42 AND EAST COUNTY LINE, CSAH 10 BETWEEN WEST COUNTY LINE AND TH 91, BITUMINOUS OVERLAY WITH AGGREGAT SHLDS	15.0	RS	BITUMINOUS OVERLAY	STBG	1,800,000	1,440,000	-	-	-	-	360,000
1268	CSAH 6	047-606-010	2020	MEEKER COUNTY	CSAH 6, S. OF DASSEL TO MEEKER/WRIGHT COUNTY LINE, RECONSTRUCTION WITH BITUMINOUS SURFACING (AC PROJECT, PAYBACK IN 2021)	2.5	RC	GRADE AND SURFACE	STBG	438,200	87,200	1,316,800	-	-	-	351,000
1269	CSAH 8	034-608-026	2020	KANDIYOHI COUNTY	CSAH 8, IN LAKE LILLIAN, GRADING & AGGREGATE BASE PLUS SEWER, WATER, STORM SEWER, & REPLACE BRIDGE 94102	1.0	RC	GRADE AND SURFACE	STBG	2,741,000	2,192,800	-	-	-	-	548,200
1270	CSAH 8	087-608-027AC	2020	YELLOW MEDICINE COUNTY	**AC** CSAH 8, CSAH 5 TO COUNTY LINE & CSAH 19, COUNTY LINE TO US 212, MILL & OVERLAY PLUS SHLDS (AC PAYBACK, 1 OF 1)	6.0	RS	MILL AND OVERLAY	STBG	80,000	80,000	-	-	-	-	-
1271	CSAH 10	064-610-031	2020	REDWOOD COUNTY	CSAH 10, 2.0 MILES W OF REVERE, REPLACE BRIDGE 89828 (PELL CREEK)	0.0	BR	NEW BRIDGE	BROS	500,000	400,000	-	-	-	-	100,000
1272	LOCAL 999	8808-SHL-20	2020	DISTRICTWIDE	DISTRICTWIDE LOCAL SETASIDES - HSIP - 2020	0.0	SH	SAFETY TARGET	HSIP	1,210,000	1,100,000	-	-	-	-	110,000
1273	PED/BIKE	012-602-025	2020	CHIPPEWA COUNTY	ALONG CSAH 2 FROM 10TH AVE TO MAIN STREET, CONSTRUCT SIDEWALK ON E & W SIDE OF CSAH 2	0.0	EN	PED./BIKE IMPROVEMENT	STBGTA	390,362	290,000	-	-	-	-	100,362
1274	PED/BIKE	065-090-002	2020	RENVILLE COUNTY	GOLF COURSE DRIVE TO HIGH SCHOOL (OLIVIA), CONSTRUCT TRAIL	0.0	EN	PED./BIKE IMPROVEMENT	STBGTA	262,849	200,000	-	-	-	-	62,849
1275	PED/BIKE	175-090-006	2020	WILLMAR	LAKELAND DRIVE TO 23RD STREET (WILLMAR), CONSTRUCT TRAIL	0.0	EN	PED./BIKE IMPROVEMENT	STBGTA	362,351	210,000	-	-	-	-	152,351
1276	MN 15	4304-53N	2020	MNDOT	**SPP** MN 15, 5TH AVE SW TO 2ND AVE NE IN HUTCHINSON, RECONSTRUCT	0.5	RC	GRADE AND SURFACE	NHPP	3,354,717	2,354,717	-	-	1,000,000	-	-
1277	MN 15	4304-53P	2020	MNDOT	MN 15, 5TH AVE SW TO 2ND AVE NE IN HUTCHINSON, RECONSTRUCT	0.5	RC	GRADE AND SURFACE	STBG	1,645,283	1,645,283	-	-	-	-	-
1278	MN 19	6402-22AC	2020	MNDOT	**AC & SPP** MN 19, MARSHALL TO W JCT MN 67, MILL & OVERLAY (AC PROJECT, PAYBACK 1 OF 1)	21.0	RS	MILL AND OVERLAY	NHPP	1,380,000	1,380,000	-	-	-	-	-
1279	MN 23	4203-50	2020	MNDOT	**AC** MN 23, 0.1 MILES N OF CSAH 24 (COTTONWOOD) TO JCT US 212 (GRANITE FALLS), MILL & CONCRETE OVERLAY, ADA (AC PROJECT, PAYBACK IN FY 2021)	17.5	RS	MILL AND OVERLAY	NHPP	6,000,000	4,800,000	20,400,000	-	1,200,000	-	-
1280	MN 23	4203-50S	2020	MNDOT	MN 23, MN23/LYON CSAH 9 & MN 23/LYON CSAH 10 (2020 HSIP PROJECT)	0.4	SH	MILL AND OVERLAY	HSIP	1,100,000	990,000	-	-	110,000	-	-
1281	MN 29	1206-91	2020	MNDOT	**SPP** MN 29, 0.9 MILES N OF US 212 (OVER CITY STREET), REPLACE BRIDGE 9287	0.4	BR	NEW BRIDGE	NHPP	1,600,000	1,280,000	-	-	320,000	-	-
1282	MN 40	1210-89	2020	MNDOT	MN 40, 2.4 MILES E OF MN 277 (OVER COUNTY DITCH), REPLACE BRIDGE 6864	0.4	BR	NEW BRIDGE	SF	530,000	-	-	-	530,000	-	-
1283	MN 55	3410-18M	2020	MNDOT	MN 55 - STEARNS/KANDIYOHI COUNTY LINE TO KANDIYOHI/STEARNS COUNTY LINE MN 4 - MN 55 TO KANDIYOHI/STEARNS COUNTY LINE, MILL & OVERLAY (DISTRICT 3 IS THE LEAD, DISTRICT 8'S SHARE IS \$4.7M)	7.9	RS	MILL AND OVERLAY	STBG	4,700,000	3,760,000	-	-	940,000	-	-
1284	MN 67	8706-89	2020	MNDOT	MN 67, US 59 TO 6TH STREET IN CLARKFIELD, MILL & OVERLAY	0.6	RS	MILL AND OVERLAY	SF	440,000	-	-	-	440,000	-	-
1285	MN 68	4210-49	2020	MNDOT	**AC** MN 68, MINNEOTA TO MARSHALL, SHOULDER WIDENING (AC PROJECT, PAYBACK IN FY 2021)	10.7	RS	SHOULDER REPAIR	STBG	4,198,889	2,878,889	2,401,111	-	1,320,000	-	-

ATP 8	FY 2017-FY 2020 STATE TRANSPORTATION IMPROVEMENT PROGRAM (STIP)															
SEQ #	ROUTE SYSTEM	PROJECT NUMBER	YEAR	AGENCY	PROJECT DESCRIPTION	MILES	PRGM	WORK TYPE	FUNDS	TOTAL	FHWA	AC	FTA	TH	BOND	OTHER
1286	MN 91	5107-14	2020	MNDOT	**ELLA** MN 91, MURRAY/NOBLES COUNTY LINE TO MN 30 (LAKE WILSON), MILL & OVERLAY PLUS REPLACE BRIDGES #6753 (OVER CHANARAMBIE CREEK) & #6754 (DITCH CROSSING)	10.2	RS	MILL AND OVERLAY	STBG	4,000,000	3,200,000	-	-	800,000	-	-
1287	US 71	6405-68	2020	MNDOT	**SPP** US 71, 2.8 MILES S OF US 14 (OVER COTTONWOOD RIVER), REPLACE BRIDGE 5543	0.4	BR	NEW BRIDGE	NHPP	3,000,000	2,400,000	-	-	600,000	-	-
1288	MN 999	8808-AM-20	2020	MNDOT	DISTRICTWIDE SETASIDES - COOPERATIVE AGREEMENTS - 2020	0.0	AM	COOP. CONST. AGREEMENT	SF	400,000	-	-	-	400,000	-	-
1289	MN 999	8808-DA-20	2020	MNDOT	DISTRICTWIDE SETASIDES - DETOUR AGREEMENTS - 2020	0.0	DA	DETOUR AGREEMENT	SF	200,000	-	-	-	200,000	-	-
1290	MN 999	8808-MA-20	2020	MNDOT	DISTRICTWIDE SETASIDES - MISC. AGREEMENTS - 2020	0.0	MA	MISCELLANEOUS	SF	50,000	-	-	-	50,000	-	-
1291	MN 999	8808-PD-20	2020	MNDOT	DISTRICTWIDE SETASIDES - PROJECT DELIVERY - 2020	0.0	CA	MISCELLANEOUS	SF	2,000,000	-	-	-	2,000,000	-	-
1292	MN 999	8808-PM-20	2020	MNDOT	DISTRICTWIDE SETASIDES - PREVENTIVE MAINTENANCE - 2020	0.0	PM	PREVENTIVE MAINTENANCE	SF	1,400,000	-	-	-	1,400,000	-	-
1293	MN 999	8808-RB-20	2020	MNDOT	DISTRICTWIDE SETASIDES - LANDSCAPE PARTNERSHIP PROGRAM - 2020	0.0	RB	LANDSCAPE PARTNERSHIP	SF	40,000	-	-	-	40,000	-	-
1294	MN 999	8808-RW-20	2020	MNDOT	DISTRICTWIDE SETASIDES - RIGHT OF WAY - 2020	0.0	RW	RIGHT OF WAY	SF	761,111	-	-	-	761,111	-	-
1295	MN 999	8808-RX-20	2020	MNDOT	DISTRICTWIDE SETASIDES - ROAD REPAIR - 2020	0.0	RX	ROAD REPAIR	SF	2,000,000	-	-	-	2,000,000	-	-
1296	MN 999	8808-SA-20	2020	MNDOT	DISTRICTWIDE SETASIDES - CONSTRUCTION OVERRUNS & SUPP AGREE - 2020	0.0	SA	SUPP. AGREE. & COST OVERRUNS	SF	1,500,000	-	-	-	1,500,000	-	-
1297	MN 999	8828-139	2020	MNDOT	DISTRICTWIDE CULVERT REPAIRS	0.0	DR	CULVERT REPAIR	SF	1,000,000	-	-	-	1,000,000	-	-
1298	MN 999	8828-197	2020	MNDOT	DISTRICTWIDE, HIRE CONTRACTOR TO INSTALL SIGNS	0.0	RX	SIGNING	SF	500,000	-	-	-	500,000	-	-
										49,584,762	30,688,889	24,117,911	-	17,111,111	-	1,784,762



# Areawide Transportation Partnership (ATP) Boundaries



## METRO DISTRICT

**Scott McBride**  
**Metro District Engineer**  
**(651) 234-7703**  
**Waters Edge Building**  
**1500 W. County Road B-2 Roseville,**  
**Minnesota 55113-3174**  
**General Information: (651) 234-7500**



METRO	FY 2017-FY 2020 STATE TRANSPORTATION IMPROVEMENT PROGRAM (STIP)																
SEQ #	ROUTE SYSTEM	PROJECT NUMBER	YEAR	AGENCY	PROJECT DESCRIPTION	MILES	PRGM	WORK TYPE	FUNDS	TOTAL	FHWA	AC	FTA	TH	BOND	OTHER	
1299	BB	TRF-TCMT-17AE	2017	MET COUNCIL-MT	SECT 5307: TWIN CITIES MET COUNCIL MT-COMMUTER RAIL VEHICLE MAINTENANCE AND OVERHAUL	0.0	B9	RAIL GRANT CAPITAL IMPROVEMENT	FTA	1,500,000	-	-	1,200,000	-	-	300,000	
1300	BB	TRF-TCMT-17AJ	2017	MET COUNCIL-MT	SECT 5307: TWIN CITIES MET COUNCIL MT-LIGHT RAIL MISCELLANEOUS EQUIPMENT AND RAIL STATION IMPROVEMENT: COMMUNICATIONS, TRAIN OPERATOR TECH, SYSTEMS TECH, SECURITY, TRACK TECHNOLOGY AND EQUIPMENT, SIGNS	0.0	B9	RAIL GRANT CAPITAL IMPROVEMENT	FTA	2,875,000	-	-	2,300,000	-	-	575,000	
1301	BB	TRF-TCMT-17AL	2017	MET COUNCIL-MT	SECT 5309: TWIN CITIES MET COUNCIL MT-ORANGE LINE BRT DESIGN, ENGINEERING AND CONSTRUCTION	17.0	B3	BUS TRANSITWAY	FTA	13,763,875	-	-	11,011,100	-	-	2,752,775	
1302	BB	TRF-TCMT-17AN	2017	MET COUNCIL-MT	SECT 5307: TWIN CITIES MET COUNCIL MT-RTS TRANSIT TECHNOLOGY SYSTEMS	0.0	B9	BUS GRANT CAPITAL IMPROVEMENT	FTA	2,000,000	-	-	1,600,000	-	-	400,000	
1303	BB	TRF-TCMT-17AP	2017	MET COUNCIL-MT	SECT 5307: TWIN CITIES MET COUNCIL MT-ENGINEER, DESIGN AND CONSTRUCT STILLWATER PARK AND RIDE AT TH 36, STILLWATER	0.0	B9	BUS GRANT CAPITAL IMPROVEMENT	FTA	750,000	-	-	600,000	-	-	150,000	
1304	BB	TRF-TCMT-17AR	2017	MET COUNCIL-MT	SECT 5307: TWIN CITIES MET COUNCIL MT-BUS ACQUISITION	0.0	B9	PURCHASE BUS	FTA	4,000,000	-	-	3,200,000	-	-	800,000	
1305	BB	TRF-TCMT-17AS	2017	MET COUNCIL-MT	SECT 5339: TWIN CITIES MET COUNCIL MT-BUS ACQUISITION	0.0	BB	PURCHASE BUS	FTA	6,000,000	-	-	4,800,000	-	-	1,200,000	
1306	BB	TRF-TCMT-17AT	2017	MET COUNCIL-MT	SECT 5307: TWIN CITIES MET COUNCIL MT-C-LINE ARTERIAL BRT TRANSITWAY DESIGN, ENGINEERING AND CONSTRUCTION	0.0	B9	BUS TRANSITWAY	FTA	10,346,800	-	-	8,277,440	-	-	2,069,360	
1307	BB	TRF-TCMT-17AU	2017	MET COUNCIL-MT	SECT 5307: TWIN CITIES MET COUNCIL MT-NORTHSTAR SUPPORT FACILITY CONSTRUCTION, REHAB AND RENOVATION	0.0	B9	RAIL GRANT CAPITAL IMPROVEMENT	FTA	2,012,500	-	-	1,610,000	-	-	402,500	
1308	BB	TRF-TCMT-17AV	2017	MET COUNCIL-MT	SECT 5307: TWIN CITIES MET COUNCIL MT-FUTURE ARTERIAL BUS RAPID TRANSIT LINE DESIGN AND ENGINEERING	0.0	B9	BUS TRANSITWAY	FTA	100,000	-	-	80,000	-	-	20,000	
1309	BB	TRF-TCMT-17AW	2017	MET COUNCIL-MT	SECT 5307: TWIN CITIES MET COUNCIL MT-LOW GROWTH EXPANSION BUS PROCUREMENT	0.0	B9	PURCHASE BUS	FTA	629,457	-	-	503,566	-	-	125,891	
1310	BB	TRF-TCMT-17AX	2017	MET COUNCIL-MT	SECT 5307: TWIN CITIES MET COUNCIL MT-HWY 100 & EDEN/VERNON PARK & RIDE IN EDINA	0.0	B9	BUS GRANT CAPITAL IMPROVEMENT	FTA	500,000	-	-	400,000	-	-	100,000	
1311	BB	TRF-TCMT-17AY	2017	MET COUNCIL-MT	SECT 5307: TWIN CITIES MET COUNCIL MT-FORT SNELLING PARK & RIDE	0.0	B9	BUS GRANT CAPITAL IMPROVEMENT	FTA	250,000	-	-	200,000	-	-	50,000	
1312	BB	TRF-TCMT-17AZ	2017	MET COUNCIL-MT	SECT 5307: TWIN CITIES MET COUNCIL MT-HEYWOOD GARAGE MODERNIZATION	0.0	B9	BUS GRANT CAPITAL IMPROVEMENT	FTA	8,000,000	-	-	6,400,000	-	-	1,600,000	
1313	BB	TRF-TCMT-17BA	2017	MET COUNCIL-MT	SECT 5307: TWIN CITIES MET COUNCIL MT-HEYWOOD CAMPUS ADMINISTRATION EXPANSION	0.0	B9	BUS GRANT CAPITAL IMPROVEMENT	FTA	1,000,000	-	-	800,000	-	-	200,000	
1314	BB	TRF-TCMT-17BB	2017	MET COUNCIL-MT	SECT 5307: TWIN CITIES MET COUNCIL MT-LIGHT RAIL SYSTEMS AND TRACK REPLACEMENT AND ENHANCEMENT	0.0	B9	RAIL GRANT CAPITAL IMPROVEMENT	FTA	2,775,000	-	-	2,220,000	-	-	555,000	

METRO	FY 2017-FY 2020 STATE TRANSPORTATION IMPROVEMENT PROGRAM (STIP)															
SEQ #	ROUTE SYSTEM	PROJECT NUMBER	YEAR	AGENCY	PROJECT DESCRIPTION	MILES	PRGM	WORK TYPE	FUNDS	TOTAL	FHWA	AC	FTA	TH	BOND	OTHER
1315	BB	TRF-TCMT-17BC	2017	MET COUNCIL-MT	SECT 5307: TWIN CITIES MET COUNCIL MT-MALL OF AMERICA TRANSIT CENTER REHABILITATION AND UPGRADE	0.0	B9	BUS GRANT CAPITAL IMPROVEMENT	FTA	7,000,000	-	-	5,600,000	-	-	1,400,000
1316	BB	TRF-TCMT-17BD	2017	MET COUNCIL-MT	SECT 5309: TWIN CITIES MET COUNCIL MT-LADDERS OF OPPORTUNITY AWARD - IMPROVE, REPLACE & CONSTRUCT BUS FACILITIES, MPLS & ST PAUL	0.0	B3	BUS GRANT CAPITAL IMPROVEMENT	FTA	3,507,500	-	-	2,806,000	-	-	701,500
1317	BB	TRF-TCMT-17D	2017	MET COUNCIL-MT	SECT 5337: TWIN CITIES MET COUNCIL MT-ASSOCIATED CAPITAL MAINTENANCE-BUS	0.0	GR	BUS GRANT CAPITAL IMPROVEMENT	FTA	2,328,994	-	-	1,863,195	-	-	465,799
1318	BB	TRF-TCMT-17E	2017	MET COUNCIL-MT	SECT 5337: TWIN CITIES MET COUNCIL MT-CAPITAL LEASE-TIRES	0.0	GR	BUS GRANT CAPITAL IMPROVEMENT	FTA	2,556,753	-	-	2,045,402	-	-	511,351
1319	BB	TRF-TCMT-17F	2017	MET COUNCIL-MT	SECT 5307: TWIN CITIES MET COUNCIL MT-PREVENTIVE MAINTENANCE	0.0	B9	BUS GRANT CAPITAL IMPROVEMENT	FTA	9,500,000	-	-	7,600,000	-	-	1,900,000
1320	BB	TRF-TCMT-17J	2017	MET COUNCIL-MT	SECT 5307: TWIN CITIES MET COUNCIL MT-TRANSIT BUSINESS COMPUTER HW & SW	0.0	B9	BUS GRANT CAPITAL IMPROVEMENT	FTA	1,600,000	-	-	1,280,000	-	-	320,000
1321	BB	TRF-TCMT-17K	2017	MET COUNCIL-MT	SECT 5307: TWIN CITIES MET COUNCIL MT-FACILITIES ENERGY ENHANCEMENTS AND NEW ENERGY INITIATIVES	0.0	B9	BUS GRANT CAPITAL IMPROVEMENT	FTA	1,500,000	-	-	1,200,000	-	-	300,000
1322	BB	TRF-TCMT-17L	2017	MET COUNCIL-MT	SECT 5307: TWIN CITIES MET COUNCIL MT-BUS AND RAIL OPERATIONS COMMUNICATIONS AND CONTROL CAPITAL EQUIPMENT, HARDWARE AND SOFTWARE REPLACEMENT AND EXPANSION, ADVANCE SCHEDULE PLANNING SOFTWARE, CUSTOMER REAL-TIME SOFTWARE	0.0	B9	BUS GRANT CAPITAL IMPROVEMENT	FTA	2,250,000	-	-	1,800,000	-	-	450,000
1323	BB	TRF-TCMT-17P	2017	MET COUNCIL-MTS	SECT 5307: TWIN CITIES MET COUNCIL MTS-REGIONAL FLEET CAPITAL COST OF CONTRACTING	0.0	B9	BUS GRANT CAPITAL IMPROVEMENT	FTA	4,625,000	-	-	3,700,000	-	-	925,000
1324	BB	TRF-TCMT-17Q	2017	MET COUNCIL-MTS	SECT 5307: TWIN CITIES MET COUNCIL MTS-MTS BUS ACQUISITION	0.0	B9	PURCHASE BUS	FTA	24,875,000	-	-	19,900,000	-	-	4,975,000
1325	BB	TRF-TCMT-17R	2017	MET COUNCIL-MTS	SECT 5307: TWIN CITIES MET COUNCIL U OF M-U OF MN BUS ACQUISITION	0.0	B9	PURCHASE BUS	FTA	375,000	-	-	300,000	-	-	75,000
1326	BB	TRF-TCMT-17X	2017	MET COUNCIL-MT	SECT 5337: TWIN CITIES MET COUNCIL MT-BUS ACQUISITION	0.0	GR	PURCHASE BUS	FTA	2,000,000	-	-	1,600,000	-	-	400,000
1327	BB	TRF-TCMT-17Y	2017	MET COUNCIL-MT	SECT 5309: SOUTHWEST LIGHT RAIL TRANSIT (GREEN LINE EXTENSION)-NEW START FFGA 2017 APPROPRIATION	14.5	B3	RAIL TRANSITWAY	FTA	300,000,000	-	-	150,000,000	-	-	150,000,000
1328	BB	TRF-TCMT-17Z	2017	MET COUNCIL-MT	SECT 5337: TWIN CITIES MET COUNCIL MT-LIGHT RAIL VEHICLE OVERHAUL AND MAINTENANCE	0.0	GR	RAIL GRANT CAPITAL IMPROVEMENT	FTA	9,705,000	-	-	7,764,000	-	-	1,941,000
1329	BB	TRS-TCMT-17	2017	MET COUNCIL-MT	CMAQ: RENOVATE MALL OF AMERICA TRANSIT STATION PROJECT OFF OF 24TH AVE S, BLOOMINGTON IN THE MALL OF AMERICA	0.0	TR	BUS GRANT CAPITAL IMPROVEMENT	CMAQ	22,873,730	7,000,000	-	-	-	-	15,873,730
1330	BB	TRS-TCMT-17A	2017	MET COUNCIL-MT	CMAQ: CONSTRUCT MID-HIGHWAY BUS RAPID TRANSIT STATION AT I-35W AND LAKE STREET, MINNEAPOLIS (ASSOCIATED TO 2782-327, 141-090-039) (TIED TO 027-603-061, 027-603-062)	0.0	TR	BUS TRANSITWAY	CMAQ	40,970,100	7,000,000	-	-	-	-	33,970,100



METRO	FY 2017-FY 2020 STATE TRANSPORTATION IMPROVEMENT PROGRAM (STIP)															
SEQ #	ROUTE SYSTEM	PROJECT NUMBER	YEAR	AGENCY	PROJECT DESCRIPTION	MILES	PRGM	WORK TYPE	FUNDS	TOTAL	FHWA	AC	FTA	TH	BOND	OTHER
1331	BB	TRS-TCMT-17B	2017	HOPKINS	CMAQ: DOWNTOWN HOPKINS LRT STATION - PURCHASE OF CONSTRUCTED PARKING RAMP FLOOR FOR PARK AND RIDE LOT	0.7	TR	RAIL TRANSITWAY	CMAQ	7,635,000	6,000,000	-	-	-	-	1,635,000
1332	BB	TRS-TCMT-17C	2017	MET COUNCIL-MT	CMAQ: PURCHASE TICKET/FARE MACHINES, ELECTRICAL/COMMUNICATIONS EQUIPMENT FOR PENN AVE CORRIDOR	0.0	TR	BUS TRANSITWAY	CMAQ	3,453,736	2,762,989	-	-	-	-	690,747
1333	BB	TRS-TCMT-18B	2017	MET COUNCIL-MT	CMAQ: PURCHASE UP TO TWELVE (12) 60' ARTICULATED BUSES FOR PENN AVE CORRIDOR	0.0	TR	PURCHASE BUS	CMAQ	5,460,775	4,368,620	-	-	-	-	1,092,155
1334	RR	27-00317	2017	MNDOT	PGR RR, W 98TH ST, MSAS 131 IN BLOOMINGTON-UPGRADE EXISTING SIGNAL SYSTEM	0.0	SR	RR X-ING IMPROVEMENTS	RRS	225,000	225,000	-	-	-	-	-
1335	RR	2710-49	2017	MNDOT	CP RR, MN 65, CENTRAL AVE NE IN MPLS-UPGRADE EXISTING SIGNAL SYSTEM	0.0	SR	RR X-ING IMPROVEMENTS	RRS	387,305	5,000	-	-	382,305	-	-
1336	RR	62-00213	2017	MNDOT	CP RR, CSAH 67, BALD EAGLE AVE IN WHITE BEAR LAKE-INSTALL GATES	0.0	SR	RR X-ING IMPROVEMENTS	RRS	201,890	201,890	-	-	-	-	-
1337	CITY	141-454-001AC3	2017	MINNEAPOLIS	**AC**COLUMBIA AVE NE TO TH 47 ACCESS RAMP-REPLACE BR 90664 OVER BNSF NORTHTOWN YARD & APPROACHES (AC PAYBACK 3 OF 3)	0.0	BR	BRIDGE REPLACEMENT	STBG	2,094,313	2,094,313	-	-	-	-	-
1338	CITY	164-270-003	2017	SAINT PAUL	**MN219**JACKSON ST FROM 11TH ST TO UNIVERSITY AVE IN ST PAUL-RECONSTRUCTION (SAFETEA-LU) (REPURPOSING)	0.3	RC	GRADE AND SURFACE	DEMO	4,800,000	2,637,888	-	-	-	-	2,162,112
1339	CSAH 3	027-603-051	2017	HENNEPIN COUNTY	**MN237**LAKE ST ACCESS TO I-35W, MPLS- PURCHASE RIGHT OF WAY, PE & CONSTRUCTION(SAFETEA-LU)	0.0	MC	GRADE,SURFACE & BRIDGE	DEMO	6,629,375	5,303,500	-	-	-	-	1,325,875
1340	CSAH 3	027-603-053	2017	HENNEPIN COUNTY	**MN061**LAKE ST ACCESS TO I-35W, MPLS- PURCHASE RIGHT OF WAY, PE & CONSTRUCTION (2001 APPROPRIATIONS ACT)	0.0	MC	GRADE,SURFACE & BRIDGE	DEMO	2,697,779	2,158,223	-	-	-	-	539,556
1341	CSAH 3	027-603-055	2017	HENNEPIN COUNTY	**MN151**LAKE ST ACCESS TO I-35W, MPLS- PURCHASE RIGHT OF WAY, PE & CONSTRUCTION(SAFETEA-LU)	0.0	MC	GRADE,SURFACE & BRIDGE	DEMO	1,457,611	1,166,089	-	-	-	-	291,522
1342	CSAH 3	027-603-061	2017	HENNEPIN COUNTY	**AC**CSAH 3, BLAISDELL AVE TO 1ST AVE AND 3RD AVE TO 5TH AVE IN MPLS- RECONSTRUCT ROADWAY, SIDEWALKS, STORM SEWER, CURB AND GUTTER, AND TRAFFIC SIGNALS (TIED TO 2782-327, 141-090-039, TRS-TCMT-17A, 027-603-062) (AC PROJECT, PAYBACK IN FY18)	0.3	RC	GRADE AND SURFACE	STBG	902,360	-	3,014,640	-	-	-	902,360
1343	CSAH 3	027-603-063	2017	HENNEPIN COUNTY	**MN031**LAKE ST ACCESS TO I-35W, MPLS (REPURPOSING)	0.0	MC	GRADE,SURFACE & BRIDGE	DEMO	115,749	92,599	-	-	-	-	23,150
1344	CSAH 3	027-603-064	2017	HENNEPIN COUNTY	**MN135**LAKE ST ACCESS TO I-35W, MPLS (REPURPOSING)	0.0	MC	GRADE,SURFACE & BRIDGE	DEMO	23,225	18,580	-	-	-	-	4,645
1345	CSAH 3	027-603-065	2017	HENNEPIN COUNTY	**MN199**LAKE ST ACCESS TO I-35W, MPLS (REPURPOSING)	0.0	MC	GRADE,SURFACE & BRIDGE	DEMO	117,501	94,001	-	-	-	-	23,500
1346	CSAH 23	013-623-009	2017	CHISAGO COUNTY	CSAH 23 (CHISAGO BLVD) AT CSAH 27 (MORGAN AVE) IN CHISAGO LAKES TOWNSHIP- CONSTRUCT LEFT AND RIGHT TURN LANES	0.0	SH	TURN LANES	HSIP	312,000	280,800	-	-	-	-	31,200

METRO	FY 2017-FY 2020 STATE TRANSPORTATION IMPROVEMENT PROGRAM (STIP)															
SEQ #	ROUTE SYSTEM	PROJECT NUMBER	YEAR	AGENCY	PROJECT DESCRIPTION	MILES	PRGM	WORK TYPE	FUNDS	TOTAL	FHWA	AC	FTA	TH	BOND	OTHER
1347	CSAH 24	013-624-007AC1	2017	CHISAGO COUNTY	**AC**ON CHISAGO CSAH 24 FROM CSAH 23(CHISAGO BLVD) TO STINSON AVE IN CHISAGO CITY-RDWY IMPROVEMENTS(AC PAYBACK 1 OF 2)	1.8	RC	MILL AND OVERLAY	STBG	811,300	811,300	-	-	-	-	-
1348	CSAH 27	070-627-029	2017	SCOTT COUNTY	**AC**CSAH 27 AT CSAH 68 IN CREDIT RIVER TWP- CONSTRUCT ROUNDABOUT (AC PROJECT, PAYBACK IN FY18)	0.0	SH	GRADE AND SURFACE	HSIP	106,000	-	954,000	-	-	-	106,000
1349	CSAH 28	019-628-007	2017	DAKOTA COUNTY	CSAH 28 FROM ARGENTA TRAIL TO MN55 AND CSAH 63 FROM MN55 TO 0.44 MI N OF MN55- REALIGNMENT AND EXPANSION FROM TWO TO FOUR-LANE HIGHWAY WITH TURN LANES	0.9	MC	GRADE AND SURFACE	STBG	8,350,000	5,611,760	-	-	-	-	2,738,240
1350	CSAH 28	107-020-067	2017	BLOOMINGTON	CSAH 28, 0.34 MILE W OF CSAH 28 TO 0.19 MILE E OF CSAH 28 AT I494 IN BLOOMINGTON—CONSTRUCT INTERCHANGE RAMP TO WB I494 INCLUDING NEW BRIDGE #27W18 (TIED TO 2785-400)	0.5	MC	GRADE AND SURFACE	STBG	9,500,000	7,280,000	-	-	-	-	2,220,000
1351	CSAH 31	019-631-044	2017	DAKOTA COUNTY	CSAH 31 AT NORTHLAND DR AND MENDOTA HEIGHT RD IN MENDOTA HEIGHTS - CONSTRUCT 3/4 ACCESS AND LEFT TURN LANES	0.0	SH	TURN LANES	HSIP	780,000	702,000	-	-	-	-	78,000
1352	CSAH 42	019-642-059	2017	DAKOTA COUNTY	CSAH 42, FROM 0.5 MILE E OF CSAH 71 TO 0.5 MILE E OF US52 IN ROSEMOUNT- RECONSTRUCT TO A FOUR-LANE DIVIDED ROADWAY, RECONSTRUCT US52 AND REPLACE BRIDGES 19001 (NEW BRIDGE19005) AND 19002 (NEW BRIDGE 19006), RECONSTRUCT ACCESS RAMPS (TIED TO 1906-68)	2.0	MC	GRADE AND BRIDGE	STBG	9,300,000	7,280,000	-	-	-	-	2,020,000
1353	CSAH 45	062-645-015	2017	RAMSEY COUNTY	CSAH 45 AT CSAH 10 IN MOUNDS VIEW- CONSTRUCT LEFT TURN LANES, REPLACE SIGNAL, AUDIBLE PEDESTRIAN SIGNAL (APS), COUNTDOWN TIMERS	0.0	SH	TURN LANES	HSIP	350,711	315,640	-	-	-	-	35,071
1354	CSAH 81	027-681-034AC	2017	HENNEPIN COUNTY	**AC**CSAH 81 (BOTTINEAU BLVD), FROM 0.3 MI N OF 63RD AVE N TO 0.14 MI N OF CSAH 8 (71ST AVE NORTH) IN BROOKLYN PARK- RECONSTRUCT TO A MULTI-LANE DIVIDED HIGHWAY AND INCLUDES MULTI-USE TRAIL (AC PAYBACK 1 OF 1)	1.0	RC	GRADE AND SURFACE	STBG	2,646,060	2,646,060	-	-	-	-	-
1355	LOCAL	013-070-005	2017	CHISAGO COUNTY	**MN231**COUNTYWIDE: CHISAGO COUNTY, TOWNSHIP SIGN REPLACEMENT PROGRAM, CONSTRUCTION (PHASE II)	0.0	SC	SIGNING	DEMO	264,195	211,356	-	-	-	-	52,839
1356	LOCAL	013-596-006	2017	CHISAGO COUNTY	SKOGMAN LAKE RD FROM 0.15 MI S OF CSAH 10 TO CSAH 10 AND CSAH 10 AT CSAH 4 IN FISH LAKE TOWNSHIP-REALIGN SKOGMAN LANE TO T-INTERSECTION AT CSAH 4 AND TURN LANES ON CSAH 10/CSAH4/SKOGMAN LAKE RD	0.2	SH	TURN LANES	HSIP	416,000	374,400	-	-	-	-	41,600

METRO	FY 2017-FY 2020 STATE TRANSPORTATION IMPROVEMENT PROGRAM (STIP)															
SEQ #	ROUTE SYSTEM	PROJECT NUMBER	YEAR	AGENCY	PROJECT DESCRIPTION	MILES	PRGM	WORK TYPE	FUNDS	TOTAL	FHWA	AC	FTA	TH	BOND	OTHER
1357	LOCAL	019-060-005	2017	DAKOTA COUNTY	**SB**MISSISSIPPI RIVER TRAIL-ROSEMOUNT EAST BETWEEN SPRING LAKE PARK RESERVE AND FLINT HILLS RESOURCES IN ROSEMOUNT-CONSTRUCT PED/BIKE TRAIL, GRADE-SEPARATED CROSSING AND LANDSCAPING (ASSOCIATED TO 019-090-020)	1.7	EN	PEDESTRIAN BIKE TRAIL	STBGTA	5,000,000	400,000	-	-	-	-	4,600,000
1358	LOCAL	141-030-037	2017	MINNEAPOLIS	7TH ST S, FROM 3RD AVE TO 11TH AVE-INSTALL MAST ARMS AT 6 EXISTING SIGNALS (3RD, 5TH, PORTLAND, PARK, CHICAGO, 11TH)	0.0	SH	TRAFFIC SIGNAL REVISION	HSIP	1,820,000	1,638,000	-	-	-	-	182,000
1359	LOCAL	141-591-012	2017	MINNEAPOLIS	**SRTS**INFRA IN MINNEAPOLIS, CURB EXTENSION AND PAVEMENT MARKING ALONG 29TH AVE S AND 24TH ST E	1.5	BT	PED./BIKE IMPROVEMENT	STBGTA	374,900	299,920	-	-	-	-	74,980
1360	LOCAL	163-080-002	2017	ST LOUIS PARK	**AC**W 37TH SE, OVER MINNEHAHA CREEK IN ST LOUIS PARK-REPLACE BR 27067 (AC PROJECT, PAYBACK IN FY2018)	0.0	BR	BRIDGE REPLACEMENT	BROS	1,861,600	1,200,000	238,400	-	-	-	661,600
1361	LOCAL 999	027-030-040	2017	HENNEPIN COUNTY	COUNTYWIDE: VARIOUS LOCATIONS ON CSAH'S 17, 61, 81, 130, & 152, PURCHASE ATMS TO MONITOR AND COORDINATE 81 TRAFFIC SIGNALS, FIBER INTERCONNECT 10 MILES	0.0	SH	TRAFFIC SIGNAL REVISION	HSIP	1,664,000	1,497,600	-	-	-	-	166,400
1362	LOCAL 999	070-030-010	2017	SCOTT COUNTY	CSAH 83, CSAH 101, US 169, AND LOCAL ROUTES IN SHAKOPEE-DEPLOY CAMERAS, DYNAMIC MESSAGE SIGNS, AND VEHICLE DETECTORS	1.5	TM	SIGNALS & CAMERA INSTALLATION	CMAQ	1,032,720	826,176	-	-	-	-	206,544
1363	LOCAL 999	164-090-014	2017	SAINT PAUL	GREAT RIVER PASSAGE TRAIL, ST PAUL, FROM HARRIET ISLAND REGIONAL PARK TO MISSISSIPPI RIVER REGIONAL TRAIL IN S ST PAUL-CONSTRUCT PED/BIKE TRAIL	1.7	EN	PEDESTRIAN BIKE TRAIL	STBG	7,693,280	6,154,624	-	-	-	-	1,538,656
1364	LOCAL 999	TRS-TCMT-17D	2017	MET COUNCIL-MT	CMAQ TDM: ACTIVITIES TO REDUCE SOV USE BY VAN POOLS, CAR POOL AND RIDE MATCHING PROGRAMS, MARKETING, TRANSIT RIDERSHIP INCENTIVES BY SUPPORTING SEVERAL TRANSPORTATION MANAGEMENT ORGANIZATIONS AND OTHER TRAVEL DEMAND MANAGEMENT STRATEGIES THAT RESULT IN REDUCED VEHICLE MILES TRAVELED AND LIGHT DUTY VEHICLE EMISSIONS	0.0	TM	PLANNING	CMAQ	4,542,500	3,634,000	-	-	-	-	908,500
1365	PED/BIKE	002-090-002	2017	ANOKA COUNTY	MISSISSIPPI RIVER TRAIL IN MISSISSIPPI W REGIONAL PARK, RAMSEY, FROM MISSISSIPPI RIVER TRAIL TO 142ND AVE-CONSTRUCT PED/BIKE TRAIL	1.0	EN	PEDESTRIAN BIKE TRAIL	STBGTA	671,424	537,139	-	-	-	-	134,285
1366	PED/BIKE	010-090-006	2017	CARVER COUNTY	MN RIVER BLUFFS LRT REGIONAL TRAIL, FROM CHASKA BLVD IN CHASKA TO BLUFF CREEK DRIVE IN CHANHASSEN-CONSTRUCT PED/BIKE TRAIL	1.3	EN	PEDESTRIAN BIKE TRAIL	STBGTA	353,288	282,630	-	-	-	-	70,658
1367	PED/BIKE	010-090-007	2017	CARVER COUNTY	IN CHANHASSEN, ADJACENT TO MN5, CSAH 17 TO CSAH 101-RECONSTRUCT MN 5 REGIONAL TRAIL	0.6	BT	PEDESTRIAN BIKE TRAIL	STBG	417,976	334,381	-	-	-	-	83,595

METRO	FY 2017-FY 2020 STATE TRANSPORTATION IMPROVEMENT PROGRAM (STIP)															
SEQ #	ROUTE SYSTEM	PROJECT NUMBER	YEAR	AGENCY	PROJECT DESCRIPTION	MILES	PRGM	WORK TYPE	FUNDS	TOTAL	FHWA	AC	FTA	TH	BOND	OTHER
1368	PED/BIKE	013-090-006	2017	CHISAGO COUNTY	**AC** 288TH STREET FROM OLINDA TRAIL TO LAKESIDE TRAIL-CONSTRUCT MULTI-USE TRAIL AND BITUMINOUS MILL AND OVERLAY (AC PROJECT, PAYBACKS IN FY18, FY19, FY20)	0.0	EN	PEDESTRIAN BIKE TRAIL	STBGTA	1,055,848	136,800	379,152	-	-	-	919,048
1369	PED/BIKE	019-090-017	2017	DAKOTA COUNTY	BIG RIVERS REGIONAL TRAIL, EAGAN, FROM I494 TO CSAH 26 (LONE OAK RD)-CONSTRUCT PED/BIKE TRAIL	1.0	EN	PEDESTRIAN BIKE TRAIL	STBGTA	1,500,000	914,575	-	-	-	-	585,425
1370	PED/BIKE	019-090-018	2017	DAKOTA COUNTY	TH110, FROM 0.1 MI NORTH OF TH 110 TO 0.2 MI SOUTH OF TH 110-CONSTRUCT GRADE SEPARATED CROSSING AND PED/BIKE TRAIL FOR MENDOTA-LEBANON HILLS REGIONAL GREENWAY (ASSOCIATED TO SP 1918-110)	0.3	EN	PEDESTRIAN BIKE BRIDGE	STBGTA	1,700,000	1,212,112	-	-	-	-	487,888
1371	PED/BIKE	019-090-020	2017	DAKOTA COUNTY	MISSISSIPPI RIVER TRAIL-ROSEMOUNT EAST BETWEEN SPRING LAKE PARK RESERVE AND FLINT HILLS RESOURCES IN ROSEMOUNT-CONSTRUCT PED/BIKE TRAIL, GRADE-SEPARATED CROSSING AND LANDSCAPING (ASSOCIATED TO 019-060-005)	1.7	BT	PEDESTRIAN BIKE TRAIL	FLAP	1,000,000	1,000,000	-	-	-	-	-
1372	PED/BIKE	027-603-062	2017	HENNEPIN COUNTY	**AC**CSAH 3 FROM BLAISDELL AVE TO 1ST AVE AND 3RD AVE TO 5TH AVE IN MPLS-STREETScape IMPROVEMENTS (TIED TO 2782-327, 141-090-039, TRS-TCMT-17A, 027-603-061) (AC PROJECT, PAYBACK IN FY18)	0.3	EN	ENHANCEMENT	STBGTA	201,600	-	678,400	-	-	-	201,600
1373	PED/BIKE	070-090-001	2017	SCOTT COUNTY	SCOTT WEST REGIONAL TRAIL CONNECTION, FROM CSAH 16 TO JENNIFER LANE IN SHAKOPEE-CONSTRUCT PED/BIKE TRAIL	1.3	EN	PEDESTRIAN BIKE TRAIL	STBGTA	557,560	391,637	-	-	-	-	165,923
1374	PED/BIKE	082-591-001	2017	WASHINGTON COUNTY	CR 74/CSAH 13, FROM COTTAGE GROVE ELEMENTARY SCHOOL TO COUNTY TRAIL SYSTEM IN COTTAGE GROVE-CONSTRUCT PED/BIKE TRAIL	0.5	EN	PEDESTRIAN BIKE TRAIL	STBGTA	232,960	186,368	-	-	-	-	46,592
1375	PED/BIKE	091-090-081	2017	THREE RIVERS PARK DISTRICT	REGIONAL TRAIL SYSTEM RAMPS, ON OLD CEDAR AVE CONNECTING TO INTERCITY REGIONAL TRAIL IN BLOOMINGTON, ON 63RD AVE CONNECTING TO CRYSTAL LAKE REGIONAL TRAIL IN BROOKLYN PARK, ON OAKLAWN AVE CONNECTING TO NINE MILE CREEK REGIONAL TRAIL IN EDINA, ON FERNBROOK LN CONNECTING TO LUCE LINE REGIONAL TRAIL IN PLYMOUTH, ON 70TH ST CONNECTING TO INTERCITY REGIONAL TRAIL IN RICHFIELD, AND ON FERNDAL RD CONNECTING TO DAKOTA RAIL REGIONAL AND LUCE LINE STATE TRAILS IN WAYZATA-CONSTRUCT PED/BIKE TRAIL CONNECTIONS	4.7	EN	PEDESTRIAN BIKE TRAIL	STBGTA	1,272,800	935,840	-	-	-	-	336,960
1376	PED/BIKE	091-090-084	2017	THREE RIVERS PARK DISTRICT	SMETANA DR TO TRACY AVE IN EDINA-CONSTRUCT NINE-MILE CREEK TRAIL WEST SEGMENT; INCLUDES 5 BRIDGES	2.7	BT	PEDESTRIAN BIKE TRAIL	STBG	8,850,000	6,044,624	-	-	-	-	2,805,376

METRO	FY 2017-FY 2020 STATE TRANSPORTATION IMPROVEMENT PROGRAM (STIP)															
SEQ #	ROUTE SYSTEM	PROJECT NUMBER	YEAR	AGENCY	PROJECT DESCRIPTION	MILES	PRGM	WORK TYPE	FUNDS	TOTAL	FHWA	AC	FTA	TH	BOND	OTHER
1377	PED/BIKE	091-090-086	2017	THREE RIVERS PARK DISTRICT	REGIONAL TRAIL SYSTEM RAMPS, ON OLD CEDAR AVE CONNECTING TO INTERCITY REGIONAL TRAIL IN BLOOMINGTON, ON 63RD AVE CONNECTING TO CRYSTAL LAKE REGIONAL TRAIL IN BROOKLYN PARK, ON OAKLAWN AVE CONNECTING TO NINE MILE CREEK REGIONAL TRAIL IN EDINA, ON FERNBROOK LN CONNECTING TO LUCE LINE REGIONAL TRAIL IN PLYMOUTH, ON 70TH ST CONNECTING TO INTERCITY REGIONAL TRAIL IN RICHFIELD, AND ON FERNDAL RD CONNECTING TO DAKOTA RAIL REGIONAL AND LUCE LINE STATE TRAILS IN WAYZATA-RIGHT OF WAY FOR PED/BIKE RAMPS AND TRAILS	4.7	RW	RIGHT OF WAY	STBGTA	130,200	104,160	-	-	-	-	26,040
1378	PED/BIKE	107-090-009	2017	BLOOMINGTON	OLD CEDAR AVENUE TRAIL FROM EAST OLD SHAKOPEE ROAD TO MN RIVER IN BLOOMINGTON - CONSTRUCT PED/BIKE TRAIL, REHAB PKG LOT AND ROAD RECONSTRUCT (\$670K OF FHWA IS FLTP GRANT)	0.7	BT	PEDESTRIAN BIKE TRAIL	FLAP	4,747,000	1,470,000	-	-	-	-	3,277,000
1379	PED/BIKE	109-591-001	2017	BROOKLYN CENTER	EVERGREEN SCHOOL AREA TRAIL & SIDEWALK SYSTEM, BROOKLYN CENTER. NEW TRAIL/SIDEWALKS WITH CURB AND GUTTER AND PED CURB RAMPS ALONG CAMDEN AVE FROM 73RD AVE TO 70TH AVE, ALONG 72ND AVE FROM BRYANT AVE TO CAMDEN AVE AND ALONG 70TH AVE FROM .05 MI W OF CAMDEN AVE TO TH 252, AND CROSSWALK IMPROVEMENTS AT THE INTERSECTION OF CAMDEN AND 70TH AVE	0.7	EN	PEDESTRIAN BIKE TRAIL	STBGTA	344,240	275,392	-	-	-	-	68,848
1380	PED/BIKE	141-090-039	2017	MINNEAPOLIS	**AC**MIDTOWN GREENWAY TO I35W/LAKE ST TRANSIT STATION IN MPLS-CONSTRUCT 10 FT BIKE TRAIL AND PARALLEL SIDEWALK (ASSOCIATED TO 2782-327, TRS-TCMT-17A) (TIED TO 027-603-061, 027-603-062) (AC PROJECT, PAYBACK IN FY18)	0.1	EN	PEDESTRIAN BIKE TRAIL	STBGTA	763,200	-	3,052,800	-	-	-	763,200
1381	PED/BIKE	141-591-010	2017	MINNEAPOLIS	ANDERSEN SCHOOL CROSSING & TRAIL, MINNEAPOLIS, 26TH ST FROM 10TH AVE TO 12TH AVE, 28TH ST FROM 10TH AVE TO 12TH AVE, 12TH AVE S FROM 26TH TO 28TH ST, 11TH AVE S FROM 28TH TO 29TH ST, AND 10TH AVE S FROM 26TH TO 28TH ST- INTERSECTION/CROSSWALK IMPROVEMENTS	0.4	EN	PEDESTRIAN BIKE TRAIL	STBGTA	754,000	603,200	-	-	-	-	150,800
1382	PED/BIKE	173-591-003	2017	WEST ST PAUL	**SRTS**INFRA IN WEST ST PAUL, SIDEWALK CONNECTION TO THE SCHOOL ALONG BIDWELL FROM W THOMPSON AVE TO W BUTLER AVE	0.7	BT	PED./BIKE IMPROVEMENT	STBGTA	360,500	288,400	-	-	-	-	72,100
1383	I 35	1380-89	2017	MNDOT	**ELLA**I35, FROM CSAH 1 IN RUSH CITY TO PINE COUNTY LINE-CABLE MEDIAN BARRIER, DRAINAGE	3.2	SH	MEDIAN BARRIER	HSIP	572,664	509,650	-	-	63,014	-	-

METRO	FY 2017-FY 2020 STATE TRANSPORTATION IMPROVEMENT PROGRAM (STIP)															
SEQ #	ROUTE SYSTEM	PROJECT NUMBER	YEAR	AGENCY	PROJECT DESCRIPTION	MILES	PRGM	WORK TYPE	FUNDS	TOTAL	FHWA	AC	FTA	TH	BOND	OTHER
1384	I 35	1380-92	2017	MNDOT	I35, AT GOOSE CREEK REST AREA NEAR 450 ST IN HARRIS - RETAINING WALL REPLACEMENT, WELL AND WASTEWATER IMPROVEMENTS	0.8	RB	REST AREA	NHPP	1,531,177	1,378,059	-	-	153,118	-	-
1385	I 35E	6280-381	2017	MNDOT	I35E, FROM UNIVERSITY AVE TO E CAYUGA ST IN ST PAUL-LANDSCAPING	0.6	RB	LANDSCAPING	SF	150,000	-	-	-	150,000	-	-
1386	I 35E	6280-382	2017	MNDOT	I35E, FROM MARYLAND AVE E TO LARPEUR AVE E IN ST PAUL-LANDSCAPING	0.9	RB	LANDSCAPING	SF	150,000	-	-	-	150,000	-	-
1387	I 35E	6280-396	2017	MNDOT	I35E, FROM E CAYUGA ST TO MARYLAND AVE E IN ST PAUL-LANDSCAPING	0.8	RB	LANDSCAPING	SF	150,000	-	-	-	150,000	-	-
1388	I 35E	6280-397	2017	MNDOT	I35E, FROM LARPEUR AVE E IN MAPLEWOOD TO LITTLE CANADA RD IN LITTLE CANADA-LANDSCAPING	2.3	RB	LANDSCAPING	SF	150,000	-	-	-	150,000	-	-
1389	I 35W	2782-327	2017	MNDOT	**AC**SPP**CHAP 152**PODI**I35W, FROM 43RD ST TO 11TH AVE, WB I94 FROM 1ST AVE TO PARK AVE, AND MN65 FROM 24TH ST TO 15TH ST IN MPLS - MNPASS LANE CONSTRUCTION, PAVEMENT RECONSTRUCTION, TRANSIT STATION, NOISEWALLS, RETAINING WALLS, CONSTRUCT NEW BRIDGES 27W01, 27W04, 27W05, 27W07, 27000, 27845, REPLACE BRIDGES: 9618 (27700), 9731 (27777, 27822), 9733 (27844, 27841), 27867 (27V47, 27V48), 27869 (27W02), 27870 (27W03), 27872 (27W06), 27843 (27001), AND REPAIR/REHAB 27851, 27838 AND 9619 (ASSOCIATED TO 141-090-039, TRS-TCMT-17A) (TIED TO 027-603-061, 027-603-062) (AC PROJECT-AC PAYBACKS IN FY2018 AND FY2019, REMAINDER OF AC MANAGED INTO THE FUTURE)	4.9	MC	GRADE AND BRIDGE	NHPP BF	107,380,000	50,980,000	113,855,000	-	-	18,315,000	38,085,000
1390	I 35W	2782-345	2017	MNDOT	**DEB**I35W, 86TH STREET BRIDGE OVER I35W IN BLOOMINGTON-REPLACE OLD BRIDGE #9039 WITH NEW BRIDGE# 27W40 AND APPROACH WORK	0.1	BR	BRIDGE REPLACEMENT	NHFP	4,090,000	3,681,000	-	-	409,000	-	-
1391	I 94	2781-432	2017	MNDOT	**SPP**I94, FROM 0.1 MI EAST OF NICOLLET AVE IN MPLS TO 0.3 MI WEST OF SHINGLE CREEK PARKWAY IN BROOKLYN CENTER-BITUMINOUS OVERLAY, CONCRETE PAVEMENT REHABILITATION, ADA RAMPS, SIDEWALKS, CURB & GUTTER, DRAINAGE, CONCRETE BARRIER, GUARDRAIL, DE-ICING SYSTEM, TMS, REHABILITATION ON 53 BRIDGES AND BRIDGE RAILING	9.1	RD	BITUMINOUS OVERLAY	NHPP	43,355,000	39,019,500	-	-	4,335,500	-	-
1392	I 94	2781-480	2017	MNDOT	I94, FROM PLYMOUTH AVE N TO 26TH AVE N IN MINNEAPOLIS - ADD LANE, DRAINAGE, LIGHTING, GUARDRAIL AND SIGNING	1.0	MC	GRADE AND SURFACE	SF	400,000	-	-	-	400,000	-	-
1393	I 94	6282-217B	2017	MNDOT	**COCII** I-94, FROM MPLS TO ST PAUL- PRELIMINARY DESIGN FOR CORRIDOR IMPROVEMENTS	0.0	CA	PLANNING	SF	1,300,000	-	-	-	1,300,000	-	-

METRO	FY 2017-FY 2020 STATE TRANSPORTATION IMPROVEMENT PROGRAM (STIP)															
SEQ #	ROUTE SYSTEM	PROJECT NUMBER	YEAR	AGENCY	PROJECT DESCRIPTION	MILES	PRGM	WORK TYPE	FUNDS	TOTAL	FHWA	AC	FTA	TH	BOND	OTHER
1394	I 494	2785-400	2017	MNDOT	**TED**I494, 0.34 MILE W OF CSAH 28 TO 0.19 MILE E OF CSAH 28 AT I494 IN BLOOMINGTON—CONSTRUCT INTERCHANGE RAMP TO WB I494 INCLUDING NEW BRIDGE #27W18 (TIED TO 107-020-067)	0.5	AM	GRADE AND SURFACE	SF	8,000,000	-	-	-	8,000,000	-	-
1395	I 694	6285-155	2017	MNDOT	I694, FROM US10 TO LEXINGTON AVE IN ARDEN HILLS - CONSTRUCT 2 LANE ENTRANCE RAMP FROM US10 TO EB I694 AND AUXILIARY LANE THAT EXITS TO LEXINGTON AVE	0.6	MC	GRADE AND SURFACE	STBG	565,000	508,500	-	-	56,500	-	-
1396	MN 3	1920-42	2017	MNDOT	MN3, FROM 0.25 MI S OF DAKOTA-CSAH86 TO 0.25 MI N OF DAKOTA-CSAH86 IN CASTLE ROCK TOWNSHIP-MODIFY INTERSECTION, ADD TURN LANES, REPLACE BOX CULVERT #8479, GUARDRAIL, LIGHTING	0.5	SC	TURN LANES	STBG	1,525,000	1,220,000	-	-	305,000	-	-
1397	MN 5	1002-109	2017	MNDOT	MN5, AT ORCHARD RD W OF WACONIA - ROUNDABOUT CONNECTING TO CARVER CSAH 10	0.7	AM	ROUNDABOUT	SF	710,000	-	-	-	710,000	-	-
1398	MN 7	2706-221	2017	MNDOT	MN7, AT VINE HILL ROAD IN DEEPHAVEN - SIGNAL REPLACEMENT	0.0	SC	TRAFFIC SIGNAL REVISION	SF	300,000	-	-	-	150,000	-	150,000
1399	MN 13	7001-107	2017	MNDOT	MN13, AT SCOTT-CSAH 42 (EGAN DR) IN PRIOR LAKE/SAVAGE - SIGNAL REPLACEMENT INCLUDING ADA/PEDESTRIAN UPGRADES	0.7	AM	TRAFFIC SIGNAL REVISION	SF	150,000	-	-	-	150,000	-	-
1400	MN 13	7001-111	2017	MNDOT	MN13, FROM MN19 IN CEDAR LAKE TO MN282 IN SPRING LAKE- SIGN REPLACEMENT	9.7	SC	SIGNING	STBG	150,000	120,000	-	-	30,000	-	-
1401	MN 13	7001-112	2017	MNDOT	**DEB**SPP**MN13, FROM JCT OF TH 901B IN SAVAGE TO 0.4 MI E WASHBURN AVE IN BURNSVILLE AND ON TH 901B, FROM 0.1 MI W OF TH 169 IN SHAKOPEE TO JCT WITH MN13 - BITUMINOUS MILL AND OVERLAY, DRAINAGE, ADA, SIGNAL REPLACEMENT, SIGNING REPLACEMENT, TURN LANES	5.3	RS	MILL AND OVERLAY	STBG	5,470,000	4,220,000	-	-	1,055,000	-	195,000
1402	MN 13	7001-120	2017	MNDOT	MN13, AT 0.2 MI N OF 270TH ST E IN CEDAR LAKE TOWNSHIP - CONSTRUCT TURN LANES, REPLACE CULVERT	0.2	AM	TURN LANES	SF	169,300	-	-	-	169,300	-	-
1403	MN 36	8214-114MIT17	2017	MNDOT	MN36, OVER ST CROIX RIVER NEAR STILLWATER-MITIGATION/CONSULTANT ITEMS FOR REPLACEMENT OF RIVER BRIDGE 4654	0.2	CA	MISCELLANEOUS	SF	8,040,000	-	-	-	4,320,000	-	3,720,000
1404	MN 36	8214-114SA17	2017	MNDOT	MN36, ST CROIX CROSSING PROJECT SETASIDE FOR SUPPLEMENTAL AGREEMENTS/OVERRUNS FOR REPLACEMENT OF RIVER BRIDGE 4654	0.0	SA	SUPP. AGREE. & COST OVERRUNS	SF	4,865,000	-	-	-	3,200,000	-	1,665,000

METRO	FY 2017-FY 2020 STATE TRANSPORTATION IMPROVEMENT PROGRAM (STIP)															
SEQ #	ROUTE SYSTEM	PROJECT NUMBER	YEAR	AGENCY	PROJECT DESCRIPTION	MILES	PRGM	WORK TYPE	FUNDS	TOTAL	FHWA	AC	FTA	TH	BOND	OTHER
1405	MN 36	8214-114Z	2017	MNDOT	MN36, ST CROIX MIT ITEM - BLUFFLAND RESTORATION - REMOVAL OF BUCKHORN SIGN, PARTIAL RESTORATION OF WISCONSIN APPROACH (REMOVAL OF PAVEMENT FROM EAST END OF BRIDGE TO STH 35 AND PORTIONS OF CTH E) - WISCONSIN LET	2.3	AM	GRADE AND SURFACE	SF	15,000	-	-	-	15,000	-	-
1406	MN 36	8214-144	2017	MNDOT	**MN126** MN36, ST CROIX RIVER X-ING AT STILLWATER-(MN)TH 36/(WI) TH 64-PRE DESIGN AND STUDY OF LONG TERM RDWY APPROACH ALTERNATIVES TO TH 36/SH 64 FOR ST CROIX RIVER CROSSING (SAFETEA-LU)	4.0	PL	PLANNING	DEMO	339,950	271,960	-	-	67,990	-	-
1407	MN 36	8214-174B	2017	MNDOT	MN36, FROM WI ST HWY64 FROM NEW RIVER BRIDGE 82045 TO 150TH AVE-INSTALL PAVEMENT FOR LOOP TRAIL AS PART OF THE ST. CROIX RIVER CROSSING PROJECT- WISCONSIN LET	0.0	AM	GRADE AND SURFACE	SF	62,500	-	-	-	62,500	-	-
1408	MN 36	8217-4654D	2017	MNDOT	MN36, OVER ST CROIX RIVER - LIFT BRIDGE CONVERSION PROJECT FOR BRIDGE # 4654 AS PART OF ST CROIX MITIGATION PACKAGE	0.1	BR	BRIDGE REPAIR	SF	14,000,000	-	-	-	7,000,000	-	7,000,000
1409	MN 50	1904-27	2017	MNDOT	**DEB**MN50, FROM MN3 IN FARMINGTON TO US52 IN HAMPTON-BITUMINOUS MILL AND OVERLAY, CONSTRUCT TURN LANES, MODIFY INTERSECTIONS AT CSAH 80 & 81, DRAINAGE, ADA IMPROVEMENTS	8.3	RS	MILL AND OVERLAY	STBG	4,625,000	3,700,000	-	-	925,000	-	-
1410	MN 51	6216-127	2017	MNDOT	MN51, FROM PIERCE BUTLER (CSAH 33) IN ST PAUL TO MN36 IN ROSEVILLE-CONCRETE PAVEMENT REHABILITATION, DRAINAGE, TMS, ADA & INTERSECTION IMPROVEMENTS	2.8	RD	CONCRETE PAVEMENT REHAB	STBG	5,040,000	3,952,000	-	-	988,000	-	100,000
1411	MN 51	6216-135	2017	MNDOT	MN51, FROM MN36 IN ROSEVILLE TO I694 IN ARDEN HILLS- SIGN REPLACEMENT	3.7	SC	SIGNING	SF	500,000	-	-	-	500,000	-	-
1412	MN 55	027-596-005	2017	HENNEPIN COUNTY	**MN120**RECONSTRUCTION AT CSAH 115/CR 116 FROM TOWER DRIVE TO 0.17 MI N OF CLYDESDALE TRAIL FOR MN55 CORRIDOR PROTECTION PROJECT (I-494 TO CROW RIVER) (SAFETEA-LU) (TIED TO 2722-89 AND ASSOCIATED TO 027-596-012)	0.4	RC	GRADE AND SURFACE	DEMO	2,921,110	584,588	-	-	-	-	2,336,522
1413	MN 55	027-596-012	2017	HENNEPIN COUNTY	**MN002**RECONSTRUCTION AT CSAH 115/CR 116 FROM TOWER DRIVE TO 0.17 MI N OF CLYDESDALE TRAIL FOR MN55 CORRIDOR PROTECTION PROJECT (I-494 TO CROW RIVER) (REPURPOSING) (TIED TO 2722-89 AND ASSOCIATED TO 027-596-005)	0.4	RC	GRADE AND SURFACE	DEMO	78,890	63,112	-	-	-	-	15,778
1414	MN 55	2722-89	2017	MNDOT	MN55, AT HENNEPIN CSAH 115 (PINTO DRIVE) IN MEDINA - SIGNAL REPLACEMENT (TIED TO 027-596-005 AND 027-596-012)	0.0	AM	TRAFFIC SIGNAL REVISION	SF	125,000	-	-	-	125,000	-	-



METRO	FY 2017-FY 2020 STATE TRANSPORTATION IMPROVEMENT PROGRAM (STIP)															
SEQ #	ROUTE SYSTEM	PROJECT NUMBER	YEAR	AGENCY	PROJECT DESCRIPTION	MILES	PRGM	WORK TYPE	FUNDS	TOTAL	FHWA	AC	FTA	TH	BOND	OTHER
1415	MN 55	2723-117	2017	MNDOT	MN55, AT COUNTRY CLUB DRIVE/DOUGLAS DR(CSAH 102) IN GOLDEN VALLEY - SIGNAL REPLACEMENT	0.0	AM	TRAFFIC SIGNAL REVISION	SF	150,000	-	-	-	150,000	-	-
1416	MN 62	2763-55	2017	MNDOT	MN62, FROM CLEARWATER DRIVE IN MINNETONKA TO 0.2 MI WEST OF MN100 IN EDINA - REPLACE LIGHTING SYSTEMS	2.8	SC	LIGHTING	NHPP	655,000	524,000	-	-	131,000	-	-
1417	MN 65	0207-114	2017	MNDOT	MN65, AT OLD CENTRAL AVE AND AT I694 IN FRIDLEY - ELIMINATE FREE RIGHT TURN LANE, CULVERT REPAIR AND GRADING	0.3	SC	MISCELLANEOUS	SF	160,000	-	-	-	160,000	-	-
1418	MN 65	113-010-022	2017	COLUMBIA HEIGHTS	MN65 FROM 47TH AVE TO 50TH AVE IN COLUMBIA HEIGHTS - PEDESTRIAN AND VEHICLE LIGHTING, CONSTRUCT 3/4 INTERSECTION	0.4	SH	LIGHTING	HSIP	930,204	833,976	-	-	-	-	96,228
1419	MN 65	2710-47A	2017	MNDOT	**COCII** MN65, AT BRIDGE #2440 (3RD AVE S) OVER MISSISSIPPI RIVER IN MPLS-DESIGN OF MAJOR STRUCTURE REHAB OF BRIDGE	0.4	CA	MISCELLANEOUS	SF	1,000,000	-	-	-	1,000,000	-	-
1420	MN 77	1925-43	2017	MNDOT	MN77, AT DIFFLEY ROAD IN EAGAN - TRAFFIC SIGNAL MAINTENANCE, CONCRETE PAVEMENT REHABILITATION AND ADA IMPROVEMENTS	1.3	SC	TRAFFIC SIGNAL REVISION	SF	665,000	-	-	-	395,000	-	270,000
1421	MN 95	8208-37	2017	MNDOT	MN95, AT VALLEY CREEK ROAD IN WOODBURY- CONSTRUCT NB/SB LEFT AND SB RIGHT TURN LANES, MILL AND OVERLAY, LIGHTING, CULVERTS AND STORM WATER POND	0.4	SC	TURN LANES	SF	770,000	-	-	-	770,000	-	-
1422	MN 95	8210-102	2017	MNDOT	MN95, WEST SIDE OF MN95 BETWEEN MAPLE ST AND ELM ST IN MARINE ON ST. CROIX - RETAINING WALL MAINTENANCE	0.0	RB	SPOT IMPROVEMENT	SF	120,000	-	-	-	120,000	-	-
1423	MN 97	8212-26	2017	MNDOT	**DEB**MN97, AT 11ST (MSAS 135) IN FOREST LAKE - CONVERT EASTBOUND BYPASS LANE TO LEFT TURN LANE	0.2	SC	TURN LANES	STBG	825,000	660,000	-	-	165,000	-	-
1424	MN 100	2734-51	2017	MNDOT	MN100, SB FROM MINNEHAHA CREEK TO 50TH ST IN EDINA - CONSTRUCT NOISEWALL	0.3	NO	NOISE ABATEMENT	SF	920,000	-	-	-	840,000	-	80,000
1425	MN 110	1918-110	2017	MNDOT	MN110, FROM MN55/MN13 IN MENDOTA HTS TO I494 IN INVER GROVE HTS-BITUMINOUS MILL AND OVERLAY COLD IN PLACE RECYCLING, ACCESS CLOSURES, TURN LANE EXTENSIONS, DRAINAGE REPAIRS, SIGN REPLACEMENT AND ADA IMPROVEMENTS (ASSOCIATED TO 019-090-018	5.3	RD	GRADE AND SURFACE	STBG	7,705,000	6,164,000	-	-	1,541,000	-	-
1426	US 10	0202-101	2017	MNDOT	US10, FROM RAMSEY BLVD TO TRAPROCK ST IN RAMSEY- EXTEND RIVERDALE DR FRONTAGE ROAD	0.5	AM	FRONTAGE ROAD	SF	584,280	-	-	-	584,280	-	-
1427	US 10	0202-102	2017	MNDOT	US10, FROM THURSTON AVE E TO VERNDALE AVE IN ANOKA-CONSTRUCT FRONTAGE ROAD	0.5	AM	FRONTAGE ROAD	SF	710,000	-	-	-	710,000	-	-
1428	US 10	0202-104	2017	MNDOT	US10, AT ARMSTRONG BLVD IN RAMSEY - LANDSCAPING	0.9	RB	LANDSCAPING	SF	150,000	-	-	-	150,000	-	-
1429	US 10	0202-105	2017	MNDOT	US10, AT DAYTON PORT WEIGH STATION IN RAMSEY - ELECTRICAL WORK, INSTALL FLASHERS AND STATIC SIGNS	2.4	TM	WEIGH STATION	STBG	140,000	112,000	-	-	28,000	-	-

METRO	FY 2017-FY 2020 STATE TRANSPORTATION IMPROVEMENT PROGRAM (STIP)															
SEQ #	ROUTE SYSTEM	PROJECT NUMBER	YEAR	AGENCY	PROJECT DESCRIPTION	MILES	PRGM	WORK TYPE	FUNDS	TOTAL	FHWA	AC	FTA	TH	BOND	OTHER
1430	US 12	2713-112	2017	MNDOT	**ELLA**US12,0.2 MI W OF CSAH 15 (SHORELINE DR) TO 0.2 MI E CSAH 15 (GLEASON LAKE DR) IN WAYZATA - REPLACE LIGHTING SYSTEMS	1.5	SC	LIGHTING	SF	668,875	-	-	-	668,875	-	-
1431	US 12	2713-120	2017	MNDOT	US12, FROM 0.19 MI W HENNEPIN-CSAH 112 IN WAYZATA TO 0.44 MI E CSAH 6 IN ORONO- INSTALL CENTERLINE CONCRETE BARRIER AND REPAIRS ON BRIDGE 27296	3.5	SH	MEDIAN BARRIER	HSIP	2,217,400	1,991,160	-	-	226,240	-	-
1432	US 52	1906-65	2017	MNDOT	**DEB**US 52, FROM JCT WITH CSAH 86 TO CSAH 46 IN DAKOTA COUNTY-CLOSE MEDIAN CROSSEOVERS, CONSTRUCT 3/4 INTERSECTION WITH U-TURNS AND LEFT TURN LANES, CABLE MEDIAN BARRIER	12.8	SH	TURN LANES	HSIP	4,850,000	4,365,000	-	-	485,000	-	-
1433	US 52	1906-68	2017	MNDOT	**TED**US 52 AT CSAH 42, FROM 0.5 MILE E OF CSAH 71 TO 0.5 MILE E OF US52 IN ROSEMOUNT-RECONSTRUCT TO A FOUR-LANE DIVIDED ROADWAY, RECONSTRUCT US52 AND REPLACE BRIDGES 19001 (NEW BRIDGE19005) AND 19002 (NEW BRIDGE 19006), RECONSTRUCT ACCESS RAMPS (TIED TO 019-642-059)	2.0	AM	GRADE AND BRIDGE	SF	3,100,000	-	-	-	3,100,000	-	-
1434	US 169	193-010-008	2017	CHAMPLIN	US169, FROM MISSISSIPPI RIVER BRIDGE TO E HAYDEN LAKE ROAD-CONSTRUCT DUAL TURN LANES, RIGHT TURN LANE, GRADE SEPARATED BIKE PATH, ACCESS CONTROL, AND SIGNAL INSTALLATION	0.8	RD	GRADE AND SURFACE	STBG	8,091,434	6,473,147	-	-	-	-	1,618,287
1435	US 169	2772-104	2017	MNDOT	SB US169 AT 16TH ST W IN ST LOUIS PARK - ACCESS CLOSURE, CONSTRUCT VISUAL BARRIER (TIED TO 2772-105, 2772-110 AND 2772-113)	0.5	SC	SPOT IMPROVEMENT	SF	300,000	-	-	-	300,000	-	-
1436	US 169	2772-105	2017	MNDOT	**SPP**US169, 0.3 MI N OF MN62 IN EDINA TO MN55 IN GOLDEN VALLEY -CONCRETE PAVEMENT REHABILITATION AND MILL AND OVERLAY, DRAINAGE, TMS, ADA, PED RAMPS, NOISEWALL REMOVAL AND RECONSTRUCT (INCLUDING REMOVAL FROM BRIDGE 27586) (TIED TO 2772-104, 2772-110 AND 2772-113)	6.2	RD	CONCRETE PAVEMENT REHAB	NHPP	11,770,000	9,416,000	-	-	2,354,000	-	-
1437	US 169	2772-110	2017	MNDOT	US169, AT CEDAR LAKE ROAD IN MINNETONKA/ST LOUIS PARK - LENGTHEN ACCELERATION & DECELERATION LANES, STORM SEWER, LIGHTING, TMS (TIED TO 2772-104, 2772-105 AND 2772-113)	0.2	SC	SPOT IMPROVEMENT	SF	880,000	-	-	-	880,000	-	-
1438	US 169	2772-111	2017	MNDOT	US169, FROM KILMER LANE VIA 24TH AVE N FOR 0.1 MI W TO MEDICINE LAKE BLVD E IN PLYMOUTH - CONSTRUCT NEW LOW POINT DRAINAGE SYSTEM	0.0	DR	SPOT IMPROVEMENT	SF	915,000	-	-	-	730,000	-	185,000

METRO	FY 2017-FY 2020 STATE TRANSPORTATION IMPROVEMENT PROGRAM (STIP)															
SEQ #	ROUTE SYSTEM	PROJECT NUMBER	YEAR	AGENCY	PROJECT DESCRIPTION	MILES	PRGM	WORK TYPE	FUNDS	TOTAL	FHWA	AC	FTA	TH	BOND	OTHER
1439	US 169	2772-113	2017	MNDOT	**APP**US169, FROM BREN ROAD TO 7TH ST IN HOPKINS- REPLACE BRIDGE 27568 WITH A CAUSEWAY AND THE DRAINAGE BOX CULVERT 90478 (NEW BOX CULVERT #27X15) AND CONSTRUCT BOX CULVERT 27X16 FOR NEW BIKE/PED TRAIL-DESIGN BUILD PROJECT (TIED TO 2772-104, 2772-105, 2772-110)	1.0	BR	NEW BRIDGE	NHPP	57,200,000	7,200,000	-	-	50,000,000	-	-
1440	US 169	2772-113C	2017	MNDOT	**COCII**US169, BRIDGE 27568 REPLACEMENT OVER NINE MILE CREEK IN HOPKINS - PRELIMINARY DESIGN AND DESIGN BUILD PROCUREMENT ACTIVITIES	0.6	CA	MISCELLANEOUS	SF	210,001	-	-	-	210,001	-	-
1441	US 169	2772-97	2017	MNDOT	US169, AT 36TH AVE N (EAST RAMP) IN PLYMOUTH - SIGNAL SYSTEM REPLACEMENT	0.0	SC	TRAFFIC SIGNAL REVISION	SF	225,000	-	-	-	112,500	-	112,500
1442	US 169	7005-122	2017	MNDOT	US169, FROM 0.5 MI S OF CSAH 69 TO CSAH 69 IN JACKSON TOWNSHIP-CONSTRUCT FRONTAGE ROAD	0.5	AM	FRONTAGE ROAD	SF	710,000	-	-	-	710,000	-	-
1443	US 169	7009-79	2017	MNDOT	US 169, FROM MN21 IN JORDAN TO MN41 IN JACKSON TWP-DRAINAGE (ASSOCIATED TO 7009-79S) (TIED TO SP 1017-105)	6.7	DR	SPOT IMPROVEMENT	NHPP	300,000	240,000	-	-	60,000	-	-
1444	US 169	7009-79S	2017	MNDOT	US 169, FROM MN21 IN JORDAN TO MN41 IN JACKSON TWP-CABLE MEDIAN BARRIER (ASSOCIATED TO 7009-79) (TIED TO SP 1017-105)	6.7	SH	MEDIAN BARRIER	HSIP	1,210,000	1,089,000	-	-	121,000	-	-
1445	US 212	1017-105	2017	MNDOT	US 212, FROM CARVER-CSAH 11 IN CHASKA TO POWERS BLVD IN CHANHASSEN-CABLE MEDIAN BARRIER (TIED TO SP 7009-79)	6.4	SH	MEDIAN BARRIER	HSIP	1,070,000	963,000	-	-	107,000	-	-
1446	MN 999	880M-CA-17	2017	MNDOT	DISTRICTWIDE SETASIDE -EXTERNAL PROJECT DELIVERY-FY 2017	0.0	CA	MISCELLANEOUS	SF	20,000,000	-	-	-	20,000,000	-	-
1447	MN 999	880M-IPD-17	2017	MNDOT	DISTRICTWIDE SETASIDE -INTERNAL PROJECT DELIVERY-FY 2017	0.0	CA	MISCELLANEOUS	SF	6,000,000	-	-	-	6,000,000	-	-
1448	MN 999	880M-PM-17	2017	MNDOT	DISTRICTWIDE SETASIDE FOR PREVENTIVE MAINTENANCE PROJECTS - FY 2017	0.0	PM	PREVENTIVE MAINTENANCE	SF	3,210,000	-	-	-	3,210,000	-	-
1449	MN 999	880M-RB-17	2017	MNDOT	DISTRICTWIDE SETASIDE FOR LANDSCAPING & LANDSCAPE PARTNERSHIPS - FY 2017	0.0	RB	LANDSCAPING	SF	150,000	-	-	-	150,000	-	-
1450	MN 999	880M-RW-17	2017	MNDOT	DISTRICTWIDE SETASIDE FOR RIGHT OF WAY - FY 2017	0.0	RW	RIGHT OF WAY	SF	14,335,000	-	-	-	14,335,000	-	-
1451	MN 999	880M-RX-17	2017	MNDOT	DISTRICTWIDE SETASIDE FOR ROAD REPAIR - FY 2017	0.0	RX	ROAD REPAIR	SF	4,875,000	-	-	-	4,875,000	-	-
1452	MN 999	880M-SA-17	2017	MNDOT	DISTRICTWIDE SETASIDE FOR SUPPLEMENTAL AGREEMENTS/OVERRUNS - FY 2017	0.0	SA	SUPP. AGREE. & COST OVERRUNS	SF	15,160,000	-	-	-	15,160,000	-	-
1453	MN 999	880M-TRLF-17	2017	MNDOT	**TRLF**REPAYMENT, FY 2017, TRLF LOANS USED FOR RIGHT OF WAY PURCHASE ON THS 212 & 65	0.0	RW	RIGHT OF WAY	SF	1,980,000	-	-	-	1,980,000	-	-
1454	MN 999	8825-479	2017	MNDOT	METROWIDE-TRAFFIC DETECTOR LOOP REPLACEMENTS	0.0	TM	TRAFFIC MGMT. SYSTEM	SF	75,000	-	-	-	75,000	-	-
1455	MN 999	8825-480	2017	MNDOT	METROWIDE - TRAFFIC MANAGEMENT SYSTEM	0.0	TM	TRAFFIC MGMT. SYSTEM	STBG	790,000	632,000	-	-	158,000	-	-

METRO	FY 2017-FY 2020 STATE TRANSPORTATION IMPROVEMENT PROGRAM (STIP)																
SEQ #	ROUTE SYSTEM	PROJECT NUMBER	YEAR	AGENCY	PROJECT DESCRIPTION	MILES	PRGM	WORK TYPE	FUNDS	TOTAL	FHWA	AC	FTA	TH	BOND	OTHER	
1456	MN 999	8825-484	2017	MNDOT	AT VARIOUS LOCATIONS IN MPLS- SIGNAL REPLACEMENT AND ADA UPGRADES	0.0	SC	TRAFFIC SIGNAL REVISION	SF	3,000,000	-	-	-	1,500,000	-	1,500,000	
1457	MN 999	8825-519	2017	MNDOT	**ITS**METROWIDE - ITS SIGNAL CAMERAS AND COMMUNICATIONS INSTALLATION AND UPGRADES	0.0	TM	TRAFFIC MGMT. SYSTEM	STBG	426,000	340,800	-	-	85,200	-	-	
1458	MN 999	8825-551	2017	MNDOT	**SEC164**METROWIDE-MEDIAN BARRIER AND PLATE BEAM GUARDRAIL (TO BE AUTHORIZED WITH FFY2016 SECTION 164 FUNDS)	0.0	SH	MEDIAN BARRIER	HSIP	2,017,000	2,017,000	-	-	-	-	-	
1459	MN 999	8825-553	2017	MNDOT	**ITS**METROWIDE - ITS CELL MODEMS AT EXISTING SIGNAL CABINETS	0.0	SC	TRAFFIC MGMT. SYSTEM	SF	38,000	-	-	-	38,000	-	-	
1460	MN 999	8825-554	2017	MNDOT	**ITS** METROWIDE - ITS FIBER OPTIC CABLE (TIED TO 8825-555)	0.0	TM	TRAFFIC MGMT. SYSTEM	STBG	162,000	129,600	-	-	32,400	-	-	
1461	MN 999	8825-555	2017	MNDOT	**ITS** METROWIDE - ITS CLOSED CIRCUIT TELEVISION (CCTV) INSTALLATION (TIED TO 8825-554)	0.0	TM	TRAFFIC MGMT. SYSTEM	STBG	49,000	39,200	-	-	9,800	-	-	
1462	MN 999	8825-582	2017	MNDOT	**ITS**RTMC SWITCH REPLACEMENT FOR CAMERAS ON INTERSTATE AND STATE HIGHWAYS	0.0	TM	TRAFFIC MGMT. SYSTEM	STBG	675,000	540,000	-	-	135,000	-	-	
										1,009,133,975	250,947,838	122,172,392	252,660,703	170,024,523	18,315,000	317,185,911	

METRO	FY 2017-FY 2020 STATE TRANSPORTATION IMPROVEMENT PROGRAM (STIP)															
SEQ #	ROUTE SYSTEM	PROJECT NUMBER	YEAR	AGENCY	PROJECT DESCRIPTION	MILES	PRGM	WORK TYPE	FUNDS	TOTAL	FHWA	AC	FTA	TH	BOND	OTHER
1463	BB	TRF-TCMT-18	2018	MET COUNCIL-MT	SECT 5337: TWIN CITIES MET COUNCIL MT-LIGHT RAIL VEHICLE OVERHAUL AND MAINTENANCE	0.0	GR	RAIL GRANT CAPITAL IMPROVEMENT	FTA	7,800,000	-	-	6,240,000	-	-	1,560,000
1464	BB	TRF-TCMT-18A	2018	MET COUNCIL-MT	SECT 5337: TWIN CITIES MET COUNCIL MT-COMMUTER RAIL VEHICLE MAINTENANCE AND OVERHAUL	0.0	GR	RAIL GRANT CAPITAL IMPROVEMENT	FTA	1,500,000	-	-	1,200,000	-	-	300,000
1465	BB	TRF-TCMT-18AA	2018	MET COUNCIL-MT	SECT 5307: TWIN CITIES MET COUNCIL MT-LIGHT RAIL MISCELLANEOUS EQUIPMENT AND RAIL STATION IMPROVEMENT: COMMUNICATIONS, TRAIN OPERATOR TECH, SYSTEMS TECH, SECURITY, TRACK TECHNOLOGY AND EQUIPMENT, SIGNS	0.0	B9	RAIL GRANT CAPITAL IMPROVEMENT	FTA	2,475,000	-	-	1,980,000	-	-	495,000
1466	BB	TRF-TCMT-18AB	2018	MET COUNCIL-MT	SECT 5307: TWIN CITIES MET COUNCIL MT-LIGHT RAIL MAINTENANCE FACILITIES AND SYSTEM IMPROVEMENTS: HOISTS, EQUIPMENT, FACILITY APPURTENANCES, TRACK REPLACEMENT AND ENHANCEMENT	0.0	B9	RAIL GRANT CAPITAL IMPROVEMENT	FTA	4,175,000	-	-	3,340,000	-	-	835,000
1467	BB	TRF-TCMT-18AD	2018	MET COUNCIL-MT	SECT 5307: TWIN CITIES MET COUNCIL MT-PREVENTIVE MAINTENANCE	0.0	B9	BUS GRANT CAPITAL IMPROVEMENT	FTA	9,500,000	-	-	7,600,000	-	-	1,900,000
1468	BB	TRF-TCMT-18AE	2018	MET COUNCIL-MT	SECT 5307: TWIN CITIES MET COUNCIL MT-ENGINEER, DESIGN AND CONSTRUCT STILLWATER PARK AND RIDE AT TH 36, STILLWATER	0.0	B9	BUS GRANT CAPITAL IMPROVEMENT	FTA	750,000	-	-	600,000	-	-	150,000
1469	BB	TRF-TCMT-18AG	2018	MET COUNCIL-MT	SECT 5307: TWIN CITIES MET COUNCIL MT-BUS ACQUISITION	0.0	B9	PURCHASE BUS	FTA	18,000,000	-	-	14,400,000	-	-	3,600,000
1470	BB	TRF-TCMT-18AH	2018	MET COUNCIL-MT	SECT 5339: TWIN CITIES MET COUNCIL MT-BUS ACQUISITION	0.0	BB	PURCHASE BUS	FTA	6,000,000	-	-	4,800,000	-	-	1,200,000
1471	BB	TRF-TCMT-18AJ	2018	MET COUNCIL-MT	SECT 5307: TWIN CITIES MET COUNCIL MT-LOW GROWTH EXPANSION BUS PROCUREMENT	0.0	B9	PURCHASE BUS	FTA	629,457	-	-	503,566	-	-	125,891
1472	BB	TRF-TCMT-18AK	2018	MET COUNCIL-MT	SECT 5307: TWIN CITIES MET COUNCIL MT-FACILITIES ENERGY ENHANCEMENTS AND NEW ENERGY INITIATIVES	0.0	B9	BUS GRANT CAPITAL IMPROVEMENT	FTA	1,000,000	-	-	800,000	-	-	200,000
1473	BB	TRF-TCMT-18AL	2018	MET COUNCIL-MT	SECT 5307: TWIN CITIES MET COUNCIL MT-HWY 100 & EDEN/VERNON PARK & RIDE IN EDINA	0.0	B9	BUS GRANT CAPITAL IMPROVEMENT	FTA	500,000	-	-	400,000	-	-	100,000
1474	BB	TRF-TCMT-18AM	2018	MET COUNCIL-MT	SECT 5307: TWIN CITIES MET COUNCIL MT-FORT SNELLING PARK & RIDE	0.0	B9	BUS GRANT CAPITAL IMPROVEMENT	FTA	250,000	-	-	200,000	-	-	50,000
1475	BB	TRF-TCMT-18AN	2018	MET COUNCIL-MT	SECT 5309: TWIN CITIES MET COUNCIL MT-ORANGE LINE BRT DESIGN, ENGINEERING AND CONSTRUCTION	17.0	B3	BUS TRANSITWAY	FTA	13,763,875	-	-	11,011,100	-	-	2,752,775
1476	BB	TRF-TCMT-18C	2018	MET COUNCIL-MT	SECT 5337: TWIN CITIES MET COUNCIL MT-BUS AND LIGHT RAIL SUPPORT FACILITY REHAB AND RENOVATE: HOISTS, EQUIPMENT, FACILITY APPURTENANCES, ROOF REFURBISHMENT	0.0	GR	BUS GRANT CAPITAL IMPROVEMENT	FTA	500,000	-	-	400,000	-	-	100,000
1477	BB	TRF-TCMT-18J	2018	MET COUNCIL-MT	SECT 5307: TWIN CITIES MET COUNCIL MT-TRANSIT BUSINESS COMPUTER HW & SW	0.0	B9	BUS GRANT CAPITAL IMPROVEMENT	FTA	2,400,000	-	-	1,920,000	-	-	480,000

METRO	FY 2017-FY 2020 STATE TRANSPORTATION IMPROVEMENT PROGRAM (STIP)															
SEQ #	ROUTE SYSTEM	PROJECT NUMBER	YEAR	AGENCY	PROJECT DESCRIPTION	MILES	PRGM	WORK TYPE	FUNDS	TOTAL	FHWA	AC	FTA	TH	BOND	OTHER
1478	BB	TRF-TCMT-18K	2018	MET COUNCIL-MT	SECT 5307: TWIN CITIES MET COUNCIL MT-BUS AND RAIL OPERATIONS COMMUNICATIONS AND CONTROL CAPITAL EQUIPMENT, HARDWARE AND SOFTWARE REPLACEMENT AND EXPANSION, ADVANCE SCHEDULE PLANNING SOFTWARE, CUSTOMER REAL-TIME SOFTWARE	0.0	B9	BUS GRANT CAPITAL IMPROVEMENT	FTA	1,450,000	-	-	1,160,000	-	-	290,000
1479	BB	TRF-TCMT-18N	2018	MET COUNCIL-MT	SECT 5337: TWIN CITIES MET COUNCIL MT-CAPITAL LEASE-TIRES	0.0	GR	BUS GRANT CAPITAL IMPROVEMENT	FTA	2,696,336	-	-	2,157,069	-	-	539,267
1480	BB	TRF-TCMT-18Q	2018	MET COUNCIL-MTS	SECT 5307: TWIN CITIES MET COUNCIL MTS-REGIONAL FLEET CAPITAL COST OF CONTRACTING	0.0	B9	BUS GRANT CAPITAL IMPROVEMENT	FTA	4,625,000	-	-	3,700,000	-	-	925,000
1481	BB	TRF-TCMT-18R	2018	MET COUNCIL-MTS	SECT 5307: TWIN CITIES MET COUNCIL MTS-MTS BUS ACQUISITION	0.0	B9	PURCHASE BUS	FTA	15,750,000	-	-	12,600,000	-	-	3,150,000
1482	BB	TRF-TCMT-18S	2018	MET COUNCIL-MTS	SECT 5307: TWIN CITIES MET COUNCIL U OF M- U OF MN BUS ACQUISITION	0.0	B9	PURCHASE BUS	FTA	375,000	-	-	300,000	-	-	75,000
1483	BB	TRF-TCMT-18T	2018	MET COUNCIL-MT	SECT 5337: TWIN CITIES MET COUNCIL MT-BUS ACQUISITION	0.0	GR	PURCHASE BUS	FTA	4,000,000	-	-	3,200,000	-	-	800,000
1484	BB	TRF-TCMT-18U	2018	MET COUNCIL-MT	SECT 5309: SOUTHWEST LIGHT RAIL TRANSIT (GREEN LINE EXTENSION)-NEW START FFGA 2018 APPROPRIATION	14.5	B3	RAIL TRANSITWAY	FTA	200,000,000	-	-	100,000,000	-	-	100,000,000
1485	BB	TRF-TCMT-18V	2018	MET COUNCIL-MT	SECT 5309: METRO BLUE LINE EXTENSION (BOTTINEAU LIGHT RAIL TRANSIT)-NEW START FFGA 2018 APPROPRIATION	13.0	B3	RAIL TRANSITWAY	FTA	204,081,633	-	-	100,000,000	-	-	104,081,633
1486	BB	TRF-TCMT-18W	2018	MET COUNCIL-MT	SECT 5307: TWIN CITIES MET COUNCIL MT-NORTHSTAR SUPPORT FACILITY CONSTRUCTION, REHAB AND RENOVATION	0.0	B9	RAIL GRANT CAPITAL IMPROVEMENT	FTA	2,062,500	-	-	1,650,000	-	-	412,500
1487	BB	TRF-TCMT-18X	2018	MET COUNCIL-MT	SECT 5307: TWIN CITIES MET COUNCIL MT-D-LINE ARTERIAL BRT TRANSITWAY DESIGN, ENGINEERING AND CONSTRUCTION	0.0	B9	BUS TRANSITWAY	FTA	6,821,493	-	-	5,457,194	-	-	1,364,299
1488	BB	TRF-TCMT-18Y	2018	MET COUNCIL-MT	SECT 5307: TWIN CITIES MET COUNCIL MT-BUS AND RAIL FARE COLLECTION CAPITAL EQUIPMENT, HARDWARE AND SOFTWARE REPLACEMENT AND EXPANSION	0.0	B9	BUS GRANT CAPITAL IMPROVEMENT	FTA	1,500,000	-	-	1,200,000	-	-	300,000
1489	BB	TRF-TCMT-18Z	2018	MET COUNCIL-MT	SECT 5307: TWIN CITIES MET COUNCIL MT-HEYWOOD GARAGE EXPANSION DESIGN, ENGINEERING AND CONSTRUCTION	0.0	B9	BUS GRANT CAPITAL IMPROVEMENT	FTA	5,000,000	-	-	4,000,000	-	-	1,000,000
1490	BB	TRS-TCMT-18	2018	MET COUNCIL-MT	CMAQ: PURCHASE TICKET/FARE MACHINES, ELECTRICAL/COMMUNICATIONS EQUIPMENT FOR CHICAGO AVE CORRIDOR	0.0	TR	BUS TRANSITWAY	CMAQ	5,261,579	4,104,320	-	-	-	-	1,157,259
1491	BB	TRS-TCMT-18A	2018	MET COUNCIL-MT	CMAQ: PURCHASE UP TO FOURTEEN (14) 60' ARTICULATED BUSES, PURCHASE TICKET/FARE MACHINES, ELECTRICAL/COMMUNICATIONS EQUIPMENT FOR EMERSON-FREEMONT AVE CORRIDOR	0.0	TR	PURCHASE BUS	CMAQ	8,840,038	7,072,030	-	-	-	-	1,768,008
1492	RR	19-00146	2018	MNDOT	UP RR, M370, 65TH ST E IN INVER GROVE HEIGHTS-INSTALL GATES	0.0	SR	RR X-ING IMPROVEMENTS	RRS	375,000	375,000	-	-	-	-	-

METRO	FY 2017-FY 2020 STATE TRANSPORTATION IMPROVEMENT PROGRAM (STIP)															
SEQ #	ROUTE SYSTEM	PROJECT NUMBER	YEAR	AGENCY	PROJECT DESCRIPTION	MILES	PRGM	WORK TYPE	FUNDS	TOTAL	FHWA	AC	FTA	TH	BOND	OTHER
1493	RR	62-00214	2018	MNDOT	MNNR RR, MSAS 157, ENERGY PARK DR IN ST PAUL-INSTALL GATES	0.0	SR	RR X-ING IMPROVEMENTS	RRS	225,000	225,000	-	-	-	-	-
1494	CR 202	027-596-009	2018	HENNEPIN COUNTY	CR 202 (ELM CREEK BLVD), OVER ELM CREEK RD IN DAYTON-REPLACE BR L8081	0.0	BR	BRIDGE REPLACEMENT	BROS	2,534,000	1,400,000	-	-	-	-	1,134,000
1495	CSAH 3	027-603-061AC	2018	HENNEPIN COUNTY	**AC**CSAH 3, BLAISDELL AVE TO 1ST AVE AND 3RD AVE TO 5TH AVE IN MPLS- RECONSTRUCT ROADWAY, SIDEWALKS, STORM SEWER, CURB AND GUTTER, AND TRAFFIC SIGNALS (TIED TO 2782-327, 141-090-039, TRS-TCMT-17A, 027-603-062) (AC PAYBACK 1 OF 1)	0.3	RC	GRADE AND SURFACE	STBG	3,014,640	3,014,640	-	-	-	-	-
1496	CSAH 19	013-619-018	2018	CHISAGO COUNTY	CSAH 19 AT CSAH 28 (FALCON AVE TO 1/4 MILE W IN CHISAGO LAKES TWP- RECONSTRUCT HORIZONTAL ALIGNMENT, ADD TURN LANES, PAVE SHOULDERS	0.3	SH	TURN LANES	HSIP	530,000	477,000	-	-	-	-	53,000
1497	CSAH 24	013-624-007AC2	2018	CHISAGO COUNTY	**AC**ON CHISAGO CSAH 24 FROM CSAH 23(CHISAGO BLVD) TO STINSON AVE IN CHISAGO CITY-RDWY IMPROVEMENTS(AC PAYBACK 2 OF 2)	1.8	RC	MILL AND OVERLAY	STBG	108,700	108,700	-	-	-	-	-
1498	CSAH 26	019-626-024	2018	DAKOTA COUNTY	CSAH 26 AT MN 3 IN INVER GROVE HEIGHTS- RECONSTRUCT INTERSECTION AS URBAN ROUNDABOUT	0.3	RC	GRADE AND SURFACE	STBG	2,650,000	2,120,000	-	-	-	-	530,000
1499	CSAH 27	070-627-029AC	2018	SCOTT COUNTY	**AC**CSAH 27 AT CSAH 68 IN CREDIT RIVER TWP- CONSTRUCT ROUNDABOUT (AC PAYBACK 1 OF 1)	0.0	SH	GRADE AND SURFACE	HSIP	954,000	954,000	-	-	-	-	-
1500	CSAH 30	013-630-015	2018	CHISAGO COUNTY	**AC**CSAH 30, FROM CSAH 19 TO CSAH 17- ROADWAY RECLAMATION, RECONDITIONING AND RESURFACING (ASSOCIATED TO 013-630-018) (AC PROJECT-PAYBACK IN FY 2019)	3.8	RD	BITUMINOUS PAVEMENT	STBG	2,430,621	1,081,800	942,400	-	75,800	-	1,273,021
1501	CSAH 30	013-630-018	2018	CHISAGO COUNTY	**MN184**CSAH 30, FROM CSAH 19 TO CSAH 17-ROADWAY RECLAMATION, RECONDITIONING AND RESURFACING (REPURPOSING) (ASSOCIATED TO 013-630-015)	3.8	RD	BITUMINOUS PAVEMENT	DEMO	276,979	221,583	-	-	-	-	55,396
1502	CSAH 38	019-638-017	2018	DAKOTA COUNTY	CSAH 38 FROM CSAH 31 IN APPLE VALLEY TO MN 3 IN ROSEMOUNT - CONVERT 2-LANE TO 3-LANE ROAD	2.2	SH	GRADE AND SURFACE	HSIP	1,272,000	1,144,800	-	-	-	-	127,200
1503	CSAH 43	019-643-007	2018	DAKOTA COUNTY	CSAH 43, AT LONE OAK RD (CSAH 26) IN EAGAN- CONSTRUCT EXCLUSIVE DUAL LEFT TURN LANES ON NB AND SB APPROACHES, CONSTRUCT EXCLUSIVE RIGHT TURN LANE ON SB APPROACH, CONSTRUCT SIGNAL	0.4	RD	TURN LANES	STBG	2,650,000	2,120,000	-	-	-	-	530,000
1504	CSAH 46	019-030-009	2018	DAKOTA COUNTY	CSAH 46 FROM KENRICK AVE TO CSAH 31 IN APPLE VALLEY AND LAKEVILLE AND CSAH 31 FROM 170TH ST TO CSAH 38 IN APPLE VALLEY- FIBER OPTIC SIGNAL INTERCONNECTION, TRAFFIC SIGNAL REVISIONS, SIGNAL RETIMING/COORDINATION, TRAFFIC MONITORING CAMERAS	9.8	TM	TRAFFIC MGMT. SYSTEM	CMAQ	1,346,200	1,075,900	-	-	-	-	270,300
1505	CSAH 46	070-646-008	2018	SCOTT COUNTY	CSAH 46 AT CSAH 86 IN NEW MARKET TWP- CONSTRUCT ROUNDABOUT	0.0	SH	GRADE AND SURFACE	HSIP	1,250,000	858,600	-	-	-	-	391,400

METRO	FY 2017-FY 2020 STATE TRANSPORTATION IMPROVEMENT PROGRAM (STIP)															
SEQ #	ROUTE SYSTEM	PROJECT NUMBER	YEAR	AGENCY	PROJECT DESCRIPTION	MILES	PRGM	WORK TYPE	FUNDS	TOTAL	FHWA	AC	FTA	TH	BOND	OTHER
1506	CSAH 53	062-653-011	2018	RAMSEY COUNTY	**AC**CSAH 53, 0.01 MILE S OF IGLEHART AVE TO UNIVERSITY AVE IN ST PAUL-RECONSTRUCT INTERCHANGE BRIDGE OVER I94 AND APPROACH SECTIONS, REPAVE, CONSTRUCT SIDEWALKS, SHOULDERS, AND TRAVEL LANES, REPLACE MNDOT BRIDGE 9387 (AC PROJECT, PAYBACK IN FY2019)	0.4	RC	GRADE AND BRIDGE	STBG	1,502,719	-	6,010,876	-	-	-	1,502,719
1507	CSAH 78	002-678-021	2018	ANOKA COUNTY	CSAH 78 FROM CSAH 1 TO CSAH 14 IN COON RAPIDS - SIGNAL INTERCONNECT (16 SIGNALS)	1.4	SH	TRAFFIC SIGNAL REVISION	HSIP	424,000	381,600	-	-	-	-	42,400
1508	CSAH 96	062-696-032	2018	RAMSEY COUNTY	SNELLING AVE TO 1ST AVE-TRAFFIC SIGNAL TIMING AND INTERSECTION UPGRADES	7.6	TM	TRAFFIC MGMT. SYSTEM	CMAQ	2,508,913	2,007,130	-	-	-	-	501,783
1509	CSAH 152	109-020-013	2018	BROOKLYN CENTER	CSAH 152, 49TH AVE N TO 0.1 MILE N OF BASS LAKE RD IN BROOKLYN CENTER-RECONSTRUCT ROADWAY, CONSTRUCT CURB AND GUTTER, CONSTRUCT SIDEWALKS/TRAILS, TRAFFIC SIGNAL, TRAFFIC CONTROL, STREETSCAPING AND LANDSCAPING, RECONFIGURE TURN LANES, RELOCATE OVERHEAD UTILITIES	1.3	RD	GRADE AND SURFACE	STBG	9,868,600	7,420,000	-	-	-	-	2,448,600
1510	LOCAL	141-030-036	2018	MINNEAPOLIS	6TH ST S, FROM 1ST AVE TO PORTLAND AVE-INSTALL MAST ARMS AT 5 EXISTING SIGNALS (1ST AVE, HENNEPIN AVE, 3RD AVE, 5TH AVE, PORTLAND AVE)	0.0	SH	TRAFFIC SIGNAL REVISION	HSIP	1,166,000	1,049,400	-	-	-	-	116,600
1511	LOCAL	141-030-038	2018	MINNEAPOLIS	8TH ST AND 11TH AVES, 8TH ST AT 9TH AVE, 8TH ST AT 11TH AVE, 11TH AVE AT 14TH ST IN MPLS - INSTALL MAST ARMS AT 3 EXISTING SIGNALS	0.0	SH	TRAFFIC SIGNAL REVISION	HSIP	1,166,000	1,049,400	-	-	-	-	116,600
1512	LOCAL	141-030-040	2018	MINNEAPOLIS	ON COMO AVE FROM 12TH AVETO 15TH AVE AND ON 7TH ST FROM BUD GRANT WAY TO 13TH AVE IN MPLS - INSTALL PEDESTRIAN CURB EXTENSIONS (8 INTERSECTIONS)	0.0	SH	PED./BIKE IMPROVEMENT	HSIP	879,800	791,820	-	-	-	-	87,980
1513	LOCAL	163-080-002AC	2018	ST LOUIS PARK	**AC**W 37TH SE, OVER MINNEHAHA CREEK IN ST LOUIS PARK-REPLACE BR 27067 (AC PAYBACK 1 OF 1)	0.0	BR	BRIDGE REPLACEMENT	BROS	238,400	238,400	-	-	-	-	-
1514	LOCAL	164-141-011	2018	SAINT PAUL	GRAND AVE FROM HAMLINE TO VICTORIA IN ST PAUL - PEDESTRIAN/BIKE SAFETY IMPROVEMENTS	1.0	SH	PED./BIKE IMPROVEMENT	HSIP	742,000	667,800	-	-	-	-	74,200
1515	LOCAL 999	141-030-039	2018	MINNEAPOLIS	CITY STREETS IN MPLS - INSTALL GREEN THERMOPLASTIC BIKE LANES AND WHITE DASHED POLY-PREFORM AT INTERSECTION APPROACHES	0.0	SH	SPOT IMPROVEMENT	HSIP	190,800	171,720	-	-	-	-	19,080
1516	LOCAL 999	880M-ATP-18	2018	MNDOT	METRO ATP SETASIDE FOR PROJECTS YET TO BE SELECTED FOR FY 2018	0.0	MC	GRADE AND SURFACE	STBG	15,939,935	12,751,948	-	-	-	-	3,187,987
1517	LOCAL 999	880M-SHL-18	2018	MNDOT	METRO ATP SETASIDE FOR HSIP PROJECTS YET TO BE SELECTED FOR FY 2018	0.0	SH	SPOT IMPROVEMENT	HSIP	1,111,111	1,000,000	-	-	-	-	111,111



METRO	FY 2017-FY 2020 STATE TRANSPORTATION IMPROVEMENT PROGRAM (STIP)															
SEQ #	ROUTE SYSTEM	PROJECT NUMBER	YEAR	AGENCY	PROJECT DESCRIPTION	MILES	PRGM	WORK TYPE	FUNDS	TOTAL	FHWA	AC	FTA	TH	BOND	OTHER
1518	LOCAL 999	TRS-TCMT-18C	2018	MET COUNCIL-MT	CMAQ TDM: ACTIVITIES TO REDUCE SOV USE BY VAN POOLS, CAR POOL AND RIDE MATCHING PROGRAMS, MARKETING, TRANSIT RIDERSHIP INCENTIVES BY SUPPORTING SEVERAL TRANSPORTATION MANAGEMENT ORGANIZATIONS AND OTHER TRAVEL DEMAND MANAGEMENT STRATEGIES THAT RESULT IN REDUCED VEHICLE MILES TRAVELED AND LIGHT DUTY VEHICLE EMISSIONS	0.0	TM	PLANNING	CMAQ	4,375,000	3,500,000	-	-	-	-	875,000
1519	MSAS 158	164-158-024	2018	SAINT PAUL	MSAS 158, ON KELLOGG BLVD/3RD ST FROM 0.05 MILE W OF LAFAYETTE ST TO MARIA AVE OVER RAMSEY COUNTY REGIONAL RAIL AUTHORITY, BNSF, BRUCE VENTO NATURE SANCTUARY, COMMERICAL ST, AND I94 IN ST PAUL-RECONSTRUCT BRIDGES 62080 AND 62080A	0.6	BR	BRIDGE REPLACEMENT	STBG	60,642,000	7,420,000	-	-	-	-	53,222,000
1520	MSAS 315	127-315-006	2018	FRIDLEY	MSAS 315, MEDTRONIC PKWY TO MN65 IN FRIDLEY-CONSTRUCT 10-FT WIDE MULTIUSE TRAIL	1.1	BT	PEDESTRIAN BIKE TRAIL	STBG	607,952	486,362	-	-	-	-	121,590
1521	MSAS 333	141-333-008	2018	MINNEAPOLIS	MSAS 333, STINSON BLVD TO INDUSTRIAL BLVD IN MPLS-RECONSTRUCT FROM FOUR-LANE ROADWAY TO TWO-LANE ROADWAY WITH CENTER TURN LANES, CONSTRUCT SIDEWALK, AND CONSTRUCT MULTI-USE TRAIL	0.8	RC	TURN LANES	STBG	5,501,063	3,461,536	-	-	-	-	2,039,527
1522	PED/BIKE	013-090-006AC1	2018	CHISAGO COUNTY	**AC** 288TH STREET FROM OLINDA TRAIL TO LAKESIDE TRAIL-CONSTRUCT MULTI-USE TRAIL AND BITUMINOUS MILL AND OVERLAY (AC PAYBACK 1 OF 3)	0.0	EN	PEDESTRIAN BIKE TRAIL	STBGTA	136,800	136,800	-	-	-	-	-
1523	PED/BIKE	027-603-062AC	2018	HENNEPIN COUNTY	**AC**CSAH 3 FROM BLAISDELL AVE TO 1ST AVE AND 3RD AVE TO 5TH AVE IN MPLS-STREETSCAPE IMPROVEMENTS (TIED TO 2782-327, 141-090-039, TRS-TCMT-17A, 027-603-061) (AC PAYBACK 1 OF 1)	0.3	EN	ENHANCEMENT	STBGTA	678,400	678,400	-	-	-	-	-
1524	PED/BIKE	082-591-003	2018	WASHINGTON COUNTY	CSAH 19 FROM 80TH ST S TO INDIAN BLVD S IN COTTAGE GROVE-CONSTRUCT OFF ROAD BIKE/PED PATH	0.5	BT	PEDESTRIAN BIKE TRAIL	STBG	235,320	188,256	-	-	-	-	47,064
1525	PED/BIKE	091-090-082	2018	THREE RIVERS PARK DISTRICT	WEST COON RAPIDS DAM REGIONAL PARK PAVEMENT RECONSTRUCTION, BIKE/PED TRAIL AND LIGHTING IN BROOKLYN PARK	0.0	BT	PEDESTRIAN BIKE TRAIL	FLAP	1,400,000	1,120,000	-	-	-	-	280,000
1526	PED/BIKE	141-030-043	2018	MINNEAPOLIS	EMERSON AVE FROM PLYMOUTH AVE TO 33RD AVE N AND FREEMONT AVE FROM PLYMOUTH AVE TO 44TH AVE N IN MPLS-INSTALL CURB EXTENSIONS AND ADA PEDESTRIAN RAMPS AT 16 INTERSECTIONS, AUDIBLE CROSSING TIMERS, PEDESTRIAN REFUGES, BIKE LANE DELINEATORS, BIKE LANE STRIPING	4.5	EN	ENHANCEMENT	STBGTA	1,888,546	1,060,000	-	-	-	-	828,546

METRO	FY 2017-FY 2020 STATE TRANSPORTATION IMPROVEMENT PROGRAM (STIP)																
SEQ #	ROUTE SYSTEM	PROJECT NUMBER	YEAR	AGENCY	PROJECT DESCRIPTION	MILES	PRGM	WORK TYPE	FUNDS	TOTAL	FHWA	AC	FTA	TH	BOND	OTHER	
1527	PED/BIKE	141-090-039AC	2018	MINNEAPOLIS	**AC**MIDTOWN GREENWAY TO I35W/LAKE ST TRANSIT STATION IN MPLS-CONSTRUCT 10 FT BIKE TRAIL AND PARALLEL SIDEWALK (ASSOCIATED TO 2782-327, TRS-TCMT-17A) (TIED TO 027-603-061, 027-603-062) (AC PAYBACK 1 OF 1)	0.1	EN	PEDESTRIAN BIKE TRAIL	STBGTA	3,052,800	3,052,800	-	-	-	-	-	
1528	PED/BIKE	164-080-014	2018	SAINT PAUL	**AC**MARGARET ST FROM FOREST ST TO MCKNIGHT RD, MCKNIGHT RD FROM MINNEHAHA AVE TO HUDSON RD IN ST PAUL-CONSTRUCT BICYCLE BLVD ON MARGARET ST AND OFF-STREET PATH ALONG MCKNIGHT RD (AC PROJECT, PAYBACK IN FY19)	3.6	BT	PED./BIKE IMPROVEMENT	STBG	337,919	-	1,351,673	-	-	-	337,919	
1529	PED/BIKE	214-591-003	2018	FOREST LAKE	IN FOREST LAKE-INSTALL SIDEWALKS ALONG 3RD AVE SW AT N LAKES ACADEMY AND FROM 12TH ST SW TO 6TH ST SW, 6TH ST SW FROM 3RD AVE SW TO 2ND AVE SW, 2ND AVE SW FROM 6TH ST SW TO 5TH ST SW, 2ND AVE SW FROM 4TH ST SW TO 1ST ST SW, 4TH ST SW FROM 3RD AVE SW TO 7TH AVE SW, 8TH ST SW FROM 3RD AVE SW TO 7TH AVE SW, 7TH AVE SW FROM 8TH ST SW TO SW JR HIGH SCHOOL	1.2	EN	PED./BIKE IMPROVEMENT	STBGTA	986,982	789,586	-	-	-	-	197,396	
1530	PED/BIKE	TRS-TCMT-18D	2018	MET COUNCIL-MT	THREE GRADE-SEPARATED ROAD CROSSINGS, WITH STAIRWAYS CONNECTED TO THE ROADWAY AT EACH, ALONG CEDAR LAKE LRT REGIONAL TRAIL: TUNNELS BENEATH CSAH 20 IN HOPKINS AND WOODDALE AVE IN ST LOUIS PARK AND A BRIDGE OVER BELTLINE BLVD IN ST LOUIS PARK	0.5	BT	PED./BIKE IMPROVEMENT	STBG	5,615,600	3,711,000	-	-	-	-	1,904,600	
1531	I 35	1380-91	2018	MNDOT	I35, AT GOOSE CREEK REST AREA NEAR 450 ST IN HARRIS - BUILDING RECONSTRUCTION, GRADING, SITE AND PAVEMENT REHABILITATION	0.8	RB	REST AREA	NHPP	4,751,940	4,276,746	-	-	475,194	-	-	
1532	I 35	8280-47	2018	MNDOT	**ELLA**AC**SPP**I35, I35E FROM 0.6 MI N OF 80TH ST E TO JCT I35/I35W/I35E AND ON I35W FROM 2.3 MI N OF MAIN ST TO JCT I35/I35W/I35E IN LINO LAKES AND ON I35 FROM JCT I35/I35W/I35E TO 0.8 MI N OF US 8 IN CITIES OF COLUMBUS AND FOREST LAKE-CONCRETE OVERLAY, REPLACEMENT OF BRIDGES 82815, 02804, 02806 AND SB FOREST LAKE WEIGH STATION WEIGHT ENFORCEMENT SYSTEM AND MODIFICATIONS TO ENTRANCE/EXIT RAMPS (AC PROJECT, PAYBACK IN FY19)	7.1	RC	UNBONDED CONCRETE OVERLAY	NHPP	49,695,000	44,635,500	900,000	-	5,059,500	-	-	
1533	I 35E	1982-188	2018	MNDOT	I35E, FROM DAKOTA-CSAH42 IN BURNSVILLE TO CSAH32 IN EAGAN - REPLACE LIGHTING SYSTEMS	5.6	SC	LIGHTING	NHPP	850,000	765,000	-	-	85,000	-	-	

METRO	FY 2017-FY 2020 STATE TRANSPORTATION IMPROVEMENT PROGRAM (STIP)															
SEQ #	ROUTE SYSTEM	PROJECT NUMBER	YEAR	AGENCY	PROJECT DESCRIPTION	MILES	PRGM	WORK TYPE	FUNDS	TOTAL	FHWA	AC	FTA	TH	BOND	OTHER
1534	I 35E	6280-390	2018	MNDOT	**ELLA**I35E, OVER SHEPARD RD IN ST PAUL - REHAB ON BRIDGE 9534 AND ADA IMPROVEMENTS	0.1	BI	BRIDGE REPAIR	NHPP	1,610,000	1,449,000	-	-	161,000	-	-
1535	I 35E	6281-50	2018	MNDOT	I35E, FROM LITTLE CANADA ROAD IN LITTLE CANADA TO RAMSEY-CR J IN WHITE BEAR LAKE - LANDSCAPING	9.4	RB	LANDSCAPING	SF	150,000	-	-	-	150,000	-	-
1536	I 35W	2782-327AC1	2018	MNDOT	**AC**SPP**CHAP 152**I35W, FROM 43RD ST TO 11TH AVE, WB I94 FROM 1ST AVE TO PARK AVE, AND MN65 FROM 24TH ST TO 15TH ST IN MPLS - MNPASS LANE CONSTRUCTION, PAVEMENT RECONSTRUCTION, TRANSIT STATION, NOISEWALLS, RETAINING WALLS, CONSTRUCT NEW BRIDGES 27W01, 27W04, 27W05, 27W07, 27000, 27845, REPLACE BRIDGES: 9618 (27700), 9731 (27777, 27822), 9733 (27844, 27841), 27867 (27V47, 27V48), 27869 (27W02), 27870 (27W03), 27872 (27W06), 27843 (27001), AND REPAIR/REHAB 27851, 27838 AND 9619 (AC PAYBACK 1 OF 2)	4.9	MC	GRADE AND BRIDGE	NHPP	33,350,000	33,350,000	-	-	-	-	-
1537	I 35W	2783-148	2018	MNDOT	I35W, AT 5TH ST SE OVER I35W IN MPLS - REPLACE PED BRIDGE 27987 AND APPROACHES, ADA	0.1	BR	PEDESTRIAN BIKE BRIDGE	STBGTA	2,768,902	2,215,122	-	-	553,780	-	-
1538	I 35W	2783-160	2018	MNDOT	I35W, FROM 8TH ST SE TO JOHNSON ST SE IN MPLS - LANDSCAPING	1.1	RB	LANDSCAPING	SF	40,000	-	-	-	40,000	-	-
1539	I 94	2781-467	2018	MNDOT	ALONG I94, BETWEEN CEDAR AVE AND MISSISSIPPI RIVER IN MINNEAPOLIS - REPLACE NOISEWALL	1.1	NO	NOISE ABATEMENT	SF	2,940,000	-	-	-	2,940,000	-	-
1540	I 94	6282-225	2018	MNDOT	I94, AT GROTTO AND AT MACKUBIN IN ST PAUL - LANDSCAPING	0.6	RB	LANDSCAPING	SF	75,000	-	-	-	75,000	-	-
1541	I 494	1985-149	2018	MNDOT	I494, FROM HARDMAN AVE S IN S ST PAUL TO BLAINE AVE E IN INVER GROVE HEIGHTS- CONSTRUCT AUXILIARY LANE, CONCRETE PAVEMENT REHAB, BITUMINOUS MILL AND OVERLAY, BRIDGE REHAB, ADA, RETAINING AND NOISEWALL, SIGNING, TMS, LIGHTING, DRAINAGE	1.6	RC	GRADE, SURFACE AND BRIDGE	NHPP	15,765,000	14,188,500	-	-	1,576,500	-	-
1542	I 494	2785-396	2018	MNDOT	I494, EAST AND WEST RAMPS AT CARLSON PARKWAY IN PLYMOUTH - REPLACE SIGNALS AND ADA UPGRADES	2.0	SC	TRAFFIC SIGNAL REVISION	SF	500,000	-	-	-	250,000	-	250,000
1543	I 494	2785-418	2018	MNDOT	I494, AT THE US212 INTERCHANGE IN EDEN PRAIRIE - LANDSCAPING	0.3	RB	LANDSCAPING	SF	100,000	-	-	-	100,000	-	-
1544	I 494	2785-419	2018	MNDOT	I494, FROM I394 IN MINNETONKA ALONG CORRIDOR TO THE I94/694 INTERCHANGE IN MAPLE GROVE-LANDSCAPING	8.1	RB	LANDSCAPING	SF	100,000	-	-	-	100,000	-	-
1545	I 694	6285-157	2018	MNDOT	I694, FROM 0.9 MI E OF RICE ST IN LITTLE CANADA TO 0.1 MI W OF LEXINGTON IN ARDEN HILLS - LANDSCAPING	3.0	RB	LANDSCAPING	SF	50,000	-	-	-	50,000	-	-

METRO	FY 2017-FY 2020 STATE TRANSPORTATION IMPROVEMENT PROGRAM (STIP)															
SEQ #	ROUTE SYSTEM	PROJECT NUMBER	YEAR	AGENCY	PROJECT DESCRIPTION	MILES	PRGM	WORK TYPE	FUNDS	TOTAL	FHWA	AC	FTA	TH	BOND	OTHER
1546	MN 3	1921-94	2018	MNDOT	MN3 FROM JCT WITH MN 149 TO N ANN MARIE TRAIL-BITUMINOUS/CONCRETE PAVEMENT AND ON MN149 FROM N OF JCT WITH MN3-BITUMINOUS MILL & OVERLAY	2.3	RD	MILL AND OVERLAY	STBG	5,255,000	4,204,000	-	-	1,051,000	-	-
1547	MN 7	2706-237	2018	MNDOT	**SPP**MN7, FROM 0.1 MI E OF I494 IN MINNETONKA TO 0.25 MI W OF LOUISANA AVE IN ST LOUIS PARK- BITUMINOUS MILL AND OVERLAY, ADA, INTERSECTION REVISIONS AND SIGNALS	3.9	RS	MILL AND OVERLAY	NHPP	5,935,000	4,748,000	-	-	1,187,000	-	-
1548	MN 13	7001-116	2018	MNDOT	**SPP**MN13 FROM S OF EAGLE CREEK IN PRIOR LAKE TO 0.1 MI S OF JCT MN901B (OLD MN101) IN SAVAGE - BITUMINOUS MILL AND OVERLAY, ADA, SIGNS, GUARDRAIL AND DRAINAGE	6.5	RS	MILL AND OVERLAY	NHPP	5,030,000	4,024,000	-	-	1,006,000	-	-
1549	MN 36	6212-174	2018	MNDOT	MN36, FROM FAIRVIEW AVE TO HAMLINE AVE IN ROSEVILLE - REPLACE LIGHTING SYSTEMS	1.5	SC	LIGHTING	SF	450,000	-	-	-	450,000	-	-
1550	MN 36	8214-114AH	2018	MNDOT	MN36, ST CROIX MIT ITEM - KOLLINER PARK: REMOVAL OF NON-HISTORIC ELEMENTS TO ALLOW REVERSION TO "NATURAL"-WISCONSIN LET	2.3	AM	GRADE AND SURFACE	SF	100,000	-	-	-	100,000	-	-
1551	MN 36	8214-114MIT18	2018	MNDOT	MN36, OVER ST CROIX RIVER NEAR STILLWATER-MITIGATION/CONSULTANT ITEMS FOR REPLACEMENT OF RIVER BRIDGE 4654	0.2	CA	MISCELLANEOUS	SF	2,335,000	-	-	-	1,455,000	-	880,000
1552	MN 36	8214-114SA18	2018	MNDOT	MN36, ST CROIX CROSSING PROJECT SETASIDE FOR SUPPLEMENTAL AGREEMENTS/OVERRUNS FOR REPLACEMENT OF RIVER BRIDGE 4654	0.0	SA	SUPP. AGREE. & COST OVERRUNS	SF	3,750,000	-	-	-	2,000,000	-	1,750,000
1553	MN 36	8214-161	2018	MNDOT	MN36, S JCT MN95 TO E CHESTNUT ST IN STILLWATER AND ON MN95 FROM S JCT MN36 TO 10TH AVE N IN BAYPORT- LANDSCAPING AS PART OF THE ST CROIX RIVER CROSSING PROJECT	2.2	RB	LANDSCAPING	SF	250,000	-	-	-	250,000	-	-
1554	MN 36	8214-172	2018	MNDOT	MN36, FROM 0.1 MI N S OF NELSON ST TO CHESTNUT ST IN STILLWATER - MULTI-USE LOOP TRAIL AND SAFETY RAILING AS PART OF ST CROIX MITIGATION PACKAGE	0.4	BT	GRADE AND SURFACE	SF	2,100,000	-	-	-	1,050,000	-	1,050,000
1555	MN 36	8214-174	2018	MNDOT	MN36, WISCONSIN LOOP TRAIL IN ST CROIX COUNTY WI AS PART OF THE ST CROIX RIVER CROSSING PROJECT-WISCONSIN LET	0.0	AM	GRADE AND SURFACE	SF	1,100,000	-	-	-	1,100,000	-	-
1556	MN 36	8214-184	2018	MNDOT	MN36, AT I35 INTERCHANGE WITH WI ST CROIX COUNTY TH-E-CONSTRUCT WI SNOW STORAGE POND AS PART OF THE ST CROIX RIVER CROSSING PROJECT-WISCONSIN LET	0.0	AM	GRADE AND SURFACE	SF	70,000	-	-	-	70,000	-	-
1557	MN 41	010-596-011	2018	CARVER COUNTY	MN41, US 212 TO 0.3 MI N OF CSAH 14 IN CHASKA-RECONSTRUCT TWO-LANE UNDIVIDED HIGHWAY TO FOUR-LANE DIVIDED HIGHWAY (TIED TO 1008-85 AND 1008-85E)	1.0	MC	GRADE AND SURFACE	STBG	9,425,000	7,420,000	-	-	-	-	2,005,000

METRO	FY 2017-FY 2020 STATE TRANSPORTATION IMPROVEMENT PROGRAM (STIP)															
SEQ #	ROUTE SYSTEM	PROJECT NUMBER	YEAR	AGENCY	PROJECT DESCRIPTION	MILES	PRGM	WORK TYPE	FUNDS	TOTAL	FHWA	AC	FTA	TH	BOND	OTHER
1558	MN 41	1008-85	2018	MNDOT	MN41, FROM US212 TO 0.3 MI N CSAH 14 IN CHASKA- ROADWAY RECONSTRUCTION AND EXPANSION, INTERSECTION IMPROVEMENTS, SIGNALS AND ADA (TIED TO 010-596-011 AND 1008-85E)	1.2	AM	TURN LANES	SF	390,000	-	-	-	390,000	-	-
1559	MN 41	1008-85E	2018	MNDOT	**TED**MN41, US212 TO 0.3 MI N CSAH 14 IN CHASKA- ROADWAY RECONSTRUCTION AND EXPANSION, INTERSECTION IMPROVEMENTS, SIGNALS AND ADA (TIED TO 010-596-011 AND 1008-85)	1.2	AM	TURN LANES	SF	3,500,000	-	-	-	3,500,000	-	-
1560	MN 41	1008-91	2018	MNDOT	MN41, FROM 2ND ST TO MN5 IN CHASKA- ATMS INSTALLATION AND SIGNAL OPTIMIZATION	5.5	TM	SIGNALS & CAMERA INSTALLATION	CMAQ	747,300	597,840	-	-	149,460	-	-
1561	MN 47	0205-101	2018	MNDOT	MN47, FROM 37TH AVE IN COLUMBIA HEIGHTS TO US10 N RAMP IN COON RAPIDS-ATMS INSTALLATION AND SIGNAL OPTIMIZATION	7.6	TM	SIGNALS & CAMERA INSTALLATION	CMAQ	1,346,200	1,076,960	-	-	269,240	-	-
1562	MN 47	2726-74	2018	MNDOT	MN47, FROM 27TH AVE NE IN MPLS TO 40TH AVE NE IN COLUMBIA HEIGHTS - RESURFACING, ADA, FENCING	1.8	RD	MILL AND OVERLAY	STBG	3,330,000	2,664,000	-	-	666,000	-	-
1563	MN 55	1909-98	2018	MNDOT	MN55, FROM MN62 IN MINNEAPOLIS TO US52 IN INVER GROVE HEIGHTS-SIGN REPLACEMENT	9.4	SC	SIGNING	NHPP	450,000	360,000	-	-	90,000	-	-
1564	MN 55	2752-40	2018	MNDOT	MN55, AT MEADOW LANE IN GOLDEN VALLEY- SIGNAL REPLACEMENT	0.0	SC	TRAFFIC SIGNAL REVISION	SF	300,000	-	-	-	150,000	-	150,000
1565	MN 65	0208-159	2018	MNDOT	MN65, AT 105TH AVE NE/104 WAY NE IN BLAINE - SIGNAL REPLACEMENT AND ADA UPGRADES	0.0	SC	TRAFFIC SIGNAL REVISION	SF	400,000	-	-	-	200,000	-	200,000
1566	MN 77	2758-74	2018	MNDOT	MN77, FROM OLD SHAKOPEE ROAD IN BLOOMINGTON TO NORTH OF MN13 IN EAGAN - REPLACE LIGHTING SYSTEMS	2.1	SC	LIGHTING	NHPP	755,000	604,000	-	-	151,000	-	-
1567	MN 95	8208-38	2018	MNDOT	MN95, FROM WASHINGTON-CSAH18 (BAILEY RD/40TH ST S) TO WASHINGTON-CR20 - WIDEN SHOULDERS, ADD RIGHT TURN LANES, BITUMINOUS MILL AND OVERLAY	7.8	SC	TURN LANES	SF	2,375,000	-	-	-	2,375,000	-	-
1568	MN 100	2734-50	2018	MNDOT	MN100, FROM 36TH ST TO CEDAR LAKE RD IN ST LOUIS PARK-LANDSCAPING	1.6	RB	LANDSCAPING	SF	250,000	-	-	-	250,000	-	-
1569	MN 149	1917-45	2018	MNDOT	MN149, FROM I494 IN MENDOTA HEIGHTS TO MN5 IN ST. PAUL AND ON MN13 FROM MN149 TO CHEROKEE HEIGHTS BLVD - BITUMINOUS MILL AND OVERLAY, TURN LANE, SIGNAL, ADA, SIDEWALK, BIKE LANES AND DRAINAGE (TIED TO 6223-20)	6.3	RD	MILL AND OVERLAY	STBG	7,485,000	5,760,000	-	-	1,440,000	-	285,000
1570	MN 149	6223-20	2018	MNDOT	**CHAP 152**MN149, OVER MISSISSIPPI RIVER IN ST PAUL - REHABILITATION AND APPROACH WORK ON BRIDGE #62090 INCLUDING ADA RAMPS (TIED TO 1917-45)	0.5	BI	REDECK	BF	14,110,000	-	-	-	-	14,110,000	-

METRO	FY 2017-FY 2020 STATE TRANSPORTATION IMPROVEMENT PROGRAM (STIP)															
SEQ #	ROUTE SYSTEM	PROJECT NUMBER	YEAR	AGENCY	PROJECT DESCRIPTION	MILES	PRGM	WORK TYPE	FUNDS	TOTAL	FHWA	AC	FTA	TH	BOND	OTHER
1571	MN 610	2771-43	2018	MNDOT	MN610, FROM US169 IN BROOKLYN PARK TO MISSISSIPPI RIVER IN COON RAPIDS AND ON US169 FROM I394 IN GOLDEN VALLEY TO I94 IN BROOKLYN PARK - INSTALL TRAFFIC MANAGEMENT SYSTEM	12.3	TM	TRAFFIC MGMT. SYSTEM	STBG	1,125,000	900,000	-	-	225,000	-	-
1572	US 8	1308-25	2018	MNDOT	US8, FROM 0.3 MI WEST OF US61 IN FOREST LAKE TO 0.1 MI NORTH OF 273RD ST IN CHISAGO CITY - REPAIR/ REPLACE HYDRAULIC INFRASTRUCTURE, GUARDRAIL	5.6	DR	SPOT IMPROVEMENT	STBG	1,100,000	732,000	-	-	183,000	-	185,000
1573	US 10	8825-594	2018	MNDOT	US10, AT DAYTON PORT WEIGH STATION IN RAMSEY - PURCHASE AND INSTALL CAMERA AND PA	2.4	TM	WEIGH STATION	STBG	60,000	48,000	-	-	12,000	-	-
1574	US 12	2714-145	2018	MNDOT	US12, AT CENTRAL AVE (CSAH 101) IN WAYZATA - REHABILITATION ON BRIDGE #27133 AND APPROACH PANELS, SIGNALS, LIGHTING AND ADA	0.0	BI	BRIDGE REPAIR	STBG	1,980,000	1,584,000	-	-	396,000	-	-
1575	US 61	1913-103	2018	MNDOT	US61 (VERMILLION ST) AT 15TH ST IN HASTINGS - SIGNAL REPLACEMENT AND ADA UPGRADES	0.0	SC	TRAFFIC SIGNAL REVISION	SF	300,000	-	-	-	150,000	-	150,000
1576	US 169	070-596-013	2018	SCOTT COUNTY	**AC**US169, AT MN41 (CHESTNUT BLVD)/CSAH 78 IN JACKSON TWP-CONSTRUCT INTERCHANGE (AC PROJECT, PAYBACK IN FY19) (TIED TO 7005-121)	1.0	MC	GRADE AND SURFACE	STBG	12,174,000	5,936,000	7,560,000	-	-	-	6,238,000
1577	US 169	2750-88	2018	MNDOT	US169, FROM HAYDEN LAKE RD TO DEAN AVE IN CHAMPLIN - REPLACE AND WIDEN BRIDGE #6890 (NEW BRIDGE 27W37) AND REPLACE BRIDGE 6891 (NEW BRIDGE 27W36), EXTEND SB LEFT TURN LANE AT HAYDEN LAKE RD ONTO BRIDGE 27W37, RECONSTRUCT BITUMINOUS AND CONCRETE PAVEMENT	0.2	BR	BRIDGE REPLACEMENT	STBG	3,350,000	2,560,000	-	-	640,000	-	150,000
1578	US 169	7005-121	2018	MNDOT	**TED**US169, AT MN41 (CHESTNUT BLVD)/CSAH 78 IN JACKSON TWP-CONSTRUCT INTERCHANGE (TIED TO 070-596-013)	1.1	AM	GRADE AND SURFACE	SF	10,000,000	-	-	-	10,000,000	-	-
1579	US 169	7007-34	2018	MNDOT	**AC**SPP**US169, FROM 0.3 MI NORTH OF MN19 TO 0.1 MI NORTH OF ASH ST IN BELLE PLAINE - CONCRETE OVERLAY, CONCRETE PAVEMENT REHABILITATION, BITUMINOUS MILL AND OVERLAY AND DRAINAGE REPAIRS (TIE TO 7008-111) (AC PROJECT, PAYBACK IN FY19)	7.2	RC	UNBONDED CONCRETE OVERLAY	NHPP	9,070,000	5,000,000	11,280,000	-	4,070,000	-	-
1580	US 169	7008-111	2018	MNDOT	**AC**SPP**US169, FROM MN25 TO MN282 - CONCRETE OVERLAY, BITUMINOUS MILL AND OVERLAY, MILL BITUMINOUS PAVEMENT, MEDIAN CLOSURES, ADD U-TURNS, REDUCED CONFLICT INTERSECTION, DRAINAGE AND TENSION CABLE GUARDRAIL (TIE TO 7007-34) (AC PROJECT, PAYBACK IN FY19)	6.4	RC	UNBONDED CONCRETE OVERLAY	NHPP	7,505,000	4,190,000	9,070,000	-	3,315,000	-	-
1581	MN 999	880M-ADA-18	2018	MNDOT	DISTRICTWIDE SETASIDE FOR ADA/BIKE PROJECT - FY 2018	0.0	SC	SPOT IMPROVEMENT	SF	115,000	-	-	-	115,000	-	-

METRO	FY 2017-FY 2020 STATE TRANSPORTATION IMPROVEMENT PROGRAM (STIP)															
SEQ #	ROUTE SYSTEM	PROJECT NUMBER	YEAR	AGENCY	PROJECT DESCRIPTION	MILES	PRGM	WORK TYPE	FUNDS	TOTAL	FHWA	AC	FTA	TH	BOND	OTHER
1582	MN 999	880M-AM-18	2018	MNDOT	DISTRICTWIDE SETASIDE FOR MUNICIPAL AGREEMENT PROJECTS - FY 2018	0.0	AM	MISCELLANEOUS	SF	3,000,000	-	-	-	3,000,000	-	-
1583	MN 999	880M-MO-18	2018	MNDOT	**SPP**DISTRICTWIDE SETASIDE FOR MOBILITY - FY 2018	0.0	MC	MISCELLANEOUS	NHPP	11,400,000	9,120,000	-	-	2,280,000	-	-
1584	MN 999	880M-PD-18	2018	MNDOT	DISTRICTWIDE SETASIDE - PROJECT DELIVERY- FY 2018	0.0	CA	MISCELLANEOUS	SF	26,000,000	-	-	-	26,000,000	-	-
1585	MN 999	880M-PM-18	2018	MNDOT	DISTRICTWIDE SETASIDE FOR PREVENTIVE MAINTENANCE PROJECTS - FY 2018	0.0	PM	PREVENTIVE MAINTENANCE	SF	3,346,000	-	-	-	3,346,000	-	-
1586	MN 999	880M-RB-18	2018	MNDOT	DISTRICTWIDE SETASIDE FOR LANDSCAPING & LANDSCAPE PARTNERSHIPS - FY 2018	0.0	RB	LANDSCAPING	SF	195,000	-	-	-	195,000	-	-
1587	MN 999	880M-RW-18	2018	MNDOT	DISTRICTWIDE SETASIDE FOR RIGHT OF WAY - FY 2018	0.0	RW	RIGHT OF WAY	SF	11,000,000	-	-	-	11,000,000	-	-
1588	MN 999	880M-RX-18	2018	MNDOT	DISTRICTWIDE SETASIDE FOR ROAD REPAIR - FY 2018	0.0	RX	ROAD REPAIR	SF	5,000,000	-	-	-	5,000,000	-	-
1589	MN 999	880M-SA-18	2018	MNDOT	DISTRICTWIDE SETASIDE FOR SUPPLEMENTAL AGREEMENTS/OVERRUNS - FY 2018	0.0	SA	SUPP. AGREE. & COST OVERRUNS	SF	10,000,000	-	-	-	10,000,000	-	-
1590	MN 999	880M-SHS-18	2018	MNDOT	DISTRICTWIDE SETASIDE FOR HSIP - FY 2018	0.0	SH	SPOT IMPROVEMENT	HSIP	4,000,000	3,600,000	-	-	400,000	-	-
1591	MN 999	880M-TRLF-18	2018	MNDOT	**TRLF**REPAYMENT, FY 2018, TRLF LOANS USED FOR RIGHT OF WAY PURCHASE ON TH 65	0.0	RW	RIGHT OF WAY	SF	216,000	-	-	-	216,000	-	-
1592	MN 999	8825-544	2018	MNDOT	METROWIDE - INSTALL SIGNS ON HORIZONTAL CURVES TO COMPLY WITH NEW MMUTCD STANDARDS	0.0	SH	SIGNING	HSIP	530,000	477,000	-	-	53,000	-	-
1593	MN 999	8825-562	2018	MNDOT	METROWIDE - INSTALL LEFT TURN SIGNS ON OVERHEAD PANELS TO MEET MNMUTCD STANDARDS	0.0	SC	SIGNING	STBG	800,000	640,000	-	-	160,000	-	-
1594	MN 999	8825-578	2018	MNDOT	METROWIDE-TRAFFIC DETECTOR LOOP REPLACEMENTS	0.0	TM	TRAFFIC MGMT. SYSTEM	SF	75,000	-	-	-	75,000	-	-
										978,846,053	246,612,999	37,114,949	290,818,929	111,872,474	14,110,000	315,431,651

METRO	FY 2017-FY 2020 STATE TRANSPORTATION IMPROVEMENT PROGRAM (STIP)															
SEQ #	ROUTE SYSTEM	PROJECT NUMBER	YEAR	AGENCY	PROJECT DESCRIPTION	MILES	PRGM	WORK TYPE	FUNDS	TOTAL	FHWA	AC	FTA	TH	BOND	OTHER
1595	BB	090-080-017	2019	MVTA	APPLE VALLEY TRANSIT STATION EXPANSION EXPAND CAPACITY BY 330 SPACES AT CEDAR AVE AND GARRET AVE	0.0	TR	BUS GRANT CAPITAL IMPROVEMENT	CMAQ	7,138,800	5,711,040	-	-	-	-	1,427,760
1596	BB	TRF-TCMT-19A	2019	MET COUNCIL-MT	SECT 5309: METRO BLUE LINE EXTENSION (BOTTINEAU LIGHT RAIL TRANSIT)-NEW START FFGA 2019 APPROPRIATION	13.0	B3	RAIL TRANSITWAY	FTA	204,081,633	-	-	100,000,000	-	-	104,081,633
1597	BB	TRF-TCMT-19AA	2019	MET COUNCIL-MT	SECT 5337: TWIN CITIES MET COUNCIL MT- CAPITAL LEASE-TIRES	0.0	GR	BUS GRANT CAPITAL IMPROVEMENT	FTA	2,843,723	-	-	2,274,978	-	-	568,745
1598	BB	TRF-TCMT-19AC	2019	MET COUNCIL-MT	SECT 5307: TWIN CITIES MET COUNCIL MT- TRANSIT BUSINESS COMPUTER HW & SW	0.0	B9	BUS GRANT CAPITAL IMPROVEMENT	FTA	2,000,000	-	-	1,600,000	-	-	400,000
1599	BB	TRF-TCMT-19AD	2019	MET COUNCIL-MT	SECT 5307: TWIN CITIES MET COUNCIL MT-BUS ACQUISITION	0.0	B9	PURCHASE BUS	FTA	39,500,000	-	-	31,600,000	-	-	7,900,000
1600	BB	TRF-TCMT-19AE	2019	MET COUNCIL-MT	SECT 5339: TWIN CITIES MET COUNCIL MT-BUS ACQUISITION	0.0	BB	PURCHASE BUS	FTA	6,000,000	-	-	4,800,000	-	-	1,200,000
1601	BB	TRF-TCMT-19AF	2019	MET COUNCIL-MT	SECT 5307: TWIN CITIES MET COUNCIL MT- NORTHSTAR SUPPORT FACILITY CONSTRUCTION, REHAB AND RENOVATION	0.0	B9	RAIL GRANT CAPITAL IMPROVEMENT	FTA	2,612,500	-	-	2,090,000	-	-	522,500
1602	BB	TRF-TCMT-19AG	2019	MET COUNCIL-MT	SECT 5307: TWIN CITIES MET COUNCIL MT- LOW GROWTH EXPANSION BUS PROCUREMENT	0.0	B9	PURCHASE BUS	FTA	629,457	-	-	503,566	-	-	125,891
1603	BB	TRF-TCMT-19AH	2019	MET COUNCIL-MT	SECT 5307: TWIN CITIES MET COUNCIL MT- HWY 100 & EDEN/VERNON PARK & RIDE IN EDINA	0.0	B9	BUS GRANT CAPITAL IMPROVEMENT	FTA	500,000	-	-	400,000	-	-	100,000
1604	BB	TRF-TCMT-19AJ	2019	MET COUNCIL-MT	SECT 5307: TWIN CITIES MET COUNCIL MT- FUTURE ARTERIAL BUS RAPID TRANSIT LINE DESIGN AND ENGINEERING	0.0	B9	BUS TRANSITWAY	FTA	100,000	-	-	80,000	-	-	20,000
1605	BB	TRF-TCMT-19AK	2019	MET COUNCIL-MT	SECT 5307: TWIN CITIES MET COUNCIL MT- FORT SNELLING PARK & RIDE	0.0	B9	BUS GRANT CAPITAL IMPROVEMENT	FTA	250,000	-	-	200,000	-	-	50,000
1606	BB	TRF-TCMT-19AL	2019	MET COUNCIL-MT	SECT 5309: TWIN CITIES MET COUNCIL MT- ORANGE LINE BRT DESIGN, ENGINEERING AND CONSTRUCTION	17.0	B3	BUS TRANSITWAY	FTA	13,763,875	-	-	11,011,100	-	-	2,752,775
1607	BB	TRF-TCMT-19B	2019	MET COUNCIL-MT	SECT 5307: TWIN CITIES MET COUNCIL MT-BUS AND RAIL OPERATIONS COMMUNICATIONS AND CONTROL CAPITAL EQUIPMENT, HARDWARE AND SOFTWARE REPLACEMENT AND EXPANSION, ADVANCE SCHEDULE PLANNING SOFTWARE, CUSTOMER REAL-TIME SOFTWARE	0.0	B9	BUS GRANT CAPITAL IMPROVEMENT	FTA	1,050,000	-	-	840,000	-	-	210,000
1608	BB	TRF-TCMT-19D	2019	MET COUNCIL-MT	SECT 5337: TWIN CITIES MET COUNCIL MT-BUS ACQUISITION	0.0	GR	PURCHASE BUS	FTA	4,000,000	-	-	3,200,000	-	-	800,000
1609	BB	TRF-TCMT-19E	2019	MET COUNCIL-MT	SECT 5337: TWIN CITIES MET COUNCIL MT- COMMUTER RAIL VEHICLE MAINTENANCE AND OVERHAUL	0.0	GR	RAIL GRANT CAPITAL IMPROVEMENT	FTA	2,500,000	-	-	2,000,000	-	-	500,000
1610	BB	TRF-TCMT-19G	2019	MET COUNCIL-MT	SECT 5307: TWIN CITIES MET COUNCIL MT-BUS AND RAIL FARE COLLECTION CAPITAL EQUIPMENT, HARDWARE AND SOFTWARE REPLACEMENT AND EXPANSION	0.0	B9	BUS GRANT CAPITAL IMPROVEMENT	FTA	1,000,000	-	-	800,000	-	-	200,000



METRO	FY 2017-FY 2020 STATE TRANSPORTATION IMPROVEMENT PROGRAM (STIP)															
SEQ #	ROUTE SYSTEM	PROJECT NUMBER	YEAR	AGENCY	PROJECT DESCRIPTION	MILES	PRGM	WORK TYPE	FUNDS	TOTAL	FHWA	AC	FTA	TH	BOND	OTHER
1611	BB	TRF-TCMT-19H	2019	MET COUNCIL-MT	SECT 5307: TWIN CITIES MET COUNCIL MT-HEYWOOD GARAGE EXPANSION DESIGN, ENGINEERING AND CONSTRUCTION	0.0	B9	BUS GRANT CAPITAL IMPROVEMENT	FTA	5,000,000	-	-	4,000,000	-	-	1,000,000
1612	BB	TRF-TCMT-19J	2019	MET COUNCIL-MT	SECT 5307: TWIN CITIES MET COUNCIL MT-LIGHT RAIL MISCELLANEOUS EQUIPMENT IMPROVEMENT (VIDEO, TRAIN OPERATOR TECH, SYSTEMS TECH, SECURITY, TRACK TECHNOLOGY AND EQUIPMENT)	0.0	B9	RAIL GRANT CAPITAL IMPROVEMENT	FTA	1,500,000	-	-	1,200,000	-	-	300,000
1613	BB	TRF-TCMT-19N	2019	MET COUNCIL-MT	SECT 5337: TWIN CITIES MET COUNCIL MT-LIGHT RAIL VEHICLE OVERHAUL AND MAINTENANCE	0.0	GR	RAIL GRANT CAPITAL IMPROVEMENT	FTA	6,700,000	-	-	5,360,000	-	-	1,340,000
1614	BB	TRF-TCMT-19P	2019	MET COUNCIL-MTS	SECT 5307: TWIN CITIES MET COUNCIL MTS-MTS BUS ACQUISITION	0.0	B9	PURCHASE BUS	FTA	22,125,000	-	-	17,700,000	-	-	4,425,000
1615	BB	TRF-TCMT-19Q	2019	MET COUNCIL-MTS	SECT 5307: TWIN CITIES MET COUNCIL U OF M-U OF MN BUS ACQUISITION	0.0	B9	PURCHASE BUS	FTA	375,000	-	-	300,000	-	-	75,000
1616	BB	TRF-TCMT-19S	2019	MET COUNCIL-MTS	SECT 5307: TWIN CITIES MET COUNCIL MTS-REGIONAL FLEET CAPITAL COST OF CONTRACTING	0.0	B9	BUS GRANT CAPITAL IMPROVEMENT	FTA	4,625,000	-	-	3,700,000	-	-	925,000
1617	BB	TRF-TCMT-19X	2019	MET COUNCIL-MT	SECT 5307: TWIN CITIES MET COUNCIL MT-PREVENTIVE MAINTENANCE	0.0	B9	BUS GRANT CAPITAL IMPROVEMENT	FTA	9,500,000	-	-	7,600,000	-	-	1,900,000
1618	BB	TRF-TCMT-19Y	2019	MET COUNCIL-MT	SECT 5307: TWIN CITIES MET COUNCIL MT-ENGINEER, DESIGN AND CONSTRUCT STILLWATER PARK AND RIDE AT MN36, STILLWATER	0.0	B9	BUS GRANT CAPITAL IMPROVEMENT	FTA	750,000	-	-	600,000	-	-	150,000
1619	BB	TRF-TCMT-19Z	2019	MET COUNCIL-MT	SECT 5309: SOUTHWEST LIGHT RAIL TRANSIT (GREEN LINE EXTENSION)-NEW START FFGA 2019 APPROPRIATION	14.5	B3	RAIL TRANSITWAY	FTA	200,000,000	-	-	100,000,000	-	-	100,000,000
1620	BB	TRS-TCMT-19C	2019	MET COUNCIL-MT	CMAQ: PURCHASE UP TO 10 60' ARTICULATED BUSES FOR CHICAGO AVE CORRIDOR	0.0	TR	PURCHASE BUS	CMAQ	4,226,239	3,380,991	-	-	-	-	845,248
1621	CSAH 13	082-613-035	2019	WASHINGTON COUNTY	CSAH 13, 0.04 MILE S OF 3RD ST TO 0.12 MILE N OF HUDSON RD IN WOODBURY AND OAKDALE-CONVERT BIKE/PED TRAIL TO THIRD TRAVEL LANE, INCLUDING ON BRIDGE 82843 AND CONSTRUCT BIKE/PED BRIDGE, CROSSING, AND REFUGE	0.3	RD	PEDESTRIAN BIKE BRIDGE	STBG	3,559,680	2,847,744	-	-	-	-	711,936
1622	CSAH 15	027-615-022	2019	HENNEPIN COUNTY	CSAH 15 AT CSAH 19 IN ORONO - REPLACE SIGNAL, REMOVE FREE RIGHT TURN, CONSTRUCT SIDEWALK, DEVELOP LEFT TURN LANE(LTL) ON CSAH 19	0.0	SH	TURN LANES	HSIP	729,000	656,100	-	-	-	-	72,900
1623	CSAH 17	002-617-021	2019	ANOKA COUNTY	CSAH 17 AT CSAH 18 IN HAM LAKE/COLUMBUS CONSTRUCT NEW SIGNAL, CONVERT BYPASS LANE TO LEFT TURN LANE ON CSAH 17	0.0	SH	TURN LANES	HSIP	972,000	874,800	-	-	-	-	97,200
1624	CSAH 17	027-617-030	2019	HENNEPIN COUNTY	CSAH 17 AT MN62 IN EDINA - REPLACE 2 RAMP SIGNALS, REMOVE FREE RIGHT TURN, CONSTRUCT ADDITIONAL LEFT TURN STORAGE, FLASHING YELLOW ARROW(FYA), BLUE LIGHTS	0.0	SH	TRAFFIC SIGNAL REVISION	HSIP	1,475,000	1,020,600	-	-	-	-	454,400

METRO	FY 2017-FY 2020 STATE TRANSPORTATION IMPROVEMENT PROGRAM (STIP)															
SEQ #	ROUTE SYSTEM	PROJECT NUMBER	YEAR	AGENCY	PROJECT DESCRIPTION	MILES	PRGM	WORK TYPE	FUNDS	TOTAL	FHWA	AC	FTA	TH	BOND	OTHER
1625	CSAH 25	TRS-TCMT-19A	2019	SAINT LOUIS PARK	CMAQ: CSAH 25, AT BELT LINE BLVD- CONSTRUCTION OF 268-SPACE PARK-AND-RIDE STRUCTURE AT BELTLINE GREEN LINE EXTENSION STATION	0.0	TR	RAIL TRANSITWAY	CMAQ	8,066,318	6,453,054	-	-	-	-	1,613,264
1626	CSAH 30	013-630-015AC	2019	CHISAGO COUNTY	**AC**CSAH 30, FROM CSAH 19 TO CSAH 17- ROADWAY RECLAMATION, RECONDITIONING AND RESURFACING (AC PAYBACK 1 OF 1)	3.8	RD	BITUMINOUS PAVEMENT	STBG	942,400	942,400	-	-	-	-	-
1627	CSAH 31	019-030-008	2019	DAKOTA COUNTY	CSAH 31 FROM CSAH 32 TO CSAH 26, CSAH 26 FROM CSAH 31 TO CSAH 43, CSAH 28 FROM BLUE CROSS RD TO CSAH 43, AND CSAH 43 FROM WESCOTT RD TO CSAH 26 IN EAGAN- FIBER OPTIC SIGNAL INTERCONNECTION, TRAFFIC SIGNAL REVISIONS, SIGNAL RETIMING/COORDINATION, TRAFFIC MONITORING CAMERAS	9.0	TM	TRAFFIC MGMT. SYSTEM	CMAQ	1,663,200	1,330,560	-	-	-	-	332,640
1628	CSAH 31	062-631-025	2019	RAMSEY COUNTY	CSAH 31 AT CSAH 58 IN ST PAUL- CONSTRUCT LEFT TURN LANES, REPLACE SIGNAL, AUDIBLE PEDESTRIAN SIGNAL (APS), COUNTDOWN TIMERS	0.0	SH	TURN LANES	HSIP	1,131,786	1,018,607	-	-	-	-	113,179
1629	CSAH 33	010-633-043	2019	CARVER COUNTY	CSAH 33 AT CSAH 34 IN NORWOOD YOUNG AMERICA- CONSTRUCT ROUNDABOUT	0.0	SH	GRADE AND SURFACE	HSIP	1,685,232	1,516,709	-	-	-	-	168,523
1630	CSAH 53	062-653-011AC	2019	RAMSEY COUNTY	**AC**CSAH 53, 0.01 MILE S OF IGLEHART AVE TO UNIVERSITY AVE IN ST PAUL-RECONSTRUCT INTERCHANGE BRIDGE OVER I94 AND APPROACH SECTIONS, REPAVE, CONSTRUCT SIDEWALKS, SHOULDERS, AND TRAVEL LANES REPLACE MNDOT BRIDGE 9387 (AC PAYBACK 1 OF 1)	0.4	RC	GRADE AND BRIDGE	STBG	6,010,876	6,010,876	-	-	-	-	-
1631	CSAH 78	002-678-022	2019	ANOKA COUNTY	CSAH 78, FROM 139TH LN NW TO 0.1 MILE N OF CSAH 18 IN ANDOVER-EXPAND FROM 2 TO 4 LANES, WIDEN ONE BRIDGE	1.5	MC	GRADE AND BRIDGE	STBG	12,532,320	7,560,000	-	-	-	-	4,972,320
1632	CSAH 81	027-681-035	2019	HENNEPIN COUNTY	CSAH 81, 0.04 MILE N OF 71ST AVE (CSAH 8) TO 0.04 MILE S OF 83RD AVE IN BROOKLYN PARK- RECONSTRUCT FROM FOUR-LANE DIVIDED RURAL ROADWAY TO SIX-LANE DIVIDED URBAN ROADWAY, MULTI-USE TRAIL	1.6	MC	GRADE AND SURFACE	STBG	20,421,000	7,560,000	-	-	-	-	12,861,000
1633	LOCAL 999	070-030-009	2019	SCOTT COUNTY	VARIOUS LOCATIONS IN SCOTT COUNTY - CONSTRUCT TURN LANES	0.0	SH	TURN LANES	HSIP	1,782,000	1,603,800	-	-	-	-	178,200
1634	LOCAL 999	164-030-012	2019	SAINT PAUL	VARIOUS DOWNTOWN ST PAUL STREETS- UPGRADE TO MODERN TRAFFIC SIGNAL CONTROLLERS, INSTALL CHANGEABLE MESSAGE SIGNS, COMPLETE THE FIBER OPTIC NETWORK, UPGRADE TRAFFIC MANAGEMENT CENTER, AND OPTIMIZE SIGNAL TIMINGS IN THE DOWNTOWN AREA	3.6	TM	TRAFFIC MGMT. SYSTEM	CMAQ	3,000,780	2,400,624	-	-	-	-	600,156
1635	LOCAL 999	880M-ATP-19	2019	MNDOT	METRO ATP SETASIDE FOR PROJECTS YET TO BE SELECTED FOR FY 2019	0.0	MC	GRADE AND SURFACE	STBG	8,588,791	6,871,033	-	-	-	-	1,717,758

METRO	FY 2017-FY 2020 STATE TRANSPORTATION IMPROVEMENT PROGRAM (STIP)																
SEQ #	ROUTE SYSTEM	PROJECT NUMBER	YEAR	AGENCY	PROJECT DESCRIPTION	MILES	PRGM	WORK TYPE	FUNDS	TOTAL	FHWA	AC	FTA	TH	BOND	OTHER	
1636	LOCAL 999	880M-SHL-19	2019	MNDOT	METRO ATP SETASIDE FOR HSIP PROJECTS YET TO BE SELECTED FOR FY 2019	0.0	SH	SPOT IMPROVEMENT	HSIP	1,222,222	1,100,000	-	-	-	-	122,222	
1637	LOCAL 999	TRS-TCMT-19B	2019	MET COUNCIL-MT	CMAQ TDM: ACTIVITIES TO REDUCE SOV USE BY VAN POOLS, CAR POOL AND RIDE MATCHING PROGRAMS, MARKETING, TRANSIT RIDERSHIP INCENTIVES BY SUPPORTING SEVERAL TRANSPORTATION MANAGEMENT ORGANIZATIONS AND OTHER TRAVEL DEMAND MANAGEMENT STRATEGIES THAT RESULT IN REDUCED VEHICLE MILES TRAVELED AND LIGHT DUTY VEHICLE EMISSIONS	0.0	TM	PLANNING	CMAQ	4,375,000	3,500,000	-	-	-	-	875,000	
1638	MSAS 203	164-203-014	2019	SAINT PAUL	MSAS 203, SUMMIT AVE FROM SYNDICATE ST TO GRIGGS ST IN ST PAUL-RECONSTRUCT BR 62504 (NEW 62652) OVER AYD MILL RD AND APPROACHES	0.2	BR	BRIDGE REPLACEMENT	BROS	6,362,000	1,722,143	-	-	-	-	4,639,857	
1639	MSAS 434	141-434-001	2019	MINNEAPOLIS	MSAS 434, HENNEPIN AVE TO CHICAGO AVE IN MPLS-RECONSTRUCT: REPLACE PAVEMENT, CURB, AND GUTTER, INSTALL PEDESTRIAN ENHANCEMENTS	0.8	RC	GRADE AND SURFACE	STBG	9,682,200	6,960,600	-	-	-	-	2,721,600	
1640	PED/BIKE	010-090-008	2019	CARVER COUNTY	MN 5 FROM MINNEWASHTA PKWY IN VICTORIA TO CENTURY BLVD IN CHANHASSEN-RECONSTRUCT MN 5 REGIONAL TRAIL	1.9	EN	PEDESTRIAN BIKE TRAIL	STBGTA	1,490,184	1,192,147	-	-	-	-	298,037	
1641	PED/BIKE	013-090-006AC2	2019	CHISAGO COUNTY	**AC** 288TH STREET FROM OLINDA TRAIL TO LAKESIDE TRAIL-CONSTRUCT MULTI-USE TRAIL AND BITUMINOUS MILL AND OVERLAY (AC PAYBACK 2 OF 3)	0.0	EN	PEDESTRIAN BIKE TRAIL	STBGTA	136,800	136,800	-	-	-	-	-	
1642	PED/BIKE	091-090-083	2019	MN DNR	0.04 MILES W OF CSAH 35 TO 0.06 MILES E OF CSAH 35 IN OAKDALE-CONSTRUCT TUNNEL CROSSING ALONG GATEWAY STATE TRAIL AT HADLEY AVE (TIED TO 082-596-005 AND 8204-72)	0.1	EN	PED./BIKE IMPROVEMENT	STBGTA	1,350,000	1,080,000	-	-	-	-	270,000	
1643	PED/BIKE	107-090-010	2019	BLOOMINGTON	E BLOOMINGTON FREEWAY FROM W 106TH ST TO W 99TH ST IN BLOOMINGTON-CONSTRUCT SIDEWALK	2.8	EN	PEDESTRIAN BIKE TRAIL	STBGTA	709,863	567,892	-	-	-	-	141,971	
1644	PED/BIKE	141-030-041	2019	MINNEAPOLIS	20TH AVE S FROM MINNEHAHA AVE TO 4TH ST S, 4TH ST S FROM 20TH AVE S TO 19TH AVE S, 19TH AVE S/10TH AVE SE FROM 4TH ST S TO 5TH ST SE, 15TH AVE SE FROM UNIVERSITY AVE TO ROLLINS AVE SE, ROLLINS AVE SE FROM 15TH AVE SE TO 18TH AVE SE, 18TH AVE SE FROM ROLLINS AVE SE TO E HENNEPIN AVE-CONSTRUCTION OF PROTECTED BIKEWAY	2.6	BT	PED./BIKE IMPROVEMENT	STBG	1,287,868	1,030,294	-	-	-	-	257,574	
1645	PED/BIKE	141-030-042	2019	MINNEAPOLIS	1ST ST N, 2ND ST N, 3RD ST N, AND 4TH ST N IN MPLS-INSTALL CURB EXTENSIONS, MEDIANS, CURB RAMPS, CROSSWALK MARKINGS FOR PEDESTRIAN ACCESS AND UPGRADE SIGNALS	2.4	EN	ENHANCEMENT	STBGTA	2,017,440	1,080,000	-	-	-	-	937,440	

METRO	FY 2017-FY 2020 STATE TRANSPORTATION IMPROVEMENT PROGRAM (STIP)															
SEQ #	ROUTE SYSTEM	PROJECT NUMBER	YEAR	AGENCY	PROJECT DESCRIPTION	MILES	PRGM	WORK TYPE	FUNDS	TOTAL	FHWA	AC	FTA	TH	BOND	OTHER
1646	PED/BIKE	164-080-014AC	2019	SAINT PAUL	**AC**MARGARET ST FROM FOREST ST TO MCKNIGHT RD, MCKNIGHT RD FROM MINNEHAHA AVE TO HUDSON RD IN ST PAUL- CONSTRUCT BICYCLE BLVD ON MARGARET ST AND OFF-STREET PATH ALONG MCKNIGHT RD (AC PAYBACK 1 OF 1)	3.6	BT	PED./BIKE IMPROVEMENT	STBG	1,351,673	1,351,673	-	-	-	-	-
1647	PED/BIKE	164-090-015	2019	SAINT PAUL	COMMERCIAL ST TO US 61 IN ST PAUL- CONSTRUCT INDIAN MOUNDS REGIONAL PARK TRAIL	1.9	EN	PEDESTRIAN BIKE TRAIL	STBGTA	1,790,640	1,432,512	-	-	-	-	358,128
1648	PED/BIKE	179-090-005	2019	BURNSVILLE	LAKE MARION GREENWAY FROM SUNSET POND PARK TO W BURNSVILLE PARKWAY IN BURNSVILLE-CONSTRUCT OFF-ROAD MULTIUSE TRAIL	1.0	EN	PEDESTRIAN BIKE TRAIL	STBGTA	1,998,000	1,598,400	-	-	-	-	399,600
1649	I 35	8280-47AC	2019	MNDOT	**AC**I35, I35E FROM 0.6 MI N OF 80TH ST E TO JCT I35/I35W/I35E AND ON I35W FROM 2.3 MI N OF MAIN ST TO JCT I35/I35W/I35E IN LINO LAKES AND ON I35 FROM JCT I35/I35W/I35E TO 0.8 MI N OF US 8 IN CITIES OF COLUMBUS AND FOREST LAKE- CONCRETE OVERLAY, REPLACEMENT OF BRIDGES 82815, 02804, 02806 AND SB FOREST LAKE WEIGH STATION WEIGHT ENFORCEMENT SYSTEM AND MODIFICATIONS TO ENTRANCE/EXIT RAMPs (AC PAYBACK 1 OF 1)	7.1	RC	UNBONDED CONCRETE OVERLAY	NHPP	900,000	900,000	-	-	-	-	-
1650	I 35E	0282-40	2019	MNDOT	I35E, IN LINO LAKES - STRUCTURAL FENCE	0.7	RB	LANDSCAPING	SF	130,000	-	-	-	130,000	-	-
1651	I 35W	1981-124B	2019	MNDOT	**COCII**I35W MN RIVER BRIDGE #5983 REPLACEMENT FROM THE BLACK DOG RD INTERCHANGE IN BURNSVILLE TO 106TH ST INTERCHANGE IN BLOOMINGTON-REPLACE BRIDGE #5983-DESIGN BUILD ACTIVITIES	0.9	CA	MISCELLANEOUS	SF	956,000	-	-	-	956,000	-	-
1652	I 35W	2782-327AC2	2019	MNDOT	**AC**SPP**CHAP 152**I35W, FROM 43RD ST TO 11TH AVE, WB I94 FROM 1ST AVE TO PARK AVE, AND MN65 FROM 24TH ST TO 15TH ST IN MPLS - MNPASS LANE CONSTRUCTION, PAVEMENT RECONSTRUCTION, TRANSIT STATION, NOISEWALLS, RETAINING WALLS, CONSTRUCT NEW BRIDGES 27W01, 27W04, 27W05, 27W07, 27000, 27845, REPLACE BRIDGES: 9618 (27700), 9731 (27777, 27822), 9733 (27844, 27841), 27867 (27V47, 27V48), 27869 (27W02), 27870 (27W03), 27872 (27W06), 27843 (27001), AND REPAIR/REHAB 27851, 27838 AND 9619 (AC PAYBACK 2 OF 2)	4.9	MC	GRADE AND BRIDGE	NHPP	8,550,000	8,550,000	-	-	-	-	-

METRO	FY 2017-FY 2020 STATE TRANSPORTATION IMPROVEMENT PROGRAM (STIP)															
SEQ #	ROUTE SYSTEM	PROJECT NUMBER	YEAR	AGENCY	PROJECT DESCRIPTION	MILES	PRGM	WORK TYPE	FUNDS	TOTAL	FHWA	AC	FTA	TH	BOND	OTHER
1653	I 35W	2782-330	2019	MNDOT	**SPP**I35W, FROM PORTLAND AVE TO WASHINGTON AVE AND MN65 FROM 15TH ST TO 10TH ST IN MPLS - BITUMINOUS MILL AND OVERLAY, CONCRETE PAVEMENT REHABILITATION, REPAIR DRAINAGE STRUCTURES AND PIPE, ADA UPGRADES, TMS	1.6	RS	MILL AND OVERLAY	NHPP	2,795,000	2,515,500	-	-	279,500	-	-
1654	I 35W	6284-180	2019	MNDOT	**AC**PODI**SPP**I35W, FROM CR B2 IN ROSEVILLE TO 0.1 MI N SUNSET AVE (ANOKA CR53) IN LINO LAKES AND US 10 FROM N JCT I35W TO 0.7 MI E CSAH J - CONSTRUCT MNPASS LANE FROM CR C TO LEXINGTON AVE, CONC OVLY FROM 0.1 MI N OF S JCT LAKE DR TO CR53, BIT M&O FROM CR C TO 0.1 MI N OF S JCT LAKE DR, REHAB 16 BRIDGES AND REPLACE 3 BRIDGES (AC PROJECT, PAYBACK IN FY20)	12.7	MC	GRADE, SURFACE AND BRIDGE	NHPP	63,000,000	50,024,000	66,760,000	-	12,976,000	-	-
1655	I 94	2781-447	2019	MNDOT	**SPP**I94I MAINLINE, WB EXIT RAMP, & EB ENTRANCE RAMP OVER LRT, S 17TH AVE, AND HIAWATHA BIKE TRAIL LOCATED JUST EAST OF JCT OF TH55 IN MINNEAPOLIS – REHAB BRIDGES 27859,27861, AND 27V28	0.3	BI	PAINT BRIDGE	NHPP	1,165,000	1,048,500	-	-	116,500	-	-
1656	I 94	2781-474	2019	MNDOT	EB I94, FROM 20TH ST S TO 23RD AVE S IN MINNEAPOLIS - REMOVE AND REPLACE NOISEWALL #98	0.1	NO	NOISE ABATEMENT	SF	750,000	-	-	-	750,000	-	-
1657	I 94	6282-212	2019	MNDOT	**SPP**I94, FROM MN280 TO 0.1 MI W OF WESTERN AVE IN ST PAUL - BITUMINOUS MILL AND OVERLAY, EROSION CONTROL AND DRAINAGE REPAIR	4.3	RS	MILL AND OVERLAY	NHPP	7,820,000	7,038,000	-	-	782,000	-	-
1658	I 94	8282-117	2019	MNDOT	I94, SB I694 TO I94 EB AND I694 NB TO I94 EB EXIT RAMP IN WOODBURY-MODIFY THE CD ROAD AND CONVERT TO INDIVIDUAL EXITS FOR I94 EB TO I694 NB AND I694 NB TO I94 EB	0.7	SC	SPOT IMPROVEMENT	NHPP	395,000	355,500	-	-	39,500	-	-
1659	I 494	2785-408	2019	MNDOT	**SPP**I494, AT HENNEPIN-CSAH 9 (ROCKFORD ROAD) IN PLYMOUTH - REHABILITATION ON BRIDGE #27972 INCLUDING APPROACHES, BITUMINOUS MILL AND OVERLAY/CONCRETE PAVEMENT REHABILITATION, SIGNALS, ADA, ADD TURN LANES ON RAMP	0.0	BI	REDECK	NHPP	2,800,000	2,236,500	-	-	248,500	-	315,000
1660	I 694	8286-81	2019	MNDOT	**SPP**I694 IN OAKDALE - 0.1 MI S OF 10TH ST (CSAH10) TO JCT I694/I494/I94 - BITUMINOUS MILL AND OVERLAY AND BRIDGE REHAB 82832 AND 82831; I494, 0.1 MI S TAMARACK RD TO JCT I694/I494/I94 - BITUMINOUS MILL AND OVERLAY AND RECONSTRUCT SE LOOP	1.8	BI	REDECK	NHPP	8,700,000	7,830,000	-	-	870,000	-	-
1661	MN 13	7001-115	2019	MNDOT	MN13, FROM MN19 IN CEDAR LAKE TWP TO 0.1 MI SOUTH OF SCOTT-CSAH 21 (EAGLE CREEK AVE) IN PRIOR LAKE - RESURFACING, CONCRETE MEDIAN, DRAINAGE REPAIRS, TURN LANES	14.4	RD	BITUMINOUS RECLAMATION	STBG	9,735,000	7,788,000	-	-	1,947,000	-	-

METRO	FY 2017-FY 2020 STATE TRANSPORTATION IMPROVEMENT PROGRAM (STIP)															
SEQ #	ROUTE SYSTEM	PROJECT NUMBER	YEAR	AGENCY	PROJECT DESCRIPTION	MILES	PRGM	WORK TYPE	FUNDS	TOTAL	FHWA	AC	FTA	TH	BOND	OTHER
1662	MN 21	7002-47	2019	MNDOT	**ELLA**MN21, FROM 0.1 MI S OF SCOTT-CSAH37(7TH ST NW) IN NEW PRAGUE TO MILL ST IN JORDAN - BITUMINOUS MILL AND OVERLAY, TURN LANES, ADA IMPROVEMENTS, DRAINAGE	8.8	RS	MILL AND OVERLAY	STBG	6,145,000	4,916,000	-	-	1,229,000	-	-
1663	MN 36	082-596-005	2019	WASHINGTON COUNTY	MN36, AT CSAH 35 (HADLEY AVE) IN OAKDALE- CONSTRUCT INTERCHANGE AND CONSTRUCT GATEWAY STATE TRAIL ACCESS (TIED TO 091-090-083 AND 8204-72)	0.9	MC	GRADE AND SURFACE	STBG	9,450,000	7,560,000	-	-	-	-	1,890,000
1664	MN 36	8204-72	2019	MNDOT	**TED**MN36, AT CSAH 35 (HADLEY AVE) IN OAKDALE-CONSTRUCT INTERCHANGE AND CONSTRUCT GATEWAY STATE TRAIL ACCESS (TIED TO 082-596-005 AND 091-090-083)	0.9	AM	GRADE, SURFACE AND BRIDGE	SF	4,000,000	-	-	-	4,000,000	-	-
1665	MN 36	8214-114MIT19	2019	MNDOT	MN36, OVER ST CROIX RIVER NEAR STILLWATER-MITIGATION/CONSULTANT ITEMS FOR REPLACEMENT OF RIVER BRIDGE 4654	0.2	CA	MISCELLANEOUS	SF	630,000	-	-	-	365,000	-	265,000
1666	MN 36	8214-169	2019	MNDOT	MN36, FROM SUNNYSIDE DR TO 0.2 MI N OF SUNNYSIDE DR IN STILLWATER - MULTI-USE LOOP TRAIL, DRAINAGE, RETAINING WALLS AS PART OF ST CROIX MITIGATION PACKAGE	0.1	BT	GRADE AND SURFACE	SF	450,000	-	-	-	225,000	-	225,000
1667	MN 36	8214-176	2019	MNDOT	MN36, FROM SUNNYSIDE DR TO 0.2 MI N OF SUNNYSIDE DR - LANDSCAPING AS PART OF THE ST CROIX RIVER CROSSING PROJECT	0.2	RB	LANDSCAPING	SF	173,000	-	-	-	173,000	-	-
1668	MN 41	1008-87	2019	MNDOT	MN41, 0.1 MI S OF MN RIVER TO CARVER-CSAH 61 IN CHASKA - BITUMINOUS MILL AND OVERLAY, MEDIAN INSTALLATION, TURN LANES, SIGNAL MODIFICATIONS, ADA, REHAB BRIDGE #10012, DRAINAGE	0.7	RS	MILL AND OVERLAY	STBG	2,075,000	1,548,000	-	-	387,000	-	140,000
1669	MN 41	1008-92	2019	MNDOT	MN41, FROM 0.14 MI N OF US212 TO 0.3 MI N CSAH 14 IN CHASKA- LANDSCAPING	1.0	RB	LANDSCAPING	SF	100,000	-	-	-	100,000	-	-
1670	MN 55	1910-50	2019	MNDOT	MN55, FROM MN61 TO GENERAL SIEBEN DR AND US61 FROM CSAH 47 TO 4TH ST IN HASTINGS-ATMS INSTALLATION AND SIGNAL OPTIMIZATION	3.1	TM	SIGNALS & CAMERA INSTALLATION	CMAQ	649,800	519,840	-	-	129,960	-	-
1671	MN 55	2723-131	2019	MNDOT	MN55, FROM 0.1 MI EAST HENNEPIN-CSAH 116 (PINTO DR) IN MEDINA TO 0.1 MI WEST OF FERNBROOK LANE IN PLYMOUTH - DRAINAGE REPAIR AND SAFETY IMPROVEMENTS	4.7	DR	SPOT IMPROVEMENT	NHPP	200,000	160,000	-	-	40,000	-	-
1672	MN 55	2751-51	2019	MNDOT	**SPP**MN55, OVER BASSETT CREEK IN MINNEAPOLIS - REHABILITATION OF BRIDGES (TUNNELS) #94277, 94278, 94279	0.1	BI	BRIDGE REPAIR OTHER	NHPP	2,990,000	2,392,000	-	-	598,000	-	-

METRO	FY 2017-FY 2020 STATE TRANSPORTATION IMPROVEMENT PROGRAM (STIP)															
SEQ #	ROUTE SYSTEM	PROJECT NUMBER	YEAR	AGENCY	PROJECT DESCRIPTION	MILES	PRGM	WORK TYPE	FUNDS	TOTAL	FHWA	AC	FTA	TH	BOND	OTHER
1673	MN 62	2773-10	2019	MNDOT	**SPP**MN62, FROM BEACH RD TO UNDER TRACY AVE BRIDGE IN EDINA AND ON US212 FROM 0.1 MI S OF MN62 TO E JCT WITH MN62 IN MINNETONKA-CONCRETE PAVEMENT REHABILITATION, MILL AND OVERLAY, REHAB BRIDGE #27083, FENCE REPAIR, CURB AND GUTTER, GUARDRAIL AND ADA IMPROVEMENTS	4.5	RD	CONCRETE PAVEMENT REHAB	NHPP	7,690,000	6,152,000	-	-	1,538,000	-	-
1674	MN 62	2774-23	2019	MNDOT	MN62, AT FRANCE AVE OVER MN62 IN EDINA - REHAB BRIDGE 7263	0.2	BI	REDECK	STBG	1,740,000	1,392,000	-	-	348,000	-	-
1675	MN 65	0207-108	2019	MNDOT	MN65, IN WEST DITCH FROM 0.1 MI SOUTH OF WEST MOORE LAKE DRIVE TO 68TH AVE NE IN FRIDLEY - REPLACE STORM SEWER	0.7	DR	SPOT IMPROVEMENT	NHPP	1,780,000	1,424,000	-	-	356,000	-	-
1676	MN 65	0208-149	2019	MNDOT	**ELLA**MN65, AT US10 IN BLAINE, AND FROM 85TH AVE NE IN BLAINE TO SIMS RD IN EAST BETHEL - EXTEND 16 LEFT TURN LANES, ADD LEFT TURN LANE WB US10 TO SB MN65, REPAIR CULVERTS, ADD CURB AND GUTTER	16.1	SC	TURN LANES	NHPP	900,000	720,000	-	-	180,000	-	-
1677	MN 77	1925-56	2019	MNDOT	MN77, AT DAKOTA CSAH32 (CLIFF RD) OVER MN77 IN EAGAN - REHAB BRIDGE #19067, ADA	0.0	BI	BRIDGE JOINTS	STBG	1,105,000	884,000	-	-	221,000	-	-
1678	MN 77	2758-79	2019	MNDOT	**SPP**MN77, OVER THE MINNESOTA RIVER IN BLOOMINGTON/BURNSVILLE - REHAB BRIDGES 9600N AND 9600S	0.3	BI	BRIDGE REPAIR	NHPP	1,965,000	1,572,000	-	-	393,000	-	-
1679	MN 95	8208-40	2019	MNDOT	MN95, FROM 70TH ST TO MN61 IN COTTAGE GROVE - CONSTRUCT RIGHT TURN LANES, WIDEN SHOULDERS, BITUMINOUS MILL AND OVERLAY	4.8	SC	SHOULDER WIDENING	STBG	4,225,000	3,380,000	-	-	845,000	-	-
1680	MN 95	8209-109	2019	MNDOT	MN95, FROM 5TH ST IN BAYPORT TO I94 IN LAKELAND- REPAIR/REPLACE DRAINAGE INFRASTRUCTURE, GUARDRAIL	3.0	DR	SPOT IMPROVEMENT	STBG	1,375,000	1,100,000	-	-	275,000	-	-
1681	MN 120	6227-83	2019	MNDOT	MN120, FROM I94 S RAMP TO WOODLAND DR IN MAPLEWOOD-ATMS INSTALLATION AND SIGNAL OPTIMIZATION	6.9	TM	SIGNALS & CAMERA INSTALLATION	CMAQ	1,085,400	868,320	-	-	217,080	-	-
1682	MN 149	1917-51	2019	MNDOT	MN149, FROM I494 IN MENDOTA HEIGHTS TO MN5 IN ST PAUL & ON MN13 FROM MN140 TO CHEROKEE HGTS BLVD -LANDSCAPING	6.0	RB	LANDSCAPING	SF	100,000	-	-	-	100,000	-	-
1683	MN 610	2771-109	2019	MNDOT	MN610, ALONG CORRIDOR IN BROOKLYN PARK - SNOW FENCE	2.6	RB	LANDSCAPING	SF	185,000	-	-	-	185,000	-	-
1684	US 10	6205-39	2019	MNDOT	EB US10, FROM SB I35W TO RAMSEY CSAH 96 IN ARDEN HILLS - CONSTRUCT 2 LANE EXIT FROM I35W, EB US 10 AUXILIARY LANE, AND NOISE WALLS	0.7	MC	GRADE AND SURFACE	NHPP	2,545,000	2,036,000	-	-	509,000	-	-
1685	US 52	1907-114	2019	MNDOT	**ITS**US52, VARIOUS LOCATIONS ON US 52 BETWEEN SOUTHVIEW BLVD IN S ST PAUL AND CONCORD BLVD E (CSAH 56) IN INVER GROVE HEIGHTS -INSTALL FIBER OPTIC CABLE AND CAMERAS	1.1	TM	TRAFFIC MGMT. SYSTEM	STBG	130,000	104,000	-	-	26,000	-	-

METRO	FY 2017-FY 2020 STATE TRANSPORTATION IMPROVEMENT PROGRAM (STIP)																
SEQ #	ROUTE SYSTEM	PROJECT NUMBER	YEAR	AGENCY	PROJECT DESCRIPTION	MILES	PRGM	WORK TYPE	FUNDS	TOTAL	FHWA	AC	FTA	TH	BOND	OTHER	
1686	US 61	8205-141	2019	MNDOT	US61, WASHINGTON-CSAH19 OVER US61 IN COTTAGE GROVE - REHAB BRIDGE #9071	0.0	BI	BRIDGE JOINTS	NHPP	200,000	160,000	-	-	40,000	-	-	
1687	US 169	070-596-013AC	2019	SCOTT COUNTY	**AC**US169, AT MN41 (CHESTNUT BLVD)/CSAH 78 IN JACKSON TWP-CONSTRUCT INTERCHANGE (AC PAYBACK 1 OF 1)	1.0	MC	GRADE AND SURFACE	STBG	7,560,000	7,560,000	-	-	-	-	-	
1688	US 169	2772-115	2019	MNDOT	**SPP**US169, AT ROCKFORD RD IN PLYMOUTH - REHAB BRIDGE #27551	0.1	BI	REDECK	NHPP	1,860,000	1,488,000	-	-	372,000	-	-	
1689	US 169	7007-34AC	2019	MNDOT	**AC**SPP**US169, FROM 0.3 MI NORTH OF MN19 TO 0.1 MI NORTH OF ASH ST IN BELLE PLAINE - CONCRETE OVERLAY, CONCRETE PAVEMENT REHABILITATION, BITUMINOUS MILL AND OVERLAY AND DRAINAGE REPAIRS (TIE TO 7008-111) (AC PAYBACK 1 OF 1)	7.2	RC	UNBONDED CONCRETE OVERLAY	NHPP	11,280,000	11,280,000	-	-	-	-	-	
1690	US 169	7008-111AC	2019	MNDOT	**AC**SPP**US169, FROM MN25 TO MN282 - CONCRETE OVERLAY, BITUMINOUS MILL AND OVERLAY, MILL BITUMINOUS PAVEMENT, MEDIAN CLOSURES, ADD U-TURNS, REDUCED CONFLICT INTERSECTION, DRAINAGE AND TENSION CABLE GUARDRAIL (TIE TO 7007-34) (AC PAYBACK 1 OF 1)	6.4	RC	UNBONDED CONCRETE OVERLAY	NHPP	9,070,000	9,070,000	-	-	-	-	-	
1691	US 169	7010-110	2019	MNDOT	US169, AT MN41 (CHESTNUT BLVD)/CSAH 78 IN JACKSON TWP - LANDSCAPING	1.1	RB	LANDSCAPING	SF	75,000	-	-	-	75,000	-	-	
1692	US 212	010-596-010	2019	CARVER COUNTY	US 212 AT CSAH 34 IN NORWOOD YOUNG AMERICA AND CSAH 43 IN DAHLGREN TWP-INSTALL RURAL INTERSECTION CONFLICT WARNING SYSTEM (RICWS) AND LIGHTING AT BOTH INTERSECTIONS	0.0	SH	LIGHTING	HSIP	304,020	273,618	-	-	-	-	30,402	
1693	US 212	1013-90	2019	MNDOT	US 212, AT CARVER-CSAH 41 IN BENTON TWP AND CSAH 36 IN DAHLGREN TWP-DRAINAGE	0.9	DR	GRADE AND SURFACE	SF	45,000	-	-	-	45,000	-	-	
1694	US 212	1013-90S	2019	MNDOT	US 212, AT CARVER-CSAH 41 IN BENTON TWP AND CSAH 36 IN DAHLGREN TWP-CONSTRUCT REDUCED CONFLICT INTERSECTIONS	0.9	SH	GRADE AND SURFACE	HSIP	1,275,000	1,147,500	-	-	127,500	-	-	
1695	US 952A	2726-75	2019	MNDOT	US952A (UNIVERSITY AVE/4TH ST), BETWEEN CENTRAL AVE SE AND I35W IN MPLS - BITUMINOUS MILL AND OVERLAY, ADA, REPAIR DRAINAGE	0.6	RS	MILL AND OVERLAY	STBG	1,815,000	1,452,000	-	-	363,000	-	-	
1696	MN 999	880M-ADA-19	2019	MNDOT	DISTRICTWIDE SETASIDE FOR ADA/BIKE PROJECT - FY 2019	0.0	SC	SPOT IMPROVEMENT	STBG	1,915,000	1,532,000	-	-	383,000	-	-	
1697	MN 999	880M-AM-19	2019	MNDOT	DISTRICTWIDE SETASIDE FOR MUNICIPAL AGREEMENT PROJECTS - FY 2019	0.0	AM	MISCELLANEOUS	SF	3,000,000	-	-	-	3,000,000	-	-	
1698	MN 999	880M-IM-19	2019	MNDOT	DISTRICTWIDE SETASIDE-INCIDENT MANAGEMENT PROJECTS - FY 2019	0.0	TM	TRAFFIC MGMT. SYSTEM	STBG	500,000	400,000	-	-	100,000	-	-	
1699	MN 999	880M-PD-19	2019	MNDOT	DISTRICTWIDE SETASIDE - PROJECT DELIVERY-FY 2019	0.0	CA	MISCELLANEOUS	SF	26,000,000	-	-	-	26,000,000	-	-	
1700	MN 999	880M-PM-19	2019	MNDOT	DISTRICTWIDE SETASIDE FOR PREVENTIVE MAINTENANCE PROJECTS - FY 2019	0.0	PM	PREVENTIVE MAINTENANCE	SF	3,867,000	-	-	-	3,867,000	-	-	



METRO	FY 2017-FY 2020 STATE TRANSPORTATION IMPROVEMENT PROGRAM (STIP)															
SEQ #	ROUTE SYSTEM	PROJECT NUMBER	YEAR	AGENCY	PROJECT DESCRIPTION	MILES	PRGM	WORK TYPE	FUNDS	TOTAL	FHWA	AC	FTA	TH	BOND	OTHER
1701	MN 999	880M-RB-19	2019	MNDOT	DISTRICTWIDE SETASIDE FOR LANDSCAPING & LANDSCAPE PARTNERSHIPS - FY 2019	0.0	RB	LANDSCAPING	SF	410,000	-	-	-	410,000	-	-
1702	MN 999	880M-RS-19N	2019	MNDOT	DISTRICTWIDE SETASIDE FOR RESURFACING & RECONDITIONING PROJECTS ON NON-NHS - FY 2019	0.0	RS	MILL AND OVERLAY	STBG	1,100,000	880,000	-	-	220,000	-	-
1703	MN 999	880M-RW-19	2019	MNDOT	DISTRICTWIDE SETASIDE FOR RIGHT OF WAY - FY 2019	0.0	RW	RIGHT OF WAY	SF	12,000,000	-	-	-	12,000,000	-	-
1704	MN 999	880M-RX-19	2019	MNDOT	DISTRICTWIDE SETASIDE FOR ROAD REPAIR - FY 2019	0.0	RX	ROAD REPAIR	SF	5,000,000	-	-	-	5,000,000	-	-
1705	MN 999	880M-SA-19	2019	MNDOT	DISTRICTWIDE SETASIDE FOR SUPPLEMENTAL AGREEMENTS/OVERRUNS - FY 2019	0.0	SA	SUPP. AGREE. & COST OVERRUNS	SF	10,000,000	-	-	-	10,000,000	-	-
1706	MN 999	880M-SHS-19	2019	MNDOT	DISTRICTWIDE SETASIDE FOR HSIP - FY 2019	0.0	SH	SPOT IMPROVEMENT	HSIP	4,000,000	3,600,000	-	-	400,000	-	-
1707	MN 999	880M-TE-19	2019	MNDOT	DISTRICTWIDE SETASIDE FOR TRAFFIC ENGINEERING (\$4.56M), ROADSIDE SAFETY(\$0), TMS(\$500K) & WRE (\$0) - FY 2019	0.0	SC	MISCELLANEOUS	STBG	5,060,000	4,048,000	-	-	1,012,000	-	-
1708	MN 999	880M-TR-19	2019	MNDOT	DISTRICTWIDE SETASIDE FOR TEAM TRANSIT PROJECTS - FY 2019	0.0	TM	TRAFFIC MGMT. SYSTEM	SF	200,000	-	-	-	200,000	-	-
1709	MN 999	880M-TRLF-19	2019	MNDOT	***TRLF**REPAYMENT, FY 2019, TRLF LOANS USED FOR RIGHT OF WAY PURCHASE ON TH 65	0.0	RW	RIGHT OF WAY	SF	216,000	-	-	-	216,000	-	-
1710	MN 999	8825-545	2019	MNDOT	METROWIDE - REHAB BRIDGES	0.0	BI	BRIDGE REPAIR	STBG	1,235,000	988,000	-	-	247,000	-	-
										916,476,720	249,404,677	66,760,000	301,859,644	95,612,540	-	269,599,859

METRO	FY 2017-FY 2020 STATE TRANSPORTATION IMPROVEMENT PROGRAM (STIP)															
SEQ #	ROUTE SYSTEM	PROJECT NUMBER	YEAR	AGENCY	PROJECT DESCRIPTION	MILES	PRGM	WORK TYPE	FUNDS	TOTAL	FHWA	AC	FTA	TH	BOND	OTHER
1711	BB	TRF-TCMT-20	2020	MET COUNCIL-MTS	SECT 5307: TWIN CITIES MET COUNCIL MTS-MTS BUS ACQUISITION	0.0	B9	PURCHASE BUS	FTA	20,875,000	-	-	16,700,000	-	-	4,175,000
1712	BB	TRF-TCMT-20A	2020	MET COUNCIL-MTS	SECT 5307: TWIN CITIES MET COUNCIL U OF M-U OF MN BUS ACQUISITION	0.0	B9	PURCHASE BUS	FTA	375,000	-	-	300,000	-	-	75,000
1713	BB	TRF-TCMT-20B	2020	MET COUNCIL-MTS	SECT 5307: TWIN CITIES MET COUNCIL MTS-REGIONAL FLEET CAPITAL COST OF CONTRACTING	0.0	B9	BUS GRANT CAPITAL IMPROVEMENT	FTA	4,625,000	-	-	3,700,000	-	-	925,000
1714	BB	TRF-TCMT-20C	2020	MET COUNCIL-MT	SECT 5337: TWIN CITIES MET COUNCIL MT-ASSOCIATED CAPITAL MAINTENANCE-BUS	0.0	GR	BUS GRANT CAPITAL IMPROVEMENT	FTA	1,055,051	-	-	844,041	-	-	211,010
1715	BB	TRF-TCMT-20D	2020	MET COUNCIL-MT	SECT 5307: TWIN CITIES MET COUNCIL MT-BUS AND RAIL OPERATIONS COMMUNICATIONS AND CONTROL CAPITAL EQUIPMENT, HARDWARE AND SOFTWARE REPLACEMENT AND EXPANSION, ADVANCE SCHEDULE PLANNING SOFTWARE, CUSTOMER REAL-TIME SOFTWARE	0.0	B9	BUS GRANT CAPITAL IMPROVEMENT	FTA	750,000	-	-	600,000	-	-	150,000
1716	BB	TRF-TCMT-20E	2020	MET COUNCIL-MT	SECT 5307: TWIN CITIES MET COUNCIL MT-BUS ACQUISITION	0.0	B9	PURCHASE BUS	FTA	38,500,000	-	-	30,800,000	-	-	7,700,000
1717	BB	TRF-TCMT-20F	2020	MET COUNCIL-MT	SECT 5337: TWIN CITIES MET COUNCIL MT-BUS ACQUISITION	0.0	GR	PURCHASE BUS	FTA	4,000,000	-	-	3,200,000	-	-	800,000
1718	BB	TRF-TCMT-20G	2020	MET COUNCIL-MT	SECT 5339: TWIN CITIES MET COUNCIL MT-BUS ACQUISITION	0.0	BB	PURCHASE BUS	FTA	6,000,000	-	-	4,800,000	-	-	1,200,000
1719	BB	TRF-TCMT-20H	2020	MET COUNCIL-MT	SECT 5307: TWIN CITIES MET COUNCIL MT-NORTHSTAR SUPPORT FACILITY CONSTRUCTION, REHAB AND RENOVATION	0.0	B9	RAIL GRANT CAPITAL IMPROVEMENT	FTA	1,112,500	-	-	890,000	-	-	222,500
1720	BB	TRF-TCMT-20J	2020	MET COUNCIL-MT	SECT 5307: TWIN CITIES MET COUNCIL MT-LOW GROWTH EXPANSION BUS PROCUREMENT	0.0	B9	PURCHASE BUS	FTA	629,457	-	-	503,566	-	-	125,891
1721	BB	TRF-TCMT-20K	2020	MET COUNCIL-MT	SECT 5307: TWIN CITIES MET COUNCIL MT-HWY 100 & EDEN/VERNON PARK & RIDE IN EDINA	0.0	B9	BUS GRANT CAPITAL IMPROVEMENT	FTA	500,000	-	-	400,000	-	-	100,000
1722	BB	TRF-TCMT-20L	2020	MET COUNCIL-MT	SECT 5307: TWIN CITIES MET COUNCIL MT-FORT SNELLING PARK & RIDE	0.0	B9	BUS GRANT CAPITAL IMPROVEMENT	FTA	250,000	-	-	200,000	-	-	50,000
1723	BB	TRF-TCMT-20M	2020	MET COUNCIL-MT	SECT 5307: TWIN CITIES MET COUNCIL MT-G-LINE ARTERIAL BRT TRANSITWAY DESIGN & ENGINEERING	0.0	B9	BUS TRANSITWAY	FTA	100,000	-	-	80,000	-	-	20,000
1724	BB	TRF-TCMT-20N	2020	MET COUNCIL-MT	SECT 5307: TWIN CITIES MET COUNCIL MT-HEYWOOD GARAGE EXPANSION DESIGN, ENGINEERING AND CONSTRUCTION	0.0	B9	BUS GRANT CAPITAL IMPROVEMENT	FTA	5,000,000	-	-	4,000,000	-	-	1,000,000
1725	BB	TRF-TCMT-20P	2020	MET COUNCIL-MT	SECT 5307: TWIN CITIES MET COUNCIL MT-LIGHT RAIL MISCELLANEOUS EQUIPMENT IMPROVEMENT: VIDEO, TRAIN OPERATOR TECH, SYSTEMS TECH, SECURITY, TRACK TECHNOLOGY AND EQUIPMENT	0.0	B9	RAIL GRANT CAPITAL IMPROVEMENT	FTA	1,925,000	-	-	1,540,000	-	-	385,000
1726	BB	TRF-TCMT-20Q	2020	MET COUNCIL-MT	SECT 5337: TWIN CITIES MET COUNCIL MT-LIGHT RAIL VEHICLE OVERHAUL AND MAINTENANCE	0.0	GR	RAIL GRANT CAPITAL IMPROVEMENT	FTA	5,000,000	-	-	4,000,000	-	-	1,000,000
1727	BB	TRF-TCMT-20R	2020	MET COUNCIL-MT	SECT 5337: TWIN CITIES MET COUNCIL MT-LIGHT RAIL SYSTEMS AND TRACK REPLACEMENT AND ENHANCEMENT	0.0	GR	RAIL GRANT CAPITAL IMPROVEMENT	FTA	2,825,000	-	-	2,260,000	-	-	565,000

METRO	FY 2017-FY 2020 STATE TRANSPORTATION IMPROVEMENT PROGRAM (STIP)															
SEQ #	ROUTE SYSTEM	PROJECT NUMBER	YEAR	AGENCY	PROJECT DESCRIPTION	MILES	PRGM	WORK TYPE	FUNDS	TOTAL	FHWA	AC	FTA	TH	BOND	OTHER
1728	BB	TRF-TCMT-20S	2020	MET COUNCIL-MT	SECT 5307: TWIN CITIES MET COUNCIL MT-LIGHT RAIL VEHICLE PROCUREMENT	0.0	B9	RAIL GRANT CAPITAL IMPROVEMENT	FTA	2,800,000	-	-	2,240,000	-	-	560,000
1729	BB	TRF-TCMT-20T	2020	MET COUNCIL-MT	SECT 5307: TWIN CITIES MET COUNCIL MT-PREVENTIVE MAINTENANCE	0.0	B9	BUS GRANT CAPITAL IMPROVEMENT	FTA	9,500,000	-	-	7,600,000	-	-	1,900,000
1730	BB	TRF-TCMT-20U	2020	MET COUNCIL-MT	SECT 5307: TWIN CITIES MET COUNCIL MT-ENGINEER, DESIGN AND CONSTRUCT STILLWATER PARK AND RIDE AT TH 36, STILLWATER	0.0	B9	BUS GRANT CAPITAL IMPROVEMENT	FTA	750,000	-	-	600,000	-	-	150,000
1731	BB	TRF-TCMT-20V	2020	MET COUNCIL-MT	SECT 5337: TWIN CITIES MET COUNCIL MT-CAPITAL LEASE-TIRES	0.0	GR	BUS GRANT CAPITAL IMPROVEMENT	FTA	2,999,361	-	-	2,399,489	-	-	599,872
1732	BB	TRF-TCMT-20W	2020	MET COUNCIL-MT	SECT 5307: TWIN CITIES MET COUNCIL MT-TRANSIT BUSINESS COMPUTER HW & SW	0.0	B9	BUS GRANT CAPITAL IMPROVEMENT	FTA	3,300,000	-	-	2,640,000	-	-	660,000
1733	BB	TRF-TCMT-20X	2020	MET COUNCIL-MT	SECT 5309: METRO BLUE LINE EXTENSION (BOTTINEAU LIGHT RAIL TRANSIT)-NEW START FFGA 2019 APPROPRIATION	13.0	B3	RAIL TRANSITWAY	FTA	204,081,633	-	-	100,000,000	-	-	104,081,633
1734	BB	TRF-TCMT-20Y	2020	MET COUNCIL-MT	SECT 5309: SOUTHWEST LIGHT RAIL TRANSIT (GREEN LINE EXTENSION)-NEW START FFGA 2020 APPROPRIATION	14.5	B3	RAIL TRANSITWAY	FTA	200,000,000	-	-	100,000,000	-	-	100,000,000
1735	BB	TRF-TCMT-20Z	2020	MET COUNCIL-MT	SECT 5309: TWIN CITIES MET COUNCIL MT-ORANGE LINE BRT DESIGN, ENGINEERING AND CONSTRUCTION	17.0	B3	BUS TRANSITWAY	FTA	13,763,875	-	-	11,011,100	-	-	2,752,775
1736	CSAH 30	013-630-017	2020	CHISAGO COUNTY	**AC**CSAH 30, FROM CEDAR ST IN NORTH BRANCH TO CSAH 10 IN HARRIS-ROADWAY RECONSTRUCTION (AC PROJECT-PAYBACKS IN FY 2021 AND FY2022)	4.8	RC	GRADE AND SURFACE	STBG	4,300,000	982,300	1,200,000	-	-	-	3,317,700
1737	LOCAL	027-596-011	2020	HENNEPIN COUNTY	FREMONT AVE OVER MIDTOWN GREENWAY IN MPLS-REHAB BRIDGE L8901	0.0	BI	BRIDGE REPAIR	BROS	3,000,000	1,604,000	-	-	-	-	1,396,000
1738	LOCAL 999	880M-CMAQ-20	2020	MNDOT	METRO ATP SETASIDE FOR CMAQ (INCLUDING TDM) PROJECTS YET TO BE SELECTED FOR FY 2020	0.0	TR	MISCELLANEOUS	CMAQ	39,500,000	31,600,000	-	-	-	-	7,900,000
1739	LOCAL 999	880M-SHL-20	2020	MNDOT	METRO ATP SETASIDE FOR HSIP PROJECTS YET TO BE SELECTED FOR FY 2020	0.0	SH	SPOT IMPROVEMENT	HSIP	10,333,333	9,300,000	-	-	-	-	1,033,333
1740	LOCAL 999	880M-STP-20	2020	MNDOT	METRO ATP SETASIDE FOR STP PROJECTS YET TO BE SELECTED FOR FY 2020	0.0	MC	GRADE AND SURFACE	STBG	63,397,125	50,717,700	-	-	-	-	12,679,425
1741	LOCAL 999	880M-TAP-20	2020	MNDOT	METRO ATP SETASIDE FOR TRANSPORTATION ALTERNATIVE PROGRAM PROJECTS YET TO BE SELECTED FOR FY 2020	0.0	EN	ENHANCEMENT	STBGTA	8,837,500	7,070,000	-	-	-	-	1,767,500
1742	LOCAL 999	880M-TAP-20C	2020	MNDOT	METRO ATP SETASIDE FOR TRANSPORTATION ALTERNATIVE PROGRAM PROJECTS YET TO BE SELECTED FOR FY 2020 FOR CHISAGO COUNTY	0.0	EN	ENHANCEMENT	STBGTA	39,060	31,248	-	-	-	-	7,812
1743	PED/BIKE	013-090-006AC3	2020	CHISAGO COUNTY	**AC** 288TH STREET FROM OLINDA TRAIL TO LAKESIDE TRAIL-CONSTRUCT MULTI-USE TRAIL AND BITUMINOUS MILL AND OVERLAY (AC PAYBACK 3 OF 3)	0.0	EN	PEDESTRIAN BIKE TRAIL	STBGTA	105,552	105,552	-	-	-	-	-

METRO	FY 2017-FY 2020 STATE TRANSPORTATION IMPROVEMENT PROGRAM (STIP)																
SEQ #	ROUTE SYSTEM	PROJECT NUMBER	YEAR	AGENCY	PROJECT DESCRIPTION	MILES	PRGM	WORK TYPE	FUNDS	TOTAL	FHWA	AC	FTA	TH	BOND	OTHER	
1744	I 35W	1981-124	2020	MNDOT	**ELLA**AC**SPP**PODI**I35W, FROM THE BLACK DOG RD INTERCHANGE IN BURNSVILLE TO 106TH ST INTERCHANGE IN BLOOMINGTON-REPLACE BRIDGE #5983, PAVEMENT RECONSTRUCTION, AUXILLIARY LANES, SIGNING, LIGHTING, TMS, TRAILS, DRAINAGE AND GUARD RAIL (AC PROJECT, PAYBACK IN FY21 AND FY22)	0.9	BR	BRIDGE REPLACEMENT	NHPP	33,140,000	22,826,000	70,000,000	-	10,314,000	-	-	
1745	I 35W	1981-124C	2020	MNDOT	**COCII**I35W MN RIVER BRIDGE #5983 REPLACEMENT FROM THE BLACK DOG RD INTERCHANGE IN BURNSVILLE TO 106TH ST INTERCHANGE IN BLOOMINGTON-REPLACE BRIDGE #5983-DESIGN BUILD ACTIVITIES	0.9	CA	MISCELLANEOUS	SF	3,594,343	-	-	-	3,594,343	-	-	
1746	I 35W	2782-343	2020	MNDOT	**SPP**I35W, FROM 0.1 MI NORTH OF 76TH ST TO 66TH ST IN RICHFIELD -CONCRETE PAVEMENT REHABILITATION	1.2	RD	CONCRETE PAVEMENT REHAB	NHPP	280,000	252,000	-	-	28,000	-	-	
1747	I 35W	6284-180AC	2020	MNDOT	**AC**PODI**SPP**I35W, FROM CR B2 IN ROSEVILLE TO 0.1 MI N SUNSET AVE (ANOKA CR53) IN LINO LAKES AND US 10 FROM N JCT I35W TO 0.7 MI E CSAH J - CONSTRUCT MNPASS LANE FROM CR C TO LEXINGTON AVE, CONC OVLY FROM 0.1 MI N OF S JCT LAKE DR TO CR53, BIT M&O FROM CR C TO 0.1 MI N OF S JCT LAKE DR, REHAB 16 BRIDGES AND REPLACE 3 BRIDGES (AC PAYBACK 1 OF 1)	12.7	MC	GRADE, SURFACE AND BRIDGE	NHPP	66,760,000	66,760,000	-	-	-	-	-	
1748	I 94	2781-470	2020	MNDOT	**SPP**I94, AT MN100, I694/I94 IN BROOKLYN CENTER - REHAB 6 BRIDGES, CONCRETE PAVEMENT REHAB AND DRAINAGE REPAIR ON MN 100 AND RAMPS FROM I 694 AND MN 252, AND GUARDRAIL	0.9	BI	BRIDGE REPAIR	NHPP	3,960,000	3,564,000	-	-	396,000	-	-	
1749	I 494	1985-148	2020	MNDOT	**SPP**I494, FROM 0.1 MI EAST OF 5TH AVE IN S ST PAUL TO I35E MENDOTA HEIGHTS - MILL AND OVERLAY, DRAINAGE, GUARDRAIL	5.7	RS	MILL AND OVERLAY	NHPP	17,545,000	15,790,500	-	-	1,754,500	-	-	
1750	I 494	1986-38	2020	MNDOT	**SPP**I494, FROM JCT I35E IN MENDOTA HEIGHTS TO EAST END OF MINNESOTA RIVER BRIDGE IN EAGAN- BITUMINOUS MILL AND OVERLAY, DRAINAGE. REPAIR 7 BRIDGES, GUARDRAIL,TMS	2.2	RS	MILL AND OVERLAY	NHPP	9,535,000	8,581,500	-	-	953,500	-	-	
1751	MN 5	2732-105	2020	MNDOT	**SPP**MN5, JCT I494 IN HENNEPIN CO TO S END OF THE MINNESOTA RIVER BRIDGE - CONCRETE OVERLAY, GRADING, PAVING, CABLE MEDIAN BARRIER, REHAB OF 11 BRIDGES	3.1	RC	CONCRETE OVERLAY	NHPP	15,800,000	12,640,000	-	-	3,160,000	-	-	
1752	MN 25	1007-21	2020	MNDOT	MN25, FROM 0.1 MI SOUTH OF CARVER-CSAH30 IN MAYER TO STATE ST IN WATERTOWN- BITUMINOUS MILL AND OVERLAY, ADD RIGHT TURN LANE, ADA, DRAINAGE IMPROVEMENTS	6.4	RD	MILL AND OVERLAY	SF	4,295,000	-	-	-	4,295,000	-	-	

METRO	FY 2017-FY 2020 STATE TRANSPORTATION IMPROVEMENT PROGRAM (STIP)															
SEQ #	ROUTE SYSTEM	PROJECT NUMBER	YEAR	AGENCY	PROJECT DESCRIPTION	MILES	PRGM	WORK TYPE	FUNDS	TOTAL	FHWA	AC	FTA	TH	BOND	OTHER
1753	MN 36	8204-73	2020	MNDOT	MN36, AT CSAH 35 (HADLEY AVE) IN OAKDALE - LANDSCAPING	0.0	RB	LANDSCAPING	SF	150,000	-	-	-	150,000	-	-
1754	MN 36	8214-114MIT20	2020	MNDOT	MN36, OVER ST CROIX RIVER NEAR STILLWATER-MITIGATION/CONSULTANT ITEMS FOR REPLACEMENT OF RIVER BRIDGE 4654	0.2	CA	MISCELLANEOUS	SF	140,000	-	-	-	80,000	-	60,000
1755	MN 55	2723-132	2020	MNDOT	MN55, OVER THE UP RR AND LUCE LINE TRAIL IN PLYMOUTH - REHAB BRIDGE #6721	0.0	BI	BRIDGE REPAIR	SF	490,000	-	-	-	490,000	-	-
1756	MN 77	2758-77	2020	MNDOT	**SPP**MN77, FROM 0.5 MI S OF OLD SHAKOPEE ROAD IN BLOOMINGTON TO MN62 IN MINNEAPOLIS - BITUMINOUS MILL AND OVERLAY AND EXTEND RIGHT TURN LANE ON EXIT RAMP FROM NB MN77 TO OLD SHAKOPEE ROAD	4.3	RS	MILL AND OVERLAY	NHPP	9,179,848	7,343,878	-	-	1,835,970	-	-
1757	MN 77	2758-77S	2020	MNDOT	MN77, FROM NORTH END OF BRIDGE #9600N TO E OLD SHAKOPEE RD IN BLOOMINGTON - INSTALL HIGH TENSION CABLE MEDIAN BARRIER	0.5	SH	MEDIAN BARRIER	HSIP	95,152	85,637	-	-	9,515	-	-
1758	MN 95	8209-111	2020	MNDOT	MN95, FROM 0.2 MI NORTH OF BAYPORT TO 0.1 MI SOUTH OF I94 IN LAKELAND - BITUMINOUS MILL AND OVERLAY, ADA PED RAMP UPGRADES, DRAINAGE	5.1	RS	MILL AND OVERLAY	STBG	6,030,000	4,824,000	-	-	1,206,000	-	-
1759	MN 156	1912-59	2020	MNDOT	MN156, FROM I494 IN S ST PAUL TO US52 IN ST PAUL - CONCRETE PAVEMENT REHAB, BITUMINOUS MILL AND OVERLAY, ADA, SIDEWALKS, RETAINING WALL	4.2	RS	MILL AND OVERLAY	STBG	8,420,000	6,736,000	-	-	1,684,000	-	-
1760	US 52	1905-41	2020	MNDOT	**SPP**US52, FROM JCT MN19 TO 0.2 MI NORTH OF DAKOTA-CSAH86 IN RANDOLPH TOWNSHIP - CONCRETE OVERLAY	2.2	RC	CONCRETE OVERLAY	NHPP	6,595,000	5,276,000	-	-	1,319,000	-	-
1761	US 52	1905-41S	2020	MNDOT	US52, FROM NORTH END OF THE CANNON RIVER BRIDGE TO S OF DAKOTA-CSAH-86 IN RALDOLPH TOWNSHIP- CABLE MEDIAN BARRIER.	1.9	SH	MEDIAN BARRIER	HSIP	520,000	468,000	-	-	52,000	-	-
1762	US 61	8206-48	2020	MNDOT	US61, FROM 0.24 MI S 159TH ST N TO 0.2 MI N 159TH ST N IN HUGO - CONVERT NB LEFT TURN BYPASS LANE TO DEDICATED LEFT TURN LANE	0.4	SC	TURN LANES	SF	775,000	-	-	-	775,000	-	-
1763	US 169	2772-119	2020	MNDOT	US169, FROM BREN ROAD TO 7TH ST IN HOPKINS - LANDSCAPING	0.9	RB	LANDSCAPING	SF	100,000	-	-	-	100,000	-	-
1764	US 212	1012-24	2020	MNDOT	**SPP**US212, FROM .02 MILE WEST OF MN25/MN5 TO CARVER-CSAH34 IN NORWOOD YOUNG AMERICA - BITUMINOUS MILL AND OVERLAY AND ADA IMPROVEMENTS	3.7	RS	MILL AND OVERLAY	NHPP	5,090,000	4,072,000	-	-	1,018,000	-	-
1765	US 212	1012-24S	2020	MNDOT	US212, FROM MN5/CR131 TO MORSE ST IN NORWOOD YOUNG AMERICA - TURN LANE EXTENSIONS, RESTRICT ACCESS WITH SOUTH LEG CLOSURE AT MORSE ST	2.9	SH	TURN LANES	HSIP	876,400	788,760	-	-	87,640	-	-

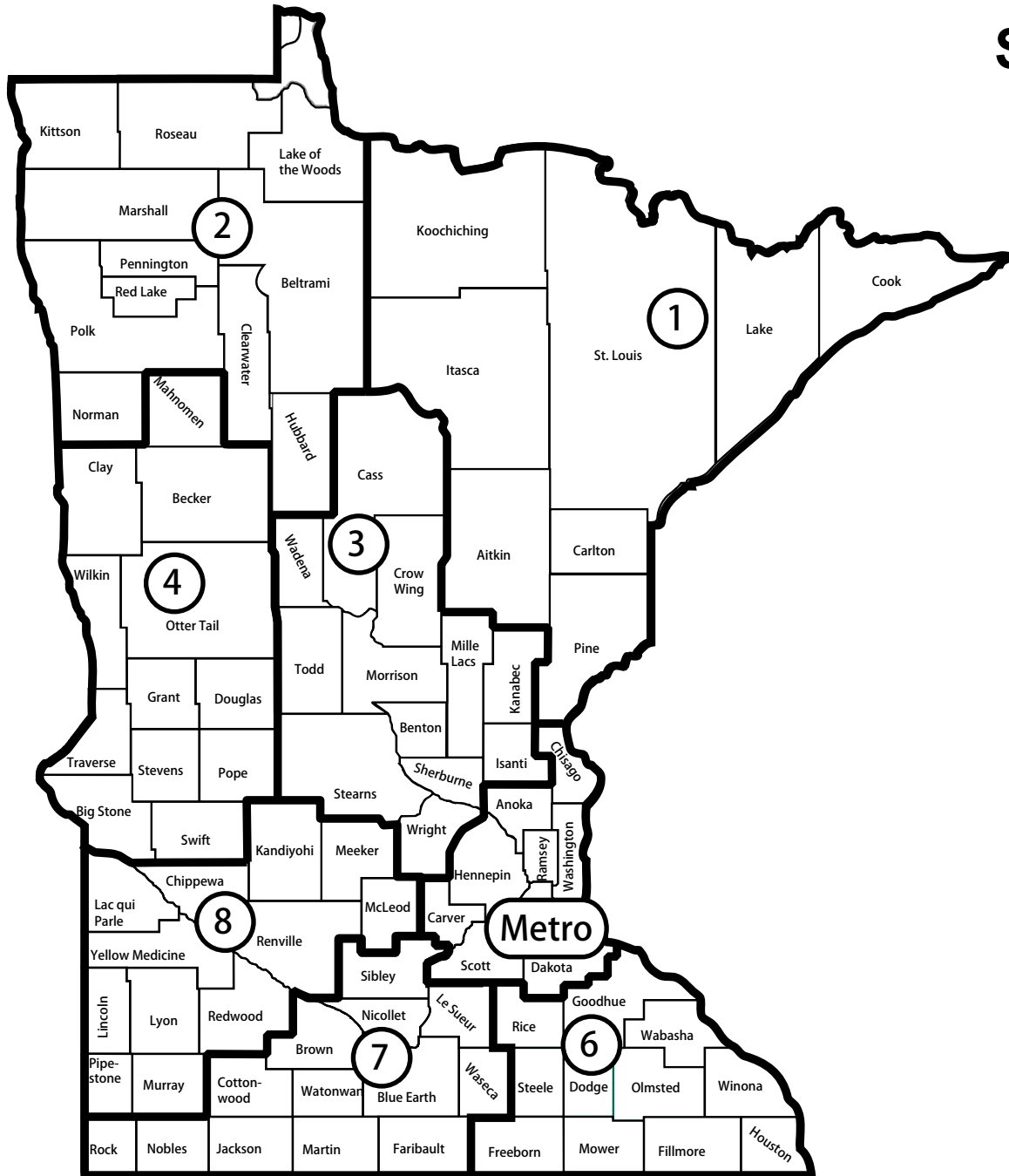
METRO	FY 2017-FY 2020 STATE TRANSPORTATION IMPROVEMENT PROGRAM (STIP)															
SEQ #	ROUTE SYSTEM	PROJECT NUMBER	YEAR	AGENCY	PROJECT DESCRIPTION	MILES	PRGM	WORK TYPE	FUNDS	TOTAL	FHWA	AC	FTA	TH	BOND	OTHER
1766	US 952A	6217-43	2020	MNDOT	US952A (ROBERT ST), FROM ANNAPOLIS ST IN W ST PAUL TO 12TH ST IN ST PAUL - BITUMINOUS MILL AND OVERLAY, REHAB ON BRIDGES #62050, 62894, 9036, 90381, DRAINAGE, ADA, SIGNALS, AND SIDEWALK REPLACEMENT	2.5	RS	MILL AND OVERLAY	STBG	12,840,000	10,272,000	-	-	2,568,000	-	-
1767	MN 999	880M-ADA-20	2020	MNDOT	DISTRICTWIDE SETASIDE FOR ADA/BIKE PROJECT - FY 2020	0.0	SC	SPOT IMPROVEMENT	SF	1,470,000	-	-	-	1,470,000	-	-
1768	MN 999	880M-AM-20	2020	MNDOT	DISTRICTWIDE SETASIDE FOR MUNICIPAL AGREEMENT PROJECTS - FY 2020	0.0	AM	MISCELLANEOUS	SF	3,000,000	-	-	-	3,000,000	-	-
1769	MN 999	880M-BI-20	2020	MNDOT	**SPP**DISTRICTWIDE SETASIDE FOR BRIDGE IMPROVEMENT PROJECTS ON NHS - FY 2020	0.0	BI	BRIDGE REPAIR OTHER	NHPP	7,170,000	5,736,000	-	-	1,434,000	-	-
1770	MN 999	880M-BI-20N	2020	MNDOT	DISTRICTWIDE SETASIDE FOR BRIDGE IMPROVEMENT PROJECTS ON NON-NHS - FY 2020	0.0	BI	BRIDGE REPAIR OTHER	SF	1,695,000	-	-	-	1,695,000	-	-
1771	MN 999	880M-CM-20	2020	MNDOT	**SPP**DISTRICTWIDE SETASIDE FOR LOWER COST CONGESTION MGMT PROJECT - FY 2020	0.0	SC	MISCELLANEOUS	NHPP	4,585,000	3,668,000	-	-	917,000	-	-
1772	MN 999	880M-IM-20	2020	MNDOT	DISTRICTWIDE SETASIDE-INCIDENT MANAGEMENT PROJECTS - FY 2020	0.0	TM	TRAFFIC MGMT. SYSTEM	SF	500,000	-	-	-	500,000	-	-
1773	MN 999	880M-PD-20	2020	MNDOT	DISTRICTWIDE SETASIDE - PROJECT DELIVERY- FY 2020	0.0	CA	MISCELLANEOUS	SF	26,000,000	-	-	-	26,000,000	-	-
1774	MN 999	880M-PM-20	2020	MNDOT	DISTRICTWIDE SETASIDE FOR PREVENTIVE MAINTENANCE PROJECTS - FY 2020	0.0	PM	PREVENTIVE MAINTENANCE	SF	5,000,000	-	-	-	5,000,000	-	-
1775	MN 999	880M-RB-20	2020	MNDOT	DISTRICTWIDE SETASIDE FOR LANDSCAPING & LANDSCAPE PARTNERSHIPS - FY 2020	0.0	RB	LANDSCAPING	SF	750,000	-	-	-	750,000	-	-
1776	MN 999	880M-RS-20N	2020	MNDOT	**SPP**DISTRICTWIDE SETASIDE FOR RESURFACING & RECONDITIONING PROJECTS ON NHS - FY 2020	0.0	RS	MILL AND OVERLAY	NHPP	15,225,000	13,702,500	-	-	1,522,500	-	-
1777	MN 999	880M-RS-20N	2020	MNDOT	DISTRICTWIDE SETASIDE FOR RESURFACING & RECONDITIONING PROJECTS ON NON-NHS - FY 2020	0.0	RS	MILL AND OVERLAY	SF	320,000	-	-	-	320,000	-	-
1778	MN 999	880M-RW-20	2020	MNDOT	DISTRICTWIDE SETASIDE FOR RIGHT OF WAY - FY 2020	0.0	RW	RIGHT OF WAY	SF	12,000,000	-	-	-	12,000,000	-	-
1779	MN 999	880M-RX-20	2020	MNDOT	DISTRICTWIDE SETASIDE FOR ROAD REPAIR - FY 2020	0.0	RX	ROAD REPAIR	SF	5,000,000	-	-	-	5,000,000	-	-
1780	MN 999	880M-SA-20	2020	MNDOT	DISTRICTWIDE SETASIDE FOR SUPPLEMENTAL AGREEMENTS/OVERRUNS - FY 2020	0.0	SA	SUPP. AGREE. & COST OVERRUNS	SF	10,000,000	-	-	-	10,000,000	-	-
1781	MN 999	880M-SC-20	2020	MNDOT	DISTRICTWIDE SETASIDE FOR SAFETY CAPACITY PROJECTS - FY 2020	0.0	SC	SPOT IMPROVEMENT	SF	95,000	-	-	-	95,000	-	-
1782	MN 999	880M-SHS-20	2020	MNDOT	DISTRICTWIDE SETASIDE FOR HSIP - FY 2020	0.0	SH	SPOT IMPROVEMENT	HSIP	2,511,112	2,260,000	-	-	251,112	-	-
1783	MN 999	880M-TE-20	2020	MNDOT	DISTRICTWIDE SETASIDE FOR TRAFFIC ENGINEERING (\$2.835M), ROADSIDE SAFETY(\$0), TMS(\$500K) & WRE (\$5K) - FY 2020	0.0	SC	MISCELLANEOUS	SF	3,340,000	-	-	-	3,340,000	-	-
1784	MN 999	880M-TR-20	2020	MNDOT	DISTRICTWIDE SETASIDE FOR TEAM TRANSIT PROJECTS - FY 2020	0.0	TM	TRAFFIC MGMT. SYSTEM	SF	930,000	-	-	-	930,000	-	-
1785	MN 999	880M-TRLF-20	2020	MNDOT	**TRLF**REPAYMENT, FY 2020, TRLF LOANS USED FOR RIGHT OF WAY PURCHASE ON TH 65	0.0	RW	RIGHT OF WAY	SF	216,000	-	-	-	216,000	-	-

METRO	FY 2017-FY 2020 STATE TRANSPORTATION IMPROVEMENT PROGRAM (STIP)															
SEQ #	ROUTE SYSTEM	PROJECT NUMBER	YEAR	AGENCY	PROJECT DESCRIPTION	MILES	PRGM	WORK TYPE	FUNDS	TOTAL	FHWA	AC	FTA	TH	BOND	OTHER
										966,247,302	297,057,575	71,200,000	301,308,196	110,311,080	-	257,570,451





# STATEWIDE RESERVES



## DISTRICT C

Office of Transportation System  
Management 395 John Ireland Blvd  
MS 440  
Saint Paul, MN 55155-1899  
(651) 366-3798



# District C Categories

- ✓ Federal Non-State Road Construction (SRC) Program
- ✓ Local System Program
- ✓ Statewide Investments
- ✓ Staff Augmentation
- ✓ Statewide Rail Service Improvement Program
- ✓ Workforce Development
- ✓ Other Federal Allocations
- ✓ Transit Program



ATP C - FEDERAL NON-STATE ROAD CONSTRUCTION (SRC) PROGRAM					FY 2017-FY 2020 STATE TRANSPORTATION IMPROVEMENT PROGRAM (STIP)											
SEQ #	ROUTE SYSTEM	PROJECT NUMBER	YEAR	AGENCY	PROJECT DESCRIPTION	MILES	PRGM	WORK TYPE	FUNDS	TOTAL	FHWA	AC	FTA	TH	BOND	OTHER
1817	MN 999	880C-164SF-17	2017	MNDOT	**SEC164** 2017 BUBBLE PROJECT	0.0	SH	SAFETY IMPROVEMENT	SF	400,000	-	-	-	400,000	-	-
1818	MN 999	880C-LTA-17	2017	MNDOT	2017 LOCAL TECHNICAL ASSISTANCE PROGRAM	0.0	PL	PLANNING	STBG	300,000	150,000	-	-	-	-	150,000
1819	MN 999	880C-RDF-17	2017	MNDOT	2017 RED DYED FUEL TAX EVASION ENFORCEMENT	0.0	MA	SETA - SETASIDE	STBG	232,500	186,000	-	-	-	-	46,500
1820	LOCAL	880C-SAB-17	2017	MNDOT	2017 STONE ARCH BRIDGE REHABILITATION	0.0	BR	BRIDGE REHABILITATION	STBG	1,875,000	1,500,000	-	-	-	-	375,000
1821	MN 999	8816-2500	2017	MNDOT	STATEWIDE ENTERPRISE ASSET MANAGEMENT IMPLEMENTATION ACTIVITIES - SALARIES AND EXPENSES 7/1/16 THROUGH 6/30/17	0.0	CA	SALARIES	STBG	958,000	766,400	-	-	-	-	191,600
1822	MN 999	8816-2501	2017	MNDOT	STATEWIDE: SFY 2017, ENTERPRISE ASSET MANAGEMENT SYSTEM – FINAL PHASE OF THE AFMS (AUTOMATED FACILITIES MANAGEMENT SYSTEM) IMPLEMENTATION	0.0	CA	ASSET MANAGEMENT	STBG	439,259	351,407	-	-	-	-	87,852
1823	MN 999	8816-2502	2017	MNDOT	STATEWIDE ENTERPRISE ASSET MANAGEMENT SYSTEM, ADDITIONAL MODULE ACQUISITION AND IMPLEMENTATION	0.0	CA	ASSET MANAGEMENT	STBG	1,965,000	1,572,000	-	-	-	-	393,000
1824	MN 999	8816-2520	2017	MNDOT	**SEC164** 2017 TZD REGIONAL COORDINATOR POSITIONS	0.0	SH	TZD BEHAVIOR STRATEGIES	HSIP	485,000	485,000	-	-	-	-	-
1825	MN 999	8816-2553	2017	MNDOT	**SEC164** 2017 TRAFFIC EVALUATION	0.0	SH	SAFETY IMPROVEMENT	HSIP	200,000	200,000	-	-	-	-	-
1826	MN 999	8816-2554	2017	MNDOT	**SEC164** 2017 LANE DEPARTURE STRATEGIES	0.0	SH	SAFETY IMPROVEMENT	HSIP	855,000	855,000	-	-	-	-	-
1827	MN 999	8816-2555	2017	MNDOT	**SEC164** 2017 INTERSECTION STRATEGIES	0.0	SH	SAFETY IMPROVEMENT	HSIP	700,000	700,000	-	-	-	-	-
1828	MN 999	8816-2556	2017	MNDOT	**SEC164** 2017 CRASH DATABASE SYSTEM AND DATA ENHANCEMENTS	0.0	SH	SAFETY IMPROVEMENT	HSIP	750,000	750,000	-	-	-	-	-
										9,159,759	7,515,807	-	-	400,000	-	1,243,952

ATP C - FEDERAL NON-STATE ROAD CONSTRUCTION (SRC) PROGRAM																
FY 2017-FY 2020 STATE TRANSPORTATION IMPROVEMENT PROGRAM (STIP)																
SEQ #	ROUTE SYSTEM	PROJECT NUMBER	YEAR	AGENCY	PROJECT DESCRIPTION	MILES	PRGM	WORK TYPE	FUNDS	TOTAL	FHWA	AC	FTA	TH	BOND	OTHER
1829	MN 999	880C-164SF-18	2018	MNDOT	**SEC164** 2018 BUBBLE PROJECT	0.0	SH	SAFETY IMPROVEMENT	SF	400,000	-	-	-	400,000	-	-
1830	MN 999	880C-AMAI-18	2018	MNDOT	2018 STATEWIDE: FURTHER ENTERPRISE ASSET MANAGEMENT/TRANSPORTATION ASSET MANAGEMENT (EAMS/TAMS) SYSTEM ACQUISITION, MAINT FEE & IMPLEMENTATION SERVICE 7/1/2017 TO 6/30/2018	0.0	CA	ASSET MANAGEMENT	STBG	1,305,000	1,044,000	-	-	-	-	261,000
1831	MN 999	880C-LTA-18	2018	MNDOT	2018 LOCAL TECHNICAL ASSISTANCE PROGRAM	0.0	PL	PLANNING	STBG	300,000	150,000	-	-	-	-	150,000
1832	MN 999	880C-RDF-18	2018	MNDOT	2018 RED DYED FUEL TAX EVASION ENFORCEMENT	0.0	MA	SETA - SETASIDE	STBG	192,500	154,000	-	-	-	-	38,500
1833	LOCAL	880C-SAB-18	2018	MNDOT	2018 STONE ARCH BRIDGE REHABILITATION	0.0	BR	BRIDGE REHABILITATION	STBG	1,875,000	1,500,000	-	-	-	-	375,000
1834	MN 999	880C-SEC164-18	2018	MNDOT	**SEC164** 2018 PROGRAM SETASIDE	0.0	SH	TZD BEHAVIOR STRATEGIES	HSIP	615,000	615,000	-	-	-	-	-
1835	MN 999	8816-2531	2018	MNDOT	2018 STATEWIDE ENTERPRISE ASSET MANAGEMENT IMPLEMENTATION ACTIVITIES - SALARIES AND EXPENSES 7/1/17 THROUGH 6/30/18	0.0	CA	SALARIES	STBG	987,000	789,600	-	-	-	-	197,400
1836	MN 999	8816-2546	2018	MNDOT	**SEC164** 2018 TZD REGIONAL COORDINATOR POSITIONS	0.0	SH	TZD BEHAVIOR STRATEGIES	HSIP	485,000	485,000	-	-	-	-	-
										6,159,500	4,737,600	-	-	400,000	-	1,021,900

ATP C - FEDERAL NON-STATE ROAD CONSTRUCTION (SRC) PROGRAM					FY 2017-FY 2020 STATE TRANSPORTATION IMPROVEMENT PROGRAM (STIP)											
SEQ #	ROUTE SYSTEM	PROJECT NUMBER	YEAR	AGENCY	PROJECT DESCRIPTION	MILES	PRGM	WORK TYPE	FUNDS	TOTAL	FHWA	AC	FTA	TH	BOND	OTHER
1837	MN 999	880C-164SF-19	2019	MNDOT	**SEC164** 2019 BUBBLE PROJECT	0.0	SH	SAFETY IMPROVEMENT	SF	400,000	-	-	-	400,000	-	-
1838	MN 999	880C-AMAI-19	2019	MNDOT	2019 STATEWIDE: FURTHER ENTERPRISE ASSET MANAGEMENT/TRANSPORTATION ASSET MANAGEMENT (EAMS/TAMS) SYSTEM ACQUISITION, MAINT FEE & IMPLEMENTATION SERVICE 7/1/2018 TO 6/30/2019	0.0	CA	ASSET MANAGEMENT	STBG	692,000	553,600	-	-	-	-	138,400
1839	MN 999	880C-LTA-19	2019	MNDOT	2019 LOCAL TECHNICAL ASSISTANCE PROGRAM	0.0	PL	PLANNING	STBG	300,000	150,000	-	-	-	-	150,000
1840	MN 999	880C-RDF-19	2019	MNDOT	2019 RED DYED FUEL TAX EVASION ENFORCEMENT	0.0	MA	SETA - SETASIDE	STBG	232,500	186,000	-	-	-	-	46,500
1841	LOCAL	880C-SAB-19	2019	MNDOT	2019 STONE ARCH BRIDGE REHABILITATION	0.0	BR	BRIDGE REHABILITATION	STBG	1,875,000	1,500,000	-	-	-	-	375,000
1842	MN 999	880C-SEC164-19	2019	MNDOT	**SEC164** 2019 PROGRAM SETASIDE	0.0	SH	TZD BEHAVIOR STRATEGIES	HSIP	4,615,000	4,615,000	-	-	-	-	-
1843	MN 999	8816-2532	2019	MNDOT	2019 STATEWIDE ENTERPRISE ASSET MANAGEMENT IMPLEMENTATION ACTIVITIES - SALARIES AND EXPENSES 7/1/18 THROUGH 6/30/19	0.0	CA	SALARIES	STBG	1,016,000	812,800	-	-	-	-	203,200
1844	MN 999	8816-2547	2019	MNDOT	**SEC164** 2019 TZD REGIONAL COORDINATOR POSITIONS	0.0	SH	TZD BEHAVIOR STRATEGIES	HSIP	485,000	485,000	-	-	-	-	-
										9,615,500	8,302,400	-	-	400,000	-	913,100

ATP C - FEDERAL NON-STATE ROAD CONSTRUCTION (SRC) PROGRAM					FY 2017-FY 2020 STATE TRANSPORTATION IMPROVEMENT PROGRAM (STIP)											
SEQ #	ROUTE SYSTEM	PROJECT NUMBER	YEAR	AGENCY	PROJECT DESCRIPTION	MILES	PRGM	WORK TYPE	FUNDS	TOTAL	FHWA	AC	FTA	TH	BOND	OTHER
1845	MN 999	880C-164SF-20	2020	MNDOT	**SEC164** 2020 BUBBLE PROJECT	0.0	SH	SAFETY IMPROVEMENT	SF	400,000	-	-	-	400,000	-	-
1846	MN 999	880C-AMAI-20	2020	MNDOT	2020 STATEWIDE: FURTHER ENTERPRISE ASSET MANAGEMENT/TRANSPORTATION ASSET MANAGEMENT (EAMS/TAMS) SYSTEM ACQUISITION, MAINT FEE & IMPLEMENTATION SERVICE 7/1/2019 TO 6/30/2020	0.0	CA	ASSET MANAGEMENT	STBG	750,000	600,000	-	-	-	-	150,000
1847	MN 999	880C-LTA-20	2020	MNDOT	2020 LOCAL TECHNICAL ASSISTANCE PROGRAM	0.0	PL	PLANNING	STBG	300,000	150,000	-	-	-	-	150,000
1848	MN 999	880C-RDF-20	2020	MNDOT	2020 RED DYED FUEL TAX EVASION ENFORCEMENT	0.0	MA	SETA - SETASIDE	STBG	192,500	154,000	-	-	-	-	38,500
1849	MN 999	880C-SEC164-20	2020	MNDOT	**SEC164** 2020 PROGRAM SETASIDE	0.0	SH	SAFETY IMPROVEMENT	HSIP	5,415,000	5,415,000	-	-	-	-	-
1850	MN 999	8816-2533	2020	MNDOT	2020 STATEWIDE ENTERPRISE ASSET MANAGEMENT IMPLEMENTATION ACTIVITIES - SALARIES AND EXPENSES 7/1/19 THROUGH 6/30/20	0.0	CA	SALARIES	STBG	1,046,480	837,184	-	-	-	-	209,296
1851	MN 999	8816-2548	2020	MNDOT	**SEC164** 2020 TZD REGIONAL COORDINATOR POSITIONS	0.0	SH	TZD BEHAVIOR STRATEGIES	HSIP	485,000	485,000	-	-	-	-	-
										8,588,980	7,641,184	-	-	400,000	-	547,796



ATP C - LOCAL SYSTEM PROGRAMS					FY 2017-FY 2020 STATE TRANSPORTATION IMPROVEMENT PROGRAM (STIP)											
SEQ #	ROUTE SYSTEM	PROJECT NUMBER	YEAR	AGENCY	PROJECT DESCRIPTION	MILES	PRGM	WORK TYPE	FUNDS	TOTAL	FHWA	AC	FTA	TH	BOND	OTHER
1852	LOCAL	088-030-062	2017	LOCAL	2017 FRACTURE CRITICAL BRIDGE INSPECTIONS ON LOCAL SYSTEM OFF OF THE FEDERAL AID SYSTEM	0.0	BI	BRIDGE INSPECTION	STBG	125,000	125,000	-	-	-	-	-
1853	LOCAL	088-030-063	2017	LOCAL	2017 FRACTURE CRITICAL BRIDGE INSPECTIONS ON LOCAL SYSTEM ON THE FEDERAL AID SYSTEM	0.0	BI	BRIDGE INSPECTION	STBG	150,000	125,000	-	-	-	-	25,000
1854	LOCAL	088-030-073	2017	LOCAL	2017 BRIDGE LOAD RATING INSPECTION AND SPECIALIZED HAULING VEHICLES (SHV) LOAD RATINGS ON LOCAL SYSTEM	0.0	BI	BRIDGE INSPECTION	STBG	1,250,000	1,000,000	-	-	-	-	250,000
1855	LOCAL	088-070-063	2017	LOCAL	**SEC164**STATEWIDE:2017 COUNTY ROAD SAFETY PLAN UPDATE-YEAR 2 UP TO 15 COUNTIES	0.0	SH	SAFETY TARGET	HSIP	1,250,000	1,000,000	-	-	-	-	250,000
1856	PED/BIKE	880C-SRS-17	2017	LOCAL	**SRTS** 2017 SAFE ROUTES TO SCHOOL INFRASTRUCTURE TRANSITION - STATE AID REQUESTED	0.0	PL	SETASIDE	STBGTA	235,961	188,769	-	-	-	-	47,192
										<b>3,010,961</b>	<b>2,438,769</b>	-	-	-	-	<b>572,192</b>

ATP C - LOCAL SYSTEM PROGRAMS					FY 2017-FY 2020 STATE TRANSPORTATION IMPROVEMENT PROGRAM (STIP)											
SEQ #	ROUTE SYSTEM	PROJECT NUMBER	YEAR	AGENCY	PROJECT DESCRIPTION	MILES	PRGM	WORK TYPE	FUNDS	TOTAL	FHWA	AC	FTA	TH	BOND	OTHER
1857	LOCAL	088-030-066	2018	LOCAL	2018 FRACTURE CRITICAL BRIDGE INSPECTIONS ON LOCAL SYSTEM OFF OF THE FEDERAL AID SYSTEM	0.0	BI	BRIDGE INSPECTION	STBG	200,000	200,000	-	-	-	-	-
1858	LOCAL	088-030-067	2018	LOCAL	2018 FRACTURE CRITICAL BRIDGE INSPECTIONS ON LOCAL SYSTEM ON THE FEDERAL AID SYSTEM	0.0	BI	BRIDGE INSPECTION	STBG	60,000	50,000	-	-	-	-	10,000
1859	LOCAL	088-030-074	2018	LOCAL	2018 BRIDGE LOAD RATING INSPECTION AND SPECIALIZED HAULING VEHICLES (SHV) LOAD RATINGS ON LOCAL SYSTEM	0.0	BI	BRIDGE INSPECTION	STBG	1,250,000	1,000,000	-	-	-	-	250,000
1860	LOCAL	088-070-064	2018	LOCAL	**SEC164**STATEWIDE:2018 COUNTY ROAD SAFETY PLAN UPDATE-YEAR 3 UP TO 15 COUNTIES	0.0	SH	SAFETY TARGET	HSIP	1,250,000	1,000,000	-	-	-	-	250,000
1861	LOCAL	880C-LNHS-18	2018	LOCAL	2018 LOCAL NHS PAVEMENT PROGRAM	0.0	RW	PAVEMENT	STBG	4,375,000	3,500,000	-	-	-	-	875,000
										<b>7,135,000</b>	<b>5,750,000</b>	-	-	-	-	<b>1,385,000</b>

ATP C - LOCAL SYSTEM PROGRAMS					FY 2017-FY 2020 STATE TRANSPORTATION IMPROVEMENT PROGRAM (STIP)											
SEQ #	ROUTE SYSTEM	PROJECT NUMBER	YEAR	AGENCY	PROJECT DESCRIPTION	MILES	PRGM	WORK TYPE	FUNDS	TOTAL	FHWA	AC	FTA	TH	BOND	OTHER
1862	LOCAL	088-030-069	2019	LOCAL	2019 FRACTURE CRITICAL BRIDGE INSPECTIONS ON LOCAL SYSTEM OFF OF THE FEDERAL AID SYSTEM	0.0	BI	BRIDGE INSPECTION	STBG	125,000	125,000	-	-	-	-	-
1863	LOCAL	088-030-070	2019	LOCAL	2019 FRACTURE CRITICAL BRIDGE INSPECTIONS ON LOCAL SYSTEM ON THE FEDERAL AID SYSTEM	0.0	BI	BRIDGE INSPECTION	STBG	150,000	125,000	-	-	-	-	25,000
1864	LOCAL	088-070-065	2019	LOCAL	**SEC164**STATEWIDE:2019 COUNTY ROAD SAFETY PLAN UPDATE-YEAR 4 UP TO 15 COUNTIES	0.0	SH	SAFETY TARGET	HSIP	1,250,000	1,000,000	-	-	-	-	250,000
1865	LOCAL	880C-LNHS-19	2019	LOCAL	2019 LOCAL NHS PAVEMENT PROGRAM	0.0	RW	PAVEMENT	STBG	4,375,000	3,500,000	-	-	-	-	875,000
										<b>5,900,000</b>	<b>4,750,000</b>	-	-	-	-	<b>1,150,000</b>

ATP C - LOCAL SYSTEM PROGRAMS					FY 2017-FY 2020 STATE TRANSPORTATION IMPROVEMENT PROGRAM (STIP)											
SEQ #	ROUTE SYSTEM	PROJECT NUMBER	YEAR	AGENCY	PROJECT DESCRIPTION	MILES	PRGM	WORK TYPE	FUNDS	TOTAL	FHWA	AC	FTA	TH	BOND	OTHER
1866	LOCAL	088-030-071	2020	LOCAL	2020 FRACTURE CRITICAL BRIDGE INSPECTIONS ON LOCAL SYSTEM OFF OF THE FEDERAL AID SYSTEM	0.0	BI	BRIDGE INSPECTION	STBG	200,000	200,000	-	-	-	-	-
1867	LOCAL	088-030-072	2020	LOCAL	2020 FRACTURE CRITICAL BRIDGE INSPECTIONS ON LOCAL SYSTEM ON THE FEDERAL AID SYSTEM	0.0	BI	BRIDGE INSPECTION	STBG	60,000	50,000	-	-	-	-	10,000
1868	LOCAL	088-070-066	2020	LOCAL	**SEC164**STATEWIDE:2020 COUNTY ROAD SAFETY PLAN UPDATE-YEAR 5 UP TO 15 COUNTIES	0.0	SH	SAFETY TARGET	HSIP	1,250,000	1,000,000	-	-	-	-	250,000
1869	LOCAL	880C-BROS-20	2020	LOCAL	2020 BROS REMAINING SETASIDE	0.0	BI	SETASIDE	BROS	2,005,000	1,604,000	-	-	-	-	401,000
1870	LOCAL	880C-LBUWI-20	2020	LOCAL	2020 LOCAL BRIDGE UNDERWATER INSPECTION	0.0	BI	BRIDGE INSPECTION	STBG	700,000	560,000	-	-	-	-	140,000
1871	LOCAL	880C-LNHS-20	2020	LOCAL	2020 LOCAL NHS PAVEMENT PROGRAM	0.0	RW	PAVEMENT	STBG	2,750,000	2,200,000	-	-	-	-	550,000
										<b>6,965,000</b>	<b>5,614,000</b>	-	-	-	-	<b>1,351,000</b>

ATP C - STATEWIDE INVESTMENTS				FY 2017-FY 2020 STATE TRANSPORTATION IMPROVEMENT PROGRAM (STIP)												
SEQ #	ROUTE SYSTEM	PROJECT NUMBER	YEAR	AGENCY	PROJECT DESCRIPTION	MILES	PRGM	WORK TYPE	FUNDS	TOTAL	FHWA	AC	FTA	TH	BOND	OTHER
1872	I 94	880C-I94-17	2017	MNDOT	I94, FROM 0.1 MI EAST OF NICOLLET AVE IN MPLS TO 0.3 MI WEST OF SHINGLE CREEK PARKWAY IN BROOKLYN CENTER, LIGHTING FOR SP 2781-432	9.1	SC	LIGHTING	NHPP	7,000,000	6,300,000	-	-	700,000	-	-
1873	MN 27	880C-BT-17	2017	MNDOT	2017 BENA TRAIL TRANSFER TO BIA	0.0	RS	MILL AND OVERLAY	STBG	500,000	500,000	-	-	-	-	-
1874	MN 999	880C-CM-17	2017	MNDOT	2017 CONTAMINATED MATERIAL CONTRACTS, ASBESTOS MATERIALS	0.0	RW	WETLAND MITIGATION	SF	500,000	-	-	-	500,000	-	-
1875	MN 999	880C-PD-17	2017	MNDOT	2017 INTERNAL/EXTERNAL PROJECT DELIVERY, SOCS	0.0	CA	PROGRAM SUPPORT	SF	16,105,000	-	-	-	16,105,000	-	-
1876	MN 999	880C-RWI-17	2017	MNDOT	2017 RIGHT OF WAY INCIDENTALS	0.0	RW	RIGHT OF WAY	SF	200,000	-	-	-	200,000	-	-
1877	MN 999	880C-SFM-17	2017	MNDOT	2017 STATE FURNISHED MATERIALS	0.0	CA	MISCELLANEOUS	SF	2,000,000	-	-	-	2,000,000	-	-
1878	MN 999	880C-WLB-17	2017	MNDOT	2017 WETLAND BANKING AGREEMENTS	0.0	RW	WETLAND MITIGATION	SF	250,000	-	-	-	250,000	-	-
										<b>26,555,000</b>	<b>6,800,000</b>	-	-	<b>19,755,000</b>	-	-

ATP C - STATEWIDE INVESTMENTS																
FY 2017-FY 2020 STATE TRANSPORTATION IMPROVEMENT PROGRAM (STIP)																
SEQ #	ROUTE SYSTEM	PROJECT NUMBER	YEAR	AGENCY	PROJECT DESCRIPTION	MILES	PRGM	WORK TYPE	FUNDS	TOTAL	FHWA	AC	FTA	TH	BOND	OTHER
1879	MN 999	880C-CM-18	2018	MNDOT	2018 CONTAMINATED MATERIAL CONTRACTS, ASBESTOS MATERIALS	0.0	RW	WETLAND MITIGATION	SF	500,000	-	-	-	500,000	-	-
1880	MN 999	880C-HP-18	2018	MNDOT	2018 HISTORIC PROPERTIES SETASIDE	0.0	EN	SETA - SETASIDE	STBG	2,000,000	1,600,000	-	-	400,000	-	-
1881	MN 999	880C-HSIP-17	2018	MNDOT	**ELLA** 2017 STATEWIDE HSIP SETASIDE	0.0	SH	SETA - SETASIDE	HSIP	1,222,222	1,100,000	-	-	-	-	122,222
1882	MN 999	880C-HSIP-18	2018	MNDOT	2018 STATEWIDE HSIP SETASIDE	0.0	SH	SETA - SETASIDE	HSIP	1,444,444	1,300,000	-	-	-	-	144,444
1883	MN 999	880C-ITS-18	2018	MNDOT	**ITS** 2018 STATEWIDE SETASIDE	0.0	TM	INTELLIGENT TRANSPORTATION SYSTEMS	STBG	15,360	12,800	-	-	-	-	2,560
1884	MN 999	880C-NHFP-17	2018	MNDOT	**ELLA** 2017 STATEWIDE NATIONAL HIGHWAY FREIGHT PROGRAM SETASIDE	0.0	RS	SETA - SETASIDE	NHFP	11,200,000	10,249,000	-	-	951,000	-	-
1885	MN 999	880C-NHFP-18	2018	MNDOT	2018 STATEWIDE NATIONAL HIGHWAY FREIGHT PROGRAM SETASIDE	0.0	RS	SETA - SETASIDE	NHFP	20,600,000	18,500,000	-	-	2,100,000	-	-
1886	MN 999	880C-NW-18	2018	MNDOT	2018 GREATER MN NOISE WALL PROGRAM	0.0	PL	NOISE WALL	SF	800,000	-	-	-	800,000	-	-
1887	MN 999	880C-PD-18	2018	MNDOT	2018 INTERNAL/EXTERNAL PROJECT DELIVERY, SOCS	0.0	CA	PROGRAM SUPPORT	SF	15,000,000	-	-	-	15,000,000	-	-
1888	MN 999	880C-RWI-18	2018	MNDOT	2018 RIGHT OF WAY INCIDENTALS	0.0	RW	RIGHT OF WAY	SF	200,000	-	-	-	200,000	-	-
1889	MN 999	880C-SFM-18	2018	MNDOT	2018 STATE FURNISHED MATERIALS	0.0	CA	MISCELLANEOUS	SF	2,000,000	-	-	-	2,000,000	-	-
1890	MN 999	880C-WLB-18	2018	MNDOT	2018 WETLAND BANKING AGREEMENTS	0.0	RW	WETLAND MITIGATION	SF	250,000	-	-	-	250,000	-	-
1891	MN 999	8816-2461	2018	MNDOT	STATEWIDE: TRUCK PARKING INFORMATION AND MANAGEMENT SYSTEM (TPIMS), TO PROVIDE REAL TIME INFORMATION ON TRUCK PARKING AVAILABILITY TO COMMERCIAL VEHICLE OPERATORS (CVO) AT VARIOUS MN REST AREA LOCATIONS (TIGER GRANT, MN PORTION, KANSAS LEAD)	0.0	SC	SIGNING	SF	1,387,827	1,210,327	-	-	177,500	-	-
										56,619,853	33,972,127	-	-	22,378,500	-	269,226

ATP C - STATEWIDE INVESTMENTS			FY 2017-FY 2020 STATE TRANSPORTATION IMPROVEMENT PROGRAM (STIP)													
SEQ #	ROUTE SYSTEM	PROJECT NUMBER	YEAR	AGENCY	PROJECT DESCRIPTION	MILES	PRGM	WORK TYPE	FUNDS	TOTAL	FHWA	AC	FTA	TH	BOND	OTHER
1892	MN 999	880C-CM-19	2019	MNDOT	2019 CONTAMINATED MATERIAL CONTRACTS, ASBESTOS MATERIALS	0.0	RW	WETLAND MITIGATION	SF	500,000	-	-	-	500,000	-	-
1893	MN 999	880C-HP-19	2019	MNDOT	2019 HISTORIC PROPERTIES SETASIDE	0.0	EN	SETA - SETASIDE	STBG	2,000,000	1,600,000	-	-	400,000	-	-
1894	MN 999	880C-HSIP-19	2019	MNDOT	2019 STATEWIDE HSIP SETASIDE	0.0	SH	SETA - SETASIDE	HSIP	1,777,777	1,600,000	-	-	-	-	177,777
1895	MN 999	880C-ITS-19	2019	MNDOT	**ITS** 2019 REMAINING STATEWIDE SETASIDE	0.0	TM	INTELLIGENT TRANSPORTATION SYSTEMS	STBG	95,000	76,000	-	-	-	-	19,000
1896	MN 999	880C-ITS-19M	2019	MNDOT	**ITS** 2019 DISTRICT REQUEST DMS UPGRADE #1	0.0	TM	INTELLIGENT TRANSPORTATION SYSTEMS	STBG	900,000	720,000	-	-	-	-	180,000
1897	MN 999	880C-NHFP-19	2019	MNDOT	2019 STATEWIDE NATIONAL HIGHWAY FREIGHT PROGRAM SETASIDE	0.0	RS	SETA - SETASIDE	NHFP	23,100,000	20,800,000	-	-	2,300,000	-	-
1898	MN 999	880C-PD-19	2019	MNDOT	2019 INTERNAL/EXTERNAL PROJECT DELIVERY, SOCS	0.0	CA	PROGRAM SUPPORT	SF	12,000,000	-	-	-	12,000,000	-	-
1899	MN 999	880C-RWI-19	2019	MNDOT	2019 RIGHT OF WAY INCIDENTALS	0.0	RW	RIGHT OF WAY	SF	200,000	-	-	-	200,000	-	-
1900	MN 999	880C-SFM-19	2019	MNDOT	2019 STATE FURNISHED MATERIALS	0.0	CA	MISCELLANEOUS	SF	2,000,000	-	-	-	2,000,000	-	-
1901	MN 999	880C-WLB-19	2019	MNDOT	2019 WETLAND BANKING AGREEMENTS	0.0	RW	WETLAND MITIGATION	SF	250,000	-	-	-	250,000	-	-
										<b>42,822,777</b>	<b>24,796,000</b>	-	-	<b>17,650,000</b>	-	<b>376,777</b>

ATP C - STATEWIDE INVESTMENTS				FY 2017-FY 2020 STATE TRANSPORTATION IMPROVEMENT PROGRAM (STIP)												
SEQ #	ROUTE SYSTEM	PROJECT NUMBER	YEAR	AGENCY	PROJECT DESCRIPTION	MILES	PRGM	WORK TYPE	FUNDS	TOTAL	FHWA	AC	FTA	TH	BOND	OTHER
1902	MN 999	880C-CM-20	2020	MNDOT	2020 CONTAMINATED MATERIAL CONTRACTS, ASBESTOS MATERIALS	0.0	RW	WETLAND MITIGATION	SF	500,000	-	-	-	500,000	-	-
1903	MN 999	880C-HP-20	2020	MNDOT	2020 HISTORIC PROPERTIES SETASIDE	0.0	EN	SETA - SETASIDE	STBG	2,000,000	1,600,000	-	-	400,000	-	-
1904	MN 999	880C-HSIP-20	2020	MNDOT	2020 STATEWIDE HSIP SETASIDE	0.0	SH	SETA - SETASIDE	HSIP	2,000,000	1,800,000	-	-	-	-	200,000
1905	MN 999	880C-ITS-20	2020	MNDOT	**ITS** 2020 REMAINING STATEWIDE SETASIDE	0.0	TM	INTELLIGENT TRANSPORTATION SYSTEMS	STBG	125,000	100,000	-	-	-	-	25,000
1906	MN 999	880C-ITS-20M	2020	MNDOT	**ITS** 2020 DISTRICT REQUEST DMS UPGRADE #2	0.0	TM	INTELLIGENT TRANSPORTATION SYSTEMS	STBG	1,250,000	1,000,000	-	-	-	-	250,000
1907	MN 999	880C-NHFP-20	2020	MNDOT	2020 STATEWIDE NATIONAL HIGHWAY FREIGHT PROGRAM SETASIDE	0.0	RS	SETA - SETASIDE	NHFP	25,600,000	23,000,000	-	-	2,600,000	-	-
1908	MN 999	880C-PD-20	2020	MNDOT	2020 INTERNAL/EXTERNAL PROJECT DELIVERY, SOCS	0.0	CA	PROGRAM SUPPORT	SF	12,000,000	-	-	-	12,000,000	-	-
1909	MN 999	880C-RWI-20	2020	MNDOT	2020 RIGHT OF WAY INCIDENTALS	0.0	RW	RIGHT OF WAY	SF	200,000	-	-	-	200,000	-	-
1910	MN 999	880C-SFM-20	2020	MNDOT	2020 STATE FURNISHED MATERIALS	0.0	CA	MISCELLANEOUS	SF	2,000,000	-	-	-	2,000,000	-	-
1911	MN 999	880C-WLB-20	2020	MNDOT	2020 WETLAND BANKING AGREEMENTS	0.0	RW	WETLAND MITIGATION	SF	250,000	-	-	-	250,000	-	-
1912	MN 999	880C-WS-20	2020	MNDOT	2020 WEIGH STATION AND SCALE REHABILITATION SETASIDE	0.0	RB	BUILDING REHAB	STBG	1,950,000	1,560,000	-	-	390,000	-	-
										<b>47,875,000</b>	<b>29,060,000</b>	-	-	<b>18,340,000</b>	-	<b>475,000</b>



ATP C - STAFF AUGMENTATION					FY 2017-FY 2020 STATE TRANSPORTATION IMPROVEMENT PROGRAM (STIP)											
SEQ #	ROUTE SYSTEM	PROJECT NUMBER	YEAR	AGENCY	PROJECT DESCRIPTION	MILES	PRGM	WORK TYPE	FUNDS	TOTAL	FHWA	AC	FTA	TH	BOND	OTHER
1913	MN 999	880C-BTATA-17	2017	MNDOT	2017 BUSINESS TRAINING AND TECHNICAL ASSISTANCE (INC. SS) DBE TRAINING AND CONSULTING	0.0	CA	WORKFORCE DEVELOPMENT	STBG	547,454	547,454	-	-	-	-	-
1914	MN 999	880C-CTHHT-17	2017	MNDOT	2017 CONSTRUCTION TRADES HIGHWAY HEAVY TRAINING CDL/HHOT/OJT SS	0.0	CA	WORKFORCE DEVELOPMENT	STBG	319,635	319,635	-	-	-	-	-
1915	MN 999	880C-HEO-17	2017	MNDOT	2017 ON THE JOB TRAINING, GROW YOUR OWN (OPERATIONS) TRAINING APPRENTICE FOR HEAVY EQUIPMENT OPERATIONS	0.0	CA	SETASIDE	STBG	375,000	300,000	-	-	-	-	75,000
1916	MN 999	880C-MP-17	2017	MNDOT	2017 MENTOR PROTETE	0.0	CA	WORKFORCE DEVELOPMENT	STBG	50,000	50,000	-	-	-	-	-
1917	MN 999	880C-NSTI-17	2017	MNDOT	2017 NATIONAL SUMMER TRANSPORTATION INSTITUTE (NSTI) PROGRAM	0.0	CA	WORKFORCE DEVELOPMENT	FFM	60,000	60,000	-	-	-	-	-
1918	MN 999	880C-SBO-17	2017	MNDOT	2017 SMALL BUSINESS OUTREACH	0.0	CA	WORKFORCE DEVELOPMENT	STBG	50,000	50,000	-	-	-	-	-
1919	MN 999	880C-TRIBAL-17	2017	MNDOT	2017 TRIBAL CONSTRUCTION TRADES HIGHWAY HEAVY TRAINING/WORKER SUPPORT	0.0	CA	WORKFORCE DEVELOPMENT	STBG	200,000	200,000	-	-	-	-	-
1920	MN 999	880C-WFOR-17	2017	MNDOT	2017 WORKFORCE OUTREACH (INC. EMERGING COMMUNITIES)	0.0	CA	WORKFORCE DEVELOPMENT	STBG	20,911	20,911	-	-	-	-	-
1921	MN 999	8816-2503	2017	MNDOT	2017 SEEDS/PHOENIX INTERNSHIPS	0.0	CA	WORKFORCE DEVELOPMENT	STBG	700,000	700,000	-	-	-	-	-
1922	MN 999	8816-2538	2017	MNDOT	TO ESTABLISH AND MANAGE TWO SMALL BUSINESS RESOURCE CENTERS THAT WILL ASSIST CERTIFIED SMALL BUSINESSES TO DEVELOP AND MEET BUSINESS NEEDS IN ORDER TO COMPLETE MORE EFFECTIVELY FOR MNDOT CONTRACTS	0.0	CA	TRAINING	STBG	312,000	312,000	-	-	-	-	-
1923	MN 999	8816-2544	2017	MNDOT	TO DIRECT AND MANAGE THE ON-THE-JOB (OJT) TRAINING SUPPORT SERVICES, COORDINATE PARTICIPATING PARTNERS, CONTRACT WITH COMMUNITY BASED ORGANIZATIONS, AND ENSURE CONTRACT COMPLIANCE AND REPORTING	0.0	CA	WORKFORCE DEVELOPMENT	STBG	500,000	500,000	-	-	-	-	-
										3,135,000	3,060,000	-	-	-	-	75,000

ATP C - STAFF AUGMENTATION																
FY 2017-FY 2020 STATE TRANSPORTATION IMPROVEMENT PROGRAM (STIP)																
SEQ #	ROUTE SYSTEM	PROJECT NUMBER	YEAR	AGENCY	PROJECT DESCRIPTION	MILES	PRGM	WORK TYPE	FUNDS	TOTAL	FHWA	AC	FTA	TH	BOND	OTHER
1924	MN 999	880C-BTATA-18	2018	MNDOT	2018 BUSINESS TRAINING AND TECHNICAL ASSISTANCE (INC. SS) DBE TRAINING AND CONSULTING	0.0	CA	WORKFORCE DEVELOPMENT	STBG	859,454	859,454	-	-	-	-	-
1925	MN 999	880C-CTHHT-18	2018	MNDOT	2018 CONSTRUCTION TRADES HIGHWAY HEAVY TRAINING CDL/HHOT/OJT SS	0.0	CA	WORKFORCE DEVELOPMENT	STBG	819,635	819,635	-	-	-	-	-
1926	MN 999	880C-HEO-18	2018	MNDOT	2018 ON THE JOB TRAINING, GROW YOUR OWN (OPERATIONS) TRAINING APPRENTICE FOR HEAVY EQUIPMENT OPERATIONS	0.0	CA	SETASIDE	STBG	375,000	300,000	-	-	-	-	75,000
1927	MN 999	880C-MP-18	2018	MNDOT	2018 MENTOR PROTETE	0.0	CA	WORKFORCE DEVELOPMENT	STBG	50,000	50,000	-	-	-	-	-
1928	MN 999	880C-NSTI-18	2018	MNDOT	2018 NATIONAL SUMMER TRANSPORTATION INSTITUTE (NSTI) PROGRAM	0.0	CA	WORKFORCE DEVELOPMENT	FFM	60,000	60,000	-	-	-	-	-
1929	MN 999	880C-SBO-18	2018	MNDOT	2018 SMALL BUSINESS OUTREACH	0.0	CA	WORKFORCE DEVELOPMENT	STBG	50,000	50,000	-	-	-	-	-
1930	MN 999	880C-TRIBAL-18	2018	MNDOT	2018 TRIBAL CONSTRUCTION TRADES HIGHWAY HEAVY TRAINING/WORKER SUPPORT	0.0	CA	WORKFORCE DEVELOPMENT	STBG	200,000	200,000	-	-	-	-	-
1931	MN 999	880C-WFOR-18	2018	MNDOT	2018 WORKFORCE OUTREACH (INC. EMERGING COMMUNITIES)	0.0	CA	WORKFORCE DEVELOPMENT	STBG	20,911	20,911	-	-	-	-	-
1932	MN 999	8816-2549	2018	MNDOT	2018 SEEDS/PHOENIX INTERNSHIPS	0.0	CA	WORKFORCE DEVELOPMENT	STBG	700,000	700,000	-	-	-	-	-
										3,135,000	3,060,000	-	-	-	-	75,000

ATP C - STAFF AUGMENTATION					FY 2017-FY 2020 STATE TRANSPORTATION IMPROVEMENT PROGRAM (STIP)											
SEQ #	ROUTE SYSTEM	PROJECT NUMBER	YEAR	AGENCY	PROJECT DESCRIPTION	MILES	PRGM	WORK TYPE	FUNDS	TOTAL	FHWA	AC	FTA	TH	BOND	OTHER
1933	MN 999	880C-BTATA-19	2019	MNDOT	2019 BUSINESS TRAINING AND TECHNICAL ASSISTANCE (INC. SS) DBE TRAINING AND CONSULTING	0.0	CA	WORKFORCE DEVELOPMENT	STBG	859,454	859,454	-	-	-	-	-
1934	MN 999	880C-CTHHT-19	2019	MNDOT	2019 CONSTRUCTION TRADES HIGHWAY HEAVY TRAINING CDL/HHOT/OJT SS	0.0	CA	WORKFORCE DEVELOPMENT	STBG	819,635	819,635	-	-	-	-	-
1935	MN 999	880C-HEO-19	2019	MNDOT	2019 ON THE JOB TRAINING, GROW YOUR OWN (OPERATIONS) TRAINING APPRENTICE FOR HEAVY EQUIPMENT OPERATIONS	0.0	CA	SETASIDE	STBG	375,000	300,000	-	-	-	-	75,000
1936	MN 999	880C-MP-19	2019	MNDOT	2019 MENTOR PROTETE	0.0	CA	WORKFORCE DEVELOPMENT	STBG	50,000	50,000	-	-	-	-	-
1937	MN 999	880C-NSTI-19	2019	MNDOT	2019 NATIONAL SUMMER TRANSPORTATION INSTITUTE (NSTI) PROGRAM	0.0	CA	WORKFORCE DEVELOPMENT	FFM	60,000	60,000	-	-	-	-	-
1938	MN 999	880C-SBO-19	2019	MNDOT	2019 SMALL BUSINESS OUTREACH	0.0	CA	WORKFORCE DEVELOPMENT	STBG	50,000	50,000	-	-	-	-	-
1939	MN 999	880C-TRIBAL-19	2019	MNDOT	2019 TRIBAL CONSTRUCTION TRADES HIGHWAY HEAVY TRAINING/WORKER SUPPORT	0.0	CA	WORKFORCE DEVELOPMENT	STBG	200,000	200,000	-	-	-	-	-
1940	MN 999	880C-WFOR-19	2019	MNDOT	2019 WORKFORCE OUTREACH (INC. EMERGING COMMUNITIES)	0.0	CA	WORKFORCE DEVELOPMENT	STBG	20,911	20,911	-	-	-	-	-
1941	MN 999	8816-2550	2019	MNDOT	2019 SEEDS/PHOENIX INTERNSHIPS	0.0	CA	WORKFORCE DEVELOPMENT	STBG	700,000	700,000	-	-	-	-	-
										<b>3,135,000</b>	<b>3,060,000</b>	-	-	-	-	<b>75,000</b>

ATP C - STAFF AUGMENTATION					FY 2017-FY 2020 STATE TRANSPORTATION IMPROVEMENT PROGRAM (STIP)											
SEQ #	ROUTE SYSTEM	PROJECT NUMBER	YEAR	AGENCY	PROJECT DESCRIPTION	MILES	PRGM	WORK TYPE	FUNDS	TOTAL	FHWA	AC	FTA	TH	BOND	OTHER
1942	MN 999	880C-BTATA-20	2020	MNDOT	2020 BUSINESS TRAINING AND TECHNICAL ASSISTANCE (INC. SS) DBE TRAINING AND CONSULTING	0.0	CA	WORKFORCE DEVELOPMENT	STBG	859,454	859,454	-	-	-	-	-
1943	MN 999	880C-CTHHT-20	2020	MNDOT	2020 CONSTRUCTION TRADES HIGHWAY HEAVY TRAINING CDL/HHOT/OJT SS	0.0	CA	WORKFORCE DEVELOPMENT	STBG	819,635	819,635	-	-	-	-	-
1944	MN 999	880C-HEO-20	2020	MNDOT	2020 ON THE JOB TRAINING, GROW YOUR OWN (OPERATIONS) TRAINING APPRENTICE FOR HEAVY EQUIPMENT OPERATIONS	0.0	CA	SETASIDE	STBG	375,000	300,000	-	-	-	-	75,000
1945	MN 999	880C-MP-20	2020	MNDOT	2020 MENTOR PROTETE	0.0	CA	WORKFORCE DEVELOPMENT	STBG	50,000	50,000	-	-	-	-	-
1946	MN 999	880C-NSTI-20	2020	MNDOT	2020 NATIONAL SUMMER TRANSPORTATION INSTITUTE (NSTI) PROGRAM	0.0	CA	WORKFORCE DEVELOPMENT	FFM	60,000	60,000	-	-	-	-	-
1947	MN 999	880C-SBO-20	2020	MNDOT	2020 SMALL BUSINESS OUTREACH	0.0	CA	WORKFORCE DEVELOPMENT	STBG	50,000	50,000	-	-	-	-	-
1948	MN 999	880C-TRIBAL-20	2020	MNDOT	2020 TRIBAL CONSTRUCTION TRADES HIGHWAY HEAVY TRAINING/WORKER SUPPORT	0.0	CA	WORKFORCE DEVELOPMENT	STBG	200,000	200,000	-	-	-	-	-
1949	MN 999	880C-WFOR-20	2020	MNDOT	2020 WORKFORCE OUTREACH (INC. EMERGING COMMUNITIES)	0.0	CA	WORKFORCE DEVELOPMENT	STBG	20,911	20,911	-	-	-	-	-
1950	MN 999	8816-2551	2020	MNDOT	2020 SEEDS/PHOENIX INTERNSHIPS	0.0	CA	WORKFORCE DEVELOPMENT	STBG	700,000	700,000	-	-	-	-	-
										<b>3,135,000</b>	<b>3,060,000</b>	-	-	-	-	<b>75,000</b>

ATP C - STATEWIDE RAIL SERVICE IMPROVEMENT PROGRAM					FY 2017-FY 2020 STATE TRANSPORTATION IMPROVEMENT PROGRAM (STIP)											
SEQ #	ROUTE SYSTEM	PROJECT NUMBER	YEAR	AGENCY	PROJECT DESCRIPTION	MILES	PRGM	WORK TYPE	FUNDS	TOTAL	FHWA	AC	FTA	TH	BOND	OTHER
1951	RR	880C-RXPE-17	2017	MNDOT	2017 RAIL GRADE CROSSING PRELIMINARY ENGINEERING	0.0	SR	RR X-ING IMPROVEMENTS	RRS	5,000	5,000	-	-	-	-	-
1952	RR	8816-2464	2017	MNDOT	ANNUAL LICENSE FEES FOR NEW RAIL INVENTORY AND PROJECT MANAGEMENT SYSTEM	0.0	SR	RR X-ING IMPROVEMENTS	RRS	75,000	75,000	-	-	-	-	-
1953	RR	8816-2481	2017	MNDOT	REPLACE ALL WARNING SIGNS AND CROSS BUCK POSTS AT PASSIVE CROSSINGS TO COMPLY WITH FRA AND MUTCD STANDARDS.	0.0	SR	RR X-ING IMPROVEMENTS	RRS	120,000	60,000	-	-	-	-	60,000
										200,000	140,000	-	-	-	-	60,000

ATP C - STATEWIDE RAIL SERVICE IMPROVEMENT PROGRAM					FY 2017-FY 2020 STATE TRANSPORTATION IMPROVEMENT PROGRAM (STIP)											
SEQ #	ROUTE SYSTEM	PROJECT NUMBER	YEAR	AGENCY	PROJECT DESCRIPTION	MILES	PRGM	WORK TYPE	FUNDS	TOTAL	FHWA	AC	FTA	TH	BOND	OTHER
1954	RR	880C-RCD-18	2018	MNDOT	2018 RAIL CROSSING DATABASE & INVENTORY INSPECTION; JULY 1, 2017 -JUNE 30, 2018	0.0	SR	RR X-ING IMPROVEMENTS	RRS	110,000	110,000	-	-	-	-	-
1955	RR	880C-RCU-18	2018	MNDOT	2018 RAIL GRADE CROSSING SETASIDE-UPGRADES	0.0	SR	RR X-ING IMPROVEMENTS	RRS	250,000	250,000	-	-	-	-	-
1956	RR	880C-RXPE-18	2018	MNDOT	2018 RAIL GRADE CROSSING PRELIMINARY ENGINEERING	0.0	SR	RR X-ING IMPROVEMENTS	RRS	100,000	100,000	-	-	-	-	-
1957	RR	880C-THR-18	2018	MNDOT	2018 SRC BUDGET AUTHORITY FOR TH RAIL CROSSING PROJECTS (REPLACE EQUIPMENT) - FOR TH DETERMINED TO BE INELIGIBLE FOR STATE GO BONDS	0.0	SR	RR X-ING IMPROVEMENTS	RRS	1,020,000	20,000	-	-	1,000,000	-	-
										1,480,000	480,000	-	-	1,000,000	-	-

ATP C - STATEWIDE RAIL SERVICE IMPROVEMENT PROGRAM					FY 2017-FY 2020 STATE TRANSPORTATION IMPROVEMENT PROGRAM (STIP)											
SEQ #	ROUTE SYSTEM	PROJECT NUMBER	YEAR	AGENCY	PROJECT DESCRIPTION	MILES	PRGM	WORK TYPE	FUNDS	TOTAL	FHWA	AC	FTA	TH	BOND	OTHER
1958	RR	880C-RAIL-19	2019	MNDOT	2019 RAIL PROGRAM SETASIDE	0.0	SR	PLANNING	RRS	6,000,000	6,000,000	-	-	-	-	-
1959	RR	880C-RCD-19	2019	MNDOT	2019 RAIL CROSSING DATABASE & INVENTORY INSPECTION; JULY 1, 2018 -JUNE 30, 2019	0.0	SR	RR X-ING IMPROVEMENTS	RRS	110,000	110,000	-	-	-	-	-
1960	RR	880C-RCU-19	2019	MNDOT	2019 RAIL GRADE CROSSING SETASIDE-UPGRADES	0.0	SR	RR X-ING IMPROVEMENTS	RRS	250,000	250,000	-	-	-	-	-
1961	RR	880C-RXPE-19	2019	MNDOT	2019 RAIL GRADE CROSSING PRELIMINARY ENGINEERING	0.0	SR	RR X-ING IMPROVEMENTS	RRS	100,000	100,000	-	-	-	-	-
1962	RR	880C-THR-19	2019	MNDOT	2019 SRC BUDGET AUTHORITY FOR TH RAIL CROSSING PROJECTS (REPLACE EQUIPMENT) - FOR TH DETERMINED TO BE INELIGIBLE FOR STATE GO BONDS	0.0	SR	RR X-ING IMPROVEMENTS	RRS	1,020,000	20,000	-	-	1,000,000	-	-
										7,480,000	6,480,000	-	-	1,000,000	-	-

ATP C - STATEWIDE RAIL SERVICE IMPROVEMENT PROGRAM					FY 2017-FY 2020 STATE TRANSPORTATION IMPROVEMENT PROGRAM (STIP)											
SEQ #	ROUTE SYSTEM	PROJECT NUMBER	YEAR	AGENCY	PROJECT DESCRIPTION	MILES	PRGM	WORK TYPE	FUNDS	TOTAL	FHWA	AC	FTA	TH	BOND	OTHER
1963	RR	880C-RAIL-20	2020	MNDOT	2020 RAIL PROGRAM SETASIDE	0.0	SR	PLANNING	RRS	6,100,000	6,100,000	-	-	-	-	-
1964	RR	880C-RCD-20	2020	MNDOT	2020 RAIL CROSSING DATABASE & INVENTORY INSPECTION; JULY 1, 2019 -JUNE 30, 2020	0.0	SR	RR X-ING IMPROVEMENTS	RRS	110,000	110,000	-	-	-	-	-
1965	RR	880C-RCU-20	2020	MNDOT	2020 RAIL GRADE CROSSING SETASIDE-UPGRADES	0.0	SR	RR X-ING IMPROVEMENTS	RRS	250,000	250,000	-	-	-	-	-
1966	RR	880C-RXPE-20	2020	MNDOT	2020 RAIL GRADE CROSSING PRELIMINARY ENGINEERING	0.0	SR	RR X-ING IMPROVEMENTS	RRS	100,000	100,000	-	-	-	-	-
1967	RR	880C-THR-20	2020	MNDOT	2020 SRC BUDGET AUTHORITY FOR TH RAIL CROSSING PROJECTS (REPLACE EQUIPMENT) - FOR TH DETERMINED TO BE INELIGIBLE FOR STATE GO BONDS	0.0	SR	RR X-ING IMPROVEMENTS	RRS	1,020,000	20,000	-	-	1,000,000	-	-
										7,580,000	6,580,000	-	-	1,000,000	-	-



ATP C - OTHER FEDERAL ALLOCATIONS					FY 2017-FY 2020 STATE TRANSPORTATION IMPROVEMENT PROGRAM (STIP)											
SEQ #	ROUTE SYSTEM	PROJECT NUMBER	YEAR	AGENCY	PROJECT DESCRIPTION	MILES	PRGM	WORK TYPE	FUNDS	TOTAL	FHWA	AC	FTA	TH	BOND	OTHER
1968	LOCAL	089-595-004	2017	BIA	2017 FERRY BOAT PROGRAM	0.0	FB	FERRY BOAT	FFM	193,750	155,000	-	-	-	-	38,750
1969	LOCAL	880C-FLAPD1-17	2017	LOCAL	REHABILITATE ROUTES 10, 100, AND 901	0.0	EN	ENHANCEMENT	FLAP	5,000,000	5,000,000	-	-	-	-	-
1970	LOCAL	880C-FLAPD2-17	2017	LOCAL	REHABILITATE MEE HADICAP ACCESS	0.0	EN	ENHANCEMENT	FLAP	100,000	100,000	-	-	-	-	-
1971	LOCAL	880C-FLAPD4-17	2017	LOCAL	REHABILITATE PRAIRIE WETLANDS LEARNING CENTER TRAIL	0.0	EN	ENHANCEMENT	FLAP	1,000,000	1,000,000	-	-	-	-	-
										<b>6,293,750</b>	<b>6,255,000</b>	-	-	-	-	<b>38,750</b>

ATP C - OTHER FEDERAL ALLOCATIONS					FY 2017-FY 2020 STATE TRANSPORTATION IMPROVEMENT PROGRAM (STIP)											
SEQ #	ROUTE SYSTEM	PROJECT NUMBER	YEAR	AGENCY	PROJECT DESCRIPTION	MILES	PRGM	WORK TYPE	FUNDS	TOTAL	FHWA	AC	FTA	TH	BOND	OTHER
1972	LOCAL	089-595-005	2018	BIA	2018 FERRY BOAT PROGRAM	0.0	FB	FERRY BOAT	FFM	193,750	155,000	-	-	-	-	38,750
1973	LOCAL	089-595-006	2019	BIA	2019 FERRY BOAT PROGRAM	0.0	FB	FERRY BOAT	FFM	193,750	155,000	-	-	-	-	38,750
1974	LOCAL	880C-FBP-20	2020	BIA	2020 FERRY BOAT PROGRAM	0.0	FB	FERRY BOAT	FFM	193,750	155,000	-	-	-	-	38,750

ATP C - TRANSIT PROGRAM																
FY 2017-FY 2020 STATE TRANSPORTATION IMPROVEMENT PROGRAM (STIP)																
SEQ #	ROUTE SYSTEM	PROJECT NUMBER	YEAR	AGENCY	PROJECT DESCRIPTION	MILES	PRGM	WORK TYPE	FUNDS	TOTAL	FHWA	AC	FTA	TH	BOND	OTHER
1975	LOCAL	880C-PED-17	2017	MNDOT	2017 STATEWIDE PEDESTRIAN AND BIKE COORDINATOR	0.0	PL	SALARIES	STBG	187,500	150,000	-	-	-	-	37,500
1976	MN	880C-RIDE-17	2017	MNDOT	2017 MINNESOTA RIDESHARE COORDINATOR	0.0	PL	SALARIES	STBG	150,000	150,000	-	-	-	-	-
1977	LOCAL	8816-256317	2017	LOCAL	STATEWIDE: BICYCLE AND PEDESTRIAN MONITORING ITS PROJECT (FHWA TRAFFIC MONITORING ANALYSIS SYSTEM) SALARIES FOR 9/2/2016-6/30/2017	0.0	PL	PLANNING	FFM	25,000	20,000	-	-	-	-	5,000
1978	LOCAL	SRS-9119-17	2017	LOCAL	**SRTS** SAFE ROUTES TO SCHOOL, PROGRAM MANAGEMENT AND SALARIY EXPENSES 7/1/16- 6/30/17	0.0	PL	PLANNING	STBG	187,500	150,000	-	-	-	-	37,500
1979	BB	TRF-0016-17	2017	MNDOT	SECTION 5339: DTA - STRIDE-PURCHASE 3 BUSES (CLASS 400)	0.0	TR	PURCHASE BUS	FTA	246,000	-	-	196,800	-	-	49,200
1980	BB	TRF-0028-17C	2017	MNDOT	SECTION 5339: CITY OF MANKATO PURCHASE 2 BUSES (CLASS 400)	0.0	TR	PURCHASE BUS	FTA	288,130	-	-	230,504	-	-	57,626
1981	BB	TRF-0047-17D	2017	MNDOT	SECTION 5339: CITY OF ROCHESTER PURCHASE 1 BUS (CLASS 700)	0.0	TR	PURCHASE BUS	FTA	429,000	-	-	343,200	-	-	85,800
1982	BB	TRF-0051-17	2017	MNDOT	SECTION 5310; SCOTT COUNTY; MOBILITY MANAGEMENT	0.0	NB	OPERATE BUS	FTA	350,000	-	-	280,000	-	-	70,000
1983	BB	TRF-9056-17	2017	MNDOT	SECTION 5310; NEWTRAX; MOBILITY MANAGEMENT	0.0	NB	OPERATE BUS	FTA	166,000	-	-	132,800	-	-	33,200
1984	BB	TRF-9081-17	2017	MNDOT	SECT 5311(F): INTER-CITY BUS PROGRAM: INCLUDES OPERATING (50%/100%) CAPITAL VEHICLE PURCHASES (80%), CAPITAL VEHICLE REHAB (80%), MARKETING (80%)	0.0	OB	OPERATE BUS	FTA	4,274,500	-	-	2,500,000	-	-	1,774,500
1985	BB	TRF-9101-17	2017	MNDOT	SECT 5311: GREATER MN TRANSIT OPERATING; PUBLIC TRANSIT OPERATING ASSISTANCE	0.0	OB	OPERATE BUS	FTA	47,260,520	-	-	14,800,000	-	-	32,460,520
1986	BB	TRF-9106-17	2017	MNDOT	SECT 5339: GREATER MN TRANSIT CAPITAL; INCLUDING TRANSIT BUSES, , TRANSIT FACILITIES, AND TRANSIT ITS CAPITAL	0.0	TR	PURCHASE BUS	FTA	1,756,250	-	-	1,405,000	-	-	351,250
1987	BB	TRF-9107-17	2017	MNDOT	SECT 5310: GREATER MN TRANSIT CAPITAL INCLUDING RURAL TRANSIT BUSES, MOBILITY MANAGEMENT AND ITS PROJECTS	0.0	NB	PURCHASE BUS	FTA	1,943,750	-	-	1,555,000	-	-	388,750
1988	BB	TRF-9110-17	2017	MNDOT	SECT 5310: MN TRANSIT CAPITAL INCLUDING LARGE URBAN TRANSIT BUSES, MOBILITY MANAGEMENT, AND ITS PROJECTS	0.0	NB	PURCHASE BUS	FTA	2,055,000	-	-	1,644,000	-	-	411,000
1989	BB	TRF-9117-17	2017	MNDOT	SECTION 5310; DAKOTA COUNTY; MOBILITY MANAGEMENT	0.0	NB	OPERATE BUS	FTA	229,000	-	-	183,200	-	-	45,800
1990	BB	TRF-9121-17	2017	MNDOT	SECT 5339: SMALL URBAN TRANSIT CAPITAL; INCLUDING TRANSIT BUSES, TRANSIT FACILITIES, AND TRANSIT ITS CAPITAL	0.0	TR	PURCHASE BUS	FTA	100,000	-	-	80,000	-	-	20,000
1991	BB	TRF-9122-17	2017	MNDOT	SECT 5310: SMALL URBAN TRANSIT CAPITAL INCLUDING SMALL URBAN TRANSIT BUSES, MOBILITY MANAGEMENT, AND ITS PROJECTS	0.0	NB	PURCHASE BUS	FTA	987,500	-	-	790,000	-	-	197,500
1992	BB	TRF-9127-17	2017	MNDOT	SECTION 5310; WASHINGTON COUNTY; MOBILITY MANAGEMENT	0.0	NB	OPERATE BUS	FTA	125,000	-	-	100,000	-	-	25,000
1993	BB	TRS-0016-17T	2017	MNDOT	DULUTH TRANSIT AUTHORITY- REPLACE TEN REGULAR ROUTE BUSES	0.0	TR	PURCHASE BUS	STBG	3,750,000	3,000,000	-	-	-	-	750,000
										64,510,650	3,470,000	-	24,240,504	-	-	36,800,146

ATP C - TRANSIT PROGRAM					FY 2017-FY 2020 STATE TRANSPORTATION IMPROVEMENT PROGRAM (STIP)											
SEQ #	ROUTE SYSTEM	PROJECT NUMBER	YEAR	AGENCY	PROJECT DESCRIPTION	MILES	PRGM	WORK TYPE	FUNDS	TOTAL	FHWA	AC	FTA	TH	BOND	OTHER
1994	LOCAL	880C-PED-18	2018	MNDOT	2018 STATEWIDE PEDESTRIAN AND BIKE COORDINATOR	0.0	PL	SALARIES	STBG	187,500	150,000	-	-	-	-	37,500
1995	MN	880C-RIDE-18	2018	MNDOT	2018 MINNESOTA RIDESHARE COORDINATOR	0.0	PL	SALARIES	STBG	150,000	150,000	-	-	-	-	-
1996	BB	TRF-0016-18	2018	MNDOT	SECTION 5339: DULUTH TRANSIT AUTHORITY- REPLACE THREE STRIDE BUSES.	0.0	TR	PURCHASE BUS	FTA	312,500	-	-	250,000	-	-	62,500
1997	BB	TRF-0028-18C	2018	MNDOT	SECTION 5339: CITY OF MANKATO PURCHASE 1 BUS (CLASS 400)	0.0	TR	PURCHASE BUS	FTA	148,390	-	-	118,712	-	-	29,678
1998	BB	TRF-0047-18B	2018	MNDOT	SECTION 5339: CITY OF ROCHESTER DAR, PURCHASE 1 BUS (CLASS 600)	0.0	TR	PURCHASE BUS	FTA	234,000	-	-	187,200	-	-	46,800
1999	BB	TRF-9081-18	2018	MNDOT	SECT 5311(F): INTER-CITY BUS PROGRAM: INCLUDES OPERATING (50%/100%) CAPITAL VEHICLE PURCHASES (80%), CAPITAL VEHICLE REHAB (80%), MARKETING (80%)	0.0	OB	OPERATE BUS	FTA	4,402,735	-	-	2,700,000	-	-	1,702,735
2000	BB	TRF-9101-18	2018	MNDOT	SECT 5311: GREATER MN TRANSIT OPERATING; PUBLIC TRANSIT OPERATING ASSISTANCE	0.0	OB	OPERATE BUS	FTA	48,678,336	-	-	15,000,000	-	-	33,678,336
2001	BB	TRF-9106-18	2018	MNDOT	SECT 5339: GREATER MN TRANSIT CAPITAL; INCLUDING TRANSIT BUSES, TRANSIT FACILITIES, AND TRANSIT ITS CAPITAL	0.0	TR	PURCHASE BUS	FTA	2,731,250	-	-	2,185,000	-	-	546,250
2002	BB	TRF-9107-18	2018	MNDOT	SECT 5310: GREATER MN TRANSIT CAPITAL INCLUDING RURAL TRANSIT BUSES, MOBILITY MANAGEMENT AND ITS PROJECTS	0.0	NB	PURCHASE BUS	FTA	1,943,750	-	-	1,555,000	-	-	388,750
2003	BB	TRF-9110-18	2018	MNDOT	SECT 5310: MN TRANSIT CAPITAL INCLUDING LARGE URBAN TRANSIT BUSES, MOBILITY MANAGEMENT, AND ITS PROJECTS	0.0	NB	PURCHASE BUS	FTA	2,975,000	-	-	2,380,000	-	-	595,000
2004	BB	TRF-9121-18	2018	MNDOT	SECT 5339: SMALL URBAN TRANSIT CAPITAL; INCLUDING TRANSIT BUSES, TRANSIT FACILITIES, AND TRANSIT ITS CAPITAL	0.0	TR	PURCHASE BUS	FTA	793,750	-	-	635,000	-	-	158,750
2005	BB	TRF-9122-18	2018	MNDOT	SECT 5310: SMALL URBAN TRANSIT CAPITAL INCLUDING SMALL URBAN TRANSIT BUSES, MOBILITY MANAGEMENT, AND ITS PROJECTS	0.0	NB	PURCHASE BUS	FTA	987,500	-	-	790,000	-	-	197,500
2006	BB	TRS-9100-18T	2018	MNDOT	2018 GREATER MN TRANSIT CAPITAL; INCLUDING TRANSIT BUSES, , TRANSIT FACILITIES, AND TRANSIT ITS CAPITAL	0.0	TR	PURCHASE BUS	STBG	6,250,000	5,000,000	-	-	-	-	1,250,000
										69,794,711	5,300,000	-	25,800,912	-	-	38,693,799

ATP C - TRANSIT PROGRAM																
FY 2017-FY 2020 STATE TRANSPORTATION IMPROVEMENT PROGRAM (STIP)																
SEQ #	ROUTE SYSTEM	PROJECT NUMBER	YEAR	AGENCY	PROJECT DESCRIPTION	MILES	PRGM	WORK TYPE	FUNDS	TOTAL	FHWA	AC	FTA	TH	BOND	OTHER
2007	LOCAL	880C-PED-19	2019	MNDOT	2019 STATEWIDE PEDESTRIAN AND BIKE COORDINATOR	0.0	PL	SALARIES	STBG	187,500	150,000	-	-	-	-	37,500
2008	MN	880C-RIDE-19	2019	MNDOT	2019 MINNESOTA RIDESHARE COORDINATOR	0.0	PL	SALARIES	STBG	150,000	150,000	-	-	-	-	-
2009	BB	TRF-9081-19	2019	MNDOT	SECT 5311(F): INTER-CITY BUS PROGRAM: INCLUDES OPERATING (50%/100%) CAPITAL VEHICLE PURCHASES (80%), CAPITAL VEHICLE REHAB (80%), MARKETING (80%)	0.0	OB	OPERATE BUS	FTA	4,534,817	-	-	2,900,000	-	-	1,634,817
2010	BB	TRF-9101-19	2019	MNDOT	SECT 5311: GREATER MN TRANSIT OPERATING; PUBLIC TRANSIT OPERATING ASSISTANCE	0.0	OB	OPERATE BUS	FTA	50,138,686	-	-	15,100,000	-	-	35,038,686
2011	BB	TRF-9106-19	2019	MNDOT	SECT 5339: GREATER MN TRANSIT CAPITAL; INCLUDING TRANSIT BUSES, TRANSIT FACILITIES, AND TRANSIT ITS CAPITAL	0.0	TR	PURCHASE BUS	FTA	2,731,250	-	-	2,185,000	-	-	546,250
2012	BB	TRF-9107-19	2019	MNDOT	SECT 5310: GREATER MN TRANSIT CAPITAL INCLUDING RURAL TRANSIT BUSES, MOBILITY MANAGEMENT AND ITS PROJECTS	0.0	NB	PURCHASE BUS	FTA	1,943,750	-	-	1,555,000	-	-	388,750
2013	BB	TRF-9110-19	2019	MNDOT	SECT 5310: MN TRANSIT CAPITAL INCLUDING LARGE URBAN TRANSIT BUSES, MOBILITY MANAGEMENT, AND ITS PROJECTS	0.0	NB	PURCHASE BUS	FTA	3,043,750	-	-	2,435,000	-	-	608,750
2014	BB	TRF-9121-19	2019	MNDOT	SECT 5339: SMALL URBAN TRANSIT CAPITAL; INCLUDING TRANSIT BUSES, TRANSIT FACILITIES, AND TRANSIT ITS CAPITAL	0.0	TR	PURCHASE BUS	FTA	793,750	-	-	635,000	-	-	158,750
2015	BB	TRF-9122-19	2019	MNDOT	SECT 5310: SMALL URBAN TRANSIT CAPITAL INCLUDING SMALL URBAN TRANSIT BUSES, MOBILITY MANAGEMENT, AND ITS PROJECTS	0.0	NB	PURCHASE BUS	FTA	987,500	-	-	790,000	-	-	197,500
2016	BB	TRS-9100-19T	2019	MNDOT	2019 GREATER MN TRANSIT CAPITAL; INCLUDING TRANSIT BUSES, , TRANSIT FACILITIES, AND TRANSIT ITS CAPITAL	0.0	TR	PURCHASE BUS	STBG	6,250,000	5,000,000	-	-	-	-	1,250,000
											5,300,000	-	25,600,000	-	-	39,861,003

ATP C - TRANSIT PROGRAM																
FY 2017-FY 2020 STATE TRANSPORTATION IMPROVEMENT PROGRAM (STIP)																
SEQ #	ROUTE SYSTEM	PROJECT NUMBER	YEAR	AGENCY	PROJECT DESCRIPTION	MILES	PRGM	WORK TYPE	FUNDS	TOTAL	FHWA	AC	FTA	TH	BOND	OTHER
2017	LOCAL	880C-PED-20	2020	MNDOT	2020 STATEWIDE PEDESTRIAN AND BIKE COORDINATOR	0.0	PL	SALARIES	STBG	187,500	150,000	-	-	-	-	37,500
2018	MN	880C-RIDE-20	2020	MNDOT	2020 MINNESOTA RIDESHARE COORDINATOR	0.0	PL	SALARIES	STBG	150,000	150,000	-	-	-	-	-
2019	BB	TRF-9081-20	2020	MNDOT	SECT 5311(F): INTER-CITY BUS PROGRAM: INCLUDES OPERATING (50%/100%) CAPITAL VEHICLE PURCHASES (80%), CAPITAL VEHICLE REHAB (80%), MARKETING (80%)	0.0	OB	OPERATE BUS	FTA	4,670,862	-	-	3,100,000	-	-	1,570,862
2020	BB	TRF-9101-20	2020	MNDOT	SECT 5311: GREATER MN TRANSIT OPERATING; PUBLIC TRANSIT OPERATING ASSISTANCE	0.0	OB	OPERATE BUS	FTA	51,642,846	-	-	15,300,000	-	-	36,342,846
2021	BB	TRF-9106-20	2020	MNDOT	SECT 5339: GREATER MN TRANSIT CAPITAL; INCLUDING TRANSIT BUSES, TRANSIT FACILITIES, AND TRANSIT ITS CAPITAL	0.0	TR	PURCHASE BUS	FTA	2,743,750	-	-	2,195,000	-	-	548,750
2022	BB	TRF-9107-20	2020	MNDOT	SECT 5310: GREATER MN TRANSIT CAPITAL INCLUDING RURAL TRANSIT BUSES, MOBILITY MANAGEMENT AND ITS PROJECTS	0.0	NB	PURCHASE BUS	FTA	1,943,750	-	-	1,555,000	-	-	388,750
2023	BB	TRF-9110-20	2020	MNDOT	SECT 5310: MN TRANSIT CAPITAL INCLUDING LARGE URBAN TRANSIT BUSES, MOBILITY MANAGEMENT, AND ITS PROJECTS	0.0	NB	PURCHASE BUS	FTA	3,106,250	-	-	2,485,000	-	-	621,250
2024	BB	TRF-9121-20	2020	MNDOT	SECT 5339: SMALL URBAN TRANSIT CAPITAL; INCLUDING TRANSIT BUSES, TRANSIT FACILITIES, AND TRANSIT ITS CAPITAL	0.0	TR	PURCHASE BUS	FTA	793,750	-	-	635,000	-	-	158,750
2025	BB	TRF-9122-20	2020	MNDOT	SECT 5310: SMALL URBAN TRANSIT CAPITAL INCLUDING SMALL URBAN TRANSIT BUSES, MOBILITY MANAGEMENT, AND ITS PROJECTS	0.0	NB	PURCHASE BUS	FTA	987,500	-	-	790,000	-	-	197,500
2026	BB	TRS-9100-20T	2020	MNDOT	2020 GREATER MN TRANSIT CAPITAL; INCLUDING TRANSIT BUSES, , TRANSIT FACILITIES, AND TRANSIT ITS CAPITAL	0.0	TR	PURCHASE BUS	STBG	10,000,000	8,000,000	-	-	-	-	2,000,000
										76,226,208	8,300,000	-	26,060,000	-	-	41,866,208

# **Appendix A**

## **Select Highway and Transit Programs**

- ✓ Greater Minnesota MPO Programs
- ✓ Highway Safety Improvement Program (HSIP)
- ✓ Transit Programs
- ✓ Tribal Transportation Program (TTP)
- ✓ Recreational Trails Program
- ✓ Minnesota Rail Service Improvement Program
- ✓ Port Development Assistance Program
- ✓ MnDOT State Road Construction Program (SRC)



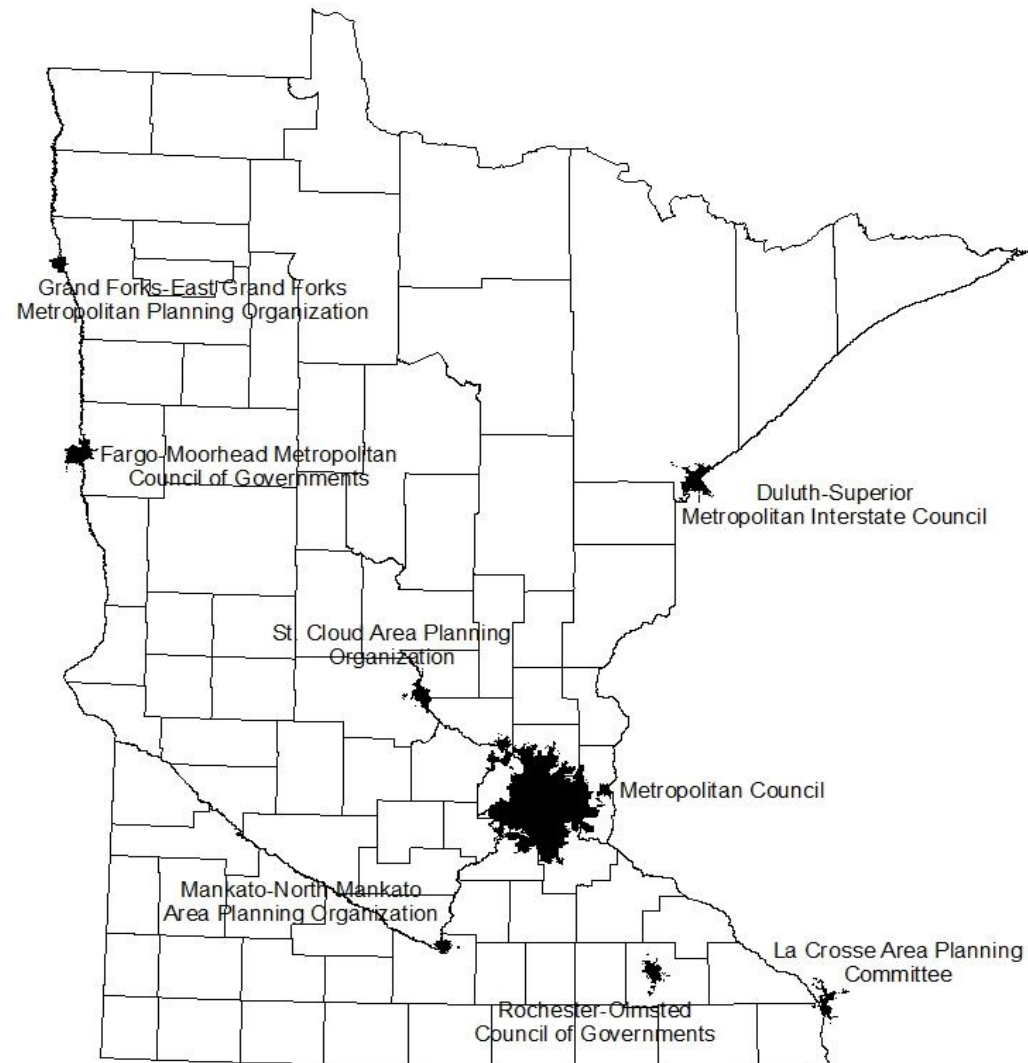


# **Greater Minnesota MPO Programs**

- ✓ Duluth-Superior Metropolitan Interstate Council
- ✓ Grand Forks-East Grand Forks Metropolitan Planning Organization
- ✓ St. Cloud Area Planning Organization
- ✓ Fargo-Moorhead Metropolitan Council of Governments
- ✓ LaCrosse Area Planning Committee
- ✓ Rochester-Olmsted Council of Governments
- ✓ Mankato-North Mankato Area Planning Organization



# Minnesota Metropolitan Planning Organizations





## GREATER MINNESOTA MPO PROGRAMS

In accordance with the joint FHWA/FTA Metropolitan Planning Rules, 23 CFR Section 450.326, each of the Metropolitan Planning Organizations in Greater Minnesota has developed and approved a four-year fiscally constrained Transportation Improvement Program (TIP). Each TIP provides a prioritized list of projects for which federal (FHWA and FTA), state (MnDOT) and in some cases, local funds are anticipated to be used. The federally funded projects have been selected through the MPO and/or Area Transportation Partnership (ATP) process and are included in the appropriate Area Transportation Improvement Program (ATIP).

Also included in the MPO TIP is a financial plan which discusses the program's fiscal constraint as well as the MPO's certification that the MPO planning process is being carried out in compliance with all applicable federal requirements.

After adoption by the MPO, and approval from MnDOT as the Governor's designee, the MPO TIP is incorporated by reference, without modification, into the STIP. Additionally, the federal and MnDOT funded projects within the MPO area are listed in the STIP.

<b>Figure A-1 GREATER MINNESOTA MPO FUNDING BY SOURCE AND YEAR (\$ MILLIONS)</b>					
<b>SOURCE</b>	<b>2017</b>	<b>2018</b>	<b>2019</b>	<b>2020</b>	<b>TOTAL*</b>
<b>FTA</b>					
<b>Duluth-Superior</b>	8.2	8.9	9.1	22.5	48.7
<b>Grand Forks-East Grand Forks</b>	0.4	0.4	0.4	0.4	1.6
<b>St. Cloud</b>	9.9	10.4	10.8	0.0	31.1
<b>Fargo-Moorhead</b>	4.4	3.1	3.2	3.3	14.0
<b>LaCrosse</b>	0.3	0.3	0.4	0.4	1.4
<b>Rochester-Olmsted</b>	8.8	10.3	9.5	25.2	53.8
<b>Mankato/N. Mankato</b>	2.2	2.3	2.2	2.2	8.9
<b>SUBTOTAL*</b>	<b>34.2</b>	<b>35.7</b>	<b>35.6</b>	<b>54.0</b>	<b>159.6</b>
<b>FHWA**</b>					
<b>Duluth-Superior</b>	17.8	12.3	9.5	15.6	55.2
<b>Grand Forks-East Grand Forks</b>	12.7	8.7	0.0	0.0	21.4
<b>St. Cloud</b>	23.5	20.8	22.0	27.8	94.1
<b>Fargo-Moorhead</b>	10.2	5.4	0.4	1.9	18.0
<b>LaCrosse</b>	3.1	0.0	0.0	4.2	7.3
<b>Rochester-Olmsted</b>	27.1	18.9	20.3	14.7	81.0
<b>Mankato/N. Mankato</b>	16.1	5.8	2.1	8.5	32.5
<b>SUBTOTAL*</b>	<b>110.5</b>	<b>71.9</b>	<b>54.3</b>	<b>72.9</b>	<b>309.6</b>
<b>TOTAL*</b>	<b>144.7</b>	<b>107.6</b>	<b>89.9</b>	<b>126.9</b>	<b>469.1</b>

\* may not total correctly due to rounding

\*\* includes transit capital

MPO: DULUTH-SUPERIOR METROPOLITAN INTERSTATE COUNCIL																
FY 2017-FY 2020 STATE TRANSPORTATION IMPROVEMENT PROGRAM (STIP)																
SEQ #	ROUTE SYSTEM	PROJECT NUMBER	YEAR	AGENCY	PROJECT DESCRIPTION	MILES	PRGM	WORK TYPE	FUNDS	TOTAL	FHWA	AC	FTA	TH	BOND	OTHER
1	BB	TRF-0016-17A	2017	DULUTH TRANSIT AUTHORITY	SECT 5307: DULUTH DIAL-A-RIDE TRANSIT OPERATING ASSISTANCE	0.0	B9	OPERATE BUS	LF	649,190	-	-	-	-	-	649,190
2	BB	TRF-0016-17B	2017	DULUTH TRANSIT AUTHORITY	SECT 5307: OPERATING ASSISTANCE	0.0	B9	OPERATE BUS	FTA	7,282,150	-	-	1,493,500	-	-	5,788,650
3	BB	TRF-0016-17C	2017	DULUTH TRANSIT AUTHORITY	SECT 5307: DULUTH TRANSIT CAPITAL	0.0	B9	BUS GRANT CAPITAL IMPROVEMENT	FTA	900,000	-	-	720,000	-	-	180,000
4	BB	TRF-0016-17D	2017	DULUTH TRANSIT AUTHORITY	SECT 5307: PREVENTATIVE MAINTENANCE	0.0	B9	OPERATE BUS	LF	4,084,000	-	-	-	-	-	4,084,000
13	CSAH 9	069-609-040AC	2017	DULUTH, ST. LOUIS COUNTY	**AC**CSAH 9, IN DULUTH ON 4TH STREET FROM 6TH AVE E TO WALLACE RD & WALLACE RD FROM 4TH STREET TO WOODLAND AVE, RECONSTRUCTION (AC PAYBACK 1 OF 1)	0.0	RC	STORM SEWER	STBG	1,400,000	1,400,000	-	-	-	-	-
20	LOCAL	069-070-025	2017	ST. LOUIS COUNTY	COUNTYWIDE TRAFFIC SIGNAL CONFIRMATION LIGHTS PROJECT INSTALL RED LIGHT-RUNNING CONFIRMATION LIGHTS AT 14 LOCATIONS IN DULUTH AND HERMANTOWN	0.0	SH	LIGHTING	HSIP	84,000	75,600	-	-	-	-	8,400
24	LOCAL	118-060-011	2017	DULUTH	**SB** NORTHSHORE SCENIC DRIVE, FROM BRIGHTON BEACH BLVD TO MCQUADE SAFE HARBOR (NE DULUTH CITY LIMIT), SHOULDER WIDENING AND REHABILITATION	0.0	EN	PED./BIKE IMPROVEMENT	STBGTA	2,838,499	1,713,333	-	-	-	-	1,125,166
25	LOCAL	118-060-012	2017	DULUTH	**SB** SKYLINE PKWY RESTORATION OF HISTORIC ROCK RETAINING WALLS AT VARIOUS SCENIC OVERLOOK FACILITIES	0.0	EN	HISTORIC PRESERVATION	STBGTA	1,000,000	800,000	-	-	-	-	200,000
26	LOCAL	118-090-023	2017	DULUTH	LAKEWALK, ALONG WATER STREET BETWEEN 20TH AVE E AND 23 AVE E, SHARED USE PATH	0.0	EN	PED./BIKE IMPROVEMENT	STBGTA	231,809	185,447	-	-	-	-	46,362
27	LOCAL	118-090-025	2017	DULUTH	**MN178** MN179**SB** NORTHSHORE SCENIC DRIVE, FROM BRIGHTON BEACH BLVD TO MCQUADE SAFE HARBOR (NE DULUTH CITY LIMIT), SHOULDER WIDENING AND REHABILITATION (REPURPOSING)	0.0	EN	PED./BIKE IMPROVEMENT	DEMO	376,501	301,201	-	-	-	-	75,300
38	PED/BIKE	118-090-018	2017	DULUTH	**MN146** CROSS CITY TRAIL PHASE 2, FROM KINGSBURY CREEK TO MUNGER TRAIL, CONSTRUCT TRAIL	0.0	BT	PED./BIKE IMPROVEMENT	DEMO	1,592,485	1,030,551	-	-	-	-	561,934
39	PED/BIKE	118-090-019	2017	DULUTH	**MN 146** CROSS CITY TRAIL, FROM DULUTH ZOO TO KNOWLTON CREEK, CONSTRUCT TRAIL, REHAB 2 BRIDGES	0.0	EN	PED./BIKE IMPROVEMENT	DEMO	534,400	334,400	-	-	-	-	200,000
43	I 35	6982-320	2017	MNDOT	I 35, IN DULUTH FROM 18TH AVE W TO 21ST AVE W, FREEWAY TOWER LIGHTING	0.1	SC	LIGHTING	SF	100,000	-	-	-	100,000	-	-
44	I 535	6980-59	2017	MNDOT	I-535 NB & SB, IN DULUTH FR JCT BLATNIK BRIDGE TO JCT I-35, CPR WORK & BETWEEN DULUTH & SUPERIOR WISCONSIN OVER ST LOUIS RIVER, BLATNIK BR# 9030 REPAIR & NAVIGATIONAL LIGHTING	1.6	RD	CONCRETE PAVEMENT REHAB	NHPP	2,000,000	1,620,000	-	-	180,000	-	200,000
49	MN 23	6910-92	2017	MNDOT	**HB** MN 23 IN DULUTH, FR N. END BR# 6313 OVER ST. LOUIS RIVER TO 0.16 MI. W OF W. 5TH ST. MISSION CREEK REPLACE OLD BR# 5757 WITH NEW BR#69029, REALIGNMENT AND GRADING	1.1	BR	GRADE AND BRIDGE	SF	2,900,000	-	-	-	2,900,000	-	-
										25,973,034	7,460,532	-	2,213,500	3,180,000	-	13,119,002

MPO: DULUTH-SUPERIOR METROPOLITAN INTERSTATE COUNCIL																
FY 2017-FY 2020 STATE TRANSPORTATION IMPROVEMENT PROGRAM (STIP)																
SEQ #	ROUTE SYSTEM	PROJECT NUMBER	YEAR	AGENCY	PROJECT DESCRIPTION	MILES	PRGM	WORK TYPE	FUNDS	TOTAL	FHWA	AC	FTA	TH	BOND	OTHER
75	BB	TRF-0016-18A	2018	DULUTH TRANSIT AUTHORITY	SECT 5307: DULUTH DIAL-A-RIDE TRANSIT OPERATING ASSISTANCE	0.0	B9	OPERATE BUS	LF	668,666	-	-	-	-	-	668,666
76	BB	TRF-0016-18C	2018	DULUTH TRANSIT AUTHORITY	SECT 5307: DULUTH TRANSIT CAPITAL	0.0	B9	BUS GRANT CAPITAL IMPROVEMENT	FTA	927,000	-	-	720,000	-	-	207,000
77	BB	TRF-0016-18D	2018	DULUTH TRANSIT AUTHORITY	SECT 5307: PREVENTATIVE MAINTENANCE	0.0	B9	OPERATE BUS	LF	4,206,520	-	-	-	-	-	4,206,520
78	BB	TRF-0016-18E	2018	DULUTH TRANSIT AUTHORITY	SECT 5307: OPERATING ASSISTANCE	0.0	B9	OPERATE BUS	FTA	7,500,614	-	-	1,493,500	-	-	6,007,114
79	BB	TRS-0016-18T	2018	DULUTH TRANSIT AUTHORITY	SECTION 5307: DULUTH TRANSIT AUTHORITY- REPLACE THREE STRIDE BUSES	0.0	TR	PURCHASE BUS	FTA	480,000	-	-	384,000	-	-	96,000
101	MSAS 178	118-178-006	2018	DULUTH	MSAS 178 (DECKER RD) FROM PIEDMONT AVE TO MALL DRIVE. MILL & OVERLAY, STORM SEWER REPAIRS	0.0	RD	STORM SEWER REPAIR	STBG	1,412,500	900,000	-	-	-	-	512,500
104	I 35	6982-321	2018	MNDOT	I-35, IN PROCTOR, 0.3MI S BOUNDARY AVE TO JCT 26TH AVE E IN DULUTH, & US2 0.7 MI E JCT I-35/US2 & US 53/JCT I-35 & MN 61 FR JCT I-35 TO 0.25 MI N FREEWAY LIGHTING, SIG REV, LIGHTING CABINETS	6.5	SC	LIGHTING	SF	750,000	-	-	-	750,000	-	-
125	US 2	6937-102	2018	MNDOT	**SPP** US 2, IN DULUTH, EB&WB & MN194 B REHAB ON BR# 69101, 69102, 69839, 69840 & MN 194 MESABA AV PAVE & CB REPAIR	0.0	BI	BRIDGE REPAIR	NHPP	5,300,000	4,240,000	-	-	1,060,000	-	-
										21,245,300	5,140,000	-	2,597,500	1,810,000	-	11,697,800

MPO: DULUTH-SUPERIOR METROPOLITAN INTERSTATE COUNCIL				FY 2017-FY 2020 STATE TRANSPORTATION IMPROVEMENT PROGRAM (STIP)												
SEQ #	ROUTE SYSTEM	PROJECT NUMBER	YEAR	AGENCY	PROJECT DESCRIPTION	MILES	PRGM	WORK TYPE	FUNDS	TOTAL	FHWA	AC	FTA	TH	BOND	OTHER
138	BB	TRF-0016-19	2019	DULUTH TRANSIT AUTHORITY	SECT 5307: DTA - STRIDE-PURCHASE 3 BUSES (CLASS 400)	0.0	B9	PURCHASE BUS	FTA	427,500	-	-	342,000	-	-	85,500
139	BB	TRF-0016-19A	2019	DULUTH TRANSIT AUTHORITY	SECT 5307: DULUTH DIAL-A-RIDE TRANSIT OPERATING ASSISTANCE	0.0	B9	OPERATE BUS	LF	688,726	-	-	-	-	-	688,726
140	BB	TRF-0016-19B	2019	DULUTH TRANSIT AUTHORITY	SECT 5307: OPERATING ASSISTANCE	0.0	B9	OPERATE BUS	FTA	7,725,632	-	-	1,493,500	-	-	6,232,132
141	BB	TRF-0016-19C	2019	DULUTH TRANSIT AUTHORITY	SECT 5307: DULUTH TRANSIT CAPITAL	0.0	B9	BUS GRANT CAPITAL IMPROVEMENT	FTA	954,810	-	-	720,000	-	-	234,810
142	BB	TRF-0016-19D	2019	DULUTH TRANSIT AUTHORITY	S3CT 5307: PREVENTATIVE MAINTENANCE	0.0	B9	OPERATE BUS	LF	4,332,716	-	-	-	-	-	4,332,716
144	CSAH 6	069-606-025	2019	ST. LOUIS COUNTY	CSAH 6, MAPLE GROVE RD, CSAH 13 TO WESTERBERG RD, BIT RESURFACING AND INTERSECTION IMPROVEMENTS	0.0	RD	MILL AND OVERLAY	STBG	2,000,000	1,600,000	-	-	-	-	400,000
155	MSAS 134	118-134-017	2019	DULUTH	MSAS 134, 9TH/8TH ST, IN DULUTH, 6TH AVE E TO WOODLAND AVE, MILL & OVERLAY, RECLAMATION,STORM SEWER, CURB & GUTTER SIDEWALK & ADA	0.0	RD	CURB & GUTTER	STBG	1,300,000	860,000	-	-	-	-	440,000
162	MN 39	6941-08	2019	MNDOT	MN 39, IN DULUTH JCT MN 23 TO W END BR# 6544 MILL & OVERLAY, ADA	0.9	RS	MILL AND OVERLAY	STBG	1,200,000	960,000	-	-	240,000	-	-
										18,629,384	3,420,000	-	2,555,500	240,000	-	12,413,884



MPO: DULUTH-SUPERIOR METROPOLITAN INTERSTATE COUNCIL					FY 2017-FY 2020 STATE TRANSPORTATION IMPROVEMENT PROGRAM (STIP)												
SEQ #	ROUTE SYSTEM	PROJECT NUMBER	YEAR	AGENCY	PROJECT DESCRIPTION	MILES	PRGM	WORK TYPE	FUNDS	TOTAL	FHWA	AC	FTA	TH	BOND	OTHER	
187	BB	TRF-0016-20A	2020	DULUTH TRANSIT AUTHORITY	SECT 5307: DULUTH DIAL-A-RIDE TRANSIT OPERATING ASSISTANCE	0.0	B9	OPERATE BUS	LF	1,300,000	-	-	-	-	-	1,300,000	
188	BB	TRF-0016-20B	2020	DULUTH TRANSIT AUTHORITY	SECT 5307: OPERATING ASSISTANCE - REGULAR ROUTE	0.0	B9	OPERATE BUS	FTA	21,000,000	-	-	3,000,000	-	-	18,000,000	
189	BB	TRF-0016-20C	2020	DULUTH TRANSIT AUTHORITY	SECT 5307: DULUTH TRANSIT CAPITAL	0.0	B9	BUS GRANT CAPITAL IMPROVEMENT	FTA	1,500,000	-	-	1,200,000	-	-	300,000	
190	CR 293	069-598-065	2020	ST. LOUIS COUNTY	CR 293, OVER LESTER RIVER, FROM 0.4 MI S OF JCT LAVIS RD TO 0.3 MI S OF JCTLAVIS RD, REPLACE BR# 6666	0.0	BR	BRIDGE REPLACEMENT	BROS	1,000,000	800,000	-	-	-	-	200,000	
195	CSAH 56	069-656-018	2020	ST. LOUIS COUNTY	CSAH 56 , MORRIS THOMAS RD, IN HERMANTOWN AT JCT US 2 TO JCT PIEDMONT AVE IN DULUTH BITUMINOUS RESURFACING, CULVERTS	5.7	RD	MILL AND OVERLAY	STBG	2,250,000	1,250,000	-	-	-	-	1,000,000	
196	LOCAL	118-090-024	2020	DULUTH	IN DULUTH, BRIGHTON BEACH BLVD TO CONGDON BLVD, CONSTRUCT MULTI-USE TRAIL	0.0	EN	PED./BIKE IMPROVEMENT	STBGTA	639,292	300,000	-	-	-	-	339,292	
205	MSAS 126	118-126-022	2020	DULUTH	3RD ST, IN DULUTH FROM 12 <sup>TH</sup> AVE E TO MESABA AVE/MN 194 MILL & OVERLAY, STORM SEWER, C& G & ADA	1.6	RD	MILL AND OVERLAY	STBG	1,356,250	1,110,000	-	-	-	-	246,250	
210	I 535	6981-9030L	2020	MNDOT	**SPP** I-535, NB & SB BETWEEN DULUTH & SUPERIOR WISCONSIN OVER ST LOUIS RIVER, BLATNIK BR# 9030, PAINTING	0.5	BI	PAINT BRIDGE	NHPP	9,100,000	4,095,000	-	-	455,000	-	4,550,000	
										38,145,542	7,555,000	-	4,200,000	455,000	-	25,935,542	

MPO: GRAND FORKS-EAST GRAND FORKS METROPOLITAN PLANNING ORGANIZATION					FY 2017-FY 2020 STATE TRANSPORTATION IMPROVEMENT PROGRAM (STIP)											
SEQ #	ROUTE SYSTEM	PROJECT NUMBER	YEAR	AGENCY	PROJECT DESCRIPTION	MILES	PRGM	WORK TYPE	FUNDS	TOTAL	FHWA	AC	FTA	TH	BOND	OTHER
240	BB	TRF-0018-17A	2017	EAST GRAND FORKS	SECT 5307: EAST GRAND FORKS DAR TRANSIT OPERATING ASSISTANCE	0.0	B9	OPERATE BUS	LF	68,000	-	-	-	-	-	68,000
241	BB	TRF-0018-17B	2017	EAST GRAND FORKS	SECT 5307: EAST GRAND FORKS FIXED ROUTE TRANSIT OPERATING ASSISTANCE	0.0	B9	OPERATE BUS	FTA	338,430	-	-	80,630	-	-	257,800
242	BB	TRF-0018-17C	2017	EAST GRAND FORKS	SECT 5307: EAST GRAND FORKS, PURCHASE PARATRANSIT VEHICLE	0.0	B9	BUS GRANT CAPITAL IMPROVEMENT	FTA	40,000	-	-	32,000	-	-	8,000
275	US 2	6018-02	2017	MNDOT	**AC**SPP**CHAP 152**PODI** US 2, EB & WB, IN EAST GRAND FORKS, REDECK BR 9090, KENNEDY BR, OVER THE RED RIVER OF THE NORTH, (MN LEAD) (TOTAL \$18.0M, MN SHARE \$9.0M, ND SHARE \$9.0M) (AC PROJECT, PAYBACK IN FY 2018)	0.1	BI	REDECK	NHPP BF	10,800,000	-	7,200,000	-	-	1,800,000	9,000,000
276	US 2	6018-02CE	2017	MNDOT	**SPP**CHAP 152**PODI** US 2, EB & WB, IN EAST GRAND FORKS, REDECK BR 9090, KENNEDY BR, OVER THE RED RIVER OF THE NORTH, CONSTRUCTION CONSULTANT ENGINEERING, (MN LEAD)	0.1	MA	REDECK	BF	1,800,000	-	-	-	-	900,000	900,000
										13,046,430	-	7,200,000	112,630	-	2,700,000	10,233,800

MPO: GRAND FORKS-EAST GRAND FORKS METROPOLITAN PLANNING ORGANIZATION					FY 2017-FY 2020 STATE TRANSPORTATION IMPROVEMENT PROGRAM (STIP)											
SEQ #	ROUTE SYSTEM	PROJECT NUMBER	YEAR	AGENCY	PROJECT DESCRIPTION	MILES	PRGM	WORK TYPE	FUNDS	TOTAL	FHWA	AC	FTA	TH	BOND	OTHER
287	BB	TRF-0018-18A	2018	EAST GRAND FORKS	SECT 5307: EAST GRAND FORKS DAR TRANSIT OPERATING ASSISTANCE	0.0	B9	OPERATE BUS	LF	69,000	-	-	-	-	-	69,000
288	BB	TRF-0018-18B	2018	EAST GRAND FORKS	SECT 5307: EAST GRAND FORKS FIXED ROUTE TRANSIT OPERATING ASSISTANCE	0.0	B9	OPERATE BUS	FTA	348,580	-	-	83,050	-	-	265,530
289	BB	TRF-0018-18C	2018	EAST GRAND FORKS	SECT 5307: EAST GRAND FORKS, PURCHASE PARATRANSIT VEHICLE REPLACEMENT	0.0	B9	OPERATE BUS	FTA	40,000	-	-	32,000	-	-	8,000
293	CITY	119-119-013	2018	EAST GRAND FORKS	EAST GRAND FORKS, INTERSECTION OF BYGLAND ROAD & RHINEHART DRIVE, CONSTRUCT ROUND ABOUT	0.2	RC	GRADE AND SURFACE	STBGTA	1,400,000	858,000	-	-	-	-	542,000
319	US 2	6018-02AC	2018	MNDOT	**AC**CHAP 152**SPP** US 2, EB & WB, IN EAST GRAND FORKS, REDECK BR 9090, KENNEDY BR, OVER THE RED RIVER OF THE NORTH, (MN LEAD) (AC PAYBACK 1 OF 1)	0.1	BI	REDECK	NHPP	7,200,000	7,200,000	-	-	-	-	-
										9,057,580	8,058,000	-	115,050	-	-	884,530

MPO: GRAND FORKS-EAST GRAND FORKS METROPOLITAN PLANNING ORGANIZATION					FY 2017-FY 2020 STATE TRANSPORTATION IMPROVEMENT PROGRAM (STIP)											
SEQ #	ROUTE SYSTEM	PROJECT NUMBER	YEAR	AGENCY	PROJECT DESCRIPTION	MILES	PRGM	WORK TYPE	FUNDS	TOTAL	FHWA	AC	FTA	TH	BOND	OTHER
335	BB	TRF-0018-19A	2019	EAST GRAND FORKS	SECT 5307: EAST GRAND FORKS DAR TRANSIT OPERATING ASSISTANCE	0.0	B9	OPERATE BUS	LF	70,000	-	-	-	-	-	70,000
336	BB	TRF-0018-19B	2019	EAST GRAND FORKS	SECT 5307: EAST GRAND FORKS FIXED ROUTE TRANSIT OPERATING ASSISTANCE	0.0	B9	OPERATE BUS	FTA	359,040	-	-	85,540	-	-	273,500
337	BB	TRF-0018-19C	2019	EAST GRAND FORKS	SECT 5307: EAST GRAND FORKS, PURCHASE PARATRANSIT VEHICLE REPLACEMENT	0.0	B9	OPERATE BUS	FTA	40,000	-	-	32,000	-	-	8,000
										<b>469,040</b>	-	-	<b>117,540</b>	-	-	<b>351,500</b>

MPO: GRAND FORKS-EAST GRAND FORKS METROPOLITAN PLANNING ORGANIZATION					FY 2017-FY 2020 STATE TRANSPORTATION IMPROVEMENT PROGRAM (STIP)											
SEQ #	ROUTE SYSTEM	PROJECT NUMBER	YEAR	AGENCY	PROJECT DESCRIPTION	MILES	PRGM	WORK TYPE	FUNDS	TOTAL	FHWA	AC	FTA	TH	BOND	OTHER
370	BB	TRF-0018-20A	2020	EAST GRAND FORKS	SECT 5307: EAST GRAND FORKS DAR TRANSIT OPERATING ASSISTANCE	0.0	B9	OPERATE BUS	LF	71,000	-	-	-	-	-	71,000
371	BB	TRF-0018-20B	2020	EAST GRAND FORKS	SECT 5307: EAST GRAND FORKS FIXED ROUTE TRANSIT OPERATING ASSISTANCE	0.0	B9	OPERATE BUS	FTA	369,800	-	-	88,100	-	-	281,700
372	BB	TRF-0018-20C	2020	EAST GRAND FORKS	SECT 5307: EAST GRAND FORKS, PURCHASE PARATRANSIT VEHICLE REPLACEMENT	0.0	B9	OPERATE BUS	FTA	40,000	-	-	32,000	-	-	8,000
										<b>480,800</b>	-	-	<b>120,100</b>	-	-	<b>360,700</b>

MPO: ST. CLOUD AREA PLANNING ORGANIZATION					FY 2017-FY 2020 STATE TRANSPORTATION IMPROVEMENT PROGRAM (STIP)											
SEQ #	ROUTE SYSTEM	PROJECT NUMBER	YEAR	AGENCY	PROJECT DESCRIPTION	MILES	PRGM	WORK TYPE	FUNDS	TOTAL	FHWA	AC	FTA	TH	BOND	OTHER
402	BB	TRF-0048-17A	2017	METRO BUS	SECT 5307: OPERATING ASSISTANCE	0.0	B9	OPERATE BUS	FTA	8,482,220	-	-	1,288,000	-	-	7,194,220
403	BB	TRF-0048-17B	2017	METRO BUS	SECT 5307: CAPITALIZED PREVENTIVE MAINTENANCE	0.0	B9	BUS GRANT CAPITAL IMPROVEMENT	FTA	1,182,500	-	-	946,000	-	-	236,500
404	BB	TRF-0048-17C	2017	METRO BUS	SECT 5307: CAPITAL OFFICE EQUIPMENT & COMPUTERS	0.0	B9	BUS GRANT CAPITAL IMPROVEMENT	FTA	25,000	-	-	20,000	-	-	5,000
405	BB	TRF-0048-17D	2017	METRO BUS	SECT 5307: CAPITAL MAINTENANCE TOOLS & EQUIPMENT	0.0	B9	BUS GRANT CAPITAL IMPROVEMENT	FTA	10,000	-	-	8,000	-	-	2,000
406	BB	TRF-0048-17E	2017	METRO BUS	SECT 5307: CAPITAL BUS SHELTER AMENITIES	0.0	B9	BUS GRANT CAPITAL IMPROVEMENT	FTA	25,000	-	-	20,000	-	-	5,000
407	BB	TRF-0048-17F	2017	METRO BUS	SECT 5307: CAPITAL TSP PROJECTS	0.0	B9	BUS GRANT CAPITAL IMPROVEMENT	FTA	25,000	-	-	20,000	-	-	5,000
408	BB	TRF-0048-17G	2017	METRO BUS	SECT 5307: CAPITAL INFORMATION TECHNOLOGY PROJECTS	0.0	B9	BUS GRANT CAPITAL IMPROVEMENT	FTA	61,500	-	-	49,200	-	-	12,300
409	BB	TRF-0048-17H	2017	METRO BUS	SECT 5307: CAPITAL OPERATIONS FACILITY IMPROVEMENTS	0.0	B9	BUS GRANT CAPITAL IMPROVEMENT	FTA	80,000	-	-	64,000	-	-	16,000
410	BB	TRF-0048-17I	2017	METRO BUS	SECT 5307: CAPITAL OPERATIONS VEHICLE	0.0	B9	BUS GRANT CAPITAL IMPROVEMENT	FTA	35,000	-	-	28,000	-	-	7,000
413	RR	71-00124	2017	MNDOT	BNSF RR, INSTALL GATES AND FLASHING LIGHTS, T5, 32ND ST SE	0.0	SR	RR X-ING IMPROVEMENTS	RRS	275,000	275,000	-	-	-	-	-
414	RR	71-00125	2017	MNDOT	BNSF RR, INSTALL GATES AND FLASHING LIGHTS, T14, 52ND ST SE	0.0	SR	RR X-ING IMPROVEMENTS	RRS	275,000	275,000	-	-	-	-	-
417	CSAH 2	073-070-013	2017	STEARNS COUNTY	CSAH 2 FROM GREYSTONE RD TO CSAH 75 AND FROM N LIMITS OF ST JOSEPH TO CSAH 4, AND ON STEARNS CSAH 133 FROM N LIMITS OF ST JOSEPH TO 19TH AVE IN SARTELL, INSTALL RUMBLE STRIPS	16.2	SH	SAFETY TARGET	HSIP	60,658	54,592	-	-	-	-	6,066
418	CSAH 2	073-602-045AC	2017	STEARNS COUNTY	**AC** STEARNS CSAH 4 TO CSAH 75, ROADWAY RESURFACING (AC PAYBACK 1 OF 1)	0.0	RS	MILL AND OVERLAY	STBG	1,688,800	1,688,800	-	-	-	-	-
441	MSAS 117	220-117-004	2017	SARTELL	**AC** MSAS 117 (50TH AVE), FROM HERITAGE DR TO NORTH 0.5 MILES IN SARTELL, GRADE AND SURFACE (AC PROJECT, PAYBACK IN 2019)	0.5	RS	GRADE AND SURFACE	STBG	1,460,416	665,301	94,584	-	-	-	795,115
446	PED/BIKE	073-591-003AC	2017	STEARNS COUNTY	**AC**SRTS**INFRA IN ST AUGUSTA, CONSTRUCTION OF SIDEWALK ALONG 245TH ST FROM STEARNS CSAH 75 TO CSAH 7 AND FLASHING SPEED SIGNS ON STEARNS CR 7 IN FRONT OF ST MARY-HELP CHRISTIAN SCHOOL (AC PAYBACK 1 OF 1)	0.4	BT	PEDESTRIAN BIKE TRAIL	SFBGTA	90,808	90,808	-	-	-	-	-
452	PED/BIKE	233-090-001P	2017	ST. JOSEPH	CSAH 2 (MINNESOTA STREET) IN ST JOSEPH, FROM 4TH AVE NW TO STEARNS CO CSAH 51, CONSTRUCT BIKE/PED TRAIL WITH LIGHTING	0.5	BT	PEDESTRIAN BIKE TRAIL	STBG	111,809	89,447	-	-	-	-	22,362
453	PED/BIKE	233-090-001T	2017	ST. JOSEPH	CSAH 2 (MINNESOTA STREET) IN ST JOSEPH, FROM 4TH AVE NW TO STEARNS CO CSAH 51, CONSTRUCT BIKE/PED TRAIL WITH LIGHTING	0.5	EN	PEDESTRIAN BIKE TRAIL	SFBGTA	1,181,800	483,512	-	-	-	-	698,288
454	I 94	7380-250	2017	MNDOT	**SEC164** I-94 FROM MN 15 TO STEARNS CSAH 75 IN ST CLOUD, REPLACE MEDIAN CABLE GUARDRAIL	4.2	SH	MEDIAN BARRIER	HSIP	910,000	910,000	-	-	-	-	-
478	MN 999	8803-AM-17	2017	MNDOT	DISTRICTWIDE SETASIDE - COOPERATIVE AGREEMENTS - 2017	0.0	AM	COOP. CONST. AGREEMENT	SF	400,000	-	-	-	400,000	-	-

MPO: ST. CLOUD AREA PLANNING ORGANIZATION					FY 2017-FY 2020 STATE TRANSPORTATION IMPROVEMENT PROGRAM (STIP)											
SEQ #	ROUTE SYSTEM	PROJECT NUMBER	YEAR	AGENCY	PROJECT DESCRIPTION	MILES	PRGM	WORK TYPE	FUNDS	TOTAL	FHWA	AC	FTA	TH	BOND	OTHER
479	MN 999	8803-MA-17	2017	MNDOT	DISTRICTWIDE SETASIDE - MISC AGREEMENTS - 2017	0.0	MA	MISCELLANEOUS	SF	400,000	-	-	-	400,000	-	-
480	MN 999	8803-PD-17	2017	MNDOT	DISTRICTWIDE SETASIDE - PROJECT DELIVERY - 2017	0.0	CA	MISCELLANEOUS	SF	3,000,000	-	-	-	3,000,000	-	-
481	MN 999	8803-PM-17	2017	MNDOT	DISTRICTWIDE SETASIDE - PREVENTATIVE MAINTENANCE - 2017	0.0	PM	PREVENTIVE MAINTENANCE	SF	3,200,000	-	-	-	3,200,000	-	-
482	MN 999	8803-RB-17	2017	MNDOT	DISTRICTWIDE SETASIDE - LANDSCAPING - 2017	0.0	RB	LANDSCAPE PARTNERSHIP	SF	30,000	-	-	-	30,000	-	-
483	MN 999	8803-RW-17	2017	MNDOT	DISTRICTWIDE SETASIDE - RIGHT-OF-WAY - 2017	0.0	RW	RIGHT OF WAY	SF	3,000,000	-	-	-	3,000,000	-	-
484	MN 999	8803-RX-17	2017	MNDOT	DISTRICTWIDE SETASIDE - MISC ROAD & BRIDGE REPAIR (BARC) - 2017	0.0	RX	ROAD REPAIR	SF	2,000,000	-	-	-	2,000,000	-	-
485	MN 999	8803-SA-17	2017	MNDOT	DISTRICTWIDE SETASIDE - SUPPLEMENTAL AGREEMENTS/OVERRUNS - 2017	0.0	SA	SUPP. AGREE. & COST OVERRUNS	SF	5,120,000	-	-	-	5,120,000	-	-
486	MN 999	8803-SC-17	2017	MNDOT	DISTRICTWIDE SETASIDE - SAFETY IMPROVEMENTS - 2017	0.0	SC	TRAFFIC MGMT. SYSTEM	SF	300,000	-	-	-	300,000	-	-
										33,430,511	4,532,460	94,584	2,443,200	17,450,000	-	9,004,851

MPO: ST. CLOUD AREA PLANNING ORGANIZATION					FY 2017-FY 2020 STATE TRANSPORTATION IMPROVEMENT PROGRAM (STIP)											
SEQ #	ROUTE SYSTEM	PROJECT NUMBER	YEAR	AGENCY	PROJECT DESCRIPTION	MILES	PRGM	WORK TYPE	FUNDS	TOTAL	FHWA	AC	FTA	TH	BOND	OTHER
487	BB	TRF-0048-18A	2018	METRO BUS	SECT 5307: OPERATING ASSISTANCE	0.0	B9	OPERATE BUS	FTA	9,091,060	-	-	1,340,000	-	-	7,751,060
488	BB	TRF-0048-18B	2018	METRO BUS	SECT 5307: CAPITALIZED PREVENTIVE MAINTENANCE	0.0	B9	BUS GRANT CAPITAL IMPROVEMENT	FTA	1,218,750	-	-	975,000	-	-	243,750
489	BB	TRF-0048-18C	2018	METRO BUS	SECT 5307: CAPITAL OFFICE EQUIPMENT & COMPUTERS	0.0	B9	BUS GRANT CAPITAL IMPROVEMENT	FTA	25,000	-	-	20,000	-	-	5,000
490	BB	TRF-0048-18D	2018	METRO BUS	SECT 5307: CAPITAL MAINTENANCE TOOLS & EQUIPMENT	0.0	B9	BUS GRANT CAPITAL IMPROVEMENT	FTA	10,000	-	-	8,000	-	-	2,000
491	BB	TRF-0048-18E	2018	METRO BUS	SECT 5307: CAPITAL BUS SHELTER AMENITIES	0.0	B9	BUS GRANT CAPITAL IMPROVEMENT	FTA	25,000	-	-	20,000	-	-	5,000
492	BB	TRF-0048-18F	2018	METRO BUS	SECT 5307: CAPITAL TSP PROJECTS	0.0	B9	BUS GRANT CAPITAL IMPROVEMENT	FTA	25,000	-	-	20,000	-	-	5,000
493	BB	TRF-0048-18G	2018	METRO BUS	SECT 5307: CAPITAL MAITENANCE VEHICLE	0.0	B9	BUS GRANT CAPITAL IMPROVEMENT	FTA	35,000	-	-	28,000	-	-	7,000
494	BB	TRF-0048-18H	2018	METRO BUS	SECT 5307: CAPITAL INFORMATION TECHNOLOGY PROJECTS	0.0	B9	BUS GRANT CAPITAL IMPROVEMENT	FTA	16,000	-	-	12,800	-	-	3,200
495	RR	01-00110	2018	MNDOT	BNSF, RR, INSTALL GATES AND CANTS, CSAH 12	0.0	SR	RR X-ING IMPROVEMENTS	RRS	300,000	300,000	-	-	-	-	-
499	CSAH 3	005-090-001AC	2018	BENTON COUNTY	**AC** CONSTRUCT BIKE/PED TRAIL ALONG BENTON CSAH 3 FROM BENTON DR TO US 10, INCL ROADWAY EXPANSION PROJECT (AC PAYBACK 1 OF 1)	0.9	BT	PEDESTRIAN BIKE TRAIL	SFBGTA	120,431	120,431	-	-	-	-	-
504	CSAH 33	005-629-013	2018	BENTON COUNTY	CSAH 33, AT CSAH 29 (1ST ST)/CSAH 33 INTERSECTION IN SARTELL, INTERSECTION OPERATIONAL IMPROVEMENTS	0.1	RC	GRADE AND SURFACE	STBG	500,000	400,000	-	-	-	-	100,000
508	CSAH 75	073-675-037	2018	STEARNS COUNTY	**MN172** CSAH 75, FROM OLD COLLEGEVILLE ROAD TO CSAH 81 IN STEARNS COUNTY, RESURFACING (REPURPOSING)	5.7	RS	GRADE AND SURFACE	STBG DEMO	1,589,864	1,274,864	-	-	-	-	315,000
515	LOCAL 999	8803-SHL-18	2018	MNDOT	DISTRICTWIDE SETASIDES - HIGHWAY SAFETY IMPROVEMENT PROGRAM - 2018	0.0	SH	SAFETY TARGET	HSIP	1,453,989	1,308,590	-	-	-	-	145,399
520	PED/BIKE	073-090-010	2018	STEARNS COUNTY	CONSTRUCT LAKE WOBEGON TRAIL EXTENSION FROM ST JOSEPH TO RIVERS EDGE PARK IN WAITE PARK	3.2	BT	PEDESTRIAN BIKE TRAIL	SFBGTA	1,650,000	922,678	-	-	-	-	727,322
534	US 10	0502-113	2018	MNDOT	**ELLA** US 10, FROM NORTH BENTON DRIVE TO 0.2 MILES WEST OF EAST ST. GERMAIN ST. IN ST. CLOUD, INSTALL CABLE MEDIAN BARRIER	6.2	SH	MEDIAN BARRIER	HSIP	1,450,000	1,305,000	-	-	145,000	-	-
538	MN 999	8803-AM-18	2018	MNDOT	DISTRICTWIDE SETASIDE - COOPERATIVE AGREEMENTS - 2018	0.0	AM	COOP. CONST. AGREEMENT	SF	1,000,000	-	-	-	1,000,000	-	-
539	MN 999	8803-MA-18	2018	MNDOT	DISTRICTWIDE SETASIDE - MISC AGREEMENTS - 2018	0.0	MA	MISCELLANEOUS	SF	500,000	-	-	-	500,000	-	-
541	MN 999	8803-PM-18	2018	MNDOT	DISTRICTWIDE SETASIDE - PREVENTATIVE MAINTENANCE - 2018	0.0	PM	PREVENTIVE MAINTENANCE	SF	3,500,000	-	-	-	3,500,000	-	-
542	MN 999	8803-RB-18	2018	MNDOT	DISTRICTWIDE SETASIDE - LANDSCAPING - 2018	0.0	RB	LANDSCAPE PARTNERSHIP	SF	30,000	-	-	-	30,000	-	-
543	MN 999	8803-RW-18	2018	MNDOT	DISTRICTWIDE SETASIDE - RIGHT OF WAY - 2018	0.0	RW	RIGHT OF WAY	SF	2,000,000	-	-	-	2,000,000	-	-
544	MN 999	8803-RX-18	2018	MNDOT	DISTRICTWIDE SETASIDE - MISC ROAD & BRIDGE REPAIR (BARC) - 2018	0.0	RX	ROAD REPAIR	SF	2,500,000	-	-	-	2,500,000	-	-



MPO: ST. CLOUD AREA PLANNING ORGANIZATION					FY 2017-FY 2020 STATE TRANSPORTATION IMPROVEMENT PROGRAM (STIP)												
SEQ #	ROUTE SYSTEM	PROJECT NUMBER	YEAR	AGENCY	PROJECT DESCRIPTION	MILES	PRGM	WORK TYPE	FUNDS	TOTAL	FHWA	AC	FTA	TH	BOND	OTHER	
545	MN 999	8803-SA-18	2018	MNDOT	DISTRICTWIDE SETASIDE - SUPPLEMENTAL AGREEMENTS - 2018	0.0	SA	SUPP. AGREE. & COST OVERRUNS	SF	4,000,000	-	-	-	4,000,000	-	-	
546	MN 999	8803-SC-18	2018	MNDOT	DISTRICTWIDE SETASIDE - SAFETY IMPROVEMENTS - 2018	0.0	SC	TRAFFIC MGMT. SYSTEM	SF	270,000	-	-	-	270,000	-	-	
										31,310,094	5,631,563	-	2,423,800	13,945,000	-	9,309,731	

MPO: ST. CLOUD AREA PLANNING ORGANIZATION																
FY 2017-FY 2020 STATE TRANSPORTATION IMPROVEMENT PROGRAM (STIP)																
SEQ #	ROUTE SYSTEM	PROJECT NUMBER	YEAR	AGENCY	PROJECT DESCRIPTION	MILES	PRGM	WORK TYPE	FUNDS	TOTAL	FHWA	AC	FTA	TH	BOND	OTHER
548	BB	TRF-0048-19A	2019	METRO BUS	SECT 5307: OPERATING ASSISTANCE	0.0	B9	OPERATE BUS	FTA	9,342,780	-	-	1,393,000	-	-	7,949,780
549	BB	TRF-0048-19B	2019	METRO BUS	SECT 5307: CAPITALIZED PREVENTIVE MAINTENANCE	0.0	B9	OPERATE BUS	FTA	1,255,000	-	-	1,004,000	-	-	251,000
550	BB	TRF-0048-19C	2019	METRO BUS	SECT 5307: CAPITAL OFFICE EQUIPMENT & COMPUTERS	0.0	B9	OPERATE BUS	FTA	25,000	-	-	20,000	-	-	5,000
551	BB	TRF-0048-19D	2019	METRO BUS	SECT 5307: CAPITAL MAINTENANCE TOOLS & EQUIPMENT	0.0	B9	OPERATE BUS	FTA	15,000	-	-	12,000	-	-	3,000
552	BB	TRF-0048-19E	2019	METRO BUS	SECT 5307: CAPITAL BUS SHELTER AMENITIES	0.0	B9	OPERATE BUS	FTA	25,000	-	-	20,000	-	-	5,000
553	BB	TRF-0048-19F	2019	METRO BUS	SECT 5307: CAPITAL TSP PROJECTS	0.0	B9	OPERATE BUS	FTA	25,000	-	-	20,000	-	-	5,000
554	BB	TRF-0048-19G	2019	METRO BUS	SECT 5307: CAPITAL MOBILITY TRAINING CENTER IMPROVEMENTS	0.0	B9	OPERATE BUS	FTA	25,000	-	-	20,000	-	-	5,000
555	BB	TRF-0048-19H	2019	METRO BUS	SECT 5307: CAPITAL INFORMATION TECHNOLOGY PROJECTS	0.0	B9	OPERATE BUS	FTA	20,000	-	-	16,000	-	-	4,000
556	BB	TRF-0048-19I	2019	METRO BUS	SECT 5307: CAPITAL OPERATIONS VEHICLE	0.0	B9	OPERATE BUS	FTA	35,000	-	-	28,000	-	-	7,000
557	BB	TRF-0048-19J	2019	METRO BUS	SECT 5307: CAPITAL MAINTENANCE VEHICLE	0.0	B9	OPERATE BUS	FTA	35,000	-	-	28,000	-	-	7,000
559	CSAH 3	005-603-029AC	2019	BENTON COUNTY	**AC** BENTON CSAH 3, FROM BENTON DR TO TH 10, ROADWAY EXPANSION, INCL BIKE/PED TRAIL PROJECT (AC PAYBACK 1 OF 1)	0.0	RS	GRADE AND SURFACE	STBG	186,823	186,823	-	-	-	-	-
569	LOCAL 999	8803-SHL-19	2019	MNDOT	DISTRICTWIDE SETASIDES - HIGHWAY SAFETY IMPROVEMENT PROGRAM - 2019	0.0	SH	SAFETY TARGET	HSIP	2,578,889	2,321,000	-	-	-	-	257,889
570	MSAS 117	220-117-004AC	2019	SARTELL	**AC** SARTELL MSAS 117 (50TH AVE), FROM HERITAGE DR TO NORTH 0.5 MILES IN SARTELL, GRADE AND SURFACE (AC PAYBACK 1 OF 1)	0.5	RS	GRADE AND SURFACE	STBG	94,584	94,584	-	-	-	-	-
571	MSAS 151	162-151-003	2019	ST. CLOUD	ST CLOUD MSAS 151, EXPANSION OF TWO-LANE UNDIVIDED ROADWAY (33RD STREET SOUTH) TO A FOUR-LANE DIVIDED ROADWAY WITH SIDEWALK AND TRAIL AMENITIES FROM SOUTHWAY DRIVE TO COOPER AVENUE	0.0	RC	GRADE AND SURFACE	STBG	3,400,000	1,486,823	-	-	-	-	1,913,177
576	PED/BIKE	220-591-005	2019	SARTELL	**SRTS** CONSTRUCT SRTS INFRASTRUCTURE IMPROVEMENTS ALONG 7TH ST N AND 5TH ST N IN SARTELL	0.3	EN	PEDESTRIAN BIKE TRAIL	SFBGTA	248,970	199,176	-	-	-	-	49,794
577	I 94	7380-246	2019	MNDOT	**SPP** I-94, NEAR COLLEGEVILLE, REHAB/REDECK AT BRIDGE #73872 AT STEARNS COUNTY CR 159 OVER I-94	0.0	BI	BRIDGE REPAIR	NHPP	1,501,000	1,350,900	-	-	150,100	-	-
593	MN 999	8803-ADA-19	2019	MNDOT	DISTRICTWIDE SETASIDE - ADA - 2019	0.0	SC	SPOT IMPROVEMENT	SF	250,000	-	-	-	250,000	-	-
594	MN 999	8803-AM-19	2019	MNDOT	DISTRICTWIDE SETASIDE - COOPERATIVE AGREEMENTS - 2019	0.0	AM	COOP. CONST. AGREEMENT	SF	1,000,000	-	-	-	1,000,000	-	-
595	MN 999	8803-MA-19	2019	MNDOT	DISTRICTWIDE SETASIDE - MISC AGREEMENTS - 2019	0.0	MA	MISCELLANEOUS	SF	400,000	-	-	-	400,000	-	-
597	MN 999	8803-PM-19	2019	MNDOT	DISTRICTWIDE SETASIDE - PREVENTATIVE MAINTENANCE - 2019	0.0	PM	PREVENTIVE MAINTENANCE	SF	4,000,000	-	-	-	4,000,000	-	-
598	MN 999	8803-RB-19	2019	MNDOT	DISTRICTWIDE SETASIDE - LANDSCAPING - 2019	0.0	RB	LANDSCAPE PARTNERSHIP	SF	30,000	-	-	-	30,000	-	-
599	MN 999	8803-RW-19	2019	MNDOT	DISTRICTWIDE SETASIDE - RIGHT OF WAY - 2019	0.0	RW	RIGHT OF WAY	SF	1,500,000	-	-	-	1,500,000	-	-
600	MN 999	8803-RX-19	2019	MNDOT	DISTRICTWIDE SETASIDE - MISC ROAD & BRIDGE REPAIR (BARC) - 2019	0.0	RX	ROAD REPAIR	SF	2,500,000	-	-	-	2,500,000	-	-
601	MN 999	8803-SA-19	2019	MNDOT	DISTRICTWIDE SETASIDE - SUPPLEMENTAL AGREEMENTS - 2019	0.0	SA	SUPP. AGREE. & COST OVERRUNS	SF	4,000,000	-	-	-	4,000,000	-	-
602	MN 999	8803-SC-19	2019	MNDOT	DISTRICTWIDE SETASIDE - SAFETY IMPROVEMENTS - 2019	0.0	SC	TRAFFIC MGMT. SYSTEM	SF	300,000	-	-	-	300,000	-	-
										32,793,046	5,639,306	-	2,561,000	14,130,100	-	10,462,640

MPO: ST. CLOUD AREA PLANNING ORGANIZATION					FY 2017-FY 2020 STATE TRANSPORTATION IMPROVEMENT PROGRAM (STIP)											
SEQ #	ROUTE SYSTEM	PROJECT NUMBER	YEAR	AGENCY	PROJECT DESCRIPTION	MILES	PRGM	WORK TYPE	FUNDS	TOTAL	FHWA	AC	FTA	TH	BOND	OTHER
609	CSAH 29	005-629-015	2020	BENTON COUNTY	BENTON COUNTY CSAH 29, REHAB BR #05525 OVER MISSISSIPPI RIVER IN SARTELL	0.0	BI	BRIDGE JOINTS	STBG	275,000	165,488	-	-	-	-	109,512
611	CSAH 75	073-675-039	2020	STEARNS COUNTY	**AC**CSAH 75, FROM 0.1 MILES S OF 33RD ST S TO 0.1 MILES N OF 33RD ST S IN ST CLOUD, INTERSECTION IMPROVEMENTS (AC PROJECT, PAYBACK IN 2021)	0.0	SC	GRADE AND SURFACE	STBG	351,061	151,947	148,939	-	-	-	199,114
616	LOCAL 999	8803-SHL-20	2020	MNDOT	DISTRICTWIDE SETASIDES - HIGHWAY SAFETY IMPROVEMENT PROGRAM - 2020	0.0	SH	SAFETY TARGET	HSIP	1,761,448	1,585,303	-	-	-	-	176,145
617	MSAS 109	191-109-006	2020	SAUK RAPIDS	SAUK RAPIDS MSAS 109, FROM SUMMIT AVE S TO US 10, IN SAUK RAPIDS, RECONSTRUCTION BENTON DR INCL ROADWAY, SIDEWALK, DRAINAGE AND LIGHTING	0.0	RC	GRADE AND SURFACE	STBG	2,270,000	1,366,025	-	-	-	-	903,975
622	PED/BIKE	162-090-007	2020	ST. CLOUD	CONSTRUCT BEAVER ISLAND TRAIL PHASE 8 FROM THE EXISTING TRAIL AT ST CLOUD'S WASTE WATER TREATMENT FACILITY TO THE SOUTH ST CLOUD CITY LIMITS	0.0	EN	PEDESTRIAN BIKE TRAIL	SFBGTA	600,000	480,000	-	-	-	-	120,000
625	MN 15	7303-50	2020	MNDOT	MN 15, FROM RAILROAD CROSSING IN KIMBALLTO 66TH AVE IN ST AUGUSTA, RECLAMATION	12.1	RD	BITUMINOUS RECLAMATION	STBG	6,200,000	4,960,000	-	-	1,240,000	-	-
631	MN 999	8803-AM-20	2020	MNDOT	DISTRICTWIDE SETASIDE - COOPERATIVE AGREEMENTS - 2020	0.0	AM	COOP. CONST. AGREEMENT	SF	1,000,000	-	-	-	1,000,000	-	-
632	MN 999	8803-MA-20	2020	MNDOT	DISTRICTWIDE SETASIDE - MISC AGREEMENTS - 2020	0.0	MA	MISCELLANEOUS	SF	400,000	-	-	-	400,000	-	-
634	MN 999	8803-PM-20	2020	MNDOT	DISTRICTWIDE SETASIDE - PREVENTATIVE MAINTENANCE - 2020	0.0	PM	PREVENTIVE MAINTENANCE	SF	4,000,000	-	-	-	4,000,000	-	-
635	MN 999	8803-RB-20	2020	MNDOT	DISTRICTWIDE SETASIDE - LANDSCAPING - 2020	0.0	RB	LANDSCAPE PARTNERSHIP	SF	30,000	-	-	-	30,000	-	-
636	MN 999	8803-RW-20	2020	MNDOT	DISTRICTWIDE SETASIDE - RIGHT OF WAY - 2020	0.0	RW	RIGHT OF WAY	SF	2,000,000	-	-	-	2,000,000	-	-
637	MN 999	8803-RX-20	2020	MNDOT	DISTRICTWIDE SETASIDE - MISC ROAD & BRIDGE REPAIR (BARC) - 2020	0.0	RX	ROAD REPAIR	SF	2,500,000	-	-	-	2,500,000	-	-
638	MN 999	8803-SA-20	2020	MNDOT	DISTRICTWIDE SETASIDE - SUPPLEMENTAL AGREEMENTS - 2020	0.0	SA	SUPP. AGREE. & COST OVERRUNS	SF	5,100,000	-	-	-	5,100,000	-	-
639	MN 999	8803-SC-20	2020	MNDOT	DISTRICTWIDE SETASIDE - SAFETY IMPROVEMENTS - 2020	0.0	SC	TRAFFIC MGMT. SYSTEM	SF	300,000	-	-	-	300,000	-	-
640	MN 999	8803-SHS-20	2020	MNDOT	DISTRICTWIDE SETASIDES - HIGHWAY SAFETY IMPROVEMENT PROGRAM - 2020	0.0	SH	SAFETY TARGET	HSIP	1,000,000	900,000	-	-	100,000	-	-
										27,787,509	9,608,763	148,939	-	16,670,000	-	1,508,746

MPO: FARGO-MOORHEAD METROPOLITAN COUNCIL OF GOVERNMENTS					FY 2017-FY 2020 STATE TRANSPORTATION IMPROVEMENT PROGRAM (STIP)											
SEQ #	ROUTE SYSTEM	PROJECT NUMBER	YEAR	AGENCY	PROJECT DESCRIPTION	MILES	PRGM	WORK TYPE	FUNDS	TOTAL	FHWA	AC	FTA	TH	BOND	OTHER
641	BB	TRF-0034-17A	2017	MOORHEAD	SECT 5307: CITY OF MOORHEAD TRANSIT OPERATING ASSISTANCE	0.0	B9	OPERATE BUS	FTA	2,855,400	-	-	416,000	-	-	2,439,400
642	BB	TRF-0034-17B	2017	MOORHEAD	SECT 5307: MOORHEAD PLANNING ASSISTANCE	0.0	B9	PLANNING	FTA	22,000	-	-	17,600	-	-	4,400
643	BB	TRF-0034-17D	2017	MOORHEAD	CITY OF MOORHEAD, PURCHASE BUS (CLASS 400) AND BUS RELATED EQUIPMENT	0.0	B9	PREVENTIVE MAINTENANCE	FTA	65,000	-	-	52,000	-	-	13,000
644	BB	TRF-0034-17E	2017	MOORHEAD	SECT 5307: PURCHASE OF ONE (1) FIXED ROUTE CLASS 700 BUS (REPLACES UNIT 591)	0.0	B9	PREVENTIVE MAINTENANCE	FTA	482,000	-	-	385,600	-	-	96,400
645	BB	TRF-0034-17F	2017	MOORHEAD	SECTION 5307: PURCHASE OF ONE (1) FIXED ROUTE CLASS 700 BUS (REPLACES UNIT 592)	0.0	B9	PREVENTIVE MAINTENANCE	FTA	482,000	-	-	385,600	-	-	96,400
646	BB	TRF-0034-17G	2017	MOORHEAD	SECTION 5307: PURCHASE OF ONE (1) FIXED ROUTE CLASS 700 BUS (REPLACES UNIT 593)	0.0	B9	PREVENTIVE MAINTENANCE	FTA	482,000	-	-	385,600	-	-	96,400
665	PED/BIKE	144-090-017	2017	MOORHEAD	REPLACE OAK GROVE/MEMORIAL PARK PED/BIKE BRIDGE OVER THE RED RIVER IN MOORHEAD	0.0	EN	PEDESTRIAN BIKE TRAIL	STBGTA	1,050,000	420,000	-	-	-	-	630,000
666	I 94	1481-9066B	2017	MNDOT	**SPP** I-94, BRIDGE PAINTING AND REPAIR OVER THE RED RIVER (BRIDGE # 9066, 9067)	0.1	BI	PAINT BRIDGE	NHPP	1,500,000	567,000	-	-	63,000	-	870,000
675	US 10	1401-171	2017	MNDOT	**CHAP 152**US 10, FROM E OF CSAH 17 TO W OF 110ST S, GRADING, BITUMINOUS MILL/OVERLAY, BITUMINOUS SURFACING, ADA IMPROVMENTS AND SIGNAL SYSTEM (\$2.0M CHAP 152)	1.1	RC	MILL AND OVERLAY	BF	2,629,925	-	-	-	450,059	2,000,000	179,866
680	US 75	1406-66AC	2017	MNDOT	**PODI**AC** US 75 I-94/TH 75 INTERCHANGE MODIFICATION, GRADING, BITUMINOUS AND CONCRETE SURFACING, BITUMINOUS MILL AND OVERLAY, SIGNALS, LIGHTING, ADA IMPROVEMENTS, & BRIDGE #14X11 AND 14X12 (AC PAYBACK 1 OF 1)	1.5	MC	BRIDGE APPROACHES	NHPP	5,000,000	5,000,000	-	-	-	-	-
										14,568,325	5,987,000	-	1,642,400	513,059	2,000,000	4,425,866

MPO: FARGO-MOORHEAD METROPOLITAN COUNCIL OF GOVERNMENTS					FY 2017-FY 2020 STATE TRANSPORTATION IMPROVEMENT PROGRAM (STIP)												
SEQ #	ROUTE SYSTEM	PROJECT NUMBER	YEAR	AGENCY	PROJECT DESCRIPTION	MILES	PRGM	WORK TYPE	FUNDS	TOTAL	FHWA	AC	FTA	TH	BOND	OTHER	
690	BB	TRF-0034-18A	2018	MOORHEAD	SECT 5307: CITY OF MOORHEAD TRANSIT OPERATING ASSISTANCE	0.0	B9	OPERATE BUS	FTA	2,968,800	-	-	428,000	-	-	2,540,800	
691	BB	TRF-0034-18B	2018	MOORHEAD	SECT 5307: MOORHEAD PLANNING ASSISTANCE	0.0	B9	PLANNING	FTA	22,000	-	-	17,600	-	-	4,400	
692	BB	TRF-0034-18D	2018	MOORHEAD	CITY OF MOORHEAD, PURCHASE BUS (CLASS 400) AND BUS RELATED EQUIPMENT	0.0	B9	PREVENTIVE MAINTENANCE	FTA	66,625	-	-	53,300	-	-	13,325	
693	BB	TRF-0034-18E	2018	MOORHEAD	CITY OF MOORHEAD, PURCHASE VAN (CLASS 200) AND VAN RELATED EQUIPMENT	0.0	B9	PREVENTIVE MAINTENANCE	FTA	26,000	-	-	20,800	-	-	5,200	
700	CSAH 14	014-614-001	2018	CLAY COUNTY	**AC**CSAH 14, 1.8 MI E OF TH 336 REPLACE OLD BR# 92440 WITH NEW BR# 14555 OVER THE SOUTH BRANCH OF THE BUFFALO RIVER, (AC PROJECT, PAYBACK IN 2019)	0.0	BR	BRIDGE REPLACEMENT	STBG	827,500	515,000	172,500	-	-	-	312,500	
707	MSAS 129	144-129-005	2018	MOORHEAD	**AC**MSAS 129, 15TH AVE N FROM RED RIVER TO 28TH ST N, MILL AND OVERLAY, SIDEWALK/SHARED USE PATH , LIGHTING, SIGNAL, AND 28TH ST N FROM TH10 TO 15TH AVE N- MILL AND OVERLAY/BIKE LANE (ASSOC TO 1407-275) (AC PROJECT, PAYBACK IN 2019)	1.8	RS	MILL AND OVERLAY	STBG	2,016,700	1,461,553	283,300	-	-	-	555,147	
710	I 94	1480-175	2018	MNDOT	I-94, RED RIVER WEIGH STATION SIGNING (FUNDED BY DISTRICT C)	0.0	RB	SIGNING	NHPP	70,000	63,000	-	-	7,000	-	-	
711	I 94	1480-176	2018	OTTER TAIL COUNTY	I-94, RED RIVER, ERSKINE AND SAGINAW WEIGH SCALES, REPLACE LIGHTING SYSTEMS (DESIGNED BY DIST 4, FUNDED BY DISTRICT C, ATP 4 \$350,000; ATP 2 SP 6005-66 \$250,000 AND ATP 1 SP 6907-49 \$300,000)	0.0	RB	LIGHTING	STBG	350,000	315,000	-	-	35,000	-	-	
723	US 75	1406-74	2018	MNDOT	**ELLA** ON TH 75, SOUTH OF 46TH AVE S TO 30TH AVE S IN MOORHEAD - MILL & OVERLAY, GRADING, SIGNAL, ADA IMPROVEMENTS	1.3	MC	MILL AND INLAY	STBG	1,126,930	638,666	-	-	159,666	-	328,598	
724	US 75	1407-275	2018	MNDOT	US 75, TH 75/15TH AVE N IN MOORHEAD, SIGNAL (ASSOC TO 144-129-005)	0.0	SH	MISCELLANEOUS	HSIP	1,000,000	900,000	-	-	100,000	-	-	
										8,474,555	3,893,219	455,800	519,700	301,666	-	3,759,970	

MPO: FARGO-MOORHEAD METROPOLITAN COUNCIL OF GOVERNMENTS																
FY 2017-FY 2020 STATE TRANSPORTATION IMPROVEMENT PROGRAM (STIP)																
SEQ #	ROUTE SYSTEM	PROJECT NUMBER	YEAR	AGENCY	PROJECT DESCRIPTION	MILES	PRGM	WORK TYPE	FUNDS	TOTAL	FHWA	AC	FTA	TH	BOND	OTHER
733	BB	TRF-0034-19A	2019	MOORHEAD	SECT 5307: CITY OF MOORHEAD TRANSIT OPERATING ASSISTANCE	0.0	B9	OPERATE BUS	FTA	3,087,300	-	-	441,000	-	-	2,646,300
734	BB	TRF-0034-19B	2019	MOORHEAD	SECT 5307: MOORHEAD PLANNING ASSISTANCE	0.0	B9	PLANNING	FTA	23,000	-	-	18,400	-	-	4,600
735	BB	TRF-0034-19D	2019	MOORHEAD	CITY OF MOORHEAD, PURCHASE BUS (CLASS 400) AND BUS RELATED EQUIPMENT	0.0	B9	PREVENTIVE MAINTENANCE	FTA	69,750	-	-	55,800	-	-	13,950
736	BB	TRF-0034-19E	2019	MOORHEAD	CITY OF MOORHEAD, PURCHASE BUS (CLASS 400) AND BUS RELATED EQUIPMENT	0.0	B9	PREVENTIVE MAINTENANCE	FTA	69,750	-	-	55,800	-	-	13,950
737	BB	TRF-0034-19F	2019	MOORHEAD	CITY OF MOORHEAD, PURCHASE VAN (CLASS 200) AND VAN RELATED EQUIPMENT	0.0	B9	PREVENTIVE MAINTENANCE	FTA	27,000	-	-	21,600	-	-	5,400
740	CSAH 14	014-614-001AC	2019	CLAY COUNTY	**AC**CSAH 14, REPLACE OLD BR# 92440 WITH NEW BR# 14555 OVER THE SOUTH BRANCH OF THE BUFFALO RIVER, 1.8 MI E OF TH 336 (AC PAYBACK, 1 OF 1)	0.0	BR	BRIDGE REPLACEMENT	STBG	172,500	172,500	-	-	-	-	-
743	MSAS 129	144-129-005AC	2019	MOORHEAD	**AC** MSAS 129, 15TH AVE N FROM RED RIVER TO 28TH ST N, MILL AND OVERLAY, SIDEWALK, LIGHTING AND 28TH ST N FROM TH10 TO 15TH AVE N- MILL AND OVERLAY/BIKE LANE (ASSOC TO 144-129-005 & 1407-275) (AC PAYBACK, 1 OF 1)	1.8	RS	MILL AND OVERLAY	STBG	283,300	283,300	-	-	-	-	-
										3,732,600	455,800	-	592,600	-	-	2,684,200

MPO: FARGO-MOORHEAD METROPOLITAN COUNCIL OF GOVERNMENTS					FY 2017-FY 2020 STATE TRANSPORTATION IMPROVEMENT PROGRAM (STIP)												
SEQ #	ROUTE SYSTEM	PROJECT NUMBER	YEAR	AGENCY	PROJECT DESCRIPTION	MILES	PRGM	WORK TYPE	FUNDS	TOTAL	FHWA	AC	FTA	TH	BOND	OTHER	
761	BB	TRF-0034-20A	2020	MOORHEAD	SECT 5307: CITY OF MOORHEAD TRANSIT OPERATING ASSISTANCE	0.0	B9	OPERATE BUS	FTA	3,210,300	-	-	454,000	-	-	2,756,300	
762	BB	TRF-0034-20B	2020	MOORHEAD	SECT 5307: MOORHEAD PLANNING ASSISTANCE	0.0	B9	PLANNING	FTA	23,000	-	-	18,400	-	-	4,600	
763	BB	TRF-0034-20D	2020	MOORHEAD	CITY OF MOORHEAD, COMMUNICATION EQUIPMENT	0.0	B9	PREVENTIVE MAINTENANCE	FTA	59,000	-	-	47,200	-	-	11,800	
766	MSAS 129	144-118-016	2020	MOORHEAD	12 AVE S, FROM 8TH ST (TH 75) TO 20TH ST AND PAVEMENT REPLACMENT FROM 20TH ST TO SE MAIN AVE	1.4	RS	MILL AND OVERLAY	STBG	1,940,220	1,526,676	-	-	-	-	413,544	
										5,232,520	1,526,676	-	519,600	-	-	3,186,244	

MPO: LA CROSSE AREA PLANNING COMMITTEE					FY 2017-FY 2020 STATE TRANSPORTATION IMPROVEMENT PROGRAM (STIP)											
SEQ #	ROUTE SYSTEM	PROJECT NUMBER	YEAR	AGENCY	PROJECT DESCRIPTION	MILES	PRGM	WORK TYPE	FUNDS	TOTAL	FHWA	AC	FTA	TH	BOND	OTHER
788	BB	TRF-3780-17	2017	LA CRESCENT	SECT 5307: LACRESCENT TRANSIT OPERATING ASSISTANCE	0.0	B9	OPERATE BUS	FTA	351,052	-	-	94,000	-	-	257,052
807	PED/BIKE	236-090-002	2017	LA CRESCENT	WAGON WHEEL TRAIL - PHASE 2 CONSTRUCT TRAIL ALONG SHORE ACRES DRIVE AND OLD MONTE CARLO ROAD CONNECTING WAGON WHEEL TRAIL TO BOAT LANDING PARKING LOT AT THE NORTH SIDE OF THE WEST CHANNEL BRIDGE	0.0	EN	PED./BIKE IMPROVEMENT	STBGTA	392,763	314,210	-	-	-	-	78,553
810	MN 16	2801-87	2017	MNDOT	MN 16 FROM 0.56 MI W OF MN 26 TO 0.8 MI S OF US 61 AND US 61, NB AND SB FROM WI/MN SL TO 0.4 MI. E. TH 16/61 JCT - MEDIUM BITUMINOUS MILL AND OVERLAY - TIED WITH S.P. 2804-37 (TH 44 - HOKAH)	3.0	RS	BITUMINOUS OVERLAY	STBG	2,750,661	2,200,529	-	-	550,132	-	-
										3,494,476	2,514,739	-	94,000	550,132	-	335,605



MPO: LA CROSSE AREA PLANNING COMMITTEE					FY 2017-FY 2020 STATE TRANSPORTATION IMPROVEMENT PROGRAM (STIP)											
SEQ #	ROUTE SYSTEM	PROJECT NUMBER	YEAR	AGENCY	PROJECT DESCRIPTION	MILES	PRGM	WORK TYPE	FUNDS	TOTAL	FHWA	AC	FTA	TH	BOND	OTHER
840	BB	TRF-3780-18	2018	LA CRESCENT	SECT 5307: LACRESCENT TRANSIT OPERATING ASSISTANCE	0.0	B9	OPERATE BUS	FTA	361,584	-	-	72,317	-	-	289,267
										<b>361,584</b>	<b>-</b>	<b>-</b>	<b>72,317</b>	<b>-</b>	<b>-</b>	<b>289,267</b>

MPO: LA CROSSE AREA PLANNING COMMITTEE					FY 2017-FY 2020 STATE TRANSPORTATION IMPROVEMENT PROGRAM (STIP)											
SEQ #	ROUTE SYSTEM	PROJECT NUMBER	YEAR	AGENCY	PROJECT DESCRIPTION	MILES	PRGM	WORK TYPE	FUNDS	TOTAL	FHWA	AC	FTA	TH	BOND	OTHER
887	BB	TRF-3780-19	2019	LA CRESCENT	SECT 5307: LACRESCENT TRANSIT OPERATING ASSISTANCE	0.0	B9	OPERATE BUS	FTA	361,584	-	-	72,317	-	-	289,267
										<b>361,584</b>	<b>-</b>	<b>-</b>	<b>72,317</b>	<b>-</b>	<b>-</b>	<b>289,267</b>

MPO: LA CROSSE AREA PLANNING COMMITTEE					FY 2017-FY 2020 STATE TRANSPORTATION IMPROVEMENT PROGRAM (STIP)											
SEQ #	ROUTE SYSTEM	PROJECT NUMBER	YEAR	AGENCY	PROJECT DESCRIPTION	MILES	PRGM	WORK TYPE	FUNDS	TOTAL	FHWA	AC	FTA	TH	BOND	OTHER
936	BB	TRF-3780-20	2020	LA CRESCENT	SECT 5307: LACRESCENT TRANSIT OPERATING ASSISTANCE	0.0	B9	OPERATE BUS	FTA	361,584	-	-	72,317	-	-	289,267
949	I 90	8580-167	2020	MnDOT	I 90 WB FROM NEAR US 61/DAKOTA TO 0.618 MI W OF WB ENT RAMP FROM US 61 NB AND EB FROM NEAR US 61/DAKOTA TO 0.1 MI W OF S LIMITS OF DAKOTA, BITUMINOUS MILL AND OVERLAY	6.0	RS	BITUMINOUS OVERLAY	NHPP	4,200,000	3,780,000	-	-	420,000	-	-
										4,561,584	3,780,000	-	72,317	420,000	-	289,267

MPO: ROCHESTER-OLMSTED COUNCIL OF GOVERNMENTS					FY 2017-FY 2020 STATE TRANSPORTATION IMPROVEMENT PROGRAM (STIP)											
SEQ #	ROUTE SYSTEM	PROJECT NUMBER	YEAR	AGENCY	PROJECT DESCRIPTION	MILES	PRGM	WORK TYPE	FUNDS	TOTAL	FHWA	AC	FTA	TH	BOND	OTHER
785	BB	TRF-0047-17A	2017	ROCHESTER	SECT 5307: ROCHESTER DAR OPERATING ASSISTANCE	0.0	B9	OPERATE BUS	LF	842,924	-	-	-	-	-	842,924
786	BB	TRF-0047-17B	2017	ROCHESTER	SECT 5307: ROCHESTER RR OPERATING ASSISTANCE	0.0	B9	OPERATE BUS	FTA	8,699,157	-	-	2,000,000	-	-	6,699,157
787	BB	TRF-0047-17C	2017	ROCHESTER	ST MARY'S STATION - PLANNING AND DESIGN	0.0	B9	BUS GRANT CAPITAL IMPROVEMENT	FTA	120,000	-	-	96,000	-	-	24,000
790	CR 112	159-080-017	2017	ROCHESTER	CR 112, (18TH AVE NW), FROM 37TH STREET NW TO 55TH STREET NW IN ROCHESTER, BITUMINOUS PAVEMENT, TRAFFIC SIGNAL, STORM SEWER, CURB AND GUTTER	1.2	RS	BITUMINOUS PAVEMENT	STBG	6,200,000	2,289,425	-	-	-	-	3,910,575
817	US 14	5503-45	2017	MNDOT	**ELLA** US 14 FROM 0.2 MI E OF CSAH 19 TO W JCT MN 74, GRADING AND BITUMINOUS MILL AND OVERLAY	14.2	RS	MILL AND OVERLAY	STBG	4,929,687	3,943,750	-	-	985,937	-	-
819	US 52	2506-75	2017	MNDOT	**AC** US 52, NB LANES, ROCHESTER TO CANNON FALLS WITH EXCEPTIONS FROM R.P. 64.398 TO 66.632 AND R.P. 79.360 TO 82.206, MEDIUM BITUMINOUS OVERLAY AND HIGH TENSION CABLE MEDIAN BARRIER FROM R.P. 66.200 TO 79.100 (AC PROJECT, PAYBACK IN 2018) - SEE HSIP PORTION OF PROJECT UNDER 2506-75S	27.4	RS	BITUMINOUS OVERLAY	NHPP	10,550,000	8,330,000	550,000	-	2,220,000	-	-
820	US 52	2506-75S	2017	MNDOT	US 52, HIGH TENSION CABLE MEDIAN BARRIER FROM R.P. 66.200 TO 79.100 - HSIP PORTION OF PROJECT	12.9	SH	BITUMINOUS OVERLAY	HSIP	1,555,555	1,400,000	-	-	155,555	-	-
822	US 52	5507-63AC	2017	MNDOT	**AC**SPP** US 52 OVER US 63, REPLACE DECKS NB BRIDGE 55009 AND SB BRIDGE 55010 (AC PAYBACK 1 OF 1)	0.0	BR	BRIDGE REDECK	NHPP	2,242,518	2,242,518	-	-	-	-	-
825	US 63	5509-81	2017	MnDOT	**ITS** US 63, ITS - EXTENSION OF ROCHESTER TMS FROM I 90 TO 40TH ST SW	5.9	SC	ITS	NHPP	731,361	429,973	-	-	120,347	-	181,041
										35,871,202	18,635,666	550,000	2,096,000	3,481,839	-	11,657,697

MPO: ROCHESTER-OLMSTED COUNCIL OF GOVERNMENTS					FY 2017-FY 2020 STATE TRANSPORTATION IMPROVEMENT PROGRAM (STIP)											
SEQ #	ROUTE SYSTEM	PROJECT NUMBER	YEAR	AGENCY	PROJECT DESCRIPTION	MILES	PRGM	WORK TYPE	FUNDS	TOTAL	FHWA	AC	FTA	TH	BOND	OTHER
836	BB	TRF-0047-18	2018	ROCHESTER	SECT 5307: ROCHESTER DAR OPERATING ASSISTANCE	0.0	B9	BUS GRANT CAPITAL IMPROVEMENT	LF	859,782	-	-	-	-	-	859,782
837	BB	TRF-0047-18A	2018	ROCHESTER	SECT 5307: ROCHESTER RR OPERATING ASSISTANCE	0.0	B9	OPERATE BUS	FTA	9,061,116	-	-	2,000,000	-	-	7,061,116
838	BB	TRF-0047-18B	2018	ROCHESTER	ST MARY'S STATION - CONSTRUCTION	0.0	B9	BUS GRANT CAPITAL IMPROVEMENT	FTA	250,000	-	-	200,000	-	-	50,000
839	BB	TRF-0047-18C	2018	ROCHESTER	SECT 5307: CONSTRUCT PARK & RIDE (DMC)	0.0	B9	BUS GRANT CAPITAL IMPROVEMENT	FTA	1,000,000	-	-	800,000	-	-	200,000
842	CSAH 9	055-070-020	2018	OLMSTED COUNTY	CONSTRUCT ROUNDABOUT AT INTERSECTION CSAH 9 @ TH 42 - TO BE LET WITH MNDOT SP 5506-27	0.0	SH	SAFETY TARGET	HSIP	1,400,000	1,260,000	-	-	-	-	140,000
848	MSAS 106	159-106-020	2018	ROCHESTER	MSAS 106, 16TH AVE SW TO 11TH AVE SW, RECONSTRUCTION	0.4	RC	GRADE AND SURFACE	STBG	3,570,000	1,925,840	-	-	-	-	1,644,160
850	PED/BIKE	159-090-020	2018	ROCHESTER	ROCHESTER LINK - CHESTER WOODS TRAIL	0.0	EN	PED./BIKE IMPROVEMENT	STBGTA	935,500	531,250	-	-	-	-	404,250
859	US 52	2506-75AC	2018	MnDOT	**AC**US 52, NB LANES, ROCHESTER TO CANNON FALLS WITH EXCEPTIONS FROM RP 64.398 TO 66.632 AND RP 79.360 TO 82.206, MEDIUM BITUMINOUS OVERLAY (AC PAYBACK 1 OF 1)	27.4	RS	BITUMINOUS OVERLAY	NHPP	550,000	550,000	-	-	-	-	-
866	US 63	5510-84	2018	MnDOT	**AC** US 63, CSAH 33 TO TH 60, WHITETOPPING AND REPLACE BRIDGE 8831 AND 8313 OVER STREAM, ADA IMPROVEMENTS (AC PROJECT, PAYBACK IN 2019)	12.8	RS	BITUMINOUS OVERLAY	STBG	6,750,000	4,880,000	2,600,000	-	1,870,000	-	-
867	US 63	7908-35	2018	MnDOT	US 63, TH 60 TO CSAH 78, MEDIUM BITUMINOUS MILL AND OVERLAY AND MN 60 FROM APPLIEDALE DRIVE TO US 63 IN ZUMBRO FALLS, GRADING, BITUMINOUS AND ADA	8.7	RS	BITUMINOUS OVERLAY	STBG	4,800,000	3,840,000	-	-	960,000	-	-
										29,176,398	12,987,090	2,600,000	3,000,000	2,830,000	-	10,359,308

MPO: ROCHESTER-OLMSTED COUNCIL OF GOVERNMENTS					FY 2017-FY 2020 STATE TRANSPORTATION IMPROVEMENT PROGRAM (STIP)											
SEQ #	ROUTE SYSTEM	PROJECT NUMBER	YEAR	AGENCY	PROJECT DESCRIPTION	MILES	PRGM	WORK TYPE	FUNDS	TOTAL	FHWA	AC	FTA	TH	BOND	OTHER
884	BB	TRF-0047-19	2019	ROCHESTER	SECT 5307: ROCHESTER DAR OPERATING ASSISTANCE	0.0	B9	BUS GRANT CAPITAL IMPROVEMENT	LF	876,978	-	-	-	-	-	876,978
885	BB	TRF-0047-19A	2019	ROCHESTER	SECT 5307: ROCHESTER RR OPERATING ASSISTANCE	0.0	B9	OPERATE BUS	FTA	9,242,339	-	-	2,000,000	-	-	7,242,339
886	BB	TRF-0047-19B	2019	ROCHESTER	ST MARY'S STATION - CONSTRUCTION	0.0	B9	BUS GRANT CAPITAL IMPROVEMENT	FTA	250,000	-	-	200,000	-	-	50,000
890	CSAH 9	055-609-018AC	2019	OLMSTED COUNTY	**AC** CSAH 9, FROM CSAH 22 TO CR 119 SOUTH, RECONSTRUCTION AND CONCRETE MILL & OVERLAY. REPLACE BR #92150 WITH BR , REPLACE RAILROAD CROSSING USDOT NO. 193270F (AC PAYBACK 1 OF 1)	0.0	RC	SURFACING	STBG	354,848	354,848	-	-	-	-	-
899	LOCAL	159-020-020	2019	ROCHESTER	CSAH 2, (14TH STREET NE/VIOLA ROAD NE ) CONCRETE PAVEMENT RECONSTRUCTION FROM 11TH AVENUE NE TO EAST CIRCLE DRIVE (CSAH 22)	1.4	RC	GRADE AND SURFACE	STBG	5,600,000	2,067,200	-	-	-	-	3,532,800
903	PED/BIKE	159-010-011	2019	ROCHESTER	HIGHWAY 14 EAST TRAIL	0.0	EN	PED./BIKE IMPROVEMENT	STBGTA	777,700	575,900	-	-	-	-	201,800
913	US 52	2505-57	2019	MnDOT	**ITS** US 52 TMS PHASE III - ITS FROM ELK RUN TO MN 60 W INTERCHANGE	10.3	SC	ITS	NHPP	750,000	600,000	-	-	150,000	-	-
914	US 52	5507-64	2019	MnDOT	**SPP** US 52 FROM 0.1 MI N OF FILLMORE COUNTY CSAH 5 TO 0.2 MI S I90, BITUMINOUS MILL & OVERLAY, ADA IMPROVEMENTS AND REPLACE BRIDGE 6124, 8182 AND 8183	12.5	RS	BITUMINOUS OVERLAY	NHPP	8,626,010	6,696,008	-	-	1,930,002	-	-
919	US 63	5509-86	2019	MnDOT	**SEC164**US 63, FROM NORTH LIMITS OF STEWARTVILLE TO SOUTH LIMITS OF ROCHESTER JUST SOUTH OF TH 52, CABLE MEDIAN BARRIER	8.0	SH	TRAFFIC CONTROL DEVICES	HSIP	800,000	800,000	-	-	-	-	-
920	US 63	5510-84AC	2019	MnDOT	**AC** US 63, CSAH 33 TO TH 60, WHITETOPPING AND REPLACE BRIDGE 8831 AND 8313 OVER STREAM (AC PAYBACK 1 OF 1)	12.8	RS	BITUMINOUS OVERLAY	STBG	2,600,000	2,600,000	-	-	-	-	-
										29,877,875	13,693,956	-	2,200,000	2,080,002	-	11,903,917

MPO: ROCHESTER-OLMSTED COUNCIL OF GOVERNMENTS					FY 2017-FY 2020 STATE TRANSPORTATION IMPROVEMENT PROGRAM (STIP)											
SEQ #	ROUTE SYSTEM	PROJECT NUMBER	YEAR	AGENCY	PROJECT DESCRIPTION	MILES	PRGM	WORK TYPE	FUNDS	TOTAL	FHWA	AC	FTA	TH	BOND	OTHER
933	BB	TRF-0047-20	2020	ROCHESTER	SECT 5307: ROCHESTER DAR OPERATING ASSISTANCE	0.0	B9	BUS GRANT CAPITAL IMPROVEMENT	LF	876,978	-	-	-	-	-	876,978
934	BB	TRF-0047-20A	2020	ROCHESTER	SECT 5307: ROCHESTER RR OPERATING ASSISTANCE	0.0	B9	OPERATE BUS	FTA	9,242,339	-	-	2,000,000	-	-	7,242,339
935	BB	TRF-0047-20B	2020	ROCHESTER	SECT 5307: CONSTRUCT PARK & RIDE (DMC)	0.0	B9	BUS GRANT CAPITAL IMPROVEMENT	FTA	16,000,000	-	-	12,800,000	-	-	3,200,000
937	CSAH 9	159-020-022	2020	ROCHESTER	COLLEGE VIEW ROAD (CSAH 9) FROM 19TH AVE SE TO EAST CIRCLE DRIVE (CSAH 22) - CONCRETE PAVEMENT	1.1	RC	CONCRETE PAVEMENT	STBG	5,524,200	2,062,000	-	-	-	-	3,462,200
948	I 90	5580-91	2020	MnDOT	**AC** I 90 EB OVER US 52, BRIDGE 55810 AND WB OVER US 52, BRIDGE 55809, REHAB BRIDGES (AC PROJECT - PAYBACK IN 2021)	0.0	BR	BRIDGE REPLACEMENT	NHPP	1,225,000	968,500	1,340,000	-	256,500	-	-
958	US 52	5507-69	2020	MnDOT	US 52 NB AND SB FROM 0.2 MI S OF I 90 TO US 63, BITUMINOUS OVERLAY	5.8	RS	BITUMINOUS OVERLAY	NHPP	6,400,000	5,120,000	-	-	1,280,000	-	-
959	US 52	5507-69S	2020	MnDOT	US 52 FROM I-90 TO US 63 IN SOUTH ROCHESTER, CABLE MEDIAN BARRIER - HSIP PORTION OF S.P. 5507-69	0.0	SH	TRAFFIC CONTROL DEVICES	HSIP	722,222	650,000	-	-	72,222	-	-
										39,990,739	8,800,500	1,340,000	14,800,000	1,608,722	-	14,781,517

MPO: MANKATO-NORTH MANKATO AREA PLANNING ORGANIZATION					FY 2017-FY 2020 STATE TRANSPORTATION IMPROVEMENT PROGRAM (STIP)											
SEQ #	ROUTE SYSTEM	PROJECT NUMBER	YEAR	AGENCY	PROJECT DESCRIPTION	MILES	PRGM	WORK TYPE	FUNDS	TOTAL	FHWA	AC	FTA	TH	BOND	OTHER
977	BB	TRF-0028-17A	2017	MNDOT	SECT 5307: CITY OF MANKATO RR TRANSIT OPERATING ASSISTANCE	0.0	B9	OPERATE BUS	FTA	1,751,000	-	-	435,755	-	-	1,315,245
978	BB	TRF-0028-17B	2017	MNDOT	SECT 5307: CITY OF MANKATO RR TRANSIT PREVENTATIVE MAINTENANCE	0.0	B9	OPERATE BUS	FTA	263,000	-	-	188,000	-	-	75,000
979	BB	TRF-0028-17T	2017	MNDOT	CITY OF MANKATO PURCHASE 1 BUS (CLASS 400 LOW FLOOR) AND BUS RELATED EQUIPMENT	0.0	TR	PURCHASE BUS	FTA	155,000	-	-	124,000	-	-	31,000
980	RR	07-00125	2017	BLUE EARTH COUNTY	UP RR, UPGRADE EXISTING SIGNAL SYSTEM, CSAH 5, 3RD AVE	0.0	SR	RR X-ING IMPROVEMENTS	RRS	385,205	385,205	-	-	-	-	-
988	CSAH 12	007-612-021	2017	BLUE EARTH COUNTY	**AC**CSAH 12, FROM CSAH 17 TO TH 83, CONSTRUCT NEW ROAD AND ROUNDABOUT AT JCT TH 83 (TIED 0711-30)(AC PAYBACK IN 2020)	1.7	MC	GRADE AND SURFACE	STBG	8,632,000	1,150,000	1,368,000	-	-	-	7,482,000
992	LOCAL	007-070-003	2017	BLUE EARTH COUNTY	COUNTY WIDE, CURVE AND INTERSECTION SAFETY IMPROVEMENTS	0.0	SH	SIGNING	HSIP	654,700	589,230	-	-	-	-	65,470
994	LOCAL	137-080-002	2017	MANKATO	**AC**TED** ADAMS ST, FROM ROOSEVELT CIRCLE TO CSAH 12, CONSTRUCT NEW ROAD (AC PAYBACK IN 2018, 2019 & 2020)	0.6	MC	GRADE AND SURFACE	STBG	4,923,600	225,600	1,274,400	-	-	-	4,698,000
996	MUN 154	137-591-005	2017	MANKATO	**SRTS**INFRA IN MANKATO, INTERSECTION IMPROVEMENT AND PAVEMENT MARKING ALONG S RIVERFRONT BETWEEN SIBLEY ST AND OWATONNA ST	0.0	BT	GRADE AND SURFACE	STBGTA	287,020	229,616	-	-	-	-	57,404
999	PED/BIKE	137-591-003	2017	MANKATO	**SRTS**INFRA MANKATO, ALONG MAIN ST, DIVISION ST, DANE ST, PFAU ST, CAPITAL DR & MCCONNELL ST, CE & CONSTRUCTION OF SIDEWALK	1.4	BT	PED./BIKE IMPROVEMENT	STBGTA	516,407	356,142	-	-	-	-	160,265
1014	MN 83	0711-30	2017	MNDOT	MN83, JCT OF TH 83 & NEW CSAH 12, CONSTRUCT ROUNDABOUT (TIED 007-612-021)	0.3	AM	GRADE AND SURFACE	STBG	750,000	600,000	-	-	150,000	-	-
										18,317,932	3,535,793	2,642,400	747,755	150,000	-	13,884,384



MPO: MANKATO-NORTH MANKATO AREA PLANNING ORGANIZATION					FY 2017-FY 2020 STATE TRANSPORTATION IMPROVEMENT PROGRAM (STIP)											
SEQ #	ROUTE SYSTEM	PROJECT NUMBER	YEAR	AGENCY	PROJECT DESCRIPTION	MILES	PRGM	WORK TYPE	FUNDS	TOTAL	FHWA	AC	FTA	TH	BOND	OTHER
1030	BB	TRF-0028-18A	2018	MNDOT	SECT 5307: CITY OF MANKATO RR TRANSIT OPERATING ASSISTANCE	0.0	B9	OPERATE BUS	FTA	1,751,000	-	-	435,755	-	-	1,315,245
1031	BB	TRF-0028-18B	2018	MNDOT	SECT 5307: CITY OF MANKATO RR TRANSIT PREVENTATIVE MAINTENANCE	0.0	B9	OPERATE BUS	FTA	263,000	-	-	188,000	-	-	75,000
1032	BB	TRF-0028-18T	2018	MNDOT	CITY OF MANKATO PURCHASE 2 BUSES (CLASS 400) AND BUS RELATED EQUIPMENT	0.0	TR	PURCHASE BUS	FTA	320,000	-	-	256,000	-	-	64,000
1033	RR	07-00127	2018	BLUE EARTH COUNTY	UP RR, INSTALL GATES, CSAH 5, MANKATO	0.0	SR	RR X-ING IMPROVEMENTS	RRS	250,000	250,000	-	-	-	-	-
1034	RR	07-00128	2018	BLUE EARTH COUNTY	DME RR, INSTALL GATES, CSAH 26, 227TH ST	0.0	SR	RR X-ING IMPROVEMENTS	RRS	250,000	250,000	-	-	-	-	-
1035	RR	07-00129	2018	BLUE EARTH COUNTY	DME RR, INSTALL GATES, CSAH 56, 598TH AVE	0.0	SR	RR X-ING IMPROVEMENTS	RRS	250,000	250,000	-	-	-	-	-
1045	CSAH 90	007-070-005	2018	BLUE EARTH COUNTY	CSAH 90, AT THE JCT OF CSAH 90 & TH 22, CONSTRUCT ROUNDABOUT (TIED 0704-108) (AC PAYBACK IN 2019)	0.1	SH	TRAFFIC MGMT. SYSTEM	HSIP	67,800	-	610,200	-	-	-	67,800
1046	CSAH 999	007-070-004	2018	BLUE EARTH COUNTY	COUNTY WIDE, CURVE AND INTERSECTION SAFETY IMPROVEMENTS	0.0	SH	SIGNING	HSIP	457,526	411,773	-	-	-	-	45,753
1049	LOCAL	137-080-002AC1	2018	MANKATO	**AC**TED** ADAMS ST, FROM ROOSEVELT CIRCLE TO CSAH 12, CONSTRUCT NEW ROAD (AC PAYBACK 1 OF 3)	0.6	MC	GRADE AND SURFACE	STBG	254,400	254,400	-	-	-	-	-
1050	MSAS 116	150-116-009AC	2018	NORTH MANKATO	**AC** MSAS 116, ON LOOKOUT DRIVE FROM CAROL COURT TO HOWARD DRIVE IN NORTH MANKATO, RECONSTRUCT AND MILL & OVERLAY AND ADA (PAYBACK 1 OF 1)	0.0	MC	GRADE AND SURFACE	STBG	1,580,000	1,580,000	-	-	-	-	-
1051	MSAS 138	137-138-001	2018	MANKATO	MSAS 138, ALONG WARREN STREET FROM BALCERZAK DRIVE TO STADIUM RD, CONSTRUCT SIDEWALK, SIGNALS AND ADDITIONAL PEDESTRIAN CHANNELIZATION AT VARIOUS LOCATIONS	0.4	BT	PED./BIKE IMPROVEMENT	STBGTA	721,485	400,000	-	-	-	-	321,485
1057	MN 22	0704-108	2018	MNDOT	MN 22, FROM CSAH 15 TO CSAH 90, REHAB ROADWAY AND AT JCT OF CSAH 90, CONSTRUCT ROUNDABOUT (TIED 007-070-005)(ASSOC. 0704-108S)	2.3	AM	MILL AND OVERLAY	STBG	1,822,000	1,457,600	-	-	364,400	-	-
1058	MN 22	0704-108S	2018	MNDOT	MN 22, AT JCT OF CSAH 90, CONSTRUCT ROUNDABOUT (TIED 007-070-005)(ASSOC. 0704-108)(AC PAYBACK IN 2019)	2.3	AM	GRADE AND SURFACE	HSIP	100,000	-	900,000	-	100,000	-	-
										8,087,211	4,853,773	1,510,200	879,755	464,400	-	1,889,283

MPO: MANKATO-NORTH MANKATO AREA PLANNING ORGANIZATION					FY 2017-FY 2020 STATE TRANSPORTATION IMPROVEMENT PROGRAM (STIP)											
SEQ #	ROUTE SYSTEM	PROJECT NUMBER	YEAR	AGENCY	PROJECT DESCRIPTION	MILES	PRGM	WORK TYPE	FUNDS	TOTAL	FHWA	AC	FTA	TH	BOND	OTHER
1077	BB	TRF-0028-19A	2019	MNDOT	SECT 5307: CITY OF MANKATO RR TRANSIT OPERATING ASSISTANCE	0.0	B9	OPERATE BUS	FTA	1,751,000	-	-	435,755	-	-	1,315,245
1078	BB	TRF-0028-19B	2019	MNDOT	SECT 5307: CITY OF MANKATO RR TRANSIT PREVENTATIVE MAINTENANCE	0.0	B9	OPERATE BUS	FTA	255,000	-	-	188,000	-	-	67,000
1079	BB	TRF-0028-19T	2019	MNDOT	CITY OF MANKATO PURCHASE BUS (CLASS 400) AND BUS RELATED EQUIPMENT	0.0	TR	PURCHASE BUS	FTA	165,000	-	-	132,000	-	-	33,000
1085	CSAH 90	007-070-005AC	2019	BLUE EARTH COUNTY	CSAH 90, AT THE JCT OF CSAH 90 & TH 22, CONSTRUCT ROUNDABOUT (TIED 0704-108) (AC PAYBACK 1 OF 1)	0.1	SH	TRAFFIC MGMT. SYSTEM	HSIP	610,200	610,200	-	-	-	-	-
1086	LOCAL	137-080-002AC2	2019	MANKATO	**AC**TED** ADAMS ST, FROM ROOSEVELT CIRCLE TO CSAH 12, CONSTRUCT NEW ROAD (PAYBACK 2 OF 3)	0.6	MC	GRADE AND SURFACE	STBG	384,000	384,000	-	-	-	-	-
1094	MN 22	0704-108SAC	2019	MNDOT	**AC**MN 22, AT JCT OF CSAH 90, CONSTRUCT ROUNDABOUT (TIED 007-070-005) (AC PAYBACK 1 OF 1)	2.3	AM	GRADE AND SURFACE	HSIP	900,000	900,000	-	-	-	-	-
										4,065,200	1,894,200	-	755,755	-	-	1,415,245

MPO: MANKATO-NORTH MANKATO AREA PLANNING ORGANIZATION					FY 2017-FY 2020 STATE TRANSPORTATION IMPROVEMENT PROGRAM (STIP)											
SEQ #	ROUTE SYSTEM	PROJECT NUMBER	YEAR	AGENCY	PROJECT DESCRIPTION	MILES	PRGM	WORK TYPE	FUNDS	TOTAL	FHWA	AC	FTA	TH	BOND	OTHER
1109	BB	TRF-0028-20A	2020	MNDOT	SECT 5307: CITY OF MANKATO RR TRANSIT OPERATING ASSISTANCE	0.0	B9	OPERATE BUS	FTA	1,751,000	-	-	435,755	-	-	1,315,245
1110	BB	TRF-0028-20B	2020	MNDOT	SECT 5307: CITY OF MANKATO RR TRANSIT PREVENTATIVE MAINTENANCE	0.0	B9	OPERATE BUS	FTA	255,000	-	-	188,000	-	-	67,000
1111	BB	TRF-0028-20T	2020	MNDOT	SECTION 5307: CITY OF MANKATO – REPLACE 1 CLASS LF 400 BUS	0.0	TR	PURCHASE BUS	FTA	170,000	-	-	136,000	-	-	34,000
1112	BB	TRS-0028-20	2020	MNDOT	CITY OF MANKATO PURCHASE BUS (CLASS 400) AND BUS RELATED EQUIPMENT	0.0	TR	PURCHASE BUS	STBG	165,318	132,254	-	-	-	-	33,064
1113	CSAH 12	007-612-021AC	2020	BLUE EARTH COUNTY	**AC**CSAH 12, FROM CSAH 17 TO TH 83, CONSTRUCT NEW ROAD AND ROUNDABOUT AT JCT TH 83 (TIED 0711-30)(AC PAYBACK 1 OF 1)	1.7	MC	GRADE AND SURFACE	STBG	1,368,000	1,368,000	-	-	-	-	-
1117	LOCAL	137-080-002AC3	2020	MANKATO	**AC**TED** ADAMS ST, FROM ROOSEVELT CIRCLE TO CSAH 12, CONSTRUCT NEW ROAD (PAYBACK 3 OF 3)	0.6	MC	GRADE AND SURFACE	STBG	636,000	636,000	-	-	-	-	-
1119	PED/BIKE	150-090-003	2020	NORTH MANKATO	AROUND DAKOTA MEADOWS SCHOOL IN NORTH MANKATO, IMPROVE VARIOUS CROSSINGS AND CONSTRUCT TRAILS	0.0	MC	GRADE AND SURFACE	STBGTA	334,200	267,360	-	-	-	-	66,840
1128	US 14	0702-125	2020	MNDOT	**ELLA** US 14, FROM 0.3 MI W OF LOOKOUT DRIVE TO TH 22, MILL & OVERLAY, REHAB BR 91387	7.0	RS	MILL AND OVERLAY	NHPP	6,000,000	4,800,000	-	-	1,200,000	-	-
										10,679,518	7,203,614	-	759,755	1,200,000	-	1,516,149



# **Highway Safety Improvement Program (HSIP)**



---

## HIGHWAY SAFETY IMPROVEMENT PROGRAM (HSIP)

The Highway Safety Improvement Program (HSIP) is a core Federal-aid program. The goal of the program is to achieve a significant reduction in traffic fatalities and serious injuries on all public roads. HSIP requires a data-driven, strategic approach to improve highway safety. HSIP goals for each district and ATP are determined by fatal and serious injury crashes. HSIP funds are managed at the statewide level by the Office of Traffic, Safety and Technology (OTST) and by the Office of Transportation System Management (OTSM).

MnDOT projects were selected for the 2017-2020 STIP through a centralized process. Three separate solicitations were held for the Greater Minnesota local projects, Greater Minnesota District projects and Metro projects. Low cost, systematic, projects were prioritized over reactive single location improvements. Projects funded include: systematic intersection lighting, enhanced edge lines, rumble strips, chevrons on curves and cable median barrier. The Office of Traffic, Safety and Technology approves all state and local HSIP projects before they are included in the STIP.

Projects were selected using the following criteria:

- Road Safety Plan developed project
- Ability to meet the intent of the SHSP
- Critical Crash rates
- SHSP (critical emphasis areas)
- Cost per intersection and/or cost per mile
- ADT

For Greater Minnesota the selection committee was comprised of individuals from the following offices:

- MnDOT Office of Traffic, Safety and Technology
- FHWA (Advisory)
- MnDOT Office of State Aid for Local Transportation (local solicitation only)

For the Metro District ATP the selection committee was comprised of individual representing:

- MnDOT Metro Traffic (2)
- Metro County Engineering (2)
- Metro City Engineering (2)

<b>Figure A-2 HIGHWAY SAFETY IMPROVEMENT PROGRAM FUNDING BY YEAR (\$ MILLIONS)</b>					
	<b>2017</b>	<b>2018</b>	<b>2019</b>	<b>2020</b>	<b>TOTAL</b>
<b>Federal Highway Funds</b>	<b>42</b>	<b>42</b>	<b>40</b>	<b>36</b>	<b>160</b>

HIGHWAY SAFETY IMPROVEMENT PROGRAM				FY 2017-FY 2020 STATE TRANSPORTATION IMPROVEMENT PROGRAM (STIP)													
SEQ #	ATP	ROUTE SYSTEM	PROJECT NUMBER	YEAR	AGENCY	PROJECT DESCRIPTION	MILES	PRGM	WORK TYPE	FUNDS	TOTAL	FHWA	AC	FTA	TH	BOND	OTHER
17	1	LOCAL	009-072-001	2017	CARLTON COUNTY	COUNTYWIDE, VARIOUS LOCATIONS, INSTALL 2017 RURAL INTERSECTION LIGHTING (TIED TO 031-072-003, 069-072-001) ST LOUIS CO IS LEAD AGENCY	0.0	SH	LIGHTING	HSIP	327,537	294,783	-	-	-	-	32,754
19	1	LOCAL	031-072-002	2017	ITASCA COUNTY	COUNTYWIDE, VARIOUS LOCATIONS, INSTALL 2017 RURAL INTERSECTION LIGHTING (TIED TO 009-072-001, 069-072-001) ST LOUIS CO IS LEAD AGENCY	0.0	SH	LIGHTING	HSIP	327,537	294,783	-	-	-	-	32,754
20	1	LOCAL	069-070-025	2017	ST. LOUIS COUNTY	COUNTYWIDE TRAFFIC SIGNAL CONFIRMATION LIGHTS PROJECT INSTALL RED LIGHT-RUNNING CONFIRMATION LIGHTS AT 14 LOCATIONS IN DULUTH AND HERMANTOWN	0.0	SH	LIGHTING	HSIP	84,000	75,600	-	-	-	-	8,400
21	1	LOCAL	069-072-001	2017	ST. LOUIS COUNTY	COUNTYWIDE, VARIOUS LOCATIONS, INSTALL 2017 RURAL INTERSECTION LIGHTING (TIED TO 009-072-001,031-072-002) ST LOUIS CO IS LEAD AGENCY	0.0	SH	LIGHTING	HSIP	327,537	294,783	-	-	-	-	32,754
28	1	LOCAL 999	069-070-024	2017	ST. LOUIS COUNTY	CSAH 13 AND CSAH 45 MAINLINE DYNAMIC WARNING SYSTEM PROJECT	0.0	SH	SAFETY TARGET	HSIP	60,000	54,000	-	-	-	-	6,000
29	1	LOCAL 999	088-070-048	2017	HIBBING	US 169, IN HIBBING AT JCT MN 37, ROUNDABOUT (ASSOC 6934-117)	0.0	SH	SIGNAL REVISION	HSIP	350,000	315,000	-	-	-	-	35,000
64	1	US 169	6934-117	2017	MNDOT	**AC**US 169 NB&SB, IN HIBBING JCT US 169/MN 37 ROUNDABOUT & MN 37 FR JCT US169/MN37 TO 0.29 MI E MILL & OVERLAY (ASSOC 088-070-048) (AC PROJECT PAYBACK IN 2018)	0.2	SH	SIGNAL REVISION	HSIP	1,455,000	1,200,000	1,095,000	-	255,000	-	-
251	2	LOCAL	004-070-018	2017	BELTRAMI COUNTY	COUNTYWIDE MAINLINE DYNAMIC WARNING SIGNS (CAPPED \$54,000)	0.0	SH	TRAFFIC MGMT. SYSTEM	HSIP	60,000	54,000	-	-	-	-	6,000
253	2	LOCAL	029-070-005	2017	HUBBARD COUNTY	COUNTYWIDE INTERSECTION RE-CONSTRUCTION AND LIGHTING (CAPPED \$315,000)	0.0	SH	LIGHTING	HSIP	350,000	315,000	-	-	-	-	35,000
254	2	LOCAL	054-070-007AC	2017	NORMAN COUNTY	**AC** COUNTYWIDE SHOULDER PAVING, RUMBLE STRIP & SAFETY WEDGE (AC PAYBACK 1 OF 1)	0.0	SH	PAVE SHOULDER	HSIP	234,000	234,000	-	-	-	-	-
255	2	LOCAL	088-070-051	2017	LOCAL	DISTRICTWIDE GROUND IN WET REFLECTIVE EDGE STRIPING (CAPPED \$346,545)	0.0	SH	STRIPING	HSIP	385,050	346,545	-	-	-	-	38,505
263	2	MN 92	1506-40	2017	MNDOT	MN 92 & CSAH 26/27 INTERSECTION ADD RICWS SYSTEM AND LIGHTING (2017 HSIP FUNDS)	0.0	SH	LIGHTING	HSIP	162,000	145,800	-	-	16,200	-	-
416	3	CSAH 1	071-070-034	2017	SHERBURNE COUNTY	CSAH 1, INSTALL LED STOP SIGNS ON SHERBURNE CSAH 1 AT CSAH 4 INTERSECTION WEST OF ZIMMERMAN, AND INSTALL LED STOP SIGNS ON SHERBURNE CSAH 16 AT CSAH 11 INTERSECTION SOUTH OF SANTIAGO	0.0	SH	SIGNING	HSIP	32,111	28,900	-	-	-	-	3,211
417	3	CSAH 2	073-070-013	2017	STEARNS COUNTY	CSAH 2 FROM GREYSTONE RD TO CSAH 75 AND FROM N LIMITS OF ST JOSEPH TO CSAH 4, AND ON STEARNS CSAH 133 FROM N LIMITS OF ST JOSEPH TO 19TH AVE IN SARTELL, INSTALL RUMBLE STRIPS	16.2	SH	SAFETY TARGET	HSIP	60,658	54,592	-	-	-	-	6,066
430	3	LOCAL 999	011-070-005	2017	CASS COUNTY	COUNTYWIDE, 6" EPOXY EDGETRIPE STRIPE ON MULTIPLE CASS COUNTY ROADS	0.0	SH	STRIPING	HSIP	367,611	330,850	-	-	-	-	36,761
431	3	LOCAL 999	011-070-006	2017	CASS COUNTY	COUNTYWIDE, 6" GROUND IN WET REFLECTIVE EDGETRIPE STRIPE ON MULTIPLE CASS COUNTY ROADS	0.0	SH	STRIPING	HSIP	454,147	408,732	-	-	-	-	45,415
432	3	LOCAL 999	030-070-008	2017	ISANTI COUNTY	COUNTYWIDE, GROUND IN WET REFLECTIVE MARKING ON MULTIPLE ISANTI COUNTY ROADS	0.0	SH	STRIPING	HSIP	193,071	173,764	-	-	-	-	19,307
433	3	LOCAL 999	030-070-009	2017	ISANTI COUNTY	COUNTYWIDE, INSTALL CHEVRON SIGNS ON MULTIPLE COUNTY ROADS	0.0	SH	SIGNING	HSIP	58,611	52,750	-	-	-	-	5,861



HIGHWAY SAFETY IMPROVEMENT PROGRAM																	
FY 2017-FY 2020 STATE TRANSPORTATION IMPROVEMENT PROGRAM (STIP)																	
SEQ #	ATP	ROUTE SYSTEM	PROJECT NUMBER	YEAR	AGENCY	PROJECT DESCRIPTION	MILES	PRGM	WORK TYPE	FUNDS	TOTAL	FHWA	AC	FTA	TH	BOND	OTHER
434	3	LOCAL 999	049-070-015	2017	MORRISON COUNTY	COUNTYWIDE, CHEVRONS AT MULTIPLE LOCATIONS ON MORRISON COUNTY ROADS	0.0	SH	SIGNING	HSIP	210,111	189,100	-	-	-	-	21,011
435	3	LOCAL 999	049-070-016	2017	MORRISON COUNTY	COUNTYWIDE, GROUND IN 6" EPOXY WET REFLECTIVE MARKING ON MULTIPLE MORRISON COUNTY ROADS	0.0	SH	STRIPING	HSIP	401,000	360,900	-	-	-	-	40,100
436	3	LOCAL 999	049-070-017	2017	MORRISON COUNTY	COUNTYWIDE, 6" MARKINGS ON MULTIPLE MORRISON COUNTY ROADS	0.0	SH	STRIPING	HSIP	366,347	329,712	-	-	-	-	36,635
437	3	LOCAL 999	073-070-012	2017	STEARNS COUNTY	COUNTYWIDE, GROUND IN WET REFLECTIVE EPOXY MARKINGS ON MULTIPLE STEARNS COUNTY ROADS	0.0	SH	STRIPING	HSIP	239,111	215,200	-	-	-	-	23,911
438	3	LOCAL 999	073-070-014	2017	STEARNS COUNTY	COUNTYWIDE, GROUND IN WET REFLECTIVE STRIPING ON MULTIPLE COUNTY ROADS	0.0	SH	STRIPING	HSIP	359,111	323,200	-	-	-	-	35,911
439	3	LOCAL 999	077-070-008	2017	TODD COUNTY	COUNTYWIDE, GROUND IN WET REFLECTIVE PAVEMENT MARKING ON MULTIPLE TODD COUNTY ROADS	0.0	SH	STRIPING	HSIP	157,111	141,400	-	-	-	-	15,711
440	3	LOCAL 999	086-070-013	2017	WRIGHT COUNTY	CSAH 6/CSAH 35 AND AT WRIGHT COUNTY CSAH 8/CSAH, 35INTERSECTION, CONFLICT WARNING SYSTEMS	0.0	SH	WARNING FLASHERS	HSIP	212,111	190,900	-	-	-	-	21,211
454	3	I 94	7380-250	2017	MNDOT	**SEC164** I-94 FROM MN 15 TO STEARNS CSAH 75 IN ST CLOUD, REPLACE MEDIAN CABLE GUARDRAIL	4.2	SH	MEDIAN BARRIER	HSIP	910,000	910,000	-	-	-	-	-
460	3	MN 25	0507-145	2017	MNDOT	MN 25, FROM JCT MN 95 TO JCT MN 23 IN FOLEY, PAVE SHOULDERS (HSIP PROJECT)	5.0	SH	BITUMINOUS RECLAMATION	HSIP	450,000	405,000	-	-	45,000	-	-
463	3	MN 55	8606-61	2017	MNDOT	**SEC164** MN 55, CONSTRUCT LEFT TURN LANE AND SIGNAL SYSTEM AT JCT OF WRIGHT CSAH 3 WEST OF ANNANDALE ( TO BE AUTHORIZED WITH FFY2016 SECTION 164 FUNDS)	0.0	SH	TURN LANES	HSIP	805,000	805,000	-	-	-	-	-
468	3	MN 101	8608-30	2017	MNDOT	MN 101, FROM BRIDGE #27020 OVER THE CROW RIVER IN SAINT MICHAEL TO BRIDGE #86006 OVER THE MISSISSIPPI RIVER IN OTSEGO, INSTALL CABLE MEDIAN BARRIER	4.4	SH	MEDIAN BARRIER	HSIP	854,000	768,600	-	-	85,400	-	-
470	3	MN 238	7323-125	2017	MNDOT	MN 238, FROM .4 MI NORTH OF RAILROAD AVE IN ALBANY TO MORRISON CR 21 IN UPSULA, RECLAMATION AND SHOULDER WIDENING	13.9	SH	BITUMINOUS RECLAMATION	HSIP	454,300	408,870	-	-	45,430	-	-
658	4	CSAH 3	078-070-003S	2017	TRAVERSE COUNTY	TRAVERSE COUNTY LOCAL HSIP, ON CSAH 3, FROM S COUNTY LINE TO TH 27, BITUMINOUS OVERLAY, SHOULDER PAVEMENT, SAFETY WEDGE AND RUMBLE STRIPES (ASSOCIATED TO SP 078-603-006)	9.1	SH	SHOULDER REPAIR	HSIP	1,980,000	328,752	-	-	-	-	1,651,248
661	4	CSAH 22	003-070-012	2017	BECKER COUNTY	**SEC164**US 59/CSAH 22, BECKER COUNTY AGREEMENT, ROUNDABOUT, GRADING, BITUMINOUS MILL AND SURFACING, AND ADA IMPROVEMENTS (ASSOCIATED TO SP 0304-34)	0.0	SH	GRADING	HSIP	856,000	856,000	-	-	-	-	-
662	4	LOCAL 999	006-072-002	2017	BIG STONE COUNTY	**AC** DISTRICTWIDE LOCAL HSIP - LIGHTING, VARIOUS LOCATIONS (ASSOCIATED SP 8824-145, AC PROJECT, PAYBACK IN 2018)	0.0	SH	LIGHTING	HSIP	14,000	-	360,900	-	-	-	14,000
663	4	LOCAL 999	056-072-001	2017	OTTER TAIL COUNTY	DISTRICTWIDE LOCAL HSIP, LATEX AND EPOXY EDGELINES	0.0	SH	STRIPING	HSIP	1,134,347	1,020,912	-	-	-	-	113,435
677	4	US 59	0304-34	2017	MNDOT	**SEC164** US 59, AT CSAH 22, GRADING, BITUMINOUS MILL & OVERLAY, BITUMINOUS SURFACING, ROUNDABOUT, ADA IMPROVEMENTS (ASSOCIATED TO SP 003-070-012)	1.0	SH	GRADE AND SURFACE	HSIP	1,144,000	1,144,000	-	-	-	-	-

HIGHWAY SAFETY IMPROVEMENT PROGRAM																	
FY 2017-FY 2020 STATE TRANSPORTATION IMPROVEMENT PROGRAM (STIP)																	
SEQ #	ATP	ROUTE SYSTEM	PROJECT NUMBER	YEAR	AGENCY	PROJECT DESCRIPTION	MILES	PRGM	WORK TYPE	FUNDS	TOTAL	FHWA	AC	FTA	TH	BOND	OTHER
688	4	MN 999	8824-136	2017	MNDOT	**DEB**DISTRICTWIDE SAFETY IMPROVEMENTS (STATE HSIP) - RUMBLE/MUMBLE STRIPES, VARIOUS LOCATIONS	0.0	SH	MISCELLANEOUS	HSIP	1,100,000	990,000	-	-	110,000	-	-
792	6	CSAH 1	024-070-023	2017	FREEBORN COUNTY	CSAH 1, FROM US 65 TO CSAH 30, TWO FOOT SHOULDER PAVING WITH SAFETY WEDGE AND RUMBLE STRIPES	0.0	SH	SAFETY TARGET	HSIP	223,000	200,700	-	-	-	-	22,300
793	6	CSAH 1	024-070-024	2017	FREEBORN COUNTY	CSAH 1, FROM CSAH 30 TO EAST COUNTY LINE, TWO FOOT SHOULDER PAVING WITH SAFETY WEDGE AND RUMBLE STRIPES	0.0	SH	SAFETY TARGET	HSIP	315,500	283,950	-	-	-	-	31,550
794	6	CSAH 1	024-070-025	2017	FREEBORN COUNTY	CSAH 1, FROM CSAH 18 TO US 65, TWO FOOT SHOULDER PAVING WITH SAFETY WEDGE AND RUMBLE STRIPES	0.0	SH	SAFETY TARGET	HSIP	319,000	287,100	-	-	-	-	31,900
797	6	CSAH 8	066-070-016	2017	RICE COUNTY	CSAH 8, MILL, RECLAIM, BITUMINOUS SURFACING, SHOULDER PAVING AND RUMBLE STRIPES	0.0	SH	SAFETY TARGET	HSIP	250,000	225,000	-	-	-	-	25,000
798	6	CSAH 15	079-070-008	2017	WABASHA COUNTY	CSAH 15, SHOULDER PAVING, RUMBLE STRIPES AND SAFETY EDGE	0.0	SH	SAFETY TARGET	HSIP	166,666	150,000	-	-	-	-	16,666
801	6	LOCAL	024-072-001	2017	FREEBORN COUNTY	DISTRICTWIDE - 6" EDGELINE EPOXY	0.0	SH	SAFETY TARGET	HSIP	1,225,342	1,102,808	-	-	-	-	122,534
820	6	US 52	2506-755	2017	MNDOT	US 52, HIGH TENSION CABLE MEDIAN BARRIER FROM R.P. 66.200 TO 79.100 - HSIP PORTION OF PROJECT	12.9	SH	BITUMINOUS OVERLAY	HSIP	1,555,555	1,400,000	-	-	155,555	-	-
984	7	CSAH 1	017-070-003	2017	COTTONWOOD COUNTY	CSAH 1, FROM CSAH 27 TO TH 30, OVERLAY, PAVE SHOULDERS AND RUMBLE STRIPES	7.4	SH	BITUMINOUS PAVEMENT	HSIP	3,500,000	270,000	-	-	-	-	3,230,000
986	7	CSAH 5	083-070-007AC	2017	WATONWAN COUNTY	**AC**CSAH 5, FROM 330TH ST TO TH 30, CONCRETE OVERLAY, PAVE SHOULDERS, RUMBLE STRIPES AND INTERSECTION IMPROVEMENTS (AC PAYBACK 1 OF 1)	4.0	SH	PAVE SHOULDER	HSIP	225,000	225,000	-	-	-	-	-
987	7	CSAH 5	083-070-008AC	2017	WATONWAN COUNTY	**AC**CSAH 5, FROM COUNTY ROAD 105 TO 330TH ST, CONCRETE OVERLAY, PAVE SHOULDERS, RUMBLE STRIPES, CHEVRONS AND INTERSECTION IMPROVEMENTS (AC PAYBACK 1 OF 1)	2.0	SH	PAVE SHOULDER	HSIP	229,500	229,500	-	-	-	-	-
992	7	LOCAL	007-070-003	2017	BLUE EARTH COUNTY	COUNTY WIDE, CURVE AND INTERSECTION SAFETY IMPROVEMENTS	0.0	SH	SIGNING	HSIP	654,700	589,230	-	-	-	-	65,470
1147	8	LOCAL 999	041-070-004	2017	LINCOLN COUNTY	COUNTYWIDE, CHEVERONS & PAVEMENT MARKINGS	0.0	SH	STRIPING	HSIP	388,889	350,000	-	-	-	-	38,889
1148	8	LOCAL 999	042-070-009	2017	LYON COUNTY	COUNTYWIDE, CHEVERON INSTALLATION	0.0	SH	SIGNING	HSIP	31,111	28,000	-	-	-	-	3,111
1149	8	LOCAL 999	042-070-010	2017	LYON COUNTY	COUNTYWIDE, DURABLE PAVEMENT MARKINGS	0.0	SH	STRIPING	HSIP	392,222	353,000	-	-	-	-	39,222
1150	8	LOCAL 999	043-070-012	2017	MCLEOD COUNTY	COUNTYWIDE, 6" EDGELINE	0.0	SH	STRIPING	HSIP	75,556	68,000	-	-	-	-	7,556
1151	8	LOCAL 999	051-070-004	2017	MURRAY COUNTY	COUNTYWIDE, GROUND IN WET REFLECTIVE	0.0	SH	STRIPING	HSIP	314,444	283,000	-	-	-	-	31,444
1152	8	LOCAL 999	065-070-008	2017	RENNVILLE COUNTY	COUNTYWIDE, 6" EDGELINE	0.0	SH	STRIPING	HSIP	92,222	83,000	-	-	-	-	9,222
1153	8	LOCAL 999	087-070-008	2017	YELLOW MEDICINE COUNTY	COUNTYWIDE, 6" EDGELINE (EPOXY & LATEX)	0.0	SH	STRIPING	HSIP	38,889	35,000	-	-	-	-	3,889
1172	8	US 59	4208-59	2017	MNDOT	**DEB**US 59, US 59 & LYON CSAH 6, LEFT TURN LANE (2017 HSIP PROJECT)	0.4	SH	TURN LANES	HSIP	550,000	495,000	-	-	55,000	-	-
1176	8	US 71	3417-18S	2017	MNDOT	**DEB** US 71, JCT US 71/KANDIYOHI CSAH 40 & ALSO AT US 71/CSAH 29 (TWO LOCATIONS), TURN LANES - (2017 HSIP PROJECT)	0.4	SH	BITUMINOUS OVERLAY	HSIP	561,111	505,000	-	-	56,111	-	-
1346	M	CSAH 23	013-623-009	2017	CHISAGO COUNTY	CSAH 23 (CHISAGO BLVD) AT CSAH 27 (MORGAN AVE) IN CHISAGO LAKES TOWNSHIP-CONSTRUCT LEFT AND RIGHT TURN LANES	0.0	SH	TURN LANES	HSIP	312,000	280,800	-	-	-	-	31,200

HIGHWAY SAFETY IMPROVEMENT PROGRAM				FY 2017-FY 2020 STATE TRANSPORTATION IMPROVEMENT PROGRAM (STIP)													
SEQ #	ATP	ROUTE SYSTEM	PROJECT NUMBER	YEAR	AGENCY	PROJECT DESCRIPTION	MILES	PRGM	WORK TYPE	FUNDS	TOTAL	FHWA	AC	FTA	TH	BOND	OTHER
1348	M	CSAH 27	070-627-029	2017	SCOTT COUNTY	**AC**CSAH 27 AT CSAH 68 IN CREDIT RIVER TWP- CONSTRUCT ROUNDABOUT (AC PROJECT, PAYBACK IN FY18)	0.0	SH	GRADE AND SURFACE	HSIP	106,000	-	954,000	-	-	-	106,000
1351	M	CSAH 31	019-631-044	2017	DAKOTA COUNTY	CSAH 31 AT NORTHLAND DR AND MENDOTA HEIGHT RD IN MENDOTA HEIGHTS - CONSTRUCT 3/4 ACCESS AND LEFT TURN LANES	0.0	SH	TURN LANES	HSIP	780,000	702,000	-	-	-	-	78,000
1353	M	CSAH 45	062-645-015	2017	RAMSEY COUNTY	CSAH 45 AT CSAH 10 IN MOUNDS VIEW- CONSTRUCT LEFT TURN LANES, REPLACE SIGNAL, AUDIBLE PEDESTRIAN SIGNAL (APS), COUNTDOWN TIMERS	0.0	SH	TURN LANES	HSIP	350,711	315,640	-	-	-	-	35,071
1356	M	LOCAL	013-596-006	2017	CHISAGO COUNTY	SKOGMAN LAKE RD FROM 0.15 MI S OF CSAH 10 TO CSAH 10 AND CSAH 10 AT CSAH 4 IN FISH LAKE TOWNSHIP-REALIGN SKOGMAN LANE TO T- INTERSECTION AT CSAH 4 AND TURN LANES ON CSAH 10/CSAH4/SKOGMAN LAKE RD	0.2	SH	TURN LANES	HSIP	416,000	374,400	-	-	-	-	41,600
1358	M	LOCAL	141-030-037	2017	MINNEAPOLIS	7TH ST S, FROM 3RD AVE TO 11TH AVE- INSTALL MAST ARMS AT 6 EXISTING SIGNALS (3RD, 5TH, PORTLAND, PARK, CHICAGO, 11TH)	0.0	SH	TRAFFIC SIGNAL REVISION	HSIP	1,820,000	1,638,000	-	-	-	-	182,000
1361	M	LOCAL 999	027-030-040	2017	HENNEPIN COUNTY	COUNTYWIDE: VARIOUS LOCATIONS ON CSAH'S 17, 61, 81, 130, & 152, PURCHASE ATMS TO MONITOR AND COORDINATE 81 TRAFFIC SIGNALS, FIBER INTERCONNECT 10 MILES	0.0	SH	TRAFFIC SIGNAL REVISION	HSIP	1,664,000	1,497,600	-	-	-	-	166,400
1383	M	I 35	1380-89	2017	MNDOT	**ELLA**I35, FROM CSAH 1 IN RUSH CITY TO PINE COUNTY LINE-CABLE MEDIAN BARRIER, DRAINAGE	3.2	SH	MEDIAN BARRIER	HSIP	572,664	509,650	-	-	63,014	-	-
1418	M	MN 65	113-010-022	2017	COLUMBIA HEIGHTS	MN65 FROM 47TH AVE TO 50TH AVE IN COLUMBIA HEIGHTS - PEDESTRIAN AND VEHICLE LIGHTING, CONSTRUCT 3/4 INTERSECTION	0.4	SH	LIGHTING	HSIP	930,204	833,976	-	-	-	-	96,228
1431	M	US 12	2713-120	2017	MNDOT	US12, FROM 0.19 MI W HENNEPIN-CSAH 112 IN WAYZATA TO 0.44 MI E CSAH 6 IN ORONO-INSTALL CENTERLINE CONCRETE BARRIER AND REPAIRS ON BRIDGE 27296	3.5	SH	MEDIAN BARRIER	HSIP	2,217,400	1,991,160	-	-	226,240	-	-
1432	M	US 52	1906-65	2017	MNDOT	**DEB**US 52, FROM JCT WITH CSAH 86 TO CSAH 46 IN DAKOTA COUNTY-CLOSE MEDIAN CROSSEOVERS, CONSTRUCT 3/4 INTERSECTION WITH U-TURNS AND LEFT TURN LANES, CABLE MEDIAN BARRIER	12.8	SH	TURN LANES	HSIP	4,850,000	4,365,000	-	-	485,000	-	-
1444	M	US 169	7009-79S	2017	MNDOT	US 169, FROM MN21 IN JORDAN TO MN41 IN JACKSON TWP-CABLE MEDIAN BARRIER (ASSOCIATED TO 7009-79) (TIED TO SP 1017-105)	6.7	SH	MEDIAN BARRIER	HSIP	1,210,000	1,089,000	-	-	121,000	-	-
1445	M	US 212	1017-105	2017	MNDOT	US 212, FROM CARVER-CSAH 11 IN CHASKA TO POWERS BLVD IN CHANHASSEN-CABLE MEDIAN BARRIER (TIED TO SP 7009-79)	6.4	SH	MEDIAN BARRIER	HSIP	1,070,000	963,000	-	-	107,000	-	-
1458	M	MN 999	8825-551	2017	MNDOT	**SEC164**METROWIDE-MEDIAN BARRIER AND PLATE BEAM GUARDRAIL (TO BE AUTHORIZED WITH FFY2016 SECTION 164 FUNDS)	0.0	SH	MEDIAN BARRIER	HSIP	2,017,000	2,017,000	-	-	-	-	-
1,855	C	LOCAL	088-070-063	2017	LOCAL	**SEC164**STATEWIDE:2017 COUNTY ROAD SAFETY PLAN UPDATE-YEAR 2 UP TO 15 COUNTIES	0.0	SH	SAFETY TARGET	HSIP	1,250,000	1,000,000	-	-	-	-	250,000
1824	C	MN 999	8816-2520	2017	MNDOT	**SEC164** 2017 TZD REGIONAL COORDINATOR POSITIONS	0.0	SH	TZD BEHAVIOR STRATEGIES	HSIP	485,000	485,000	-	-	-	-	-
1825	C	MN 999	8816-2553	2017	MNDOT	**SEC164** 2017 TRAFFIC EVALUATION	0.0	SH	SAFETY IMPROVEMENT	HSIP	200,000	200,000	-	-	-	-	-

HIGHWAY SAFETY IMPROVEMENT PROGRAM				FY 2017-FY 2020 STATE TRANSPORTATION IMPROVEMENT PROGRAM (STIP)													
SEQ #	ATP	ROUTE SYSTEM	PROJECT NUMBER	YEAR	AGENCY	PROJECT DESCRIPTION	MILES	PRGM	WORK TYPE	FUNDS	TOTAL	FHWA	AC	FTA	TH	BOND	OTHER
1826	C	MN 999	8816-2554	2017	MNDOT	**SEC164** 2017 LANE DEPARTURE STRATEGIES	0.0	SH	SAFETY IMPROVEMENT	HSIP	855,000	855,000	-	-	-	-	-
1827	C	MN 999	8816-2555	2017	MNDOT	**SEC164** 2017 INTERSECTION STRATEGIES	0.0	SH	SAFETY IMPROVEMENT	HSIP	700,000	700,000	-	-	-	-	-
1828	C	MN 999	8816-2556	2017	MNDOT	**SEC164** 2017 CRASH DATABASE SYSTEM AND DATA ENHANCEMENTS	0.0	SH	SAFETY IMPROVEMENT	HSIP	750,000	750,000	-	-	-	-	-
											50,600,105	41,791,942	2,409,900	-	1,825,950	-	6,982,213

HIGHWAY SAFETY IMPROVEMENT PROGRAM																	
FY 2017-FY 2020 STATE TRANSPORTATION IMPROVEMENT PROGRAM (STIP)																	
SEQ #	ATP	ROUTE SYSTEM	PROJECT NUMBER	YEAR	AGENCY	PROJECT DESCRIPTION	MILES	PRGM	WORK TYPE	FUNDS	TOTAL	FHWA	AC	FTA	TH	BOND	OTHER
94	1	LOCAL	069-070-028	2018	ST. LOUIS COUNTY	ST LOUIS COUNTY RURAL INTERSECTION CONFLICT WARNING SYSTEM PROJECT CSAH 16 & 25	0.0	SH	SAFETY TARGET	HSIP	250,000	225,000	-	-	-	-	25,000
95	1	LOCAL 999	009-072-002	2018	CARLTON COUNTY	COUNTYWIDE, VARIOUS LOCATIONS, INSTALL 2018 MAINLINE DYNAMIC WARNING SYSTEMS (TIED TO069-072-002, 031-072-003) ST LOUIS CO IS LEAD AGENCY	0.0	SH	SAFETY TARGET	HSIP	146,667	132,000	-	-	-	-	14,667
96	1	LOCAL 999	031-072-003	2018	ITASCA COUNTY	COUNTYWIDE, VARIOUS LOCATIONS, INSTALL 2018 MAINLINE DYNAMIC WARNING SYSTEMS. (TIED TO 009-072-002,069-072-002) ST LOUIS CO IS LEAD AGENCY	0.0	SH	SAFETY TARGET	HSIP	146,667	132,000	-	-	-	-	14,667
97	1	LOCAL 999	069-070-027	2018	ST. LOUIS COUNTY	ST LOUIS COUNTY TO INSTALL 6-INCH PAINT EDGELINE ON 58 CENTERLINE MILES OF COUNTY HIGHWAYS	0.0	SH	SAFETY TARGET	HSIP	58,000	52,200	-	-	-	-	5,800
98	1	LOCAL 999	069-070-030	2018	ST. LOUIS COUNTY	COUNTYWIDE, VARIOUS LOCATIONS, INSTALL(2018) CENTERLINE RUMBLE STRIPS PACKAGE 1	0.0	SH	SAFETY TARGET	HSIP	330,000	297,000	-	-	-	-	33,000
99	1	LOCAL 999	069-070-034	2018	ST. LOUIS COUNTY	COUNTYWIDE, VARIOUS LOCATIONS, INSTALL (2018) GROUND IN WET REFLECTIVE EDGELINE	0.0	SH	SAFETY TARGET	HSIP	370,000	333,000	-	-	-	-	37,000
100	1	LOCAL 999	069-072-002	2018	ST. LOUIS COUNTY	COUNTYWIDE, VARIOUS LOCATIONS, INSTALL 2018 MAINLINE DYNAMIC WARNING SYSTEMS (TIED TO 009-072-002,031-072-003) ST LOUIS CO IS LEAD AGENCY	0.0	SH	SAFETY TARGET	HSIP	146,667	132,000	-	-	-	-	14,667
110	1	MN 33	0905-54	2018	MNDOT	**SEC164** MN33 NB&SB IN CLOQUET AT JCT I-35 RAMPS & MN 33, INTERSECTION IMPROVEMENTS & FR JCT MN33/I-35 RAMPS TO JCT GILLETTE RD CONSTRUCT WEST FRONTAGE RD (ASSOC 112-070-001)	0.5	SH	GRADE AND SURFACE	HSIP	1,170,000	1,170,000	-	-	-	-	-
111	1	MN 33	112-070-001	2018	CLOQUET	**SEC164** MN33 NB&SB IN CLOQUET AT JCT I-35 RAMPS & MN 33, INTERSECTION IMPROVEMENTS & FR JCT MN33/I-35 RAMPS TO JCT GILLETTE RD CONSTRUCT WEST FRONTAGE RD (ASSOC 0905-54)	0.5	SH	GRADE AND SURFACE	HSIP	480,000	480,000	-	-	-	-	-
122	1	MN 73	0912-36	2018	MNDOT	MN 73, 0.2 MI N 3RD AVE KETTLE RIVER TO 0.4 MI S MN 210, PAVE SHOULDERS AND ADD RUMBLE STRIPS	7.9	SH	SAFETY TARGET	HSIP	470,100	423,090	-	-	47,010	-	-
129	1	US 169	6934-117AC	2018	MNDOT	**AC**US 169 NB & SB, IN HIBBING JCT US 169/MN 37 ROUNDABOUT & MN 37 FR JCT US169/MN37 TO 0.29 MI E MILL & OVERLAY (ASSOC 088-070-048) (AC PROJECT AC PAYBACK 1 OF 1)	0.2	SH	SIGNAL REVISION	HSIP	1,095,000	1,095,000	-	-	-	-	-
298	2	LOCAL	004-070-019	2018	BELTRAMI COUNTY	COUNTYWIDE INSTALL STREET LIGHTING (CAPPED \$126,000)	0.0	SH	LIGHTING	HSIP	140,000	126,000	-	-	-	-	14,000
299	2	LOCAL	054-070-008AC	2018	NORMAN COUNTY	**AC** CSAH 39, FROM 1.0 MI W OF CO RD 122 TO TH 9, COUNTYWIDE SHOULDER PAVING, RUMBLE STRIP & SAFETY WEDGE, BITUMINOUS MILL & OVERLAY (AC PAYBACK 1 OF 1)	5.6	SH	MILL AND OVERLAY	HSIP	108,000	108,000	-	-	-	-	-
300	2	LOCAL	057-070-009	2018	PENNINGTON COUNTY	COUNTYWIDE SHOULDER PAVING, RUMBLE STRIP & SAFETY WEDGE (CAPPED \$244,800)	0.0	SH	PAVE SHOULDER	HSIP	272,000	244,800	-	-	-	-	27,200
301	2	LOCAL	057-070-010	2018	PENNINGTON COUNTY	COUNTYWIDE INSTALL STREET LIGHTING (CAPPED \$8,730)	0.0	SH	LIGHTING	HSIP	9,700	8,730	-	-	-	-	970
302	2	LOCAL	060-070-010	2018	POLK COUNTY	POLK CSAH 53 & CSAH 11, (2.0 MI E OF GENTILLY), INTERSECTION REALIGNMENT AND LIGHTING (CAPPED \$50,400)	0.0	SH	GRADE AND SURFACE	HSIP	56,000	50,400	-	-	-	-	5,600

HIGHWAY SAFETY IMPROVEMENT PROGRAM																	
FY 2017-FY 2020 STATE TRANSPORTATION IMPROVEMENT PROGRAM (STIP)																	
SEQ #	ATP	ROUTE SYSTEM	PROJECT NUMBER	YEAR	AGENCY	PROJECT DESCRIPTION	MILES	PRGM	WORK TYPE	FUNDS	TOTAL	FHWA	AC	FTA	TH	BOND	OTHER
303	2	LOCAL	088-070-052	2018	LOCAL	DISTRICTWIDE SAFETY ENHANCEMENT 6" HI BUILD LATEX PAVEMENT MARKINGS (CAPPED \$313,560)	0.0	SH	STRIPING	HSIP	348,400	313,560	-	-	-	-	34,840
317	2	US 2	1101-22	2018	MNDOT	US 2 & CASS CSAH 75 (BINGO PALACE RD) INTERSECTION IMPROVEMENT	1.0	SH	TURN LANES	HSIP	750,000	675,000	-	-	75,000	-	-
323	2	US 71	2904-155	2018	MNDOT	US 71, ROUNDABOUT AT TH 71 & HUBBARD CSAH 15 INTERSECTION, S OF PARK RAPIDS (2018 HSIP)	0.0	SH	GRADE AND SURFACE	HSIP	375,000	337,500	-	-	37,500	-	-
334	2	MN 999	8822-196	2018	MNDOT	DISTRICTWIDE INTERSECTION LIGHTING (2018 HSIP)	0.0	SH	LIGHTING	HSIP	252,000	226,800	-	-	25,200	-	-
500	3	CSAH 3	086-070-012	2018	WRIGHT COUNTY	CSAH 3, FROM MN 55 TO WRIGHT COUNTY CSAH 2, SHOULDER PAVING	3.6	SH	PAVE SHOULDER	HSIP	300,000	270,000	-	-	-	-	30,000
510	3	LOCAL 999	018-070-013	2018	CROW WING COUNTY	COUNTYWIDE, 6" WET REFLECTIVE GROOVED IN PAVEMENT MARKING ON MULTIPLE CROW WING COUNTY ROADS	0.0	SH	STRIPING	HSIP	267,000	240,300	-	-	-	-	26,700
511	3	LOCAL 999	030-070-010	2018	ISANTI COUNTY	COUNTYWIDE, INSTALL GROUND IN WET REFLECTIVE MARKINGS, 6' EDGELINE ON MULTIPLE COUNTY ROADS	0.0	SH	STRIPING	HSIP	240,900	216,810	-	-	-	-	24,090
512	3	LOCAL 999	071-070-033	2018	SHERBURNE COUNTY	COUNTYWIDE, 6" WHITE EDGELINE STRIPE ALONG MULTIPLE SHERBURNE COUNTY ROADS	0.0	SH	STRIPING	HSIP	175,000	157,500	-	-	-	-	17,500
513	3	LOCAL 999	077-070-009	2018	TODD COUNTY	COUNTYWIDE, 6" EDGELINE PAVEMENT MARKING ON MULTIPLE TODD COUNTY ROADS	0.0	SH	STRIPING	HSIP	142,000	127,800	-	-	-	-	14,200
514	3	LOCAL 999	077-070-010	2018	TODD COUNTY	COUNTYWIDE, GROUND IN WET REFLECTIVE PAVEMENT MARKING ON MULTIPLE TODD COUNTY ROADS	0.0	SH	STRIPING	HSIP	310,000	279,000	-	-	-	-	31,000
515	3	LOCAL 999	8803-SHL-18	2018	MNDOT	DISTRICTWIDE SETASIDES - HIGHWAY SAFETY IMPROVEMENT PROGRAM - 2018	0.0	SH	SAFETY TARGET	HSIP	1,453,989	1,308,590	-	-	-	-	145,399
534	3	US 10	0502-113	2018	MNDOT	**ELLA** US 10, FROM NORTH BENTON DRIVE TO 0.2 MILES WEST OF EAST ST. GERMAIN ST. IN ST. CLOUD, INSTALL CABLE MEDIAN BARRIER	6.2	SH	MEDIAN BARRIER	HSIP	1,450,000	1,305,000	-	-	145,000	-	-
547	3	MN 999	8823-302	2018	MNDOT	DISTRICTWIDE, RETIME TRAFFIC SIGNALS AT VARIOUS LOCATIONS THROUGHOUT DISTRICT 3	0.0	SH	TRAFFIC SIGNAL REVISION	HSIP	550,000	495,000	-	-	55,000	-	-
702	4	LOCAL 999	006-072-002AC	2018	BIG STONE COUNTY	DISTRICTWIDE LOCAL HSIP - LIGHTING, VARIOUS LOCATIONS (AC PAYBACK, 1 OF 1)	0.0	SH	LIGHTING	HSIP	360,900	360,900	-	-	-	-	-
703	4	LOCAL 999	014-072-002	2018	CLAY COUNTY	DISTRICTWIDE LOCAL HSIP - LIGHTING, VARIOUS LOCATIONS (ASSOCIATED SP 8824-146)	0.0	SH	LIGHTING	HSIP	467,778	421,000	-	-	19,000	-	27,778
704	4	LOCAL 999	021-070-009	2018	DOUGLAS COUNTY	COUNTYWIDE LOCAL HSIP - ENHANCED PAVEMENT MARKINGS, VARIOUS LOCATIONS	0.0	SH	STRIPING	HSIP	83,250	74,925	-	-	-	-	8,325
705	4	LOCAL 999	056-070-023	2018	OTTER TAIL COUNTY	COUNTYWIDE LOCAL HSIP - ENHANCED EDGELINE LINE MARKINGS, VARIOUS LOCATIONS	0.0	SH	STRIPING	HSIP	232,205	208,985	-	-	-	-	23,220
706	4	LOCAL 999	056-070-024	2018	OTTER TAIL COUNTY	COUNTYWIDE LOCAL HSIP - SHOULDER PAVING AND RUMBLE STRIPS ON CURVES, VARIOUS LOCATIONS	0.0	SH	STRIPING	HSIP	282,313	254,082	-	-	-	-	28,231
724	4	US 75	1407-27S	2018	MNDOT	US 75, TH 75/15TH AVE N IN MOORHEAD, SIGNAL (ASSOC TO 144-129-005)	0.0	SH	MISCELLANEOUS	HSIP	1,000,000	900,000	-	-	100,000	-	-
842	6	CSAH 9	055-070-020	2018	OLMSTED COUNTY	CONSTRUCT ROUNDABOUT AT INTERSECTION CSAH 9 @ TH 42 - TO BE LET WITH MNDOT SP 5506-27	0.0	SH	SAFETY TARGET	HSIP	1,400,000	1,260,000	-	-	-	-	140,000
843	6	CSAH 19	066-070-018	2018	RICE COUNTY	**AC** CSAH 19, MILL, RECLAMATION, BITUMINOUS SURFACING, SHOULDER PAVING AND RUMBLE STRIPS (AC PROJECT, PAYBACK IN 2019)	0.0	SH	SAFETY TARGET	HSIP	38,889	-	350,000	-	-	-	38,889
846	6	LOCAL	024-072-002	2018	FREEBORN COUNTY	DISTRICTWIDE - WET REFLECTIVE EDGELINE PROJECT	0.0	SH	SAFETY TARGET	HSIP	1,666,666	1,500,000	-	-	-	-	166,666

HIGHWAY SAFETY IMPROVEMENT PROGRAM																	
FY 2017-FY 2020 STATE TRANSPORTATION IMPROVEMENT PROGRAM (STIP)																	
SEQ #	ATP	ROUTE SYSTEM	PROJECT NUMBER	YEAR	AGENCY	PROJECT DESCRIPTION	MILES	PRGM	WORK TYPE	FUNDS	TOTAL	FHWA	AC	FTA	TH	BOND	OTHER
855	6	MN 42	5506-27	2018	MnDOT	CONSTRUCT ROUNDABOUT AT THE INTERSECTION OF MN 42 AND OLMSTED CSAH 9 - TO BE LET WITH OLMSTED COUNTY SP 055-070-020	0.0	SH	TRAFFIC CONTROL DEVICES	HSIP	1,400,000	1,260,000	-	-	140,000	-	-
1036	7	CSAH 5	083-070-011	2018	WATONWAN COUNTY	CSAH 5, FROM TH 30 TO BROWN COUNTY LINE, RECONDITIONING, SHOULDER PAVING, SAFETY WEDGE AND RUMBLE STRIPS	4.0	SH	BITUMINOUS PAVEMENT	HSIP	780,000	162,000	-	-	-	-	618,000
1037	7	CSAH 7	017-070-004	2018	COTTONWOOD COUNTY	CSAH 7, FROM CSAH 15 TO 390TH ST, OVERLAY, CURVE SHOULDER PAVING AND RUMBLE STRIPES (TIED 017-070-005)	1.3	SH	BITUMINOUS PAVEMENT	HSIP	436,800	17,250	-	-	-	-	419,550
1038	7	CSAH 7	017-070-005	2018	COTTONWOOD COUNTY	CSAH 7, FROM CSAH 15 TO CSAH 13, OVERLAY, PAVE SHOULDERS AND RUMBLE STRIPES (TIED 017-07-004)	3.3	SH	BITUMINOUS PAVEMENT	HSIP	1,123,200	126,000	-	-	-	-	997,200
1040	7	CSAH 9	083-070-009	2018	WATONWAN COUNTY	CSAH 9, FROM CSAH 30 TO WATONWAN RIVER BRIDGE, BITUMINOUS OVERLAY, SHOULDER PAVING AT CURVES, RUMBLE STRIPES, CHEVRONS AND INTERSECTION IMPROVEMENTS	2.8	SH	BITUMINOUS OVERLAY	HSIP	320,000	36,000	-	-	-	-	284,000
1042	7	CSAH 29	008-070-005	2018	BROWN COUNTY	**SEC164**CSAH 29, JCT OF TH 4 & CSAH 29, CONSTRUCT ROUNDABOUT (TIED TO 0802-45)	0.1	SH	TRAFFIC MGMT. SYSTEM	HSIP	885,000	885,000	-	-	-	-	-
1044	7	CSAH 57	083-070-010	2018	WATONWAN COUNTY	CSAH 57, FROM TH 60 TO SOUTH LIMITS OF ST JAMES, PAVEMENT REHAB AND GROUND IN WET REFLECTIVE PAVEMENT MARKINGS	1.2	SH	CONCRETE PAVEMENT REHAB	HSIP	475,000	15,750	-	-	-	-	459,250
1045	7	CSAH 90	007-070-005	2018	BLUE EARTH COUNTY	CSAH 90, AT THE JCT OF CSAH 90 & TH 22, CONSTRUCT ROUNDABOUT (TIED 0704-108) (AC PAYBACK IN 2019)	0.1	SH	TRAFFIC MGMT. SYSTEM	HSIP	67,800	-	610,200	-	-	-	67,800
1046	7	CSAH 999	007-070-004	2018	BLUE EARTH COUNTY	COUNTY WIDE, CURVE AND INTERSECTION SAFETY IMPROVEMENTS	0.0	SH	SIGNING	HSIP	457,526	411,773	-	-	-	-	45,753
1047	7	CSAH 999	032-070-001	2018	JACKSON COUNTY	COUNTY WIDE, IMPROVED CURVE DELINEATION	0.0	SH	SIGNING	HSIP	198,000	178,200	-	-	-	-	19,800
1048	7	CSAH 999	040-070-005	2018	LE SUEUR COUNTY	COUNTY WIDE, RUMBLE STRIPS/STRIPES, EDGELINE AND CENTERLINE MARKINGS	0.0	SH	STRIPING	HSIP	412,610	371,349	-	-	-	-	41,261
1054	7	MN 4	0802-45	2018	MNDOT	**SEC164**MN4, JCT OF TH 4 & CSAH 29, CONSTRUCT ROUNDABOUT (TIED TO 008-070-005)	0.5	SH	TRAFFIC MGMT. SYSTEM	HSIP	885,000	885,000	-	-	-	-	-
1055	7	MN 19	4003-26	2018	MNDOT	**SEC164** MN19, AT JCT CSAH 89 & JCT CSAH 3, CONSTRUCT CENTER LEFT & RIGHT TURN LANES	0.3	SH	TURN LANES	HSIP	480,000	480,000	-	-	-	-	-
1058	7	MN 22	0704-1085	2018	MNDOT	MN 22, AT JCT OF CSAH 90, CONSTRUCT ROUNDABOUT (TIED 007-070-005)(ASSOC. 0704-108)(AC PAYBACK IN 2019)	2.3	AM	GRADE AND SURFACE	HSIP	100,000	-	900,000	-	100,000	-	-
1068	7	US 169	5209-745H	2018	MNDOT	**AC**US169, BETWEEN ST PETER AND LE SUEUR, INSTALL HIGH TENSION CABLE BARRIER (PAYBACK IN 2019) (ASSOC. 5209-74 & 5209-74S)	9.6	SH	MEDIAN BARRIER	HSIP	1,510,000	1,260,000	990,000	-	250,000	-	-
1191	8	CSAH 5	087-070-014	2018	YELLOW MEDICINE COUNTY	CSAH 5, W COUNTY LINE TO US 212, MILL AND STRIPING 6" EDGELINE EPOXY	11.4	SH	STRIPING	HSIP	47,880	43,092	-	-	-	-	4,788
1193	8	CSAH 11	064-070-005	2018	REDWOOD COUNTY	CSAH 11, CSAH 2 TO E COUNTY LINE, SHOULDER PAVING, SAFETY WEDGE PLUS RUMBLE STRIP, AND 6" WET REFLECTIVE EPOXY IN GROOVES	4.0	SH	STRIPING	HSIP	600,000	540,000	-	-	-	-	60,000
1196	8	CSAH 999	034-070-009	2018	KANDIYOHI COUNTY	COUNTYWIDE, 6" EDGE STRIPE HIGH BUILD SOLID LINE WHITE PAINT (WR)	0.0	SH	STRIPING	HSIP	307,401	276,661	-	-	-	-	30,740
1197	8	CSAH 999	042-070-011	2018	LYON COUNTY	COUNTYWIDE, SYSTEMATIC DURABLE (EPOXY) PAVEMENT MARKINGS	0.0	SH	STRIPING	HSIP	254,059	228,653	-	-	-	-	25,406
1198	8	LOCAL 999	8808-SHL-18	2018	DISTRICTWIDE	DISTRICTWIDE LOCAL SETASIDES - HSIP - 2018	0.0	SH	SAFETY TARGET	HSIP	12,753	11,594	-	-	-	-	1,159

HIGHWAY SAFETY IMPROVEMENT PROGRAM				FY 2017-FY 2020 STATE TRANSPORTATION IMPROVEMENT PROGRAM (STIP)													
SEQ #	ATP	ROUTE SYSTEM	PROJECT NUMBER	YEAR	AGENCY	PROJECT DESCRIPTION	MILES	PRGM	WORK TYPE	FUNDS	TOTAL	FHWA	AC	FTA	TH	BOND	OTHER
1206	8	MN 19	6404-94S	2018	MNDOT	**SEC164**ON MN 19 - PATTERN STREET TO QUALITY DRIVE (REDWOOD FALLS), TWO WAY LEFT TURN LANE	1.0	SH	PED./BIKE IMPROVEMENT	HSIP	900,000	900,000	-	-	-	-	-
1214	8	US 12	4705-45	2018	MNDOT	US 12, US 12 & CSAH 34 (LITCHFIELD), OFFSET FREE RIGHT (2018 HSIP PROJECT)	0.4	SH	TURN LANES	HSIP	211,111	190,000	-	-	21,111	-	-
1228	8	MN 999	8828-202	2018	MNDOT	DISTRICTWIDE, SIGNAL COUNTDOWN TIMERS, LEADING PED INTERVALS, & SIGNAL UPDATE (2018 HSIP)	0.0	SH	SIGNAL	HSIP	228,000	205,200	-	-	22,800	-	-
1229	8	MN 999	8828-203	2018	MNDOT	DISTRICTWIDE, CENTERLINE/EDGE LINE RUMBLE STRIPS (2018 HSIP)	0.0	SH	STRIPING	HSIP	90,000	81,000	-	-	9,000	-	-
1230	8	MN 999	8828-204	2018	MNDOT	DISTRICTWIDE, TWO WAY LEFT TURN (2018 HSIP)	0.0	SH	STRIPING	HSIP	133,000	119,700	-	-	13,300	-	-
1231	8	MN 999	8828-205	2018	MNDOT	DISTRICTWIDE, RURAL INTERSECTION LIGHTING (2018 HSIP)	0.0	SH	LIGHTING	HSIP	449,000	404,100	-	-	44,900	-	-
1496	M	CSAH 19	013-619-018	2018	CHISAGO COUNTY	CSAH 19 AT CSAH 28 (FALCON AVE TO 1/4 MILE W IN CHISAGO LAKES TWP- RECONSTRUCT HORIZONTAL ALIGNMENT, ADD TURN LANES, PAVE SHOULDERS	0.3	SH	TURN LANES	HSIP	530,000	477,000	-	-	-	-	53,000
1499	M	CSAH 27	070-627-029AC	2018	SCOTT COUNTY	**AC**CSAH 27 AT CSAH 68 IN CREDIT RIVER TWP- CONSTRUCT ROUNDABOUT (AC PAYBACK 1 OF 1)	0.0	SH	GRADE AND SURFACE	HSIP	954,000	954,000	-	-	-	-	-
1502	M	CSAH 38	019-638-017	2018	DAKOTA COUNTY	CSAH 38 FROM CSAH 31 IN APPLE VALLEY TO MN 3 IN ROSEMOUNT - CONVERT 2-LANE TO 3-LANE ROAD	2.2	SH	GRADE AND SURFACE	HSIP	1,272,000	1,144,800	-	-	-	-	127,200
1505	M	CSAH 46	070-646-008	2018	SCOTT COUNTY	CSAH 46 AT CSAH 86 IN NEW MARKET TWP- CONSTRUCT ROUNDABOUT	0.0	SH	GRADE AND SURFACE	HSIP	1,250,000	858,600	-	-	-	-	391,400
1507	M	CSAH 78	002-678-021	2018	ANOKA COUNTY	CSAH 78 FROM CSAH 1 TO CSAH 14 IN COON RAPIDS - SIGNAL INTERCONNECT (16 SIGNALS)	1.4	SH	TRAFFIC SIGNAL REVISION	HSIP	424,000	381,600	-	-	-	-	42,400
1510	M	LOCAL	141-030-036	2018	MINNEAPOLIS	6TH ST S, FROM 1ST AVE TO PORTLAND AVE- INSTALL MAST ARMS AT 5 EXISTING SIGNALS (1ST AVE, HENNEPIN AVE, 3RD AVE, 5TH AVE, PORTLAND AVE)	0.0	SH	TRAFFIC SIGNAL REVISION	HSIP	1,166,000	1,049,400	-	-	-	-	116,600
1511	M	LOCAL	141-030-038	2018	MINNEAPOLIS	8TH ST AND 11TH AVES, 8TH ST AT 9TH AVE, 8TH ST AT 11TH AVE, 11TH AVE AT 14TH ST IN MPLS - INSTALL MAST ARMS AT 3 EXISTING SIGNALS	0.0	SH	TRAFFIC SIGNAL REVISION	HSIP	1,166,000	1,049,400	-	-	-	-	116,600
1512	M	LOCAL	141-030-040	2018	MINNEAPOLIS	ON COMO AVE FROM 12TH AVETO 15TH AVE AND ON 7TH ST FROM BUD GRANT WAY TO 13TH AVE IN MPLS - INSTALL PEDESTRIAN CURB EXTENSIONS (8 INTERSECTIONS)	0.0	SH	PED./BIKE IMPROVEMENT	HSIP	879,800	791,820	-	-	-	-	87,980
1514	M	LOCAL	164-141-011	2018	SAINT PAUL	GRAND AVE FROM HAMLINE TO VICTORIA IN ST PAUL - PEDESTRIAN/BIKE SAFETY IMPROVEMENTS	1.0	SH	PED./BIKE IMPROVEMENT	HSIP	742,000	667,800	-	-	-	-	74,200
1515	M	LOCAL 999	141-030-039	2018	MINNEAPOLIS	CITY STREETS IN MPLS - INSTALL GREEN THERMOPLASTIC BIKE LANES AND WHITE DASHED POLY-PREFORM AT INTERSECTION APPROACHES	0.0	SH	SPOT IMPROVEMENT	HSIP	190,800	171,720	-	-	-	-	19,080
1517	M	LOCAL 999	880M-SHL-18	2018	MNDOT	METRO ATP SETASIDE FOR HSIP PROJECTS YET TO BE SELECTED FOR FY 2018	0.0	SH	SPOT IMPROVEMENT	HSIP	1,111,111	1,000,000	-	-	-	-	111,111
1590	M	MN 999	880M-SHS-18	2018	MNDOT	DISTRICTWIDE SETASIDE FOR HSIP - FY 2018	0.0	SH	SPOT IMPROVEMENT	HSIP	4,000,000	3,600,000	-	-	400,000	-	-
1592	M	MN 999	8825-544	2018	MNDOT	METROWIDE - INSTALL SIGNS ON HORIZONTAL CURVES TO COMPLY WITH NEW MMUTCD STANDARDS	0.0	SH	SIGNING	HSIP	530,000	477,000	-	-	53,000	-	-



HIGHWAY SAFETY IMPROVEMENT PROGRAM			FY 2017-FY 2020 STATE TRANSPORTATION IMPROVEMENT PROGRAM (STIP)														
SEQ #	ATP	ROUTE SYSTEM	PROJECT NUMBER	YEAR	AGENCY	PROJECT DESCRIPTION	MILES	PRGM	WORK TYPE	FUNDS	TOTAL	FHWA	AC	FTA	TH	BOND	OTHER
1860	C	LOCAL	088-070-064	2018	LOCAL	**SEC164**STATEWIDE:2018 COUNTY ROAD SAFETY PLAN UPDATE-YEAR 3 UP TO 15 COUNTIES	0.0	SH	SAFETY TARGET	HSIP	1,250,000	1,000,000	-	-	-	-	250,000
1881	C	MN 999	880C-HSIP-17	2018	MNDOT	**ELLA** 2017 STATEWIDE HSIP SETASIDE	0.0	SH	SETA - SETASIDE	HSIP	1,222,222	1,100,000	-	-	-	-	122,222
1882	C	MN 999	880C-HSIP-18	2018	MNDOT	2018 STATEWIDE HSIP SETASIDE	0.0	SH	SETA - SETASIDE	HSIP	1,444,444	1,300,000	-	-	-	-	144,444
1834	C	MN 999	880C-SEC164-18	2018	MNDOT	**SEC164** 2018 PROGRAM SETASIDE	0.0	SH	TZD BEHAVIOR STRATEGIES	HSIP	615,000	615,000	-	-	-	-	-
1836	C	MN 999	8816-2546	2018	MNDOT	**SEC164** 2018 TZD REGIONAL COORDINATOR POSITIONS	0.0	SH	TZD BEHAVIOR STRATEGIES	HSIP	485,000	485,000	-	-	-	-	-
											49,391,608	42,153,434	2,850,200	-	1,557,821	-	5,680,353

HIGHWAY SAFETY IMPROVEMENT PROGRAM																	
FY 2017-FY 2020 STATE TRANSPORTATION IMPROVEMENT PROGRAM (STIP)																	
SEQ #	ATP	ROUTE SYSTEM	PROJECT NUMBER	YEAR	AGENCY	PROJECT DESCRIPTION	MILES	PRGM	WORK TYPE	FUNDS	TOTAL	FHWA	AC	FTA	TH	BOND	OTHER
148	1	LOCAL 999	001-070-006	2019	AITKIN COUNTY	D1 AITKIN COUNTWIDE, VARIOUS LOCATIONS, INSTALL INTERSECTION LIGHTING	0.0	SH	SAFETY TARGET	HSIP	113,778	102,400	-	-	-	-	11,378
149	1	LOCAL 999	001-072-001	2019	AITKIN COUNTY	D1 AITKIN COUNTYWIDE, VARIOUS LOCATIONS, INSTALL 2019 6" CENTERLINE EPOXY STRIPPIN & 6"GROUND IN WET REFLECTIVE EDGELINE STRIPING (TIED 031-072-001) AITKIN CO. IS LEAD AGENCY	0.0	SH	SAFETY TARGET	HSIP	348,000	313,200	-	-	-	-	34,800
150	1	LOCAL 999	031-072-001	2019	ITASCA COUNTY	D1 ITASCA COUNTYWIDE, VARIOUS LOCATIONS, INSTALL 2019 6" CENTERLINE EPOXY STRIPING & 6"GROUND IN WET REFLECTIVE EDGELINE STRIPING (TIED 001-072-001) AITKIN CO. IS LEAD AGENCY	0.0	SH	SAFETY TARGET	HSIP	138,000	124,200	-	-	-	-	13,800
151	1	LOCAL 999	069-070-032	2019	ST. LOUIS COUNTY	D1 ST LOUIS COUNTYWIDE, VARIOUS LOCATIONS, INSTALL 6-INCH EPOXY EDGELINE STRIPES	0.0	SH	SAFETY TARGET	HSIP	130,000	117,000	-	-	-	-	13,000
152	1	LOCAL 999	069-070-037	2019	ST. LOUIS COUNTY	D1 ST LOUIS COUNTYWIDE, VARIOUS LOCATIONS, INSTALL INTERSECTION PAVEMENT MARKING	0.0	SH	SAFETY TARGET	HSIP	270,000	243,000	-	-	-	-	27,000
153	1	LOCAL 999	069-070-038	2019	ST. LOUIS COUNTY	D1 ST LOUIS COUNTY, JCT CSAH 7/US 53 CONSTRUCT J-TURN	0.0	SH	SAFETY TARGET	HSIP	388,889	350,000	-	-	-	-	38,889
154	1	LOCAL 999	088-070-038	2019	LOCAL	D-1 DISTRICTWIDE, VARIOUS LOCATIONS, INSTALL 2019 GROUND IN WET REFLECTIVE EDGELINE STRIPING	0.0	SH	SAFETY TARGET	HSIP	486,000	437,400	-	-	-	-	48,600
181	1	MN 999	8801-SHS-19	2019	MNDOT	DISTICTWIDE SETASIDE - MNDOT HSIP PROJECTS - 2019	0.0	SH	SAFETY TARGET	HSIP	283,333	255,000	-	-	28,333	-	-
185	1	MN 999	8821-295	2019	MNDOT	DITRICTWIDE RICWS - 7 LOCATIONS	0.0	SH	SAFETY TARGET	HSIP	1,050,000	945,000	-	-	105,000	-	-
347	2	LOCAL 999	8802-SHL-19	2019	LOCAL	LOCAL 999, DISTRICTWIDE - LOCAL HSIP - 2019	0.0	SH	SAFETY TARGET	HSIP	888,889	800,000	-	-	-	-	88,889
568	3	LOCAL 999	077-070-011	2019	TODD COUNTY	TODD COUNTY, GROUND IN WET REFLECTIVE PAVEMENT MARKING ON MULTIPLE TODD COUNTY ROADS	0.0	SH	STRIPING	HSIP	310,000	279,000	-	-	-	-	31,000
569	3	LOCAL 999	8803-SHL-19	2019	MNDOT	DISTRICTWIDE SETASIDES - HIGHWAY SAFETY IMPROVEMENT PROGRAM - 2019	0.0	SH	SAFETY TARGET	HSIP	2,578,889	2,321,000	-	-	-	-	257,889
586	3	MN 200	1106-15S	2019	MNDOT	MN 200, FROM S JCT OF MN 371 TO JCT MN 84, MILL AND OVERLAY INCLUDE SHOULDER PAVING (DESIGNED BY DISTRICT 2 SP 1106-15 AND FUNDED BY ATP-3 PORTION OF 450,000)	15.6	SH	MILL AND OVERLAY	HSIP	450,000	405,000	-	-	45,000	-	-
591	3	US 169	4812-91	2019	MNDOT	US 169, CONSTRUCT REDUCED CONFLICT INTERSECTION AT JCT MILLE LACS CO CSAH 11 NORTH OF MILACA	0.0	SH	SAFETY TARGET	HSIP	1,550,000	1,395,000	-	-	155,000	-	-
741	4	LOCAL 999	003-072-003	2019	BECKER COUNTY	MULTICOUNTY LOCAL HSIP, LATEX AND EPOXY EDGELINES	0.0	SH	STRIPING	HSIP	1,188,520	1,069,668	-	-	-	-	118,852
751	4	MN 28	6103-34S	2019	MNDOT	ON TH 28, FROM GLENWOOD TO STARBUCK, RECLAIM, SHOULDER WIDENING (ASSOC TO 6103-34)	7.6	SH	SAFETY TARGET	HSIP	1,349,509	1,214,558	-	-	134,951	-	-
889	6	CSAH 3	079-070-009	2019	WABASHA COUNTY	CSAH 3, SHOULDER PAVING , RUMBLE STRIPES AND SAFETY EDGE	0.0	SH	SAFETY TARGET	HSIP	300,000	270,000	-	-	-	-	30,000
892	6	CSAH 19	066-070-018AC	2019	RICE COUNTY	**AC** CSAH 19, MILL, RECLAMATION, BITUMINOUS SURFACING, SHOULDER PAVING AND RUMBLE STRIPS (AC PAYBACK 1 OF 1)	0.0	SH	SAFETY TARGET	HSIP	350,000	350,000	-	-	-	-	-
895	6	CSAH 46	066-070-017	2019	RICE COUNTY	CSAH 46, AT TH 19/ FLYING J, INTERSECTION REALIGNMENT	0.0	SH	SAFETY TARGET	HSIP	654,800	589,320	-	-	-	-	65,480
896	6	LOCAL	079-070-012	2019	WABASHA COUNTY	COUNTYWIDE 2' SHOULDER PAVING, RUMBLE STRIPS AND SAFETY EDGE ON HORIZONTAL CURVES	0.0	SH	SAFETY TARGET	HSIP	1,000,000	900,000	-	-	-	-	100,000

HIGHWAY SAFETY IMPROVEMENT PROGRAM				FY 2017-FY 2020 STATE TRANSPORTATION IMPROVEMENT PROGRAM (STIP)													
SEQ #	ATP	ROUTE SYSTEM	PROJECT NUMBER	YEAR	AGENCY	PROJECT DESCRIPTION	MILES	PRGM	WORK TYPE	FUNDS	TOTAL	FHWA	AC	FTA	TH	BOND	OTHER
904	6	I 35	2480-108	2019	MnDOT	I-35, FROM IOWA BORDER TO I-90, CABLE MEDIAN BARRIER - F.Y. 2017 SHELF PROJECT	14.3	SH	TRAFFIC CONTROL DEVICES	HSIP	1,555,555	1,400,000	-	-	155,555	-	-
919	6	US 63	5509-86	2019	MnDOT	**SEC164**US 63, FROM NORTH LIMITS OF STEWARTVILLE TO SOUTH LIMITS OF ROCHESTER JUST SOUTH OF TH 52, CABLE MEDIAN BARRIER	8.0	SH	TRAFFIC CONTROL DEVICES	HSIP	800,000	800,000	-	-	-	-	-
1082	7	CSAH 21	083-070-012	2019	WATONWAN COUNTY	CSAH 21, FROM COTTONWOOD COUNTY LINE TO CSAH 5, LIGHTING, SIGNING AND PAVEMENT MARKINGS (TIED 083-621-007)	4.0	SH	BITUMINOUS OVERLAY	HSIP	12,000	10,800	-	-	-	-	1,200
1084	7	CSAH 7	017-070-006	2019	COTTONWOOD COUNTY	CSAH 7, FROM TH 62 TO CSAH 15, OVERLAY, PAVE SHOULDERS AND RUMBLE STRIPES	3.0	SH	BITUMINOUS PAVEMENT	HSIP	900,000	108,000	-	-	-	-	792,000
1085	7	CSAH 90	007-070-005AC	2019	BLUE EARTH COUNTY	CSAH 90, AT THE JCT OF CSAH 90 & TH 22, CONSTRUCT ROUNDABOUT (TIED 0704-108) (AC PAYBACK 1 OF 1)	0.1	SH	TRAFFIC MGMT. SYSTEM	HSIP	610,200	610,200	-	-	-	-	-
1094	7	MN 22	0704-108SAC	2019	MNDOT	**AC**MN 22, AT JCT OF CSAH 90, CONSTRUCT ROUNDABOUT (TIED 007-070-005) (AC PAYBACK 1 OF 1)	2.3	AM	GRADE AND SURFACE	HSIP	900,000	900,000	-	-	-	-	-
1101	7	US 169	5209-74SHAC	2019	MNDOT	**AC**US169, BETWEEN ST PETER AND LE SUEUR, INSTALL HIGH TENSION CABLE BARRIER (PAYBACK 1 OF 1)	9.6	SH	MEDIAN BARRIER	HSIP	990,000	990,000	-	-	-	-	-
1237	8	LOCAL 999	034-070-008	2019	KANDIYOHI COUNTY	COUNTYWIDE, 6" EDGETLINE GROUND IN WET REFLECTIVE	0.0	SH	STRIPING	HSIP	286,176	257,558	-	-	-	-	28,618
1238	8	LOCAL 999	043-070-013	2019	MCLEOD COUNTY	COUNTYWIDE, 6" EDGETLINE STRIPING	0.0	SH	STRIPING	HSIP	63,101	56,791	-	-	-	-	6,310
1239	8	LOCAL 999	064-070-006	2019	REDWOOD COUNTY	COUNTYWIDE, 6" EDGETLINE WET REFLECTIVE IN GROOVES	0.0	SH	STRIPING	HSIP	388,889	350,000	-	-	-	-	38,889
1240	8	LOCAL 999	065-070-009	2019	RENNVILLE COUNTY	COUNTYWIDE, 6" EDGETLINE STRIPING	0.0	SH	STRIPING	HSIP	83,330	74,997	-	-	-	-	8,333
1241	8	LOCAL 999	087-070-015	2019	YELLOW MEDICINE COUNTY	COUNTYWIDE, 6" EDGETLINE STRIPING	0.0	SH	STRIPING	HSIP	8,582	7,723	-	-	-	-	859
1242	8	LOCAL 999	8808-SHL-19	2019	DISTRICTWIDE	DISTRICTWIDE LOCAL SETASIDES - HSIP - 2019	0.0	SH	SAFETY TARGET	HSIP	392,146	352,931	-	-	-	-	39,215
1266	8	MN 999	8808-SHS-19	2019	MNDOT	DISTRICTWIDE SETASIDES - HSIP - 2019	0.0	SH	SAFETY TARGET	HSIP	1,111,111	1,000,000	-	-	111,111	-	-
1622	M	CSAH 15	027-615-022	2019	HENNEPIN COUNTY	CSAH 15 AT CSAH 19 IN ORONO - REPLACE SIGNAL, REMOVE FREE RIGHT TURN, CONSTRUCT SIDEWALK, DEVELOP LEFT TURN LANE(LTL) ON CSAH 19	0.0	SH	TURN LANES	HSIP	729,000	656,100	-	-	-	-	72,900
1623	M	CSAH 17	002-617-021	2019	ANOKA COUNTY	CSAH 17 AT CSAH 18 IN HAM LAKE/COLUMBUS - CONSTRUCT NEW SIGNAL, CONVERT BYPASS LANE TO LEFT TURN LANE ON CSAH 17	0.0	SH	TURN LANES	HSIP	972,000	874,800	-	-	-	-	97,200
1624	M	CSAH 17	027-617-030	2019	HENNEPIN COUNTY	CSAH 17 AT MN62 IN EDINA - REPLACE 2 RAMP SIGNALS, REMOVE FREE RIGHT TURN, CONSTRUCT ADDITIONAL LEFT TURN STORAGE, FLASHING YELLOW ARROW(FYA), BLUE LIGHTS	0.0	SH	TRAFFIC SIGNAL REVISION	HSIP	1,475,000	1,020,600	-	-	-	-	454,400
1628	M	CSAH 31	062-631-025	2019	RAMSEY COUNTY	CSAH 31 AT CSAH 58 IN ST PAUL - CONSTRUCT LEFT TURN LANES, REPLACE SIGNAL, AUDIBLE PEDESTRIAN SIGNAL (APS), COUNTDOWN TIMERS	0.0	SH	TURN LANES	HSIP	1,131,786	1,018,607	-	-	-	-	113,179
1629	M	CSAH 33	010-633-043	2019	CARVER COUNTY	CSAH 33 AT CSAH 34 IN NORWOOD YOUNG AMERICA- CONSTRUCT ROUNDABOUT	0.0	SH	GRADE AND SURFACE	HSIP	1,685,232	1,516,709	-	-	-	-	168,523
1633	M	LOCAL 999	070-030-009	2019	SCOTT COUNTY	VARIOUS LOCATIONS IN SCOTT COUNTY - CONSTRUCT TURN LANES	0.0	SH	TURN LANES	HSIP	1,782,000	1,603,800	-	-	-	-	178,200
1636	M	LOCAL 999	880M-SHL-19	2019	MNDOT	METRO ATP SETASIDE FOR HSIP PROJECTS YET TO BE SELECTED FOR FY 2019	0.0	SH	SPOT IMPROVEMENT	HSIP	1,222,222	1,100,000	-	-	-	-	122,222

HIGHWAY SAFETY IMPROVEMENT PROGRAM				FY 2017-FY 2020 STATE TRANSPORTATION IMPROVEMENT PROGRAM (STIP)													
SEQ #	ATP	ROUTE SYSTEM	PROJECT NUMBER	YEAR	AGENCY	PROJECT DESCRIPTION	MILES	PRGM	WORK TYPE	FUNDS	TOTAL	FHWA	AC	FTA	TH	BOND	OTHER
1692	M	US 212	010-596-010	2019	CARVER COUNTY	US 212 AT CSAH 34 IN NORWOOD YOUNG AMERICA AND CSAH 43 IN DAHLGREN TWP- INSTALL RURAL INTERSECTION CONFLICT WARNING SYSTEM (RICWS) AND LIGHTING AT BOTH INTERSECTIONS	0.0	SH	LIGHTING	HSIP	304,020	273,618	-	-	-	-	30,402
1694	M	US 212	1013-90S	2019	MNDOT	US 212, AT CARVER-CSAH 41 IN BENTON TWP AND CSAH 36 IN DAHLGREN TWP-CONSTRUCT REDUCED CONFLICT INTERSECTIONS	0.9	SH	GRADE AND SURFACE	HSIP	1,275,000	1,147,500	-	-	127,500	-	-
1706	M	MN 999	880M-SHS-19	2019	MNDOT	DISTRICTWIDE SETASIDE FOR HSIP - FY 2019	0.0	SH	SPOT IMPROVEMENT	HSIP	4,000,000	3,600,000	-	-	400,000	-	-
1864	C	LOCAL	088-070-065	2019	LOCAL	**SEC164**STATEWIDE:2019 COUNTY ROAD SAFETY PLAN UPDATE-YEAR 4 UP TO 15 COUNTIES	0.0	SH	SAFETY TARGET	HSIP	1,250,000	1,000,000	-	-	-	-	250,000
1894	C	MN 999	880C-HSIP-19	2019	MNDOT	2019 STATEWIDE HSIP SETASIDE	0.0	SH	SETA - SETASIDE	HSIP	1,777,777	1,600,000	-	-	-	-	177,777
1842	C	MN 999	880C-SEC164-19	2019	MNDOT	**SEC164** 2019 PROGRAM SETASIDE	0.0	SH	TZD BEHAVIOR STRATEGIES	HSIP	4,615,000	4,615,000	-	-	-	-	-
1844	C	MN 999	8816-2547	2019	MNDOT	**SEC164** 2019 TZD REGIONAL COORDINATOR POSITIONS	0.0	SH	TZD BEHAVIOR STRATEGIES	HSIP	485,000	485,000	-	-	-	-	-
											44,633,734	39,911,480	-	-	1,262,450	-	3,459,804

HIGHWAY SAFETY IMPROVEMENT PROGRAM																	
FY 2017-FY 2020 STATE TRANSPORTATION IMPROVEMENT PROGRAM (STIP)																	
SEQ #	ATP	ROUTE SYSTEM	PROJECT NUMBER	YEAR	AGENCY	PROJECT DESCRIPTION	MILES	PRGM	WORK TYPE	FUNDS	TOTAL	FHWA	AC	FTA	TH	BOND	OTHER
201	1	LOCAL 999	069-070-031	2020	ST. LOUIS COUNTY	D1 ST LOUIS COUNTYWIDE, VARIOUS LOCATIONS, INSTALL CENTERLINE RUMBLE STRIPS PACKAGE 2	0.0	SH	SAFETY TARGET	HSIP	280,000	252,000	-	-	-	-	28,000
202	1	LOCAL 999	069-070-033	2020	ST. LOUIS COUNTY	D1 ST LOUIS COUNTYWIDE, VARIOUS LOCATIONS, INSTALL 6IN PAINT EDGELINE	0.0	SH	SAFETY TARGET	HSIP	70,000	63,000	-	-	-	-	7,000
203	1	LOCAL 999	069-070-035	2020	ST. LOUIS COUNTY	D1 ST LOUIS COUNTYWIDE, VARIOUS LOCATIONS, INSTALL HIGH FRICTION SURFACE TREATMENT FOR HIGH RISK, HIGH VOULME CURVES	0.0	SH	SAFETY TARGET	HSIP	370,000	333,000	-	-	-	-	37,000
204	1	LOCAL 999	069-070-036	2020	ST. LOUIS COUNTY	D1 ST LOUIS COUNTYWIDE, VARIOUS LOCATIONS, INSTALL HIGH FRICTION SURFACE TREATMENT FOR HIGH RISK, LOW VOULME CURVES	0.0	SH	SAFETY TARGET	HSIP	320,000	288,000	-	-	-	-	32,000
237	1	MN 999	8801-SHS-20	2020	MNDOT	DISTICTWIDE SETASIDE - MNDOT HSIP PROJECTS - 2020	0.0	SH	SAFETY TARGET	HSIP	1,333,333	1,200,000	-	-	133,333	-	-
377	2	LOCAL 999	8802-SHL-20	2020	LOCAL	LOCAL 999, DISTRICTWIDE - LOCAL HSIP - 2020	0.0	SH	SAFETY TARGET	HSIP	888,889	800,000	-	-	-	-	88,889
382	2	MN 1	5701-31S	2020	MNDOT	INTERSECTION OF W JCT ON MN 1/US 59 - W OF THIEF RIVER FALLS, ROUNDABOUT (2020 HSIP FUNDS)	0.1	SH	GRADE AND SURFACE	HSIP	750,000	675,000	-	-	75,000	-	-
612	3	LOCAL 999	048-070-018	2020	MORRISON COUNTY	MORRISON COUNTY, INSTALL 6" LATEX MARKINGS ON MULTIPLE COUNTY ROADS	0.0	SH	STRIPING	HSIP	280,511	252,460	-	-	-	-	28,051
613	3	LOCAL 999	048-070-019	2020	MORRISON COUNTY	MORRISON COUNTY, INSTALL EDGELINE SINUSOIDAL RUMBLE STRIPES ON MULTIPLE COUNTY ROADS	0.0	SH	SAFETY TARGET	HSIP	373,333	336,000	-	-	-	-	37,333
614	3	LOCAL 999	077-070-012	2020	TODD COUNTY	TODD COUNTY, INSTALL GROUND IN WET REFLECTIVE PAVEMENT MARKINGS ON MULTIPLE COUNTY ROADS	0.0	SH	STRIPING	HSIP	323,560	291,204	-	-	-	-	32,356
615	3	LOCAL 999	077-070-013	2020	TODD COUNTY	TODD COUNTY, INSTALL 6" LATEX EDGE LINE PAVEMENT MARKINGS ON MULTIPLE COUNTY ROADS	0.0	SH	STRIPING	HSIP	150,037	135,033	-	-	-	-	15,004
616	3	LOCAL 999	8803-SHL-20	2020	MNDOT	DISTRICTWIDE SETASIDES - HIGHWAY SAFETY IMPROVEMENT PROGRAM - 2020	0.0	SH	SAFETY TARGET	HSIP	1,761,448	1,585,303	-	-	-	-	176,145
628	3	MN 65	3004-62	2020	MNDOT	MN 65, CONSTRUCT INTERSECTION SAFETY IMPROVEMENTS AT JCT OF MN 65 AND MN 107 SOUTH OF BRAHAM	0.0	SH	GRADE AND SURFACE	HSIP	1,000,000	900,000	-	-	100,000	-	-
640	3	MN 999	8803-SHS-20	2020	MNDOT	DISTRICTWIDE SETASIDES - HIGHWAY SAFETY IMPROVEMENT PROGRAM - 2020	0.0	SH	SAFETY TARGET	HSIP	1,000,000	900,000	-	-	100,000	-	-
765	4	LOCAL 999	014-070-010	2020	CLAY COUNTY	CSAH 14, FROM TH 336 TO CSAH 17, SHOULDER PAVING	2.7	SH	PAVE SHOULDER	HSIP	264,683	238,214	-	-	-	-	26,469
776	4	US 10	0301-70	2020	MNDOT	TH 10, INSTALL SIGNAL AT TH 10 AND CSAH 7 IN LAKE PARK	0.0	SH	TRAFFIC SIGNAL INST.	HSIP	673,889	485,000	-	-	53,889	-	135,000
941	6	CSAH 46	024-070-026	2020	FREEBORN COUNTY	CSAH 46, 2' PAVED SHOULDERS, RUMBLE STRIPS & SAFETY WEDGE	0.0	SH	SAFETY TARGET	HSIP	192,000	172,800	-	-	-	-	19,200
942	6	CSAH 59	079-070-010	2020	WABASHA COUNTY	CSAH 59 @ TH 61 INTERSECTION REALIGNMENT	0.0	SH	SAFETY TARGET	HSIP	800,000	720,000	-	-	-	-	80,000
943	6	LOCAL	025-070-011	2020	GOODHUE COUNTY	COUNTYWIDE INTERSECTION LIGHTING INSTALLATION	0.0	SH	SAFETY TARGET	HSIP	88,000	79,200	-	-	-	-	8,800
944	6	LOCAL	079-070-011	2020	WABASHA COUNTY	COUNTYWIDE 6" EDGELINE STRIPING	0.0	SH	SAFETY TARGET	HSIP	404,000	363,600	-	-	-	-	40,400
945	6	LOCAL 999	8806-SHL-20	2020	LOCAL	HSIP SETASIDE - LOCAL - 2020	0.0	SH	SAFETY TARGET	HSIP	849,333	764,400	-	-	-	-	84,933
959	6	US 52	5507-69S	2020	MnDOT	US 52 FROM I-90 TO US 63 IN SOUTH ROCHESTER, CABLE MEDIAN BARRIER - HSIP PORTION OF S.P. 5507-69	0.0	SH	TRAFFIC CONTROL DEVICES	HSIP	722,222	650,000	-	-	72,222	-	-
1116	7	CSAH 999	032-070-002	2020	JACKSON COUNTY	COUNTY WIDE, UPDATE CURVE DELINEATION & RURAL INTERSECTION IMPROVEMENTS	0.0	SH	SIGNING	HSIP	160,900	144,810	-	-	-	-	16,090

HIGHWAY SAFETY IMPROVEMENT PROGRAM				FY 2017-FY 2020 STATE TRANSPORTATION IMPROVEMENT PROGRAM (STIP)													
SEQ #	ATP	ROUTE SYSTEM	PROJECT NUMBER	YEAR	AGENCY	PROJECT DESCRIPTION	MILES	PRGM	WORK TYPE	FUNDS	TOTAL	FHWA	AC	FTA	TH	BOND	OTHER
1137	7	MN 999	8807-SHS-20	2020	MNDOT	DISTRICTWIDE SETASIDES - MNDOT HSIP PROJECTS - 2020	0.0	SH	SAFETY TARGET	HSIP	1,100,000	990,000	-	-	110,000	-	-
1272	8	LOCAL 999	8808-SHL-20	2020	DISTRICTWIDE	DISTRICTWIDE LOCAL SETASIDES - HSIP - 2020	0.0	SH	SAFETY TARGET	HSIP	1,210,000	1,100,000	-	-	-	-	110,000
1280	8	MN 23	4203-505	2020	MNDOT	MN 23, MN23/LYON CSAH 9 & MN 23/LYON CSAH 10 (2020 HSIP PROJECT)	0.4	SH	MILL AND OVERLAY	HSIP	1,100,000	990,000	-	-	110,000	-	-
1739	M	LOCAL 999	880M-SHL-20	2020	MNDOT	METRO ATP SETASIDE FOR HSIP PROJECTS YET TO BE SELECTED FOR FY 2020	0.0	SH	SPOT IMPROVEMENT	HSIP	10,333,333	9,300,000	-	-	-	-	1,033,333
1757	M	MN 77	2758-77S	2020	MNDOT	MN77, FROM NORTH END OF BRIDGE #9600N TO E OLD SHAKOPEE RD IN BLOOMINGTON - INSTALL HIGH TENSION CABLE MEDIAN BARRIER	0.5	SH	MEDIAN BARRIER	HSIP	95,152	85,637	-	-	9,515	-	-
1761	M	US 52	1905-41S	2020	MNDOT	US52, FROM NORTH END OF THE CANNON RIVER BRIDGE TO S OF DAKOTA-CSAH-86 IN RALDOLPH TOWNSHIP- CABLE MEDIAN BARRIER.	1.9	SH	MEDIAN BARRIER	HSIP	520,000	468,000	-	-	52,000	-	-
1765	M	US 212	1012-24S	2020	MNDOT	US212, FROM MN5/CR131 TO MORSE ST IN NORWOOD YOUNG AMERICA - TURN LANE EXTENSIONS, RESTRICT ACCESS WITH SOUTH LEG CLOSURE AT MORSE ST	2.9	SH	TURN LANES	HSIP	876,400	788,760	-	-	87,640	-	-
1782	M	MN 999	880M-SHS-20	2020	MNDOT	DISTRICTWIDE SETASIDE FOR HSIP - FY 2020	0.0	SH	SPOT IMPROVEMENT	HSIP	2,511,112	2,260,000	-	-	251,112	-	-
1868	C	LOCAL	088-070-066	2020	LOCAL	**SEC164**STATEWIDE:2020 COUNTY ROAD SAFETY PLAN UPDATE-YEAR 5 UP TO 15 COUNTIES	0.0	SH	SAFETY TARGET	HSIP	1,250,000	1,000,000	-	-	-	-	250,000
1904	C	MN 999	880C-HSIP-20	2020	MNDOT	2020 STATEWIDE HSIP SETASIDE	0.0	SH	SETA - SETASIDE	HSIP	2,000,000	1,800,000	-	-	-	-	200,000
1849	C	MN 999	880C-SEC164-20	2020	MNDOT	**SEC164** 2020 PROGRAM SETASIDE	0.0	SH	SAFETY IMPROVEMENT	HSIP	5,415,000	5,415,000	-	-	-	-	-
1851	C	MN 999	8816-2548	2020	MNDOT	**SEC164** 2020 TZD REGIONAL COORDINATOR POSITIONS	0.0	SH	TZD BEHAVIOR STRATEGIES	HSIP	485,000	485,000	-	-	-	-	-
											39,952,135	36,311,421	-	-	1,154,711	-	2,486,003

# Transit Programs

## FTA

- ✓ Public Transit Urbanized Area Formula Program (Section 5307)
- ✓ Capital Program (Section 5309)
- ✓ Elderly and Persons with Disabilities Program (Section 5310)
- Public Transit Non - Urbanized Area Formula Program (Section 5311)
  - Inner - City Bus Program (Section 5311(f))
- ✓ State of Good Repair (Section 5337)
- ✓ Bus and Bus Facilities (Section 5339)

## FHWA

- ✓ Surface Transportation Block Grant Program (STBG)
- ✓ Congestion Mitigation & Air Quality (CMAQ)





---

## **TRANSIT PROGRAMS**

### **Federal Transit Administration (FTA)**

A portion of the federal gas tax is placed in the Mass Transit Account of the Federal Highway Trust Fund. These funds are reserved for transit purposes and are managed by the FTA. Transit funding authorized by the FAST Act is managed in several different ways. Some transit funding is distributed by formula or grant applications and some is allocated to the states and/or transit authorities by FTA.

In Minnesota, FTA transit allocations for rural and small urban transit capital and operating assistance are managed by MnDOT's Office of Transit. These formula programs include the Enhanced Mobility of Seniors and Individuals with Disabilities Program and the Rural Area Formula Program. The Urbanized Area Formula Program (capital and operating assistance for urbanized areas with populations over 50,000) is provided directly to the urbanized area transit agency by FTA. In addition, FTA directly allocates Bus and Bus Facilities Formula Program funds to the states and/or transit agencies in urbanized areas for major capital needs such as fleet replacement and construction of transit facilities.

### **Federal Highway Administration (FHWA)**

An investment in transit capital is eligible for federal highway funding under FAST Act through the Surface Transportation Block Grant Program (STBGP) or Congestion Mitigation and Air Quality (CMAQ).

Transit funding from FTA and FHWA is estimated in Figure A-3. Each of these programs is displayed in the Program Listing section of this document.

<b>Figure A-3</b> <b>TRANSIT FUNDING BY SOURCE AND YEAR</b> <b>(\$ MILLIONS)</b>						
<b>SOURCE</b>	<b>PROGRAM</b>	<b>2017</b>	<b>2018</b>	<b>2019</b>	<b>2020</b>	<b>TOTAL*</b>
<b>FTA</b>						
Public Transit Urbanized Area Formula Program (Section 5307)	<b>B9</b>	<b>80</b>	<b>71</b>	<b>82</b>	<b>93</b>	<b>326</b>
Capital Program (Section 5309)	<b>B3</b>	<b>164</b>	<b>211</b>	<b>211</b>	<b>211</b>	<b>797</b>
Elderly and Persons with Disabilities Program (Sect 5310)	<b>NB</b>	<b>4</b>	<b>5</b>	<b>5</b>	<b>5</b>	<b>19</b>
Non-Urbanized Area & Inner City Bus (Section 5311 & 5311(f))	<b>OB</b>	<b>17</b>	<b>18</b>	<b>18</b>	<b>18</b>	<b>71</b>
State of Good Repair (Section 5337)	<b>GR</b>	<b>13</b>	<b>13</b>	<b>13</b>	<b>13</b>	<b>52</b>
Bus and Bus Facilities (Section 5339)	<b>BB/TR</b>	<b>7</b>	<b>9</b>	<b>8</b>	<b>8</b>	<b>32</b>
<b>SUBTOTAL FTA</b>		<b>286</b>	<b>326</b>	<b>336</b>	<b>348</b>	<b>1,296</b>
<b>FHWA</b>						
Transit Capital (STBG)	<b>TM</b>	<b>3</b>	<b>5</b>	<b>5</b>	<b>8</b>	<b>21</b>
Congestion Mitigation & Air Quality (CMAQ)	<b>TR, TM</b>	<b>31</b>	<b>15</b>	<b>13</b>	<b>31</b>	<b>90</b>
<b>SUBTOTAL FHWA</b>		<b>34</b>	<b>20</b>	<b>18</b>	<b>40</b>	<b>112</b>
<b>TOTAL*</b>		<b>320</b>	<b>346</b>	<b>354</b>	<b>388</b>	<b>1,408</b>

**\*may not total correctly due to rounding**

FTA - SECTION 5307																	
FY 2017-FY 2020 STATE TRANSPORTATION IMPROVEMENT PROGRAM (STIP)																	
SEQ #	ATP	ROUTE SYSTEM	PROJECT NUMBER	YEAR	AGENCY	PROJECT DESCRIPTION	MILES	PRGM	WORK TYPE	FUNDS	TOTAL	FHWA	AC	FTA	TH	BOND	OTHER
1	1	BB	TRF-0016-17A	2017	DULUTH TRANSIT AUTHORITY	SECT 5307: DULUTH DIAL-A-RIDE TRANSIT OPERATING ASSISTANCE	0.0	B9	OPERATE BUS	LF	649,190	-	-	-	-	-	649,190
2	1	BB	TRF-0016-17B	2017	DULUTH TRANSIT AUTHORITY	SECT 5307: OPERATING ASSISTANCE	0.0	B9	OPERATE BUS	FTA	7,282,150	-	-	1,493,500	-	-	5,788,650
3	1	BB	TRF-0016-17C	2017	DULUTH TRANSIT AUTHORITY	SECT 5307: DULUTH TRANSIT CAPITAL	0.0	B9	BUS GRANT CAPITAL IMPROVEMENT	FTA	900,000	-	-	720,000	-	-	180,000
4	1	BB	TRF-0016-17D	2017	DULUTH TRANSIT AUTHORITY	SECT 5307: PREVENTATIVE MAINTENANCE	0.0	B9	OPERATE BUS	LF	4,084,000	-	-	-	-	-	4,084,000
240	2	BB	TRF-0018-17A	2017	EAST GRAND FORKS	SECT 5307: EAST GRAND FORKS DAR TRANSIT OPERATING ASSISTANCE	0.0	B9	OPERATE BUS	LF	68,000	-	-	-	-	-	68,000
241	2	BB	TRF-0018-17B	2017	EAST GRAND FORKS	SECT 5307: EAST GRAND FORKS FIXED ROUTE TRANSIT OPERATING ASSISTANCE	0.0	B9	OPERATE BUS	FTA	338,430	-	-	80,630	-	-	257,800
242	2	BB	TRF-0018-17C	2017	EAST GRAND FORKS	SECT 5307: EAST GRAND FORKS, PURCHASE PARATRANSIT VEHICLE	0.0	B9	BUS GRANT CAPITAL IMPROVEMENT	FTA	40,000	-	-	32,000	-	-	8,000
402	3	BB	TRF-0048-17A	2017	METRO BUS	SECT 5307: OPERATING ASSISTANCE	0.0	B9	OPERATE BUS	FTA	8,482,220	-	-	1,288,000	-	-	7,194,220
403	3	BB	TRF-0048-17B	2017	METRO BUS	SECT 5307: CAPITALIZED PREVENTIVE MAINTENANCE	0.0	B9	BUS GRANT CAPITAL IMPROVEMENT	FTA	1,182,500	-	-	946,000	-	-	236,500
404	3	BB	TRF-0048-17C	2017	METRO BUS	SECT 5307: CAPITAL OFFICE EQUIPMENT & COMPUTERS	0.0	B9	BUS GRANT CAPITAL IMPROVEMENT	FTA	25,000	-	-	20,000	-	-	5,000
405	3	BB	TRF-0048-17D	2017	METRO BUS	SECT 5307: CAPITAL MAINTENANCE TOOLS & EQUIPMENT	0.0	B9	BUS GRANT CAPITAL IMPROVEMENT	FTA	10,000	-	-	8,000	-	-	2,000
406	3	BB	TRF-0048-17E	2017	METRO BUS	SECT 5307: CAPITAL BUS SHELTER AMENITIES	0.0	B9	BUS GRANT CAPITAL IMPROVEMENT	FTA	25,000	-	-	20,000	-	-	5,000
407	3	BB	TRF-0048-17F	2017	METRO BUS	SECT 5307: CAPITAL TSP PROJECTS	0.0	B9	BUS GRANT CAPITAL IMPROVEMENT	FTA	25,000	-	-	20,000	-	-	5,000
408	3	BB	TRF-0048-17G	2017	METRO BUS	SECT 5307: CAPITAL INFORMATION TECHNOLOGY PROJECTS	0.0	B9	BUS GRANT CAPITAL IMPROVEMENT	FTA	61,500	-	-	49,200	-	-	12,300
409	3	BB	TRF-0048-17H	2017	METRO BUS	SECT 5307: CAPITAL OPERATIONS FACILITY IMPROVEMENTS	0.0	B9	BUS GRANT CAPITAL IMPROVEMENT	FTA	80,000	-	-	64,000	-	-	16,000
410	3	BB	TRF-0048-17I	2017	METRO BUS	SECT 5307: CAPITAL OPERATIONS VEHICLE	0.0	B9	BUS GRANT CAPITAL IMPROVEMENT	FTA	35,000	-	-	28,000	-	-	7,000
641	4	BB	TRF-0034-17A	2017	MOORHEAD	SECT 5307: CITY OF MOORHEAD TRANSIT OPERATING ASSISTANCE	0.0	B9	OPERATE BUS	FTA	2,855,400	-	-	416,000	-	-	2,439,400
642	4	BB	TRF-0034-17B	2017	MOORHEAD	SECT 5307: MOORHEAD PLANNING ASSISTANCE	0.0	B9	PLANNING	FTA	22,000	-	-	17,600	-	-	4,400
643	4	BB	TRF-0034-17D	2017	MOORHEAD	CITY OF MOORHEAD, PURCHASE BUS (CLASS 400) AND BUS RELATED EQUIPMENT	0.0	B9	PREVENTIVE MAINTENANCE	FTA	65,000	-	-	52,000	-	-	13,000
644	4	BB	TRF-0034-17E	2017	MOORHEAD	SECT 5307: PURCHASE OF ONE (1) FIXED ROUTE CLASS 700 BUS (REPLACES UNIT 591)	0.0	B9	PREVENTIVE MAINTENANCE	FTA	482,000	-	-	385,600	-	-	96,400
645	4	BB	TRF-0034-17F	2017	MOORHEAD	SECTION 5307: PURCHASE OF ONE (1) FIXED ROUTE CLASS 700 BUS (REPLACES UNIT 592)	0.0	B9	PREVENTIVE MAINTENANCE	FTA	482,000	-	-	385,600	-	-	96,400
646	4	BB	TRF-0034-17G	2017	MOORHEAD	SECTION 5307: PURCHASE OF ONE (1) FIXED ROUTE CLASS 700 BUS (REPLACES UNIT 593)	0.0	B9	PREVENTIVE MAINTENANCE	FTA	482,000	-	-	385,600	-	-	96,400
785	6	BB	TRF-0047-17A	2017	ROCHESTER	SECT 5307: ROCHESTER DAR OPERATING ASSISTANCE	0.0	B9	OPERATE BUS	LF	842,924	-	-	-	-	-	842,924

FTA - SECTION 5307			FY 2017-FY 2020 STATE TRANSPORTATION IMPROVEMENT PROGRAM (STIP)															
SEQ #	ATP	ROUTE SYSTEM	PROJECT NUMBER	YEAR	AGENCY	PROJECT DESCRIPTION	MILES	PRGM	WORK TYPE	FUNDS	TOTAL	FHWA	AC	FTA	TH	BOND	OTHER	
786	6	BB	TRF-0047-17B	2017	ROCHESTER	SECT 5307: ROCHESTER RR OPERATING ASSISTANCE	0.0	B9	OPERATE BUS	FTA	8,699,157	-	-	2,000,000	-	-	6,699,157	
787	6	BB	TRF-0047-17C	2017	ROCHESTER	ST MARY'S STATION - PLANNING AND DESIGN	0.0	B9	BUS GRANT CAPITAL IMPROVEMENT	FTA	120,000	-	-	96,000	-	-	24,000	
788	6	BB	TRF-3780-17	2017	LA CRESCENT	SECT 5307: LACRESCENT TRANSIT OPERATING ASSISTANCE	0.0	B9	OPERATE BUS	FTA	351,052	-	-	94,000	-	-	257,052	
977	7	BB	TRF-0028-17A	2017	MNDOT	SECT 5307: CITY OF MANKATO RR TRANSIT OPERATING ASSISTANCE	0.0	B9	OPERATE BUS	FTA	1,751,000	-	-	435,755	-	-	1,315,245	
978	7	BB	TRF-0028-17B	2017	MNDOT	SECT 5307: CITY OF MANKATO RR TRANSIT PREVENTATIVE MAINTENANCE	0.0	B9	OPERATE BUS	FTA	263,000	-	-	188,000	-	-	75,000	
1299	M	BB	TRF-TCMT-17AE	2017	MET COUNCIL-MT	SECT 5307: TWIN CITIES MET COUNCIL MT-COMMUTER RAIL VEHICLE MAINTENANCE AND OVERHAUL	0.0	B9	RAIL GRANT CAPITAL IMPROVEMENT	FTA	1,500,000	-	-	1,200,000	-	-	300,000	
1300	M	BB	TRF-TCMT-17AJ	2017	MET COUNCIL-MT	SECT 5307: TWIN CITIES MET COUNCIL MT-LIGHT RAIL MISCELLANEOUS EQUIPMENT AND RAIL STATION IMPROVEMENT: COMMUNICATIONS, TRAIN OPERATOR TECH, SYSTEMS TECH, SECURITY, TRACK TECHNOLOGY AND EQUIPMENT, SIGNS	0.0	B9	RAIL GRANT CAPITAL IMPROVEMENT	FTA	2,875,000	-	-	2,300,000	-	-	575,000	
1302	M	BB	TRF-TCMT-17AN	2017	MET COUNCIL-MT	SECT 5307: TWIN CITIES MET COUNCIL MT-RTS TRANSIT TECHNOLOGY SYSTEMS	0.0	B9	BUS GRANT CAPITAL IMPROVEMENT	FTA	2,000,000	-	-	1,600,000	-	-	400,000	
1303	M	BB	TRF-TCMT-17AP	2017	MET COUNCIL-MT	SECT 5307: TWIN CITIES MET COUNCIL MT-ENGINEER, DESIGN AND CONSTRUCT STILLWATER PARK AND RIDE AT TH 36, STILLWATER	0.0	B9	BUS GRANT CAPITAL IMPROVEMENT	FTA	750,000	-	-	600,000	-	-	150,000	
1304	M	BB	TRF-TCMT-17AR	2017	MET COUNCIL-MT	SECT 5307: TWIN CITIES MET COUNCIL MT-BUS ACQUISITION	0.0	B9	PURCHASE BUS	FTA	4,000,000	-	-	3,200,000	-	-	800,000	
1306	M	BB	TRF-TCMT-17AT	2017	MET COUNCIL-MT	SECT 5307: TWIN CITIES MET COUNCIL MT-C-LINE ARTERIAL BRT TRANSITWAY DESIGN, ENGINEERING AND CONSTRUCTION	0.0	B9	BUS TRANSITWAY	FTA	10,346,800	-	-	8,277,440	-	-	2,069,360	
1307	M	BB	TRF-TCMT-17AU	2017	MET COUNCIL-MT	SECT 5307: TWIN CITIES MET COUNCIL MT-NORTHSTAR SUPPORT FACILITY CONSTRUCTION, REHAB AND RENOVATION	0.0	B9	RAIL GRANT CAPITAL IMPROVEMENT	FTA	2,012,500	-	-	1,610,000	-	-	402,500	
1308	M	BB	TRF-TCMT-17AV	2017	MET COUNCIL-MT	SECT 5307: TWIN CITIES MET COUNCIL MT-FUTURE ARTERIAL BUS RAPID TRANSIT LINE DESIGN AND ENGINEERING	0.0	B9	BUS TRANSITWAY	FTA	100,000	-	-	80,000	-	-	20,000	
1309	M	BB	TRF-TCMT-17AW	2017	MET COUNCIL-MT	SECT 5307: TWIN CITIES MET COUNCIL MT-LOW GROWTH EXPANSION BUS PROCUREMENT	0.0	B9	PURCHASE BUS	FTA	629,457	-	-	503,566	-	-	125,891	
1310	M	BB	TRF-TCMT-17AX	2017	MET COUNCIL-MT	SECT 5307: TWIN CITIES MET COUNCIL MT-HWY 100 & EDEN/VERNON PARK & RIDE IN EDINA	0.0	B9	BUS GRANT CAPITAL IMPROVEMENT	FTA	500,000	-	-	400,000	-	-	100,000	
1311	M	BB	TRF-TCMT-17AY	2017	MET COUNCIL-MT	SECT 5307: TWIN CITIES MET COUNCIL MT-FORT SNELLING PARK & RIDE	0.0	B9	BUS GRANT CAPITAL IMPROVEMENT	FTA	250,000	-	-	200,000	-	-	50,000	
1312	M	BB	TRF-TCMT-17AZ	2017	MET COUNCIL-MT	SECT 5307: TWIN CITIES MET COUNCIL MT-HEYWOOD GARAGE MODERNIZATION	0.0	B9	BUS GRANT CAPITAL IMPROVEMENT	FTA	8,000,000	-	-	6,400,000	-	-	1,600,000	
1313	M	BB	TRF-TCMT-17BA	2017	MET COUNCIL-MT	SECT 5307: TWIN CITIES MET COUNCIL MT-HEYWOOD CAMPUS ADMINISTRATION EXPANSION	0.0	B9	BUS GRANT CAPITAL IMPROVEMENT	FTA	1,000,000	-	-	800,000	-	-	200,000	
1314	M	BB	TRF-TCMT-17BB	2017	MET COUNCIL-MT	SECT 5307: TWIN CITIES MET COUNCIL MT-LIGHT RAIL SYSTEMS AND TRACK REPLACEMENT AND ENHANCEMENT	0.0	B9	RAIL GRANT CAPITAL IMPROVEMENT	FTA	2,775,000	-	-	2,220,000	-	-	555,000	
1315	M	BB	TRF-TCMT-17BC	2017	MET COUNCIL-MT	SECT 5307: TWIN CITIES MET COUNCIL MT-MALL OF AMERICA TRANSIT CENTER REHABILITATION AND UPGRADE	0.0	B9	BUS GRANT CAPITAL IMPROVEMENT	FTA	7,000,000	-	-	5,600,000	-	-	1,400,000	
1319	M	BB	TRF-TCMT-17F	2017	MET COUNCIL-MT	SECT 5307: TWIN CITIES MET COUNCIL MT-PREVENTIVE MAINTENANCE	0.0	B9	BUS GRANT CAPITAL IMPROVEMENT	FTA	9,500,000	-	-	7,600,000	-	-	1,900,000	

FTA - SECTION 5307			FY 2017-FY 2020 STATE TRANSPORTATION IMPROVEMENT PROGRAM (STIP)															
SEQ #	ATP	ROUTE SYSTEM	PROJECT NUMBER	YEAR	AGENCY	PROJECT DESCRIPTION	MILES	PRGM	WORK TYPE	FUNDS	TOTAL	FHWA	AC	FTA	TH	BOND	OTHER	
1320	M	BB	TRF-TCMT-17J	2017	MET COUNCIL-MT	SECT 5307: TWIN CITIES MET COUNCIL MT-TRANSIT BUSINESS COMPUTER HW & SW	0.0	B9	BUS GRANT CAPITAL IMPROVEMENT	FTA	1,600,000	-	-	1,280,000	-	-	320,000	
1321	M	BB	TRF-TCMT-17K	2017	MET COUNCIL-MT	SECT 5307: TWIN CITIES MET COUNCIL MT-FACILITIES ENERGY ENHANCEMENTS AND NEW ENERGY INITIATIVES	0.0	B9	BUS GRANT CAPITAL IMPROVEMENT	FTA	1,500,000	-	-	1,200,000	-	-	300,000	
1322	M	BB	TRF-TCMT-17L	2017	MET COUNCIL-MT	SECT 5307: TWIN CITIES MET COUNCIL MT-BUS AND RAIL OPERATIONS COMMUNICATIONS AND CONTROL CAPITAL EQUIPMENT, HARDWARE AND SOFTWARE REPLACEMENT AND EXPANSION, ADVANCE SCHEDULE PLANNING SOFTWARE, CUSTOMER REAL-TIME SOFTWARE	0.0	B9	BUS GRANT CAPITAL IMPROVEMENT	FTA	2,250,000	-	-	1,800,000	-	-	450,000	
1323	M	BB	TRF-TCMT-17P	2017	MET COUNCIL-MTS	SECT 5307: TWIN CITIES MET COUNCIL MTS-REGIONAL FLEET CAPITAL COST OF CONTRACTING	0.0	B9	BUS GRANT CAPITAL IMPROVEMENT	FTA	4,625,000	-	-	3,700,000	-	-	925,000	
1324	M	BB	TRF-TCMT-17Q	2017	MET COUNCIL-MTS	SECT 5307: TWIN CITIES MET COUNCIL MTS-MTS BUS ACQUISITION	0.0	B9	PURCHASE BUS	FTA	24,875,000	-	-	19,900,000	-	-	4,975,000	
1325	M	BB	TRF-TCMT-17R	2017	MET COUNCIL-MTS	SECT 5307: TWIN CITIES MET COUNCIL U OF M-U OF MN BUS ACQUISITION	0.0	B9	PURCHASE BUS	FTA	375,000	-	-	300,000	-	-	75,000	
											128,167,280	-	-	79,996,491	-	-	48,170,789	

FTA - SECTION 5307																	
FY 2017-FY 2020 STATE TRANSPORTATION IMPROVEMENT PROGRAM (STIP)																	
SEQ #	ATP	ROUTE SYSTEM	PROJECT NUMBER	YEAR	AGENCY	PROJECT DESCRIPTION	MILES	PRGM	WORK TYPE	FUNDS	TOTAL	FHWA	AC	FTA	TH	BOND	OTHER
75	1	BB	TRF-0016-18A	2018	DULUTH TRANSIT AUTHORITY	SECT 5307: DULUTH DIAL-A-RIDE TRANSIT OPERATING ASSISTANCE	0.0	B9	OPERATE BUS	LF	668,666	-	-	-	-	-	668,666
76	1	BB	TRF-0016-18C	2018	DULUTH TRANSIT AUTHORITY	SECT 5307: DULUTH TRANSIT CAPITAL	0.0	B9	BUS GRANT CAPITAL IMPROVEMENT	FTA	927,000	-	-	720,000	-	-	207,000
77	1	BB	TRF-0016-18D	2018	DULUTH TRANSIT AUTHORITY	SECT 5307: PREVENTATIVE MAINTENANCE	0.0	B9	OPERATE BUS	LF	4,206,520	-	-	-	-	-	4,206,520
78	1	BB	TRF-0016-18E	2018	DULUTH TRANSIT AUTHORITY	SECT 5307: OPERATING ASSISTANCE	0.0	B9	OPERATE BUS	FTA	7,500,614	-	-	1,493,500	-	-	6,007,114
287	2	BB	TRF-0018-18A	2018	EAST GRAND FORKS	SECT 5307: EAST GRAND FORKS DAR TRANSIT OPERATING ASSISTANCE	0.0	B9	OPERATE BUS	LF	69,000	-	-	-	-	-	69,000
288	2	BB	TRF-0018-18B	2018	EAST GRAND FORKS	SECT 5307: EAST GRAND FORKS FIXED ROUTE TRANSIT OPERATING ASSISTANCE	0.0	B9	OPERATE BUS	FTA	348,580	-	-	83,050	-	-	265,530
289	2	BB	TRF-0018-18C	2018	EAST GRAND FORKS	SECT 5307: EAST GRAND FORKS, PURCHASE PARATRANSIT VEHICLE REPLACEMENT	0.0	B9	OPERATE BUS	FTA	40,000	-	-	32,000	-	-	8,000
487	3	BB	TRF-0048-18A	2018	METRO BUS	SECT 5307: OPERATING ASSISTANCE	0.0	B9	OPERATE BUS	FTA	9,091,060	-	-	1,340,000	-	-	7,751,060
488	3	BB	TRF-0048-18B	2018	METRO BUS	SECT 5307: CAPITALIZED PREVENTIVE MAINTENANCE	0.0	B9	BUS GRANT CAPITAL IMPROVEMENT	FTA	1,218,750	-	-	975,000	-	-	243,750
489	3	BB	TRF-0048-18C	2018	METRO BUS	SECT 5307: CAPITAL OFFICE EQUIPMENT & COMPUTERS	0.0	B9	BUS GRANT CAPITAL IMPROVEMENT	FTA	25,000	-	-	20,000	-	-	5,000
490	3	BB	TRF-0048-18D	2018	METRO BUS	SECT 5307: CAPITAL MAINTENANCE TOOLS & EQUIPMENT	0.0	B9	BUS GRANT CAPITAL IMPROVEMENT	FTA	10,000	-	-	8,000	-	-	2,000
491	3	BB	TRF-0048-18E	2018	METRO BUS	SECT 5307: CAPITAL BUS SHELTER AMENITIES	0.0	B9	BUS GRANT CAPITAL IMPROVEMENT	FTA	25,000	-	-	20,000	-	-	5,000
492	3	BB	TRF-0048-18F	2018	METRO BUS	SECT 5307: CAPITAL TSP PROJECTS	0.0	B9	BUS GRANT CAPITAL IMPROVEMENT	FTA	25,000	-	-	20,000	-	-	5,000
493	3	BB	TRF-0048-18G	2018	METRO BUS	SECT 5307: CAPITAL MAINTENANCE VEHICLE	0.0	B9	BUS GRANT CAPITAL IMPROVEMENT	FTA	35,000	-	-	28,000	-	-	7,000
494	3	BB	TRF-0048-18H	2018	METRO BUS	SECT 5307: CAPITAL INFORMATION TECHNOLOGY PROJECTS	0.0	B9	BUS GRANT CAPITAL IMPROVEMENT	FTA	16,000	-	-	12,800	-	-	3,200
690	4	BB	TRF-0034-18A	2018	MOORHEAD	SECT 5307: CITY OF MOORHEAD TRANSIT OPERATING ASSISTANCE	0.0	B9	OPERATE BUS	FTA	2,968,800	-	-	428,000	-	-	2,540,800
691	4	BB	TRF-0034-18B	2018	MOORHEAD	SECT 5307: MOORHEAD PLANNING ASSISTANCE	0.0	B9	PLANNING	FTA	22,000	-	-	17,600	-	-	4,400
692	4	BB	TRF-0034-18D	2018	MOORHEAD	CITY OF MOORHEAD, PURCHASE BUS (CLASS 400) AND BUS RELATED EQUIPMENT	0.0	B9	PREVENTIVE MAINTENANCE	FTA	66,625	-	-	53,300	-	-	13,325
693	4	BB	TRF-0034-18E	2018	MOORHEAD	CITY OF MOORHEAD, PURCHASE VAN (CLASS 200) AND VAN RELATED EQUIPMENT	0.0	B9	PREVENTIVE MAINTENANCE	FTA	26,000	-	-	20,800	-	-	5,200
836	6	BB	TRF-0047-18	2018	ROCHESTER	SECT 5307: ROCHESTER DAR OPERATING ASSISTANCE	0.0	B9	BUS GRANT CAPITAL IMPROVEMENT	LF	859,782	-	-	-	-	-	859,782
837	6	BB	TRF-0047-18A	2018	ROCHESTER	SECT 5307: ROCHESTER RR OPERATING ASSISTANCE	0.0	B9	OPERATE BUS	FTA	9,061,116	-	-	2,000,000	-	-	7,061,116
838	6	BB	TRF-0047-18B	2018	ROCHESTER	ST MARY'S STATION - CONSTRUCTION	0.0	B9	BUS GRANT CAPITAL IMPROVEMENT	FTA	250,000	-	-	200,000	-	-	50,000
839	6	BB	TRF-0047-18C	2018	ROCHESTER	SECT 5307: CONSTRUCT PARK & RIDE (DMC)	0.0	B9	BUS GRANT CAPITAL IMPROVEMENT	FTA	1,000,000	-	-	800,000	-	-	200,000
840	6	BB	TRF-3780-18	2018	LA CRESCENT	SECT 5307: LACRESCENT TRANSIT OPERATING ASSISTANCE	0.0	B9	OPERATE BUS	FTA	361,584	-	-	72,317	-	-	289,267
1030	7	BB	TRF-0028-18A	2018	MNDOT	SECT 5307: CITY OF MANKATO RR TRANSIT OPERATING ASSISTANCE	0.0	B9	OPERATE BUS	FTA	1,751,000	-	-	435,755	-	-	1,315,245

FTA - SECTION 5307																	
FY 2017-FY 2020 STATE TRANSPORTATION IMPROVEMENT PROGRAM (STIP)																	
SEQ #	ATP	ROUTE SYSTEM	PROJECT NUMBER	YEAR	AGENCY	PROJECT DESCRIPTION	MILES	PRGM	WORK TYPE	FUNDS	TOTAL	FHWA	AC	FTA	TH	BOND	OTHER
1031	7	BB	TRF-0028-18B	2018	MNDOT	SECT 5307: CITY OF MANKATO RR TRANSIT PREVENTATIVE MAINTENANCE	0.0	B9	OPERATE BUS	FTA	263,000	-	-	188,000	-	-	75,000
1465	M	BB	TRF-TCMT-18AA	2018	MET COUNCIL-MT	SECT 5307: TWIN CITIES MET COUNCIL MT-LIGHT RAIL MISCELLANEOUS EQUIPMENT AND RAIL STATION IMPROVEMENT: COMMUNICATIONS, TRAIN OPERATOR TECH, SYSTEMS TECH, SECURITY, TRACK TECHNOLOGY AND EQUIPMENT, SIGNS	0.0	B9	RAIL GRANT CAPITAL IMPROVEMENT	FTA	2,475,000	-	-	1,980,000	-	-	495,000
1466	M	BB	TRF-TCMT-18AB	2018	MET COUNCIL-MT	SECT 5307: TWIN CITIES MET COUNCIL MT-LIGHT RAIL MAINTENANCE FACILITIES AND SYSTEM IMPROVEMENTS: HOISTS, EQUIPMENT, FACILITY APPURTENANCES, TRACK REPLACEMENT AND ENHANCEMENT	0.0	B9	RAIL GRANT CAPITAL IMPROVEMENT	FTA	4,175,000	-	-	3,340,000	-	-	835,000
1467	M	BB	TRF-TCMT-18AD	2018	MET COUNCIL-MT	SECT 5307: TWIN CITIES MET COUNCIL MT-PREVENTIVE MAINTENANCE	0.0	B9	BUS GRANT CAPITAL IMPROVEMENT	FTA	9,500,000	-	-	7,600,000	-	-	1,900,000
1468	M	BB	TRF-TCMT-18AE	2018	MET COUNCIL-MT	SECT 5307: TWIN CITIES MET COUNCIL MT-ENGINEER, DESIGN AND CONSTRUCT STILLWATER PARK AND RIDE AT TH 36, STILLWATER	0.0	B9	BUS GRANT CAPITAL IMPROVEMENT	FTA	750,000	-	-	600,000	-	-	150,000
1469	M	BB	TRF-TCMT-18AG	2018	MET COUNCIL-MT	SECT 5307: TWIN CITIES MET COUNCIL MT-BUS ACQUISITION	0.0	B9	PURCHASE BUS	FTA	18,000,000	-	-	14,400,000	-	-	3,600,000
1471	M	BB	TRF-TCMT-18AJ	2018	MET COUNCIL-MT	SECT 5307: TWIN CITIES MET COUNCIL MT-LOW GROWTH EXPANSION BUS PROCUREMENT	0.0	B9	PURCHASE BUS	FTA	629,457	-	-	503,566	-	-	125,891
1472	M	BB	TRF-TCMT-18AK	2018	MET COUNCIL-MT	SECT 5307: TWIN CITIES MET COUNCIL MT-FACILITIES ENERGY ENHANCEMENTS AND NEW ENERGY INITIATIVES	0.0	B9	BUS GRANT CAPITAL IMPROVEMENT	FTA	1,000,000	-	-	800,000	-	-	200,000
1473	M	BB	TRF-TCMT-18AL	2018	MET COUNCIL-MT	SECT 5307: TWIN CITIES MET COUNCIL MT-HWY 100 & EDEN/VERNON PARK & RIDE IN EDINA	0.0	B9	BUS GRANT CAPITAL IMPROVEMENT	FTA	500,000	-	-	400,000	-	-	100,000
1474	M	BB	TRF-TCMT-18AM	2018	MET COUNCIL-MT	SECT 5307: TWIN CITIES MET COUNCIL MT-FORT SNELLING PARK & RIDE	0.0	B9	BUS GRANT CAPITAL IMPROVEMENT	FTA	250,000	-	-	200,000	-	-	50,000
1477	M	BB	TRF-TCMT-18J	2018	MET COUNCIL-MT	SECT 5307: TWIN CITIES MET COUNCIL MT-TRANSIT BUSINESS COMPUTER HW & SW	0.0	B9	BUS GRANT CAPITAL IMPROVEMENT	FTA	2,400,000	-	-	1,920,000	-	-	480,000
1478	M	BB	TRF-TCMT-18K	2018	MET COUNCIL-MT	SECT 5307: TWIN CITIES MET COUNCIL MT-BUS AND RAIL OPERATIONS COMMUNICATIONS AND CONTROL CAPITAL EQUIPMENT, HARDWARE AND SOFTWARE REPLACEMENT AND EXPANSION, ADVANCE SCHEDULE PLANNING SOFTWARE, CUSTOMER REAL-TIME SOFTWARE	0.0	B9	BUS GRANT CAPITAL IMPROVEMENT	FTA	1,450,000	-	-	1,160,000	-	-	290,000
1480	M	BB	TRF-TCMT-18Q	2018	MET COUNCIL-MTS	SECT 5307: TWIN CITIES MET COUNCIL MTS-REGIONAL FLEET CAPITAL COST OF CONTRACTING	0.0	B9	BUS GRANT CAPITAL IMPROVEMENT	FTA	4,625,000	-	-	3,700,000	-	-	925,000
1481	M	BB	TRF-TCMT-18R	2018	MET COUNCIL-MTS	SECT 5307: TWIN CITIES MET COUNCIL MTS-MTS BUS ACQUISITION	0.0	B9	PURCHASE BUS	FTA	15,750,000	-	-	12,600,000	-	-	3,150,000
1482	M	BB	TRF-TCMT-18S	2018	MET COUNCIL-MTS	SECT 5307: TWIN CITIES MET COUNCIL U OF M-U OF MN BUS ACQUISITION	0.0	B9	PURCHASE BUS	FTA	375,000	-	-	300,000	-	-	75,000
1486	M	BB	TRF-TCMT-18W	2018	MET COUNCIL-MT	SECT 5307: TWIN CITIES MET COUNCIL MT-NORTHSTAR SUPPORT FACILITY CONSTRUCTION, REHAB AND RENOVATION	0.0	B9	RAIL GRANT CAPITAL IMPROVEMENT	FTA	2,062,500	-	-	1,650,000	-	-	412,500
1487	M	BB	TRF-TCMT-18X	2018	MET COUNCIL-MT	SECT 5307: TWIN CITIES MET COUNCIL MT-D-LINE ARTERIAL BRT TRANSITWAY DESIGN, ENGINEERING AND CONSTRUCTION	0.0	B9	BUS TRANSITWAY	FTA	6,821,493	-	-	5,457,194	-	-	1,364,299
1488	M	BB	TRF-TCMT-18Y	2018	MET COUNCIL-MT	SECT 5307: TWIN CITIES MET COUNCIL MT-BUS AND RAIL FARE COLLECTION CAPITAL EQUIPMENT, HARDWARE AND SOFTWARE REPLACEMENT AND EXPANSION	0.0	B9	BUS GRANT CAPITAL IMPROVEMENT	FTA	1,500,000	-	-	1,200,000	-	-	300,000

FTA - SECTION 5307																	
FY 2017-FY 2020 STATE TRANSPORTATION IMPROVEMENT PROGRAM (STIP)																	
SEQ #	ATP	ROUTE SYSTEM	PROJECT NUMBER	YEAR	AGENCY	PROJECT DESCRIPTION	MILES	PRGM	WORK TYPE	FUNDS	TOTAL	FHWA	AC	FTA	TH	BOND	OTHER
1489	M	BB	TRF-TCMT-18Z	2018	MET COUNCIL-MT	SECT 5307: TWIN CITIES MET COUNCIL MT-HEYWOOD GARAGE EXPANSION DESIGN, ENGINEERING AND CONSTRUCTION	0.0	B9	BUS GRANT CAPITAL IMPROVEMENT	FTA	5,000,000	-	-	4,000,000	-	-	1,000,000
											118,099,547	-	-	70,778,882	-	-	47,320,665



FTA - SECTION 5307																	
FY 2017-FY 2020 STATE TRANSPORTATION IMPROVEMENT PROGRAM (STIP)																	
SEQ #	ATP	ROUTE SYSTEM	PROJECT NUMBER	YEAR	AGENCY	PROJECT DESCRIPTION	MILES	PRGM	WORK TYPE	FUNDS	TOTAL	FHWA	AC	FTA	TH	BOND	OTHER
138	1	BB	TRF-0016-19	2019	DULUTH TRANSIT AUTHORITY	SECT 5307: DTA - STRIDE-PURCHASE 3 BUSES (CLASS 400)	0.0	B9	PURCHASE BUS	FTA	427,500	-	-	342,000	-	-	85,500
139	1	BB	TRF-0016-19A	2019	DULUTH TRANSIT AUTHORITY	SECT 5307: DULUTH DIAL-A-RIDE TRANSIT OPERATING ASSISTANCE	0.0	B9	OPERATE BUS	LF	688,726	-	-	-	-	-	688,726
140	1	BB	TRF-0016-19B	2019	DULUTH TRANSIT AUTHORITY	SECT 5307: OPERATING ASSISTANCE	0.0	B9	OPERATE BUS	FTA	7,725,632	-	-	1,493,500	-	-	6,232,132
141	1	BB	TRF-0016-19C	2019	DULUTH TRANSIT AUTHORITY	SECT 5307: DULUTH TRANSIT CAPITAL	0.0	B9	BUS GRANT CAPITAL IMPROVEMENT	FTA	954,810	-	-	720,000	-	-	234,810
142	1	BB	TRF-0016-19D	2019	DULUTH TRANSIT AUTHORITY	S3CT 5307: PREVENTATIVE MAINTENANCE	0.0	B9	OPERATE BUS	LF	4,332,716	-	-	-	-	-	4,332,716
335	2	BB	TRF-0018-19A	2019	EAST GRAND FORKS	SECT 5307: EAST GRAND FORKS DAR TRANSIT OPERATING ASSISTANCE	0.0	B9	OPERATE BUS	LF	70,000	-	-	-	-	-	70,000
336	2	BB	TRF-0018-19B	2019	EAST GRAND FORKS	SECT 5307: EAST GRAND FORKS FIXED ROUTE TRANSIT OPERATING ASSISTANCE	0.0	B9	OPERATE BUS	FTA	359,040	-	-	85,540	-	-	273,500
337	2	BB	TRF-0018-19C	2019	EAST GRAND FORKS	SECT 5307: EAST GRAND FORKS, PURCHASE PARATRANSIT VEHICLE REPLACEMENT	0.0	B9	OPERATE BUS	FTA	40,000	-	-	32,000	-	-	8,000
548	3	BB	TRF-0048-19A	2019	METRO BUS	SECT 5307: OPERATING ASSISTANCE	0.0	B9	OPERATE BUS	FTA	9,342,780	-	-	1,393,000	-	-	7,949,780
549	3	BB	TRF-0048-19B	2019	METRO BUS	SECT 5307: CAPITALIZED PREVENTIVE MAINTENANCE	0.0	B9	OPERATE BUS	FTA	1,255,000	-	-	1,004,000	-	-	251,000
550	3	BB	TRF-0048-19C	2019	METRO BUS	SECT 5307: CAPITAL OFFICE EQUIPMENT & COMPUTERS	0.0	B9	OPERATE BUS	FTA	25,000	-	-	20,000	-	-	5,000
551	3	BB	TRF-0048-19D	2019	METRO BUS	SECT 5307: CAPITAL MAINTENANCE TOOLS & EQUIPMENT	0.0	B9	OPERATE BUS	FTA	15,000	-	-	12,000	-	-	3,000
552	3	BB	TRF-0048-19E	2019	METRO BUS	SECT 5307: CAPITAL BUS SHELTER AMENITIES	0.0	B9	OPERATE BUS	FTA	25,000	-	-	20,000	-	-	5,000
553	3	BB	TRF-0048-19F	2019	METRO BUS	SECT 5307: CAPITAL TSP PROJECTS	0.0	B9	OPERATE BUS	FTA	25,000	-	-	20,000	-	-	5,000
554	3	BB	TRF-0048-19G	2019	METRO BUS	SECT 5307: CAPITAL MOBILITY TRAINING CENTER IMPROVEMENTS	0.0	B9	OPERATE BUS	FTA	25,000	-	-	20,000	-	-	5,000
555	3	BB	TRF-0048-19H	2019	METRO BUS	SECT 5307: CAPITAL INFORMATION TECHNOLOGY PROJECTS	0.0	B9	OPERATE BUS	FTA	20,000	-	-	16,000	-	-	4,000
556	3	BB	TRF-0048-19I	2019	METRO BUS	SECT 5307: CAPITAL OPERATIONS VEHICLE	0.0	B9	OPERATE BUS	FTA	35,000	-	-	28,000	-	-	7,000
557	3	BB	TRF-0048-19J	2019	METRO BUS	SECT 5307: CAPITAL MAINTENANCE VEHICLE	0.0	B9	OPERATE BUS	FTA	35,000	-	-	28,000	-	-	7,000
733	4	BB	TRF-0034-19A	2019	MOORHEAD	SECT 5307: CITY OF MOORHEAD TRANSIT OPERATING ASSISTANCE	0.0	B9	OPERATE BUS	FTA	3,087,300	-	-	441,000	-	-	2,646,300
734	4	BB	TRF-0034-19B	2019	MOORHEAD	SECT 5307: MOORHEAD PLANNING ASSISTANCE	0.0	B9	PLANNING	FTA	23,000	-	-	18,400	-	-	4,600
735	4	BB	TRF-0034-19D	2019	MOORHEAD	CITY OF MOORHEAD, PURCHASE BUS (CLASS 400) AND BUS RELATED EQUIPMENT	0.0	B9	PREVENTIVE MAINTENANCE	FTA	69,750	-	-	55,800	-	-	13,950
736	4	BB	TRF-0034-19E	2019	MOORHEAD	CITY OF MOORHEAD, PURCHASE BUS (CLASS 400) AND BUS RELATED EQUIPMENT	0.0	B9	PREVENTIVE MAINTENANCE	FTA	69,750	-	-	55,800	-	-	13,950
737	4	BB	TRF-0034-19F	2019	MOORHEAD	CITY OF MOORHEAD, PURCHASE VAN (CLASS 200) AND VAN RELATED EQUIPMENT	0.0	B9	PREVENTIVE MAINTENANCE	FTA	27,000	-	-	21,600	-	-	5,400
884	6	BB	TRF-0047-19	2019	ROCHESTER	SECT 5307: ROCHESTER DAR OPERATING ASSISTANCE	0.0	B9	BUS GRANT CAPITAL IMPROVEMENT	LF	876,978	-	-	-	-	-	876,978
885	6	BB	TRF-0047-19A	2019	ROCHESTER	SECT 5307: ROCHESTER RR OPERATING ASSISTANCE	0.0	B9	OPERATE BUS	FTA	9,242,339	-	-	2,000,000	-	-	7,242,339
886	6	BB	TRF-0047-19B	2019	ROCHESTER	ST MARY'S STATION - CONSTRUCTION	0.0	B9	BUS GRANT CAPITAL IMPROVEMENT	FTA	250,000	-	-	200,000	-	-	50,000
887	6	BB	TRF-3780-19	2019	LA CRESCENT	SECT 5307: LACRESCENT TRANSIT OPERATING ASSISTANCE	0.0	B9	OPERATE BUS	FTA	361,584	-	-	72,317	-	-	289,267

FTA - SECTION 5307																	
FY 2017-FY 2020 STATE TRANSPORTATION IMPROVEMENT PROGRAM (STIP)																	
SEQ #	ATP	ROUTE SYSTEM	PROJECT NUMBER	YEAR	AGENCY	PROJECT DESCRIPTION	MILES	PRGM	WORK TYPE	FUNDS	TOTAL	FHWA	AC	FTA	TH	BOND	OTHER
1077	7	BB	TRF-0028-19A	2019	MNDOT	SECT 5307: CITY OF MANKATO RR TRANSIT OPERATING ASSISTANCE	0.0	B9	OPERATE BUS	FTA	1,751,000	-	-	435,755	-	-	1,315,245
1078	7	BB	TRF-0028-19B	2019	MNDOT	SECT 5307: CITY OF MANKATO RR TRANSIT PREVENTATIVE MAINTENANCE	0.0	B9	OPERATE BUS	FTA	255,000	-	-	188,000	-	-	67,000
1598	M	BB	TRF-TCMT-19AC	2019	MET COUNCIL-MT	SECT 5307: TWIN CITIES MET COUNCIL MT-TRANSIT BUSINESS COMPUTER HW & SW	0.0	B9	BUS GRANT CAPITAL IMPROVEMENT	FTA	2,000,000	-	-	1,600,000	-	-	400,000
1599	M	BB	TRF-TCMT-19AD	2019	MET COUNCIL-MT	SECT 5307: TWIN CITIES MET COUNCIL MT-BUS ACQUISITION	0.0	B9	PURCHASE BUS	FTA	39,500,000	-	-	31,600,000	-	-	7,900,000
1601	M	BB	TRF-TCMT-19AF	2019	MET COUNCIL-MT	SECT 5307: TWIN CITIES MET COUNCIL MT-NORTHSTAR SUPPORT FACILITY CONSTRUCTION, REHAB AND RENOVATION	0.0	B9	RAIL GRANT CAPITAL IMPROVEMENT	FTA	2,612,500	-	-	2,090,000	-	-	522,500
1602	M	BB	TRF-TCMT-19AG	2019	MET COUNCIL-MT	SECT 5307: TWIN CITIES MET COUNCIL MT-LOW GROWTH EXPANSION BUS PROCUREMENT	0.0	B9	PURCHASE BUS	FTA	629,457	-	-	503,566	-	-	125,891
1603	M	BB	TRF-TCMT-19AH	2019	MET COUNCIL-MT	SECT 5307: TWIN CITIES MET COUNCIL MT-HWY 100 & EDEN/VERNON PARK & RIDE IN EDINA	0.0	B9	BUS GRANT CAPITAL IMPROVEMENT	FTA	500,000	-	-	400,000	-	-	100,000
1604	M	BB	TRF-TCMT-19AJ	2019	MET COUNCIL-MT	SECT 5307: TWIN CITIES MET COUNCIL MT-FUTURE ARTERIAL BUS RAPID TRANSIT LINE DESIGN AND ENGINEERING	0.0	B9	BUS TRANSITWAY	FTA	100,000	-	-	80,000	-	-	20,000
1605	M	BB	TRF-TCMT-19AK	2019	MET COUNCIL-MT	SECT 5307: TWIN CITIES MET COUNCIL MT-FORT SNELLING PARK & RIDE	0.0	B9	BUS GRANT CAPITAL IMPROVEMENT	FTA	250,000	-	-	200,000	-	-	50,000
1607	M	BB	TRF-TCMT-19B	2019	MET COUNCIL-MT	SECT 5307: TWIN CITIES MET COUNCIL MT-BUS AND RAIL OPERATIONS COMMUNICATIONS AND CONTROL CAPITAL EQUIPMENT, HARDWARE AND SOFTWARE REPLACEMENT AND EXPANSION, ADVANCE SCHEDULE PLANNING SOFTWARE, CUSTOMER REAL-TIME SOFTWARE	0.0	B9	BUS GRANT CAPITAL IMPROVEMENT	FTA	1,050,000	-	-	840,000	-	-	210,000
1610	M	BB	TRF-TCMT-19G	2019	MET COUNCIL-MT	SECT 5307: TWIN CITIES MET COUNCIL MT-BUS AND RAIL FARE COLLECTION CAPITAL EQUIPMENT, HARDWARE AND SOFTWARE REPLACEMENT AND EXPANSION	0.0	B9	BUS GRANT CAPITAL IMPROVEMENT	FTA	1,000,000	-	-	800,000	-	-	200,000
1611	M	BB	TRF-TCMT-19H	2019	MET COUNCIL-MT	SECT 5307: TWIN CITIES MET COUNCIL MT-HEYWOOD GARAGE EXPANSION DESIGN, ENGINEERING AND CONSTRUCTION	0.0	B9	BUS GRANT CAPITAL IMPROVEMENT	FTA	5,000,000	-	-	4,000,000	-	-	1,000,000
1612	M	BB	TRF-TCMT-19J	2019	MET COUNCIL-MT	SECT 5307: TWIN CITIES MET COUNCIL MT-LIGHT RAIL MISCELLANEOUS EQUIPMENT IMPROVEMENT (VIDEO, TRAIN OPERATOR TECH, SYSTEMS TECH, SECURITY, TRACK TECHNOLOGY AND EQUIPMENT)	0.0	B9	RAIL GRANT CAPITAL IMPROVEMENT	FTA	1,500,000	-	-	1,200,000	-	-	300,000
1614	M	BB	TRF-TCMT-19P	2019	MET COUNCIL-MTS	SECT 5307: TWIN CITIES MET COUNCIL MTS-MTS BUS ACQUISITION	0.0	B9	PURCHASE BUS	FTA	22,125,000	-	-	17,700,000	-	-	4,425,000
1615	M	BB	TRF-TCMT-19Q	2019	MET COUNCIL-MTS	SECT 5307: TWIN CITIES MET COUNCIL U OF M-U OF MN BUS ACQUISITION	0.0	B9	PURCHASE BUS	FTA	375,000	-	-	300,000	-	-	75,000
1616	M	BB	TRF-TCMT-19S	2019	MET COUNCIL-MTS	SECT 5307: TWIN CITIES MET COUNCIL MTS-REGIONAL FLEET CAPITAL COST OF CONTRACTING	0.0	B9	BUS GRANT CAPITAL IMPROVEMENT	FTA	4,625,000	-	-	3,700,000	-	-	925,000
1617	M	BB	TRF-TCMT-19X	2019	MET COUNCIL-MT	SECT 5307: TWIN CITIES MET COUNCIL MT-PREVENTIVE MAINTENANCE	0.0	B9	BUS GRANT CAPITAL IMPROVEMENT	FTA	9,500,000	-	-	7,600,000	-	-	1,900,000
1618	M	BB	TRF-TCMT-19Y	2019	MET COUNCIL-MT	SECT 5307: TWIN CITIES MET COUNCIL MT-ENGINEER, DESIGN AND CONSTRUCT STILLWATER PARK AND RIDE AT MN36, STILLWATER	0.0	B9	BUS GRANT CAPITAL IMPROVEMENT	FTA	750,000	-	-	600,000	-	-	150,000
											132,931,862	-	-	81,936,278	-	-	50,995,584

FTA - SECTION 5307																	
FY 2017-FY 2020 STATE TRANSPORTATION IMPROVEMENT PROGRAM (STIP)																	
SEQ #	ATP	ROUTE SYSTEM	PROJECT NUMBER	YEAR	AGENCY	PROJECT DESCRIPTION	MILES	PRGM	WORK TYPE	FUNDS	TOTAL	FHWA	AC	FTA	TH	BOND	OTHER
187	1	BB	TRF-0016-20A	2020	DULUTH TRANSIT AUTHORITY	SECT 5307: DULUTH DIAL-A-RIDE TRANSIT OPERATING ASSISTANCE	0.0	B9	OPERATE BUS	LF	1,300,000	-	-	-	-	-	1,300,000
188	1	BB	TRF-0016-20B	2020	DULUTH TRANSIT AUTHORITY	SECT 5307: OPERATING ASSISTANCE - REGULAR ROUTE	0.0	B9	OPERATE BUS	FTA	21,000,000	-	-	3,000,000	-	-	18,000,000
189	1	BB	TRF-0016-20C	2020	DULUTH TRANSIT AUTHORITY	SECT 5307: DULUTH TRANSIT CAPITAL	0.0	B9	BUS GRANT CAPITAL IMPROVEMENT	FTA	1,500,000	-	-	1,200,000	-	-	300,000
370	2	BB	TRF-0018-20A	2020	EAST GRAND FORKS	SECT 5307: EAST GRAND FORKS DAR TRANSIT OPERATING ASSISTANCE	0.0	B9	OPERATE BUS	LF	71,000	-	-	-	-	-	71,000
371	2	BB	TRF-0018-20B	2020	EAST GRAND FORKS	SECT 5307: EAST GRAND FORKS FIXED ROUTE TRANSIT OPERATING ASSISTANCE	0.0	B9	OPERATE BUS	FTA	369,800	-	-	88,100	-	-	281,700
372	2	BB	TRF-0018-20C	2020	EAST GRAND FORKS	SECT 5307: EAST GRAND FORKS, PURCHASE PARATRANSIT VEHICLE REPLACEMENT	0.0	B9	OPERATE BUS	FTA	40,000	-	-	32,000	-	-	8,000
761	4	BB	TRF-0034-20A	2020	MOORHEAD	SECT 5307: CITY OF MOORHEAD TRANSIT OPERATING ASSISTANCE	0.0	B9	OPERATE BUS	FTA	3,210,300	-	-	454,000	-	-	2,756,300
762	4	BB	TRF-0034-20B	2020	MOORHEAD	SECT 5307: MOORHEAD PLANNING ASSISTANCE	0.0	B9	PLANNING	FTA	23,000	-	-	18,400	-	-	4,600
763	4	BB	TRF-0034-20D	2020	MOORHEAD	CITY OF MOORHEAD, COMMUNICATION EQUIPMENT	0.0	B9	PREVENTIVE MAINTENANCE	FTA	59,000	-	-	47,200	-	-	11,800
933	6	BB	TRF-0047-20	2020	ROCHESTER	SECT 5307: ROCHESTER DAR OPERATING ASSISTANCE	0.0	B9	BUS GRANT CAPITAL IMPROVEMENT	LF	876,978	-	-	-	-	-	876,978
934	6	BB	TRF-0047-20A	2020	ROCHESTER	SECT 5307: ROCHESTER RR OPERATING ASSISTANCE	0.0	B9	OPERATE BUS	FTA	9,242,339	-	-	2,000,000	-	-	7,242,339
935	6	BB	TRF-0047-20B	2020	ROCHESTER	SECT 5307: CONSTRUCT PARK & RIDE (DMC)	0.0	B9	BUS GRANT CAPITAL IMPROVEMENT	FTA	16,000,000	-	-	12,800,000	-	-	3,200,000
936	6	BB	TRF-3780-20	2020	LA CRESCENT	SECT 5307: LACRESCENT TRANSIT OPERATING ASSISTANCE	0.0	B9	OPERATE BUS	FTA	361,584	-	-	72,317	-	-	289,267
1109	7	BB	TRF-0028-20A	2020	MNDOT	SECT 5307: CITY OF MANKATO RR TRANSIT OPERATING ASSISTANCE	0.0	B9	OPERATE BUS	FTA	1,751,000	-	-	435,755	-	-	1,315,245
1110	7	BB	TRF-0028-20B	2020	MNDOT	SECT 5307: CITY OF MANKATO RR TRANSIT PREVENTATIVE MAINTENANCE	0.0	B9	OPERATE BUS	FTA	255,000	-	-	188,000	-	-	67,000
1711	M	BB	TRF-TCMT-20	2020	MET COUNCIL-MTS	SECT 5307: TWIN CITIES MET COUNCIL MTS-MTS BUS ACQUISITION	0.0	B9	PURCHASE BUS	FTA	20,875,000	-	-	16,700,000	-	-	4,175,000
1712	M	BB	TRF-TCMT-20A	2020	MET COUNCIL-MTS	SECT 5307: TWIN CITIES MET COUNCIL U OF M-U OF MN BUS ACQUISITION	0.0	B9	PURCHASE BUS	FTA	375,000	-	-	300,000	-	-	75,000
1713	M	BB	TRF-TCMT-20B	2020	MET COUNCIL-MTS	SECT 5307: TWIN CITIES MET COUNCIL MTS-REGIONAL FLEET CAPITAL COST OF CONTRACTING	0.0	B9	BUS GRANT CAPITAL IMPROVEMENT	FTA	4,625,000	-	-	3,700,000	-	-	925,000
1715	M	BB	TRF-TCMT-20D	2020	MET COUNCIL-MT	SECT 5307: TWIN CITIES MET COUNCIL MT-BUS AND RAIL OPERATIONS COMMUNICATIONS AND CONTROL CAPITAL EQUIPMENT, HARDWARE AND SOFTWARE REPLACEMENT AND EXPANSION, ADVANCE SCHEDULE PLANNING SOFTWARE, CUSTOMER REAL-TIME SOFTWARE	0.0	B9	BUS GRANT CAPITAL IMPROVEMENT	FTA	750,000	-	-	600,000	-	-	150,000
1716	M	BB	TRF-TCMT-20E	2020	MET COUNCIL-MT	SECT 5307: TWIN CITIES MET COUNCIL MT-BUS ACQUISITION	0.0	B9	PURCHASE BUS	FTA	38,500,000	-	-	30,800,000	-	-	7,700,000
1719	M	BB	TRF-TCMT-20H	2020	MET COUNCIL-MT	SECT 5307: TWIN CITIES MET COUNCIL MT-NORTHSTAR SUPPORT FACILITY CONSTRUCTION, REHAB AND RENOVATION	0.0	B9	RAIL GRANT CAPITAL IMPROVEMENT	FTA	1,112,500	-	-	890,000	-	-	222,500
1720	M	BB	TRF-TCMT-20J	2020	MET COUNCIL-MT	SECT 5307: TWIN CITIES MET COUNCIL MT-LOW GROWTH EXPANSION BUS PROCUREMENT	0.0	B9	PURCHASE BUS	FTA	629,457	-	-	503,566	-	-	125,891
1721	M	BB	TRF-TCMT-20K	2020	MET COUNCIL-MT	SECT 5307: TWIN CITIES MET COUNCIL MT-HWY 100 & EDEN/VERNON PARK & RIDE IN EDINA	0.0	B9	BUS GRANT CAPITAL IMPROVEMENT	FTA	500,000	-	-	400,000	-	-	100,000

FTA - SECTION 5307			FY 2017-FY 2020 STATE TRANSPORTATION IMPROVEMENT PROGRAM (STIP)														
SEQ #	ATP	ROUTE SYSTEM	PROJECT NUMBER	YEAR	AGENCY	PROJECT DESCRIPTION	MILES	PRGM	WORK TYPE	FUNDS	TOTAL	FHWA	AC	FTA	TH	BOND	OTHER
1722	M	BB	TRF-TCMT-20L	2020	MET COUNCIL-MT	SECT 5307: TWIN CITIES MET COUNCIL MT-FORT SNELLING PARK & RIDE	0.0	B9	BUS GRANT CAPITAL IMPROVEMENT	FTA	250,000	-	-	200,000	-	-	50,000
1723	M	BB	TRF-TCMT-20M	2020	MET COUNCIL-MT	SECT 5307: TWIN CITIES MET COUNCIL MT-G-LINE ARTERIAL BRT TRANSITWAY DESIGN & ENGINEERING	0.0	B9	BUS TRANSITWAY	FTA	100,000	-	-	80,000	-	-	20,000
1724	M	BB	TRF-TCMT-20N	2020	MET COUNCIL-MT	SECT 5307: TWIN CITIES MET COUNCIL MT-HEYWOOD GARAGE EXPANSION DESIGN, ENGINEERING AND CONSTRUCTION	0.0	B9	BUS GRANT CAPITAL IMPROVEMENT	FTA	5,000,000	-	-	4,000,000	-	-	1,000,000
1725	M	BB	TRF-TCMT-20P	2020	MET COUNCIL-MT	SECT 5307: TWIN CITIES MET COUNCIL MT-LIGHT RAIL MISCELLANEOUS EQUIPMENT IMPROVEMENT: VIDEO, TRAIN OPERATOR TECH, SYSTEMS TECH, SECURITY, TRACK TECHNOLOGY AND EQUIPMENT	0.0	B9	RAIL GRANT CAPITAL IMPROVEMENT	FTA	1,925,000	-	-	1,540,000	-	-	385,000
1728	M	BB	TRF-TCMT-20S	2020	MET COUNCIL-MT	SECT 5307: TWIN CITIES MET COUNCIL MT-LIGHT RAIL VEHICLE PROCUREMENT	0.0	B9	RAIL GRANT CAPITAL IMPROVEMENT	FTA	2,800,000	-	-	2,240,000	-	-	560,000
1729	M	BB	TRF-TCMT-20T	2020	MET COUNCIL-MT	SECT 5307: TWIN CITIES MET COUNCIL MT-PREVENTIVE MAINTENANCE	0.0	B9	BUS GRANT CAPITAL IMPROVEMENT	FTA	9,500,000	-	-	7,600,000	-	-	1,900,000
1730	M	BB	TRF-TCMT-20U	2020	MET COUNCIL-MT	SECT 5307: TWIN CITIES MET COUNCIL MT-ENGINEER, DESIGN AND CONSTRUCT STILLWATER PARK AND RIDE AT TH 36, STILLWATER	0.0	B9	BUS GRANT CAPITAL IMPROVEMENT	FTA	750,000	-	-	600,000	-	-	150,000
1732	M	BB	TRF-TCMT-20W	2020	MET COUNCIL-MT	SECT 5307: TWIN CITIES MET COUNCIL MT-TRANSIT BUSINESS COMPUTER HW & SW	0.0	B9	BUS GRANT CAPITAL IMPROVEMENT	FTA	3,300,000	-	-	2,640,000	-	-	660,000
											<b>147,051,958</b>	-	-	<b>93,129,338</b>	-	-	<b>53,922,620</b>

FTA - SECTION 5309				FY 2017-FY 2020 STATE TRANSPORTATION IMPROVEMENT PROGRAM (STIP)													
SEQ #	ATP	ROUTE SYSTEM	PROJECT NUMBER	YEAR	AGENCY	PROJECT DESCRIPTION	MILES	PRGM	WORK TYPE	FUNDS	TOTAL	FHWA	AC	FTA	TH	BOND	OTHER
1301	M	BB	TRF-TCMT-17AL	2017	MET COUNCIL-MT	SECT 5309: TWIN CITIES MET COUNCIL MT-ORANGE LINE BRT DESIGN, ENGINEERING AND CONSTRUCTION	17.0	B3	BUS TRANSITWAY	FTA	13,763,875	-	-	11,011,100	-	-	2,752,775
1316	M	BB	TRF-TCMT-17BD	2017	MET COUNCIL-MT	SECT 5309: TWIN CITIES MET COUNCIL MT-LADDERS OF OPPORTUNITY AWARD - IMPROVE, REPLACE & CONSTRUCT BUS FACILITIES, MPLS & ST PAUL	0.0	B3	BUS GRANT CAPITAL IMPROVEMENT	FTA	3,507,500	-	-	2,806,000	-	-	701,500
1327	M	BB	TRF-TCMT-17Y	2017	MET COUNCIL-MT	SECT 5309: SOUTHWEST LIGHT RAIL TRANSIT (GREEN LINE EXTENSION)-NEW START FFGA 2017 APPROPRIATION	14.5	B3	RAIL TRANSITWAY	FTA	300,000,000	-	-	150,000,000	-	-	150,000,000
											317,271,375	-	-	163,817,100	-	-	153,454,275

FTA - SECTION 5309																	
FY 2017-FY 2020 STATE TRANSPORTATION IMPROVEMENT PROGRAM (STIP)																	
SEQ #	ATP	ROUTE SYSTEM	PROJECT NUMBER	YEAR	AGENCY	PROJECT DESCRIPTION	MILES	PRGM	WORK TYPE	FUNDS	TOTAL	FHWA	AC	FTA	TH	BOND	OTHER
1475	M	BB	TRF-TCMT-18AN	2018	MET COUNCIL-MT	SECT 5309: TWIN CITIES MET COUNCIL MT-ORANGE LINE BRT DESIGN, ENGINEERING AND CONSTRUCTION	17.0	B3	BUS TRANSITWAY	FTA	13,763,875	-	-	11,011,100	-	-	2,752,775
1484	M	BB	TRF-TCMT-18U	2018	MET COUNCIL-MT	SECT 5309: SOUTHWEST LIGHT RAIL TRANSIT (GREEN LINE EXTENSION)-NEW START FFGA 2018 APPROPRIATION	14.5	B3	RAIL TRANSITWAY	FTA	200,000,000	-	-	100,000,000	-	-	100,000,000
1485	M	BB	TRF-TCMT-18V	2018	MET COUNCIL-MT	SECT 5309: METRO BLUE LINE EXTENSION (BOTTINEAU LIGHT RAIL TRANSIT)-NEW START FFGA 2018 APPROPRIATION	13.0	B3	RAIL TRANSITWAY	FTA	204,081,633	-	-	100,000,000	-	-	104,081,633
											<b>417,845,508</b>	-	-	<b>211,011,100</b>	-	-	<b>206,834,408</b>

FTA - SECTION 5309																	
FY 2017-FY 2020 STATE TRANSPORTATION IMPROVEMENT PROGRAM (STIP)																	
SEQ #	ATP	ROUTE SYSTEM	PROJECT NUMBER	YEAR	AGENCY	PROJECT DESCRIPTION	MILES	PRGM	WORK TYPE	FUNDS	TOTAL	FHWA	AC	FTA	TH	BOND	OTHER
1596	M	BB	TRF-TCMT-19A	2019	MET COUNCIL-MT	SECT 5309: METRO BLUE LINE EXTENSION (BOTTINEAU LIGHT RAIL TRANSIT)-NEW START FFGA 2019 APPROPRIATION	13.0	B3	RAIL TRANSITWAY	FTA	204,081,633	-	-	100,000,000	-	-	104,081,633
1606	M	BB	TRF-TCMT-19AL	2019	MET COUNCIL-MT	SECT 5309: TWIN CITIES MET COUNCIL MT-ORANGE LINE BRT DESIGN, ENGINEERING AND CONSTRUCTION	17.0	B3	BUS TRANSITWAY	FTA	13,763,875	-	-	11,011,100	-	-	2,752,775
1619	M	BB	TRF-TCMT-19Z	2019	MET COUNCIL-MT	SECT 5309: SOUTHWEST LIGHT RAIL TRANSIT (GREEN LINE EXTENSION)-NEW START FFGA 2019 APPROPRIATION	14.5	B3	RAIL TRANSITWAY	FTA	200,000,000	-	-	100,000,000	-	-	100,000,000
											<b>417,845,508</b>	-	-	<b>211,011,100</b>	-	-	<b>206,834,408</b>

FTA - SECTION 5309			FY 2017-FY 2020 STATE TRANSPORTATION IMPROVEMENT PROGRAM (STIP)														
SEQ #	ATP	ROUTE SYSTEM	PROJECT NUMBER	YEAR	AGENCY	PROJECT DESCRIPTION	MILES	PRGM	WORK TYPE	FUNDS	TOTAL	FHWA	AC	FTA	TH	BOND	OTHER
1733	M	BB	TRF-TCMT-20X	2020	MET COUNCIL-MT	SECT 5309: METRO BLUE LINE EXTENSION (BOTTINEAU LIGHT RAIL TRANSIT)-NEW START FFGA 2019 APPROPRIATION	13.0	B3	RAIL TRANSITWAY	FTA	204,081,633	-	-	100,000,000	-	-	104,081,633
1734	M	BB	TRF-TCMT-20Y	2020	MET COUNCIL-MT	SECT 5309: SOUTHWEST LIGHT RAIL TRANSIT (GREEN LINE EXTENSION)-NEW START FFGA 2020 APPROPRIATION	14.5	B3	RAIL TRANSITWAY	FTA	200,000,000	-	-	100,000,000	-	-	100,000,000
1735	M	BB	TRF-TCMT-20Z	2020	MET COUNCIL-MT	SECT 5309: TWIN CITIES MET COUNCIL MT-ORANGE LINE BRT DESIGN, ENGINEERING AND CONSTRUCTION	17.0	B3	BUS TRANSITWAY	FTA	13,763,875	-	-	11,011,100	-	-	2,752,775
											<b>417,845,508</b>	-	-	<b>211,011,100</b>	-	-	<b>206,834,408</b>



FTA - SECTION 5310			FY 2017-FY 2020 STATE TRANSPORTATION IMPROVEMENT PROGRAM (STIP)														
SEQ #	ATP	ROUTE SYSTEM	PROJECT NUMBER	YEAR	AGENCY	PROJECT DESCRIPTION	MILES	PRGM	WORK TYPE	FUNDS	TOTAL	FHWA	AC	FTA	TH	BOND	OTHER
1982	C	BB	TRF-0051-17	2017	MNDOT	SECTION 5310; SCOTT COUNTY; MOBILITY MANAGEMENT	0.0	NB	OPERATE BUS	FTA	350,000	-	-	280,000	-	-	70,000
1983	C	BB	TRF-9056-17	2017	MNDOT	SECTION 5310; NEWTRAX; MOBILITY MANAGEMENT	0.0	NB	OPERATE BUS	FTA	166,000	-	-	132,800	-	-	33,200
1987	C	BB	TRF-9107-17	2017	MNDOT	SECT 5310: GREATER MN TRANSIT CAPITAL INCLUDING RURAL TRANSIT BUSES, MOBILITY MANAGEMENT AND ITS PROJECTS	0.0	NB	PURCHASE BUS	FTA	1,943,750	-	-	1,555,000	-	-	388,750
1988	C	BB	TRF-9110-17	2017	MNDOT	SECT 5310: MN TRANSIT CAPITAL INCLUDING LARGE URBAN TRANSIT BUSES, MOBILITY MANAGEMENT, AND ITS PROJECTS	0.0	NB	PURCHASE BUS	FTA	2,055,000	-	-	1,644,000	-	-	411,000
1989	C	BB	TRF-9117-17	2017	MNDOT	SECTION 5310; DAKOTA COUNTY; MOBILITY MANAGEMENT	0.0	NB	OPERATE BUS	FTA	229,000	-	-	183,200	-	-	45,800
1991	C	BB	TRF-9122-17	2017	MNDOT	SECT 5310: SMALL URBAN TRANSIT CAPITAL INCLUDING SMALL URBAN TRANSIT BUSES, MOBILITY MANAGEMENT, AND ITS PROJECTS	0.0	NB	PURCHASE BUS	FTA	987,500	-	-	790,000	-	-	197,500
1992	C	BB	TRF-9127-17	2017	MNDOT	SECTION 5310; WASHINGTON COUNTY; MOBILITY MANAGEMENT	0.0	NB	OPERATE BUS	FTA	125,000	-	-	100,000	-	-	25,000
											5,856,250	-	-	4,685,000	-	-	1,171,250

FTA - SECTION 5310			FY 2017-FY 2020 STATE TRANSPORTATION IMPROVEMENT PROGRAM (STIP)														
SEQ #	ATP	ROUTE SYSTEM	PROJECT NUMBER	YEAR	AGENCY	PROJECT DESCRIPTION	MILES	PRGM	WORK TYPE	FUNDS	TOTAL	FHWA	AC	FTA	TH	BOND	OTHER
2002	C	BB	TRF-9107-18	2018	MNDOT	SECT 5310: GREATER MN TRANSIT CAPITAL INCLUDING RURAL TRANSIT BUSES, MOBILITY MANAGEMENT AND ITS PROJECTS	0.0	NB	PURCHASE BUS	FTA	1,943,750	-	-	1,555,000	-	-	388,750
2003	C	BB	TRF-9110-18	2018	MNDOT	SECT 5310: MN TRANSIT CAPITAL INCLUDING LARGE URBAN TRANSIT BUSES, MOBILITY MANAGEMENT, AND ITS PROJECTS	0.0	NB	PURCHASE BUS	FTA	2,975,000	-	-	2,380,000	-	-	595,000
2005	C	BB	TRF-9122-18	2018	MNDOT	SECT 5310: SMALL URBAN TRANSIT CAPITAL INCLUDING SMALL URBAN TRANSIT BUSES, MOBILITY MANAGEMENT, AND ITS PROJECTS	0.0	NB	PURCHASE BUS	FTA	987,500	-	-	790,000	-	-	197,500
											5,906,250	-	-	4,725,000	-	-	1,181,250

FTA - SECTION 5310			FY 2017-FY 2020 STATE TRANSPORTATION IMPROVEMENT PROGRAM (STIP)														
SEQ #	ATP	ROUTE SYSTEM	PROJECT NUMBER	YEAR	AGENCY	PROJECT DESCRIPTION	MILES	PRGM	WORK TYPE	FUNDS	TOTAL	FHWA	AC	FTA	TH	BOND	OTHER
2012	C	BB	TRF-9107-19	2019	MNDOT	SECT 5310: GREATER MN TRANSIT CAPITAL INCLUDING RURAL TRANSIT BUSES, MOBILITY MANAGEMENT AND ITS PROJECTS	0.0	NB	PURCHASE BUS	FTA	1,943,750	-	-	1,555,000	-	-	388,750
2013	C	BB	TRF-9110-19	2019	MNDOT	SECT 5310: MN TRANSIT CAPITAL INCLUDING LARGE URBAN TRANSIT BUSES, MOBILITY MANAGEMENT, AND ITS PROJECTS	0.0	NB	PURCHASE BUS	FTA	3,043,750	-	-	2,435,000	-	-	608,750
2015	C	BB	TRF-9122-19	2019	MNDOT	SECT 5310: SMALL URBAN TRANSIT CAPITAL INCLUDING SMALL URBAN TRANSIT BUSES, MOBILITY MANAGEMENT, AND ITS PROJECTS	0.0	NB	PURCHASE BUS	FTA	987,500	-	-	790,000	-	-	197,500
											<b>5,975,000</b>	-	-	<b>4,780,000</b>	-	-	<b>1,195,000</b>

FTA - SECTION 5310			FY 2017-FY 2020 STATE TRANSPORTATION IMPROVEMENT PROGRAM (STIP)														
SEQ #	ATP	ROUTE SYSTEM	PROJECT NUMBER	YEAR	AGENCY	PROJECT DESCRIPTION	MILES	PRGM	WORK TYPE	FUNDS	TOTAL	FHWA	AC	FTA	TH	BOND	OTHER
2022	C	BB	TRF-9107-20	2020	MNDOT	SECT 5310: GREATER MN TRANSIT CAPITAL INCLUDING RURAL TRANSIT BUSES, MOBILITY MANAGEMENT AND ITS PROJECTS	0.0	NB	PURCHASE BUS	FTA	1,943,750	-	-	1,555,000	-	-	388,750
2023	C	BB	TRF-9110-20	2020	MNDOT	SECT 5310: MN TRANSIT CAPITAL INCLUDING LARGE URBAN TRANSIT BUSES, MOBILITY MANAGEMENT, AND ITS PROJECTS	0.0	NB	PURCHASE BUS	FTA	3,106,250	-	-	2,485,000	-	-	621,250
2025	C	BB	TRF-9122-20	2020	MNDOT	SECT 5310: SMALL URBAN TRANSIT CAPITAL INCLUDING SMALL URBAN TRANSIT BUSES, MOBILITY MANAGEMENT, AND ITS PROJECTS	0.0	NB	PURCHASE BUS	FTA	987,500	-	-	790,000	-	-	197,500
											<b>6,037,500</b>	-	-	<b>4,830,000</b>	-	-	<b>1,207,500</b>

FTA - SECTION 5311 AND 5311(F)				FY 2017-FY 2020 STATE TRANSPORTATION IMPROVEMENT PROGRAM (STIP)													
SEQ #	ATP	ROUTE SYSTEM	PROJECT NUMBER	YEAR	AGENCY	PROJECT DESCRIPTION	MILES	PRGM	WORK TYPE	FUNDS	TOTAL	FHWA	AC	FTA	TH	BOND	OTHER
1984	C	BB	TRF-9081-17	2017	MNDOT	SECT 5311(F): INTER-CITY BUS PROGRAM: INCLUDES OPERATING (50%/100%) CAPITAL VEHICLE PURCHASES (80%), CAPITAL VEHICLE REHAB (80%), MARKETING (80%)	0.0	OB	OPERATE BUS	FTA	4,274,500	-	-	2,500,000	-	-	1,774,500
1985	C	BB	TRF-9101-17	2017	MNDOT	SECT 5311: GREATER MN TRANSIT OPERATING; PUBLIC TRANSIT OPERATING ASSISTANCE	0.0	OB	OPERATE BUS	FTA	47,260,520	-	-	14,800,000	-	-	32,460,520
											51,535,020	-	-	17,300,000	-	-	34,235,020

FTA - SECTION 5311 AND 5311(F)				FY 2017-FY 2020 STATE TRANSPORTATION IMPROVEMENT PROGRAM (STIP)													
SEQ #	ATP	ROUTE SYSTEM	PROJECT NUMBER	YEAR	AGENCY	PROJECT DESCRIPTION	MILES	PRGM	WORK TYPE	FUNDS	TOTAL	FHWA	AC	FTA	TH	BOND	OTHER
1999	C	BB	TRF-9081-18	2018	MNDOT	SECT 5311(F): INTER-CITY BUS PROGRAM: INCLUDES OPERATING (50%/100%) CAPITAL VEHICLE PURCHASES (80%), CAPITAL VEHICLE REHAB (80%), MARKETING (80%)	0.0	OB	OPERATE BUS	FTA	4,402,735	-	-	2,700,000	-	-	1,702,735
2000	C	BB	TRF-9101-18	2018	MNDOT	SECT 5311: GREATER MN TRANSIT OPERATING; PUBLIC TRANSIT OPERATING ASSISTANCE	0.0	OB	OPERATE BUS	FTA	48,678,336	-	-	15,000,000	-	-	33,678,336
											<b>53,081,071</b>	-	-	<b>17,700,000</b>	-	-	<b>35,381,071</b>

FTA - SECTION 5311 AND 5311(F)				FY 2017-FY 2020 STATE TRANSPORTATION IMPROVEMENT PROGRAM (STIP)													
SEQ #	ATP	ROUTE SYSTEM	PROJECT NUMBER	YEAR	AGENCY	PROJECT DESCRIPTION	MILES	PRGM	WORK TYPE	FUNDS	TOTAL	FHWA	AC	FTA	TH	BOND	OTHER
2009	C	BB	TRF-9081-19	2019	MNDOT	SECT 5311(F): INTER-CITY BUS PROGRAM: INCLUDES OPERATING (50%/100%) CAPITAL VEHICLE PURCHASES (80%), CAPITAL VEHICLE REHAB (80%), MARKETING (80%)	0.0	OB	OPERATE BUS	FTA	4,534,817	-	-	2,900,000	-	-	1,634,817
2010	C	BB	TRF-9101-19	2019	MNDOT	SECT 5311: GREATER MN TRANSIT OPERATING; PUBLIC TRANSIT OPERATING ASSISTANCE	0.0	OB	OPERATE BUS	FTA	50,138,686	-	-	15,100,000	-	-	35,038,686
											<b>54,673,503</b>	-	-	<b>18,000,000</b>	-	-	<b>36,673,503</b>

FTA - SECTION 5311 AND 5311(F)																	
FY 2017-FY 2020 STATE TRANSPORTATION IMPROVEMENT PROGRAM (STIP)																	
SEQ #	ATP	ROUTE SYSTEM	PROJECT NUMBER	YEAR	AGENCY	PROJECT DESCRIPTION	MILES	PRGM	WORK TYPE	FUNDS	TOTAL	FHWA	AC	FTA	TH	BOND	OTHER
2019	C	BB	TRF-9081-20	2020	MNDOT	SECT 5311(F): INTER-CITY BUS PROGRAM: INCLUDES OPERATING (50%/100%) CAPITAL VEHICLE PURCHASES (80%), CAPITAL VEHICLE REHAB (80%), MARKETING (80%)	0.0	OB	OPERATE BUS	FTA	4,670,862	-	-	3,100,000	-	-	1,570,862
2020	C	BB	TRF-9101-20	2020	MNDOT	SECT 5311: GREATER MN TRANSIT OPERATING; PUBLIC TRANSIT OPERATING ASSISTANCE	0.0	OB	OPERATE BUS	FTA	51,642,846	-	-	15,300,000	-	-	36,342,846
											<b>56,313,708</b>	-	-	<b>18,400,000</b>	-	-	<b>37,913,708</b>



FTA - SECTION 5337																	
FY 2017-FY 2020 STATE TRANSPORTATION IMPROVEMENT PROGRAM (STIP)																	
SEQ #	ATP	ROUTE SYSTEM	PROJECT NUMBER	YEAR	AGENCY	PROJECT DESCRIPTION	MILES	PRGM	WORK TYPE	FUNDS	TOTAL	FHWA	AC	FTA	TH	BOND	OTHER
1317	M	BB	TRF-TCMT-17D	2017	MET COUNCIL-MT	SECT 5337: TWIN CITIES MET COUNCIL MT-ASSOCIATED CAPITAL MAINTENANCE-BUS	0.0	GR	BUS GRANT CAPITAL IMPROVEMENT	FTA	2,328,994	-	-	1,863,195	-	-	465,799
1318	M	BB	TRF-TCMT-17E	2017	MET COUNCIL-MT	SECT 5337: TWIN CITIES MET COUNCIL MT-CAPITAL LEASE-TIRES	0.0	GR	BUS GRANT CAPITAL IMPROVEMENT	FTA	2,556,753	-	-	2,045,402	-	-	511,351
1326	M	BB	TRF-TCMT-17X	2017	MET COUNCIL-MT	SECT 5337: TWIN CITIES MET COUNCIL MT-BUS ACQUISITION	0.0	GR	PURCHASE BUS	FTA	2,000,000	-	-	1,600,000	-	-	400,000
1328	M	BB	TRF-TCMT-17Z	2017	MET COUNCIL-MT	SECT 5337: TWIN CITIES MET COUNCIL MT-LIGHT RAIL VEHICLE OVERHAUL AND MAINTENANCE	0.0	GR	RAIL GRANT CAPITAL IMPROVEMENT	FTA	9,705,000	-	-	7,764,000	-	-	1,941,000
											16,590,747	-	-	13,272,597	-	-	3,318,150

FTA - SECTION 5337			FY 2017-FY 2020 STATE TRANSPORTATION IMPROVEMENT PROGRAM (STIP)														
SEQ #	ATP	ROUTE SYSTEM	PROJECT NUMBER	YEAR	AGENCY	PROJECT DESCRIPTION	MILES	PRGM	WORK TYPE	FUNDS	TOTAL	FHWA	AC	FTA	TH	BOND	OTHER
1463	M	BB	TRF-TCMT-18	2018	MET COUNCIL-MT	SECT 5337: TWIN CITIES MET COUNCIL MT-LIGHT RAIL VEHICLE OVERHAUL AND MAINTENANCE	0.0	GR	RAIL GRANT CAPITAL IMPROVEMENT	FTA	7,800,000	-	-	6,240,000	-	-	1,560,000
1464	M	BB	TRF-TCMT-18A	2018	MET COUNCIL-MT	SECT 5337: TWIN CITIES MET COUNCIL MT-COMMUTER RAIL VEHICLE MAINTENANCE AND OVERHAUL	0.0	GR	RAIL GRANT CAPITAL IMPROVEMENT	FTA	1,500,000	-	-	1,200,000	-	-	300,000
1476	M	BB	TRF-TCMT-18C	2018	MET COUNCIL-MT	SECT 5337: TWIN CITIES MET COUNCIL MT-BUS AND LIGHT RAIL SUPPORT FACILITY REHAB AND RENOVATE: HOISTS, EQUIPMENT, FACILITY APPURTENANCES, ROOF REFURBISHMENT	0.0	GR	BUS GRANT CAPITAL IMPROVEMENT	FTA	500,000	-	-	400,000	-	-	100,000
1479	M	BB	TRF-TCMT-18N	2018	MET COUNCIL-MT	SECT 5337: TWIN CITIES MET COUNCIL MT-CAPITAL LEASE-TIRES	0.0	GR	BUS GRANT CAPITAL IMPROVEMENT	FTA	2,696,336	-	-	2,157,069	-	-	539,267
1483	M	BB	TRF-TCMT-18T	2018	MET COUNCIL-MT	SECT 5337: TWIN CITIES MET COUNCIL MT-BUS ACQUISITION	0.0	GR	PURCHASE BUS	FTA	4,000,000	-	-	3,200,000	-	-	800,000
											16,496,336	-	-	13,197,069	-	-	3,299,267

FTA - SECTION 5337			FY 2017-FY 2020 STATE TRANSPORTATION IMPROVEMENT PROGRAM (STIP)															
SEQ #	ATP	ROUTE SYSTEM	PROJECT NUMBER	YEAR	AGENCY	PROJECT DESCRIPTION	MILES	PRGM	WORK TYPE	FUNDS	TOTAL	FHWA	AC	FTA	TH	BOND	OTHER	
1597	M	BB	TRF-TCMT-19AA	2019	MET COUNCIL-MT	SECT 5337: TWIN CITIES MET COUNCIL MT-CAPITAL LEASE-TIRES	0.0	GR	BUS GRANT CAPITAL IMPROVEMENT	FTA	2,843,723	-	-	2,274,978	-	-	568,745	
1608	M	BB	TRF-TCMT-19D	2019	MET COUNCIL-MT	SECT 5337: TWIN CITIES MET COUNCIL MT-BUS ACQUISITION	0.0	GR	PURCHASE BUS	FTA	4,000,000	-	-	3,200,000	-	-	800,000	
1609	M	BB	TRF-TCMT-19E	2019	MET COUNCIL-MT	SECT 5337: TWIN CITIES MET COUNCIL MT-COMMUTER RAIL VEHICLE MAINTENANCE AND OVERHAUL	0.0	GR	RAIL GRANT CAPITAL IMPROVEMENT	FTA	2,500,000	-	-	2,000,000	-	-	500,000	
1613	M	BB	TRF-TCMT-19N	2019	MET COUNCIL-MT	SECT 5337: TWIN CITIES MET COUNCIL MT-LIGHT RAIL VEHICLE OVERHAUL AND MAINTENANCE	0.0	GR	RAIL GRANT CAPITAL IMPROVEMENT	FTA	6,700,000	-	-	5,360,000	-	-	1,340,000	
											16,043,723	-	-	12,834,978	-	-	3,208,745	

FTA - SECTION 5337																	
FY 2017-FY 2020 STATE TRANSPORTATION IMPROVEMENT PROGRAM (STIP)																	
SEQ #	ATP	ROUTE SYSTEM	PROJECT NUMBER	YEAR	AGENCY	PROJECT DESCRIPTION	MILES	PRGM	WORK TYPE	FUNDS	TOTAL	FHWA	AC	FTA	TH	BOND	OTHER
1714	M	BB	TRF-TCMT-20C	2020	MET COUNCIL-MT	SECT 5337: TWIN CITIES MET COUNCIL MT-ASSOCIATED CAPITAL MAINTENANCE-BUS	0.0	GR	BUS GRANT CAPITAL IMPROVEMENT	FTA	1,055,051	-	-	844,041	-	-	211,010
1717	M	BB	TRF-TCMT-20F	2020	MET COUNCIL-MT	SECT 5337: TWIN CITIES MET COUNCIL MT-BUS ACQUISITION	0.0	GR	PURCHASE BUS	FTA	4,000,000	-	-	3,200,000	-	-	800,000
1726	M	BB	TRF-TCMT-20Q	2020	MET COUNCIL-MT	SECT 5337: TWIN CITIES MET COUNCIL MT-LIGHT RAIL VEHICLE OVERHAUL AND MAINTENANCE	0.0	GR	RAIL GRANT CAPITAL IMPROVEMENT	FTA	5,000,000	-	-	4,000,000	-	-	1,000,000
1727	M	BB	TRF-TCMT-20R	2020	MET COUNCIL-MT	SECT 5337: TWIN CITIES MET COUNCIL MT-LIGHT RAIL SYSTEMS AND TRACK REPLACEMENT AND ENHANCEMENT	0.0	GR	RAIL GRANT CAPITAL IMPROVEMENT	FTA	2,825,000	-	-	2,260,000	-	-	565,000
1731	M	BB	TRF-TCMT-20V	2020	MET COUNCIL-MT	SECT 5337: TWIN CITIES MET COUNCIL MT-CAPITAL LEASE-TIRES	0.0	GR	BUS GRANT CAPITAL IMPROVEMENT	FTA	2,999,361	-	-	2,399,489	-	-	599,872
											15,879,412	-	-	12,703,530	-	-	3,175,882

FTA - SECTION 5339			FY 2017-FY 2020 STATE TRANSPORTATION IMPROVEMENT PROGRAM (STIP)															
SEQ #	ATP	ROUTE SYSTEM	PROJECT NUMBER	YEAR	AGENCY	PROJECT DESCRIPTION	MILES	PRGM	WORK TYPE	FUNDS	TOTAL	FHWA	AC	FTA	TH	BOND	OTHER	
979	7	BB	TRF-0028-17T	2017	MNDOT	CITY OF MANKATO PURCHASE 1 BUS (CLASS 400 LOW FLOOR) AND BUS RELATED EQUIPMENT	0.0	TR	PURCHASE BUS	FTA	155,000	-	-	124,000	-	-	31,000	
1305	M	BB	TRF-TCMT-17AS	2017	MET COUNCIL-MT	SECT 5339: TWIN CITIES MET COUNCIL MT-BUS ACQUISITION	0.0	BB	PURCHASE BUS	FTA	6,000,000	-	-	4,800,000	-	-	1,200,000	
1979	C	BB	TRF-0016-17	2017	MNDOT	SECTION 5339: DTA - STRIDE-PURCHASE 3 BUSES (CLASS 400)	0.0	TR	PURCHASE BUS	FTA	246,000	-	-	196,800	-	-	49,200	
1980	C	BB	TRF-0028-17C	2017	MNDOT	SECTION 5339: CITY OF MANKATO PURCHASE 2 BUSES (CLASS 400)	0.0	TR	PURCHASE BUS	FTA	288,130	-	-	230,504	-	-	57,626	
1981	C	BB	TRF-0047-17D	2017	MNDOT	SECTION 5339: CITY OF ROCHESTER PURCHASE 1 BUS (CLASS 700)	0.0	TR	PURCHASE BUS	FTA	429,000	-	-	343,200	-	-	85,800	
1986	C	BB	TRF-9106-17	2017	MNDOT	SECT 5339: GREATER MN TRANSIT CAPITAL; INCLUDING TRANSIT BUSES, , TRANSIT FACILITIES, AND TRANSIT ITS CAPITAL	0.0	TR	PURCHASE BUS	FTA	1,756,250	-	-	1,405,000	-	-	351,250	
1990	C	BB	TRF-9121-17	2017	MNDOT	SECT 5339: SMALL URBAN TRANSIT CAPITAL; INCLUDING TRANSIT BUSES, TRANSIT FACILITIES, AND TRANSIT ITS CAPITAL	0.0	TR	PURCHASE BUS	FTA	100,000	-	-	80,000	-	-	20,000	
											8,974,380	-	-	7,179,504	-	-	1,794,876	

FTA - SECTION 5339																		
FY 2017-FY 2020 STATE TRANSPORTATION IMPROVEMENT PROGRAM (STIP)																		
SEQ #	ATP	ROUTE SYSTEM	PROJECT NUMBER	YEAR	AGENCY	PROJECT DESCRIPTION	MILES	PRGM	WORK TYPE	FUNDS	TOTAL	FHWA	AC	FTA	TH	BOND	OTHER	
79	1	BB	TRS-0016-18T	2018	DULUTH TRANSIT AUTHORITY	SECTION 5307: DULUTH TRANSIT AUTHORITY- REPLACE THREE STRIDE BUSES	0.0	TR	PURCHASE BUS	FTA	480,000	-	-	384,000	-	-	96,000	
1032	7	BB	TRF-0028-18T	2018	MNDOT	CITY OF MANKATO PURCHASE 2 BUSES (CLASS 400) AND BUS RELATED EQUIPMENT	0.0	TR	PURCHASE BUS	FTA	320,000	-	-	256,000	-	-	64,000	
1470	M	BB	TRF-TCMT-18AH	2018	MET COUNCIL-MT	SECT 5339: TWIN CITIES MET COUNCIL MT-BUS ACQUISITION	0.0	BB	PURCHASE BUS	FTA	6,000,000	-	-	4,800,000	-	-	1,200,000	
1996	C	BB	TRF-0016-18	2018	MNDOT	SECTION 5339: DULUTH TRANSIT AUTHORITY- REPLACE THREE STRIDE BUSES.	0.0	TR	PURCHASE BUS	FTA	312,500	-	-	250,000	-	-	62,500	
1997	C	BB	TRF-0028-18C	2018	MNDOT	SECTION 5339: CITY OF MANKATO PURCHASE 1 BUS (CLASS 400)	0.0	TR	PURCHASE BUS	FTA	148,390	-	-	118,712	-	-	29,678	
1998	C	BB	TRF-0047-18B	2018	MNDOT	SECTION 5339: CITY OF ROCHESTER DAR, PURCHASE 1 BUS (CLASS 600)	0.0	TR	PURCHASE BUS	FTA	234,000	-	-	187,200	-	-	46,800	
2001	C	BB	TRF-9106-18	2018	MNDOT	SECT 5339: GREATER MN TRANSIT CAPITAL; INCLUDING TRANSIT BUSES, TRANSIT FACILITIES, AND TRANSIT ITS CAPITAL	0.0	TR	PURCHASE BUS	FTA	2,731,250	-	-	2,185,000	-	-	546,250	
2004	C	BB	TRF-9121-18	2018	MNDOT	SECT 5339: SMALL URBAN TRANSIT CAPITAL; INCLUDING TRANSIT BUSES, TRANSIT FACILITIES, AND TRANSIT ITS CAPITAL	0.0	TR	PURCHASE BUS	FTA	793,750	-	-	635,000	-	-	158,750	
											11,019,890	-	-	8,815,912	-	-	2,203,978	

FTA - SECTION 5339																			
FY 2017-FY 2020 STATE TRANSPORTATION IMPROVEMENT PROGRAM (STIP)																			
SEQ #	ATP	ROUTE SYSTEM	PROJECT NUMBER	YEAR	AGENCY	PROJECT DESCRIPTION	MILES	PRGM	WORK TYPE	FUNDS	TOTAL	FHWA	AC	FTA	TH	BOND	OTHER		
1079	7	BB	TRF-0028-19T	2019	MNDOT	CITY OF MANKATO PURCHASE BUS (CLASS 400) AND BUS RELATED EQUIPMENT	0.0	TR	PURCHASE BUS	FTA	165,000	-	-	132,000	-	-	33,000		
1600	M	BB	TRF-TCMT-19AE	2019	MET COUNCIL-MT	SECT 5339: TWIN CITIES MET COUNCIL MT-BUS ACQUISITION	0.0	BB	PURCHASE BUS	FTA	6,000,000	-	-	4,800,000	-	-	1,200,000		
2011	C	BB	TRF-9106-19	2019	MNDOT	SECT 5339: GREATER MN TRANSIT CAPITAL; INCLUDING TRANSIT BUSES, TRANSIT FACILITIES, AND TRANSIT ITS CAPITAL	0.0	TR	PURCHASE BUS	FTA	2,731,250	-	-	2,185,000	-	-	546,250		
2014	C	BB	TRF-9121-19	2019	MNDOT	SECT 5339: SMALL URBAN TRANSIT CAPITAL; INCLUDING TRANSIT BUSES, TRANSIT FACILITIES, AND TRANSIT ITS CAPITAL	0.0	TR	PURCHASE BUS	FTA	793,750	-	-	635,000	-	-	158,750		
											9,690,000	-	-	7,752,000	-	-	1,938,000		

FTA - SECTION 5339		FY 2017-FY 2020 STATE TRANSPORTATION IMPROVEMENT PROGRAM (STIP)															
SEQ #	ATP	ROUTE SYSTEM	PROJECT NUMBER	YEAR	AGENCY	PROJECT DESCRIPTION	MILES	PRGM	WORK TYPE	FUNDS	TOTAL	FHWA	AC	FTA	TH	BOND	OTHER
1111	7	BB	TRF-0028-20T	2020	MNDOT	SECTION 5307: CITY OF MANKATO – REPLACE 1 CLASS LF 400 BUS	0.0	TR	PURCHASE BUS	FTA	170,000	-	-	136,000	-	-	34,000
1718	M	BB	TRF-TCMT-20G	2020	MET COUNCIL-MT	SECT 5339: TWIN CITIES MET COUNCIL MT-BUS ACQUISITION	0.0	BB	PURCHASE BUS	FTA	6,000,000	-	-	4,800,000	-	-	1,200,000
2021	C	BB	TRF-9106-20	2020	MNDOT	SECT 5339: GREATER MN TRANSIT CAPITAL; INCLUDING TRANSIT BUSES, TRANSIT FACILITIES, AND TRANSIT ITS CAPITAL	0.0	TR	PURCHASE BUS	FTA	2,743,750	-	-	2,195,000	-	-	548,750
2024	C	BB	TRF-9121-20	2020	MNDOT	SECT 5339: SMALL URBAN TRANSIT CAPITAL; INCLUDING TRANSIT BUSES, TRANSIT FACILITIES, AND TRANSIT ITS CAPITAL	0.0	TR	PURCHASE BUS	FTA	793,750	-	-	635,000	-	-	158,750
											9,707,500	-	-	7,766,000	-	-	1,941,500



FHWA - TRANSIT, SURFACE TRANSPORTATION BLOCK GRANT (STBG)						FY 2017-FY 2020 STATE TRANSPORTATION IMPROVEMENT PROGRAM (STIP)											
SEQ #	ATP	ROUTE SYSTEM	PROJECT NUMBER	YEAR	AGENCY	PROJECT DESCRIPTION	MILES	PRGM	WORK TYPE	FUNDS	TOTAL	FHWA	AC	FTA	TH	BOND	OTHER
1993	C	BB	TRS-0016-17T	2017	MNDOT	DULUTH TRANSIT AUTHORITY- REPLACE TEN REGULAR ROUTE BUSES	0.0	TR	PURCHASE BUS	STBG	3,750,000	3,000,000	-	-	-	-	750,000
											3,750,000	3,000,000	-	-	-	-	750,000

FHWA - TRANSIT, SURFACE TRANSPORTATION BLOCK GRANT (STBG)						FY 2017-FY 2020 STATE TRANSPORTATION IMPROVEMENT PROGRAM (STIP)											
SEQ #	ATP	ROUTE SYSTEM	PROJECT NUMBER	YEAR	AGENCY	PROJECT DESCRIPTION	MILES	PRGM	WORK TYPE	FUNDS	TOTAL	FHWA	AC	FTA	TH	BOND	OTHER
2006	C	BB	TRS-9100-18T	2018	MNDOT	2018 GREATER MN TRANSIT CAPITAL; INCLUDING TRANSIT BUSES, , TRANSIT FACILITIES, AND TRANSIT ITS CAPITAL	0.0	TR	PURCHASE BUS	STBG	6,250,000	5,000,000	-	-	-	-	1,250,000
											6,250,000	5,000,000	-	-	-	-	1,250,000

FHWA - TRANSIT, SURFACE TRANSPORTATION BLOCK GRANT (STBG)						FY 2017-FY 2020 STATE TRANSPORTATION IMPROVEMENT PROGRAM (STIP)											
SEQ #	ATP	ROUTE SYSTEM	PROJECT NUMBER	YEAR	AGENCY	PROJECT DESCRIPTION	MILES	PRGM	WORK TYPE	FUNDS	TOTAL	FHWA	AC	FTA	TH	BOND	OTHER
2016	C	BB	TRS-9100-19T	2019	MNDOT	2019 GREATER MN TRANSIT CAPITAL; INCLUDING TRANSIT BUSES, , TRANSIT FACILITIES, AND TRANSIT ITS CAPITAL	0.0	TR	PURCHASE BUS	STBG	6,250,000	5,000,000	-	-	-	-	1,250,000
											6,250,000	5,000,000	-	-	-	-	1,250,000

FHWA - TRANSIT, SURFACE TRANSPORTATION BLOCK GRANT (STBG)						FY 2017-FY 2020 STATE TRANSPORTATION IMPROVEMENT PROGRAM (STIP)											
SEQ #	ATP	ROUTE SYSTEM	PROJECT NUMBER	YEAR	AGENCY	PROJECT DESCRIPTION	MILES	PRGM	WORK TYPE	FUNDS	TOTAL	FHWA	AC	FTA	TH	BOND	OTHER
1112	7	BB	TRS-0028-20	2020	MNDOT	CITY OF MANKATO PURCHASE BUS (CLASS 400) AND BUS RELATED EQUIPMENT	0.0	TR	PURCHASE BUS	STBG	165,318	132,254	-	-	-	-	33,064
2026	C	BB	TRS-9100-20T	2020	MNDOT	2020 GREATER MN TRANSIT CAPITAL; INCLUDING TRANSIT BUSES, , TRANSIT FACILITIES, AND TRANSIT ITS CAPITAL	0.0	TR	PURCHASE BUS	STBG	10,000,000	8,000,000	-	-	-	-	2,000,000
											10,165,318	8,132,254	-	-	-	-	2,033,064

FHWA - TRANSIT, CONGESTION MITIGATION AND AIR QUALITY (CMAQ)																	
FY 2017-FY 2020 STATE TRANSPORTATION IMPROVEMENT PROGRAM (STIP)																	
SEQ #	ATP	ROUTE SYSTEM	PROJECT NUMBER	YEAR	AGENCY	PROJECT DESCRIPTION	MILES	PRGM	WORK TYPE	FUNDS	TOTAL	FHWA	AC	FTA	TH	BOND	OTHER
1329	M	BB	TRS-TCMT-17	2017	MET COUNCIL-MT	CMAQ: RENOVATE MALL OF AMERICA TRANSIT STATION PROJECT OFF OF 24TH AVE S, BLOOMINGTON IN THE MALL OF AMERICA	0.0	TR	BUS GRANT CAPITAL IMPROVEMENT	CMAQ	22,873,730	7,000,000	-	-	-	-	15,873,730
1330	M	BB	TRS-TCMT-17A	2017	MET COUNCIL-MT	CMAQ: CONSTRUCT MID-HIGHWAY BUS RAPID TRANSIT STATION AT I-35W AND LAKE STREET, MINNEAPOLIS (ASSOCIATED TO 2782-327, 141-090-039) (TIED TO 027-603-061, 027-603-062)	0.0	TR	BUS TRANSITWAY	CMAQ	40,970,100	7,000,000	-	-	-	-	33,970,100
1331	M	BB	TRS-TCMT-17B	2017	HOPKINS	CMAQ: DOWNTOWN HOPKINS LRT STATION - PURCHASE OF CONSTRUCTED PARKING RAMP FLOOR FOR PARK AND RIDE LOT	0.7	TR	RAIL TRANSITWAY	CMAQ	7,635,000	6,000,000	-	-	-	-	1,635,000
1332	M	BB	TRS-TCMT-17C	2017	MET COUNCIL-MT	CMAQ: PURCHASE TICKET/FARE MACHINES, ELECTRICAL/COMMUNICATIONS EQUIPMENT FOR PENN AVE CORRIDOR	0.0	TR	BUS TRANSITWAY	CMAQ	3,453,736	2,762,989	-	-	-	-	690,747
1333	M	BB	TRS-TCMT-18B	2017	MET COUNCIL-MT	CMAQ: PURCHASE UP TO TWELVE (12) 60' ARTICULATED BUSES FOR PENN AVE CORRIDOR	0.0	TR	PURCHASE BUS	CMAQ	5,460,775	4,368,620	-	-	-	-	1,092,155
1364	M	LOCAL 999	TRS-TCMT-17D	2017	MET COUNCIL-MT	CMAQ TDM: ACTIVITIES TO REDUCE SOV USE BY VAN POOLS, CAR POOL AND RIDE MATCHING PROGRAMS, MARKETING, TRANSIT RIDERSHIP INCENTIVES BY SUPPORTING SEVERAL TRANSPORTATION MANAGEMENT ORGANIZATIONS AND OTHER TRAVEL DEMAND MANAGEMENT STRATEGIES THAT RESULT IN REDUCED VEHICLE MILES TRAVELED AND LIGHT DUTY VEHICLE EMISSIONS	0.0	TM	PLANNING	CMAQ	4,542,500	3,634,000	-	-	-	-	908,500
											84,935,841	30,765,609	-	-	-	-	54,170,232

FHWA - TRANSIT, CONGESTION MITIGATION AND AIR QUALITY (CMAQ)																	
FY 2017-FY 2020 STATE TRANSPORTATION IMPROVEMENT PROGRAM (STIP)																	
SEQ #	ATP	ROUTE SYSTEM	PROJECT NUMBER	YEAR	AGENCY	PROJECT DESCRIPTION	MILES	PRGM	WORK TYPE	FUNDS	TOTAL	FHWA	AC	FTA	TH	BOND	OTHER
1490	M	BB	TRS-TCMT-18	2018	MET COUNCIL-MT	CMAQ: PURCHASE TICKET/FARE MACHINES, ELECTRICAL/COMMUNICATIONS EQUIPMENT FOR CHICAGO AVE CORRIDOR	0.0	TR	BUS TRANSITWAY	CMAQ	5,261,579	4,104,320	-	-	-	-	1,157,259
1491	M	BB	TRS-TCMT-18A	2018	MET COUNCIL-MT	CMAQ: PURCHASE UP TO FOURTEEN (14) 60' ARTICULATED BUSES, PURCHASE TICKET/FARE MACHINES, ELECTRICAL/COMMUNICATIONS EQUIPMENT FOR EMERSON-FREEMONT AVE CORRIDOR	0.0	TR	PURCHASE BUS	CMAQ	8,840,038	7,072,030	-	-	-	-	1,768,008
1518	M	LOCAL 999	TRS-TCMT-18C	2018	MET COUNCIL-MT	CMAQ TDM: ACTIVITIES TO REDUCE SOV USE BY VAN POOLS, CAR POOL AND RIDE MATCHING PROGRAMS, MARKETING, TRANSIT RIDERSHIP INCENTIVES BY SUPPORTING SEVERAL TRANSPORTATION MANAGEMENT ORGANIZATIONS AND OTHER TRAVEL DEMAND MANAGEMENT STRATEGIES THAT RESULT IN REDUCED VEHICLE MILES TRAVELED AND LIGHT DUTY VEHICLE EMISSIONS	0.0	TM	PLANNING	CMAQ	4,375,000	3,500,000	-	-	-	-	875,000
											18,476,617	14,676,350	-	-	-	-	3,800,267

FHWA - TRANSIT, CONGESTION MITIGATION AND AIR QUALITY (CMAQ)																	
FY 2017-FY 2020 STATE TRANSPORTATION IMPROVEMENT PROGRAM (STIP)																	
SEQ #	ATP	ROUTE SYSTEM	PROJECT NUMBER	YEAR	AGENCY	PROJECT DESCRIPTION	MILES	PRGM	WORK TYPE	FUNDS	TOTAL	FHWA	AC	FTA	TH	BOND	OTHER
1620	M	BB	TRS-TCMT-19C	2019	MET COUNCIL-MT	CMAQ: PURCHASE UP TO 10 60' ARTICULATED BUSES FOR CHICAGO AVE CORRIDOR	0.0	TR	PURCHASE BUS	CMAQ	4,226,239	3,380,991	-	-	-	-	845,248
1625	M	CSAH 25	TRS-TCMT-19A	2019	SAINT LOUIS PARK	CMAQ: CSAH 25, AT BELT LINE BLVD-CONSTRUCTION OF 268-SPACE PARK-AND-RIDE STRUCTURE AT BELTLINE GREEN LINE EXTENSION STATION	0.0	TR	RAIL TRANSITWAY	CMAQ	8,066,318	6,453,054	-	-	-	-	1,613,264
1637	M	LOCAL 999	TRS-TCMT-19B	2019	MET COUNCIL-MT	CMAQ TDM: ACTIVITIES TO REDUCE SOV USE BY VAN POOLS, CAR POOL AND RIDE MATCHING PROGRAMS, MARKETING, TRANSIT RIDERSHIP INCENTIVES BY SUPPORTING SEVERAL TRANSPORTATION MANAGEMENT ORGANIZATIONS AND OTHER TRAVEL DEMAND MANAGEMENT STRATEGIES THAT RESULT IN REDUCED VEHICLE MILES TRAVELED AND LIGHT DUTY VEHICLE EMISSIONS	0.0	TM	PLANNING	CMAQ	4,375,000	3,500,000	-	-	-	-	875,000
											16,667,557	13,334,045	-	-	-	-	3,333,512

FHWA - TRANSIT, CONGESTION MITIGATION AND AIR QUALITY (CMAQ)						FY 2017-FY 2020 STATE TRANSPORTATION IMPROVEMENT PROGRAM (STIP)											
SEQ #	ATP	ROUTE SYSTEM	PROJECT NUMBER	YEAR	AGENCY	PROJECT DESCRIPTION	MILES	PRGM	WORK TYPE	FUNDS	TOTAL	FHWA	AC	FTA	TH	BOND	OTHER
1738	M	LOCAL 999	880M-CMAQ-20	2020	MNDOT	METRO ATP SETASIDE FOR CMAQ (INCLUDING TDM) PROJECTS YET TO BE SELECTED FOR FY 2020	0.0	TR	MISCELLANEOUS	CMAQ	39,500,000	31,600,000	-	-	-	-	7,900,000
											39,500,000	31,600,000	-	-	-	-	7,900,000



# **Tribal Transportation Program (TTP)**



---

## **TRIBAL TRANSPORTATION PROGRAM**

The Tribal Transportation Program (TTP) is co-administered by the Federal Highway Administration's Office of Federal Lands Highway and the Department of the Interior's Bureau of Indian Affairs (BIA). The Indian tribal government, in cooperation with the BIA or FHWA, (and any state or local government, or metropolitan planning organization as may be appropriate), develops a Transportation Improvement Program (TIP) that includes all TTP eligible projects and activities on which the Tribe intends to expend its TTP funds. The TTP TIP is approved by the BIA and FHWA.

After approval, the TTP TIP is forwarded by FHWA to MnDOT for incorporation into the 2017-2020 State Transportation Improvement Program (STIP).



# Indian Reservation Roads Programs

Entity Name F53404 - BOIS FORTE BAND  
 Program Class Code 6K1  
 CSTIP Type TIP Fiscal Year 2016  
 FHWA Approved Date 30-MAR-16 Funding Amount 813,141

## Federal Lands Highway

## Any level TIP/EIP Report



State 27 - Minnesota  
 Location F53404 - Bois Forte

Projects on the CSTIP with this state are listed and subtotaled in this section  
 Covers that part of the reservation within the current state.

PCAS	F5340461	Phase	FY 2016 (\$)	FY 2017 (\$)	FY 2018 (\$)	FY 2019 (\$)	FY 2020 (\$)	Total
Class	R	CONS	50,000	0	0	0	0	50,000
Name	BIG POINT DRIVE	PE	10,000	0	0	0	0	10,000
County	137 - St. Louis	CE	5,000	0	0	0	0	5,000
Project Type	RECONS	Z	0	0	0	0	0	0
Work Type	7	Total	65,000	0	0	0	0	65,000
PCAS	F5340463	Phase	FY 2016 (\$)	FY 2017 (\$)	FY 2018 (\$)	FY 2019 (\$)	FY 2020 (\$)	Total
Class	R	CONS	0	190,000	0	0	0	190,000
Name	NEW VERMILION STREETS	PE	0	10,000	0	0	0	10,000
County	137 - St. Louis	CE	0	15,000	0	0	0	15,000
Project Type	NEWCON	Z	0	0	0	0	0	0
Work Type	7	Total	0	215,000	0	0	0	215,000
PCAS	F5340468	Phase	FY 2016 (\$)	FY 2017 (\$)	FY 2018 (\$)	FY 2019 (\$)	FY 2020 (\$)	Total
Class	R	CONS	0	0	300,000	52,000	0	352,000
Name	TIBBETS TRAIL	PE	0	0	10,000	0	0	10,000
County	137 - St. Louis	CE	0	0	5,000	2,000	0	7,000
Project Type	REHAB	Z	0	0	0	0	0	0
Work Type	7	Total	0	0	315,000	54,000	0	369,000
PCAS	F5340470	Phase	FY 2016 (\$)	FY 2017 (\$)	FY 2018 (\$)	FY 2019 (\$)	FY 2020 (\$)	Total
Class	R	CONS	200,000	0	0	0	0	200,000
Name	COUNTY ROAD 515	PE	0	0	0	0	0	0
County	137 - St. Louis	CE	0	0	0	0	0	0
Project Type	REHAB	Z	0	0	0	0	0	0
Work Type	7	Total	200,000	0	0	0	0	200,000
PCAS	F5340471	Phase	FY 2016 (\$)	FY 2017 (\$)	FY 2018 (\$)	FY 2019 (\$)	FY 2020 (\$)	Total
Class	R	CONS	100,000	0	0	0	0	100,000
Name	BOIS FORTE SCHOOL PARKING LOT	PE	10,000	0	0	0	0	10,000
County	137 - St. Louis	CE	5,000	0	0	0	0	5,000
Project Type	REHAB	Z	0	0	0	0	0	0
Work Type	7	Total	115,000	0	0	0	0	115,000
PCAS	F5340472	Phase	FY 2016 (\$)	FY 2017 (\$)	FY 2018 (\$)	FY 2019 (\$)	FY 2020 (\$)	Total
Class	R	CONS	75,000	0	0	0	0	75,000
Name	COMMUNITY CENTER PARKING LOT	PE	10,000	0	0	0	0	10,000
County	137 - St. Louis	CE	5,000	0	0	0	0	5,000
Project Type	REHAB	Z	0	0	0	0	0	0
Work Type	7	Total	90,000	0	0	0	0	90,000



# Indian Reservation Roads Programs

Entity Name F53404 - BOIS FORTE BAND  
 Program Class Code 6K1  
 CSTIP Type TIP Fiscal Year 2016  
 30-MAR-16 Funding Amount 813,141

## Federal Lands Highway

## Any level TIP/EIP Report



State 27 - Minnesota  
 Location F53404 - Bois Forte

Projects on the CSTIP with this state are listed and subtotaled in this section  
 Covers that part of the reservation within the current state.

PCAS F5340473  
 Class R  
 Name CAMP ROAD/FORESTRY COMPOUND  
 County 071 - Koochiching  
 Project Type RECONS  
 Work Type 7

Phase  
 CONS  
 PE  
 CE  
 Z  
 Total

FY 2016 (\$)	FY 2017 (\$)	FY 2018 (\$)	FY 2019 (\$)	FY 2020 (\$)	
60,000	0	0	0	0	
10,000	0	0	0	0	
5,000	0	0	0	0	
0	0	0	0	0	
75,000	0	0	0	0	

Total  
 60,000  
 10,000  
 5,000  
 0  
 75,000

PCAS F5340474  
 Class R  
 Name WEST BALL PARK ROAD/PARKING  
 County 137 - St. Louis  
 Project Type RECONS  
 Work Type 7

Phase  
 CONS  
 PE  
 CE  
 Z  
 Total

FY 2016 (\$)	FY 2017 (\$)	FY 2018 (\$)	FY 2019 (\$)	FY 2020 (\$)	
30,000	0	0	0	0	
10,000	0	0	0	0	
5,000	0	0	0	0	
0	0	0	0	0	
45,000	0	0	0	0	

Total  
 30,000  
 10,000  
 5,000  
 0  
 45,000

PCAS F5340475  
 Class R  
 Name NETT LAKE SHOULDER WIDENING  
 County 137 - St. Louis  
 Project Type RECONS  
 Work Type 7

Phase  
 CONS  
 PE  
 CE  
 Z  
 Total

FY 2016 (\$)	FY 2017 (\$)	FY 2018 (\$)	FY 2019 (\$)	FY 2020 (\$)	
50,000	100,000	0	0	0	
10,000	8,000	0	0	0	
5,000	5,000	0	0	0	
0	0	0	0	0	
65,000	113,000	0	0	0	

Total  
 150,000  
 18,000  
 10,000  
 0  
 178,000

PCAS F5340476  
 Class R  
 Name COUNTY ROAD 516  
 County 137 - St. Louis  
 Project Type REHAB  
 Work Type 7

Phase  
 CONS  
 PE  
 CE  
 Z  
 Total

FY 2016 (\$)	FY 2017 (\$)	FY 2018 (\$)	FY 2019 (\$)	FY 2020 (\$)	
0	200,000	0	0	0	
0	0	0	0	0	
0	0	0	0	0	
0	0	0	0	0	
0	200,000	0	0	0	

Total  
 200,000  
 0  
 0  
 0  
 200,000

PCAS F5340477  
 Class R  
 Name PINE VIEW ESTATES  
 County 137 - St. Louis  
 Project Type REHAB  
 Work Type 7

Phase  
 CONS  
 PE  
 CE  
 Z  
 Total

FY 2016 (\$)	FY 2017 (\$)	FY 2018 (\$)	FY 2019 (\$)	FY 2020 (\$)	
0	0	280,000	50,000	0	
0	0	10,000	0	0	
0	0	5,000	2,000	0	
0	0	0	0	0	
0	0	295,000	52,000	0	

Total  
 330,000  
 10,000  
 7,000  
 0  
 347,000

PCAS F5340478  
 Class R  
 Name INDIAN POINT ROAD  
 County 137 - St. Louis  
 Project Type RDMAINT  
 Work Type 7

Phase  
 PE  
 CONS  
 CE  
 Z  
 Total

FY 2016 (\$)	FY 2017 (\$)	FY 2018 (\$)	FY 2019 (\$)	FY 2020 (\$)	
0	0	0	0	0	
0	0	0	0	0	
0	0	0	0	0	
0	0	0	75,000	0	
0	0	0	75,000	0	

Total  
 0  
 0  
 0  
 75,000  
 75,000



# Indian Reservation Roads Programs

Entity Name F53404 - BOIS FORTE BAND  
 Program Class Code 6K1  
 CSTIP Type TIP Fiscal Year 2016  
 30-MAR-16 Funding Amount 813,141

## Federal Lands Highway

## Any level TIP/EIP Report



State 27 - Minnesota  
 Location F53404 - Bois Forte

Projects on the CSTIP with this state are listed and subtotaled in this section  
 Covers that part of the reservation within the current state.

PCAS	F5340479	Phase	FY 2016 (\$)	FY 2017 (\$)	FY 2018 (\$)	FY 2019 (\$)	FY 2020 (\$)	Total
Class	R	CONS	0	0	0	250,000	0	250,000
Name	LAKESHORE DRIVE	PE	0	0	0	8,000	0	8,000
County	071 - Koochiching	CE	0	0	0	2,000	0	2,000
Project Type	REHAB	Z	0	0	0	0	0	0
Work Type	7	Total	0	0	0	260,000	0	260,000
PCAS	F53404RM	Phase	FY 2016 (\$)	FY 2017 (\$)	FY 2018 (\$)	FY 2019 (\$)	FY 2020 (\$)	Total
Class	O	PE	0	0	0	0	0	0
Name	TTP ROAD MAINTENANCE	CONS	0	0	0	0	0	0
County	137 - St. Louis	CE	0	0	0	0	0	0
Project Type	SAFETY	Z	138,141	302,000	220,000	389,000	0	1,049,141
Work Type	P1	Total	138,141	302,000	220,000	389,000	0	1,049,141
PCAS	F53404RP	Phase	FY 2016 (\$)	FY 2017 (\$)	FY 2018 (\$)	FY 2019 (\$)	FY 2020 (\$)	Total
Class	O	PE	20,000	20,000	20,000	20,000	0	80,000
Name	TTP PLANNING PROJECT	CONS	0	0	0	0	0	0
County	137 - St. Louis	CE	0	0	0	0	0	0
Project Type	PLANNING	Z	0	0	0	0	0	0
Work Type	P9	Total	20,000	20,000	20,000	20,000	0	80,000
Location Subtotal			813,141	850,000	850,000	850,000	0	3,363,141
State Subtotal			813,141	850,000	850,000	850,000	0	3,363,141
CSTIP Subtotal			813,141	850,000	850,000	850,000	0	3,363,141



# Indian Reservation Roads Programs

Entity Name F53405 - FOND DU LAC BAND  
 Program Class Code 6K1  
 CSTIP Type TIP Fiscal Year 2016  
 FHWA Approved Date 30-MAR-16 Funding Amount 939,365

## Federal Lands Highway

## Any level TIP/EIP Report



State 27 - Minnesota  
 Location F53405 - Fond Du Lac

Projects on the CSTIP with this state are listed and subtotaled in this section  
 Covers that part of the reservation within the current state.

PCAS	F5305007	Phase	FY 2016 (\$)	FY 2017 (\$)	FY 2018 (\$)	FY 2019 (\$)	FY 2020 (\$)	Total
Class	R	CONS	10,000	10,000	0	0	0	20,000
Name	FOND DU LAC STREETS	PE	0	0	0	0	0	0
County	017 - Carlton	CE	1,000	1,000	0	0	0	2,000
Project Type	RECONS	Z	0	0	0	0	0	0
Work Type	7	Total	11,000	11,000	0	0	0	22,000
PCAS	F5308009	Phase	FY 2016 (\$)	FY 2017 (\$)	FY 2018 (\$)	FY 2019 (\$)	FY 2020 (\$)	Total
Class	R	CONS	1,000	120,000	10,000	200,000	0	331,000
Name	BROOKSTON ROAD	PE	1,000	0	0	0	0	1,000
County	017 - Carlton	CE	1,000	1,000	1,000	10,000	0	13,000
Project Type	RECONS	Z	0	0	0	0	0	0
Work Type	7	Total	3,000	121,000	11,000	210,000	0	345,000
PCAS	F5310119	Phase	FY 2016 (\$)	FY 2017 (\$)	FY 2018 (\$)	FY 2019 (\$)	FY 2020 (\$)	Total
Class	R	CONS	390,365	100,000	1,000	0	0	491,365
Name	JOKELA ROAD	PE	1,000	0	0	0	0	1,000
County	137 - St. Louis	CE	30,000	10,000	1,000	0	0	41,000
Project Type	RECONS	Z	0	0	0	0	0	0
Work Type	7	Total	421,365	110,000	2,000	0	0	533,365
PCAS	F5340502	Phase	FY 2016 (\$)	FY 2017 (\$)	FY 2018 (\$)	FY 2019 (\$)	FY 2020 (\$)	Total
Class	R	CONS	1,000	250,000	10,000	0	0	261,000
Name	BLACKETTER, MAKWA, LV 1 & 2 PROJ	PE	10,000	10,000	1,000	0	0	21,000
County	017 - Carlton	CE	1,000	25,000	1,000	0	0	27,000
Project Type	RECONS	Z	0	0	0	0	0	0
Work Type	7	Total	12,000	285,000	12,000	0	0	309,000
PCAS	F5340504	Phase	FY 2016 (\$)	FY 2017 (\$)	FY 2018 (\$)	FY 2019 (\$)	FY 2020 (\$)	Total
Class	R	CONS	1,000	50,000	50,000	0	0	101,000
Name	LOCKLING ROAD	PE	5,000	4,000	1,000	0	0	10,000
County	017 - Carlton	CE	1,000	1,000	1,000	0	0	3,000
Project Type	RECONS	Z	0	0	0	0	0	0
Work Type	7	Total	7,000	55,000	52,000	0	0	114,000
PCAS	F5340506	Phase	FY 2016 (\$)	FY 2017 (\$)	FY 2018 (\$)	FY 2019 (\$)	FY 2020 (\$)	Total
Class	O	PE	45,000	50,000	50,000	50,000	0	195,000
Name	TTP PLANNING & INVENTORY	CONS	0	0	0	0	0	0
County	017 - Carlton	CE	0	0	0	0	0	0
Project Type	PLANNING	Z	0	0	0	0	0	0
Work Type	P9	Total	45,000	50,000	50,000	50,000	0	195,000



# Indian Reservation Roads Programs

Entity Name F53405 - FOND DU LAC BAND  
 Program Class Code 6K1  
 CSTIP Type TIP Fiscal Year 2016  
 30-MAR-16 Funding Amount 939,365

## Federal Lands Highway

## Any level TIP/EIP Report



State 27 - Minnesota  
 Location F53405 - Fond Du Lac

Projects on the CSTIP with this state are listed and subtotaled in this section  
 Covers that part of the reservation within the current state.

PCAS	F5340509	Phase	FY 2016 (\$)	FY 2017 (\$)	FY 2018 (\$)	FY 2019 (\$)	FY 2020 (\$)	Total
Class	R	CONS	176,000	0	0	0	0	176,000
Name	MEADOW	PE	1,000	0	0	0	0	1,000
County	017 - Carlton	CE	10,000	0	0	0	0	10,000
Project Type	RECONS	Z	0	0	0	0	0	0
Work Type	7	Total	187,000	0	0	0	0	187,000
PCAS	F5340510	Phase	FY 2016 (\$)	FY 2017 (\$)	FY 2018 (\$)	FY 2019 (\$)	FY 2020 (\$)	Total
Class	R	CONS	95,000	50,000	0	0	0	145,000
Name	GIKINOO TRAIL	PE	1,000	0	0	0	0	1,000
County	017 - Carlton	CE	1,000	1,000	0	0	0	2,000
Project Type	NEWCON	Z	0	0	0	0	0	0
Work Type	7	Total	97,000	51,000	0	0	0	148,000
PCAS	F5340511	Phase	FY 2016 (\$)	FY 2017 (\$)	FY 2018 (\$)	FY 2019 (\$)	FY 2020 (\$)	Total
Class	R	CONS	1,000	100,000	100,000	0	0	201,000
Name	WOULLET & COFFEY	PE	10,000	5,000	1,000	0	0	16,000
County	017 - Carlton	CE	1,000	1,000	3,000	0	0	5,000
Project Type	RECONS	Z	0	0	0	0	0	0
Work Type	7	Total	12,000	106,000	104,000	0	0	222,000
PCAS	F5340513	Phase	FY 2016 (\$)	FY 2017 (\$)	FY 2018 (\$)	FY 2019 (\$)	FY 2020 (\$)	Total
Class	R	CONS	0	0	0	1,000	0	1,000
Name	RIDGE AND RIVER ROAD	PE	0	0	0	20,000	0	20,000
County	017 - Carlton	CE	0	0	0	1,000	0	1,000
Project Type	REHAB	Z	0	0	0	0	0	0
Work Type	7	Total	0	0	0	22,000	0	22,000
PCAS	F5340514	Phase	FY 2016 (\$)	FY 2017 (\$)	FY 2018 (\$)	FY 2019 (\$)	FY 2020 (\$)	Total
Class	R	CONS	1,000	80,000	638,000	582,000	0	1,301,000
Name	RESERVATION ROAD	PE	15,000	20,000	1,000	1,000	0	37,000
County	017 - Carlton	CE	0	1,000	20,000	25,000	0	46,000
Project Type	REHAB	Z	0	0	0	0	0	0
Work Type	7	Total	16,000	101,000	659,000	608,000	0	1,384,000
PCAS	F53405EF	Phase	FY 2016 (\$)	FY 2017 (\$)	FY 2018 (\$)	FY 2019 (\$)	FY 2020 (\$)	Total
Class	R	CONS	2,000	0	0	0	0	2,000
Name	ERFO PROJECT	PE	1,000	0	0	0	0	1,000
County	137 - St. Louis	CE	0	0	0	0	0	0
Project Type	RECONS	Z	0	0	0	0	0	0
Work Type	7	Total	3,000	0	0	0	0	3,000





# Indian Reservation Roads Programs

Entity Name F53405 - FOND DU LAC BAND  
 Program Class Code 6K1  
 CSTIP Type TIP Fiscal Year 2016  
 30-MAR-16 Funding Amount 939,365

## Federal Lands Highway

## Any level TIP/EIP Report



State 27 - Minnesota  
 Location F53405 - Fond Du Lac

Projects on the CSTIP with this state are listed and subtotaled in this section  
 Covers that part of the reservation within the current state.

PCAS	F53405RM	Phase	FY 2016 (\$)	FY 2017 (\$)	FY 2018 (\$)	FY 2019 (\$)	FY 2020 (\$)	Total
Class	O	PE	0	0	0	0	0	0
Name	TTP ROAD MAINTENANCE	CONS	0	0	0	0	0	0
County	017 - Carlton	CE	0	0	0	0	0	0
Project Type	SAFETY	Z	100,000	100,000	100,000	100,000	0	400,000
Work Type	P1	Total	100,000	100,000	100,000	100,000	0	400,000
PCAS	F53405RT	Phase	FY 2016 (\$)	FY 2017 (\$)	FY 2018 (\$)	FY 2019 (\$)	FY 2020 (\$)	Total
Class	O	PE	0	0	0	0	0	0
Name	TPP TRANSIT	CONS	0	0	0	0	0	0
County	017 - Carlton	CE	25,000	10,000	10,000	10,000	0	55,000
Project Type	TRANSIT	Z	0	0	0	0	0	0
Work Type	T2	Total	25,000	10,000	10,000	10,000	0	55,000
Location Subtotal			939,365	1,000,000	1,000,000	1,000,000	0	3,939,365
State Subtotal			939,365	1,000,000	1,000,000	1,000,000	0	3,939,365
CSTIP Subtotal			939,365	1,000,000	1,000,000	1,000,000	0	3,939,365



# Indian Reservation Roads Programs

Entity Name F53406 - GRAND PORTAGE BAND  
 Program Class Code 6K1  
 CSTIP Type TIP Fiscal Year 2016  
 FHWA Approved Date 30-MAR-16 Funding Amount 275,218

## Federal Lands Highway

## Any level TIP/EIP Report



State 27 - Minnesota  
 Location F53406 - Grand Portage

Projects on the CSTIP with this state are listed and subtotaled in this section  
 Covers that part of the reservation within the current state.

PCAS	F5340606	Phase	FY 2016 (\$)	FY 2017 (\$)	FY 2018 (\$)	FY 2019 (\$)	FY 2020 (\$)	Total
Class	O	PE	0	0	0	0	0	0
Name	TTP PLANNING PROJECT	CONS	0	0	0	0	0	0
County	031 - Cook	CE	0	0	0	0	0	0
Project Type	PLANING	Z	35,000	35,000	35,000	35,000	0	140,000
Work Type	P9	Total	35,000	35,000	35,000	35,000	0	140,000
PCAS	F5340607	Phase	FY 2016 (\$)	FY 2017 (\$)	FY 2018 (\$)	FY 2019 (\$)	FY 2020 (\$)	Total
Class	R	CONS	1,000	1,000	25,000	1,000	0	28,000
Name	LODGE ROAD	PE	1,000	1,000	1,000	1,000	0	4,000
County	031 - Cook	CE	1,000	1,000	1,000	1,000	0	4,000
Project Type	RECONS	Z	0	0	0	0	0	0
Work Type	7	Total	3,000	3,000	27,000	3,000	0	36,000
PCAS	F5340608	Phase	FY 2016 (\$)	FY 2017 (\$)	FY 2018 (\$)	FY 2019 (\$)	FY 2020 (\$)	Total
Class	O	CONS	1,000	1,000	30,000	25,000	0	57,000
Name	LODGE PARKING	PE	1,000	1,000	1,000	1,000	0	4,000
County	031 - Cook	CE	1,000	1,000	1,000	1,000	0	4,000
Project Type	SAFETY	Z	0	0	0	0	0	0
Work Type	8	Total	3,000	3,000	32,000	27,000	0	65,000
PCAS	F5340612	Phase	FY 2016 (\$)	FY 2017 (\$)	FY 2018 (\$)	FY 2019 (\$)	FY 2020 (\$)	Total
Class	R	CONS	76,218	55,000	40,000	50,000	0	221,218
Name	TRANSFER STATION ROAD	PE	1,000	1,000	1,000	1,000	0	4,000
County	031 - Cook	CE	6,500	2,000	1,000	1,000	0	10,500
Project Type	NEWCON	Z	0	0	0	0	0	0
Work Type	7	Total	83,718	58,000	42,000	52,000	0	235,718
PCAS	F5340614	Phase	FY 2016 (\$)	FY 2017 (\$)	FY 2018 (\$)	FY 2019 (\$)	FY 2020 (\$)	Total
Class	R	CONS	1,000	96,000	100,000	24,000	0	221,000
Name	GRAND PORTAGE TRAILS	PE	1,000	5,000	1,000	1,000	0	8,000
County	031 - Cook	CE	10,000	3,000	5,000	1,000	0	19,000
Project Type	WALKWY	Z	0	0	0	0	0	0
Work Type	7	Total	12,000	104,000	106,000	26,000	0	248,000
PCAS	F5340615	Phase	FY 2016 (\$)	FY 2017 (\$)	FY 2018 (\$)	FY 2019 (\$)	FY 2020 (\$)	Total
Class	O	CONS	50,000	40,000	1,000	100,000	0	191,000
Name	EMPLOYEE PARKING LOT - PROPOSED	PE	1,000	1,000	1,000	1,000	0	4,000
County	031 - Cook	CE	5,000	1,000	1,000	1,000	0	8,000
Project Type	SAFETY	Z	0	0	0	0	0	0
Work Type	8	Total	56,000	42,000	3,000	102,000	0	203,000



# Indian Reservation Roads Programs

Entity Name F53406 - GRAND PORTAGE BAND  
 Program Class Code 6K1  
 CSTIP Type TIP Fiscal Year 2016  
 30-MAR-16 Funding Amount 275,218

## Federal Lands Highway

## Any level TIP/EIP Report



State 27 - Minnesota  
 Location F53406 - Grand Portage

Projects on the CSTIP with this state are listed and subtotaled in this section  
 Covers that part of the reservation within the current state.

PCAS	F5340616	Phase	FY 2016 (\$)	FY 2017 (\$)	FY 2018 (\$)	FY 2019 (\$)	FY 2020 (\$)	Total
Class	O	CONS	1,000	1,000	1,000	1,000	0	4,000
Name	GRAND PORTAGE PIER	PE	17,500	1,000	1,000	1,000	0	20,500
County	031 - Cook	CE	1,000	1,000	1,000	1,000	0	4,000
Project Type	FERRY	Z	0	0	0	0	0	0
Work Type	F	Total	19,500	3,000	3,000	3,000	0	28,500
PCAS	F53406RI	Phase	FY 2016 (\$)	FY 2017 (\$)	FY 2018 (\$)	FY 2019 (\$)	FY 2020 (\$)	Total
Class	O	PE	0	0	0	0	0	0
Name	TTP ROAD INVENTORY PROJECT	CONS	0	0	0	0	0	0
County	031 - Cook	CE	0	0	0	0	0	0
Project Type	PLANING	Z	12,000	1,000	1,000	1,000	0	15,000
Work Type	P8	Total	12,000	1,000	1,000	1,000	0	15,000
PCAS	F53406RM	Phase	FY 2016 (\$)	FY 2017 (\$)	FY 2018 (\$)	FY 2019 (\$)	FY 2020 (\$)	Total
Class	O	PE	0	0	0	0	0	0
Name	TTP ROAD MAINTENANCE	CONS	0	0	0	0	0	0
County	031 - Cook	CE	0	0	0	0	0	0
Project Type	SAFETY	Z	50,000	50,000	50,000	50,000	0	200,000
Work Type	P1	Total	50,000	50,000	50,000	50,000	0	200,000
PCAS	F53406RT	Phase	FY 2016 (\$)	FY 2017 (\$)	FY 2018 (\$)	FY 2019 (\$)	FY 2020 (\$)	Total
Class	O	PE	0	0	0	0	0	0
Name	TTP TRANSIT	CONS	0	0	0	0	0	0
County	031 - Cook	CE	1,000	1,000	1,000	1,000	0	4,000
Project Type	TRANSIT	Z	0	0	0	0	0	0
Work Type	T2	Total	1,000	1,000	1,000	1,000	0	4,000
Location Subtotal			275,218	300,000	300,000	300,000	0	1,175,218
State Subtotal			275,218	300,000	300,000	300,000	0	1,175,218
CSTIP Subtotal			275,218	300,000	300,000	300,000	0	1,175,218



# Indian Reservation Roads Programs

Entity Name F53407 - LEECH LAKE BAND  
 Program Class Code 6K1  
 CSTIP Type TIP Fiscal Year 2016  
 FHWA Approved Date 30-MAR-16 Funding Amount 2,565,958

## Federal Lands Highway

## Any level TIP/EIP Report



State 27 - Minnesota  
 Location F53407 - Leech Lake

Projects on the CSTIP with this state are listed and subtotaled in this section  
 Covers that part of the reservation within the current state.

PCAS	F5310609	Phase	FY 2016 (\$)	FY 2017 (\$)	FY 2018 (\$)	FY 2019 (\$)	FY 2020 (\$)	Total
Class	R	CONS	1,000	20,000	85,000	90,000	0	196,000
Name	RYAN'S VILLAGE ROAD	PE	1,000	5,000	5,000	5,000	0	16,000
County	021 - Cass	CE	1,000	10,000	10,000	5,000	0	26,000
Project Type	RECONS	Z	0	0	0	0	0	0
Work Type	7	Total	3,000	35,000	100,000	100,000	0	238,000
PCAS	F5330004	Phase	FY 2016 (\$)	FY 2017 (\$)	FY 2018 (\$)	FY 2019 (\$)	FY 2020 (\$)	Total
Class	R	CONS	1,000	20,000	175,000	0	0	196,000
Name	FINEDAY LOOP ROAD	PE	1,000	5,000	5,000	0	0	11,000
County	007 - Beltrami	CE	1,000	5,000	20,000	0	0	26,000
Project Type	RECONS	Z	0	0	0	0	0	0
Work Type	7	Total	3,000	30,000	200,000	0	0	233,000
PCAS	F5340706	Phase	FY 2016 (\$)	FY 2017 (\$)	FY 2018 (\$)	FY 2019 (\$)	FY 2020 (\$)	Total
Class	O	PE	35,000	35,000	35,000	35,000	0	140,000
Name	LEECH LAKE PLANNING	CONS	0	0	0	0	0	0
County	021 - Cass	CE	0	0	0	0	0	0
Project Type	PLANNING	Z	0	0	0	0	0	0
Work Type	P9	Total	35,000	35,000	35,000	35,000	0	140,000
PCAS	F5340722	Phase	FY 2016 (\$)	FY 2017 (\$)	FY 2018 (\$)	FY 2019 (\$)	FY 2020 (\$)	Total
Class	R	CONS	1,000	20,000	220,000	350,000	0	591,000
Name	6 MILE LAKE ROAD	PE	1,000	5,000	20,000	5,000	0	31,000
County	021 - Cass	CE	1,000	5,000	10,000	30,000	0	46,000
Project Type	RECONS	Z	0	0	0	0	0	0
Work Type	7	Total	3,000	30,000	250,000	385,000	0	668,000
PCAS	F5340730	Phase	FY 2016 (\$)	FY 2017 (\$)	FY 2018 (\$)	FY 2019 (\$)	FY 2020 (\$)	Total
Class	R	CONS	337,958	756,000	340,000	350,000	0	1,783,958
Name	MISSION ROAD NE	PE	60,000	10,000	10,000	5,000	0	85,000
County	007 - Beltrami	CE	50,000	40,000	30,000	30,000	0	150,000
Project Type	RECONS	Z	0	0	0	0	0	0
Work Type	7	Total	447,958	806,000	380,000	385,000	0	2,018,958
PCAS	F5340738	Phase	FY 2016 (\$)	FY 2017 (\$)	FY 2018 (\$)	FY 2019 (\$)	FY 2020 (\$)	Total
Class	R	CONS	94,000	1,000	0	0	0	95,000
Name	CANARY ROAD/LOST LAKE ROAD (PL)	PE	1,000	1,000	0	0	0	2,000
County	007 - Beltrami	CE	5,000	1,000	0	0	0	6,000
Project Type	RECONS	Z	0	0	0	0	0	0
Work Type	7	Total	100,000	3,000	0	0	0	103,000



# Indian Reservation Roads Programs

Entity Name F53407 - LEECH LAKE BAND  
 Program Class Code 6K1  
 CSTIP Type TIP Fiscal Year 2016  
 30-MAR-16 Funding Amount 2,565,958

## Federal Lands Highway

## Any level TIP/EIP Report



State 27 - Minnesota  
 Location F53407 - Leech Lake

Projects on the CSTIP with this state are listed and subtotaled in this section  
 Covers that part of the reservation within the current state.

PCAS	F5340744	Phase	FY 2016 (\$)	FY 2017 (\$)	FY 2018 (\$)	FY 2019 (\$)	FY 2020 (\$)	Total
Class	R	CONS	0	20,000	460,000	444,000	0	924,000
Name	BENA STREETS	PE	20,000	20,000	30,000	5,000	0	75,000
County	021 - Cass	CE	0	5,000	10,000	30,000	0	45,000
Project Type	RECONS	Z	0	0	0	0	0	0
Work Type	7	Total	20,000	45,000	500,000	479,000	0	1,044,000
PCAS	F5340745	Phase	FY 2016 (\$)	FY 2017 (\$)	FY 2018 (\$)	FY 2019 (\$)	FY 2020 (\$)	Total
Class	R	CONS	1,000	73,000	170,000	300,000	0	544,000
Name	TRADERS BAY PLATS ROAD	PE	1,000	5,000	20,000	5,000	0	31,000
County	021 - Cass	CE	1,000	2,000	10,000	10,000	0	23,000
Project Type	RECONS	Z	0	0	0	0	0	0
Work Type	7	Total	3,000	80,000	200,000	315,000	0	598,000
PCAS	F5340753	Phase	FY 2016 (\$)	FY 2017 (\$)	FY 2018 (\$)	FY 2019 (\$)	FY 2020 (\$)	Total
Class	R	CONS	1,000	24,000	0	0	0	25,000
Name	BALL CLUB HOUSING	PE	5,000	5,000	0	0	0	10,000
County	061 - Itasca	CE	1,000	1,000	0	0	0	2,000
Project Type	RECONS	Z	0	0	0	0	0	0
Work Type	7	Total	7,000	30,000	0	0	0	37,000
PCAS	F5340754	Phase	FY 2016 (\$)	FY 2017 (\$)	FY 2018 (\$)	FY 2019 (\$)	FY 2020 (\$)	Total
Class	R	CONS	94,000	1,000	0	0	0	95,000
Name	ASSISTED LIVING CENTER DRIVE/PARK	PE	1,000	1,000	0	0	0	2,000
County	021 - Cass	CE	5,000	1,000	0	0	0	6,000
Project Type	NEWCON	Z	0	0	0	0	0	0
Work Type	7	Total	100,000	3,000	0	0	0	103,000
PCAS	F5340758	Phase	FY 2016 (\$)	FY 2017 (\$)	FY 2018 (\$)	FY 2019 (\$)	FY 2020 (\$)	Total
Class	R	CONS	50,000	98,000	0	0	0	148,000
Name	MENTAL HEALTH COMPLEX PARKING L	PE	10,000	1,000	0	0	0	11,000
County	021 - Cass	CE	2,000	5,000	0	0	0	7,000
Project Type	REHAB	Z	0	0	0	0	0	0
Work Type	7	Total	62,000	104,000	0	0	0	166,000
PCAS	F5340759	Phase	FY 2016 (\$)	FY 2017 (\$)	FY 2018 (\$)	FY 2019 (\$)	FY 2020 (\$)	Total
Class	R	CONS	1,000	20,000	0	0	0	21,000
Name	FINEDAY LOOP-SPUR	PE	1,000	5,000	0	0	0	6,000
County	007 - Beltrami	CE	1,000	5,000	0	0	0	6,000
Project Type	NEWCON	Z	0	0	0	0	0	0
Work Type	7	Total	3,000	30,000	0	0	0	33,000



# Indian Reservation Roads Programs

Entity Name F53407 - LEECH LAKE BAND  
 Program Class Code 6K1  
 CSTIP Type TIP Fiscal Year 2016  
 Funding Amount 2,565,958

## Federal Lands Highway

## Any level TIP/EIP Report



State 27 - Minnesota  
 Location F53407 - Leech Lake

Projects on the CSTIP with this state are listed and subtotaled in this section  
 Covers that part of the reservation within the current state.

PCAS	F5340761	Phase	FY 2016 (\$)	FY 2017 (\$)	FY 2018 (\$)	FY 2019 (\$)	FY 2020 (\$)	Total
Class	R	CONS	1,000	20,000	89,000	90,000	0	200,000
Name	S LAKE BIKE PATH	PE	5,000	10,000	10,000	9,000	0	34,000
County	061 - Itasca	CE	1,000	5,000	1,000	1,000	0	8,000
Project Type	WALKWY	Z	0	0	0	0	0	0
Work Type	7	Total	7,000	35,000	100,000	100,000	0	242,000
PCAS	F5340764	Phase	FY 2016 (\$)	FY 2017 (\$)	FY 2018 (\$)	FY 2019 (\$)	FY 2020 (\$)	Total
Class	R	CONS	1,000	200,000	50,000	85,000	0	336,000
Name	TOWNLIN LAKE AREA ROAD	PE	10,000	10,000	20,000	5,000	0	45,000
County	021 - Cass	CE	1,000	10,000	5,000	10,000	0	26,000
Project Type	RECONS	Z	0	0	0	0	0	0
Work Type	7	Total	12,000	220,000	75,000	100,000	0	407,000
PCAS	F5340765	Phase	FY 2016 (\$)	FY 2017 (\$)	FY 2018 (\$)	FY 2019 (\$)	FY 2020 (\$)	Total
Class	R	CONS	0	100,000	150,000	0	0	250,000
Name	SOUTH BENA HOUSING ROAD	PE	1,000	10,000	5,000	0	0	16,000
County	021 - Cass	CE	0	10,000	5,000	0	0	15,000
Project Type	REHAB	Z	0	0	0	0	0	0
Work Type	7	Total	1,000	120,000	160,000	0	0	281,000
PCAS	F5340768	Phase	FY 2016 (\$)	FY 2017 (\$)	FY 2018 (\$)	FY 2019 (\$)	FY 2020 (\$)	Total
Class	R	CONS	1,000	13,000	0	0	0	14,000
Name	ANDRUSIA BOAT RAMP ROAD	PE	3,000	5,000	0	0	0	8,000
County	007 - Beltrami	CE	1,000	2,000	0	0	0	3,000
Project Type	REHAB	Z	0	0	0	0	0	0
Work Type	7	Total	5,000	20,000	0	0	0	25,000
PCAS	F5340770	Phase	FY 2016 (\$)	FY 2017 (\$)	FY 2018 (\$)	FY 2019 (\$)	FY 2020 (\$)	Total
Class	R	CONS	8,000	10,000	9,000	95,000	0	122,000
Name	WOMACK ROAD	PE	10,000	3,000	3,000	3,000	0	19,000
County	061 - Itasca	CE	2,000	2,000	2,000	2,000	0	8,000
Project Type	REHAB	Z	0	0	0	0	0	0
Work Type	7	Total	20,000	15,000	14,000	100,000	0	149,000
PCAS	F5340771	Phase	FY 2016 (\$)	FY 2017 (\$)	FY 2018 (\$)	FY 2019 (\$)	FY 2020 (\$)	Total
Class	R	CONS	90,000	50,000	0	0	0	140,000
Name	WEST BOWSTRING RIVER ROAD	PE	5,000	1,000	0	0	0	6,000
County	061 - Itasca	CE	5,000	5,000	0	0	0	10,000
Project Type	REHAB	Z	0	0	0	0	0	0
Work Type	7	Total	100,000	56,000	0	0	0	156,000



# Indian Reservation Roads Programs

Entity Name F53407 - LEECH LAKE BAND  
 Program Class Code 6K1  
 CSTIP Type TIP Fiscal Year 2016  
 30-MAR-16 Funding Amount 2,565,958

## Federal Lands Highway

## Any level TIP/EIP Report



State 27 - Minnesota  
 Location F53407 - Leech Lake

Projects on the CSTIP with this state are listed and subtotaled in this section  
 Covers that part of the reservation within the current state.

PCAS	F5340772	Phase	FY 2016 (\$)	FY 2017 (\$)	FY 2018 (\$)	FY 2019 (\$)	FY 2020 (\$)	Total
Class	R	CONS	90,000	50,000	0	0	0	140,000
Name	EAST BOWSTRING RIVER ROAD	PE	5,000	1,000	0	0	0	6,000
County	061 - Itasca	CE	5,000	5,000	0	0	0	10,000
Project Type	REHAB	Z	0	0	0	0	0	0
Work Type	7	Total	100,000	56,000	0	0	0	156,000
PCAS	F5340773	Phase	FY 2016 (\$)	FY 2017 (\$)	FY 2018 (\$)	FY 2019 (\$)	FY 2020 (\$)	Total
Class	R	CONS	1,000	1,000	0	0	0	2,000
Name	BUG SCHOOL PARKING LOT/SIDE ENTR	PE	10,000	1,000	0	0	0	11,000
County	021 - Cass	CE	1,000	1,000	0	0	0	2,000
Project Type	REHAB	Z	0	0	0	0	0	0
Work Type	7	Total	12,000	3,000	0	0	0	15,000
PCAS	F5340774	Phase	FY 2016 (\$)	FY 2017 (\$)	FY 2018 (\$)	FY 2019 (\$)	FY 2020 (\$)	Total
Class	R	CONS	90,000	90,000	0	0	0	180,000
Name	JENKINS ROAD	PE	5,000	5,000	0	0	0	10,000
County	007 - Beltrami	CE	5,000	5,000	0	0	0	10,000
Project Type	REHAB	Z	0	0	0	0	0	0
Work Type	7	Total	100,000	100,000	0	0	0	200,000
PCAS	F5340775	Phase	FY 2016 (\$)	FY 2017 (\$)	FY 2018 (\$)	FY 2019 (\$)	FY 2020 (\$)	Total
Class	R	CONS	90,000	90,000	0	0	0	180,000
Name	PORCUPINE LANE-NORTH MISSION STR	PE	5,000	5,000	0	0	0	10,000
County	007 - Beltrami	CE	5,000	5,000	0	0	0	10,000
Project Type	REHAB	Z	0	0	0	0	0	0
Work Type	7	Total	100,000	100,000	0	0	0	200,000
PCAS	F5340776	Phase	FY 2016 (\$)	FY 2017 (\$)	FY 2018 (\$)	FY 2019 (\$)	FY 2020 (\$)	Total
Class	R	CONS	93,000	93,000	0	0	0	186,000
Name	MAC FLATS ROAD	PE	5,000	5,000	0	0	0	10,000
County	021 - Cass	CE	2,000	2,000	0	0	0	4,000
Project Type	REHAB	Z	0	0	0	0	0	0
Work Type	7	Total	100,000	100,000	0	0	0	200,000
PCAS	F5340777	Phase	FY 2016 (\$)	FY 2017 (\$)	FY 2018 (\$)	FY 2019 (\$)	FY 2020 (\$)	Total
Class	R	CONS	93,000	93,000	0	0	0	186,000
Name	TOOTERVILLE-CL #1 HOUSING STREET	PE	5,000	5,000	0	0	0	10,000
County	021 - Cass	CE	2,000	2,000	0	0	0	4,000
Project Type	REHAB	Z	0	0	0	0	0	0
Work Type	7	Total	100,000	100,000	0	0	0	200,000



# Indian Reservation Roads Programs

Entity Name F53407 - LEECH LAKE BAND  
 Program Class Code 6K1  
 CSTIP Type TIP Fiscal Year 2016  
 Funding Amount 2,565,958

## Federal Lands Highway

## Any level TIP/EIP Report



State 27 - Minnesota  
 Location F53407 - Leech Lake

Projects on the CSTIP with this state are listed and subtotaled in this section  
 Covers that part of the reservation within the current state.

PCAS	F5340778	Phase	FY 2016 (\$)	FY 2017 (\$)	FY 2018 (\$)	FY 2019 (\$)	FY 2020 (\$)	Total
Class	R	CONS	1,000	20,000	89,000	94,000	0	204,000
Name	BENA BIKE PATH (PHASE II)	PE	5,000	10,000	5,000	5,000	0	25,000
County	021 - Cass	CE	1,000	5,000	1,000	1,000	0	8,000
Project Type	WALKWY	Z	0	0	0	0	0	0
Work Type	7	Total	7,000	35,000	95,000	100,000	0	237,000
PCAS	F5340779	Phase	FY 2016 (\$)	FY 2017 (\$)	FY 2018 (\$)	FY 2019 (\$)	FY 2020 (\$)	Total
Class	R	CONS	1,000	1,000	86,000	95,000	0	183,000
Name	OTENEA GEN BIKE TRAIL	PE	3,000	3,000	3,000	4,000	0	13,000
County	061 - Itasca	CE	1,000	1,000	1,000	1,000	0	4,000
Project Type	WALKWY	Z	0	0	0	0	0	0
Work Type	7	Total	5,000	5,000	90,000	100,000	0	200,000
PCAS	F5340780	Phase	FY 2016 (\$)	FY 2017 (\$)	FY 2018 (\$)	FY 2019 (\$)	FY 2020 (\$)	Total
Class	R	CONS	1,000	1,000	0	0	0	2,000
Name	LLBO TRIBAL JUSTICE CENTER PROJEC	PE	1,000	1,000	0	0	0	2,000
County	021 - Cass	CE	1,000	1,000	0	0	0	2,000
Project Type	NEWCON	Z	0	0	0	0	0	0
Work Type	7	Total	3,000	3,000	0	0	0	6,000
PCAS	F5340781	Phase	FY 2016 (\$)	FY 2017 (\$)	FY 2018 (\$)	FY 2019 (\$)	FY 2020 (\$)	Total
Class	R	CONS	90,000	0	0	0	0	90,000
Name	COUNTY ROAD 150 (COOP)	PE	0	0	0	0	0	0
County	021 - Cass	CE	1,000	0	0	0	0	1,000
Project Type	REHAB	Z	0	0	0	0	0	0
Work Type	7	Total	91,000	0	0	0	0	91,000
PCAS	F5340782	Phase	FY 2016 (\$)	FY 2017 (\$)	FY 2018 (\$)	FY 2019 (\$)	FY 2020 (\$)	Total
Class	R	CONS	314,000	0	0	0	0	314,000
Name	COUNTY ROAD 75 (COOP)	PE	0	0	0	0	0	0
County	021 - Cass	CE	1,000	0	0	0	0	1,000
Project Type	REHAB	Z	0	0	0	0	0	0
Work Type	7	Total	315,000	0	0	0	0	315,000
PCAS	F5340783	Phase	FY 2016 (\$)	FY 2017 (\$)	FY 2018 (\$)	FY 2019 (\$)	FY 2020 (\$)	Total
Class	O	CONS	160,000	0	0	0	0	160,000
Name	SAFETY PROJECT (CONCRETE PATHW/	PE	20,000	0	0	0	0	20,000
County	021 - Cass	CE	20,000	0	0	0	0	20,000
Project Type	SAFETY	Z	0	0	0	0	0	0
Work Type	8	Total	200,000	0	0	0	0	200,000





# Indian Reservation Roads Programs

Entity Name F53407 - LEECH LAKE BAND  
 Program Class Code 6K1  
 CSTIP Type TIP Fiscal Year 2016  
 30-MAR-16 Funding Amount 2,565,958

## Federal Lands Highway

## Any level TIP/EIP Report



State 27 - Minnesota  
 Location F53407 - Leech Lake

Projects on the CSTIP with this state are listed and subtotaled in this section  
 Covers that part of the reservation within the current state.

PCAS	F53407RT	Phase	FY 2016 (\$)	FY 2017 (\$)	FY 2018 (\$)	FY 2019 (\$)	FY 2020 (\$)	Total
Class	O	PE	0	0	0	0	0	0
Name	LEECH LAKE TRANSIT	CONS	0	0	0	0	0	0
County	021 - Cass	CE	1,000	1,000	1,000	1,000	0	4,000
Project Type	TRANSIT	Z	0	0	0	0	0	0
Work Type	T2	Total	1,000	1,000	1,000	1,000	0	4,000
PCAS	F53RM407	Phase	FY 2016 (\$)	FY 2017 (\$)	FY 2018 (\$)	FY 2019 (\$)	FY 2020 (\$)	Total
Class	O	PE	0	0	0	0	0	0
Name	LEECH LAKE ROAD MAINTENANCE	CONS	0	0	0	0	0	0
County	021 - Cass	CE	0	0	0	0	0	0
Project Type	PLANING	Z	500,000	500,000	500,000	500,000	0	2,000,000
Work Type	P1	Total	500,000	500,000	500,000	500,000	0	2,000,000
Location Subtotal			2,565,958	2,700,000	2,700,000	2,700,000	0	10,665,958
State Subtotal			2,565,958	2,700,000	2,700,000	2,700,000	0	10,665,958
CSTIP Subtotal			2,565,958	2,700,000	2,700,000	2,700,000	0	10,665,958



# Indian Reservation Roads Programs

Entity Name F53408 - WHITE EARTH BAND  
 Program Class Code 6K1  
 CSTIP Type TIP Fiscal Year 2016  
 FHWA Approved Date 12-MAY-16 Funding Amount 1,455,232

## Federal Lands Highway

## Any level TIP/EIP Report



State 27 - Minnesota  
 Location F53408 - White Earth

Projects on the CSTIP with this state are listed and subtotaled in this section  
 Covers that part of the reservation within the current state.

PCAS	F5303010	Phase	FY 2016 (\$)	FY 2017 (\$)	FY 2018 (\$)	FY 2019 (\$)	FY 2020 (\$)	Total
Class	R	CONS	5,000	0	0	0	0	5,000
Name	WHITE EARTH SOUTH HOUSING	PE	1,000	0	0	0	0	1,000
County	005 - Becker	CE	1,000	0	0	0	0	1,000
Project Type	RECONS	Z	0	0	0	0	0	0
Work Type	7	Total	7,000	0	0	0	0	7,000
PCAS	F5309008	Phase	FY 2016 (\$)	FY 2017 (\$)	FY 2018 (\$)	FY 2019 (\$)	FY 2020 (\$)	Total
Class	R	CONS	120,000	10,000	0	0	0	130,000
Name	WILD RICE LOOP	PE	10,000	10,000	0	0	0	20,000
County	029 - Clearwater	CE	10,000	10,000	0	0	0	20,000
Project Type	RECONS	Z	0	0	0	0	0	0
Work Type	7	Total	140,000	30,000	0	0	0	170,000
PCAS	F5311711	Phase	FY 2016 (\$)	FY 2017 (\$)	FY 2018 (\$)	FY 2019 (\$)	FY 2020 (\$)	Total
Class	R	CONS	5,000	0	0	0	0	5,000
Name	NAYTAHWAUSH FIRE HALL	PE	1,000	0	0	0	0	1,000
County	087 - Mahnomen	CE	1,000	0	0	0	0	1,000
Project Type	RECONS	Z	0	0	0	0	0	0
Work Type	7	Total	7,000	0	0	0	0	7,000
PCAS	F5316710	Phase	FY 2016 (\$)	FY 2017 (\$)	FY 2018 (\$)	FY 2019 (\$)	FY 2020 (\$)	Total
Class	R	CONS	5,000	0	0	0	0	5,000
Name	WOMEN'S SHELTER ROAD	PE	1,000	0	0	0	0	1,000
County	005 - Becker	CE	1,000	0	0	0	0	1,000
Project Type	NEWCON	Z	0	0	0	0	0	0
Work Type	7	Total	7,000	0	0	0	0	7,000
PCAS	F5317811	Phase	FY 2016 (\$)	FY 2017 (\$)	FY 2018 (\$)	FY 2019 (\$)	FY 2020 (\$)	Total
Class	R	CONS	131,232	10,000	0	0	0	141,232
Name	WORKFORCE TRAINING CENTER ROAD	PE	10,000	1,000	0	0	0	11,000
County	087 - Mahnomen	CE	5,000	10,000	0	0	0	15,000
Project Type	RECONS	Z	0	0	0	0	0	0
Work Type	7	Total	146,232	21,000	0	0	0	167,232
PCAS	F5322213	Phase	FY 2016 (\$)	FY 2017 (\$)	FY 2018 (\$)	FY 2019 (\$)	FY 2020 (\$)	Total
Class	R	CONS	5,000	0	0	0	0	5,000
Name	NAYTAHWAUSH HEADSTART	PE	1,000	0	0	0	0	1,000
County	087 - Mahnomen	CE	1,000	0	0	0	0	1,000
Project Type	RECONS	Z	0	0	0	0	0	0
Work Type	7	Total	7,000	0	0	0	0	7,000



# Indian Reservation Roads Programs

Entity Name F53408 - WHITE EARTH BAND  
 Program Class Code 6K1  
 CSTIP Type TIP Fiscal Year 2016  
 Funding Amount 1,455,232

## Federal Lands Highway

## Any level TIP/EIP Report



State 27 - Minnesota  
 Location F53408 - White Earth

Projects on the CSTIP with this state are listed and subtotaled in this section  
 Covers that part of the reservation within the current state.

PCAS	F5340801	Phase	FY 2016 (\$)	FY 2017 (\$)	FY 2018 (\$)	FY 2019 (\$)	FY 2020 (\$)	Total
Class	R	CONS	0	158,000	0	0	0	158,000
Name	CHURCH STREET WEST	PE	0	10,000	0	0	0	10,000
County	087 - Mahnomen	CE	0	10,000	0	0	0	10,000
Project Type	RECONS	Z	0	0	0	0	0	0
Work Type	7	Total	0	178,000	0	0	0	178,000
PCAS	F5340802	Phase	FY 2016 (\$)	FY 2017 (\$)	FY 2018 (\$)	FY 2019 (\$)	FY 2020 (\$)	Total
Class	R	CONS	0	165,000	0	0	0	165,000
Name	VILLAGE AVENUE	PE	0	10,000	0	0	0	10,000
County	087 - Mahnomen	CE	0	10,000	0	0	0	10,000
Project Type	RECONS	Z	0	0	0	0	0	0
Work Type	7	Total	0	185,000	0	0	0	185,000
PCAS	F5340803	Phase	FY 2016 (\$)	FY 2017 (\$)	FY 2018 (\$)	FY 2019 (\$)	FY 2020 (\$)	Total
Class	R	CONS	1,000	161,000	0	0	0	162,000
Name	SHORE AVENUE	PE	1,000	10,000	0	0	0	11,000
County	087 - Mahnomen	CE	0	10,000	0	0	0	10,000
Project Type	RECONS	Z	0	0	0	0	0	0
Work Type	7	Total	2,000	181,000	0	0	0	183,000
PCAS	F5340804	Phase	FY 2016 (\$)	FY 2017 (\$)	FY 2018 (\$)	FY 2019 (\$)	FY 2020 (\$)	Total
Class	R	CONS	0	180,000	0	0	0	180,000
Name	NORTH TWIN LAKE ROAD	PE	0	10,000	0	0	0	10,000
County	087 - Mahnomen	CE	0	10,000	0	0	0	10,000
Project Type	RECONS	Z	0	0	0	0	0	0
Work Type	7	Total	0	200,000	0	0	0	200,000
PCAS	F5340805	Phase	FY 2016 (\$)	FY 2017 (\$)	FY 2018 (\$)	FY 2019 (\$)	FY 2020 (\$)	Total
Class	R	CONS	1,000	150,000	10,000	0	0	161,000
Name	WHITE EARTH EAST HOUSING	PE	1,000	10,000	1,000	0	0	12,000
County	005 - Becker	CE	0	10,000	1,000	0	0	11,000
Project Type	RECONS	Z	0	0	0	0	0	0
Work Type	7	Total	2,000	170,000	12,000	0	0	184,000
PCAS	F5340806	Phase	FY 2016 (\$)	FY 2017 (\$)	FY 2018 (\$)	FY 2019 (\$)	FY 2020 (\$)	Total
Class	R	CONS	120,000	10,000	10,000	0	0	140,000
Name	CHURCH LANE	PE	10,000	10,000	1,000	0	0	21,000
County	005 - Becker	CE	10,000	10,000	1,000	0	0	21,000
Project Type	RECONS	Z	0	0	0	0	0	0
Work Type	7	Total	140,000	30,000	12,000	0	0	182,000



# Indian Reservation Roads Programs

Entity Name F53408 - WHITE EARTH BAND  
 Program Class Code 6K1  
 CSTIP Type TIP Fiscal Year 2016  
 Funding Amount 1,455,232

## Federal Lands Highway

## Any level TIP/EIP Report



State 27 - Minnesota  
 Location F53408 - White Earth

Projects on the CSTIP with this state are listed and subtotaled in this section  
 Covers that part of the reservation within the current state.

PCAS	F5340807	Phase	FY 2016 (\$)	FY 2017 (\$)	FY 2018 (\$)	FY 2019 (\$)	FY 2020 (\$)	Total
Class	R	CONS	120,000	10,000	10,000	0	0	140,000
Name	VILLAGE DRIVE	PE	10,000	10,000	1,000	0	0	21,000
County	005 - Becker	CE	10,000	10,000	1,000	0	0	21,000
Project Type	RECONS	Z	0	0	0	0	0	0
Work Type	7	Total	140,000	30,000	12,000	0	0	182,000
PCAS	F5340808	Phase	FY 2016 (\$)	FY 2017 (\$)	FY 2018 (\$)	FY 2019 (\$)	FY 2020 (\$)	Total
Class	R	CONS	120,000	10,000	5,000	0	0	135,000
Name	NORTH ELBOW LAKE ROAD	PE	10,000	10,000	1,000	0	0	21,000
County	005 - Becker	CE	10,000	10,000	1,000	0	0	21,000
Project Type	RECONS	Z	0	0	0	0	0	0
Work Type	7	Total	140,000	30,000	7,000	0	0	177,000
PCAS	F5340809	Phase	FY 2016 (\$)	FY 2017 (\$)	FY 2018 (\$)	FY 2019 (\$)	FY 2020 (\$)	Total
Class	R	CONS	120,000	10,000	5,000	0	0	135,000
Name	400TH AVENUE	PE	10,000	10,000	1,000	0	0	21,000
County	005 - Becker	CE	10,000	10,000	9,000	0	0	29,000
Project Type	RECONS	Z	0	0	0	0	0	0
Work Type	7	Total	140,000	30,000	15,000	0	0	185,000
PCAS	F5340810	Phase	FY 2016 (\$)	FY 2017 (\$)	FY 2018 (\$)	FY 2019 (\$)	FY 2020 (\$)	Total
Class	R	CONS	0	1,000	277,000	10,000	0	288,000
Name	STRAWBERRY LAKE ROAD	PE	0	1,000	1,000	1,000	0	3,000
County	005 - Becker	CE	0	0	10,000	10,000	0	20,000
Project Type	RECONS	Z	0	0	0	0	0	0
Work Type	7	Total	0	2,000	288,000	21,000	0	311,000
PCAS	F5340811	Phase	FY 2016 (\$)	FY 2017 (\$)	FY 2018 (\$)	FY 2019 (\$)	FY 2020 (\$)	Total
Class	R	CONS	0	1,000	198,201	10,000	0	209,201
Name	WABOOSE DRIVE	PE	0	1,000	10,000	1,000	0	12,000
County	005 - Becker	CE	0	0	10,000	10,000	0	20,000
Project Type	RECONS	Z	0	0	0	0	0	0
Work Type	7	Total	0	2,000	218,201	21,000	0	241,201
PCAS	F5340812	Phase	FY 2016 (\$)	FY 2017 (\$)	FY 2018 (\$)	FY 2019 (\$)	FY 2020 (\$)	Total
Class	R	CONS	0	1,000	135,000	10,000	0	146,000
Name	NIBI AVENUE	PE	0	1,000	10,000	1,000	0	12,000
County	005 - Becker	CE	0	0	10,000	10,000	0	20,000
Project Type	RECONS	Z	0	0	0	0	0	0
Work Type	7	Total	0	2,000	155,000	21,000	0	178,000



# Indian Reservation Roads Programs

Entity Name F53408 - WHITE EARTH BAND  
 Program Class Code 6K1  
 CSTIP Type TIP Fiscal Year 2016  
 Funding Amount 1,455,232

## Federal Lands Highway

## Any level TIP/EIP Report



State 27 - Minnesota  
 Location F53408 - White Earth

Projects on the CSTIP with this state are listed and subtotaled in this section  
 Covers that part of the reservation within the current state.

PCAS	F5340813	Phase	FY 2016 (\$)	FY 2017 (\$)	FY 2018 (\$)	FY 2019 (\$)	FY 2020 (\$)	Total
Class	R	CONS	0	1,000	141,800	10,000	0	152,800
Name	OLD SCHOOL ROAD	PE	0	1,000	10,000	1,000	0	12,000
County	005 - Becker	CE	0	0	10,000	10,000	0	20,000
Project Type	RECONS	Z	0	0	0	0	0	0
Work Type	7	Total	0	2,000	161,800	21,000	0	184,800
PCAS	F5340814	Phase	FY 2016 (\$)	FY 2017 (\$)	FY 2018 (\$)	FY 2019 (\$)	FY 2020 (\$)	Total
Class	R	CONS	0	1,000	144,200	10,000	0	155,200
Name	BRECK ROAD	PE	0	1,000	10,000	1,000	0	12,000
County	005 - Becker	CE	0	0	10,000	10,000	0	20,000
Project Type	RECONS	Z	0	0	0	0	0	0
Work Type	7	Total	0	2,000	164,200	21,000	0	187,200
PCAS	F5340816	Phase	FY 2016 (\$)	FY 2017 (\$)	FY 2018 (\$)	FY 2019 (\$)	FY 2020 (\$)	Total
Class	R	CONS	0	0	2,000	223,599	0	225,599
Name	WATER TOWER LOOP	PE	0	0	10,000	10,000	0	20,000
County	029 - Clearwater	CE	0	0	0	1,000	0	1,000
Project Type	RECONS	Z	0	0	0	0	0	0
Work Type	7	Total	0	0	12,000	234,599	0	246,599
PCAS	F5340817	Phase	FY 2016 (\$)	FY 2017 (\$)	FY 2018 (\$)	FY 2019 (\$)	FY 2020 (\$)	Total
Class	R	CONS	0	0	2,000	231,867	0	233,867
Name	RICE LAKE COMMUNITY CENTER ROAD	PE	0	0	10,000	10,000	0	20,000
County	029 - Clearwater	CE	0	0	0	1,000	0	1,000
Project Type	RECONS	Z	0	0	0	0	0	0
Work Type	7	Total	0	0	12,000	242,867	0	254,867
PCAS	F5340818	Phase	FY 2016 (\$)	FY 2017 (\$)	FY 2018 (\$)	FY 2019 (\$)	FY 2020 (\$)	Total
Class	R	CONS	0	0	2,000	301,867	0	303,867
Name	BLAIR ROAD	PE	0	0	10,000	10,000	0	20,000
County	087 - Mahanomen	CE	0	0	0	1,000	0	1,000
Project Type	RECONS	Z	0	0	0	0	0	0
Work Type	7	Total	0	0	12,000	312,867	0	324,867
PCAS	F5340819	Phase	FY 2016 (\$)	FY 2017 (\$)	FY 2018 (\$)	FY 2019 (\$)	FY 2020 (\$)	Total
Class	R	CONS	0	0	2,000	186,868	0	188,868
Name	LADOUX ROAD	PE	0	0	10,000	10,000	0	20,000
County	005 - Becker	CE	0	0	0	1,000	0	1,000
Project Type	RECONS	Z	0	0	0	0	0	0
Work Type	7	Total	0	0	12,000	197,868	0	209,868



# Indian Reservation Roads Programs

Entity Name F53408 - WHITE EARTH BAND  
 Program Class Code 6K1  
 CSTIP Type TIP Fiscal Year 2016  
 Funding Amount 1,455,232

## Federal Lands Highway

### Any level TIP/EIP Report



State 27 - Minnesota  
 Location F53408 - White Earth

Projects on the CSTIP with this state are listed and subtotaled in this section  
 Covers that part of the reservation within the current state.

PCAS	F5340820	Phase	FY 2016 (\$)	FY 2017 (\$)	FY 2018 (\$)	FY 2019 (\$)	FY 2020 (\$)	Total
Class	O	CONS	140,000	0	0	0	0	140,000
Name	FACILITY BUILDING ADDITION	PE	1,000	0	0	0	0	1,000
County	087 - Mahnomen	CE	1,000	0	0	0	0	1,000
Project Type	SAFETY	Z	0	0	0	0	0	0
Work Type	T3	Total	142,000	0	0	0	0	142,000
PCAS	F53408RM	Phase	FY 2016 (\$)	FY 2017 (\$)	FY 2018 (\$)	FY 2019 (\$)	FY 2020 (\$)	Total
Class	O	PE	0	0	0	0	0	0
Name	TTP ROAD MAINTENANCE	CONS	0	0	0	0	0	0
County	087 - Mahnomen	CE	0	0	0	0	0	0
Project Type	PLANING	Z	400,000	400,000	400,000	400,000	0	1,600,000
Work Type	P10	Total	400,000	400,000	400,000	400,000	0	1,600,000
PCAS	F53408TP	Phase	FY 2016 (\$)	FY 2017 (\$)	FY 2018 (\$)	FY 2019 (\$)	FY 2020 (\$)	Total
Class	O	PE	35,000	5,000	6,799	6,799	0	53,598
Name	TTP TRANSPORTATION PLANNING	CONS	0	0	0	0	0	0
County	087 - Mahnomen	CE	0	0	0	0	0	0
Project Type	PLANING	Z	0	0	0	0	0	0
Work Type	P9	Total	35,000	5,000	6,799	6,799	0	53,598
Location Subtotal			1,455,232	1,500,000	1,500,000	1,500,000	0	5,955,232
State Subtotal			1,455,232	1,500,000	1,500,000	1,500,000	0	5,955,232
CSTIP Subtotal			1,455,232	1,500,000	1,500,000	1,500,000	0	5,955,232



# Indian Reservation Roads Programs

Entity Name F53410 - MILLE LACS BAND  
 Program Class Code 6K1  
 CSTIP Type TIP Fiscal Year 2016  
 FHWA Approved Date 12-APR-16 Funding Amount 727,207

## Federal Lands Highway

## Any level TIP/EIP Report



State 27 - Minnesota  
 Location F53410 - Mille Lacs

Projects on the CSTIP with this state are listed and subtotaled in this section  
 Covers that part of the reservation within the current state.

PCAS	F5341006	Phase	FY 2016 (\$)	FY 2017 (\$)	FY 2018 (\$)	FY 2019 (\$)	FY 2020 (\$)	Total
Class	O	PE	25,000	37,000	37,000	37,000	0	136,000
Name	TTP PLANNING PROJECT	CONS	0	0	0	0	0	0
County	095 - Mille Lacs	CE	0	0	0	0	0	0
Project Type	PLANING	Z	0	0	0	0	0	0
Work Type	P9	Total	25,000	37,000	37,000	37,000	0	136,000
PCAS	F5341010	Phase	FY 2016 (\$)	FY 2017 (\$)	FY 2018 (\$)	FY 2019 (\$)	FY 2020 (\$)	Total
Class	R	CONS	1,000	1,000	0	0	0	2,000
Name	SHER HOUSING DEVELOPMENT	PE	1,000	1,000	0	0	0	2,000
County	095 - Mille Lacs	CE	1,000	1,000	0	0	0	2,000
Project Type	NEWCON	Z	0	0	0	0	0	0
Work Type	7	Total	3,000	3,000	0	0	0	6,000
PCAS	F5341015	Phase	FY 2016 (\$)	FY 2017 (\$)	FY 2018 (\$)	FY 2019 (\$)	FY 2020 (\$)	Total
Class	O	CONS	1,000	1,000	0	0	0	2,000
Name	NEW FACILITIES BUILDING	PE	1,000	0	0	0	0	1,000
County	095 - Mille Lacs	CE	1,000	1,000	0	0	0	2,000
Project Type	SAFETY	Z	0	0	0	0	0	0
Work Type	T3	Total	3,000	2,000	0	0	0	5,000
PCAS	F5341018	Phase	FY 2016 (\$)	FY 2017 (\$)	FY 2018 (\$)	FY 2019 (\$)	FY 2020 (\$)	Total
Class	R	CONS	1,000	1,000	0	0	0	2,000
Name	ZHINGWAAK III HOUSING DEVELOPMEN	PE	1,000	1,000	0	0	0	2,000
County	115 - Pine	CE	1,000	1,000	0	0	0	2,000
Project Type	NEWCON	Z	0	0	0	0	0	0
Work Type	7	Total	3,000	3,000	0	0	0	6,000
PCAS	F5341019	Phase	FY 2016 (\$)	FY 2017 (\$)	FY 2018 (\$)	FY 2019 (\$)	FY 2020 (\$)	Total
Class	R	CONS	243,207	400,000	0	0	0	643,207
Name	APPLE ORCHARD REPA VING	PE	20,000	1,000	0	0	0	21,000
County	001 - Aitkin	CE	7,000	3,500	0	0	0	10,500
Project Type	REHAB	Z	0	0	0	0	0	0
Work Type	7	Total	270,207	404,500	0	0	0	674,707
PCAS	F5341021	Phase	FY 2016 (\$)	FY 2017 (\$)	FY 2018 (\$)	FY 2019 (\$)	FY 2020 (\$)	Total
Class	O	CONS	3,000	3,000	8,000	8,000	0	22,000
Name	SAFETY PROJECT - STREET LIGHTING	PE	1,000	1,000	1,000	1,000	0	4,000
County	095 - Mille Lacs	CE	1,000	1,000	1,000	1,000	0	4,000
Project Type	SAFETY	Z	0	0	0	0	0	0
Work Type	P6	Total	5,000	5,000	10,000	10,000	0	30,000



# Indian Reservation Roads Programs

Entity Name F53410 - MILLE LACS BAND  
 Program Class Code 6K1  
 CSTIP Type TIP Fiscal Year 2016  
 12-APR-16 Funding Amount 727,207

## Federal Lands Highway

## Any level TIP/EIP Report



State 27 - Minnesota  
 Location F53410 - Mille Lacs

Projects on the CSTIP with this state are listed and subtotaled in this section  
 Covers that part of the reservation within the current state.

PCAS	F5341023	Phase	FY 2016 (\$)	FY 2017 (\$)	FY 2018 (\$)	FY 2019 (\$)	FY 2020 (\$)	Total
Class	R	CONS	150,000	0	0	0	0	150,000
Name	DISTRICT 1 COMMUNITY CENTER PARKI	PE	8,000	0	0	0	0	8,000
County	095 - Mille Lacs	CE	5,000	0	0	0	0	5,000
Project Type	REHAB	Z	0	0	0	0	0	0
Work Type	7	Total	163,000	0	0	0	0	163,000
PCAS	F5341024	Phase	FY 2016 (\$)	FY 2017 (\$)	FY 2018 (\$)	FY 2019 (\$)	FY 2020 (\$)	Total
Class	O	CONS	1,000	1,000	8,500	8,500	0	19,000
Name	DISTRICT 1 SAFE ROUTES TO SCHOOL	PE	3,000	1,000	1,000	1,000	0	6,000
County	095 - Mille Lacs	CE	1,000	1,000	1,000	1,000	0	4,000
Project Type	SAFETY	Z	0	0	0	0	0	0
Work Type	7	Total	5,000	3,000	10,500	10,500	0	29,000
PCAS	F5341025	Phase	FY 2016 (\$)	FY 2017 (\$)	FY 2018 (\$)	FY 2019 (\$)	FY 2020 (\$)	Total
Class	R	CONS	0	0	350,000	350,000	0	700,000
Name	WAGIDAAKI DRIVE EXTENTION PAVING	PE	0	0	25,000	25,000	0	50,000
County	095 - Mille Lacs	CE	0	0	25,000	25,000	0	50,000
Project Type	REHAB	Z	0	0	0	0	0	0
Work Type	7	Total	0	0	400,000	400,000	0	800,000
PCAS	F53410RM	Phase	FY 2016 (\$)	FY 2017 (\$)	FY 2018 (\$)	FY 2019 (\$)	FY 2020 (\$)	Total
Class	O	PE	0	0	0	0	0	0
Name	TTP ROAD MAINTENANCE	CONS	0	0	0	0	0	0
County	095 - Mille Lacs	CE	0	0	0	0	0	0
Project Type	SAFETY	Z	250,000	300,000	300,000	300,000	0	1,150,000
Work Type	P1	Total	250,000	300,000	300,000	300,000	0	1,150,000
Location Subtotal			727,207	757,500	757,500	757,500	0	2,999,707
State Subtotal			727,207	757,500	757,500	757,500	0	2,999,707
CSTIP Subtotal			727,207	757,500	757,500	757,500	0	2,999,707
Report Total			6,776,121	7,107,500	7,107,500	7,107,500	0	28,098,621





# Indian Reservation Roads Programs

Entity Name F57402 - LOWER SIOUX INDIAN COMMUNITY  
 Program Class Code 6K1  
 CSTIP Type TIP Fiscal Year 2016  
 FHWA Approved Date 10-MAY-16 Funding Amount 435,872

## Federal Lands Highway

## Any level TIP/EIP Report



State 27 - Minnesota  
 Location F57402 - Lower Sioux

Projects on the CSTIP with this state are listed and subtotaled in this section  
 Covers that part of the reservation within the current state.

PCAS F5740201  
 Class O  
 Name CSAH 13 Sidewalk & Lighting Project  
 County 127 - Redwood  
 Project Type RECONS  
 Work Type F1

Phase  
 CONS  
 PE  
 CE  
 Z  
 Total

FY 2016 (\$)	FY 2017 (\$)	FY 2018 (\$)	FY 2019 (\$)	FY 2020 (\$)
0	0	0	92,500	0
0	0	0	5,000	0
0	0	0	14,663	0
0	0	0	0	0
0	0	0	112,163	0

**Total**  
 92,500  
 5,000  
 14,663  
 0  
 112,163

PCAS F5740202  
 Class R  
 Name WWTP Access Road  
 County 127 - Redwood  
 Project Type NEWCON  
 Work Type 3

Phase  
 CONS  
 PE  
 CE  
 Z  
 Total

FY 2016 (\$)	FY 2017 (\$)	FY 2018 (\$)	FY 2019 (\$)	FY 2020 (\$)
0	276,865	276,865	0	0
0	5,000	5,000	0	0
0	44,298	44,298	0	0
0	0	0	0	0
0	326,163	326,163	0	0

**Total**  
 553,730  
 10,000  
 88,596  
 0  
 652,326

PCAS F5740204  
 Class R  
 Name Wakinyan Housing Roads  
 County 127 - Redwood  
 Project Type NEWCON  
 Work Type 7

Phase  
 CONS  
 PE  
 CE  
 Z  
 Total

FY 2016 (\$)	FY 2017 (\$)	FY 2018 (\$)	FY 2019 (\$)	FY 2020 (\$)
0	0	0	176,000	0
0	0	0	5,000	0
0	0	0	33,000	0
0	0	0	0	0
0	0	0	214,000	0

**Total**  
 176,000  
 5,000  
 33,000  
 0  
 214,000

PCAS F5740216  
 Class O  
 Name MN River Trail upgrade  
 County 127 - Redwood  
 Project Type WALKWY  
 Work Type F1

Phase  
 CONS  
 PE  
 CE  
 Z  
 Total

FY 2016 (\$)	FY 2017 (\$)	FY 2018 (\$)	FY 2019 (\$)	FY 2020 (\$)
70,163	0	0	0	0
5,000	0	0	0	0
14,000	0	0	0	0
0	0	0	0	0
89,163	0	0	0	0

**Total**  
 70,163  
 5,000  
 14,000  
 0  
 89,163

PCAS F5740219  
 Class R  
 Name Health Clinic Access Road  
 County 127 - Redwood  
 Project Type NEWCON  
 Work Type 7

Phase  
 CONS  
 PE  
 CE  
 Z  
 Total

FY 2016 (\$)	FY 2017 (\$)	FY 2018 (\$)	FY 2019 (\$)	FY 2020 (\$)
60,000	0	0	0	0
5,000	0	0	0	0
10,000	0	0	0	0
0	0	0	0	0
75,000	0	0	0	0

**Total**  
 60,000  
 5,000  
 10,000  
 0  
 75,000

PCAS F5740220  
 Class R  
 Name Whipple Drive Improvements  
 County 127 - Redwood  
 Project Type NEWCON  
 Work Type 7

Phase  
 CONS  
 PE  
 CE  
 Z  
 Total

FY 2016 (\$)	FY 2017 (\$)	FY 2018 (\$)	FY 2019 (\$)	FY 2020 (\$)
135,000	0	0	0	0
5,000	0	0	0	0
22,000	0	0	0	0
0	0	0	0	0
162,000	0	0	0	0

**Total**  
 135,000  
 5,000  
 22,000  
 0  
 162,000



# Indian Reservation Roads Programs

Entity Name F57402 - LOWER SIOUX INDIAN COMMUNITY  
 Program Class Code 6K1  
 CSTIP Type TIP Fiscal Year 2016  
 Funding Amount 435,872

## Federal Lands Highway

## Any level TIP/EIP Report



State 27 - Minnesota  
 Location F57402 - Lower Sioux

Projects on the CSTIP with this state are listed and subtotaled in this section  
 Covers that part of the reservation within the current state.

PCAS	F57402RM	Phase	FY 2016 (\$)	FY 2017 (\$)	FY 2018 (\$)	FY 2019 (\$)	FY 2020 (\$)	Total
Class	O	PE	0	0	0	0	0	0
Name	TTP Road Maintenance Project	CONS	0	0	0	0	0	0
County	127 - Redwood	CE	0	0	0	0	0	0
Project Type	PLANING	Z	99,709	112,054	112,054	112,054	0	435,871
Work Type	P10	Total	99,709	112,054	112,054	112,054	0	435,871
PCAS	F57402TP	Phase	FY 2016 (\$)	FY 2017 (\$)	FY 2018 (\$)	FY 2019 (\$)	FY 2020 (\$)	Total
Class	O	PE	10,000	10,000	10,000	10,000	0	40,000
Name	TTP Planning Project	CONS	0	0	0	0	0	0
County	127 - Redwood	CE	0	0	0	0	0	0
Project Type	PLANING	Z	0	0	0	0	0	0
Work Type	P9	Total	10,000	10,000	10,000	10,000	0	40,000
Location Subtotal			435,872	448,217	448,217	448,217	0	1,780,523
State Subtotal			435,872	448,217	448,217	448,217	0	1,780,523
CSTIP Subtotal			435,872	448,217	448,217	448,217	0	1,780,523
Report Total			435,872	448,217	448,217	448,217	0	1,780,523



# Indian Reservation Roads Programs

Entity Name F52409 - RED LAKE BAND OF CHIPPEWA INDIANS  
 Program Class Code 6K1  
 CSTIP Type TIP Fiscal Year 2016  
 FHWA Approved Date 30-MAR-16 Funding Amount 2,078,564

## Federal Lands Highway

## Any level TIP/EIP Report



State 27 - Minnesota  
 Location F52409 - Red Lake

Projects on the CSTIP with this state are listed and subtotaled in this section  
 Covers that part of the reservation within the current state.

PCAS	F5202811	Phase	FY 2016 (\$)	FY 2017 (\$)	FY 2018 (\$)	FY 2019 (\$)	FY 2020 (\$)	Total
Class	R	PE	15,000	50,000	25,000	25,000	0	115,000
Name	NORTHEAST BOUNDARY ROAD	CONS	0	0	0	0	0	0
County	007 - Beltrami	CE	0	0	0	0	0	0
Project Type	REHAB	Z	0	0	0	0	0	0
Work Type	7	Total	15,000	50,000	25,000	25,000	0	115,000
PCAS	F5240907	Phase	FY 2016 (\$)	FY 2017 (\$)	FY 2018 (\$)	FY 2019 (\$)	FY 2020 (\$)	Total
Class	R	CONS	1,021,400	1,200,000	760,000	0	0	2,981,400
Name	THUNDER LAKE ROAD (PHASE III)	PE	30,000	1,000	5,000	0	0	36,000
County	007 - Beltrami	CE	120,000	180,000	95,000	0	0	395,000
Project Type	NEWCON	Z	0	0	0	0	0	0
Work Type	7	Total	1,171,400	1,381,000	860,000	0	0	3,412,400
PCAS	F5240911	Phase	FY 2016 (\$)	FY 2017 (\$)	FY 2018 (\$)	FY 2019 (\$)	FY 2020 (\$)	Total
Class	R	CONS	0	25,000	1,100,000	1,100,000	0	2,225,000
Name	NEBISH ROAD	PE	150,000	5,000	5,000	5,000	0	165,000
County	007 - Beltrami	CE	0	0	125,000	125,000	0	250,000
Project Type	REHAB	Z	0	0	0	0	0	0
Work Type	7	Total	150,000	30,000	1,230,000	1,230,000	0	2,640,000
PCAS	F5240914	Phase	FY 2016 (\$)	FY 2017 (\$)	FY 2018 (\$)	FY 2019 (\$)	FY 2020 (\$)	Total
Class	R	PE	5,000	15,000	15,000	15,000	0	50,000
Name	NEBISH ROAD (BELTRAMI COUNTY RO)	CONS	0	0	0	0	0	0
County	007 - Beltrami	CE	0	0	0	0	0	0
Project Type	REHAB	Z	0	0	0	0	0	0
Work Type	7	Total	5,000	15,000	15,000	15,000	0	50,000
PCAS	F5240916	Phase	FY 2016 (\$)	FY 2017 (\$)	FY 2018 (\$)	FY 2019 (\$)	FY 2020 (\$)	Total
Class	R	PE	0	13,000	2,200	2,200	0	17,400
Name	BATTLE RIVER ROAD COOP	CONS	0	0	0	0	0	0
County	007 - Beltrami	CE	0	0	0	0	0	0
Project Type	REHAB	Z	0	0	0	0	0	0
Work Type	7	Total	0	13,000	2,200	2,200	0	17,400
PCAS	F5240917	Phase	FY 2016 (\$)	FY 2017 (\$)	FY 2018 (\$)	FY 2019 (\$)	FY 2020 (\$)	Total
Class	R	CONS	255,000	255,000	0	0	0	510,000
Name	BARTONS CAMP ROAD	PE	50,000	1,000	0	0	0	51,000
County	007 - Beltrami	CE	30,000	30,000	0	0	0	60,000
Project Type	REHAB	Z	0	0	0	0	0	0
Work Type	7	Total	335,000	286,000	0	0	0	621,000



# Indian Reservation Roads Programs

Entity Name F52409 - RED LAKE BAND OF CHIPPEWA INDIANS  
 Program Class Code 6K1  
 CSTIP Type TIP Fiscal Year 2016  
 30-MAR-16 Funding Amount 2,078,564

## Federal Lands Highway

## Any level TIP/EIP Report



State 27 - Minnesota  
 Location F52409 - Red Lake

Projects on the CSTIP with this state are listed and subtotaled in this section  
 Covers that part of the reservation within the current state.

PCAS	F5240918	Phase	FY 2016 (\$)	FY 2017 (\$)	FY 2018 (\$)	FY 2019 (\$)	FY 2020 (\$)	Total
Class	R	CONS	72,600	72,600	0	0	0	145,200
Name	PIKE CREEK ROAD	PE	15,000	1,000	0	0	0	16,000
County	007 - Beltrami	CE	9,000	9,000	0	0	0	18,000
Project Type	REHAB	Z	0	0	0	0	0	0
Work Type	7	Total	96,600	82,600	0	0	0	179,200
PCAS	F5240919	Phase	FY 2016 (\$)	FY 2017 (\$)	FY 2018 (\$)	FY 2019 (\$)	FY 2020 (\$)	Total
Class	R	CONS	36,300	36,300	0	0	0	72,600
Name	PIKE CREEK SPUR	PE	7,500	1,000	0	0	0	8,500
County	007 - Beltrami	CE	5,000	5,000	0	0	0	10,000
Project Type	REHAB	Z	0	0	0	0	0	0
Work Type	7	Total	48,800	42,300	0	0	0	91,100
PCAS	F5240920	Phase	FY 2016 (\$)	FY 2017 (\$)	FY 2018 (\$)	FY 2019 (\$)	FY 2020 (\$)	Total
Class	R	CONS	72,500	72,500	0	0	0	145,000
Name	BARTONS CAMP SPUR	PE	15,000	1,000	0	0	0	16,000
County	007 - Beltrami	CE	9,000	9,000	0	0	0	18,000
Project Type	REHAB	Z	0	0	0	0	0	0
Work Type	7	Total	96,500	82,500	0	0	0	179,000
PCAS	F5240921	Phase	FY 2016 (\$)	FY 2017 (\$)	FY 2018 (\$)	FY 2019 (\$)	FY 2020 (\$)	Total
Class	R	CONS	72,500	72,500	0	0	0	145,000
Name	BARTONS CAMP TRAIL	PE	15,000	1,000	0	0	0	16,000
County	007 - Beltrami	CE	9,000	9,000	0	0	0	18,000
Project Type	REHAB	Z	0	0	0	0	0	0
Work Type	7	Total	96,500	82,500	0	0	0	179,000
PCAS	F5240922	Phase	FY 2016 (\$)	FY 2017 (\$)	FY 2018 (\$)	FY 2019 (\$)	FY 2020 (\$)	Total
Class	R	CONS	36,264	36,300	0	0	0	72,564
Name	BALIF LAKE ROAD	PE	7,500	1,000	0	0	0	8,500
County	007 - Beltrami	CE	5,000	5,000	0	0	0	10,000
Project Type	REHAB	Z	0	0	0	0	0	0
Work Type	7	Total	48,764	42,300	0	0	0	91,064
PCAS	F52409A4	Phase	FY 2016 (\$)	FY 2017 (\$)	FY 2018 (\$)	FY 2019 (\$)	FY 2020 (\$)	Total
Class	R	CONS	0	0	0	825,000	0	825,000
Name	NORTH SHORE ROAD	PE	15,000	50,000	25,000	25,000	0	115,000
County	007 - Beltrami	CE	0	0	0	35,000	0	35,000
Project Type	REHAB	Z	0	0	0	0	0	0
Work Type	7	Total	15,000	50,000	25,000	885,000	0	975,000
Location Subtotal			2,078,564	2,157,200	2,157,200	2,157,200	0	8,550,164
State Subtotal			2,078,564	2,157,200	2,157,200	2,157,200	0	8,550,164
CSTIP Subtotal			2,078,564	2,157,200	2,157,200	2,157,200	0	8,550,164



**Indian Reservation Roads Programs**

**Report Total**

**Any level TIP/EIP Report  
Federal Lands Highway**

2,078,564	2,157,200	2,157,200	2,157,200	0	8,550,164
-----------	-----------	-----------	-----------	---	-----------





# Indian Reservation Roads Programs

Entity Name F57401 - UPPER SIOUX COMMUNITY  
 Program Class Code 61E  
 CSTIP Type TIP Fiscal Year 2016  
 FHWA Approved Date 01-DEC-15 Funding Amount 354,103

## Federal Lands Highway

## Any level TIP/EIP Report



State 27 - Minnesota  
 Location F57401 - Upper Sioux

Projects on the CSTIP with this state are listed and subtotaled in this section  
 Covers that part of the reservation within the current state.

PCAS	F5740102	Phase	FY 2016 (\$)	FY 2017 (\$)	FY 2018 (\$)	FY 2019 (\$)	FY 2020 (\$)	Total
Class	R	CONS	1,000	0	0	0	0	1,000
Name	Prairie's Edge Lane Project	PE	1,000	0	0	0	0	1,000
County	173 - Yellow Medicine	CE	1,000	0	0	0	0	1,000
Project Type	RECONS	Z	0	0	0	0	0	0
Work Type	7	Total	3,000	0	0	0	0	3,000
PCAS	F5740115	Phase	FY 2016 (\$)	FY 2017 (\$)	FY 2018 (\$)	FY 2019 (\$)	FY 2020 (\$)	Total
Class	R	CONS	1,000	0	0	0	0	1,000
Name	560th Street Project	PE	1,000	0	0	0	0	1,000
County	173 - Yellow Medicine	CE	1,000	0	0	0	0	1,000
Project Type	RECONS	Z	0	0	0	0	0	0
Work Type	7	Total	3,000	0	0	0	0	3,000
PCAS	F57401RM	Phase	FY 2016 (\$)	FY 2017 (\$)	FY 2018 (\$)	FY 2019 (\$)	FY 2020 (\$)	Total
Class	O	PE	0	0	0	0	0	0
Name	TTP Road Maintenance Project	CONS	0	0	0	0	0	0
County	173 - Yellow Medicine	CE	0	0	0	0	0	0
Project Type	PLANING	Z	338,103	344,103	344,103	344,103	0	1,370,412
Work Type	P10	Total	338,103	344,103	344,103	344,103	0	1,370,412
PCAS	F57401TP	Phase	FY 2016 (\$)	FY 2017 (\$)	FY 2018 (\$)	FY 2019 (\$)	FY 2020 (\$)	Total
Class	O	PE	0	0	0	0	0	0
Name	TTP Planning Project	CONS	0	0	0	0	0	0
County	173 - Yellow Medicine	CE	0	0	0	0	0	0
Project Type	PLANING	Z	10,000	10,000	10,000	10,000	0	40,000
Work Type	P10	Total	10,000	10,000	10,000	10,000	0	40,000
Location Subtotal			354,103	354,103	354,103	354,103	0	1,416,412
State Subtotal			354,103	354,103	354,103	354,103	0	1,416,412
CSTIP Subtotal			354,103	354,103	354,103	354,103	0	1,416,412



# Indian Reservation Roads Programs

Entity Name F57403 - PRAIRIE ISLAND INDIAN COMMUNITY  
 Program Class Code 61E  
 CSTIP Type TIP Fiscal Year 2016  
 FHWA Approved Date 01-DEC-15 Funding Amount 448,754

## Federal Lands Highway

## Any level TIP/EIP Report



State 27 - Minnesota  
 Location F57403 - Prairie Island

Projects on the CSTIP with this state are listed and subtotaled in this section  
 Covers that part of the reservation within the current state.

PCAS	F5740306	Phase	FY 2016 (\$)	FY 2017 (\$)	FY 2018 (\$)	FY 2019 (\$)	FY 2020 (\$)	Total
Class	R	CONS	2,500	50,000	100,000	100,000	0	252,500
Name	6006 Roads (Crossroads West)	PE	15,000	2,000	1,000	1,000	0	19,000
County	049 - Goodhue	CE	2,500	10,000	19,000	19,000	0	50,500
Project Type	NEWCON	Z	0	0	0	0	0	0
Work Type	7	Total	20,000	62,000	120,000	120,000	0	322,000
PCAS	F5740307	Phase	FY 2016 (\$)	FY 2017 (\$)	FY 2018 (\$)	FY 2019 (\$)	FY 2020 (\$)	Total
Class	R	CONS	2,500	50,000	100,000	100,000	0	252,500
Name	6007 Roads (Crossroads East)	PE	15,000	2,000	1,000	1,000	0	19,000
County	049 - Goodhue	CE	2,500	10,000	19,000	19,000	0	50,500
Project Type	NEWCON	Z	0	0	0	0	0	0
Work Type	7	Total	20,000	62,000	120,000	120,000	0	322,000
PCAS	F5740311	Phase	FY 2016 (\$)	FY 2017 (\$)	FY 2018 (\$)	FY 2019 (\$)	FY 2020 (\$)	Total
Class	R	CONS	2,500	2,000	2,000	2,000	0	8,500
Name	Sturgeon Lake Road Bridge Project	PE	5,000	2,000	1,000	1,000	0	9,000
County	049 - Goodhue	CE	2,500	2,000	2,000	2,000	0	8,500
Project Type	RECONS	Z	0	0	0	0	0	0
Work Type	7	Total	10,000	6,000	5,000	5,000	0	26,000
PCAS	F5740315	Phase	FY 2016 (\$)	FY 2017 (\$)	FY 2018 (\$)	FY 2019 (\$)	FY 2020 (\$)	Total
Class	O	CONS	17,754	17,754	17,754	17,754	0	71,016
Name	PIIC Tribal Community Parking Lots	PE	4,000	2,000	2,000	2,000	0	10,000
County	049 - Goodhue	CE	4,000	4,000	4,000	4,000	0	16,000
Project Type	RECONS	Z	0	0	0	0	0	0
Work Type	7	Total	25,754	23,754	23,754	23,754	0	97,016
PCAS	F5740316	Phase	FY 2016 (\$)	FY 2017 (\$)	FY 2018 (\$)	FY 2019 (\$)	FY 2020 (\$)	Total
Class	O	CONS	80,000	60,000	63,000	63,000	0	266,000
Name	PIIC Tribal Enterprise Parking Lots	PE	4,000	2,000	2,000	2,000	0	10,000
County	049 - Goodhue	CE	4,000	10,000	10,000	10,000	0	34,000
Project Type	RECONS	Z	0	0	0	0	0	0
Work Type	7	Total	88,000	72,000	75,000	75,000	0	310,000
PCAS	F5740318	Phase	FY 2016 (\$)	FY 2017 (\$)	FY 2018 (\$)	FY 2019 (\$)	FY 2020 (\$)	Total
Class	R	CONS	150,000	100,000	0	0	0	250,000
Name	6002 Roads (Tatanka Trail & Place)	PE	5,000	3,000	0	0	0	8,000
County	049 - Goodhue	CE	25,000	15,000	0	0	0	40,000
Project Type	NEWCON	Z	0	0	0	0	0	0
Work Type	7	Total	180,000	118,000	0	0	0	298,000



# Indian Reservation Roads Programs

Entity Name F57403 - PRAIRIE ISLAND INDIAN COMMUNITY  
 Program Class Code 61E  
 CSTIP Type TIP Fiscal Year 2016  
 01-DEC-15 Funding Amount 448,754

## Federal Lands Highway

## Any level TIP/EIP Report



State 27 - Minnesota  
 Location F57403 - Prairie Island

Projects on the CSTIP with this state are listed and subtotaled in this section  
 Covers that part of the reservation within the current state.

PCAS	F57403RM	Phase	FY 2016 (\$)	FY 2017 (\$)	FY 2018 (\$)	FY 2019 (\$)	FY 2020 (\$)	Total
Class	O	PE	0	0	0	0	0	0
Name	TTP Road Maintenance	CONS	0	0	0	0	0	0
County	049 - Goodhue	CE	0	0	0	0	0	0
Project Type	PLANING	Z	100,000	100,000	100,000	100,000	0	400,000
Work Type	P10	Total	100,000	100,000	100,000	100,000	0	400,000
PCAS	F57403TP	Phase	FY 2016 (\$)	FY 2017 (\$)	FY 2018 (\$)	FY 2019 (\$)	FY 2020 (\$)	Total
Class	O	PE	0	0	0	0	0	0
Name	TTP Transportation Planning	CONS	0	0	0	0	0	0
County	049 - Goodhue	CE	0	0	0	0	0	0
Project Type	PLANING	Z	3,000	3,000	3,000	3,000	0	12,000
Work Type	P10	Total	3,000	3,000	3,000	3,000	0	12,000
PCAS	F57403TR	Phase	FY 2016 (\$)	FY 2017 (\$)	FY 2018 (\$)	FY 2019 (\$)	FY 2020 (\$)	Total
Class	O	PE	0	0	0	0	0	0
Name	TTP Transit	CONS	0	0	0	0	0	0
County	049 - Goodhue	CE	2,000	2,000	2,000	2,000	0	8,000
Project Type	TRANSIT	Z	0	0	0	0	0	0
Work Type	T4	Total	2,000	2,000	2,000	2,000	0	8,000
Location Subtotal			448,754	448,754	448,754	448,754	0	1,795,016
State Subtotal			448,754	448,754	448,754	448,754	0	1,795,016
CSTIP Subtotal			448,754	448,754	448,754	448,754	0	1,795,016





# Indian Reservation Roads Programs

Entity Name F57411 - SHAKOPEE MDEWANKANTON SIOUX COMM.  
 Program Class Code 61E  
 CSTIP Type TIP Fiscal Year 2016  
 FHWA Approved Date 04-FEB-16 Funding Amount 257,404

## Federal Lands Highway

## Any level TIP/EIP Report



State	27 - Minnesota		Projects on the CSTIP with this state are listed and subtotaled in this section					
Location	F57411 - Shakopee (Prior Lake)		Covers that part of the reservation within the current state.					
PCAS	F5741101	Phase	FY 2016 (\$)	FY 2017 (\$)	FY 2018 (\$)	FY 2019 (\$)	FY 2020 (\$)	Total
Class	R	CONS	0	257,404	0	0	0	257,404
Name	Dakotah Parkw ay	PE	0	0	0	0	0	0
County	139 - Scott	CE	0	0	0	0	0	0
Project Type	OVRLAY	Z	0	0	0	0	0	0
Work Type	7	Total	0	257,404	0	0	0	257,404
PCAS	F57411C3	Phase	FY 2016 (\$)	FY 2017 (\$)	FY 2018 (\$)	FY 2019 (\$)	FY 2020 (\$)	Total
Class	R	PE	0	0	197,404	257,404	0	454,808
Name	CR 42	CONS	0	0	60,000	0	0	60,000
County	139 - Scott	CE	0	0	0	0	0	0
Project Type	REHAB	Z	0	0	0	0	0	0
Work Type	7	Total	0	0	257,404	257,404	0	514,808
PCAS	F57411C4	Phase	FY 2016 (\$)	FY 2017 (\$)	FY 2018 (\$)	FY 2019 (\$)	FY 2020 (\$)	Total
Class	R	CONS	200,000	0	0	0	0	200,000
Name	Tintaochanku (Valley View ) Road	PE	20,000	0	0	0	0	20,000
County	139 - Scott	CE	37,404	0	0	0	0	37,404
Project Type	RECONS	Z	0	0	0	0	0	0
Work Type	7	Total	257,404	0	0	0	0	257,404
Location Subtotal			257,404	257,404	257,404	257,404	0	1,029,616
State Subtotal			257,404	257,404	257,404	257,404	0	1,029,616
STIP Subtotal			257,404	257,404	257,404	257,404	0	1,029,616
Report Total			1,060,261	1,060,261	1,060,261	1,060,261	0	4,241,044



# **Recreational Trails Program**



---

## **RECREATIONAL TRAILS PROGRAM**

The Recreational Trails Program provides funds to develop, maintain, and enhance recreational trails for both motorized and non-motorized recreational trail users. Funds are appropriated to the State by formula, 50 percent equally among all eligible states and 50 percent in proportion to the amount of non-highway recreational fuel use. The maximum federal share in Minnesota is 75 percent for these projects, and a 25 percent cash or pre-approved in-kind match is required. Only state agencies, cities, counties, townships, tribal governments or private trail organizations sponsored by a local unit of government are eligible to apply.

The Minnesota Department of Natural Resources (MNDNR) administers this program for Minnesota. The Minnesota Recreational Trail Users Advisory Board (MRTUA) assists the MNDNR in project selections. The committee is comprised of three representatives of the ten identified trail user groups (bike, mountain bike, hike, ski, horse, in-line skate, ATV, Off-Road Vehicles, snowmobiles, Off-Highway Motorcycling) in Minnesota.

The Recreational Trails Program projects are listed in District C of the project list and on the following pages.

Contact: Daniel Golner, Program Administrator, Minnesota Department of Natural Resources, Division of Parks and Trails, 500 Lafayette Road, Box 39, St. Paul, Minnesota 55155; phone at (651) 259-5599; or email at [daniel.golner@state.mn.us](mailto:daniel.golner@state.mn.us).

RECREATIONAL TRAILS PROGRAMS																
FY 2017-FY 2020 STATE TRANSPORTATION IMPROVEMENT PROGRAM (STIP)																
SEQ #	ROUTE SYSTEM	PROJECT NUMBER	YEAR	AGENCY	PROJECT DESCRIPTION	MILES	PRGM	WORK TYPE	FUNDS	TOTAL	FHWA	AC	FTA	TH	BOND	OTHER
1786	REC TRAIL	0001-16-3C	2017	GOODHUE COUNTY	TO PURCHASE A TUCKER TERRA SNOW CAT TRAIL GROOMER TO GROOM SNOWMOBILE TRAILS FOR THE COVERED BRIDGE RIDERS TRAIL SYSTEM	0.0	RT	MOTORIZED	STBGTA	140,175	70,088	-	-	-	-	70,087
1787	REC TRAIL	0002-16-2C	2017	COOK COUNTY	TO PURCHASE REPLACEMENT EQUIPMENT TO BRUSH/GROOM 65 KM OF CROSS COUNTRY SKI TRAILS ON SUGARBUSH TRAIL SYSTEM	0.0	RT	NON-MOTORIZED	STBGTA	72,600	54,450	-	-	-	-	18,150
1788	REC TRAIL	0005-16-2F	2017	CROW WING COUNTY	TO RECONSTRUCT THE MERRIFIELD MARATHONS PELICAN BROOK BRIDGE; INCLUDES REPLACEMENT AND REHABILITATION OF BRIDGE DECK, RAILS, ABUTMENTS, PIER AND STRUCTURAL STEEL	0.0	RT	MOTORIZED	STBGTA	259,455	150,000	-	-	-	-	109,455
1789	REC TRAIL	0007-16-S	2017	SUPERIOR HIKING TRAIL ASSOCIATION	TO REPLACE AGING BRIDGES, BOARDWALK, STEPS, AND SIGNS AND REHABILITATE TREADWAY ON THE 326 MILE SUPERIOR HIKING TRAIL	0.0	RT	NON-MOTORIZED	STBGTA	75,000	45,000	-	-	-	-	30,000
1790	REC TRAIL	0009-16-3A	2017	STEARNS COUNTY	TO SEAL AND CRACK FILL LAKE WOBEGON'S TRAIL SURFACE FROM THE CITY OF ALBANY TO CITY OF HOLDINGFORD	0.0	RT	NON-MOTORIZED	STBGTA	50,000	25,000	-	-	-	-	25,000
1791	REC TRAIL	0010-16-1A	2017	BECKER COUNTY	TO REPLACE THE LITTLE BEMIDJI BRIDGE WITH A NEW 80FT LONG FLAT KIT BRIDGE	0.0	RT	MOTORIZED	STBGTA	47,245	35,434	-	-	-	-	11,811
1792	REC TRAIL	0012-16-S	2017	MN TRAIL RIDERS ASSOCIATION	TO MAINTAIN AND IMPROVE TRAILS AND CAMPS IN PARKS AND FORESTS FOR ALL USERS	0.0	RT	JOINT	STBGTA	20,000	15,000	-	-	-	-	5,000
1793	REC TRAIL	0013-16-3B	2017	CHAMPLIN	TO DEVELOP BITUMINOUS BICYCLE/PEDESTRIAN TRAIL AS PART OF THE ELM CREEK GREENWAY TRAIL CORRIDOR CONNECTING ELM CREEK PARK WITH THE MISSISSIPPI RIVER	0.0	RT	NON-MOTORIZED	STBGTA	67,250	50,438	-	-	-	-	16,813
1794	REC TRAIL	0014-16-3A	2017	MILLE LACS COUNTY	TO ACQUIRE, DESIGN, AND DEVELOP ORV TRAILS, FEATURES, AND FACILITIES.	0.0	RT	MOTORIZED	STBGTA	210,000	150,000	-	-	-	-	60,000
1795	REC TRAIL	0015-16-4D	2017	OWATONNA	TO PURCHASE WINTER BIKE GROOMER AND ATTACHABLE CLASSIC SKI TRAIL GROOMER	0.0	RT	NON-MOTORIZED	STBGTA	10,320	7,740	-	-	-	-	2,580
1796	REC TRAIL	0019-16-S	2017	NORTH COUNTRY TRAIL ASSOCIATION	TO BUILD 2.5 MILE RELOCATION OF THE NCT ONTO CLEARWATER CO LAND, MAKE 2 TRAILHEAD IMPROVEMENTS, ADD SEVERAL WATER CROSSINGS	0.0	RT	NON-MOTORIZED	STBGTA	55,160	37,720	-	-	-	-	17,440
1797	REC TRAIL	0021-16-3B	2017	WASHINGTON COUNTY	TO PURCHASE GROOMING EQUIPMENT TO SUPPORT MAINTENANCE OF SNOWMOBILE TRAILS IN WASHINGTON COUNTY	0.0	RT	JOINT	STBGTA	74,980	56,235	-	-	-	-	18,745
1798	REC TRAIL	0022-16-2C	2017	COOK COUNTY	TO DEVELOP A NEW SINGLE TRACK MOUNTAIN BIKE CONNECTOR TRAIL BETWEEN BRITTON PEAK AND LUTSEN MOUNTAINS	0.0	RT	NON-MOTORIZED	STBGTA	187,500	140,625	-	-	-	-	46,875
1799	REC TRAIL	0026-16-2C	2017	LAKE COUNTY	TO REPLACE 1992 TUCKER GROOMER WHICH IS COSTLY TO KEEP OPERATIONAL	0.0	RT	MOTORIZED	STBGTA	155,481	56,253	-	-	-	-	99,228
1800	REC TRAIL	0027-16-3A	2017	MORRISON COUNTY	TO REPAIR CONCRETE PIERS ON RAILROAD BRIDGE REPURPOSED FOR TRAIL USE	0.0	RT	JOINT	STBGTA	350,000	150,000	-	-	-	-	200,000
1801	REC TRAIL	0031-16-2A	2017	ITASCA COUNTY	TO DEVELOP A 1/2 MILE PAVED TRAIL AND 100 FOOT RECREATION BRIDGE TO CONNECT VILLAGE ROAD COMMUNITY TO LARGER 150 MILE GIA TRAIL SYSTEM	0.0	RT	JOINT	STBGTA	760,000	150,000	-	-	-	-	610,000

RECREATIONAL TRAILS PROGRAMS				FY 2017-FY 2020 STATE TRANSPORTATION IMPROVEMENT PROGRAM (STIP)												
SEQ #	ROUTE SYSTEM	PROJECT NUMBER	YEAR	AGENCY	PROJECT DESCRIPTION	MILES	PRGM	WORK TYPE	FUNDS	TOTAL	FHWA	AC	FTA	TH	BOND	OTHER
1802	REC TRAIL	0033-16-3B	2017	MINNEAPOLIS	TO PURCHASE 6 SNOWMAKING UNITS, TWO HIGH PRESSURE SNOWMAKING PUMPS, ONE WATER COOLING TOWER	0.0	RT	NON-MOTORIZED	STBGTA	259,364	75,000	-	-	-	-	184,364
1803	REC TRAIL	0034-16-3B	2017	SHAKOPEE	TO REPLACE PREVIOUSLY EXISTING BRIDGE REMOVED DUE TO SAFETY CONCERNS	0.0	RT	JOINT	STBGTA	382,500	150,000	-	-	-	-	232,500
1804	REC TRAIL	0036-16-1C	2017	NORMAN COUNTY	TO REFURBISH (REHABILITATE) THREE OF 13 SPAN BRIDGES FOR SNOWMOBILE AND OHV USAGE	0.0	RT	MOTORIZED	STBGTA	200,000	150,000	-	-	-	-	50,000
1805	REC TRAIL	0038-16-2C	2017	DULUTH	TO DEVELOP NEW AND RESTORE EXISTING TRAIL SYSTEM CONNECTING WITH THREE REGIONAL AND STATE TRAIL SYSTEMS	0.0	RT	JOINT	STBGTA	300,000	150,000	-	-	-	-	150,000
1806	REC TRAIL	0040-16-4C	2017	WASECA COUNTY	TO PURCHASE 2016 POLARIS RANGER 570 UTILITY VEHICLE, TRACK SYSTEM AND PLOW FRAME AND BLADE	0.0	RT	JOINT	STBGTA	18,224	13,668	-	-	-	-	4,556
1807	REC TRAIL	D002-162B	2017	DNR-PARKS AND TRAIL	TO CONSTRUCT CORE TRAILS, TRAIL LOOPS AND FEATURES IN THE IROHV RA ON THE PROPERTY NEAR VIRGINIA THAT CONNECTS TO THE GILBERT SITE	0.0	RT	MOTORIZED	STBGTA	210,000	131,178	-	-	-	-	78,822
1808	REC TRAIL	D003-16-3C	2017	DNR-PARKS AND TRAIL	TO REHAB MUTLI-USE TRAILS BY GRADING, ADDING FILL, INSTALLING WATER BARS AND HARDENING TRAIL SURFACE	0.0	RT	NON-MOTORIZED	STBGTA	66,000	49,500	-	-	-	-	16,500
1809	REC TRAIL	D004-16-S	2017	DNR-PARKS AND TRAIL	TO PURCHASE 20 BIKE REPAIR STATIONS TO BE INSTALLED AT STATE PARKS AND TRAILS & TO PURCHASE 2 TRAIL COUNTERS IN ORDER TO GATHER DATA ON THE NUMBER OF STATE USERS	0.0	RT	JOINT	STBGTA	44,000	33,000	-	-	-	-	11,000
1810	REC TRAIL	D006-16-4C	2017	DNR-PARKS AND TRAIL	TO REHABILITATE AND WIDEN APPROXIMATELY 12.5 MILES OF EXISTING SAKATAH STATE TRAIL BETWEEN WATERVERVILLE AND MADISON LAKE	0.0	RT	JOINT	STBGTA	1,211,514	150,000	-	-	-	-	1,061,514
1811	REC TRAIL	D007-16-2C	2017	DNR-PARKS AND TRAIL	TO DEVELOP NEW TRAIL AND CONSTRUCT TUNNEL CROSSING UNDER TRUNK HIGHWAY 61	0.0	RT	NON-MOTORIZED	STBGTA	556,500	150,000	-	-	-	-	406,500
1812	REC TRAIL	D008-16-2C	2017	DNR-PARKS AND TRAIL	TO DEVELOP 3.3 MILES OF NEW TRAIL OF THE GITCHI-GAMI STATE TRAIL	0.0	RT	NON-MOTORIZED	STBGTA	4,094,400	150,000	-	-	-	-	3,944,400
1813	REC TRAIL	D009-16-2B	2017	DNR-PARKS AND TRAIL	TO PURCHASE TRACKED MINI-EXCAVATOR	0.0	RT	JOINT	STBGTA	74,000	49,000	-	-	-	-	25,000
										9,951,668	2,445,328	-	-	-	-	7,506,341

RECREATIONAL TRAILS PROGRAMS					FY 2017-FY 2020 STATE TRANSPORTATION IMPROVEMENT PROGRAM (STIP)											
SEQ #	ROUTE SYSTEM	PROJECT NUMBER	YEAR	AGENCY	PROJECT DESCRIPTION	MILES	PRGM	WORK TYPE	FUNDS	TOTAL	FHWA	AC	FTA	TH	BOND	OTHER
1814	REC TRAIL	880C-RT-18	2018	DNR PARKS AND TRAILS	2018 STATEWIDE DNR PARKS & TRAILS	0.0	RT	PARKS & TRAIL	STBGTA	2,875,000	2,300,000	-	-	-	-	575,000
1815	REC TRAIL	880C-RT-19	2019	DNR PARKS AND TRAILS	2019 STATEWIDE DNR PARKS & TRAILS	0.0	RT	PARKS & TRAIL	STBGTA	2,875,000	2,300,000	-	-	-	-	575,000
1816	REC TRAIL	880C-RT-20	2020	DNR PARKS AND TRAILS	2020 STATEWIDE DNR PARKS & TRAILS	0.0	RT	PARKS & TRAIL	STBGTA	2,875,000	2,300,000	-	-	-	-	575,000



# **Minnesota Rail Service Improvement Program**



---

## **MINNESOTA RAIL SERVICE IMPROVEMENT PROGRAM**

The Minnesota Rail Service Improvement Program (MRSI), established in 1976, helps prevent the loss of rail service on lines potentially subject to abandonment by railroads. Using state-developed eligibility rules, the state and rail users and/or railroads enter into contracts for rail line rehabilitation, capital improvements, purchase assistance to rail authorities, loan guarantees and state rail banking. Funding for these projects is in the form of a loan. When the project is completed, the recipient repays the state. These reimbursements are returned to the Minnesota Rail Service Improvement Program account to fund future rehabilitation projects.

Projects fall within the program areas identified below. The MRSI Program has identified \$27 million in railroad track project needs. Projects will move ahead if funding is available and project agreements can be completed and contracts executed. These loan projects are typically funded with state general obligation bond funds or state general funds. Figure B-1 at the end of this section identifies the potential number of projects and funding.

The following five programs are funded under the Minnesota Rail Service Improvement Program.

### **Rail Purchase Assistance Program**

Assists Regional Railroad Authorities in acquiring rail lines that can be operated on a self-sustaining basis to provide local rail service. MnDOT may provide up to 50 percent of the value

of the property. State funds are secured and require repayment if the line is sold or ceases to serve the purpose intended.

### **Rail Rehabilitation Program**

Provides low and no-interest loans to rehabilitate and preserve rail lines that are financially viable and have the potential to increase rail use. A shipper's survey, cost/benefit analysis, and a rehabilitation needs assessment are conducted to determine which lines are prospective rail projects. Repayment of loans is required.

### **Capital Improvement Loan Program**

Provides rail users and railroads with loans for projects that improve rail service and/or strengthen the financial condition of the associated line. Eligible projects have typically included capital improvements such as building and expanding industrial spurs, upgrading bridges and building more efficient loading/un-loading facilities. Repayment of loans is on a quarterly basis.

### **State Rail Bank Program**

Allows the state to acquire and preserve abandoned rail lines for future transportation use or for transmitting energy, fuel or other commodities.

---

**Rail User and Rail Carrier Loan Guarantee Program**

Assists rail users in obtaining loans for rail rehabilitation and capital improvements by guaranteeing up to 90 percent of the loan. The 1994 Legislature further amended the statute, recreating the program as the Rail User and Rail Carrier Loan Guarantee Program. Not only rail users but rail carriers are eligible for assistance under the program. In addition to rail

line rehabilitation, rolling stock acquisition and installation are eligible.

Additional information on the Minnesota Rail Service Improvement Program may be obtained from Peter Dahlberg, Program Manager, Office of Freight and Commercial Vehicle Operations, at (651) 366-3693.

<b>Figure A-4 MINNESOTA RAIL SERVICE IMPROVEMENT PROGRAM ESTIMATED FUNDING SUMMARY AND NUMBER OF POTENTIAL PROJECTS BY PROGRAM AND YEAR</b>					
<b>PROGRAM</b>	<b>2017</b>	<b>2018</b>	<b>2019</b>	<b>2020</b>	<b>Total</b>
Rail Purchase Assistance Program	0	0	0	0	0
Rail Rehabilitation Program	0	0	0	0	0
Capital Improvement Loan Program	\$2,000,000 (6)	\$1,500,000 (6)	\$1,500,000 (6)	\$1,500,000 (6)	\$6,500,000 (26)
State Rail Bank Program	0	0	0	0	0
Rail User/Rail Carrier Loan Guarantee Program	0	0	0	0	0
<b>TOTAL</b>	\$2,000,000 (8)	\$1,500,000 (6)	\$1,500,000 (6)	\$1,500,000 (6)	\$6,500,000 (26)

( ) = Number of Potential Project

# **Port Development Assistance Program**



---

## **PORT DEVELOPMENT ASSISTANCE PROGRAM**

The Port Development Assistance Program was developed by the state in response to the needs of the commercial navigation system. There are currently no dedicated federal funds available. The program provides a funding source that helps to ensure the continued commercial effectiveness of lake and river navigation terminals and helps to offset increases in the general costs of commercial shipping.

A number of conditions exist that warrant the port development assistance program in Minnesota. Many of the public terminals and docks in the state are in need of rehabilitation at costs beyond the means of local agencies. Local port authorities are having trouble keeping their infrastructure intact, especially for our agricultural and mining industries, Project proposals are prioritized based on need, employment generated and overall economic benefit. MnDOT's Office of Freight and Commercial Vehicle Operations, working with the state's port authorities, has identified a list of potential harbor improvement projects for 2017 and beyond. Past projects include rehabilitating or improving rail and truck access, dock walls, building roofs, sprinklers and electrical systems, mobile handling equipment and adding warehouse capacity.

The Minnesota Legislature has made the following appropriations to the Port Development Assistance Program:

- 1996 - 2006 - \$13 million (Bonds)
- 1996 - 2006 - \$4.5 million (General Funds)
- 2008 - \$500,000 (General Funds)
- 2009 - \$3 million (Bonds)
- 2011 - \$3 million (Bonds)
- 2012 - \$1 million (Bonds)
- 2014 - \$2 million (Bonds)
- 2015 - \$3 million (General Funds)

To date, total state appropriations for the Port Development Assistance Program amount to \$30 million. The Ports have identified \$40 million of port development needs.

According to Minnesota law, Port Development Assistance funds cannot be added to other state-sponsored port investments. Port Development funds can be used with federal and local dollars to complete projects that benefit a port.

Additional information about the Port Development Assistance Program may be obtained from Patrick Phenow, Ports and Waterways, Office of Freight and Commercial Vehicle Operations, at (651) 366-3672 or email: [patrick.phenow@state.mn.us](mailto:patrick.phenow@state.mn.us).

---

<b>Figure A-5</b> <b>PORT DEVELOPMENT ASSISTANCE PROGRAM</b> <b>ANTICIPATED EXPENDITURES BY PORT AND YEAR</b>					
<b>PORT</b>	<b>2017</b>	<b>2018</b>	<b>2019</b>	<b>2020</b>	<b>TOTAL</b>
Duluth	\$1,700,000	\$0	\$0	\$0	\$1,700,000
Minneapolis	\$0	\$0	\$0	\$0	\$0
St. Paul	\$1,200,000	\$0	\$0	\$0	\$1,200,000
Red Wing	\$908,000	\$800,000	\$0	\$0	\$1,708,000
Winona	\$368,000	\$0	\$0	\$0	\$368,000
<b>TOTAL</b>	<b>\$4,176,000</b>	<b>\$800,000</b>	<b>\$0</b>	<b>\$0</b>	<b>\$4,976,000</b>

The FY 17 figures above include the FY 15 appropriation and previous years' appropriations



**MnDOT  
State Road  
Construction Program (SRC)**



---

## **MnDOT STATE ROAD CONSTRUCTION PROGRAM**

In developing the 2017-2020 STIP, only federal-aid highway formula funds were subject to the ATP prioritization process. State funded projects are included in the formal STIP for informational purposes and were shared and discussed with the ATPs. MnDOT anticipates a high degree of flexibility in the use of federal or state funding sources for individual projects.

The estimated average annual state funds available for trunk highway construction activities is \$300 million. Actual amounts are slightly higher with a modest level of over programming. However, a portion of those state funds are reserved for statewide initiatives shown in District ATP C.

State funds are available to each MnDOT District to cover the following items in priority order:

1. Match federal dollars received through the ATP process and Federal High Priority Project funding or Allocated funding.
2. Estimate necessary District set-asides to cover supplemental agreements and cost overruns.
3. Estimate of right-of-way needs to cover all trunk highway projects, with appropriate lead time for expenditures. A single account will still be monitored by the MnDOT Office of Land Management. The MnDOT Districts must identify the expenditures for the correct State Fiscal Year (SFY).

4. A prioritized list of all other state funded projects or set-a-sides. This prioritized list will include all Municipal Agreement Projects, Bridge and Road Construction Projects and Landscape Partnerships.

MnDOT's State Road Construction Program (SRC) is legislatively constrained by an annual budget level. The exact budget level can vary by biennium. The STIP program level may not coincide with the SRC budget level if MnDOT is more or less successful than anticipated during the ATP process. If the program level is significantly higher, legislative action would be required to raise the budget level. The STIP is fiscally constrained, but MnDOT's SRC budget includes a level of advance construction programming.

Project totals (all four years of the STIP) for the MnDOT State Road Construction Program (SRC) are provided in Figure A-6. Figure A-7 gives the SRC program totals by District/ATP and year. Totals for the SRC include dollars funded by federal advance construction funds, which may exceed actual federal dollars available in any given year. This is due to the fact that AC can be converted over more than one year.

<b>Figure A-6</b> <b>STATE ROAD CONSTRUCTION</b> <b>PROGRAM FUNDING</b> <b>BY SOURCE AND YEAR</b> <b>( \$ MILLIONS)</b>					
<b>SOURCE</b>	<b>2017</b>	<b>2018</b>	<b>2019</b>	<b>2020</b>	<b>TOTAL*</b>
<b>FEDERAL FUNDS</b>					
<b>Formula</b>	<b>422</b>	<b>355</b>	<b>366</b>	<b>362</b>	<b>1,505</b>
<b>High Priority Projects (Demonstration)</b>	<b>15</b>	<b>1</b>	<b>1</b>	<b>0</b>	<b>17</b>
<b>Other Federal</b>	<b>0</b>	<b>11</b>	<b>0</b>	<b>0</b>	<b>11</b>
<b>Advance Construction</b>	<b>220</b>	<b>51</b>	<b>78</b>	<b>108</b>	<b>457</b>
<b>Trunk Highway</b>	<b>369</b>	<b>293</b>	<b>291</b>	<b>297</b>	<b>1,250</b>
<b>TOTAL*</b>	<b>1,026</b>	<b>711</b>	<b>737</b>	<b>767</b>	<b>3,241</b>

\*may not total correctly to rounding

<b>Figure A-7</b> <b>STATE ROAD CONSTRUCTION</b> <b>PROGRAM FUNDING</b> <b>BY DISTRICT/ATP AND YEAR</b> <b>(\$ MILLIONS)</b>					
<b>DISTRICT/ATP</b>	<b>2017</b>	<b>2018</b>	<b>2019</b>	<b>2020</b>	<b>TOTAL*</b>
<b>1</b>	<b>99</b>	<b>78</b>	<b>83</b>	<b>87</b>	<b>347</b>
<b>2</b>	<b>44</b>	<b>50</b>	<b>37</b>	<b>31</b>	<b>162</b>
<b>3</b>	<b>53</b>	<b>63</b>	<b>76</b>	<b>58</b>	<b>250</b>
<b>4</b>	<b>55</b>	<b>43</b>	<b>37</b>	<b>32</b>	<b>167</b>
<b>6</b>	<b>161</b>	<b>49</b>	<b>84</b>	<b>55</b>	<b>349</b>
<b>7</b>	<b>137</b>	<b>94</b>	<b>54</b>	<b>81</b>	<b>366</b>
<b>8</b>	<b>37</b>	<b>37</b>	<b>36</b>	<b>63</b>	<b>173</b>
<b>SUBTOTAL*</b>	<b>587</b>	<b>414</b>	<b>406</b>	<b>407</b>	<b>1,815</b>
<b>METRO</b>	<b>412</b>	<b>240</b>	<b>281</b>	<b>305</b>	<b>1,238</b>
<b>MISC</b>	<b>27</b>	<b>57</b>	<b>49</b>	<b>55</b>	<b>188</b>
<b>TOTAL*</b>	<b>1,026</b>	<b>711</b>	<b>637</b>	<b>767</b>	<b>3,241</b>

\*may not total correctly to rounding

# **Appendix B**

## **System Performance and STIP Investment Summary**



---

## **SYSTEM PERFORMANCE AND STIP INVESTMENT SUMMARY**

Projects selected for the STIP are required to be consistent with the 20-Year Minnesota State Highway Investment Plan (MnSHIP). MnDOT adopted the 2013 MnSHIP in December 2013. The projects selected for the Draft 2017-2020 STIP are consistent with the goals, objectives, and priorities that were developed in the 2013 MnSHIP. These goals, objectives, and performance measures guide the distribution of resources in federal funds and state budget.

For Statewide Performance Programs (SPP) Bridge and Pavement, funding levels for the 2017-2020 STIP were established based on the estimated funding needed to reach MnSHIP's NHS performance objectives. SPP bridge and SPP pavement projects are identified and included in the STIP with an **\*\*SPP\*\*** Smart Code in the project description.

Figures B-1 below summarizes the STIP investment categories. The 2017-2020 Draft STIP is, overall, aligned with the investment direction set by 2013 MnSHIP. The largest deviation was Project Support which MnDOT has acknowledged and allocated additional resources and investment in this area.

Figures B-2 and B-3 indicate the forecasted National Highway System (NHS) and Non-NHS bridge conditions out to year 2025. Figures B-4 through B-7 projected the Ride Quality Index (RQI) for pavement on the Interstate, Non-Interstate NHS, and Non NHS Systems.

Even though the program is meeting MnSHIP's goals and objectives for Bridge and Pavement preservations, analysis indicates that bridge deterioration rate will gradually increase and more miles of roads will be in poor condition by year 2020. MnDOT recognizes the importance of preserving the transportation system and will continue to focus on the issue through all future investment decisions.

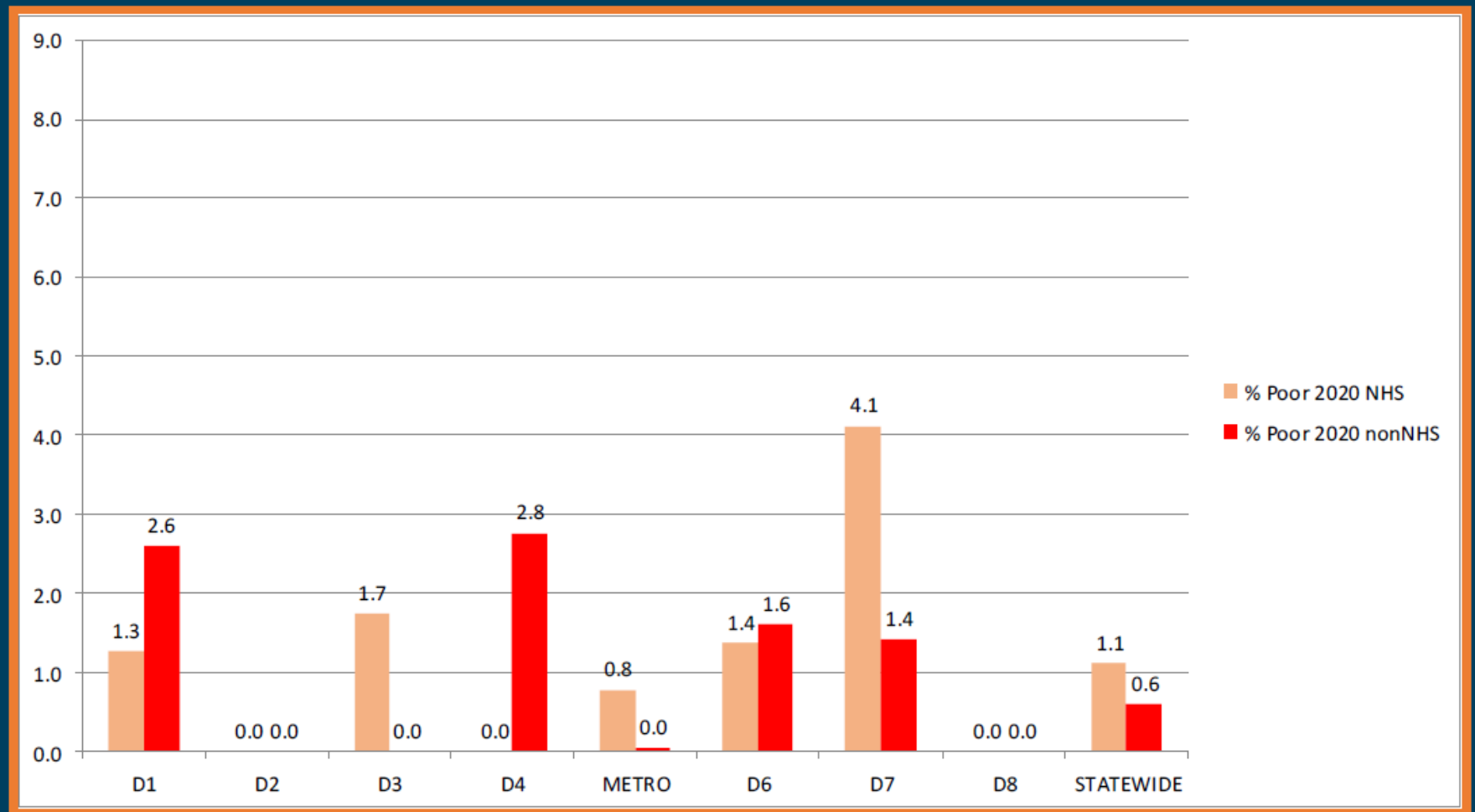
Additional information about MnSHIP can be found at: <http://www.dot.state.mn.us/planning/mnship/index.html>

**Figure B-1**  
**DRAFT 2017-2020 STIP INVESTMENTS COMPARED TO 2013 MnSHIP**

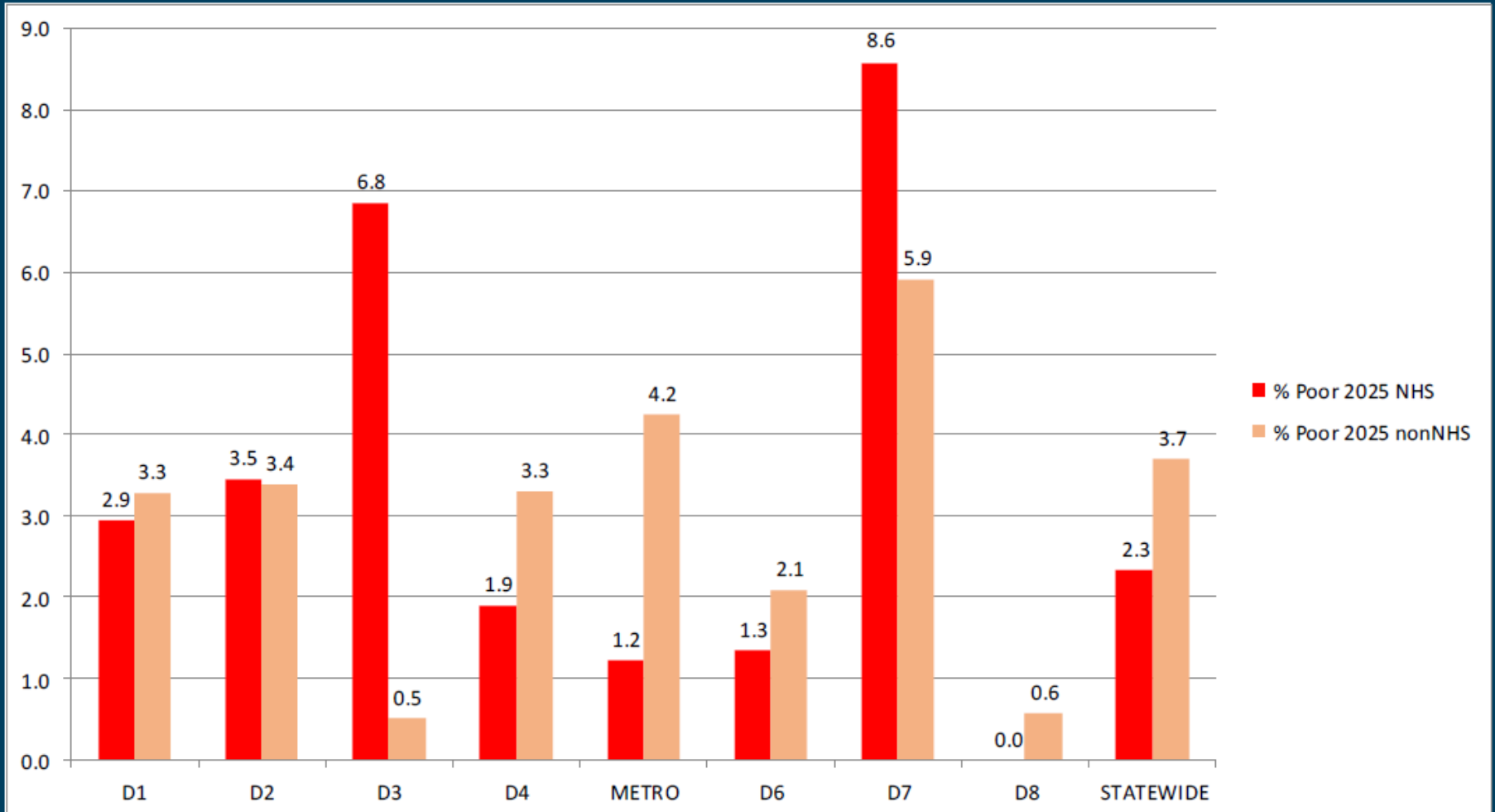
	MnSHIP Goal	Draft STIP	Difference
Pavement Preservation	38.1%	36.2%	-1.9%
Bridge Preservation	20.2%	20.0%	-0.2%
Roadside Infrastructure	8.8%	10.1%	1.3%
Traffic Safety	4.2%	5.0%	0.8%
IRC	0.0%	0.0%	0.0%
Metro Mobility	6.9%	4.4%	-2.5%
Bicycle	1.4%	1.1%	-0.3%
Accessible Pedestrian	1.6%	2.2%	0.6%
RCIP	7.5%	4.4%	-3.1%
Project Support	11.5%	16.6%	5.1%



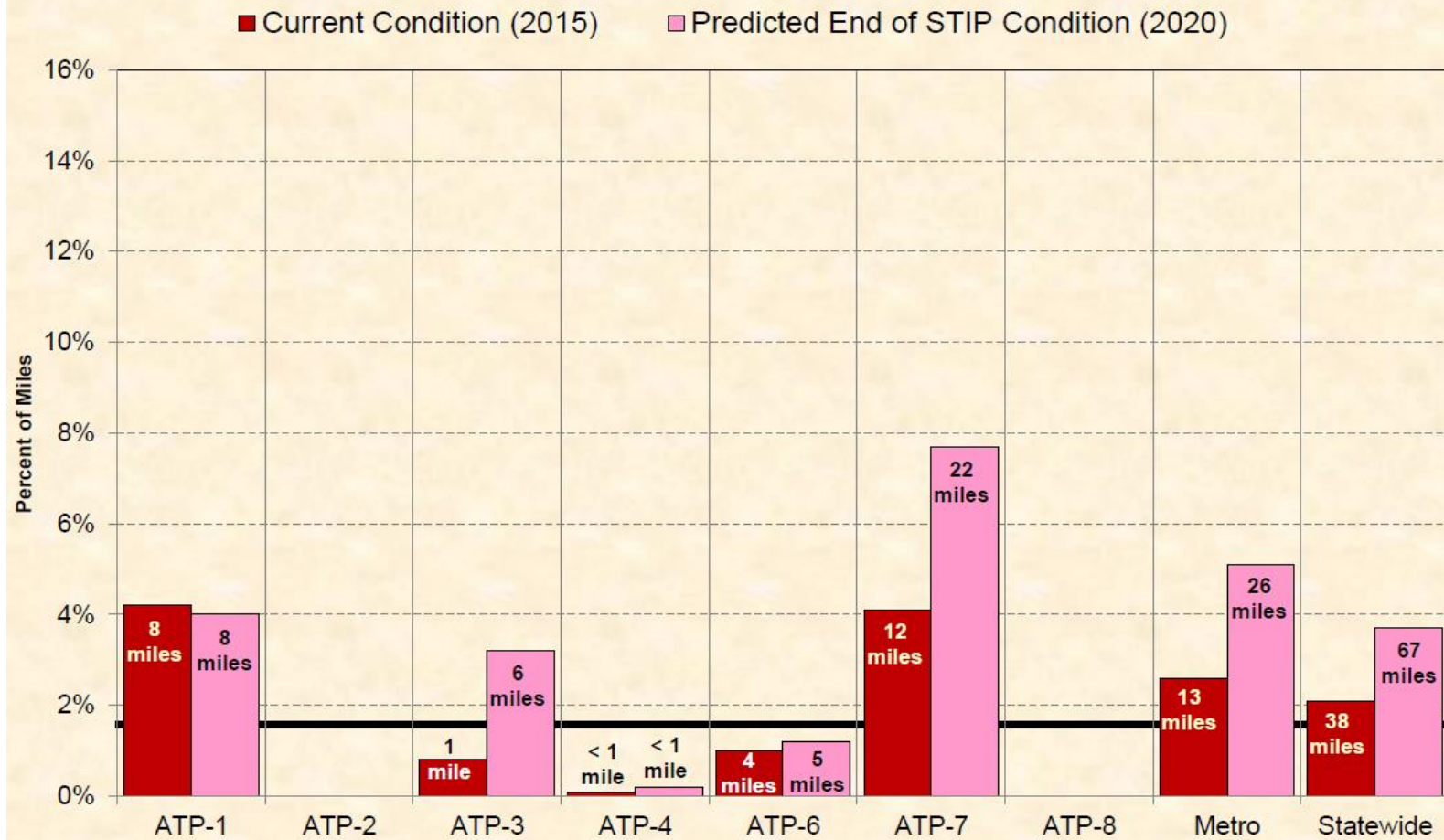
**Figure B-2**  
**FORECASTED BRIDGE CONDITIONS**  
**NHS AND NON-NHS YEAR 2020**



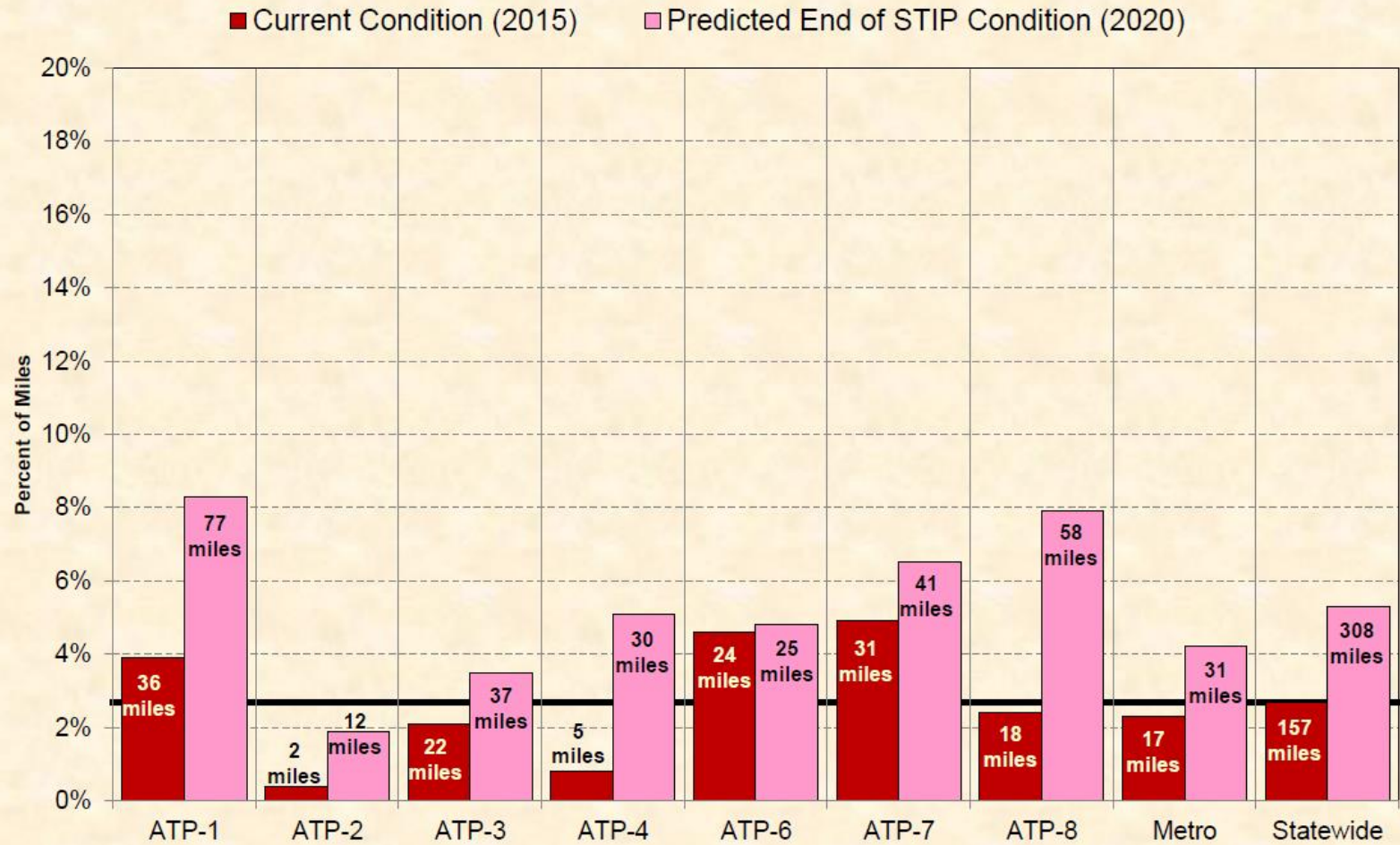
**Figure B-3**  
**FORECASTED BRIDGE CONDITIONS**  
**NHS AND NON-NHS YEAR 2025**



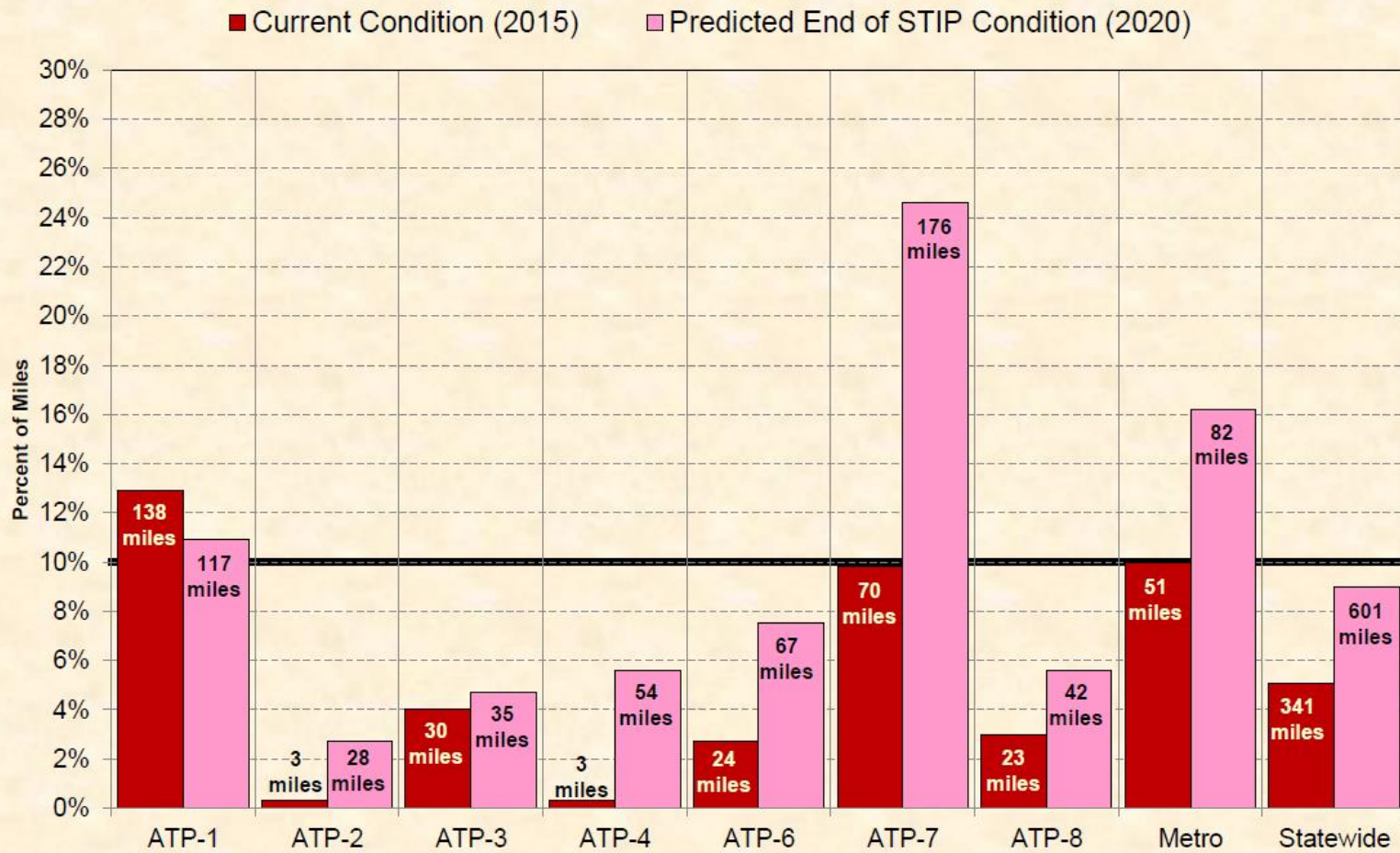
**Figure B-4**  
**"Poor" Ride Quality Index, Interstate System**



**Figure B-5**  
**"Poor" Ride Quality Index, Non-Interstate NHS System**



**Figure B-6**  
**"Poor" Ride Quality Index, Non-NHS System**



<b>Figure B-7</b> <b>Forecasted Pavement Conditions</b>		
<b>System Type</b>	<b>2015</b> <b>Actual Pavement Condition</b> <i>(2015 data)</i>	<b>2020</b> <b>Predicted Pavement</b> <i>Condition (2017-2020 STIP)</i>
<b>Interstate</b> (1,821 miles)	<b>2.1%</b> <i>Poor Condition</i> 38 miles	<b>3.7%</b> <i>Poor Condition</i> 67 miles
<b>Other NHS</b> (5,812 miles)	<b>2.7%</b> <i>Poor Condition</i> 157 miles	<b>5.3%</b> <i>Poor Condition</i> 308 miles
<b>Non-NHS</b> (6,675 miles)	<b>5.1%</b> <i>Poor Condition</i> 340 miles	<b>9.0%</b> <i>Poor Condition</i> 601 miles
<b>Statewide</b> (14,308 miles)	<b>3.7%</b> <i>Poor Condition</i> 529 miles	<b>6.8%</b> <i>Poor Condition</i> 973 miles

# **Appendix C**

## **MnDOT's Detailed Federal Fiscal Constraint Plan**





---

### **Detailed Federal Fiscal Constraint Plan**

The Detailed Federal Fiscal Constraint Plan in Figure C-1 shows how MnDOT will be managing Advance Construction (AC) from 2017 through 2020. AC conversions (Paybacks) identified in the STIP are referred to as “Planned AC Conversion.” District/ATPs have identified and planned for these project conversions. Along with STIP identified “Planned AC”, the Office of Financial Management (OFM) and the Office of Transportation System Management (OTSM) manage the program on a statewide basis using AC to provide for greater financial flexibility and to manage cash flow.

History shows that projects exceeding \$1million are more likely to be paid out over more than one year. Historically, project expenditures payout 50% in the first year, 40% in the second year, and 10% in the third year. For this reason, many projects can be adjusted to more closely reflect the actual timing of these expenditures. Use of these rates on additional AC projects allows MnDOT to maximize the use of Federal funding. OFM manages the conversions of these projects on a statewide basis and refers to these projects as “Managed AC Conversions.”

“Deferred Conversions” describe the adjustment to a Planned AC project. These conversions are used to delay planned conversions to correspond with actual expenditures. MnDOT could use a longer period of conversion and use Trunk Highway cash or bonds to delay conversions further. The reverse is true if more Federal funds become available than has been forecast.

Figure C-1 illustrates how AC is used to manage MnDOT’s program. Lines (1) through (3) come from the STIP. Line (1) is the total Federal formula funds in the STIP for each year. Line (2) represents the amount of regular funds in the STIP total. Line (3) is the amount of “Planned AC Conversions” in the STIP total. Line (4) shows the planned amount of line (2) for new *managed AC* for the current year. Line (4a) is the new managed AC percentage of regular federal funds. Line (5) is 30% of the new *managed AC* from the current year. Line (6) is 50% of the new *managed AC* from the prior year. Line (7) is 20% of the new *managed AC* from 2 years back. Lines (5) through (7) total the amount of managed AC in that state fiscal year. Line (8) is the difference between lines (2) and (4) representing the forecasted sum of the projects that are expected to use 100% of their Federal funds in that year. Line (9) is the same as line (3). Line (10) comes from analysis of the Planned Conversions which are anticipated to convert at a different rate than the expected 50% - 40% - 10%. Line (10) is called “Deferred Conversion.” There are no deferred conversions presently planned in this STIP. Line (11) is the sum of lines (5) through (7). Line (12) is the managed AC carry forward from prior years. As Figure C-1 illustrates, all prior year’s AC will be totally converted in state fiscal year 2017 (no carry forward to 2018).

MnDOT plans to continue its use of AC as a financial management tool. MnDOT’s intention is to encourage the use of AC by the District/ATPs when projects can be packaged or completion of a project will occur over more than one construction season. At the same time, MnDOT will centrally manage AC to ensure sound financial management.

Figure C-1													
Minnesota Detailed Financial Plan 2017-2020 (\$ - Millions)													
		SFY 2017			SFY 2018			SFY 2019			SFY 2020		
		TH	SA	Total	TH	SA	Total	TH	SA	Total	TH	SA	Total
(1)	<b>STIP Total</b>	458	181	639	474	177	650	442	176	618	444	181	625
(2)	Regular Federal Funds (RFF)	422	165	588	355	162	517	366	153	519	362	178	540
(3)	AC Conversions Planned	36	15	51	119	15	134	76	23	99	82	3	86
	<b>New Managed AC</b>												
(4)	Managed Regular Federal Funds	173	68	241	142	65	207	93	39	132	34	17	51
(4a)	% of RFF Required for Fiscal Constraint			41%			40%			26%			10%
	Conversions of New Managed AC												
(5)	Year 1 = 50%	87	34	120	71	32	103	47	19	66	17	8	26
(6)	Year 2 = 40%	0	0	0	69	27	96	57	26	83	37	16	53
(7)	Year 3 = 10%	0	0	0	0	0	0	17	7	24	14	6	21
	Subtotal	87	34	120	140	59	200	121	52	173	69	30	99
	<b>Actual Needs</b>												
(8)	Regular Federal Funds	249	98	347	213	97	310	273	114	386	327	161	488
(9)	Planned Conversions	36	15	51	119	15	134	76	23	99	82	3	86
(10)	Deferred Conversions	0	0	0	0	0	0	0	0	0	0	0	0
(11)	Managed Conversions – New	87	34	120	140	59	200	121	52	173	69	30	99
(12)	Managed Conversions – Carry forward	8	92	100	0	0	0	0	0	0	0	0	0
	Total Actual Needs	380	239	618	472	171	644	469	189	658	479	195	673

Lines 1-3 can be found in the STIP

Line 4 represents the amount of new AC projects (Line 2 x %)

Line 4(a) represents the new managed AC as a percentage.

Lines 5-7 represent the amount of conversions that will occur as related to the new AC (Line 4 x 50/40/10%)

Line 8 shows the net amount of regular federal funds that will be used (Line 2 minus Line 4)

Line 9 shows the conversions requested by the ATP's (Line 3)

Line 10 shows the adjustment for conversions to subsequent years.

Line 11 is the amount of conversion that will occur based on historical assumption (Lines 5-7)

Line 12 is the amount of the conversion that will occur due to carry forward AC conversions

TH = Trunk Highway, SA = State Aid

Differences due to rounding

Excludes Earmarks

---

The Federal AC shown in figure C-2 shows the projected level of AC MnDOT will be carrying at the end of each state fiscal year. The ending level of AC includes those projects that were authorized by the Federal Highway Administration (FHWA), have been let, awarded and encumbered by the State. The state fiscal year runs from July 1 to June 30. Trunk Highway Projects that are authorized by FHWA but have not gone through the final process of encumbrance are not counted in the year Ending Balance of AC. The AC Beginning Balance comes from the previous years ending balance. New AC – Planned can be found in the STIP.

New AC – Managed, Managed Conversions, as well as the Planned Conversions can be found in the Minnesota Detailed Financial Plan, figure C-1.

#### **Minnesota Projected Levels of AC**

The strategy of using Managed AC on projects that were not planned to be Advance Constructed through the normal process, allows MnDOT to manage through a time when Federal Funding could be uncertain. This practice will give MnDOT the ability to absorb a reduction in Federal funds in a year and not have to reduce the short term program, but make the necessary corrections in the following year(s). Once current year Federal funds become available MnDOT will reevaluate the need to AC projects that fall in this group.

<b>FIGURE C-2</b> <b>MINNESOTA FEDERAL ADVANCE CONSTRUCTION FORECAST</b> <b>(\$ MILLIONS)</b>				
<b>SFY</b>	<b>2017</b>	<b>2018</b>	<b>2019</b>	<b>2020</b>
<b>AC Beginning Balance</b>	143	347	290	230
<b>New AC – Planned</b>	+235	+70	+79	+112
<b>New AC – Managed</b>	+241	+207	+132	+51
<b>AC Sub-Total</b>	619	624	501	393
<b>Less: AC Conversions – Planned</b>	-51	-134	-99	-86
<b>Less: AC Conversions – Managed</b>	-220	-200	-173	-99
<b>Ending AC Balance</b>	347	290	230	208

**Excludes Earmarks**

# **Appendix D**

## **Federal Lands Program**



---

## **FEDERAL LANDS PROGRAM**

The Federal requirement under Title 23 U.S.C. § 204 requires that a Federal Lands Transportation Improvement Program (TIP) be developed as part of the transportation planning process for Federal Lands projects.

As the FY17-FY20 TIP is being developed, The Eastern Federal Lands Highway (EFLHD) division had issued a Mid-Year 2016-2019 TIP for transportation projects which includes all of the project updates and modifications. The Mid-Year EFLHD TIP was approved in March 2016 and is included in the Minnesota 2017-2020 STIP.

U.S. DEPARTMENT OF TRANSPORTATION

UNITED STATES OF AMERICA

FY2016 - FY2019 Transportation Improvement Program

Federal Highway Administration

Eastern Federal Lands Highway Division

Mid-Year Update (Reflects Additional Projects Since October 1, 2015)

Last Printed:10Mar16

PROJECT	PROGRAM FISCAL YEAR	STATE	COUNTY	PARK, REFUGE, FOREST OR OTHER PARTNER/AGENCY	DESCRIPTION	TYPE OF WORK	PRIMARY FUND SOURCE	PROGRAM AMOUNT (RANGE)	FUNDS FROM TITLE	DELIVERED BY	PHASE	CONGRESSIONAL DISTRICT	FLMA REGION	
AL -- Alabama														
FW_MOLO_2005203944	FY2017	AL	Calhoun	Mountain Longleaf National Wildlife Refuge	Rehabilitate Bowl Road (Route 420).	3RL	FLTP	Between \$100,000 and \$250,000	Title 23	FWS	Planned	AL-03	FWS_R4	
NATR_2B5	FY2016	AL	Lauderdale	Natchez Trace Parkway	John Coffee Memorial Bridge Rail Painting	BRRH	FLTP	Between \$1,000,000 and \$5,000,000	Title 23	EFLHD	Under Construction	AL-05	NPS_SE	

Approval signature is shown on the first page packet only.

This listing reflects all newly identified and programmed and/or modified projects as of March 10, 2016 - Changes highlighted in green.





**FY2016 - FY2019 Transportation Improvement Program**  
Federal Highway Administration  
Eastern Federal Lands Highway Division  
Mid-Year Update (Reflects Additional Projects Since October 1, 2015)

Last Printed:10Mar16

PROJECT	PROGRAM FISCAL YEAR	STATE	COUNTY	PARK, REFUGE, FOREST OR OTHER PARTNER/AGENCY	DESCRIPTION	TYPE OF WORK	PRIMARY FUND SOURCE	PROGRAM AMOUNT (RANGE)	FUNDS FROM TITLE	DELIVERED BY	PHASE	CONGRESSIONAL DISTRICT	FLMA REGION
<b>AR -- Arkansas</b>													
FW_BAKN_2014248780	FY2017	AR	White	Bald Knob National Wildlife Refuge	Rehabilitate Norton Road.	3RL	FLTP	Between \$250,000 and \$500,000	Title 23	FWS	Planned	AR-02	FWS_R4
FW_WHRI_13(1)	FY2017	AR	Arkansas	White River National Wildlife Refuge	Rehabilitate Jack's Bay Road (Route 13)	3RL	FLTP	Between \$1,000,000 and \$5,000,000	Title 23	EFLHD	In Design	AR-01	FWS_R4
FW_FELS_11(1)	FY2018	AR	Ashley	Felsenthal National Wildlife Refuge	Rehabilitate Pine Island Road (Route 11)	3RL	FLTP	Between \$1,000,000 and \$5,000,000	Title 23	EFLHD	In Design	AR-04	FWS_R4
AR_ERFO_NP_2015-1(1)	FY2017	AR	Summit	Buffalo National River	Work related to emergency event in Arkansas - Buffalo National River	3RH_NEW	ERFO	TBD	Title 23	EFLHD	Planned	AR-03	NPS_MW
NP_BUFF_0107(1)	FY2017	AR	Newton	Buffalo National River	Repair Ponca Low Water Bridge deficiencies	BRRH	FLTP	Between \$250,000 and \$500,000	Title 23	EFLHD	In Design	AR-01	NPS_MW
NP_HOSP_10(4)	FY2017	AR	Garland	Hot Springs National Park	Rehabilitate Hot Springs Mountain Road	3RL	NPS	Between \$500,000 and \$1,000,000	Title 23	EFLHD	In Design	AR-04	NPS_MW
NP_HOSP_0201(1)	FY2019	AR	Garland	Hot Springs National Park	Repair Asphalt in North Mountain and Tower Loop Roads	2R	FLTP	Between \$500,000 and \$1,000,000	Title 23	EFLHD	Planned	AR-04	NPS_MW
AR_FLAP_DOT_220(2)	FY2016	AR	Crawford and Washington	Ozark National Forest	Reconstruct 4.13 miles of AR 220, and construct a bridge at the low-water crossing of Ellis Creek.	3RH_3RL	FLAP	Between \$5,000,000 and \$10,000,000	Title 23	STATE	Planned	_VARIOUS	USFS_R8
AR_FLAP_POLK_64(1)	FY2016	AR	Polk	Ouachita National Forest	Grade the next phase of County Route 64 from the overlook to the historic arch culvert.	4R	FLAP	Between \$500,000 and \$1,000,000	Title 23	EFLHD	In Design	AR-04	USFS_R8
AR_ERFO_FS_2015-1(1)	FY2017	AR	Pope	Ozark National Forest	Work related to emergency event in Arkansas - Ozark National Forest.	3RH_NEW	ERFO	TBD	Title 23	EFLHD	Planned	AR-04	USFS_R8
AR_FLAP_POLK_64(2)	FY2017	AR	Polk	Ouachita National Forest	Section 3 to complete grading work (0.41 mi) to entrance to Shady Lake Rec. Area & to pave 0.67 mi.	3RH	FLAP	Between \$1,000,000 and \$5,000,000	Title 23	EFLHD	In Design	AR-04	USFS_R8

Approval signature is shown on the first page packet only.  
This listing reflects all newly identified and programmed and/or modified projects as of March 10, 2016 - Changes highlighted in green.



## FY2016 - FY2019 Transportation Improvement Program

Federal Highway Administration

Eastern Federal Lands Highway Division

Mid-Year Update (Reflects Additional Projects Since October 1, 2015)

Last Printed:10Mar16

PROJECT	PROGRAM FISCAL YEAR	STATE	COUNTY	PARK, REFUGE, FOREST OR OTHER PARTNER/AGENCY	DESCRIPTION	TYPE OF WORK	PRIMARY FUND SOURCE	PROGRAM AMOUNT (RANGE)	FUNDS FROM TITLE	DELIVERED BY	PHASE	CONGRESSIONAL DISTRICT	FLMA REGION
CT -- Connecticut													
CT_FLAP_GRTN_CRLK(1)	FY2016	CT	New London	Department of the Navy	Widen Crystal Lake Rd, realign Mil.Hwy & construct multiuse trail along Crystal Lake Rd & Rte. 12	3RH	FLAP	Between \$25,000 and \$100,000	Title 23	STATE	Planned	CT-02	X_NA_OTH

Approval signature is shown on the first page packet only.  
This listing reflects all newly identified and programmed and/or modified projects as of March 10, 2016 - Changes highlighted in green.



## FY2016 - FY2019 Transportation Improvement Program

Federal Highway Administration

Eastern Federal Lands Highway Division

Mid-Year Update (Reflects Additional Projects Since October 1, 2015)

Last Printed:10Mar16

PROJECT	PROGRAM FISCAL YEAR	STATE	COUNTY	PARK, REFUGE, FOREST OR OTHER PARTNER/AGENCY	DESCRIPTION	TYPE OF WORK	PRIMARY FUND SOURCE	PROGRAM AMOUNT (RANGE)	FUNDS FROM TITLE	DELIVERED BY	PHASE	CONGRESSIONAL DISTRICT	FLMA REGION
DC -- District of Columbia													
ROCR_10(5)	FY2016	DC	District of Columbia	Rock Creek Park	Rehab. Beach Drive	MISC	FLTP	More than \$10,000,000	Title 23	EFLHD	In Acquisition	-	NPS_NC
DC_FLAP_DOT_14TRL(1)	FY2017	DC	District of Columbia	National Mall & Memorial Parks	Remove and relocate an overhead sign on the 14th Street Bridge.	MISC	FLAP	Between \$250,000 and \$500,000	Title 23	EFLHD	In Design	-	NPS_NC
DC_FLAP_DOT_GALWY(1)	FY2017	DC	District of Columbia	Rock Creek Park	Construct a trail along Galloway Street to reduce the creation and use of social trails.	MISC	FLAP	Between \$250,000 and \$500,000	Title 23	EFLHD	In Design	-	NPS_NC
DC_FLAP_DOT_TILDN(1)	FY2017	DC	District of Columbia	Rock Creek Park	Const. trail along Tilden St. & raised ped. crosswalk to provide access to Peirce Mill Spring House.	MISC	FLAP	Between \$100,000 and \$250,000	Title 23	EFLHD	In Design	-	NPS_NC
GWMP_11(7)	FY2017	DC	District of Columbia	George Washington Memorial Parkway	Emergency Shoring for Arlington Memorial Bridge	BRRH	FLTP	Between \$5,000,000 and \$10,000,000	Title 23	EFLHD	In Design	-	NPS_NC
NACE_17(2)_18(2)_ETC	FY2017	DC	District of Columbia	East Fort DuPont	Resurface, restore & rehabilitate Routes 17, 18, 19, 118, and 206 in Fort DuPont and Fort Davis	3RH	FLTP	Between \$1,000,000 and \$5,000,000	Title 23	EFLHD	In Design	-	NPS_NC
NP_NAMA_20(2)_ETC	FY2017	DC	District of Columbia	National Mall & Memorial Parks	17th St, EB & WB Ind Ave, and East & West Tidal Basin Turnaround pavement rehab.	3RL	FLTP	Between \$5,000,000 and \$10,000,000	Title 23	EFLHD	In Design	-	NPS_NC
ROCR_24(1)	FY2017	DC	District of Columbia	Rock Creek Park	Collapsed Retaining Wall Repairs with Soldier Piles	RW	FLTP	Between \$1,000,000 and \$5,000,000	Title 23	EFLHD	In Design	-	NPS_NC
ROCR_503(1)	FY2017	DC	District of Columbia	Rock Creek Park	Waterside Dr. Roadway reconstruction, drainage, guardrail, & street light replacement & misc	3RH_BRRP	FLTP	Between \$1,000,000 and \$5,000,000	Title 23	EFLHD	In Design	-	NPS_NC
JFK1(2)_NAMA16(2)TRL	FY2018	DC	District of Columbia	Kennedy Center / NPS	Kennedy Center Ped/Bicycle Trail Access/Safety Improve & Rehab of Rock Creek & Potomac Pkwy (Rte 16)	3RL	FLTP	Between \$1,000,000 and \$5,000,000	Title 23	EFLHD	In Design	-	NPS_NC
NP_WHHO_Lafayette_Pk	FY2018	DC	Washington D.C.	White House	Reset 7,000 square feet of brick sidewalks within Lafayette Park.	MISC	FLTP	Between \$250,000 and \$500,000	Title 23	EFLHD	In Design	-	NPS_NC
ROCR_15(2)	FY2018	DC	District of Columbia	Rock Creek Park	Joyce Road Bridge at Military Rd Reconstruction	BRRC	FLTP	Between \$1,000,000 and \$5,000,000	Title 23	EFLHD	In Design	-	NPS_NC
ROCR_BMS_(1)	FY2018	DC	Washington DC	Rock Creek Park	Rehab Structures 3450-029P, 033P, 004P, 012P and 013P	BRRH	FLTP	Between \$1,000,000 and \$5,000,000	Title 23	EFLHD	In Design	-	NPS_NC
CHOH_238(1)	FY2019	DC	District of Columbia	Chesapeake & Ohio Canal National Historical Park	Fletcher's Boathouse ent. relocation & replacement of Structure No. 3100-029P	4R	FLTP	Between \$1,000,000 and \$5,000,000	Title 23	EFLHD	In Design	-	NPS_NC
GWMP_11(4)	FY2019	DC	District of Columbia	George Washington Memorial Parkway	Rehabilitation of the Arlington Memorial Bridge	3RL	FLTP	Between \$1,000,000 and \$5,000,000	Title 23	EFLHD	In Design	-	NPS_NC
NAMA_21(2)_501(3)	FY2019	DC	District of Columbia	National Mall & Memorial Parks	15th St & Jefferson Dr Resurfacing	3RL	FLTP	Between \$1,000,000 and \$5,000,000	Title 23	EFLHD	Planned	-	NPS_NC
NP_NAMA_504(4)505(5)	FY2019	DC	District of Columbia	National Mall and Memorial Parks	Rehabilitate Maine Ave	3RL	FLTP	Between \$1,000,000 and \$5,000,000	Title 23	EFLHD	Planned	-	NPS_NC
ROCR_12(1)_19(1)	FY2019	DC	District of Columbia	Rock Creek & Potomac Park	Rehab Wise & Glover Roads	3RL	FLTP	Between \$1,000,000 and \$5,000,000	Title 23	EFLHD	Planned	-	NPS_NC

Approval signature is shown on the first page packet only.  
This listing reflects all newly identified and programmed and/or modified projects as of March 10, 2016 - Changes highlighted in green.



## FY2016 - FY2019 Transportation Improvement Program

Federal Highway Administration

Eastern Federal Lands Highway Division

Mid-Year Update (Reflects Additional Projects Since October 1, 2015)

Last Printed:10Mar16

PROJECT	PROGRAM FISCAL YEAR	STATE	COUNTY	PARK, REFUGE, FOREST OR OTHER PARTNER/AGENCY	DESCRIPTION	TYPE OF WORK	PRIMARY FUND SOURCE	PROGRAM AMOUNT (RANGE)	FUNDS FROM TITLE	DELIVERED BY	PHASE	CONGRESSIONAL DISTRICT	FLMA REGION	
ROCR_14(1)_17(1)	FY2019	DC	District of Columbia	Rock Creek Park	Light pave rehab & replace drainage system on Bingham and Morrow Dr	3RL	FLTP	Between \$1,000,000 and \$5,000,000	Title 23	EFLHD	Planned	-	NPS_NC	

Approval signature is shown on the first page packet only.  
This listing reflects all newly identified and programmed and/or modified  
projects as of March 10, 2016 - Changes highlighted in green.

U.S. DEPARTMENT OF TRANSPORTATION

UNITED STATES OF AMERICA

FY2016 - FY2019 Transportation Improvement Program

Federal Highway Administration

Eastern Federal Lands Highway Division

Mid-Year Update (Reflects Additional Projects Since October 1, 2015)

Last Printed:10Mar16

PROJECT	PROGRAM FISCAL YEAR	STATE	COUNTY	PARK, REFUGE, FOREST OR OTHER PARTNER/AGENCY	DESCRIPTION	TYPE OF WORK	PRIMARY FUND SOURCE	PROGRAM AMOUNT (RANGE)	FUNDS FROM TITLE	DELIVERED BY	PHASE	CONGRESSIONAL DISTRICT	FLMA REGION
DE -- Delaware													
FW_PRHO_10(1)	FY2018	DE	Sussex	Prime Hook National Wildlife Refuge	Entrance Road (Route 10) from Turtle Pond Road at Refuge boundary to Visitor Center parking area.	3RH	FLTP	Between \$500,000 and \$1,000,000	Title 23	EFLHD	In Design	DE-00	FWS_R5

Approval signature is shown on the first page packet only.  
This listing reflects all newly identified and programmed and/or modified projects as of March 10, 2016 - Changes highlighted in green.




**FY2016 - FY2019 Transportation Improvement Program**  
Federal Highway Administration  
Eastern Federal Lands Highway Division  
Mid-Year Update (Reflects Additional Projects Since October 1, 2015)

Last Printed:10Mar16

PROJECT	PROGRAM FISCAL YEAR	STATE	COUNTY	PARK, REFUGE, FOREST OR OTHER PARTNER/AGENCY	DESCRIPTION	TYPE OF WORK	PRIMARY FUND SOURCE	PROGRAM AMOUNT (RANGE)	FUNDS FROM TITLE	DELIVERED BY	PHASE	CONGRESSIONAL DISTRICT	FLMA REGION
<b>FL -- Florida</b>													
SO_FW_JNDA2008870481	FY2016	FL	Lee	J.N. Ding Darling National Wildlife Refuge	Rehabilitate Tarpon Bay Road (Route 101)	3RL	FLTP	Between \$100,000 and \$250,000	Title 23	FWS	Planned	FL-14	FWS_R4
SO_FW_LOXA2005216526	FY2016	FL	Palm Beach	Arthur R. Marshall Loxahatchee National Wildlife Refuge	Rehabilitate Hillsboro Recreation Area Parking Lot (Route 901)	3RL	FLTP	Between \$100,000 and \$250,000	Title 23	FWS	Planned	FL-19	FWS_R4
SO_FW_LOXA2005255653	FY2016	FL	Palm Beach	Arthur R. Marshall Loxahatchee National Wildlife Refuge	Repair Lee Road (Route 10).	3RL	FLTP	Between \$100,000 and \$250,000	Title 23	FWS	Planned	FL-19	FWS_R4
SO_FW_NADE2006415475	FY2016	FL	Monroe	National Key Deer National Wildlife Refuge	Rehabilitate Watson Nature Trail Parking Lot (Route 901)	3RL	FLTP	Between \$100,000 and \$250,000	Title 23	FWS	Planned	FL-18	FWS_R4
FL_FLAP_STPRK_TRL(1)	FY2017	FL	Martin	Hobe Sound National Wildlife Refuge	Construct 4.5 mile long 12-foot wide multi-use trail & safety-lighted crosswalk in Martin County, FL	MISC	FLAP	Between \$500,000 and \$1,000,000	Title 23	LOCAL	Planned	FL-18	FWS_R4
FW_LOXA_2014246151	FY2017	FL	Palm Beach	Arthur R. Marshall Loxahatchee National Wildlife Refuge	Repair Headquarters Boat Ramp parking lot (Route 902).	3RH	FLTP	Between \$250,000 and \$500,000	Title 23	FWS	Planned	FL-20	FWS_R4
FW_STMA_2008802901	FY2017	FL	Wakulla	St. Marks National Wildlife Refuge	Replace failed culverts on SM 408 Road ( Route 175).	MISC	FLTP	Between \$25,000 and \$100,000	Title 23	FWS	Planned	FL-20	FWS_R4
FW_FLPA_419(1)	FY2018	FL	Collier	Florida Panther National Wildlife Refuge	Rehabilitate Fritz Road (Route 419)	3RL	FLTP	Between \$500,000 and \$1,000,000	Title 23	EFLHD	In Design	FL-25	FWS_R4
EVER_196127	FY2016	FL	Miami-Dade	Everglades National Park	Tamiami Trail D/B to build 2.66 mi section with bridge(s)	4R	OTHER	More than \$10,000,000	Various	STATE	Planned	FL-25	NPS_SE
FL_FLAP_ESCMB_FER(1)	FY2016	FL	Escambia	Gulf Islands National Seashore	Construct a fixed ferry arrival dock with decking, access gate, & lighting in Escambia County, FL	MISC	FLAP	Between \$500,000 and \$1,000,000	Title 23	LOCAL	Planned	FL-01	NPS_SE
GUIS_11(2)	FY2016	FL	Escambia	Gulf Islands National Park	Cyclic Asphalt Overlay and Roadway Rehabilitation as necessary on JEB Way (Santa Rosa Rd Rte 11)	3RL_2R	FLTP	Between \$1,000,000 and \$5,000,000	Title 23	EFLHD	In Acquisition	FL-01	NPS_SE
GUIS_12(2)	FY2016	FL	Escambia	Gulf Islands National Seashore	Cyclic Asphalt Overlay & Roadway Rehabilitation as necessary on Fort Pickens Road (Route 12)	3RL	FLTP	Between \$1,000,000 and \$5,000,000	Title 23	EFLHD	In Acquisition	FL-01	NPS_SE
SER_PMS_FY16(1)	FY2016	FL	Brevard	Canaveral National Seashore	Pavement Preservation at CANAVERAL	2R	FLTP	Between \$1,000,000 and \$5,000,000	Title 23	EFLHD	Under Construction	FL-03	NPS_SE
EVER_10(4)	FY2017	FL	Miami-Dade	Everglades National Park	Repair, Mill and Overlay Paving/Main Park Road-Route 10	LSR_3RL	FLTP	Between \$1,000,000 and \$5,000,000	Title 23	EFLHD	In Design	FL-25	NPS_SE

Approval signature is shown on the first page packet only.  
This listing reflects all newly identified and programmed and/or modified projects as of March 10, 2016 - Changes highlighted in green.

<div><div><div><div><div><div></div></div></div><div><div><div>DEPARTMENT OF TRANSPORTATION</div><div>UNITED STATES OF AMERICA</div></div></div></div><div><div>FY2016 - FY2019 Transportation Improvement Program</div><div>Federal Highway Administration</div><div>Eastern Federal Lands Highway Division</div><div>Mid-Year Update (Reflects Additional Projects Since October 1, 2015)</div></div></div></div>															Last Printed:10Mar16														
PROJECT	PROGRAM FISCAL YEAR	STATE	COUNTY	PARK, REFUGE, FOREST OR OTHER PARTNER/AGENCY	DESCRIPTION	TYPE OF WORK	PRIMARY FUND SOURCE	PROGRAM AMOUNT (RANGE)	FUNDS FROM TITLE	DELIVERED BY	PHASE	CONGRESSIONAL DISTRICT	FLMA REGION																
GA -- Georgia																													
FW_BOSW_2005207261	FY2017	GA	Bibb	Bond Swamp National Wildlife Refuge	Rehabilitate Sand Pit Road (Route 101).	3RL	FLTP	Between \$25,000 and \$100,000	Title 23	FWS	Planned	GA-02	FWS_R4																
FOPU_10(3)	FY2016	GA	Chatham	Fort Pulaski National Monument	Replacement of the Fort Pulaski Bridge	BRRH	FLTP	Between \$5,000,000 and \$10,000,000	Title 23	EFLHD	In Acquisition	GA-01	NPS_SE																
OCMU_10(2)	FY2016	GA	Bibb	Ocmulgee National Monument	Rehabilitate Park Roads	3RL	FLTP	Between \$1,000,000 and \$5,000,000	Title 23	EFLHD	In Acquisition	GA-08	NPS_SE																
CE_WFG_Lock(1)	FY2016	GA	Clay County	Walter F George Lake	Pavement rehabilitation at the Walter F George Lake	3RH_3RL	FLTP	Between \$500,000 and \$1,000,000	Title 23	EFLHD	Under Construction	GA-02	USACE_MV D																
GA_FLAP_HART_PV1R(1)	FY2016	GA	Hart	U.S. Army Corps of Engineers, Hartwell Dam and Lake	Resurface 4.11 miles of Old Hwy 29 Vanna Waller Rd & 0.56 miles of Main Rd on Long Pt County Park	3RH	FLAP	Between \$500,000 and \$1,000,000	Title 23	LOCAL	Planned	GA-09	USACE_SAD																
GA_FLAP_BRTW_633(1)	FY2017	GA	Bartow	U.S. Army Corps of Engineers Allatoona Lake	Reconstruction of approx. 0.4 miles of Glade Rd (CR 633) & relocation of the bridge over Clark Creek	3RH_BRRP	FLAP	Between \$1,000,000 and \$5,000,000	Title 23	LOCAL	Planned	GA-11	USACE_SAD																

<div><div><div>FY2016 - FY2019 Transportation Improvement Program Federal Highway Administration Eastern Federal Lands Highway Division Mid-Year Update (Reflects Additional Projects Since October 1, 2015)</div></div><div>Last Printed:10Mar16</div></div>													
PROJECT	PROGRAM FISCAL YEAR	STATE	COUNTY	PARK, REFUGE, FOREST OR OTHER PARTNER/AGENCY	DESCRIPTION	TYPE OF WORK	PRIMARY FUND SOURCE	PROGRAM AMOUNT (RANGE)	FUNDS FROM TITLE	DELIVERED BY	PHASE	CONGRESSIONAL DISTRICT	FLMA REGION
IA -- Iowa													
MWR_PMS_IA(1)	FY2016	IA	Harpes Ferry	Effigy Mounds National Monument	Pavement Preservation at EFMO and HEHO	2R	FLTP	Between \$500,000 and \$1,000,000	Title 23	WFLHD	In Design	IA-04	NPS_MW
IA_FLAP_DNR_EDNR(1)	FY2016	IA	Marion	U.S. Army Corps of Engineers	Regrade road, provide a gravel parking lot, and construct concrete boat ramp	3RH_3RL	FLAP	Between \$25,000 and \$100,000	Title 23	STATE	Planned	IA-02	USACE_MVD

Approval signature is shown on the first page packet only.  
This listing reflects all newly identified and programmed and/or modified projects as of March 10, 2016 - Changes highlighted in green.





FY2016 - FY2019 Transportation Improvement Program  
Federal Highway Administration  
Eastern Federal Lands Highway Division  
Mid-Year Update (Reflects Additional Projects Since October 1, 2015)

Last Printed:10Mar16

PROJECT	PROGRAM FISCAL YEAR	STATE	COUNTY	PARK, REFUGE, FOREST OR OTHER PARTNER/AGENCY	DESCRIPTION	TYPE OF WORK	PRIMARY FUND SOURCE	PROGRAM AMOUNT (RANGE)	FUNDS FROM TITLE	DELIVERED BY	PHASE	CONGRESSIONAL DISTRICT	FLMA REGION
<b>IL -- Illinois</b>													
IL_FLAP_DOT_909(1)	FY2016	IL	Williamson	Crab Orchard National Wildlife Refuge	Rehabilitate the Old Highway 13/Wolf Creek Rd Intersection near Crab Orchard Nat'l Wildlife Refuge	3RH	FLAP	Between \$500,000 and \$1,000,000	Title 23	STATE	Planned	IL-12	FWS_R3
IL_FLAP_WMSN_1900(1)	FY2016	IL	Williamson	Crab Orchard National Wildlife Refuge	Upgrade and resurface 3.8 miles along Grassy Road in Williamson County, IL	3RH_3RL	FLAP	Between \$500,000 and \$1,000,000	Title 23	LOCAL	Planned	IL-12	FWS_R3
SO_FW_CROR2006526009	FY2016	IL	Williamson	Crab Orchard National Wildlife Refuge	Remove Little Creek Bridge & Tripp Trail East Bridge	MISC	FLTP	Between \$25,000 and \$100,000	Title 23	FWS	Planned	IL-12	FWS_R3
SO_FW_CROR2011207970	FY2016	IL	Williamson	Crab Orchard National Wildlife Refuge	Resurface Routes B.P. 5	3RL	FLTP	Between \$1,000,000 and \$5,000,000	Title 23	FWS	Planned	IL-12	FWS_R3
FW_CROR_2006402607	FY2018	IL	Williamson	Crab Orchard National Wildlife Refuge	Rehabilitate Devil's Kitchen Bridge	BRRH	FLTP	Between \$25,000 and \$100,000	Title 23	FWS	Planned	IL-12	FWS_R3
FW_CROR_2010121878	FY2018	IL	Williamson	Crab Orchard National Wildlife Refuge	Rehabilitate Little Grassy Bridge	BRRH	FLTP	Between \$100,000 and \$250,000	Title 23	FWS	Planned	IL-12	FWS_R3
FW_UPSA_101(1)	FY2019	IL	Carroll	Upper Mississippi NWFR-Savanna District	Rehabilitate River Road (Route 101).	3RL	FLTP	Between \$500,000 and \$1,000,000	Title 23	EFLHD	Planned	IL-17	FWS_R3

Approval signature is shown on the first page packet only.  
This listing reflects all newly identified and programmed and/or modified projects as of March 10, 2016 - Changes highlighted in green.



## FY2016 - FY2019 Transportation Improvement Program

Federal Highway Administration

Eastern Federal Lands Highway Division

Mid-Year Update (Reflects Additional Projects Since October 1, 2015)

Last Printed:10Mar16

PROJECT	PROGRAM FISCAL YEAR	STATE	COUNTY	PARK, REFUGE, FOREST OR OTHER PARTNER/AGENCY	DESCRIPTION	TYPE OF WORK	PRIMARY FUND SOURCE	PROGRAM AMOUNT (RANGE)	FUNDS FROM TITLE	DELIVERED BY	PHASE	CONGRESSIONAL DISTRICT	FLMA REGION
IN -- Indiana													
NP_INDU_0014(1)	FY2019	IN	Porter	Indiana Dunes National Lakeshore	Safety Improvements to Intersections of Lake/Porter County Line Road.	MISC	FLTP	Between \$1,000,000 and \$5,000,000	Title 23	EFLHD	Planned	IN-01	NPS_MW
NP_INDU_0945(1)	FY2019	IN	Porter	Indiana Dunes National Lakeshore	To replace Douglas Center Pedestrian Bridge.	BRRP	FLTP	Between \$500,000 and \$1,000,000	Title 23	EFLHD	Planned	IN-01	NPS_MW

Approval signature is shown on the first page packet only.  
This listing reflects all newly identified and programmed and/or modified projects as of March 10, 2016 - Changes highlighted in green.



**FY2016 - FY2019 Transportation Improvement Program**  
Federal Highway Administration  
Eastern Federal Lands Highway Division  
Mid-Year Update (Reflects Additional Projects Since October 1, 2015)

Last Printed:10Mar16

PROJECT	PROGRAM FISCAL YEAR	STATE	COUNTY	PARK, REFUGE, FOREST OR OTHER PARTNER/AGENCY	DESCRIPTION	TYPE OF WORK	PRIMARY FUND SOURCE	PROGRAM AMOUNT (RANGE)	FUNDS FROM TITLE	DELIVERED BY	PHASE	CONGRESSIONAL DISTRICT	FLMA REGION
<b>KY -- Kentucky</b>													
KY_FLAP_DOT_787(1)	FY2016	KY	McCracken	Clarks River National Wildlife Refuge	Replace existing culvert for two lane bridge, minor culvert installations, & parking pull-off area	BRRP	FLAP	Between \$250,000 and \$500,000	Title 23	LOCAL	Planned	KY-01	FWS_R4
SO_FW_CLRI2012219032	FY2016	KY	Marshall	Clarks River National Wildlife Refuge	Repair Dunn Road.	3RL	FLTP	Between \$25,000 and \$100,000	Title 23	FWS	Planned	KY-01	FWS_R4
MACA_001T(1)	FY2017	KY	Edmonson	Mammoth Cave National Historic Site	Replacement of the Visitor Center Pedestrian Bridge at Mammoth Cave National Historic Site.	BRRP	FLTP	Between \$250,000 and \$500,000	Title 23	EFLHD	Planned	KY-02	NPS_SE
MACA_15(3)	FY2019	KY	Edmonson	Mammoth Cave National Park	Reconstruct Brownsville Rd Rte 015 from Sloan's Crossing to the Park's Western Boundary	3RH	FLTP	Between \$1,000,000 and \$5,000,000	Title 23	EFLHD	Planned	KY-02	NPS_SE

Approval signature is shown on the first page packet only.  
This listing reflects all newly identified and programmed and/or modified projects as of March 10, 2016 - Changes highlighted in green.

<div><div><div><div><div><div></div></div></div><div><div><div>DEPARTMENT OF TRANSPORTATION</div><div>UNITED STATES OF AMERICA</div></div></div></div><div><div>FY2016 - FY2019 Transportation Improvement Program</div><div>Federal Highway Administration</div><div>Eastern Federal Lands Highway Division</div><div>Mid-Year Update (Reflects Additional Projects Since October 1, 2015)</div></div></div></div>															Last Printed:10Mar16														
PROJECT	PROGRAM FISCAL YEAR	STATE	COUNTY	PARK, REFUGE, FOREST OR OTHER PARTNER/AGENCY	DESCRIPTION	TYPE OF WORK	PRIMARY FUND SOURCE	PROGRAM AMOUNT (RANGE)	FUNDS FROM TITLE	DELIVERED BY	PHASE	CONGRESSIONAL DISTRICT	FLMA REGION																
LA -- Louisiana																													
FW_TERI_11(1)	FY2016	LA	Madison	Tensas River National Wildlife Refuge	Rehabilitate Wildlife Drive	MISC	FLTP	Between \$1,000,000 and \$5,000,000	Title 23	EFLHD	In Acquisition	LA-05	FWS_R4																
FW_CATA_2010127131	FY2017	LA	Catahoula Parish	Catahoula National Wildlife Refuge	Replace Minnow Pond Road Bridge	BRRP	FLTP	Between \$500,000 and \$1,000,000	Title 23	FWS	Planned	LA-05	FWS_R4																
FW_LACA_2014248834	FY2019	LA	Cameron	Lacassine National Wildlife Refuge	Repair LP Entrance Easement Road (Route 104).	3RL	FLTP	Between \$250,000 and \$500,000	Title 23	FWS	Planned	LA-07	FWS_R4																
</																													



**FY2016 - FY2019 Transportation Improvement Program**  
Federal Highway Administration  
Eastern Federal Lands Highway Division  
Mid-Year Update (Reflects Additional Projects Since October 1, 2015)

Last Printed:10Mar16

PROJECT	PROGRAM FISCAL YEAR	STATE	COUNTY	PARK, REFUGE, FOREST OR OTHER PARTNER/AGENCY	DESCRIPTION	TYPE OF WORK	PRIMARY FUND SOURCE	PROGRAM AMOUNT (RANGE)	FUNDS FROM TITLE	DELIVERED BY	PHASE	CONGRESSIONAL DISTRICT	FLMA REGION
<b>MA -- Massachusetts</b>													
FW_ASRI_101(1)	FY2017	MA	Middlesex	Assabet River National Wildlife Refuge	Rehabilitate White Pond Road, aka North Entrance Road (Route 101).	3RH	FLTP	Between \$250,000 and \$500,000	Title 23	EFLHD	In Design	MA-05	FWS_R5
FW_PARK_2008868537	FY2019	MA	Essex	Parker River National Wildlife Refuge	Replace Hellcat Trail boardwalk.	MISC	FLTP	Between \$500,000 and \$1,000,000	Title 23	FWS	Planned	MA-06	FWS_R5
MA_FLAP_LOWELL_RW(1)	FY2016	MA	Middlesex	Lowell National Historical Park (LNHP)	Extend Merrimack Riverwalk pedestrian path & construct a plaza/overlook, and deck for viewing	3RH	FLAP	Between \$100,000 and \$250,000	Title 23	LOCAL	Planned	MA-03	NPS_NE
MA_FLAP_NEBE_PKGR(1)	FY2016	MA	Bristol	(NPS), New Bedford Whaling National Historical Park	Structural repairs to the Elm St. Parking Garage owned & operated by the City of New Bedford, MA	MISC	FLAP	Between \$500,000 and \$1,000,000	Title 23	LOCAL	Planned	MA-04	NPS_NE
SO_NP_MIMA_221632	FY2016	MA	Middlesex	Minute Man National Historic Park	Mill and Overlay North Bridge Parking	3RL	FLTP	Between \$100,000 and \$250,000	Title 23	NPS	Planned	MA-03	NPS_NE
CACO_10(2)	FY2019	MA	Barnstable	Cape Cod National Seashore	Pavement Overlay on Doane Road.	3RL	FLTP	Between \$250,000 and \$500,000	Title 23	EFLHD	Planned	MA-10	NPS_NE

Approval signature is shown on the first page packet only.  
This listing reflects all newly identified and programmed and/or modified projects as of March 10, 2016 - Changes highlighted in green.



## FY2016 - FY2019 Transportation Improvement Program

Federal Highway Administration

## Eastern Federal Lands Highway Division

Mid-Year Update (Reflects Additional Projects Since October 1, 2015)

Last Printed:10Mar16

PROJECT	PROGRAM FISCAL YEAR	STATE	COUNTY	PARK, REFUGE, FOREST OR OTHER PARTNER/AGENCY	DESCRIPTION	TYPE OF WORK	PRIMARY FUND SOURCE	PROGRAM AMOUNT (RANGE)	FUNDS FROM TITLE	DELIVERED BY	PHASE	CONGRESSIONAL DISTRICT	FLMA REGION
<b>MD -- Maryland</b>													
FW_PATU_16(3)	FY2018	MD	Anne Arundel	Patuxent Research Refuge	Rehab Wildlife Loop (South) from Duvall Bridge Road to 300' south of Little Patuxent River bridge.	3RL	OTHER	TBD	Title 23	EFLHD	In Design	MD-04	FWS_R5
NP_BAWA_1(4)_2(4)	FY2016	MD	Prince George's, Anne Arundel	Baltimore Washington Parkway	Resurface BW Parkway, I-495 to approx Beaver Dam Rd	3RL	FLTP	Between \$1,000,000 and \$5,000,000	Title 23	EFLHD	In Design	MD-05	NPS_NC
CATO_11(2)	FY2017	MD	Frederick	Catoctin Mountain Park	Repair Rte 11 Section 0 Foxville-Deerfield Road	3RL	FLTP	Between \$250,000 and \$500,000	Title 23	EFLHD	In Design	MD-06	NPS_NC
CATO_900(1)	FY2017	MD	Frederick	Catoctin Mountain Park	Replacement of the Visitor Center Bridge at Catoctin Mountain National Park	BRRP	FLTP	Between \$1,000,000 and \$5,000,000	Title 23	EFLHD	In Design	MD-06	NPS_NC
NP_ANTL_TRL(1)	FY2017	MD	Washington	Antietam National Battlefield	Replace 4850 ft sq of ped. pathway & 3500 ft sq of exposed agg. surface on Burnside Bridge	3RH	FLTP	Between \$250,000 and \$500,000	Title 23	EFLHD	Planned	MD-06	NPS_NC
SUIT_1(2)_2(2)	FY2017	MD	Prince George's	National Capital Parks-East	Improve Ped Cross at SUIT Prky & Forestville Rd incl. sdwlk, signals, lights, signing, pvmt markings	MISC	FLTP	Between \$100,000 and \$250,000	Title 23	EFLHD	In Design	MD-05	NPS_NC
BAWA_1A26_E20	FY2018	MD	Anne Arundel	Baltimore Washington Parkway	Rehabilitate walls along Baltimore Washington Parkway near Rt 197.	RW	FLTP	Between \$1,000,000 and \$5,000,000	Title 23	EFLHD	In Design	MD-05	NPS_NC
GREE_11(1)	FY2018	MD	Prince George's	Greenbelt Park	Main Entrance Rd. & Park Central Rd. Bridge Replacement and Resurfacing of Rtes. 10, 11, 200 & 201	3RH_BRRP	FLTP	Between \$1,000,000 and \$5,000,000	Title 23	EFLHD	In Design	MD-05	NPS_NC
GWMP_6(1)_7(2)	FY2018	MD	Montgomery and Prince George's	George Washington Memorial Parkway	Clara Barton Pkwy mill and overly includes guardrail and guardwall	3RH	FLTP	Between \$1,000,000 and \$5,000,000	Title 23	EFLHD	In Design	_VARIOUS	NPS_NC
NP_BAWA_1(5)_2(5)	FY2018	MD	Prince George's	Baltimore Washington Parkway	Resurface BW Parkway, approx Beaver Dam Rd to MD 197.	3RL	FLTP	Between \$1,000,000 and \$5,000,000	Title 23	EFLHD	Planned	MD-05	NPS_NC
SO_NP_ASIS_221058	FY2016	MD	Worchester MD and Accomack VA	Assateague Island National Seashore	FY 16 Pavement Preservation of Routes 011, 012 and 910	3RL	FLTP	Between \$500,000 and \$1,000,000	Title 23	NPS	Planned	MD-02	NPS_NE

Approval signature is shown on the first page packet only.  
This listing reflects all newly identified and programmed and/or modified projects as of March 10, 2016 - Changes highlighted in green.



**FY2016 - FY2019 Transportation Improvement Program**

Federal Highway Administration

Eastern Federal Lands Highway Division

Mid-Year Update (Reflects Additional Projects Since October 1, 2015)

Last Printed:10Mar16

PROJECT	PROGRAM FISCAL YEAR	STATE	COUNTY	PARK, REFUGE, FOREST OR OTHER PARTNER/AGENCY	DESCRIPTION	TYPE OF WORK	PRIMARY FUND SOURCE	PROGRAM AMOUNT (RANGE)	FUNDS FROM TITLE	DELIVERED BY	PHASE	CONGRESSIONAL DISTRICT	FLMA REGION
<b>ME -- Maine</b>													
SO_NP_ACAD_163683	FY2016	ME	Hancock	Acadia	Rehabilitation of Duck Brook Vehicular Bridge	BRRH	FLTP	Between \$1,000,000 and \$5,000,000	Title 23	NPS	Planned	ME-02	NPS_NE
SO_NP_ACAD_221606	FY2016	ME	Hancock	Acadia National Park	Mill and Overlay Wild Gardens Parking.	3RL	FLTP	Between \$25,000 and \$100,000	Title 23	NPS	Planned	ME-02	NPS_NE
SO_NP_ACAD_221715	FY2016	ME	Hancock	Acadia National Park	FY16 Pavement Preservation Multi Rtes & Realignment at SR 186 & East Schoodic Drive	3RL_4R	FLTP	Between \$1,000,000 and \$5,000,000	Title 23	NPS	Planned	ME-02	NPS_NE

Approval signature is shown on the first page packet only.  
This listing reflects all newly identified and programmed and/or modified projects as of March 10, 2016 - Changes highlighted in green.

<div><div><div><div><div><div></div></div></div><div><div><div>DEPARTMENT OF TRANSPORTATION</div><div>UNITED STATES OF AMERICA</div></div></div></div><div><div>FY2016 - FY2019 Transportation Improvement Program</div><div>Federal Highway Administration</div><div>Eastern Federal Lands Highway Division</div><div>Mid-Year Update (Reflects Additional Projects Since October 1, 2015)</div></div></div></div>															Last Printed:10Mar16														
PROJECT	PROGRAM FISCAL YEAR	STATE	COUNTY	PARK, REFUGE, FOREST OR OTHER PARTNER/AGENCY	DESCRIPTION	TYPE OF WORK	PRIMARY FUND SOURCE	PROGRAM AMOUNT (RANGE)	FUNDS FROM TITLE	DELIVERED BY	PHASE	CONGRESSIONAL DISTRICT	FLMA REGION																
MI -- Michigan																													
FW_JORI_10(1)_900(1)	FY2017	MI	Antrim	Jordan River National Fish Hatchery	Reconstruct Entrance Road (Route 10) and Visitor Parking Lot (Route 900)	3RH	FLTP	Between \$1,000,000 and \$5,000,000	Title 23	EFLHD	In Design	MI-01	FWS_R3																
FW_SENE_10(1)_900(1)	FY2018	MI	Schoolcraft	Seney National Wildlife Refuge	Reconstruct Entrance Road (Route 10), Visitor Center Parking (Rte 900), & HQ Parking (Rte 901)	3RL	FLTP	Between \$500,000 and \$1,000,000	Title 23	EFLHD	Planned	MI-01	FWS_R3																
FW_SENE_2013226922	FY2018	MI	Schoolcraft	Seney National Wildlife Refuge	Rehabilitation of Marsh Creek Outflow Bridge & Upper Driggs River Bridge.	BRRH	FLTP	Between \$25,000 and \$100,000	Title 23	FWS	Planned	MI-01	FWS_R3																
FW_SENE_2014248461	FY2018	MI	Schoolcraft	Seney National Wildlife Refuge	Entrance Road / Parking Paving	3RL	FLTP	Between \$1,000,000 and \$5,000,000	Title 23	FWS	Planned	MI-01	FWS_R3																
NP_SLBE_0012(1)	FY2019	MI	Leelanau	Sleeping Bear Dunes National Lakeshore	To construct right and left turnlanes on M109 Dune Climb Entrance.	MISC	FLTP	Between \$500,000 and \$1,000,000	Title 23	EFLHD	Planned	MI-01	NPS_MW																





**FY2016 - FY2019 Transportation Improvement Program**  
Federal Highway Administration  
Eastern Federal Lands Highway Division  
Mid-Year Update (Reflects Additional Projects Since October 1, 2015)

Last Printed:10Mar16

PROJECT	PROGRAM FISCAL YEAR	STATE	COUNTY	PARK, REFUGE, FOREST OR OTHER PARTNER/AGENCY	DESCRIPTION	TYPE OF WORK	PRIMARY FUND SOURCE	PROGRAM AMOUNT (RANGE)	FUNDS FROM TITLE	DELIVERED BY	PHASE	CONGRESSIONAL DISTRICT	FLMA REGION
<b>MN -- Minnesota</b>													
FW_TAMA_10(1)_900(1)	FY2016	MN	Becker	Tamarac National Wildlife Refuge	Resurface Entrance Road (Route 10); reconstruct & realign Visitor Center Parking Area (Route 900)	3RL_4R	FLTP	Between \$1,000,000 and \$5,000,000	Title 23	EFLHD	In Acquisition	MN-07	FWS_R3
SO_FW_MIVA2014242386	FY2016	MN	Hennepin	Minnesota Valley National Wildlife Refuge	Rehabilitate OCAB Parking Lot (Route 903)	3RL	FLTP	Between \$500,000 and \$1,000,000	Title 23	FWS	Planned	MN-02	FWS_R3
FW_DELA_2008863735	FY2018	MN	Polk	Detroit Lakes Water Management District	Rehabilitate Mee Handicap Access	3RL	FLTP	Between \$25,000 and \$100,000	Title 23	FWS	Planned	MN-07	FWS_R3
FW_FEFA_2012218766	FY2018	MN	Otter Tail	Fergus Falls Water Management District	Rehabilitate PWLC Trail	3RL	FLTP	Between \$500,000 and \$1,000,000	Title 23	FWS	Planned	MN-07	FWS_R3
MWR_PMS_MN(1)	FY2016	MN	Koochiching	Voyageurs National Park	Pavement Preservation in Voyageurs NP	2R	FLTP	Between \$500,000 and \$1,000,000	Title 23	EFLHD	Under Construction	MN-08	NPS_MW
MWR_PMS_MN(2)	FY2016	MN	Allamakee	Pipestone National Monument	Pavement Preservation at Pipestone National Monument	2R	FLTP	Between \$500,000 and \$1,000,000	Title 23	WFLHD	Planned	MN-01	NPS_MW
NP_VOYA_10(1)_100(2)	FY2017	MN	Saint Louis County & Koochiching County	VOYAGEURS NATIONAL PARK	Rehabilitate Routes 10, 100, and 901	3RL	FLTP	Between \$1,000,000 and \$5,000,000	Title 23	EFLHD	In Design	MN-08	NPS_MW

Approval signature is shown on the first page packet only.  
This listing reflects all newly identified and programmed and/or modified projects as of March 10, 2016 - Changes highlighted in green.



FY2016 - FY2019 Transportation Improvement Program  
Federal Highway Administration  
Eastern Federal Lands Highway Division  
Mid-Year Update (Reflects Additional Projects Since October 1, 2015)

Last Printed:10Mar16

PROJECT	PROGRAM FISCAL YEAR	STATE	COUNTY	PARK, REFUGE, FOREST OR OTHER PARTNER/AGENCY	DESCRIPTION	TYPE OF WORK	PRIMARY FUND SOURCE	PROGRAM AMOUNT (RANGE)	FUNDS FROM TITLE	DELIVERED BY	PHASE	CONGRESSIONAL DISTRICT	FLMA REGION
<b>MO -- Missouri</b>													
SO_FW_MING2015267019	FY2016	MO	Wayne & Stoddard	Mingo National Wildlife Refuge	Auto Tour Guard Rails	MISC	FLTP	Less than \$25,000	Title 23	FWS	Planned	_VARIOUS	FWS_R3
SO_FW_NEOS2013226938	FY2016	MO	Newton	Neosho National Fish Hatchery	Rehabilitate South Main Gate Bridge	BRRH	FLTP	Less than \$25,000	Title 23	FWS	Planned	MO-07	FWS_R3
SO_FW_SQCR2014243544	FY2016	MO	Holt	Squaw Creek National Wildlife Refuge	Seal Coat Asphalt Roads	MISC	FLTP	Between \$100,000 and \$250,000	Title 23	FWS	Planned	MO-06	FWS_R3
SO_FW_SWLA2014242299	FY2016	MO	Chariton	Swan Lake National Wildlife Refuge	Auto Tour Route Maintenance Action Team Project	3RL	FLTP	Between \$250,000 and \$500,000	Title 23	FWS	Planned	MO-06	FWS_R3
FW_BIMU_107(1)	FY2017	MO	Cooper	Big Muddy National Fish & Wildlife Refuge	Reconstr. Loesing RD (Rt 107) at new HQ site & improve intersctn sfty at Brady LN & State Rt 179/98	3RH	FLTP	Between \$1,000,000 and \$5,000,000	Title 23	EFLHD	In Design	MO-04	FWS_R3
MO_FLAP_GRD VW_TRL(1)	FY2016	MO	Jackson	Harry S Truman National Historic Site	Construct 1 ¾ mile segment of Truman Farm House Trail connecting with HSTNHS & USACE Longview Lake	MISC	FLAP	Between \$500,000 and \$1,000,000	Title 23	LOCAL	Planned	MO-05	NPS_MW
MO_NP_OZAR_2013-1(1)	FY2016	MO	Carter, Shannon, Howell	Ozark National Scenic Riverway	ERFO repairs at five sites in the Ozark National Scenic Riverway	3RL	ERFO	Between \$1,000,000 and \$5,000,000	Title 23	EFLHD	In Design	MO-08	NPS_MW
OZAR_10(2)	FY2017	MO	Carter	Ozark National Scenic Riverways	Replacement of Big Spring Bridge (6640-001P) and Rehabilitation of Alley Spring Bridge (6640-005P)	BRRH	FLTP	Between \$1,000,000 and \$5,000,000	Title 23	EFLHD	In Design	MO-08	NPS_MW
MO_FLAP_WRSW_HTAR(1)	FY2016	MO	Benton County, City of Warsaw	U.S. Army Corps of Engineers	Construct turn/bike lanes, curb, and sidewalk; install traffic signals for USACE Access Improvements	3RH_3RL	FLAP	Between \$500,000 and \$1,000,000	Title 23	LOCAL	Planned	MO-04	USACE_MVD
MO_FLAP_WASH_207(1)	FY2016	MO	Washington	Mark Twain National Forest	Reconstruct, widen and pave of 1.2 miles of Berryman Road (County Road 207) in Washington County, MO	3RH_3RL	FLAP	Between \$100,000 and \$250,000	Title 23	STATE	Planned	MO-08	USFS_R9

Approval signature is shown on the first page packet only.  
This listing reflects all newly identified and programmed and/or modified projects as of March 10, 2016 - Changes highlighted in green.



**FY2016 - FY2019 Transportation Improvement Program**  
Federal Highway Administration  
Eastern Federal Lands Highway Division  
Mid-Year Update (Reflects Additional Projects Since October 1, 2015)

Last Printed:10Mar16

PROJECT	PROGRAM FISCAL YEAR	STATE	COUNTY	PARK, REFUGE, FOREST OR OTHER PARTNER/AGENCY	DESCRIPTION	TYPE OF WORK	PRIMARY FUND SOURCE	PROGRAM AMOUNT (RANGE)	FUNDS FROM TITLE	DELIVERED BY	PHASE	CONGRESSIONAL DISTRICT	FLMA REGION
<b>MS -- Mississippi</b>													
NATR_3A16_3B8	FY2016	MS	PRENTISS & TISHOMINGO	Natchez Trace Parkway	Overlay Park Road - MP. 289.16 to MP. 299.16	2R	FLTP	Between \$1,000,000 and \$5,000,000	Title 23	EFLHD	In Acquisition	_VARIOUS	NPS_SE
NATR_3C12_D32	FY2016	MS	Lee	Natchez Trace Parkway	Rehabilitate Parkway from MP 266 to 282 (16.00 Miles)	3RL	FLTP	Between \$5,000,000 and \$10,000,000	Title 23	EFLHD	Under Construction	MS-01	NPS_SE
NATR_3R13	FY2016	MS	Hinds	Natchez Trace Parkway	Overlay Park Road-MP. 77.136 to MP. 87.136	2R	FLTP	Between \$1,000,000 and \$5,000,000	Title 23	EFLHD	In Acquisition	MS-02	NPS_SE
NATR_3G24	FY2017	MS	Chickasaw	Natchez Trace Parkway	Parkway Rehabilitation	3RL	FLTP	Between \$5,000,000 and \$10,000,000	Title 23	EFLHD	In Design	MS-04	NPS_SE
NATR_3S11_3T10	FY2018	MS	Claiborne	Natchez Trace Parkway	Overlay Park Road-PM Project from MP 45 to 59(14.00 Miles)	3RL	FLTP	Between \$5,000,000 and \$10,000,000	Title 23	EFLHD	In Design	MS-02	NPS_SE
NATR_3X7_3W13	FY2018	MS	Augusta	Natchez Trace Parkway	Overlay Park Road-PM Project from MP 0 to 15 (15.00 Miles)	3RL	FLTP	Between \$1,000,000 and \$5,000,000	Title 23	EFLHD	In Design	MS-03	NPS_SE
GUIS_15(3)	FY2019	MS	Jackson	Gulf Islands National Seashore	Gulf Islands Davis Bayou Bike & Pedestrian Lane Construction	NEW	NPS	Between \$5,000,000 and \$10,000,000	Title 23	EFLHD	In Design	MS-04	NPS_SE
NATR_3Q8	FY2019	MS	Hinds	Natchez Trace Parkway	Overlay Park Road - PM Project from MP. 67.136 to MP. 77.136	2R	FLTP	Between \$1,000,000 and \$5,000,000	Title 23	EFLHD	Planned	MS-02	NPS_SE
MS_FLAP_NSHOBA832(1)	FY2016	MS	Neshoba	Nanah Waiya Wildlife Management Area	Reconstruct 0.69 mile segment of County Road 832 in Neshoba County, MS.	3RH_BRRP	FLAP	Between \$500,000 and \$1,000,000	Title 23	LOCAL	Planned	MS-01	USACE_MVD
MS_BRNVL_172(1)	FY2017	MS	Tishomingo	USACE, Divide Section Wildlife Management Area	Removal of two bridges & installation of a box culvert & pipe culvert in the Town of Burnsville, MS	3RH_BRRP	FLAP	Between \$250,000 and \$500,000	Title 23	LOCAL	Planned	MS-01	USACE_MVD
MS_FLAP_STONE_EMH(1)	FY2016	MS	Stone	Desoto National Forest	Reconstruct 1.36 miles of East McHenry Road & replace a deficient bridge in Stone County, MS	3RH_BRRP	FLAP	Between \$500,000 and \$1,000,000	Title 23	LOCAL	Planned	MS-01	USFS_R8
MS_FLTP_FS_967(1)	FY2016	MS	Choctaw	Tombigbee National Forest	Replace deficient Choctaw Lake Bridge over the dam spillway.	3RL_BRRP	FLTP	Between \$500,000 and \$1,000,000	Title 23	USFS	In Design	MS-03	USFS_R8

Approval signature is shown on the first page packet only.  
This listing reflects all newly identified and programmed and/or modified projects as of March 10, 2016 - Changes highlighted in green.



FY2016 - FY2019 Transportation Improvement Program  
Federal Highway Administration  
Eastern Federal Lands Highway Division  
Mid-Year Update (Reflects Additional Projects Since October 1, 2015)

Last Printed:10Mar16

PROJECT	PROGRAM FISCAL YEAR	STATE	COUNTY	PARK, REFUGE, FOREST OR OTHER PARTNER/AGENCY	DESCRIPTION	TYPE OF WORK	PRIMARY FUND SOURCE	PROGRAM AMOUNT (RANGE)	FUNDS FROM TITLE	DELIVERED BY	PHASE	CONGRESSIONAL DISTRICT	FLMA REGION
<b>NC -- North Carolina</b>													
FW_PEDE_2005225270	FY2017	NC	Anson	Pee Dee National Wildlife Refuge	Rehabilitate Silo Road (Route 106).	3RL	FLTP	Between \$500,000 and \$1,000,000	Title 23	FWS	Planned	NC-08	FWS_R4
FW_ALRI_150(1)	FY2019	NC	Dare	Alligator River National Wildlife Refuge	Rehabilitate Dry Ridge Road (Route 150).	3RH_3RL	FLTP	Between \$1,000,000 and \$5,000,000	Title 23	EFLHD	Planned	NC-03	FWS_R4
BLRI_2P19_2T14	FY2016	NC	Buncombe, Henderson	Blue Ridge Parkway	Repair Tanbark Ridge Tunnel P141 Repair Buck Spring Tunnel 150P	TUN	FLTP	Between \$1,000,000 and \$5,000,000	Title 23	EFLHD	Under Construction	_VARIOUS	NPS_SE
NC_FLAP_CLVND_TRL(1)	FY2016	NC	Cleveland	Kings Mountain National Military Park, NPS	Construct remaining 3 miles of Gateway Trail from Galilee Church Rd to Crowder's Mtn. State Park.	MISC	FLAP	Between \$500,000 and \$1,000,000	Title 23	LOCAL	Planned	NC-10	NPS_SE
BLRI_2A15	FY2017	NC	Alleghany	Blue Ridge Pkwy	Repave/Repair Mainline Road Section 2A - (MP 216.86 to 228.18)	3RH_3RL	FLTP	Between \$1,000,000 and \$5,000,000	Title 23	EFLHD	In Design	NC-09	NPS_SE
BLRI_2J17	FY2017	NC	Avery	Blue Ridge Parkway	Rehabilitate Linville River Bridge MP 316.57, Section 2J	BRRH	FLTP	Between \$1,000,000 and \$5,000,000	Title 23	EFLHD	In Design	NC-11	NPS_SE
BLRI_2A16	FY2018	NC	Alleghany	Blue Ridge Parkway	Repair Big Pine Creek bridge #6 (Structure #080P)	BRRP	FLTP	Between \$1,000,000 and \$5,000,000	Title 23	EFLHD	In Design	NC-09	NPS_SE
BLRI_2H14	FY2018	NC	Avery	Blue Ridge Parkway	Rehab - replace waterproofing membrane & wearing surface on Linn Cove Viaduct, Str. 182P, MP 304.02	BRRH	FLTP	Between \$1,000,000 and \$5,000,000	Title 23	EFLHD	In Design	NC-10	NPS_SE
GRSM_1B22	FY2018	NC	Bryson	Great Smoky Mountains National Park	Pavement Preservation of Newfound Gap Road, NC Side (MP 14.98 to MP 31.96)	2R	FLTP	Between \$1,000,000 and \$5,000,000	Title 23	EFLHD	Planned	NC-02	NPS_SE
NC_ST_BLRI_I26_NEPA	FY2018	NC	Buncombe	Blue Ridge Parkway	Preliminary Design of the Blue Ridge Parkway Bridge over Interstate 26 to support NEPA	BRRP	DOT	TBD	Title 23	EFLHD	Planned	NC-11	NPS_SE
NC_FSR_2013-1(2)	FY2016	NC	Clay	Nantahala National Forest	ERFO REPAIRS TO FOREST SERVICE ROUTE 440	LSR_3RL	ERFO	Between \$5,000,000 and \$10,000,000	Title 23	EFLHD	Planned	NC-11	USFS_R8
NC_FSR_2013-2(1)	FY2016	NC	McDowell	Pisgah National Forest	Repair ERFO damage to Point Lookout Trail	LSR_3RL	ERFO	Between \$100,000 and \$250,000	Title 23	EFLHD	Planned	NC-10	USFS_R8

Approval signature is shown on the first page packet only.  
This listing reflects all newly identified and programmed and/or modified projects as of March 10, 2016 - Changes highlighted in green.

<div><div><div><div><div></div><div>U.S. DEPARTMENT OF TRANSPORTATION</div><div>UNITED STATES OF AMERICA</div></div></div><div><div><div>FY2016 - FY2019 Transportation Improvement Program</div><div>Federal Highway Administration</div><div>Eastern Federal Lands Highway Division</div><div>Mid-Year Update (Reflects Additional Projects Since October 1, 2015)</div></div></div></div><div>Last Printed:10Mar16</div></div>													
PROJECT	PROGRAM FISCAL YEAR	STATE	COUNTY	PARK, REFUGE, FOREST OR OTHER PARTNER/AGENCY	DESCRIPTION	TYPE OF WORK	PRIMARY FUND SOURCE	PROGRAM AMOUNT (RANGE)	FUNDS FROM TITLE	DELIVERED BY	PHASE	CONGRESSIONAL DISTRICT	FLMA REGION
NH -- New Hampshire													
FW_GREA_10(1)	FY2016	NH	Rockingham	Great Bay National Wildlife Refuge	Rehabilitate Arboretum Drive	3RL	FLTP	Between \$1,000,000 and \$5,000,000	Title 23	EFLHD	Under Construction	NH-01	FWS_R5
NH_FLAP_STFG_DOCK(1)	FY2016	NH	Coos	Umbagog National Wildlife Refuge	Construction of a wooden floating dock at the Umbagog Lake Boat Access in Cambridge, NH.	MISC	FLAP	Between \$25,000 and \$100,000	Title 23	STATE	Planned	NH-02	FWS_R5
FW_NASH_2009956667	FY2017	NH	Hillsborough	Nashua National Fish Hatchery	Rehabilitate Entrance Road.	3RL	FLTP	Between \$25,000 and \$100,000	Title 23	FWS	Planned	NH-02	FWS_R5
FW_LAUM103(1)_SICO10	FY2018	NH	Coos & Essex	Umbagog National Wildlife Refuge & Silvio O'Conte	Umbagog- new box culv. Potter Farm Rd. Replace pipe culverts at 5 sites at Silvio O'Conte NWR.	MISC	FLTP	Between \$500,000 and \$1,000,000	Title 23	EFLHD	In Design	_VARIOUS	FWS_R5
NH_FLAP_DOT_STGAD(1)	FY2016	NH	Sullivan	National Park Service, Saint-Gaudens NHS	Reconstruct Saint Gaudens Road from Route 12A to Saint-Gaudens NHS in Sullivan County, NH.	3RH_3RL	FLAP	Between \$500,000 and \$1,000,000	Title 23	STATE	Planned	NH-02	NPS_NE



## FY2016 - FY2019 Transportation Improvement Program

Federal Highway Administration

Eastern Federal Lands Highway Division

Mid-Year Update (Reflects Additional Projects Since October 1, 2015)

Last Printed:10Mar16

PROJECT	PROGRAM FISCAL YEAR	STATE	COUNTY	PARK, REFUGE, FOREST OR OTHER PARTNER/AGENCY	DESCRIPTION	TYPE OF WORK	PRIMARY FUND SOURCE	PROGRAM AMOUNT (RANGE)	FUNDS FROM TITLE	DELIVERED BY	PHASE	CONGRESSIONAL DISTRICT	FLMA REGION
<b>NJ -- New Jersey</b>													
FW_EDFO_2014248940	FY2017	NJ	Atlantic	Edwin B. Forsythe National Wildlife Refuge	Reconstruct Headquarters Parking Lot	3RH	FLTP	Between \$250,000 and \$500,000	Title 23	FWS	Planned	NJ-02	FWS_R5
STLI_213901	FY2016	NJ	Hudson	Statue of Liberty Island	Repair/Rehab of Ellis Island Access Bridge	BRRH	NPS	TBD	Title 23	NPS	Planned	NJ-09	NPS_NE

Approval signature is shown on the first page packet only.  
This listing reflects all newly identified and programmed and/or modified projects as of March 10, 2016 - Changes highlighted in green.



## FY2016 - FY2019 Transportation Improvement Program

Federal Highway Administration

Eastern Federal Lands Highway Division

Mid-Year Update (Reflects Additional Projects Since October 1, 2015)

Last Printed:10Mar16

PROJECT	PROGRAM FISCAL YEAR	STATE	COUNTY	PARK, REFUGE, FOREST OR OTHER PARTNER/AGENCY	DESCRIPTION	TYPE OF WORK	PRIMARY FUND SOURCE	PROGRAM AMOUNT (RANGE)	FUNDS FROM TITLE	DELIVERED BY	PHASE	CONGRESSIONAL DISTRICT	FLMA REGION
<b>NY -- New York</b>													
GATE_JABA_2013-1(6)	FY2016	NY	Queens	Gateway National Recreation Area	ERFO Hurricane Sandy repairs to damaged or destroyed portions of the Shore Road	3RH	ERFO	Between \$1,000,000 and \$5,000,000	Title 23	EFLHD	In Design	NY-06	NPS_NE
GATE_JABA_2013-1(7)	FY2016	NY	Queens	Gateway National Recreation Area	ERFO Hurricane Sandy repairs to the destroyed portions of the West Pond Trail	BRN	ERFO	Between \$1,000,000 and \$5,000,000	Title 23	EFLHD	In Design	NY-06	NPS_NE
NY_FIIS_2013-1(7)	FY2016	NY	Suffolk	Fire Island National Seashore	ERFO repairs at Watch Hill Marina (elec. systems and struct. & non-struct. marina deck repair)	MISC	ERFO	Between \$5,000,000 and \$10,000,000	Title 23	EFLHD	In Design	NY-01	NPS_NE
SO_NP_FIIS_152248	FY2016	NY	Suffolk	Fire Island National Seashore	Rehabilitate William Floyd Estate Parking and Entrance and Exit Roads	2R	FLTP	Between \$1,000,000 and \$5,000,000	Title 23	NPS	Planned	NY-01	NPS_NE
SO_NP_GATE_191609	FY2016	NY	Richmond	Gateway National Recreation Area	Pavement Managment of Various Routes	3RH_3RL	FLTP	Between \$500,000 and \$1,000,000	Title 23	NPS	Planned	NY-11	NPS_NE
SO_NP_GOIS_222183	FY2016	NY	Kings	Governor's Island National Monument	Mill and Overlay Fort Jay Parking	3RL	FLTP	Between \$25,000 and \$100,000	Title 23	NPS	Planned	NY-11	NPS_NE
VAMA_ES(4)	FY2016	NY	Dutchess	Vanderbilt Mansion National Historic Site	Dock Street Bridge	MISC	FLTP	Between \$25,000 and \$100,000	Title 23	EFLHD	Planned	NY-19	NPS_NE
SARA_BMS(1)	FY2017	NY	Saratoga	Saratoga National Historic Park	Repairs at 3 bridges and 2 culverts	BRRH	FLTP	Between \$500,000 and \$1,000,000	Title 23	EFLHD	In Design	NY-21	NPS_NE
SO_NP_SARA_221231	FY2017	NY	Saratoga	Saratoga National Historical Park	Slope Stabilization Near Tour Stop 3.	MISC	FLTP	Between \$1,000,000 and \$5,000,000	Title 23	NPS	Planned	NY-21	NPS_NE
VAMA_BMS(1)	FY2017	NY	Dutchess	Vanderbilt Mansion National Historic Site	Repairs at 3 structures	BRRH	FLTP	Between \$100,000 and \$250,000	Title 23	EFLHD	In Design	NY-19	NPS_NE

Approval signature is shown on the first page packet only.  
This listing reflects all newly identified and programmed and/or modified projects as of March 10, 2016 - Changes highlighted in green.



**FY2016 - FY2019 Transportation Improvement Program**  
Federal Highway Administration  
Eastern Federal Lands Highway Division  
Mid-Year Update (Reflects Additional Projects Since October 1, 2015)

Last Printed:10Mar16

PROJECT	PROGRAM FISCAL YEAR	STATE	COUNTY	PARK, REFUGE, FOREST OR OTHER PARTNER/AGENCY	DESCRIPTION	TYPE OF WORK	PRIMARY FUND SOURCE	PROGRAM AMOUNT (RANGE)	FUNDS FROM TITLE	DELIVERED BY	PHASE	CONGRESSIONAL DISTRICT	FLMA REGION
<b>OH -- Ohio</b>													
NPS_CUVA_040S(1)	FY2016	OH	Cuyahoga	Cuyahoga Valley National Park	Pedestrian Bridge Reconstruction	BRRC	NPS	Between \$250,000 and \$500,000	Title 23	EFLHD	Planned	OH-14	NPS_MW
OH_FLAP_SUMMIT_32(1)	FY2016	OH	Summit	Cuyahoga Valley National Park	Rehabilitation of 0.25 miles of Boston Mills Rd & improvements to the intersection with Riverview Rd	3RL	FLAP	Between \$250,000 and \$500,000	Title 23	LOCAL	Planned	OH-14	NPS_MW
OH_FLAP_ASH_1027(1)	FY2016	OH	Ashland	U.S. Army Corps of Engineers	Ashland County Road 1027 slide repair and reconstruction of the roadway.	3RH_3RL	FLAP	Between \$250,000 and \$500,000	Title 23	STATE	Planned	OH-12	USACE_GLO RD
OH_FLAP_ATHENS_1A(1)	FY2016	OH	Athens	Wayne National Forest	Motor Paving CR 1A from Brady Rd to the new bridge at the Buchtel Corp limits in Athens County, OH	3RH_3RL	FLAP	Between \$100,000 and \$250,000	Title 23	LOCAL	Planned	OH-15	USFS_R9
OH_FLAP_GALLIA_60(1)	FY2016	OH	Gallia	Wayne National Forest	Gallia Road improvements in Gallia County, OH within the Wayne National Forest.	3RH_3RL	FLAP	Between \$250,000 and \$500,000	Title 23	LOCAL	Planned	OH-06	USFS_R9
OH_FLAP_MTGM_HRMN(1)	FY2016	OH	Montgomery	Wright Patterson Air Force Base	Replacement of bridge and reconstruction of Harshman Rd. from Springfield St. to State Route 4	BRRP	FLAP	Between \$100,000 and \$250,000	Title 23	LOCAL	Planned	OH-10	X_NA_OTH
OH_FLAP_PIKE_WFMD(1)	FY2016	OH	Pike	U.S. Department of Energy	Rehabilitate 2.23 miles of Wakefield Mound Road	3RL	FLAP	Between \$250,000 and \$500,000	Title 23	LOCAL	Planned	OH-02	X_NA_OTH

Approval signature is shown on the first page packet only.  
This listing reflects all newly identified and programmed and/or modified projects as of March 10, 2016 - Changes highlighted in green.





**FY2016 - FY2019 Transportation Improvement Program**  
Federal Highway Administration  
Eastern Federal Lands Highway Division  
Mid-Year Update (Reflects Additional Projects Since October 1, 2015)

Last Printed:10Mar16

PROJECT	PROGRAM FISCAL YEAR	STATE	COUNTY	PARK, REFUGE, FOREST OR OTHER PARTNER/AGENCY	DESCRIPTION	TYPE OF WORK	PRIMARY FUND SOURCE	PROGRAM AMOUNT (RANGE)	FUNDS FROM TITLE	DELIVERED BY	PHASE	CONGRESSIONAL DISTRICT	FLMA REGION
<b>PA -- Pennsylvania</b>													
FW_JOHE_10(1)_100(1)	FY2016	PA	Philadelphia	John Heinz National Wildlife Refuge	Resurface Visitor Access Road (Route 10), and Boat Ramp Access Road (Route 100).	3RL	FLTP	Between \$500,000 and \$1,000,000	Title 23	EFLHD	In Acquisition	PA-07	FWS_R5
FW_ALLE_2005265077	FY2017	PA	Warren	Allegheny National Fish Hatchery	Rehabilitate public roads	3RL	FLTP	Between \$100,000 and \$250,000	Title 23	FWS	Planned	PA-05	FWS_R5
FW_NOFI_2009952994	FY2017	PA	Clinton	Lamar National Fish Hatchery	Rehabilitate public roads	3RL	FLTP	Between \$100,000 and \$250,000	Title 23	FWS	Planned	PA-05	FWS_R5
SO_NP_DEWA_221354	FY2016	PA	Pike	Delaware Water Gap National Recreation Area	Mill and Overlay US Route 209 MP 12.4 to 13.8	3RL	FLTP	Between \$500,000 and \$1,000,000	Title 23	NPS	Planned	PA-10	NPS_NE
SO_NP_GETT_190608	FY2016	PA	Adams	Gettysburg National Military Park	Bridge Rehabilitation 10 Strutures	BRRH	FLTP	Between \$500,000 and \$1,000,000	Title 23	NPS	Planned	PA-04	NPS_NE
PA_ST_Keystone	FY2019	PA	Crawford	Army Reserve; Keystone Training Area	Roadway Improvements as detailed in the DAR evaluation report of June 2012	3RH	DAR	Between \$1,000,000 and \$5,000,000	Title 23	EFLHD	Planned	PA-03	X_NA_OTH

Approval signature is shown on the first page packet only.  
This listing reflects all newly identified and programmed and/or modified projects as of March 10, 2016 - Changes highlighted in green.



## FY2016 - FY2019 Transportation Improvement Program

Federal Highway Administration

Eastern Federal Lands Highway Division

Mid-Year Update (Reflects Additional Projects Since October 1, 2015)

Last Printed:10Mar16

PROJECT	PROGRAM FISCAL YEAR	STATE	COUNTY	PARK, REFUGE, FOREST OR OTHER PARTNER/AGENCY	DESCRIPTION	TYPE OF WORK	PRIMARY FUND SOURCE	PROGRAM AMOUNT (RANGE)	FUNDS FROM TITLE	DELIVERED BY	PHASE	CONGRESSIONAL DISTRICT	FLMA REGION
<b>PA/NJ -- Pennsylvania/New Jersey</b>													
NP_DEWA_10(6)_14(18)	FY2018	PA/NJ	Pike, Sussex (NJ)	Delaware Water Gap National Recreation Area	Bridge repair/rehab 4320-009, -041, -013, -022,- 049	BRRH	FLTP	Between \$500,000 and \$1,000,000	Title 23	EFLHD	In Design	PA-10	NPS_NE

Approval signature is shown on the first page packet only.  
This listing reflects all newly identified and programmed and/or modified projects as of March 10, 2016 - Changes highlighted in green.



**FY2016 - FY2019 Transportation Improvement Program**  
Federal Highway Administration  
Eastern Federal Lands Highway Division  
Mid-Year Update (Reflects Additional Projects Since October 1, 2015)

ast Printed:10Mar16

PROJECT	PROGRAM FISCAL YEAR	STATE	COUNTY	PARK, REFUGE, FOREST OR OTHER PARTNER/AGENCY	DESCRIPTION	TYPE OF WORK	PRIMARY FUND SOURCE	PROGRAM AMOUNT (RANGE)	FUNDS FROM TITLE	DELIVERED BY	PHASE	CONGRESSIONAL DISTRICT	FLMA REGION
<b>PR -- Puerto Rico</b>													
SO_FW_VIEQ2014248772	FY2016	PR	Vieques	Vieques National Wildlife Refuge	Rehabilitate Route 100, Caracas (Red) beach parking area.	3RL	FLTP	Between \$250,000 and \$500,000	Title 23	FWS	Planned	PR-98	FWS_R4
FW_VIEQ_2014248717	FY2017	PR	Vieques	Vieques National Wildlife Refuge	Repair Green Beach Parking Area (Route 902).	3RH	FLTP	Between \$25,000 and \$100,000	Title 23	FWS	Planned	PR-98	FWS_R4
PR_FLAP_DTPW_UCRP(1)	FY2016	PR	Rio Grande, PR	El Yunque National Forest	Consultant selection and development of an urban center rehabilitation plan.	MISC	FLAP	Between \$100,000 and \$250,000	Title 23	LOCAL	Planned	PR-98	USFS_R8

Approval signature is shown on the first page packet only.  
This listing reflects all newly identified and programmed and/or modified projects as of March 10, 2016 - Changes highlighted in green.



**FY2016 - FY2019 Transportation Improvement Program**  
Federal Highway Administration  
Eastern Federal Lands Highway Division  
Mid-Year Update (Reflects Additional Projects Since October 1, 2015)

Last Printed:10Mar16

PROJECT	PROGRAM FISCAL YEAR	STATE	COUNTY	PARK, REFUGE, FOREST OR OTHER PARTNER/AGENCY	DESCRIPTION	TYPE OF WORK	PRIMARY FUND SOURCE	PROGRAM AMOUNT (RANGE)	FUNDS FROM TITLE	DELIVERED BY	PHASE	CONGRESSIONAL DISTRICT	FLMA REGION
<b>SC -- South Carolina</b>													
FW_ACBA_100(1)	FY2016	SC	Charleston	ACE Basin Refuge	Repair Refuge Perimeter Road (Route 100).	3RL	FLTP	Between \$1,000,000 and \$5,000,000	Title 23	EFLHD	In Acquisition	SC-06	FWS_R4
FW_CASA_2014248783	FY2017	SC	Chesterfield	Carolina Sandhills National Wildlife Refuge	Rehabilitate Martin's Lake Access Road (Route 114).	3RL	FLTP	Between \$100,000 and \$250,000	Title 23	FWS	Planned	SC-06	FWS_R4
FW_SAVA_2006559089	FY2018	SC	Jasper	Savannah National Wildlife Refuge	Rehabilitate Kingfisher Pond Access Road (Route 103)	3RL	FLTP	Between \$25,000 and \$100,000	Title 23	FWS	Planned	SC-01	FWS_R4

Approval signature is shown on the first page packet only.  
This listing reflects all newly identified and programmed and/or modified projects as of March 10, 2016 - Changes highlighted in green.



FY2016 - FY2019 Transportation Improvement Program  
Federal Highway Administration  
Eastern Federal Lands Highway Division  
Mid-Year Update (Reflects Additional Projects Since October 1, 2015)

Last Printed:10Mar16

PROJECT	PROGRAM FISCAL YEAR	STATE	COUNTY	PARK, REFUGE, FOREST OR OTHER PARTNER/AGENCY	DESCRIPTION	TYPE OF WORK	PRIMARY FUND SOURCE	PROGRAM AMOUNT (RANGE)	FUNDS FROM TITLE	DELIVERED BY	PHASE	CONGRESSIONAL DISTRICT	FLMA REGION
TN -- Tennessee													
LIS_10(1)	FY2016	TN	Lake	Lake Isom National Wildlife Refuge	Rehabilitate Boundary Line Road Phase 1 and Phase 2	3RL	FLTP	Between \$1,000,000 and \$5,000,000	Title 23	EFLHD	Under Construction	TN-08	FWS_R4
FW_TENN_12(1)	FY2018	TN	Henry, Benton	Tennessee National Wildlife Refuge	Rehabilitate Big Sandy Road (Route 12)	3RL	FLTP	Between \$1,000,000 and \$5,000,000	Title 23	EFLHD	Planned	TN-08	FWS_R4
NATR_1A15_1B10	FY2016	TN	Wayne, Williamson, Davidson	Natchez Trace Parkway	Overlay Park Road-PM Project from MP 428 to 447 (19.00 Miles)	3RL	FLTP	Between \$1,000,000 and \$5,000,000	Title 23	EFLHD	In Acquisition	_VARIOUS	NPS_SE
NATR_1G10	FY2016	TN	Wayne	Natchez Trace Parkway	Overlay Park Road-PM Project from MP 371 to 378 (7.15 Miles)	3RL	FLTP	Between \$1,000,000 and \$5,000,000	Title 23	EFLHD	In Design	_VARIOUS	NPS_SE
SHIL_18(1)	FY2016	TN	Hardin	Shiloh National Military Park	Repair Road Surface on Hamburg-Purdy and Corinth-Pittsburg Landing roads	3RL_2R	FLTP	Between \$500,000 and \$1,000,000	Title 23	EFLHD	In Acquisition	TN-07	NPS_SE
FOOT_8E21_F9	FY2017	TN	Sevier, Blount	Foothills Parkway	Rehabilitation of the Foothills Parkway Sections 8E and 8F	3RL	OTHER	More than \$10,000,000	Title 23	EFLHD	In Design	_VARIOUS	NPS_SE
GRSM_11(2)	FY2017	TN	Sevier	Great Smoky Mountains National Park	Pavement Preservation of Gatlinburg Spur (US 441)	3RL	FLTP	Between \$1,000,000 and \$5,000,000	Title 23	EFLHD	In Design	TN-01	NPS_SE
GRSM_1A29	FY2017	TN	Sevier	Great Smoky Mountains National Park	Rehabilitate Newfound Gap Road from Milepost 0.0 to 2.0	3RL_2R	FLTP	Between \$5,000,000 and \$10,000,000	Title 23	EFLHD	In Design	TN-01	NPS_SE
GRSM_13(1)14(2)18(1)	FY2018	TN	Sevier, Blount	Great Smoky Mountains National Park	Pavement Preservation of Fighting Creek Gap, Little River Gorge and Elkmont Roads	2R	FLTP	Between \$1,000,000 and \$5,000,000	Title 23	EFLHD	Planned	TN-02	NPS_SE
GRSM_15(2)_16(1)	FY2018	TN	Blount, Sevier	Great Smoky Mountains National Park	Pavement Preservation for Laurel Creek, Tremont and Townsend Entrance Roads	2R	FLTP	Between \$1,000,000 and \$5,000,000	Title 23	EFLHD	In Design	TN-02	NPS_SE
GRSM_15(1)	FY2019	TN	Blount	Great Smoky Mountains National Park	Repair Bote Mountain Tunnel	TUN	FLTP	Between \$1,000,000 and \$5,000,000	Title 23	EFLHD	In Design	TN-01	NPS_SE
TN_FLAP_JSN_VAHC(1)	FY2016	TN	Washington	Dept. of Veterans Affairs, James H. Quillen VA Medical Cente	Construction of the VA Hospital Connector to improve access to James H. Quillen VA Medical Center	NEW	FLAP	Between \$500,000 and \$1,000,000	Title 23	LOCAL	Planned	TN-01	X_NA_OTH
TN_FLAP_MTGMRYLAF(1)	FY2016	TN	Montgomery	Department of the Army Fort Campbell	Reconstruction and widening of 1,100 feet of Lafayette Road	3RH_NEW	FLAP	Between \$1,000,000 and \$5,000,000	Title 23	LOCAL	Planned	TN-07	X_NA_OTH

Approval signature is shown on the first page packet only.  
This listing reflects all newly identified and programmed and/or modified projects as of March 10, 2016 - Changes highlighted in green.

U.S. DEPARTMENT OF TRANSPORTATION

UNITED STATES OF AMERICA

FY2016 - FY2019 Transportation Improvement Program

Federal Highway Administration

Eastern Federal Lands Highway Division

Mid-Year Update (Reflects Additional Projects Since October 1, 2015)

Last Printed:10Mar16

PROJECT	PROGRAM FISCAL YEAR	STATE	COUNTY	PARK, REFUGE, FOREST OR OTHER PARTNER/AGENCY	DESCRIPTION	TYPE OF WORK	PRIMARY FUND SOURCE	PROGRAM AMOUNT (RANGE)	FUNDS FROM TITLE	DELIVERED BY	PHASE	CONGRESSIONAL DISTRICT	FLMA REGION	
TN/KY -- Tennessee/Kentucky														
FW_REEL_100(1)	FY2016	TN/KY	Obion/Fulton	Reelfoot National Wildlife Refuge	Rehabilitate Running Slough Road (Route 100)	3RL	FLTP	Between \$1,000,000 and \$5,000,000	Title 23	EFLHD	In Acquisition	_VARIOUS	FWS_R4	



## FY2016 - FY2019 Transportation Improvement Program

Federal Highway Administration

Eastern Federal Lands Highway Division

Mid-Year Update (Reflects Additional Projects Since October 1, 2015)

Last Printed:10Mar16

PROJECT	PROGRAM FISCAL YEAR	STATE	COUNTY	PARK, REFUGE, FOREST OR OTHER PARTNER/AGENCY	DESCRIPTION	TYPE OF WORK	PRIMARY FUND SOURCE	PROGRAM AMOUNT (RANGE)	FUNDS FROM TITLE	DELIVERED BY	PHASE	CONGRESSIONAL DISTRICT	FLMA REGION
<b>TN/NC -- Tennessee/North Carolina</b>													
GRSM_ES(3)	FY2016	TN/NC	Various	Great Smoky Mountains National Park	Conduct Slope Stability Study FY16	MISC	FLTP	Between \$100,000 and \$250,000	Title 23	EFLHD	Planned	_VARIOUS	NPS_SE

Approval signature is shown on the first page packet only.  
This listing reflects all newly identified and programmed and/or modified  
projects as of March 10, 2016 - Changes highlighted in green.



**FY2016 - FY2019 Transportation Improvement Program**  
Federal Highway Administration  
Eastern Federal Lands Highway Division  
Mid-Year Update (Reflects Additional Projects Since October 1, 2015)

Last Printed:10Mar16

PROJECT	PROGRAM FISCAL YEAR	STATE	COUNTY	PARK, REFUGE, FOREST OR OTHER PARTNER/AGENCY	DESCRIPTION	TYPE OF WORK	PRIMARY FUND SOURCE	PROGRAM AMOUNT (RANGE)	FUNDS FROM TITLE	DELIVERED BY	PHASE	CONGRESSIONAL DISTRICT	FLMA REGION
VA -- Virginia													
VA_FLAP_CHSPK_FAC(1)	FY2016	VA	Chesapeake	Great Dismal Swamp Wildlife Refuge	Construct a rest area facility and parking area near Ballahack Road and Dismal Swamp Canal Trail.	MISC	FLAP	Between \$250,000 and \$500,000	Title 23	LOCAL	Planned	VA-04	FWS_R4
CHN_10(1)	FY2016	VA	Accomack	Chincoteague National Wildlife Refuge	Rehabilitate Beach Access Road (Route 10)	3RL	FLTP	Between \$1,000,000 and \$5,000,000	Title 23	EFLHD	In Acquisition	VA-02	FWS_R5
FW_GRDI_105(1)	FY2017	VA	Chesapeake	Great Dismal Swamp National Wildlife Refuge	Rehabilitate Portsmouth Ditch Road	3RL	FLTP	Between \$500,000 and \$1,000,000	Title 23	EFLHD	In Design	VA-04	FWS_R5
FW_OCBA_T302(1)	FY2018	VA	Prince William	Occoquan Bay National Wildlife Refuge	Repair Deephole Point Road Trail (Trail Route T302/ RIP Route 400)	3RH	FWS	TBD	Title 16	EFLHD	Planned	VA-11	FWS_R5
FW_CHIN_10(2)	FY2019	VA	Accomack	Chincoteague National Wildlife Refuge	Construct new Beach Parking Area (961 parking spaces) at D-Pond, realign Beach Access Road	3RH_NEW	REIMB FED	Between \$5,000,000 and \$10,000,000	Title 23	EFLHD	Planned	VA-01	FWS_R5
GWMP_MVT(3)	FY2016	VA	Arlington	George Washington Memorial Parkway	Minor trail realignment and Theodore Roosevelt parking area pavement rehab.	MISC	FLTP	Between \$500,000 and \$1,000,000	Title 23	EFLHD	In Acquisition	VA-08	NPS_NC
NP_GWMP_ES(5)	FY2016	VA	Fairfax	George Washington Memorial Parkway	Safety Study of Morning Side Lane and Mount Vernon Parkway	MISC	FLTP	Less than \$25,000	Title 23	EFLHD	Planned	VA-08	NPS_NC
VA_FLAP_DOT_738(1)	FY2016	VA	Fairfax	National Park Service (NPS), Great Falls Park	Rehabilitate Old Dominion Drive (VA Route 738) N. of Georgetown Pike to entrance to Great Falls Park	3RL	FLAP	Between \$250,000 and \$500,000	Title 23	STATE	Planned	VA-08	NPS_NC
GWMP_203(2)	FY2017	VA	Arlington	George Washington Memorial Parkway	Iwo Jima Memorial Access Road Rehab	3RL	FLTP	Between \$1,000,000 and \$5,000,000	Title 23	EFLHD	In Design	VA-08	NPS_NC
GWMP_210(1)	FY2017	VA	Fairfax	George Washington Memorial Parkway	Spall repair CIA/FHWA bridge structure 3300-003	BRRH	FLTP	Between \$500,000 and \$1,000,000	Title 23	EFLHD	In Design	VA-08	NPS_NC
MANA_001S(1)	FY2017	VA	Fairfax, VA	Manassas National Battlefield Park	Historic Stone Bridge repair and rehabilitation	BRRH	OTHER	Between \$500,000 and \$1,000,000	Title 23	EFLHD	In Design	VA-11	NPS_NC
NP_GWMP_1(1)_2(1)	FY2017	VA	Arlington	George Washington Memorial Parkway	Windy Run Bridge Rehabilitation	BRRH	FLTP	Between \$5,000,000 and \$10,000,000	Title 23	EFLHD	In Design	VA-08	NPS_NC
NP_GWMP_MVT(5)	FY2017	VA	Fairfax	George Washington Memorial Parkway	Replacement of Bridge #23 over Dyke Marsh on Mount Vernon Trail	BRRP	FLTP	Between \$500,000 and \$1,000,000	Title 23	EFLHD	In Design	VA-08	NPS_NC
PRWI_401(1)_402(1)	FY2017	VA	Prince William	Prince William Forest Park	North Multi-use Trail access	MISC	FLTP	Between \$250,000 and \$500,000	Title 23	EFLHD	In Design	VA-11	NPS_NC
GWMP_MVT(4)	FY2018	VA	Fairfax	George Washington Memorial Parkway	Replace Deck, reduce deflection, correct trail alignment Bridge 31/32	4R	FLTP	Between \$1,000,000 and \$5,000,000	Title 23	EFLHD	In Design	VA-08	NPS_NC
NP_GWMP_ES(6)	FY2018	VA	Fairfax	George Washington Memorial Parkway	Study for foot path between pedestrian ROW near VA 676 along VA 193 & Difficult Run Trail at GRFA	MISC	FLTP	Between \$100,000 and \$250,000	Title 23	EFLHD	Planned	VA-08	NPS_NC
NP_NCR_PMS_VA(1)	FY2018	VA	Fairfax	National Capital Region	Pavement Management and sign updating at WOTR	2R	FLTP	Between \$1,000,000 and \$5,000,000	Title 23	EFLHD	Planned	VA-11	NPS_NC
NP_PRWI_406(1)	FY2018	VA	Prince William	Prince William Forest Park	Pyrite Mine Bridge Rehabilitation (3700-005S)	BRRH	FLTP	Between \$500,000 and \$1,000,000	Title 23	EFLHD	In Design	VA-11	NPS_NC
GWMP_105(1)_106(1)	FY2019	VA	Fairfax	George Washington Memorial Parkway	Fort Hunt Entrance Rd Mill & Overlay	3RL	FLTP	Between \$250,000 and \$500,000	Title 23	EFLHD	Planned	VA-05	NPS_NC

Approval signature is shown on the first page packet only.  
This listing reflects all newly identified and programmed and/or modified projects as of March 10, 2016 - Changes highlighted in green.





FY2016 - FY2019 Transportation Improvement Program  
Federal Highway Administration  
Eastern Federal Lands Highway Division  
Mid-Year Update (Reflects Additional Projects Since October 1, 2015)

Last Printed:10Mar16

PROJECT	PROGRAM FISCAL YEAR	STATE	COUNTY	PARK, REFUGE, FOREST OR OTHER PARTNER/AGENCY	DESCRIPTION	TYPE OF WORK	PRIMARY FUND SOURCE	PROGRAM AMOUNT (RANGE)	FUNDS FROM TITLE	DELIVERED BY	PHASE	CONGRESSIONAL DISTRICT	FLMA REGION
PRWI_11(3)	FY2019	VA	Prince William	Prince William Forest Park	Repair the historic wooden truss bridge 3700-001P	BRRH	FLTP	Between \$250,000 and \$500,000	Title 23	EFLHD	In Design	VA-11	NPS_NC
SHEN_BMS(1)	FY2016	VA	Page and Rockingham	Shenandoah National Park	Repair/Rehab to Structure #s 4840-001 thru -004 Thornton Gap, Swift Run Gap, & Mary's Rock Tunnel	BRRH	FLTP	Between \$250,000 and \$500,000	Title 23	EFLHD	Under Construction	_VARIOUS	NPS_NE
SO_NP_COLO_222116	FY2016	VA	York	Colonial National Historical Park	Pavement Management various routes	2R	FLTP	Between \$500,000 and \$1,000,000	Title 23	NPS	Planned	VA-01	NPS_NE
COLO_1A19_1D45	FY2017	VA	York, James City	Colonial National Historical Park	Repair/Rehab COLO 4290-006P US Rte 17 Parkway, -025P Powhatan Creek, & -002P Beaverdam Creek Bridges	BRRH	FLTP	Between \$100,000 and \$250,000	Title 23	EFLHD	In Design	VA-01	NPS_NE
FLTP_NP_COLO_211343	FY2017	VA	Gloucester	Colonial National Historical Park	Repair of Jones Mill Dam & 1200' of Parkway	MISC	NPS	Between \$1,000,000 and \$5,000,000	Title 23	NPS	Planned	VA-01	NPS_NE
SO_NP_SHEN_222243	FY2017	VA	Green Madison, Paige, and Rappahonock	Shenandoah National Park	Pavement Preservation of Various Routes	3RL	FLTP	Between \$1,000,000 and \$5,000,000	Title 23	NPS	Planned	VA-06	NPS_NE
NP_COLO_1D46	FY2018	VA	James City	Colonial National Historical Park	Repair/Rehabilitation of Halfway Cr Brdg 4290-022P	BRRH	FLTP	TBD	Title 23	EFLHD	Planned	VA-01	NPS_NE
BLRI_1L8	FY2016	VA	Botetourt	Blue Ridge Parkway	Repave/Repair Mainline Road Section 1L - (MP 103.36 to 106.0)	3RH_3RL	FLTP	Between \$1,000,000 and \$5,000,000	Title 23	EFLHD	In Acquisition	_VARIOUS	NPS_SE
BLRI_1E10	FY2017	VA	Nelson and Rockbridge	Blue Ridge Parkway	Repave/Repair Mainline Road Section 1E - MP 27.24 to 37.49	3RL_2R	FLTP	Between \$1,000,000 and \$5,000,000	Title 23	EFLHD	In Design	VA-09	NPS_SE
BLRI_1M21	FY2018	VA	Botetourt, Roanoke and Bedford	Blue Ridge Pkwy	Repave/Repair Mainline Road Section 1M - (MP 105.65 to 121.05)	3RH_3RL	FLTP	Between \$5,000,000 and \$10,000,000	Title 23	EFLHD	In Design	_VARIOUS	NPS_SE
VA_ERFO_FS_2013-1(1)	FY2016	VA	Augusta	George Washington National Forest	ERFO project to repair damaged sections of Hite Hollow Road in the George Washington National Forest	3RH_NEW	ERFO	Between \$250,000 and \$500,000	Title 23	EFLHD	Planned	VA-06	USFS_R8
VA_ERFO_FS_2013-1(2)	FY2016	VA	Craig	Jefferson National Forest	ERFO project to repair damaged sections of Wildlife Road.	3RH_NEW	ERFO	Between \$100,000 and \$250,000	Title 23	EFLHD	Planned	VA-06	USFS_R8
VA_FLAP_DOT_625(1)	FY2016	VA	Wythe	Jefferson National Forest	Remove and replace bridge (VA Structure #6022).	BRRP	FLAP	Between \$1,000,000 and \$5,000,000	Title 23	STATE	Planned	VA-09	USFS_R8
VA_FLAP_PWC_PHTRL(1)	FY2016	VA	Prince William	Featherstone NWR / Potomac Heritage National Scenic Trail	Construct a 1.2 mile segment of the Potomac Heritage NST to provide access to Featherstone NWR	MISC	FLAP	Between \$500,000 and \$1,000,000	Title 23	LOCAL	Planned	VA-11	X_NA_OTH
VA_ST_ANC(1)	FY2017	VA	Arlington	Arlington National Cemetary	Arlington National Cemetery - Realign Southgate Rd, Columbia Pike, Joyce St & VA SR 27 Interchange	4R	DAR	More than \$10,000,000	Title 23	EFLHD	Planned	VA-08	X_NA_OTH
VA_ST_Lee_Ave_Gate	FY2017	VA	Prince George	Fort Lee Garrison	Improvements to Rte. 36 onto Lee Avenue.	4R	DOT	Between \$1,000,000 and \$5,000,000	Title 23	EFLHD	In Design	VA-03	X_NA_OTH
VA_FLAP_ARL_ANDR(1)	FY2018	VA	Arlington	Department of Defense (DOD), Pentagon	Reconstruct 3,549 feet of Army Navy Drive: complete street bike/ped transit improvements.	3RH	FLAP	Between \$500,000 and \$1,000,000	Title 23	LOCAL	Planned	VA-08	X_NA_OTH
VA_FLAP_NPNWS_105(1)	FY2019	VA	N/A	Joint Base Langley-Eustis	Design and const to repair superstructure of Rt 105 (Ft. Eustis Blvd) bridge over Lee Hall Reservoir	3RL_BRRH	FLAP	More than \$10,000,000	Title 23	EFLHD	Planned	VA-01	X_NA_OTH

Approval signature is shown on the first page packet only.  
This listing reflects all newly identified and programmed and/or modified projects as of March 10, 2016 - Changes highlighted in green.



## FY2016 - FY2019 Transportation Improvement Program

Federal Highway Administration

Eastern Federal Lands Highway Division

Mid-Year Update (Reflects Additional Projects Since October 1, 2015)

Last Printed:10Mar16

PROJECT	PROGRAM FISCAL YEAR	STATE	COUNTY	PARK, REFUGE, FOREST OR OTHER PARTNER/AGENCY	DESCRIPTION	TYPE OF WORK	PRIMARY FUND SOURCE	PROGRAM AMOUNT (RANGE)	FUNDS FROM TITLE	DELIVERED BY	PHASE	CONGRESSIONAL DISTRICT	FLMA REGION
VA/NC -- Virginia/North Carolina													
BLRI_ES(3)	FY2016	VA/NC	Various	Blue Ridge Parkway	Conduct Slope Stability Study FY16	MISC	FLTP	Between \$25,000 and \$100,000	Title 23	EFLHD	Planned	_VARIOUS	NPS_SE

Approval signature is shown on the first page packet only.  
This listing reflects all newly identified and programmed and/or modified projects as of March 10, 2016 - Changes highlighted in green.




**FY2016 - FY2019 Transportation Improvement Program**  
Federal Highway Administration  
Eastern Federal Lands Highway Division  
Mid-Year Update (Reflects Additional Projects Since October 1, 2015)

Last Printed:10Mar16

PROJECT	PROGRAM FISCAL YEAR	STATE	COUNTY	PARK, REFUGE, FOREST OR OTHER PARTNER/AGENCY	DESCRIPTION	TYPE OF WORK	PRIMARY FUND SOURCE	PROGRAM AMOUNT (RANGE)	FUNDS FROM TITLE	DELIVERED BY	PHASE	CONGRESSIONAL DISTRICT	FLMA REGION
<b>VI -- Virgin Islands</b>													
VIIS_20(1)	FY2016	VI	St John	Virgin Islands National Park	North Shore Road Repair VI-40 Ft Gabion Wall	LSR_3RL	FLTP	Between \$100,000 and \$250,000	Title 23	EFLHD	Under Construction	VI-98	NPS_SE
VI_38(2)_C1	FY2016	VI	St. Thomas	US Virgin Islands Department of Public Works	Raphune Hill Widening/Intersection Improvements Contract 1	3RH_3RL	TERRITORIAL HIGHWAY FUNDS	Between \$5,000,000 and \$10,000,000	Title 23	EFLHD	In Acquisition	VI-98	X_NA_OTH
VI_A30(001)	FY2016	VI	St. Thomas	US Virgin Islands Department of Public Works	Turpentine Run Bridge Approaches Project	4R	TERRITORIAL HIGHWAY FUNDS	Between \$5,000,000 and \$10,000,000	Title 23	EFLHD	In Design	VI-98	X_NA_OTH
VI_38(2)_C2	FY2017	VI	St. Thomas	US Virgin Islands Department of Public Works	Raphune Hill Road and Rte 381 intersection improvements - Contract 2	NEW	TERRITORIAL HIGHWAY FUNDS	Between \$1,000,000 and \$5,000,000	Title 23	EFLHD	In Design	VI-98	X_NA_OTH
VI_DCP_34(1)	FY2017	VI	St. Thomas	US Virgin Islands Department of Public Works	Improvements to Rte. 30 (Veterans Drive) from West of Hospital Gade to Long Bay Road	3RL_NEW	REIMB	More than \$10,000,000	Title 23	EFLHD	In Design	VI-98	X_NA_OTH
VI_38(2)_C3	FY2019	VI	St. Thomas	US Virgin Islands Department of Public Works	Raphune Hill Rd (Rte 38) widdening and improvement between the Contact 1 and 2 (0.7 mile)	3RH	TERRITORIAL HIGHWAY FUNDS	More than \$10,000,000	Title 23	EFLHD	In Design	VI-98	X_NA_OTH

Approval signature is shown on the first page packet only.  
This listing reflects all newly identified and programmed and/or modified projects as of March 10, 2016 - Changes highlighted in green.

<div><div><div>FY2016 - FY2019 Transportation Improvement Program Federal Highway Administration Eastern Federal Lands Highway Division Mid-Year Update (Reflects Additional Projects Since October 1, 2015)</div></div><div>Last Printed:10Mar16</div></div>														
PROJECT	PROGRAM FISCAL YEAR	STATE	COUNTY	PARK, REFUGE, FOREST OR OTHER PARTNER/AGENCY	DESCRIPTION	TYPE OF WORK	PRIMARY FUND SOURCE	PROGRAM AMOUNT (RANGE)	FUNDS FROM TITLE	DELIVERED BY	PHASE	CONGRESSIONAL DISTRICT	FLMA REGION	
VT -- Vermont														
VT_FLAP_WDSTK_TRL(1)	FY2016	VT	Windsor	Marsh-Billings-Rockefeller National Historical Park	Reconstruct & improve the trails supporting rockwork, surface safety, and historical preservation.	MISC	FLAP	Between \$100,000 and \$250,000	Title 23	LOCAL	Planned	VT-00	NPS_NE	



FY2016 - FY2019 Transportation Improvement Program  
Federal Highway Administration  
Eastern Federal Lands Highway Division  
Mid-Year Update (Reflects Additional Projects Since October 1, 2015)

Last Printed:10Mar16

PROJECT	PROGRAM FISCAL YEAR	STATE	COUNTY	PARK, REFUGE, FOREST OR OTHER PARTNER/AGENCY	DESCRIPTION	TYPE OF WORK	PRIMARY FUND SOURCE	PROGRAM AMOUNT (RANGE)	FUNDS FROM TITLE	DELIVERED BY	PHASE	CONGRESSIONAL DISTRICT	FLMA REGION
WI -- Wisconsin													
FW_HORI_2018	FY2018	WI	Dodge	Horicon National Wildlife Refuge	Pavement Preservation	2R	FLTP	Between \$500,000 and \$1,000,000	Title 23	FWS	Planned	WI-06	FWS_R3
FW_NECE_2013226939	FY2018	WI	Juneau	Necedah National Wildlife Refuge	Rehabilitate Hanson-Spencer Robinson Bridge & Camp Road Bridge.	BRRH	FLTP	Between \$25,000 and \$100,000	Title 23	FWS	Planned	WI-03	FWS_R3
FW_IRRI_10(1)	FY2019	WI	Bayfield	Iron River National Fish Hatchery	Rehabilitate Entrance Road (Route 10) and Public Parking Area (Route 900).	3RH_3RL	FLTP	Between \$1,000,000 and \$5,000,000	Title 23	EFLHD	Planned	WI-07	FWS_R3
WI_FLAP_RUSL_LSB(1)	FY2016	WI	Bayfield	Apostle Islands National Lakeshore	Rehabilitation and safety enhancements of a 2.6 mile segment of Little Sand Bay Road	3RL	FLAP	Between \$500,000 and \$1,000,000	Title 23	STATE	Planned	WI-07	NPS_MW
WI_FLAP_BFLD_CTHM(1)	FY2016	WI	Bayfield	Chequamegon-Nicolet National Forest	Reconditioning/pavement replacement of 4.5 miles of CTH M	3RL	FLAP	Between \$1,000,000 and \$5,000,000	Title 23	STATE	Planned	WI-07	USFS_R9
WI_FLAP_SWYR_CTHS(1)	FY2016	WI	Sawyer	Chequamegon- Nicolet National Forest	Reconditioning/pavement replacement of 2.68 miles of CTH S	3RL	FLAP	Between \$1,000,000 and \$5,000,000	Title 23	STATE	Planned	WI-07	USFS_R9
WI_FLAP_TYLR_CTHM(1)	FY2016	WI	Taylor	Chequamegon- Nicolet National Forest	Reconditioning/pavement replacement of 3.2 miles of CTH M from Brush Creek Road to Wintersports Road	3RL	FLAP	Between \$1,000,000 and \$5,000,000	Title 23	STATE	Planned	WI-07	USFS_R9

Approval signature is shown on the first page packet only.  
This listing reflects all newly identified and programmed and/or modified projects as of March 10, 2016 - Changes highlighted in green.



**FY2016 - FY2019 Transportation Improvement Program**  
Federal Highway Administration  
Eastern Federal Lands Highway Division  
Mid-Year Update (Reflects Additional Projects Since October 1, 2015)

ast Printed:10Mar16

PROJECT	PROGRAM FISCAL YEAR	STATE	COUNTY	PARK, REFUGE, FOREST OR OTHER PARTNER/AGENCY	DESCRIPTION	TYPE OF WORK	PRIMARY FUND SOURCE	PROGRAM AMOUNT (RANGE)	FUNDS FROM TITLE	DELIVERED BY	PHASE	CONGRESSIONAL DISTRICT	FLMA REGION
<b>WV -- West Virginia</b>													
FW_CAVA_102(1)	FY2018	WV	Tucker	Canaan Valley National Wildlife Refuge	Major reconstruction of Camp 70 Road (Route 102), and new parking area at Mile Post 1.0 (Route 913)	4R	FLTP	Between \$250,000 and \$500,000	Title 23	EFLHD	In Design	WV-01	FWS_R5
NERI_BMS(1)	FY2017	WV	Fayette, Raleigh	New River Gorge National River	Repair/rehab structures 4780-002P, -003P, -015P and 4780-021S	BRRH	FLTP	Between \$500,000 and \$1,000,000	Title 23	EFLHD	In Design	WV-03	NPS_NE
NP_NER_PMS_WV(1)	FY2017	WV	Raleigh	New River Gorge National River	Pavement Preservation on Route 202ZZ and various parking lots	2R	FLTP	Between \$500,000 and \$1,000,000	Title 23	EFLHD	Planned	WV-03	NPS_NE

Approval signature is shown on the first page packet only.  
This listing reflects all newly identified and programmed and/or modified projects as of March 10, 2016 - Changes highlighted in green.



FY2016 - FY2019 Transportation Improvement Program  
Federal Highway Administration  
Eastern Federal Lands Highway Division  
Mid-Year Update (Reflects Additional Projects Since October 1, 2015)

Last Printed:10Mar16

PROJECT	PROGRAM FISCAL YEAR	STATE	COUNTY	PARK, REFUGE, FOREST OR OTHER PARTNER/AGENCY	DESCRIPTION	TYPE OF WORK	PRIMARY FUND SOURCE	PROGRAM AMOUNT (RANGE)	FUNDS FROM TITLE	DELIVERED BY	PHASE	CONGRESSIONAL DISTRICT	FLMA REGION
ZZ -- Multiple States													
NCR_PMS_WV(1)_MD(1)	FY2016	ZZ	Jefferson, Frederick	Harpers Ferry National Historical Site	NP NCR PMS WV(1), MD(1) Pavement Management HAFE and MONO	2R	FLTP	Between \$500,000 and \$1,000,000	Title 23	EFLHD	In Acquisition	WV-06	NPS_NC
UPDE_10(1)	FY2016	ZZ	Pike (PA) and Sullivan (NY)	Upper Delaware Scenic and Recreational River	Roebbling Rd & D&H Canal Aqueduct Bridge (4870-001P) Rehabilitation.	3RL_BRRH	FLTP	Between \$500,000 and \$1,000,000	Title 23	EFLHD	In Acquisition	_VARIOUS	NPS_NE
SER_BMS_FY16(1)	FY2016	ZZ	Various	Various	REGION-WIDE BRIDGE PREVENTATIVE MAINTENANCE PROJECTS	1R	FLTP	Between \$500,000 and \$1,000,000	Title 23	EFLHD	In Design	_VARIOUS	NPS_SE
SER_PMS_FY16(2)	FY2016	ZZ	Various	Various	Pavement Preservation at Southeastern Coastal Parks in FL, GA, SC	2R	FLTP	Between \$500,000 and \$1,000,000	Title 23	EFLHD	In Design	_VARIOUS	NPS_SE
SER_BMS_FY17(1)	FY2017	ZZ	Various	Various	REGION-WIDE BRIDGE PREVENTATIVE MAINTENANCE PROJECTS	1R	FLTP	Between \$500,000 and \$1,000,000	Title 23	EFLHD	In Design	_VARIOUS	NPS_SE
SER_PMS_FY17	FY2017	ZZ	Various	Various	Pavement Preservation Projects for Small Parks in GA and AL	2R	FLTP	Between \$1,000,000 and \$5,000,000	Title 23	EFLHD	In Design	_VARIOUS	NPS_SE
SER_BMS_FY18(1)	FY2018	ZZ	Various	Various	REGION-WIDE BRIDGE PREVENTATIVE MAINTENANCE PROJECTS	1R	FLTP	Between \$500,000 and \$1,000,000	Title 23	EFLHD	Planned	_VARIOUS	NPS_SE
SER_PMS_FY18	FY2018	ZZ	Various	Various	Pavement Preservation Projects for Small Parks	2R	FLTP	Between \$1,000,000 and \$5,000,000	Title 23	EFLHD	Planned	_VARIOUS	NPS_SE
SER_BMS_FY19(1)	FY2019	ZZ	Various	Various	REGION-WIDE BRIDGE PREVENTATIVE MAINTENANCE PROJECTS	1R	FLTP	Between \$500,000 and \$1,000,000	Title 23	EFLHD	In Design	_VARIOUS	NPS_SE

Approval signature is shown on the first page packet only.  
This listing reflects all newly identified and programmed and/or modified projects as of March 10, 2016 - Changes highlighted in green.