

ANNUAL USE ESTIMATE OF THE REGIONAL PARKS SYSTEM FOR 2015

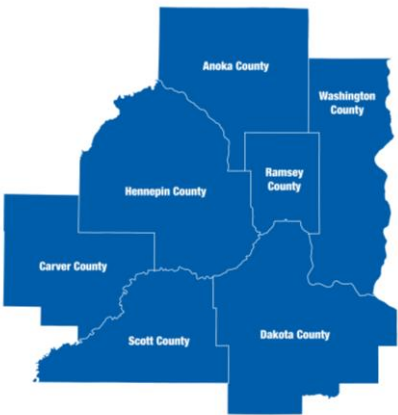
BASED ON A FOUR-YEAR AVERAGE OF VISIT DATA FROM 2012 THROUGH 2015



The Council’s mission is to foster efficient and economic growth for a prosperous metropolitan region

Metropolitan Council Members

Adam Duinick	Chair	Edward Reynoso	District 9
Katie Rodriguez	District 1	Marie McCarthy	District 10
Lona Schreiber	District 2	Sandy Rummel	District 11
Jennifer Munt	District 3	Harry Melander	District 12
Deb Barber	District 4	Richard Kramer	District 13
Steve Elkins	District 5	Jon Commers	District 14
Gail Dorfman	District 6	Steven T. Chávez	District 15
Gary L. Cunningham	District 7	Wendy Wulff	District 16
Cara Letofsky	District 8		



The Metropolitan Council is the regional planning organization for the seven-county Twin Cities area. The Council operates the regional bus and rail system, collects and treats wastewater, coordinates regional water resources, plans and helps fund regional parks, and administers federal funds that provide housing opportunities for low- and moderate-income individuals and families. The 17-member Council board is appointed by and serves at the pleasure of the governor.

On request, this publication will be made available in alternative formats to people with disabilities. Call Metropolitan Council information at 651-602-1140 or TTY 651-291-0904.

Table of Contents

Introduction	1
Table 1: 2015 Visitation Estimate.....	5
Table 2: Special event counts for 2015	11
Table 3: Comparison of 2014 and 2015 visitation.....	28
Table 4: Comparison of 2014 and 2015 park vs. trail visitation.....	28
Table 5: Most-visited regional parks and trails - 2015.....	29
Table 6: Urban parks visitation - 2015.....	29
Table 7: Como visitation – park and zoo/conservatory special recreation feature.....	29
Table 8: Visitation estimates by agency for operations and maintenance formula purposes.....	30
Table 9: Regional Parks System units sample counted 2015	31
Table 10: Comparison of estimated visits at the agency level from 2009 to 2015.....	32
Table 11: Top activities in the Regional Park System	33
Table 12: Visitor origin by agency	34
Table 13: Local and non-local visits by agency	35
Acknowledgements.....	36

Introduction

The seven-county Twin Cities metropolitan area is home to a system of regional parks and trails that are nationally renowned for their beauty, size and variety of features. With 54 regional parks and preserves, comprising nearly 55,000 acres, approximately 350 miles of interconnected trails, and eight special recreation features, the system provides a wealth of opportunities for recreation, exercise, and just plain fun. It also preserves significant green space and wildlife habitat.

The Regional Parks System draws more than 47 million visits every year—more than the Mall of America—and makes communities in the region more vital and attractive.

The Regional Parks System

The Regional Parks System is operated by 10 partner agencies, including cities, counties, and special park districts, which work with the Council to protect natural resources and provide outdoor recreation for public enjoyment. The Council provides long-range system planning, investment, and coordination.

Highlights of the 2015 Report

The Metropolitan Council produces a Regional Parks System visit estimate annually. This report highlights the estimated number of visits to the Metropolitan Regional Parks System for 2015. Visit data is collected within each unit, 101 park and trails overall, and extrapolated to produce an annual estimate. A few highlights follow:

- An estimated 47.3 million were made to the Metropolitan Regional Parks System in 2015.
- Annual visits decreased 1.3% from 2014 to 2015. The use estimate is based on four years of data to moderate any sharp increase or drop in a particular given year. However, in 2011, many parks and trails had a high number of visits, which were not included in the current year's estimate. Similar small declines in the annual estimate occurred in 2006 and 2009.



*Chain of Lakes Regional Park,
Minneapolis Park & Recreation
Board*

47.3 Million

**Visits to the Regional
Parks System in 2015**



*Lake Elmo Park Reserve,
Washington County*

- Since 2005, annual visits have increased by over 14 million. During that same timeframe, a total of 24 additional regional parks, park reserves, special recreation features and regional trails were added to the Regional Parks System.



*Elm Creek Park Reserve,
Three Rivers Park District*

- Overall, 27% of all visits in 2015 were to regional trails and 73% were visits to regional parks, park reserves and special recreation features.
- Although Anoka County Riverfront, Minneapolis Chain of Lakes, and Mississippi Gorge are regional parks, the majority of visits to these parks are for trail use. If the trail visits to these regional parks were included in the trail totals, 40% of all 2015 visits were to regional trails.
- Approximately 54% of all estimated visits occurred in regional parks and trails in Minneapolis and Saint Paul.
- The share of visits to Minneapolis and Saint Paul parks and trails in the regional system has decreased over time. The decrease is likely due to the addition of park and trail facilities and population growth occurring outside the two cities.

- Park visits increased most significantly in Anoka County regional parks and trails, where visits increased 5.4% from the preceding year.
- Three Rivers-Scott County and Ramsey County saw the most significant decline in visits to their regional parks and trails from the preceding year (-14.8% and -14.2%, respectively).
- In 2015, the Minneapolis Chain of Lakes Regional Park was the most frequently visited Regional Park, with nearly 5.1 million visits. The table below illustrates the five most-visited regional parks, trails and special recreation features in 2015.

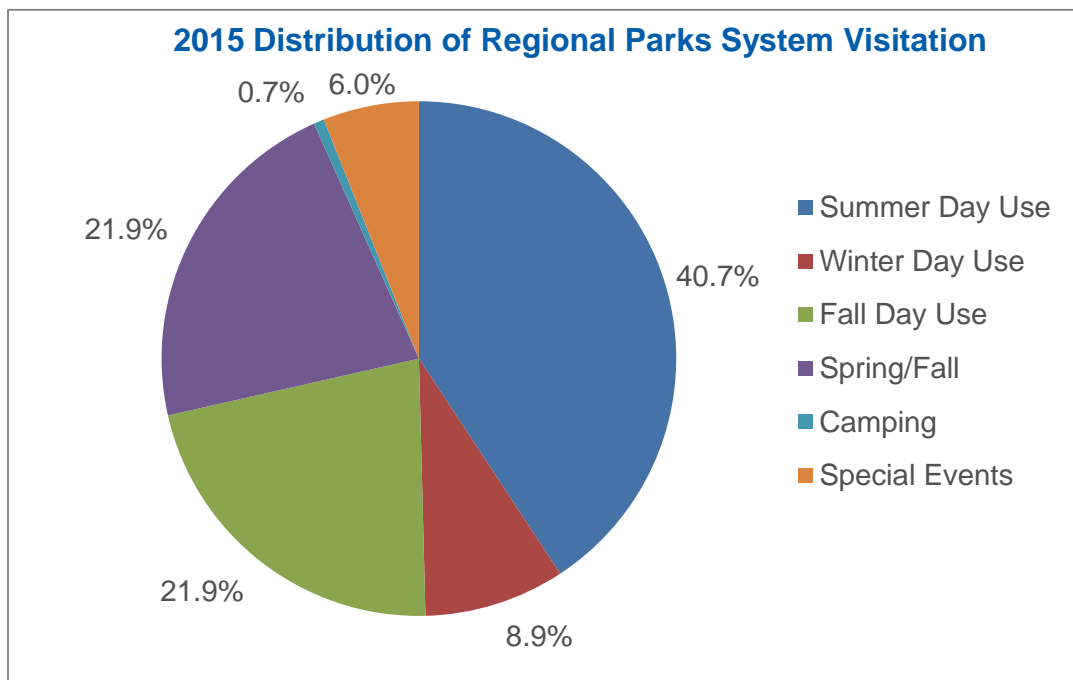


*Spring Lake Park Reserve,
Dakota County*

The Top-Five Most Frequently Visited Parks in Regional Parks System.

<i>Regional Park/Reserve/Trail</i>	<i>2015 Visits</i>
1. Minneapolis Chain of Lakes Regional Park	5,101,700
2. Como Regional Park, Zoo and Conservatory Special Recreation Feature	4,345,000
3. Mississippi Gorge Regional Park	2,720,500
4. Central Mississippi Riverfront Regional Park	2,115,500
5. Minnehaha Regional Park	1,717,600

- The most popular time to visit regional parks is during the summer months (41%).



- Based on the *Metropolitan Council Regional Parks and Trails Survey 2008*, 55% of all visits to regional parks and trails are considered “local” visits. A local visit is defined as a visit to a park or trail by a person who lives within the jurisdiction of the park agency that owns or operates that park or trail. Conversely, 45% of all visits to regional parks and trails are “non-local” visits, which demonstrate that the system serves a regional audience.

How the Annual Use Estimate is Calculated



Chain of Lakes Regional Park,
Minneapolis Park & Recreation
Board

One person entering a park or trail one time constitutes one visit. If a person visits a park or trail once each week for a year, that is considered to be 52 visits to that park or trail.

Counting Park and Trail Visits

The annual use estimate is based on the average of four years (2012 – 2015) of summer counts of bikers, pedestrians, horse-riders, boats, vehicles, and charter buses that enter the park through recognized park entrances. People in vehicles and buses are not counted individually. To determine the number of people entering in vehicles or buses, a person-per-vehicle average is multiplied by the number of vehicles or buses in each sample count. The person-per-vehicle averages come from the *Metropolitan Council Regional Parks and Trails Survey 2008*.

Counts are taken in two-hour samples between Memorial Day and Labor Day. Two-hour samples begin at 8 a.m., 10 a.m., 12 p.m., 2 p.m., 4 p.m. and 6 p.m. The entrances and times are randomly chosen, with the samples split evenly between weekdays and weekends. To accurately estimate summer use, at least 25 samples on weekends and 25 samples on weekdays in each park and trail are necessary, but it is cost-prohibitive to do 50 samples per park and trail every year.

Averaging Counts to Reduce Anomalies

The samples for the current year and the three previous years are combined to determine the annual use for each park and trail. For each year, at least 16 samples are drawn for each park and trail. The four-year approach results in a minimum of 32 samples on weekends and 32 samples on weekdays, which meets the statistical requirements for estimated visits.



*Bunker Hills Regional Park,
Anoka County*

Season Calculations and Additional Data

Summer visitation is calculated by taking the total number of people entering the park during each sample and multiplying it by the number of entrances and time slots that sample represents. Winter, spring and fall seasonal visitation estimates are then calculated from the summer visitation using seasonal multiplier data derived from the *Metropolitan Council Regional Parks and Trails Survey 2008*.

Camping visits are also added to the annual estimate. A camping visit is defined as a camper in the park for any part of a day, so a family of four who camped one night would be counted as 8 total visits. Special events are also added to the annual use estimate when the attendance was greater than 300 people and the event did not take place during the sample counts. If sample counts occurred during a special event, counts were not included in the estimate. Camping and special event data are not averaged across four years since the implementing agencies have records reflecting those types of visits on an annual basis.



*Baylor Regional Park,
Carver County*

The four-year approach reduces the effect of extreme weather, construction, temporary closures or other anomalies on each park's estimated visitation. The annual estimate makes no attempt to correct for overestimates for temporary closures or underestimates for facility additions. All agencies in the regional system are adding desirable facilities and experiencing temporary closures of facilities that are being redeveloped. Therefore, it is believed that the four-year average has negligible effects when comparing visitation across agencies.

**The Regional Parks
System Annual Use
Estimate has been
calculated since
1995**



*Como Park,
Saint Paul*

Table 1: 2015 Visitation Estimate

	Summer	Winter		Spring/Fall		Other ¹			
Agency/Park	visits (1,000's)	use multiplier	visits (1,000's)	use multiplier	visits (1,000's)	Camping (1,000's)	Special Events (1,000's)	Total Visits (1,000's)	O & M ² Grant Adjustments
ANOKA COUNTY:									
Anoka Co. Riverfront RP ³	77.9	0.245	19.1	1.054	82.1	0.0	0.0	179.1	
Bunker Hills RP	182.1	0.178	32.4	0.957	174.3	21.8	219.7	630.3	
Bunker Hills-Chain of Lakes RT	39.8	0.306	12.2	1.317	52.4	0.0	0.0	104.3	
Central Anoka RT	33.4	0.306	10.2	1.317	43.9	0.0	0.0	87.5	
Coon Creek RT	67.9	0.306	20.8	1.317	89.5	0.0	0.0	178.2	
Coon Rapids Dam RP	193.7	0.178	34.5	0.957	185.4	0.0	21.8	435.4	
East Anoka County RT	39.1	0.306	12.0	1.317	51.5	0.0	0.0	102.6	
Lake George RP	88.1	0.178	15.7	0.957	84.3	0.0	4.7	192.8	
Martin-Island-Linwood Lakes RP	60.7	0.178	10.8	0.957	58.1	0.0	3.4	133.0	
Mississippi River RT	61.3	0.306	18.8	1.317	80.7	0.0	0.0	160.7	
Mississippi West RP	91.0	0.178	16.2	0.957	87.1	0.0	0.0	194.4	
Rice Creek Chain of Lakes PR	166.2	0.178	29.6	0.957	159.0	17.8	45.7	418.3	
Rice Creek North RT	63.7	0.306	19.5	1.317	83.9	0.0	0.0	167.2	
Rice Creek West RT	125.2	0.306	38.3	1.317	164.9	0.0	1.2	329.6	
Rum River RT	22.7	0.306	7.0	1.317	29.9	0.0	0.0	59.6	
Rum River Central RP	30.8	0.178	5.5	0.957	29.5	0.0	0.6	66.3	
RP/PR/SRF subtotals	890.6		163.7		859.8	39.6	295.9	2,249.7	
RT subtotals	453.2		138.7		596.8	0.0	1.2	1,189.8	
Subtotal:	1,343.8		302.4		1,456.6	39.6	297.1	3,439.5	3,439.499
	Summer	Winter		Spring/Fall		Other ¹			
Agency/Park	visits (1,000's)	use multiplier	visits (1,000's)	use multiplier	visits (1,000's)	Camping (1,000's)	Special Events (1,000's)	Total Visits (1,000's)	O & M ² Grant Adjustments
BLOOMINGTON:									
Bush and Normandale Lakes RP	278.7	0.178	49.6	0.957	266.8	0.0	66.1	661.2	
Subtotal:	278.7		49.6		266.8	0.0	66.1	661.2	661.231
	Summer	Winter		Spring/Fall		Other ¹			
Agency/Park	visits (1,000's)	use multiplier	visits (1,000's)	use multiplier	visits (1,000's)	Camping (1,000's)	Special Events (1,000's)	Total Visits (1,000's)	O & M ² Grant Adjustments
CARVER COUNTY:									
Baylor RP	21.2	0.178	3.8	0.957	20.3	19.1	9.0	73.4	
Dakota Rail RT ⁴	58.4	0.000	0.0	1.317	77.0	0.0	1.1	136.5	
Lake Waconia RP	41.1	0.178	7.3	0.957	39.3	0.0	16.8	104.5	
Lake Minnewashta RP	68.8	0.178	12.3	0.957	65.9	0.0	5.6	152.5	
Minnesota River Bluffs RT	65.5	0.000	0.0	1.317	86.3	0.0	0.0	151.8	
Southwest RT ⁵	29.0	0.000	0.0	1.317	38.2	0.0	0.3	67.5	
RP/PR/SRF subtotals	131.1		23.3		125.5	19.1	31.4	330.4	
RT subtotals	153.0		0.0		201.5	0.0	18.2	355.8	
Subtotal:	284.1		23.3		327.0	19.1	49.6	686.2	686.240
Notes:									
All visits are listed in units of 1,000 (for example, "50.5" is equivalent to 50,500 visits). Subtotals are rounded.									
RP = Regional Park; PR = Park Reserve; RT = Regional Trail; SRF = Special Recreation Feature									
¹ Camping is in "visitor-days," where each visit is one person in the park for one day. A family of four staying one night would have 8 visitor-days. Special events include events over 300 and any unusual park-specific situations. Special events and situations are detailed in Table 2.									
² O & M = Operations and Maintenance									
³ In this park the majority of users are trail users. The multipliers were adjusted to reflect the mix of trail and park use.									
⁴ 3rd year sampled									
⁵ 2nd year sampled									

9

⁴ In this park the majority of users are trail users. The multipliers were adjusted to reflect the mix of trail and park use.

² O & M = Operations and Maintenance

Table 1: 2015 Visitation Estimate

	Summer	Winter		Spring/Fall		Other ¹			
Agency/Park	visits (1,000's)	use multiplier	visits (1,000's)	use multiplier	visits (1,000's)	Camping (1,000's)	Special Events (1,000's)	Total Visits (1,000's)	O & M ² Grant Adjustments
SCOTT COUNTY:									
Cedar Lake Farm RP	15.1	0.000	0.0	0.160	2.4	1.2	9.9	28.6	
Scott County RT	90.8	0.306	27.8	1.317	119.6	0.0	0.0	238.2	
Spring Lake RP ³	30.2	0.178	5.4	0.957	28.9	0.0	0.9	65.3	
RP/PR/SRF subtotals	45.2		5.4		31.3	1.2	10.8	93.8	
RT subtotals	90.8		27.8		119.6	0.0	0.0	238.2	
Subtotal:	136.0		33.2		150.9	1.2	10.8	332.1	332.078
	Summer	Winter		Spring/Fall		Other ¹			
Agency/Park	visits (1,000's)	use multiplier	visits (1,000's)	use multiplier	visits (1,000's)	Camping (1,000's)	Special Events (1,000's)	Total Visits (1,000's)	O & M ² Grant Adjustments
THREE RIVERS - SCOTT COUNTY:									
Cleary Lake RP	98.9	0.178	17.6	0.957	94.6	13.4	5.3	229.8	
Murphy-Hanrehan PR	32.6	0.178	5.8	0.957	31.2	0.4	2.6	72.6	
RP/PR/SRF subtotals	131.5		23.4		125.8	13.8	7.9	302.4	
RT subtotals	0.0		0.0		0.0	0.0	0.0	0.0	
Subtotal:	131.5		23.4		125.8	13.8	7.9	302.4	302.427
Notes:									
All visits are listed in units of 1,000 (i.e., "50.5" is equivalent to 50,500 visits). Subtotals are rounded.									
RP = Regional Park; PR = Park Reserve; RT = Regional Trail; SRF = Special Recreation Feature									
¹ Camping is in "visitor-days," where each visit is one person in the park for one day. A family of four staying one night would have 8 visitor-days. Special events include events over 300 and any unusual park-specific situations. Special events and situations are detailed in Table 2.									
² O & M = Operations and Maintenance									
³ 3 rd year sampled									

Table 1: 2015 Visitation Estimate

	Summer	Winter		Spring/Fall		Other ¹			
Agency/Park	visits (1,000's)	use multiplier	visits (1,000's)	use multiplier	visits (1,000's)	Camping (1,000's)	Special Events (1,000's)	Total Visits (1,000's)	O & M ² Grant Adjustments
THREE RIVERS PARK DISTRICT:									
Baker PR	169.6	0.178	30.2	0.957	162.3	91.5	32.0	485.6	
Bassett Creek RT	40.1	0.306	12.3	1.317	52.8	0.0	0.0	105.2	
Bryant Lake RP	197.8	0.178	35.2	0.957	189.3	0.0	1.5	423.9	
Carver PR	116.8	0.178	20.8	0.957	111.8	29.7	19.0	298.0	
Cedar Lake LRT RT	280.1	0.306	85.7	1.317	368.9	0.0	0.9	735.6	
Clifton French RP	260.9	0.178	46.4	0.957	249.7	0.0	13.7	570.8	
Coon Rapids Dam RP	116.2	0.178	20.7	0.957	111.2	0.0	5.4	253.4	
Crow-Hassan PR	24.7	0.178	4.4	0.957	23.6	3.9	0.1	56.7	
Dakota Rail RT	217.5	0.000	0.0	1.317	286.5	0.0	0.8	504.8	
Eagle Lake RP	32.6	0.178	5.8	0.957	31.2	0.0	0.0	69.6	
Elm Creek PR	420.8	0.178	74.9	0.957	402.7	2.5	150.8	1,051.8	
Fish Lake RP	147.4	0.178	26.2	0.957	141.0	0.0	2.2	316.8	
Gale Woods SRF	42.1	0.178	7.5	0.957	40.3	0.0	23.4	113.2	Downhill ski -136.6
Hyland Lake PR	313.8	0.178	55.9	0.957	300.3	2.0	255.5	927.4	
Kingswood SRF ³	0.4	0.178	0.1	0.957	0.4	0.0	0.0	0.9	
Lake Independence RT	27.0	0.306	8.3	1.317	35.6	0.0	0.0	70.8	
Lake Minnetonka RP	96.8	0.178	17.2	0.957	92.7	0.0	1.2	208.0	
Lake Minnetonka Islands RP ⁴	65.0	n/a	0.0	n/a	0.0	0.0	0.0	65.0	
Lake Minnetonka LRT RT	167.5	0.306	51.2	1.317	220.6	0.0	2.2	441.5	
Lake Rebecca PR	79.8	0.178	14.2	0.957	76.4	5.0	7.3	182.7	
The Landing ⁵	3.0	n/a	0.0	n/a	0.0	0.0	14.7	17.7	
Luce Line RT	190.1	0.306	58.2	1.317	250.4	0.0	0.0	498.7	
Medicine Lake RT	240.1	0.306	73.5	1.317	316.2	0.0	1.4	631.1	
Minnesota River Bluffs LRT RT	92.8	0.306	28.4	1.317	122.2	0.0	0.7	244.1	
Nine Mile Creek RT ⁶	49.1	0.306	15.0	1.317	64.7	0.0	0.0	128.8	
Noerenberg Gardens SRF	21.9	0.000	0.0	0.957	20.9	0.0	0.0	42.8	
North Cedar Lake RT	159.1	0.306	48.7	1.317	209.5	0.0	0.0	417.3	
North Mississippi RP	26.7	0.178	4.8	0.957	25.5	0.0	8.4	65.4	
Northeast Diagonal RT	20.7	0.306	6.3	1.317	27.3	0.0	0.0	54.4	
Rush Creek RT	108.4	0.306	33.2	1.317	142.8	0.0	0.0	284.4	
Shingle Creek RT	109.8	0.306	33.6	1.317	144.6	0.0	0.0	287.9	
Silverwood SRF	103.2	0.178	18.4	0.957	98.7	0.0	17.6	237.8	
Twin Lakes RT	39.8	0.306	12.2	1.317	52.4	0.0	0.0	104.3	
RP/PR/SRF subtotals	2,239.4		382.6		2,078.1	134.6	552.8	5,387.6	
RT subtotals	1,742.1		466.5		2,294.3	0.0	5.9	4,508.9	
Subtotal:	3,981.5		849.1		4,372.4	134.6	558.7	9,896.5	9,759.873
Three Rivers-Scott & Three Rivers Park District Subtotal:	4,113.0		872.5		4,498.2	148.4	566.6	10,198.9	10,062.300
Notes:									
All visits are listed in units of 1,000 (for example, "50.5" is equivalent to 50,500 visits). Subtotals are rounded.									
RP = Regional Park; PR = Park Reserve; RT = Regional Trail; SRF = Special Recreation Feature									
¹ Camping is in "visitor-days," where each visit is one person in the park for one day. A family of four staying one night would have 8 visitor-days. Special events include events over 300 and any unusual park-specific situations. Special events and situations are detailed in Table 2.									
² O & M = Operations and Maintenance									
³ 1st year sampled									
⁴ Lake Minnetonka Islands total annual visitation data is provided from Three Rivers and is not based on the Metropolitan Council sample.									
⁵ The Landing total annual visitation is provided from Three Rivers and is not based on the Metropolitan Council sample. Park visitors enter through the Visitor's Center, where staff records the number of visitors. Special events are accounted for through the park's reservation system and are not duplicative of the general annual visitation reported. It was also the third year sampled.									
⁶ 2 nd year sampled									

Table 1: 2015 Visitation Estimate

	Summer	Winter		Spring/Fall		Other ¹			
Agency/Park	visits (1,000's)	use multiplier	visits (1,000's)	use multiplier	visits (1,000's)	Camping (1,000's)	Special Events (1,000's)	Total Visits (1,000's)	O & M ² Grant Adjustments
WASHINGTON COUNTY									
Big Marine PR	98.2	0.178	17.5	0.957	94.0	0.0	0.8	210.4	
Cottage Grove Ravine RP	30.4	0.178	5.4	0.957	29.1	0.0	1.8	66.6	
Hardwood Creek RT	96.0	0.306	29.4	1.317	126.4	0.0	21.5	273.3	
Lake Elmo PR	240.6	0.178	42.8	0.957	230.3	27.1	13.2	554.0	
Pine Point RP	43.2	0.178	7.7	0.957	41.3	0.0	3.0	95.2	
Square Lake SRF	45.3	0.000	0.0	0.957	43.4	0.0	1.5	90.2	
St. Croix Bluffs RP	44.3	0.178	7.9	0.957	42.4	16.6	3.3	114.5	
RP/PR/SRF subtotals	502.0		81.3		480.4	43.7	23.5	1,130.8	
RT subtotals	96.0		29.4		126.4	0.0	21.5	273.3	
Subtotal:	598.0		110.7		606.8	43.7	45.0	1,404.1	1,404.111
REGIONAL TOTALS									
	Summer	Winter		Spring/Fall		Other ¹			
Agency/Park	visits (1,000's)		visits (1,000's)		visits (1,000's)	Camping (1,000's)	Special Events (1,000's)	Total Visits (1,000's)	O & M ² Grant Adjustments
RP/PR/SRF subtotals	14,517.3		2,838.2		14,400.6	309.1	2,719.7	34,784.9	
RT subtotals	4,828.7		1,364.2		6,359.4	0.0	145.1	12,680.6	
REGIONAL TOTALS	19,346.0		4,202.4		20,760.0	309.1	2,864.7	47,465.5	47,328.887
Notes:									
All visits are listed in units of 1,000 (for example, "50.5" is equivalent to 50,500 visits). Subtotals and totals are rounded.									
RP = Regional Park; PR = Park Reserve; RT = Regional Trail; SRF = Special Recreation Feature									
¹ Camping is in "visitor-days," where each visit is one person in the park for one day. A family of four staying one night would have 8 visitor-days. Special events include events over 300 and any unusual park-specific situations. Special events and situations are detailed in Table 2.									
² O & M = Operations and Maintenance									

Table 2: Special event counts for 2015

(Note: these events occurred at times that were specifically not sampled to avoid double-counting)

Agency/Park	Date	Event	Visits (1,000s)
ANOKA COUNTY:			
Anoka County Riverfront RP		None	-
Bunker Hills RP		TOTAL	219.7
Summer		Bunker Beach Visits (entrance not part of regular counts)	121.0
Summer		Bunker Park Stables (entrance not part of regular counts)	21.8
Year Long		Activity Center Usage (entrance not part of regular counts)	39.0
Year Long		Archery Center (entrance not part of regular counts)	23.5
April-October		Moms on the Run	4.0
Apr 11		Blaine Track and Field Programs Fun Run	0.3
May 16		Grace Lutheran 5k	0.3
May 22		Gillum Wedding	0.3
May 23		Veterans Memorial Picnic	0.4
May 30		Vaars Wedding and Reception	0.3
Jun 4		Blairs Tree of Hope	0.3
Jun 5		Anwatin Middle School	0.3
Jun 22		Northwoods Girl Scouts	0.5
Jul 12		Anoka County Employees Club	0.4
Jul 15		Minnesota Deaf Senior Citizens	0.3
Jul 25		Fryer Wedding	0.3
Jul 26		Peterson Wedding	0.3
Jul 27		Girl Scouts of Minnesota and Wisconsin	0.3
Jul 30		Measurement Specialties Company Picnic	0.3
Jul 31		Struffert Wedding	0.3
Aug 2		Uhaul	0.3
Aug 8		Rowland Family Reunion	0.3
Aug 9		Rowland Family Reunion day 2	0.3
Aug 15		International Brotherhood of Electrical Workers (IBEW) Local 292	1.5
Aug 20		Metropolitan Heart and Vascular	0.3
Aug 21		Gravening Wedding	0.3
Aug 29		Johnson Rehearsal Dinner	0.3
Aug 30		Morgan Family Picnic	0.3
Sep 5		Poppke Wedding	0.3
Sep 13		Cadwell Wedding	0.3
Sep 19		Missing Grace	1.0
Sep 26		Alexandra House	0.4
Bunker Hills-Chain of Lakes RT		None	-
Central Anoka County RT		None	-
Coon Creek RT		None	-
Coon Rapids Dam RP		TOTAL	21.8
Jan 16		Trout Opener	0.4
May 2		Kids Fishing Clinic	0.6
Jun 4		Concerts in the Park	1.0
Jun 6		Lero Wedding	0.3
Jun 11		Concerts in the Park	1.0
Jun 18		Concerts in the Park	1.0
Jun 20		Fedde Wedding	0.3
Jun 25		Concerts in the Park	9.0
Jul 2		Concerts in the Park	1.0
Jul 11		Gustafson Wedding	0.3
Jul 19		Concerts in the Park	1.0
Jul 16		Concerts in the Park	0.9
Jul 23		Concerts in the Park	1.0
Jul 30		Concerts in the Park	1.0
Aug 2		Grace Fellowship Church Picnic	0.3
Aug 6		Concerts in the Park	1.2
Aug 8		Gourley Wedding	0.3
Aug 11		Justins Gift	0.6
Aug 14		Boston Scientific Company Picnic	0.3
Aug 16		Dynamic Group	0.3
East Anoka County RT		None	-
Lake George RP		TOTAL	4.7
Summer		YMCA Camps	1.8
Winter		Snowmobile use through park	1.5
Feb 2 - 13		Outdoor Adventures St. Francis High School	0.3
May 4 - 29		Outdoor Adventures St. Francis High School	0.3
Jul 31		Anoka County Sheriffs Office fishing event	0.5
Sep 15 - Oct 3		Outdoor Adventures St. Francis High School	0.3
Martin-Island-Linwood Lakes RP		TOTAL	3.4
Winter		Snowmobile use through park	1.2
Year Long		Camp Salie usage	2.2

Table 2: Special event counts for 2015

(Note: these events occurred at times that were specifically not sampled to avoid double-counting)

Agency/Park	Date	Event	Visits (1,000s)
ANOKA COUNTY: continued			
Mississippi River RT		None	-
Mississippi West RP		None	-
Rice Creek Chain of Lakes PR		TOTAL	45.7
Winter		Snowmobile use through park	2.5
Summer		YMCA Camps	2.0
Year Long		Wargo Nature Center Attendance	39.0
Jan 31		Snowday Event	0.6
Feb 21		Centerville Lions Club Ice Fishing	1.2
Apr 25		Earth Day Event	0.4
Rice Creek North RT		None	-
Rice Creek West RT (Locke)		TOTAL	1.2
Sep 20		Art at Rice Creek	1.2
Rum River RT		None	-
Rum River Central RP		TOTAL	0.6
Aug 1		Massaquoio Wedding	0.3
Sep 12		Misty Roots	0.3
BLOOMINGTON:			
Bush and Normandale Lakes RP		TOTAL	66.1
May 16		5k Walk/Run	0.4
May 23		African Cultural Event	0.5
May 30		5k Walk/Run	0.4
Jun 6		Huntington's Disease 5k	0.6
Jun 7		Minnesota Oncology 5k	0.7
Jun 12		Movie in the Park	0.5
Jun 16		Minnesota Symphonic Winds Concert	0.4
Jun 18		Celtic Solstice	0.4
Jun 19		Movie in the Park	0.3
Jun 25		British Invasion Show	1.7
Jun 26		Movie in the Park	0.3
Jun 28		5k Walk/Run	0.3
Jul 3		Summer Fete	45.0
Jul 7		Bluegrass Concert	0.5
Jul 9		80's Music Explosion	1.2
Jul 10		Movie in the Park	0.5
Jul 11		Minnesota Credit Union Foundation 5k	0.6
Jul 12		Rental/Festival	0.3
Jul 16		Latin Music Festival	1.0
Jul 17		Movie in the Park	0.4
Jul 21		Dakota Valley Symphony Concert	0.4
Jul 23		Rockin Hollywoods Show	0.6
Jul 24		Movie in the Park	0.5
Jul 28		Bloomington Symphony Orchestra Concert	0.3
Jul 30		Suburban Country Show	0.8
Jul 31		Movie in the Park	0.3
Aug 6		Blues and Bar-B-Q	2.0
Aug 8		United Mitochondrial Disease Foundation 5k Walk/Run	0.4
Aug 14		Movie in the Park	0.3
Aug 15		Turner Syndrome 5k Walk/Run	0.4
Aug 21		Movie in the Park	0.5
Aug 22		Doggie Dash 5k	0.3
Aug 29		Glow Run	0.8
Sep 6		Air Force Band	0.3
Sep 19		Polycystic Kidney Disease 5k Walk/Run	0.5
Sep 26		Keller Williams 5k Walk/Run	0.3
Sep 27		Childhood Apraxia 5k Walk/Run	0.4
Oct 3		Pacer Center 5k Walk/Run	0.4
Oct 11		Unleash the She 5k	1.0
CARVER COUNTY:			
Baylor RP		TOTAL	9.0
Year Long		School Groups	0.9
Year Long		Minnesota Astronomical Society Events	4.4
Aug 24		Cross Country Meet	0.7
Aug 29		Cross Country Meet	0.3
Sep 15		Cross Country Meet	2.0
Oct 20		Cross Country Meet	0.7

Table 2: Special event counts for 2015

(Note: these events occurred at times that were specifically not sampled to avoid double-counting)

Agency/Park	Date	Event	Visits (1,000s)
CARVER COUNTY: continued			
Dakota Rail RT		TOTAL	1.1
	Apr 18	Walk on Waconia Event (split--Dakota Rail RT, Waconia RP)	0.3
	Jun 8	Waconia 1/2 Marathon & Endurance Events (split--Dakota Rail RT, Waconia RP)	0.5
	Aug 15	HITS Triathlon & Endurance Races (split--Dakota Rail RT, Waconia RP)	0.3
Lake Waconia RP		TOTAL	16.8
	Year Long	School Groups	1.5
	Jan 24	Snowrunners Vintage Snowmobile	4.5
	Jan 25	Snowrunners Vintage Snowmobile	4.5
	Apr 18	Walk on Waconia Event (split--Dakota Rail RT, Waconia RP)	0.3
	Jun 8	Waconia 1/2 Marathon & Endurance Races (split--Dakota Rail RT, Waconia RP)	0.5
	Jun 29	Waconia Triathlon (Final Stretch) Race	1.9
	Jul 4	4th of July Fireworks Display	3.0
	Aug 15	HITS Triathlon & Endurance Races (split--Dakota Rail RT, Waconia RP)	0.3
	Aug 16	HITS Triathlon & Endurance Races	0.3
Minnesota River Bluffs RT		None	-
Minnewashta RP		TOTAL	5.6
	Year Long	School Groups	1.0
	Jul 4	4th of July Fireworks Display	1.0
	Jul 12	Tonka Mud Run	1.0
	Jul 20 - 23	Twilight Girl Scouts	1.2
	Aug 3 - 6	Twilight Girl Scouts	1.4
Southwest RT		TOTAL	0.3
	Jun 20	Bike Konnect Event	0.3
DAKOTA COUNTY:			
Big Rivers RT		None	-
Lake Byllesby RP		None	-
Lebanon Hills RP		TOTAL	34.2
	Year Long	Adventure Ropes Course	0.6
	Year Long	Visitor Center school groups	2.5
	Year Long	Outdoor Education Programs	6.8
	Year Long	Camp Sacajawea (day camp and permit only - not counted in regular counts)	20.5
	May 26	Endless Summer Trail Run	0.4
	Jun 09	School of Environmental Studies Eco Challenge	0.3
	Jul 14	Endless Summer Trail Run	0.4
	Sep 21	School of Environmental Studies Bio Blitz	0.7
	Oct 11	Crutchfield Dermatology 5k Run/Walk	0.3
	Oct 03	West Trailhead Wild Ride Fall Event	0.6
	Dec 31	New Years Eve Event	1.1
Miesville Ravine PR		None	-
Mississippi River RT		TOTAL	1.2
	Aug 15	Ragnar Relay	0.5
	Jun 18	Rock Island Swing Bridge Grand Opening	0.7
Spring Lake PR		TOTAL	37.8
	Year round	Spring Lake Youth Camp (day camp and permit only - not counted in regular counts)	37.8
Whitetail Woods RP		TOTAL	0.6
	Jun 28	Trail Run	0.3
	Sep 10	Cross Country Running Meet	0.3
MINNEAPOLIS PARK & RECREATION BOARD:			
Cedar Lake RT		TOTAL	1.1
	May 10	Bike MS Twin Cities Ride (split--Cedar Lake RT, Cental Mississippi Riverfront RP, Mississippi Gorge RP-Saint Paul, Samuel Morgan RT, Theodore Wirth RP, Victory Memorial Parkway RT)	0.3
	Jun 27	City of Lakes Tri-Loppet Triathlon (split--Cedar Lake RT, Chain of Lakes RP, Theodore Wirth RP)	0.4
	Sep 20	Minneapolis Bike Tour (split--Cedar Lake RT, Central Mississippi Riverfront RP, Chain of Lakes RP, Kenilworth RT, Minnehaha Parkway RT, Minnehaha RP, Mississippi Gorge RP-Minneapolis, Nokomis-Hiawatha RP, Theodore Wirth RP, Victory Memorial Parkway RT)	0.4
Central Mississippi Riverfront RP		TOTAL:	300.6
	Mar 7	Hot Dash Run	3.5
	Mar 14	Team Ortho Get Lucky 7k Run	8.0
	Apr 11	Goldy's 10 Mile Run (split--Central Mississippi Riverfront RP, Mississippi Gorge RP-Minneapolis & Saint Paul)	0.8

Table 2: Special event counts for 2015

(Note: these events occurred at times that were specifically not sampled to avoid double-counting)

Agency/Park	Date	Event	Visits (1,000s)
MINNEAPOLIS PARK & RECREATION BOARD: continued			
Central Mississippi Riverfront RP, continued			
	Apr 18	Hot Chocolate 15k and 5k Run	8.0
	May 9	Bike MS Twin Cities Ride (split--Cedar Lake RT, Cental Mississippi Riverfront RP, Mississippi Gorge RP-Saint Paul, Samuel Morgan RT, Theodore Wirth RP, Victory Memorial Parkway RT)	0.3
	May 30	Foodie Four Mile Run/Walk	0.5
	May 30	Alabama Shakes Concert Halls Island/Boom Island	8.0
	May 31	Minneapolis Marathon, Half Marathon Relay	6.0
	Jun 13	Northern Spark 2015 Art Festival	8.0
	Jun 18	Stone Arch Bridge Art Festival	27.0
	Jun 19	Stone Arch Bridge Art Festival	27.0
	Jun 20	Stone Arch Bridge Art Festival	27.0
	Jun 20	Soltice River Festival	1.5
	Jun 27	Heartbeat 5000 Walk/Race	3.0
	Jun 30	Movies in the Parks	1.2
	Jul 3	Red, White & Boom Festival: Hot Dam 5k Run	0.5
	Jul 3	Red, White & Boom Festival: Concert and Movie	0.5
	Jul 4	Red White & Boom Festival: Half Marathon Race	3.0
	Jul 4	Red, White & Boom Festival	60.0
	Jul 7	Music in the Parks concert	0.3
	Jul 14	Music in the Parks concert	0.3
	Jul 14	Movies in the Parks	0.7
	Jul 22	Life Time Torchlight 5k	7.5
	Jul 25	Aquatennial Fireworks	50.0
	Jul 25	Twin Cities Carifest	1.5
	Jul 28	Movies in the Parks	0.3
	Aug 1	Owamni: Falling Water Festival	1.8
	Aug 4	Music in the Parks concert	0.3
	Aug 7	Polish Festival: Main Street	5.5
	Aug 8	Polish Festival: Main Street	5.5
	Aug 9	Polish Festival: Main Street	5.5
	Aug 9	Sunday on the River Festival	1.2
	Aug 11	Movies in the Parks	0.4
	Aug 21	Susan G. Komen Twin Cities 3 Day (split--Central Mississippi Riverfront RP, Chain of Lakes RP)	0.7
	Aug 22	Guyana Day: Father Hennepin Park	0.3
	Aug 25	Movies in the Parks	0.3
	Sep 12	Mill City Suds Run	2.0
	Sep 17	Downtown Dash	0.5
	Sep 20	Minneapolis Bike Tour (split--Cedar Lake RT, Central Mississippi Riverfront RP, Chain of Lakes RP, Kenilworth RT, Minnehaha Parkway RT, Minnehaha RP, Mississippi Gorge RP-Minneapolis, Nokomis-Hiawatha RP, Theodore Wirth RP, Victory Memorial Parkway RT)	0.4
	Sep 26	Dave Ryan's Special Olympics 5k Run	0.7
	Oct 3	Slut Walk Minneapolis	0.4
	Oct 4		2.5
		Medtronic Marathon and 10 mile (split--Chain of Lakes RP, Minnehaha Parkway RT, Mississippi Gorge RP-Minneapolis & Saint Paul, Nokomis-Hiawatha RP)	
	Oct 10	Dave Ryan's Special Olympics 5k	0.5
	Oct 17	The Big Gay Race	1.0
	Nov 26	Turkey Day 5k	14.0
	Nov 28	Moustache Run	2.8
Columbia Parkway RT		None	-
Kenilworth RT		TOTAL	0.4
	Sep 20	Minneapolis Bike Tour (split--Cedar Lake RT, Central Mississippi Riverfront RP, Chain of Lakes RP, Kenilworth RT, Minnehaha Parkway RT, Minnehaha RP, Mississippi Gorge RP-Minneapolis, Nokomis-Hiawatha RP, Theodore Wirth RP, Victory Memorial Parkway RT)	0.4
Luce Line RT		None	-
Minneapolis Chain of Lakes RP		TOTAL	120.1
	Feb 14	Twin Cities in Motion Valentine's Day 5k Run	1.5
	Mar 7	Dash and Splash 5k for Minneapolis Polar Bear Plunge	5.0
	Mar 14	Everybody's Irish 5k Run	0.4
	Apr 18	YMCA Y Run 10k and 5k	0.6
	May 2	Minneapolis Great Strides Walk	0.6
	May 17	Autism 5k Run	1.2
	May 17	Be the Match 5k and Kids Run	1.8
	May 29	Mde Maka Ska Canoe Nations Gathering	0.5
	May 25	Outdoor Concert	2.5
	May 27	Outdoor Concert	0.4
	May 28	Outdoor Concert	0.5
	May 30	Outdoor Concert	0.3

Table 2: Special event counts for 2015

(Note: these events occurred at times that were specifically not sampled to avoid double-counting)

Agency/Park	Date	Event	Visits (1,000s)
MINNEAPOLIS PARK & RECREATION BOARD: continued			
Minneapolis Chain of Lakes RP, continued			
	May 31	Outdoor Concert	0.3
	May 31	Outdoor Concert	1.2
	May 31	Outdoor Church Service - Celebrating Summer Sundays	0.3
	Jun 1	Outdoor Concert	0.4
	Jun 2	Barton School Ceremony	0.9
	Jun 5	Outdoor Concert	1.0
	Jun 6	Walker Methodist Run/Walk	0.4
	Jun 7	Outdoor Church Service - Celebrating Summer Sundays	0.3
	Jun 7	Outdoor Concert	0.4
	Jun 8	Outdoor Concert	0.3
	Jun 10	Outdoor Concert	0.7
	Jun 12	Outdoor Concert	1.8
	Jun 12	Movies in the Parks	1.5
	Jun 13	Outdoor Concert	0.6
	Jun 14	Outdoor Church Service - Celebrating Summer Sundays	0.3
	Jun 14	Outdoor Concert	0.3
	Jun 14	Outdoor Concert	1.0
	Jun 15	Outdoor Concert	0.4
	Jun 18	Outdoor Concert	0.5
	Jun 19	Outdoor Concert	1.1
	Jun 20	Outdoor Concert	1.0
	Jun 20	Kids Against Hunger 10K and 5k Run	1.5
	Jun 20	Family Fun Day	0.5
	Jun 21	Outdoor Church Service - Celebrating Summer Sundays	0.3
	Jun 21	Outdoor Concert	1.2
	Jun 21	Outdoor Concert	1.1
	Jun 22	Outdoor Concert	0.4
	Jun 24	Outdoor Concert	1.7
	Jun 25	Outdoor Concert	0.4
	Jun 26	Outdoor Concert	0.6
	Jun 26	Movies in the Parks	0.9
	Jun 27	Outdoor Concert	2.1
	Jun 27	City of Lakes Tri-Loppet Triathlon (split--Cedar Lake RT, Chain of Lakes RP, Theodore Wirth RP)	0.4
	Jun 28	Outdoor Church Service - Celebrating Summer Sundays	0.3
	Jun 28	Outdoor Concert	0.6
	Jun 29	Outdoor Concert	5.0
	Jul 1	Outdoor Concert	0.6
	Jul 2	Outdoor Concert	1.1
	Jul 3	Outdoor Concert	1.2
	Jul 4	Outdoor Concert	1.5
	Jul 5	Outdoor Church Service - Celebrating Summer Sundays	0.3
	Jul 5	Outdoor Concert	1.0
	Jul 9	Outdoor Concert	0.5
	Jul 10	Outdoor Concert	0.9
	Jul 10	Movies in the Parks	1.0
	Jul 11	Life Time Fitness Triathlon and Expo (split--Chain of Lakes RP, Minnehaha Parkway RT, Nokomis-Hiawatha RP)	1.0
	Jul 11	Outdoor Concert	1.0
	Jul 12	Bethlehem Church Celebrating Summer Sundays	0.3
	Jul 12	Outdoor Concert	0.4
	Jul 13	Outdoor Concert	0.5
	Jul 15	Outdoor Concert	0.7
	Jul 16	Friendship Caravan Performance Lake Harriet Bandshell	0.5
	Jul 17	Outdoor Concert	0.7
	Jul 18	Outdoor Concert	1.1
	Jul 19	Outdoor Church Service - Celebrating Summer Sundays	0.3
	Jul 19	Outdoor Concert	2.6
	Jul 20	Outdoor Concert	0.5
	Jul 22	Outdoor Concert	0.5
	Jul 23	Outdoor Concert	1.1
	Jul 24	Outdoor Concert	1.0
	Jul 24	Movies in the Parks	0.4
	Jul 25	Outdoor Concert	1.4
	Jul 25	American Res Cross Run for Blood Lake Calhoun	0.5
	Jul 26	Outdoor Church Service - Celebrating Summer Sundays	0.3
	Jul 26	Outdoor Concert	0.3
	Jul 26	Outdoor Concert	2.3
	Jul 27	Outdoor Concert	0.7
	Jul 28	Pollinator Party: A Celebration of Bees	0.4
	Jul 29	Outdoor Concert	0.5
	Jul 30	Outdoor Concert	0.6
	Jul 31	Outdoor Concert	1.0
	Aug 1	Outdoor Concert	0.6
	Aug 2	Outdoor Church Service - Celebrating Summer Sundays	0.3

Table 2: Special event counts for 2015

(Note: these events occurred at times that were specifically not sampled to avoid double-counting)

Agency/Park	Date	Event	Visits (1,000s)
MINNEAPOLIS PARK & RECREATION BOARD: continued			
Minneapolis Chain of Lakes RP, continued			
	Aug 2	Outdoor Concert	0.3
	Aug 2	Outdoor Concert	0.6
	Aug 3	Outdoor Concert	2.0
	Aug 5	Outdoor Concert	0.4
	Aug 7	Outdoor Concert	0.7
	Aug 7	Movies in the Parks	0.7
	Aug 8	Outdoor Concert	1.2
	Aug 8	Rock the Pavement 5k Run	0.7
	Aug 8	Emotions in Motion Run/Walk	1.2
	Aug 9	Outdoor Church Service - Celebrating Summer Sundays	0.3
	Aug 9	Outdoor Concert	0.5
	Aug 10	Outdoor Concert	0.5
	Aug 12	Outdoor Concert	0.5
	Aug 13	Outdoor Concert	0.3
	Aug 14	Outdoor Concert	1.4
	Aug 14	Movies in the Parks	1.1
	Aug 15	Lung Run/Walk	1.5
	Aug 15	811 Walk and Run	1.0
	Aug 15	Outdoor Concert	0.5
	Aug 16	Outdoor Church Service - Celebrating Summer Sundays	0.3
	Aug 20	Outdoor Concert	0.6
	Aug 21	Susan G. Komen Twin Cities 3 Day (split--Central Mississippi Riverfront RP, Chain of Lakes RP)	0.7
	Aug 21	Outdoor Concert	1.8
	Aug 21	Movies in the Parks	0.9
	Aug 22	Outdoor Concert	0.6
	Aug 23	Outdoor Church Service - Celebrating Summer Sundays	0.3
	Aug 23	Outdoor Concert	0.5
	Aug 26	Outdoor Concert	0.4
	Aug 28	Outdoor Concert	2.2
	Aug 28	Movies in the Parks	0.8
	Aug 29	Outdoor Concert	0.6
	Aug 30	Outdoor Concert	0.4
	Aug 30	Outdoor Concert	0.6
	Aug 30	Outdoor Church Service - Celebrating Summer Sundays	0.3
	Sep 2	Outdoor Concert	0.4
	Sep 4	Outdoor Concert	0.3
	Sep 5	Outdoor Concert	0.6
	Sep 6	Outdoor Concert	0.9
	Sep 7	Outdoor Concert	0.7
	Sep 11	Taste of Greece Festival and 5k Run	0.3
	Sep 11	9-11 Tribute Concert	0.3
	Sep 12	Marathons of Hope Walk	0.3
	Sep 13	Jeff Winters City of Lake 25k and 5k Run	0.8
	Sep 13	Wheels of Italy	0.5
	Sep 13	Bellyrama concert	0.5
	Sep 20	Minneapolis Bike Tour (split--Cedar Lake RT, Central Mississippi Riverfront RP, Chain of Lakes RP, Kenilworth RT, Minnehaha Parkway RT, Minnehaha RP, Mississippi Gorge RP-Minneapolis, Nokomis-Hiawatha RP, Theodore Wirth RP, Victory Memorial Parkway RT)	0.4
	Sep 19	Made in the Shade Walk	0.8
	Sep 19	Walk for Recovery	2.0
	Sep 26	Walk4Hearing	0.5
	Sep 27	Twin Cities Vision Walk	0.9
	Oct 4		1.0
		Medtronic Marathon and 10 mile (split--Chain of Lakes RP, Minnehaha Parkway RT, Mississippi Gorge RP-Minneapolis & Saint Paul, Nokomis-Hiawatha RP)	
	Oct 10	Calvin Christian School Walk	0.5
	Nov 26	Terror Trot Race	0.5
	Nov 26	Beast to Feast Race	1.0
	Nov 26	Drumstick Dash 10K Run	0.9
	Dec 12	Reindeer Run	3.0
Minnehaha RP		TOTAL	15.9
	Mar 7	International Brotherhood of Electrical Workers Annual Family Picnic	1.0
	Apr 25	Get in Gear Race (split--Minnehaha RP, Mississippi Gorge RP-Minneapolis & Saint Paul)	1.6
	May 3	Walk MS	2.0
	May 30	Tour de Cure Bike (split--Minnehaha Parkway RT, Minnehaha RP)	0.8
	Jun 4	Outdoor Concert	1.8
	Jun 6	Liz Logelin Foundation 10k and 5k (split--Minnehaha RP, Mississippi Gorge RP-Minneapolis & Saint Paul)	0.4
	Jun 28	Scandinavian Summer Fest	1.5
	Jun 24	Outdoor Concert	0.3
	Jul 29	Outdoor Concert	0.3

Table 2: Special event counts for 2015

(Note: these events occurred at times that were specifically not sampled to avoid double-counting)

Agency/Park	Date	Event	Visits (1,000s)
MINNEAPOLIS PARK & RECREATION BOARD: continued			
Minnehaha RP, continued			
	Aug 8	Walk For Wishes	0.5
	Aug 16	Plumbers Local 15 Family Picnic	0.6
	Aug 29	Circus in the Park	1.5
	Sep 7	Laughing Water Bluegrass Festival	0.7
	Sep 12	Twin Cities Pagan Festival	0.5
	Sep 20	Minneapolis Bike Tour (split--Cedar Lake RT, Central Mississippi Riverfront RP, Chain of Lakes RP, Kenilworth RT, Minnehaha Parkway RT, Minnehaha RP, Mississippi Gorge RP-Minneapolis, Nokomis-Hiawatha RP, Theodore Wirth RP, Victory Memorial Parkway RT)	0.4
	Sep 26	National Alliance on Mental Illness Walk	0.7
	Sep 27	Women Run the Cities (split--Minnehaha RP, Mississippi Gorge RP-Minneapolis & Saint Paul)	0.8
	Oct 31	Halloween: Minnehaha Falls of Fun	0.7
Minnehaha Parkway RT		TOTAL	5.0
	May 30	Tour de Cure Bike Minnehaha Parkway (split--Minnehaha Parkway RT, Minnehaha RP)	0.8
	Jul 11	Life Time Fitness Triathlon and Expo (split--Chain of Lakes RP, Minnehaha Parkway RT, Nokomis-Hiawatha RP)	1.0
	Aug 16	YWCA Women's Triathlon (split--Minnehaha Parkway RT, Mississippi Gorge RP-Minneapolis & Saint Paul, Nokomis-Hiawatha RP)	0.4
	Sep 20	Minneapolis Bike Tour (split--Cedar Lake RT, Central Mississippi Riverfront RP, Chain of Lakes RP, Kenilworth RT, Minnehaha Parkway RT, Minnehaha RP, Mississippi Gorge RP-Minneapolis, Nokomis-Hiawatha RP, Theodore Wirth RP, Victory Memorial Parkway RT)	0.4
	Oct 4	Medtronic Marathon and 10 mile (split--Chain of Lakes RP, Minnehaha Parkway RT, Mississippi Gorge RP-Minneapolis & Saint Paul, Nokomis-Hiawatha RP)	2.5
Mississippi Gorge RP		TOTAL	10.6
	Apr 11	Goldy's 10 Mile Run (Central Mississippi Riverfront RP, Mississippi Gorge RP-Minneapolis & Saint Paul)	0.7
	Apr 25	Get in Gear Race (split--Minnehaha RP, Mississippi Gorge RP-Minneapolis & Saint Paul)	1.6
	May 17	Minnesota AIDS Walk	4.0
	Jun 6	Liz Logelin Foundation 10k and 5k (split--Minnehaha RP, Mississippi Gorge RP-Minneapolis & Saint Paul)	0.4
	Aug 16	YWCA Women's Triathlon (split--Minnehaha Parkway RT, Mississippi Gorge RP-Minneapolis & Saint Paul, Nokomis-Hiawatha RP)	0.4
	Sep 20	Minneapolis Bike Tour (split--Cedar Lake RT, Central Mississippi Riverfront RP, Chain of Lakes RP, Kenilworth RT, Minnehaha Parkway RT, Minnehaha RP, Mississippi Gorge RP-Minneapolis, Nokomis-Hiawatha RP, Theodore Wirth RP, Victory Memorial Parkway RT)	0.4
	Sep 27	Women Run the Cities (split--Minnehaha RP, Mississippi Gorge RP-Minneapolis & Saint Paul)	0.8
	Oct 4	Medtronic Marathon and 10 mile (split--Chain of Lakes RP, Minnehaha Parkway RT, Mississippi Gorge RP-Minneapolis & Saint Paul, Nokomis-Hiawatha RP)	2.5
NE Diagonal RT		None	-
Nokomis-Hiawatha RP		TOTAL	36.9
	Jan 16	US Pond Hockey Championships	5.0
	Jan 17	US Pond Hockey Championships	10.0
	Jan 18	US Pond Hockey Championships	3.0
	May 25	Brian Kraft Memorial 5k Run/Walk	0.7
	Jun 6	Lymphomathon 5k Run/Walk	0.6
	Jun 21	Gridiron Gallop	0.5
	Jun 27	Walk/Run for Life	0.7
	Jul 11	Life Time Fitness Triathlon and Expo (split--Chain of Lakes RP, Minnehaha Parkway RT, Nokomis-Hiawatha RP)	1.0
	Jul 26	Minnehaha Creek Watershed District Park Clean-up	1.5
	Aug 1	Miracle Kids Triathlon	0.7
	Aug 16	YWCA Women's Triathlon (split--Nokomis-Hiawatha RP, Minnehaha Pkwy RT, Mississippi Gorge RP-Minneapolis & Saint Paul)	0.4
	Sep 12	Minneapolis Monarch Festival	8.0
	Sep 20	Minneapolis Bike Tour (split--Cedar Lake RT, Central Mississippi Riverfront RP, Chain of Lakes RP, Kenilworth RT, Minnehaha Parkway RT, Minnehaha RP, Mississippi Gorge RP-Minneapolis, Nokomis-Hiawatha RP, Theodore Wirth RP, Victory Memorial Parkway RT)	0.4
	Sep 19	ZERO Race for Prostate Cancer	0.5
	Oct 4	Medtronic Marathon and 10 mile (split--Nokomis-Hiawatha RP, Chain of Lakes RP, Minnehaha Parkway RT, Mississippi Gorge RP-Minneapolis & Saint Paul)	2.5
	Oct 10	Making Strides Against Breast Cancer Walk	1.5

Table 2: Special event counts for 2015

(Note: these events occurred at times that were specifically not sampled to avoid double-counting)

Agency/Park	Date	Event	Visits (1,000s)
MINNEAPOLIS PARK & RECREATION BOARD: continued			
North Mississippi RP		TOTAL	3.3
	Jun 11	Rollin' Along the River Walk	0.3
	Jun 20	Juneteenth Festival	3.0
Ridgeway Parkway RT		None	-
St. Anthony Parkway RT		None	-
Shingle Creek RT		None	-
Theodore Wirth RP		TOTAL	69.1
	Winter	Nordic Skiing, Tubing, Snowboarding and Snowshoeing	19.1
	Jan 4	Wedding	0.4
	Jan 6	Program, Pavilion	0.3
	Jan 8	Program, Pavilion	0.3
	Jan 10	Wedding	0.4
	Jan 12	High School Nordic Ski Practice	0.4
	Jan 13	High School Nordic Ski Practice	0.4
	Jan 19	High School Nordic Ski Meet	0.4
	Jan 20	High School Nordic Ski Meet	0.5
	Jan 22	High School Nordic Ski Meet	0.5
	Jan 27	High School Nordic Ski Meet	0.5
	Jan 28	High School Nordic Ski Practice	0.4
	Jan 29	High School Nordic Ski Meet	0.4
	Jan 30	City of Lakes Loppet	2.0
	Jan 31	City of Lakes Loppet	5.0
	Feb 1	City of Lakes Loppet	5.0
	Feb 3	High School Nordic Ski Meet	1.0
	Feb 4	High School Nordic Ski Meet	1.0
	Feb 5	High School Nordic Ski Meet	1.0
	Feb 6	High School Nordic Ski Meet	1.0
	Feb 9	High School Nordic Ski Meet	0.4
	May 2	Walk for Animals	3.0
	May 9	Bike MS Twin Cities Ride (split--Cedar Lake RT, Cental Mississippi Riverfront RP, Mississippi Gorge RP-Saint Paul, Samuel Morgan RT, Theodore Wirth RP, Victory Memorial Parkway RT)	0.3
	May 17	Wedding	0.4
	May 23	Wedding	0.4
	May 24	Wedding	0.4
	May 30	Wedding	0.4
	May 31	Wedding	0.4
	Jun 5	Wedding	0.4
	Jun 6	Wedding	0.4
	Jun 12	Wedding	0.4
	Jun 13	Wedding	0.4
	Jun 19	Wedding	0.4
	Jun 26	Wedding	0.4
	Jun 27	Wedding	0.4
	Jun 27	City of Lakes Tri-Loppet Triathlon (split--Cedar Lake RT, Chain of Lakes RP, Theodore Wirth RP)	0.4
	Jun 28	Wedding	0.4
	Jul 3	Wedding	0.4
	Jul 5	Wedding	0.4
	Jul 10	Wedding	0.4
	Jul 11	Wedding	0.4
	Jul 18	Wedding	0.4
	Jul 24	Wedding	0.4
	Jul 25	Wedding	0.4
	Jul 31	Wedding	0.4
	Aug 1	Wedding	0.4
	Aug 1	Pop-Up Dinner	1.0
	Aug 2	Wedding	0.4
	Aug 8	Wedding	0.4
	Aug 14	Wedding	0.4
	Aug 21	Wedding	0.4
	Aug 25	Company Meeting	0.3
	Aug 28	Wedding	0.4
	Aug 29	Pop-Up Dinner	1.0
	Aug 30	Wedding	0.4

Table 2: Special event counts for 2015

(Note: these events occurred at times that were specifically not sampled to avoid double-counting)

Agency/Park	Date	Event	Visits (1,000s)
MINNEAPOLIS PARK & RECREATION BOARD: continued			
Theodore Wirth RP, continued			
	Sep 6	Wedding	0.4
	Sep 11	Wedding	0.4
	Sep 12	Wedding	0.4
	Sep 18	Wedding	0.4
	Sep 19	Wedding	0.4
	Sep 20	Wedding	0.4
	Sep 20	Minneapolis Bike Tour (split--Cedar Lake RT, Central Mississippi Riverfront RP, Chain of Lakes RP, Kenilworth RT, Minnehaha Parkway RT, Minnehaha RP, Mississippi Gorge RP-Minneapolis, Nokomis-Hiawatha RP, Theodore Wirth RP, Victory Memorial Parkway RT)	0.4
	Sep 25	Wedding	0.4
	Sep 26	City of Lakes Trail Loppet	0.8
	Sep 27	Wedding	0.4
	Oct 2	Wedding	0.4
	Oct 3	Wedding	0.4
	Oct 9	Wedding	0.4
	Oct 10	Race for a Key	0.3
	Oct 10	Wedding	0.4
	Oct 11	Wedding	0.4
	Oct 16	Wedding	0.4
	Oct 17	Wedding	0.4
	Oct 18	Wedding	0.4
	Oct 22	Wedding	0.4
	Oct 23	Wedding	0.4
	Oct 24	Wedding	0.4
	Oct 31	Wedding	0.4
	Nov 14	Wedding	0.4
	Nov 21	Wedding	0.4
	Dec 4	Holiday Party	0.4
	Dec 6	Wedding	0.4
	Dec 12	Wedding	0.4
Victory Memorial Parkway RT		TOTAL	6.2
	May 9	Bike MS Twin Cities Ride (split--Cedar Lake RT, Cental Mississippi Riverfront RP, Mississippi Gorge RP-Saint Paul, Theodore Wirth RP, Victory Memorial Parkway RT)	0.3
	Jun 18	Outdoor Music and Movies Series	1.5
	Jul 9	Outdoor Music and Movies Series	1.5
	Aug 13	Outdoor Music and Movies Series	1.5
	Sep 7	Minnesota Distance Running Association Victory Races	1.0
	Sep 20	Minneapolis Bike Tour (split--Cedar Lake RT, Central Mississippi Riverfront RP, Chain of Lakes RP, Kenilworth RT, Minnehaha Parkway RT, Minnehaha RP, Mississippi Gorge RP-Minneapolis & Saint Paul, Nokomis-Hiawatha RP, Theodore Wirth RP, Victory Memorial Parkway RT)	0.4
RAMSEY COUNTY:			
Bald Eagle-Otter Lakes RP		TOTAL	119.3
	Year Round	Tamarack Nature Play Area only	39.3
	Year Round	Tamarack Nature - Formal program attendee (including nature pre-school, ECFE, special events and volunteers)	78.0
	Apr 19	Run/Race/Walk (split--Bald Eagle-Otter Lakes RP, Birch Lake RT)	2.0
Battle Creek RP		TOTAL	14.2
	Year Round	Endurance United Series	0.6
	Jan 3	Cross Country Ski Meet	0.3
	Jan 29	Cross Country Ski Meet	0.3
	Apr 25	Volunteer Event	0.5
	May 20	Organization Picnic	0.3
	Jun 3	Church Picnic	0.5
	Jun 7	Family Picnic	0.3
	Jun 19	Family Picnic	0.3
	Jun 20	Family Picnic	0.5
	Jun 21	Church Picnic	0.4
	Jul 23	Company Picnic	0.3
	Jul 26	Family Picnic	0.3
	Aug 10	Fireman's Picnic	0.5
	Aug 15	Family Picnic	0.5
	Aug 16	Union Picnic	0.5
	Aug 17	Union Picnic	0.3
	Aug 18	Organization Picnic	0.5
	Aug 22	Union Picnic	0.3

Table 2: Special event counts for 2015

(Note: these events occurred at times that were specifically not sampled to avoid double-counting)

Agency/Park	Date	Event	Visits (1,000s)
RAMSEY COUNTY: continued			
Battle Creek RP, continued			
	Aug 22	Susan G. Komen Twin Cities 3-Day (split--Battle Creek RP, Grass-Vadnais-Snail Lake RP)	0.6
	Aug 23	Union Picnic	0.8
	Aug 27	Company Picnic	0.5
	Aug 29	Family Picnic	0.3
	Aug 30	Family Picnic	0.3
	Sep 2	Run/Race/Walk	0.3
	Sep 5	Wedding	0.3
	Sep 6	Family Picnic	0.4
	Sep 7	Family Picnic	0.3
	Sep 12	Run/Race/Walk	0.3
	Sep 19	Run/Race/Walk	1.2
	Sep 22	Run/Race/Walk	0.5
	Oct 20	Run/Race/Walk	0.3
	Oct 22	Run/Race/Walk	0.3
	Oct 23	Run/Race/Walk	0.3
	Dec 30	Cross Country Ski Meet	0.3
Birch Lake RT			
	Apr 19	TOTAL	2.0
		Run/Race/Walk (split--Bald Eagle-Otter Lakes RP, Birch Lake RT)	2.0
Bruce Vento RT			
	Aug 23	TOTAL	0.3
		Susan G. Komen Twin Cities 3-Day (split--Bruce Vento RP, Highway 96 RT, Indian Mounds RP, Keller RP, Lilydale-Harriet Island RP)	0.3
Grass-Vadnais-Snail Lake RP			
	Year Round	TOTAL	3.2
	Jun 27	Moms On The Run	1.2
	Jul 4	Wedding	0.3
	Aug 22	Run/Race/Walk	0.5
		Susan G. Komen Twin Cities 3-Day (split--Battle Creek RP, Grass-Vadnais-Snail Lake RP)	0.6
	Aug 30	Church Picnic	0.3
	Sep 2	Company Picnic	0.3
Highway 96 RT			
	Aug 23	TOTAL	0.6
		Susan G. Komen Twin Cities 3-Day (split--Bruce Vento RP, Highway 96 RT, Indian Mounds RP, Keller RP, Lilydale-Harriet Island RP)	0.3
	Oct 2	Run/Race/Walk	0.3
Keller RP			
	Aug 23	TOTAL	0.3
		Susan G. Komen Twin Cities 3-Day (split--Bruce Vento RP, Highway 96 RT, Indian Mounds RP, Keller RP, Lilydale-Harriet Island RP)	0.3
Long Lake RP			
		TOTAL	33.4
	Feb 7	Snowshoe Event	0.4
	May 9	YoungLife 5k Run	0.5
	May 16	Organization Picnic	0.3
	May 23	Organization Picnic	0.3
	May 27	School Picnic	0.4
	May 29	School Picnic	0.3
	May 31	Family Picnic	0.5
	Jun 1	School Picnic	0.3
	Jun 2	School Picnic	0.9
	Jun 3	Bethlehem Baptist	0.4
	Jun 6	New Brighton Triathlon	0.4
	Jun 9	Festival	0.3
	Jun 10	Bethlehem Baptist	0.4
	Jun 14	Family Picnic	0.4
	Jun 15	Company Picnic	0.3
	Jun 24	Bethlehem Baptist	0.4
	Jun 26	Company Picnic	0.4
	Jul 1	Bethlehem Baptist	0.4
	Jul 5	Organization Picnic	0.3
	Jul 8	Bethlehem Baptist	0.4
	Jul 9	Company Picnic	0.5
	Jul 15	Bethlehem Baptist	0.4
	Jul 18	Family Picnic	0.5
	Jul 19	Family Picnic	0.5
	Jul 22	Bethlehem Baptist	0.4
	Jul 24	Company Picnic	0.3
	Jul 29	Bethlehem Baptist	0.4
	Jul 31	Family Picnic	0.3
	Aug 2	Company Picnic	0.3
	Aug 3	Company Picnic	0.3
	Aug 4	Company Picnic	0.3
	Aug 5	Bethlehem Baptist	0.4

Table 2: Special event counts for 2015

(Note: these events occurred at times that were specifically not sampled to avoid double-counting)

Agency/Park	Date	Event	Visits (1,000s)
RAMSEY COUNTY: continued			
Long Lake RP, continued			
	Aug 7	Stockyard Days	5.0
	Aug 8	Stockyard Days	5.0
	Aug 9	Stockyard Days	5.0
	Aug 12	Bethlehem Baptist	0.4
	Aug 13	Company Picnic	0.3
	Aug 14	Company Picnic	0.3
	Aug 15	Company Picnic	0.3
	Aug 16	Family Picnic	0.4
	Aug 19	Bethlehem Baptist	0.4
	Aug 22	Run/Race/Walk	0.5
	Aug 25	Company Picnic	0.3
	Aug 29	Family Picnic	0.4
	Aug 30	Run/Race/Walk	0.5
	Sep 2	Company Picnic	0.3
	Sep 10	Company Picnic	0.5
	Sep 12	Organization Picnic	0.3
	Sep 19	Organization Picnic	0.3
	Sep 26	Wedding	0.3
	Oct 3	Wedding	0.3
Rice Creek North RT		None	-
Rice Creek West RT		TOTAL	0.4
	Jun 6	Run/Race/Walk	0.4
Tony Schmidt RP		TOTAL	0.4
	Aug 24	Company Picnic	0.4
Trout Brook RT		None	-
CITY OF SAINT PAUL:			
Bruce Vento RT		TOTAL	1.4
	Jan 2	Anderson Race Management	0.3
	Jun 6 - 7	Art In The Hollow	0.6
	Sep 3	Endurance United	0.5
Cherokee Heights RP		TOTAL	4.8
	Summer	Fitness In The Park	0.4
	Apr 18 - Oct 4	Picnics/Events	4.4
Como RP, Zoo & Conservatory SRF		TOTAL	578.7
	Year Long	Como Education Events/Classes - Lil Explorers	26.5
	Year Long	Music Under Glass/Groovin' In The Garden	5.2
	Summer	Como Park Regional Pool	85.1
	Summer	Fitness in Como Park	1.0
	Summer	Music In The Park/Como Dockside	21.2
	Summer	Movies In The Park/Como Dockside	0.4
	Summer	Theater At Como Dockside	13.2
	Jan 1	Noon Year's Day	2.5
	Jan 10 - 11	Winter Flower Show Opening Weekend	3.5
	Jan 17 - 19	Polarpalooza Weekend	8.2
	Jan 24 - 25	Gotta Go, Gotta Throw	1.0
	Jan 24 - 25	Winter Carnival Orchid Show	3.4
	Jan 28 - Feb 7	Winter Carnival Activities/Treasure Hunt	6.0
	Feb 13 - 15	Valentine's Day Dinners	0.5
	Feb 14 - 16	Baby Shower Weekend	12.8
	Mar 21 - 22	Spring Flower Show Opening Weekend	7.8
	Mar 29	Spring Fling	13.6
	Apr 18 - 19	Xcel Energy Party for the Planet	23.2
	Apr 23	Annual Park Clean Up Event	0.8
	Apr 26	Wedding Showcase	11.0
	May 1 - Oct 31	Picnics/Events	53.2
	May 2 - 3	Summer Flower Show Opening Weekend	17.2
	May 9 - 10	Mother's Day Bonsai Show	28.1
	Jun 6	TPT Day at Como	12.8
	Jun 19 - 21	Marjorie McNeely Conservatory 100 Kick Off Celebration Weekend	36.1
	Jun 21	Twin Cities Pride Picnic	1.0
	Jul 3 - 5	Hmong Freedom Celebration	72.0
	Jul 16	Sunset Affair	0.5
	Jul 27	Rein In Sarcoma	1.5
	Aug 19	City Employee Cookout	1.2
	Aug 23	Japanese Lantern Lighting Festival	16.5
	Sep 12 - 13	Just Zoo It Weekend	21.3
	Sep 13	Saint Paul Classic Bike Tour (spit--Como RP, Hidden Falls-Crosby Farm RP, Indian Mounds RP, Mississippi Gorge RP-Saint Paul, Phalen RP, Samuel Morgan RT)	0.3

Table 2: Special event counts for 2015

(Note: these events occurred at times that were specifically not sampled to avoid double-counting)

Agency/Park	Date	Event	Visits (1,000s)
CITY OF SAINT PAUL: continued			
Como RP, Zoo & Conservatory SRF, continued			
	Sep 27	Down Syndrome Picnic/5k	8.0
	Oct Weeeknds	Como Dockside Pumpkin Patch/Hayrides	5.0
	Oct 3 - 4	Bugs, Boas & Bones Weekend	8.0
	Oct 16	Brain Tumor 5k	1.5
	Oct 17, 18, 24, 25	Zoo Boo Weekends	17.0
	Nov 7 - 8	Majorie McNeely Conservatory 100 Weekend	8.6
	Nov 15	Ikebana Show	4.1
	Dec 1 - 31	Mount Como Downhill/Cross Country Ski Program	11.7
	Dec 5 - 6	Holiday Flower Show Opening Weekend	3.4
	Dec 31	Noon Year's Eve	2.8
Hidden Falls-Crosby Farm RP			
		TOTAL	14.6
	May 24	Minnesota Distance Running Association 10 Mile	0.5
	Jun 17	North Star Bicycle Festival Time Trials	1.0
	Aug 16	Minnesota Distance Running Association 15 k	0.5
	Sep 13	Saint Paul Classic Bike Tour (split--Como RP, Hidden Falls-Crosby Farm RP, Indian Mounds RP, Mississippi Gorge RP-Saint Paul, Phalen RP, Samuel Morgan RT)	0.3
	Sep 26	National Public Lands Day	0.5
	Oct 25 - 31	Barebones Productions	11.8
Indian Mounds RP			
		TOTAL	6.8
	Summer	Fitness In The Park	1.7
	May 16	Take Aim at Summer w/DNR	0.5
	Jul 4	Gathering in Park to Watch Fireworks	3.0
	Aug 23	Susan G. Komen Twin Cities 3-Day (split--Bruce Vento RP, Highway 96 RT, Indian Mounds RP, Keller RP, Lilydale-Harriet Island RP)	0.3
	Sep 13	Saint Paul Classic Bike Tour (split--Como RP, Hidden Falls-Crosby Farm RP, Indian Mounds RP, Mississippi Gorge RP-Saint Paul, Phalen RP, Samuel Morgan RT)	0.3
	Sep 19	Urban Oasis Food Festival	1.0
Lilydale-Harriet Island RP			
		TOTAL	218.8
	Year Long	Paddelford Riverboat Excursions	80.0
	Year Long	Walk/Runs under 500	1.3
	Year Long	Private/Permitted Events	19.5
	Summer	Fitness In The Park	1.7
	Apr 23	Annual Park Clean Up Event	1.2
	May 14	HAD Large Event	1.5
	May 15 - 16	Art Start	1.0
	May 30	American Diabetes Association Bike Ride	0.5
	May 30	Fast and Furry 5k	0.5
	May 31	Crohn's and Colitis Event	1.2
	Jun 1	Mexican Consulate	0.4
	Jun 3 - 8	Duathlon	0.5
	Jun 16 - 19	Festa Italiana	25.0
	Aug 2 - 12	Irish Fair (split--Lilydale-Harriet Island RP, Samuel Morgan RT)	50.0
	Aug 18 - 20	Builder's Club	3.0
	Aug 23	Susan G. Komen Twin Cities 3-Day (split--Bruce Vento RP, Highway 96 RT, Indian Mounds RP, Keller RP, Lilydale-Harriet Island RP)	0.3
	Aug 28 - 29	Women Rock Running Event	10.0
	Sep 19	Breakaway Run	1.0
	Sep 20	Bark and Rec. Day	0.5
	Sep 27	Walk For Hope	2.0
	Oct 7	Anoka School Picnic	0.7
	Oct 30 - 31	Monster Dash (split--Lilydale-Harriet Island RP, Mississippi Gorge RP, Samuel Morgan RT)	6.0
	Nov 8	Chocoholic Frolic (split--Lilydale-Harriet Island RP, Samuel Morgan RT)	1.8
	Nov 14	Girls On The Run	0.8
	Nov 25 - 26	Turkey Trot	5.0
	Nov 27 - 28	Ugly Sweater 5k	3.5
Mississippi Gorge RP			
		TOTAL	36.7
	Mar - Oct	Permitted Activities	18.0
	Summer	Wilderness Inquiry Events	1.0
	Apr 26	Get in Gear Race (split--Minnehaha RP, Mississippi Gorge RP-Minneapolis & Saint Paul)	1.6
	May 9	Bike MS Twin Cities Ride (split--Cedar Lake RT, Cental Mississippi Riverfront RP, Mississippi Gorge RP-Saint Paul, Samuel Morgan RT, Theodore Wirth RP, Victory Memorial Parkway RT)	0.3
	May 17	Minnesota AIDS Walk	3.0
	May 30	American Diabetes Walk	0.5
	Jul 11	Lifetime Fitness Walk/Run	2.5
	Aug 16	YWCA of Minnesota Walk/Run	1.0

Table 2: Special event counts for 2015

(Note: these events occurred at times that were specifically not sampled to avoid double-counting)

Agency/Park	Date	Event	Visits (1,000s)
CITY OF SAINT PAUL: continued			
Mississippi Gorge RP, continued			
	Sep 13	Saint Paul Classic Bike Tour (split--Como RP, Hidden Falls-Crosby Farm RP, Indian Mounds RP, Mississippi Gorge RP-Saint Paul, Phalen RP, Samuel Morgan RT)	0.3
	Oct 4	Medtronic Marathon and 10 mile (split--Chain of Lakes RP, Minnehaha Parkway RT, Mississippi Gorge RP-Minneapolis & Saint Paul, Nokomis-Hiawatha RP)	2.5
	Oct 30 - 31	Monster Dash (split--Lilydale-Harriet Island RP, Mississippi Gorge RP, Samuel Morgan RT)	6.0
Phalen RP		TOTAL	71.3
	Summer	Fitness In The Park	1.7
	Summer	Music In The Park - Phalen Amphitheater	3.0
	Summer	Community Church Services	1.0
	Apr 11	Krebsbach Foundation 5k Walk/Run	0.3
	Apr 25	Disale American Veterans 5k Walk/Run	0.3
	May 2	Officer Joe Plant Memorial 5k Walk/Run	0.3
	May 9	Anderson Race Management	0.3
	May 16	Community of Peace Academy 5k Walk/Run	0.3
	May 17	Brain Tumor 5k	1.8
	May 21	Wanaisquni Hikurus Hajwai 5k Walk/Run	0.3
	May 23	Hmong American Alliance 5k Walk/Run	0.3
	May 23	Butterfly4Life - Phalen Amphitheater	0.3
	May 29 - 30	Waterfest	3.2
	Jun 6	Friends of FANA Minnesota 5k Walk/Run	0.3
	Jun 14	Capitol City Triathlon	0.4
	Jun 20	Time To Fly 5k	2.0
	Jun 27	M.O.R.E. 5k Walk/Run	0.3
	Jul 5	National Senior Games	1.0
	Jul 11 - 12	Dragon Boat Festival	6.0
	Jul 25	Medhanealem 5k Walk/Run	0.4
	Aug 8	Schleroderma Foundation 5k Walk/Run	0.3
	Aug 9	First Covenant Church 5k Walk/Run	0.3
	Aug 16	Saint Paul Triathlon	0.5
	Aug 20	Run With The Herd - Suicide Awareness 5k Walk/Run	0.6
	Aug 21	Swing Masters Swing Dancing	0.3
	Aug 22	Vibha Minnesota Walk/Run	0.3
	Aug 23	Moms On The Run 5k Walk/Run	0.3
	Aug 29	Ethiopian Orthodox Tewahedo Church 5k Walk/Run	0.3
	Sep 12	Minnesota Home School Alliance 5k Walk/Run	0.3
	Sep 13	Saint Paul Classic Bike Tour (split--Como RP, Hidden Falls-Crosby Farm RP, Indian Mounds RP, Mississippi Gorge RP-Saint Paul, Phalen RP, Samuel Morgan RT)	0.3
	Sep 19	ALS Walk/5k	2.5
	Sep 20	Ethiopian Burning of the True Cross Event	1.2
	Sep 26	Ethiopian Burning of the True Cross Event	1.5
	Sep 27	Minneapolis Medical Research Foundation 5k	2.0
	Oct 3	Divinity Lutheran Church 5k	0.3
	Oct 5	CureSearch 5k Walk/Run	0.3
	Oct 10	ALS Association SuperHero Dash 5k Walk/Run	0.5
	Nov 24 - Jan 1	Holiday Lights at Phalen	36.0
Samuel Morgan RT		TOTAL	79.9
	May 9	Bike MS Twin Cities Ride (split--Cedar Lake RT, Cental Mississippi Riverfront RP, Mississippi Gorge RP-Saint Paul, Samuel Morgan RT, Theodore Wirth RP, Victory Memorial Parkway RT)	0.3
	May 30	American Diabetes Walk	0.5
	Jul 31 - Aug 1	Podium Sports - Minnesota Half Marathon	2.5
	Aug 4 - 11	Irish Fair (split--Lilydale-Harriet Island RP, Samuel Morgan RT)	50.0
	Aug 29	Women Rock Marathon	10.0
	Sep 13	Saint Paul Classic Bike Tour (split--Como RP, Hidden Falls-Crosby Farm RP, Indian Mounds RP, Mississippi Gorge RP-Saint Paul, Phalen RP, Samuel Morgan RT)	0.3
	Oct 30 - 31	Monster Dash (split--Lilydale-Harriet Island RP, Mississippi Gorge RP, Samuel Morgan RT)	6.0
	Nov 8	Chocoholic Frolic (split--Lilydale-Harriet Island RP, Samuel Morgan RT)	1.8
	Nov 25 - 26	Turkey Day Trot 5k Walk/Run	5.0
	Nov 28	Ugly Sweater Run	3.5
SCOTT COUNTY:			
Cedar Lake Farm RP		TOTAL:	9.9
	Year Long	Formal program visits not counted in regular sample and not part of other special events	0.4
	School Year	School groups at education center	0.4
	Jul 17	Credit River Antique Tractor Club Gathering	0.6
	Jul 18	Credit River Antique Tractor Club Gathering	1.5
	Jul 19	Credit River Antique Tractor Club Gathering	7.0

Table 2: Special event counts for 2015

(Note: these events occurred at times that were specifically not sampled to avoid double-counting)

Agency/Park	Date	Event	Visits (1,000s)
SCOTT COUNTY: continued			
Scott County RT		None	-
Spring Lake RP		TOTAL	0.9
Winter		Snowmobile Trail Use	0.9
THREE RIVERS - SCOTT COUNTY:			
Cleary Lake RP		TOTAL	5.3
Year Long		Formal program visits not counted in regular sample and not part of other special events	2.1
School Year		School groups at education center	1.9
Winter		Snowmobile Trail Use	1.3
Murphy-Hanrehan PR		TOTAL	2.6
Year Long		Formal program visits not counted in regular sample and not part of other special events	0.3
Winter		Snowmobile Trail Use	0.7
Aug 25		Rocksteady Running Race	0.4
Sep 12		Heritage Sports Marketing Race	0.5
Oct 23		South Central Services Race	0.3
Oct 24		South Central Services Race	0.4
THREE RIVERS PARK DISTRICT:			
Baker PR		TOTAL	32.0
Year Long		Formal program visits not counted in regular sample and not part of other special events	3.3
School Year		School groups at education center	27.8
Winter		Snowmobile trail use	0.4
Oct 17		Baker Boo	0.5
Bassett Creek RT		None	-
Bryant Lake RP		TOTAL	1.5
Year Long		Formal program visits not counted in regular sample and not part of other special events	0.8
School Year		School groups at education center	0.7
Carver PR		TOTAL	19.0
Year Long		Formal program visits not counted in regular sample and not part of other special events	7.7
School Year		School groups at education center	9.3
Winter		Snowmobile trail use	0.7
Apr 3		Spring Egg Hunt	0.7
Apr 4		Spring Egg Hunt	0.6
Cedar Lake RT		TOTAL	0.9
May 9		Fulton Beer Company Race	0.9
Clifton French RP		TOTAL	13.7
Year Long		Formal program visits not counted in regular sample and not part of other special events	4.2
School Year		School groups at education center	8.7
Aug 7		Open Systems International Company Picnic	0.4
Sep 11		MN Virtual Academy Picnic	0.4
Coon Rapids Dam RP		TOTAL	5.4
Year Long		Formal program visits not counted in regular sample and not part of other special events	1.4
School Year		School groups at education center	4.0
Crow-Hassan PR		TOTAL	0.1
Year Long		Formal program visits not counted in regular sample and not part of other special events	0.1
Dakota Rail RT		TOTAL	0.8
Aug 1		Tour de Tonka Race (Dakota Rail RT-Carver & TRPD, Lake Minnetonka LRT RT, Minnesota River Bluffs LRT RT)	0.5
Aug 15		Hits Endurance Race	0.3
Eagle Lake RP		None	-
Elm Creek PR		TOTAL	150.8
Year Long		Formal program visits not counted in regular sample and not part of other special events	11.5
School Year		School groups at education center	9.1
Winter		Snowmobile trail use	1.1
Winter		Winter recreation area (manufactured snow area)	124.2

Table 2: Special event counts for 2015

(Note: these events occurred at times that were specifically not sampled to avoid double-counting)

Agency/Park	Date	Event	Visits (1,000s)
THREE RIVERS PARK DISTRICT: continued			
Elm Creek PR, continued			
	Jan 4	Endurance United Race	0.4
	Apr 3	Eggstravaganza	0.5
	May 10	Charitable Housewives Race	0.4
	Jun 20	Vue Picnic	0.3
	Jul 25	Yang Picnic	0.3
	Aug 8	Zeiss Company Picnic	0.3
	Aug 15	District 279 Foundation Race	0.5
	Aug 16	Boyer Trucks Company Picnic	0.3
	Sep 19	Pancreatic Cancer Associaton Race	0.5
	Oct 1	Independent School District 279 Cross Country Race	0.5
	Oct 10	Autumn Woods Classic	0.9
Fish Lake RP		TOTAL	2.2
	Year Long	Formal program visits not counted in regular sample and not part of other special events	0.5
	School Year	School groups at education center	0.4
	Feb 27	Cyclehealth Race	0.5
	Feb 28	Cyclehealth Race	0.5
	Oct 6	Generation Endurace Race	0.3
Gale Woods Farm SRF		TOTAL	23.4
	Year Long	Formal program visits not counted in regular sample and not part of other special events	8.6
	School Year	School groups at education center	11.8
	Mar 14	Sheep Shearing	0.3
	Jun 11	Soshnik Picnic	0.3
	Jun 26	Rogers Wedding	0.3
	Aug 9	Bonnema Wedding	0.3
	Aug 21	Skarie Wedding	0.3
	Aug 28	Independent School District 1 Cross Country Race	0.3
	Sep 6	Navarro Wedding	0.3
	Sep 19	Her Wedding	0.3
	Oct 17	Hadden Wedding	0.3
	Nov 7	Pinegar Picnic	0.3
Hyland Lake PR		TOTAL	255.5
	Year Long	Formal program visits not counted in regular sample and not part of other special events	8.8
	School Year	School groups at education center	15.4
	Winter	Downhill winter recreation area (manufactured snow area)	136.6
	Winter	Cross country winter recreation area (manufactured snow area)	92.6
	Jan 24	Ice Harvesting Day	0.5
	Aug 13	Towers Watson Company Event	0.3
	Aug 22	Monarch Mission	0.7
	Sep 19	Party in the Prairie	0.6
Kingswood Park SRF		None	-
Lake Independence RT		None	-
Lake Minnetonka RP		TOTAL	1.2
	Year Long	Formal program visits not counted in regular sample and not part of other special events	0.3
	School Year	School groups at education center	0.3
	Winter	Snowmobile trail use	0.6
Lake Minnetonka Islands		None	-
Lake Minnetonka LRT RT		TOTAL	2.2
	Jul 1	Firecracker Race	1.2
	Aug 1	Tour de Tonka Race (Dakota Rail RT-Carver & TRPD, Lake Minnetonka LRT RT, Minnesota River Bluffs LRT RT)	0.5
	Sep 19	Excelsior Lake Minnetonka Race	0.5
Lake Rebecca PR		TOTAL	7.3
	Winter	Snowmobile trail use	0.3
	Year Long	Formal program visits not counted in regular sample and not part of other special events	0.6
	School Year	School groups at education center	0.4
	Jun 13	Liberty Triathlon	1.0
	Jul 11	Local 539 Pipefitters Picnic	0.3
	Jul 29	Kidcare Picnic	0.3
	Jul 31	Great Batch Medical Picnic	0.8
	Aug 1	Grace Full Gospel Picnic	0.4
	Aug 15	Cyclehealth Race	1.2
	Aug 22	US Water Services Picnic	0.3

Table 2: Special event counts for 2015

(Note: these events occurred at times that were specifically not sampled to avoid double-counting)

Agency/Park	Date	Event	Visits (1,000s)
THREE RIVERS PARK DISTRICT: continued			
Lake Rebecca PR, continued			
	Aug 23	TCS Company Picnic	1.0
	Aug 29	Tata Consultancy Services Company Picnic	0.4
	Sep 12	APG Cashdrawer Company Picnic	0.3
The Landing SRF			
	Year Long	TOTAL Formal program visits not counted in regular sample and not part of other special events	14.7 5.2
	School Year	School groups at education center	7.5
	May 2	Civil War Weekend	0.6
	May 17	Rev3 Adventure Race	0.6
	Dec 19	Folkways of the Holidays	0.5
	Dec 20	Folkways of the Holidays	0.3
Luce Line RT			
		None	-
Medicine Lake RT			
	May 9	TOTAL Anderson Race Management Race	1.4 1.0
	Jul 11	Maple Grove Community Organization	0.4
Minnesota River Bluffs LRT RT			
	Aug 1	TOTAL Tour de Tonka Race (Dakota Rail RT-Carver & TRPD, Lake Minnetonka LRT RT, Minnesota River Bluffs LRT RT)	0.7 0.7
Nine Mile Creek RT			
		None	-
Noerenberg Gardens SRF			
		None	-
North Cedar Lake LRT RT			
		None	-
North Mississippi RP			
	Year Long	TOTAL Formal program visits not counted in regular sample and not part of other special events	8.4 2.8
	School Year	School groups at education center	5.6
Northeast Diagonal RT			
		None	-
Rush Creek RT			
		None	-
Shingle Creek RT			
		None	-
Silverwood SRF			
	Year Long	TOTAL Formal program visits not counted in regular sample and not part of other special events	17.6 8.0
	School Year	School groups at education center	2.7
	Mar 28	Silverwood Egg Hunt	1.0
	May 20	Gallery Reception	0.3
	Jun 10	Summer Concert Series	0.7
	Jun 14	Summer Concert Series	0.5
	Jun 25	Summer Concert Series	0.5
	Sep 19	Field Trip	2.5
	Sep 27	Wedding Fair	0.5
	Nov 19	Sustainability Fair	0.4
	Dec 19	Candy Cane Hunt	0.5
Twin Lakes RT			
		None	-
WASHINGTON COUNTY:			
Big Marine PR			
	May 16	TOTAL ALS Bike Trek	0.8 0.8
Cottage Grove Ravine RP			
	Winter	TOTAL Snowmobile Use	1.8 1.8
Hardwood Creek RT			
	Winter	TOTAL Snowmobile Use	21.5 18.0
	Jun 14	MS 150	3.5
Lake Elmo PR			
	Winter	TOTAL Snowmobile Use	13.2 1.8
	May 9	Oakdale Duathlon	0.5
	May 20	Woodbury Lutheran	0.4
	Jun 6	Lee Family	0.3
	Jun 9	Open World	0.3
	Jun 13	Her Family	0.5
	Jun 27	Linberg Wedding	0.3
	Jul 18	Helgeson Family	0.3

Table 2: Special event counts for 2015

(Note: these events occurred at times that were specifically not sampled to avoid double-counting)

Agency/Park	Date	Event	Visits (1,000s)
WASHINGTON COUNTY: continued			
Lake Elmo PR, continued			
	Jul 24	Abualreesh Family	0.3
	Aug 8	Yang Family	0.3
	Aug 8	Cha Family	0.5
	Aug 9	Associated Eye	0.3
	Aug 9	Yang Family	0.4
	Aug 29	Vang Family	0.4
	Sep 7	Vang Family	0.7
	Aug 23	Breakaway Kids Tri	0.5
	Sep 10	Bluegrass Festival	5.5
Pine Point Park RP			
	Apr 26	MN Ironman Bicycle Ride	3.0
Square Lake SRF			
	May 2	Tri Fitness Race	0.4
	Sep 12	SQL Triathlon	0.5
	Sep 13	SQL Triathlon	0.3
	Sep 19	Stillwater Log Run	0.4
St. Croix Bluffs RP			
	May 17	Apple Blossom Run	0.6
	Jul 25	Vang Family	0.3
	Aug 15	Ceridian Annual Picnic	0.4
	Aug 22	Thao Family	0.3
	Sep 10	Cross Country Meet	0.9
	Sep 15	Cross Country Meet	0.4
	Oct 13	Cross Country Meet	0.4

Table 3: Comparison of 2014 and 2015 visitation

Agency	2014 (1,000's)	2015 (1,000's)	# change (1,000's)	% change
Anoka County	3,264.4	3,439.5	175.1	5.4%
Bloomington	700.9	661.2	(39.7)	-5.7%
Carver County	675.1	686.2	11.1	1.7%
Dakota County	1,111.7	1,135.7	24.0	2.2%
Minneapolis	16,662.9	16,397.8	(265.1)	-1.6%
Ramsey County	4,456.8	3,821.9	(634.9)	-14.2%
Saint Paul	9,447.2	9,388.1	(59.1)	-0.6%
Scott County	339.9	332.1	(7.8)	-2.3%
Three Rivers (Hennepin County)	9,573.6	9,896.5	322.9	3.4%
Three Rivers (Scott County)	355.1	302.4	(52.7)	-14.8%
Washington County	1,524.4	1,404.1	(120.3)	-7.9%
Total	48,112.0	47,465.5	(646.5)	-1.3%

Table 4: Comparison of 2014 and 2015 park vs. trail visitation

	2014 (1,000's)	2015 (1,000's)	# change (1,000's)	% change	% of all visits in 2015
Trail Visits ¹	12,615.9	12,680.6	64.7	0.5%	26.7%
Park/Reserve/SRF Visits	35,664.2	34,784.9	(879.3)	-2.5%	73.3%
Total Visits	48,112.0	47,465.5	(646.5)	-1.3%	100.0%

Notes:

¹ About 80% of all visits to the Minneapolis Chain of Lakes and Anoka County Riverfront RP are trail visits. Mississippi Gorge Regional Park is also more similar to a parkway with a regional trail than a regional park. However, the above trail totals do not include those trail visits.

Values are rounded.

If Mississippi Gorge, Minneapolis Chain of Lakes, and Anoka County Riverfront RP trail visits are included in the regional trail total, 40.2% (19.1 million) of all visits are trail visits.

Table 5: Most-visited regional parks and trails - 2015

Rank by visits	Park/trail	Agency	2015 Visitation (1,000's)	Cumulative percent of total visitation
1	Minneapolis Chain-of-Lakes RP	Minneapolis	5,101.7	10.7%
2	Como RP, Zoo & Conservatory SRF	Saint Paul	4,345.0	19.9%
3	Mississippi Gorge RP	Minneapolis/Saint Paul	2,720.5	25.6%
4	Central Mississippi Riverfront RP	Minneapolis	2,115.5	30.1%
5	Minnehaha RP	Minneapolis	1,717.6	33.7%
6	Hyland-Bush-Anderson Lakes PR	Bloomington/Three Rivers	1,588.6	37.1%
7	Phalen-Keller RP	St. Paul/Ramsey County	1,557.0	40.3%
8	Minnehaha Parkway RT	Minneapolis	1,436.4	43.4%
9	Nokomis-Hiawatha RP	Minneapolis	1,390.3	46.3%
10	Cedar Lake RT /Cedar Lake LRT RT	Minneapolis/Three Rivers	1,229.5	48.9%
11	Elm Creek PR	Three Rivers	1,051.8	51.1%
12	Lilydale-Harriet Island-Cherokee Hts RP	St. Paul	1,004.7	53.2%
13	Battle Creek/Indian Mounds RP	Ramsey County/Saint Paul	851.2	55.0%
14	Grass-Vadnais-Snail Lake RP	Ramsey County	661.7	56.4%
15	Victory Memorial Parkway RT	Minneapolis	646.7	57.8%
16	Medicine Lake RT	Three Rivers	631.1	59.1%
17	Bunker Hills RP	Anoka County	630.3	60.4%
18	Kenilworth RT	Minneapolis	617.5	61.7%
19	Bruce Vento RT	Ramsey County/Saint Paul	594.7	63.0%
20	Lebanon Hills RP	Dakota County	576.4	64.2%
Total			30,468.2	
Percent of 2015 Visitation			64.2%	

Note: Totals rounded.

Table 6: Urban parks visitation - 2015

	2015 Visitation (1,000's)
Agency	
Minneapolis Parks Total	16,397.8
Saint Paul Parks Total	9,388.1
Urban Total	25,785.8
Urban Percentage of 2015 visitation	54.3%

Note: Totals rounded.

Table 7: Como visitation - park and zoo/conservatory

Park Unit	2015 Visitation (1,000's)	2015 %
Como Zoo & Conservatory SRF ¹	3,441.2	79.2%
Como Park (non-zoo/conservatory visits)	903.8	20.8%
Como Total	4,345.0	100%

Notes:

¹ Como Zoo & Conservatory Special Recreation Feature estimates are based on visitor interviews conducted in 2008. That data indicated that 79.2% of all Como visitors were primarily visiting the Zoo & Conservatory.

Totals rounded.

Table 8: Visitation estimates by agency for operations and maintenance funding formula purposes - 2015

Agency	2015 Visitation (1,000's)	Percentage of total ¹
Anoka County	3,439.50	7.27%
Bloomington	661.23	1.40%
Carver County	686.24	1.45%
Dakota County	1,135.67	2.40%
Minneapolis Park & Recreation Board	16,397.78	34.65%
Ramsey County	3,821.92	8.08%
Saint Paul	9,388.06	19.84%
Scott County	332.08	0.70%
Three Rivers Park District - Hennepin ²	9,759.87	20.62%
Three Rivers Park District - Scott	302.43	0.64%
Washington County	1,404.11	2.97%
TOTAL	47,328.89	100.00%

Notes:

¹ Percentages are given to the second decimal point for use in the O&M funding formula.

² O&M visitation estimates do not include enterprise facility visitation (downhill skiing at Hyland-Bush-Anderson Lakes PR).

2015 Percentage of total visitation by agency

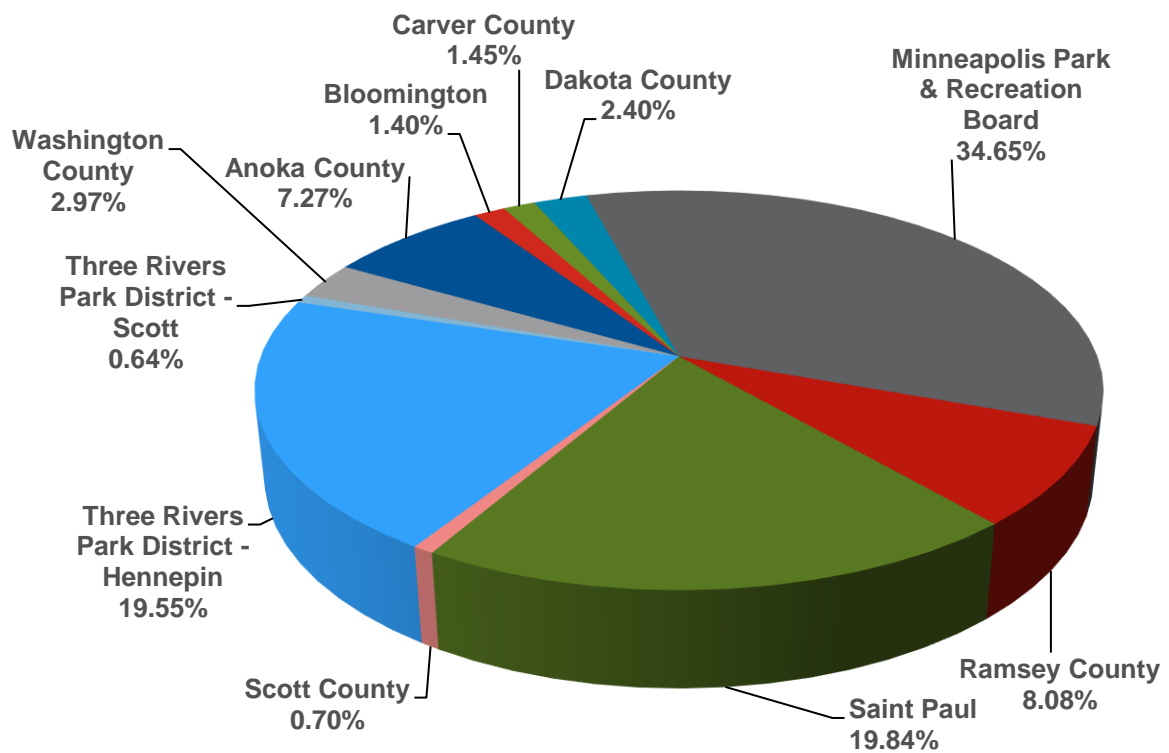


Table 9: Regional Parks System units sample counted 2015

<u>Regional Parks</u>		<u>Park Agency</u>	<u>Regional Trails</u>		<u>Park Agency</u>
1	Anoka County Riverfront RP	Anoka County	1	Bunker Hills-Chain of Lakes RT	Anoka County
2	Bunker Hills RP	Anoka County	2	Central Anoka RT	Anoka County
3	Lake George RP	Anoka County	3	Coon Creek RT	Anoka County
4	Martin-Island-Linwood Lakes RP	Anoka County	4	East Anoka County RT	Anoka County
5	Mississippi West RP	Anoka County	5	Mississippi River RT (Anoka Co)	Anoka County
6	Rum River RP	Anoka County	6	Rice Creek North RT	Anoka County/Ramsey County
7	Coon Rapids Dam RP	Anoka County/Three Rivers	7	Rice Creek West RT	Anoka County/Ramsey County
8	Baylor RP	Carver County	8	Rum River RT	Anoka County
9	Lake Minnewashta RP	Carver County	9	Dakota Rail RT	Carver County/Three Rivers
10	Lake Waconia RP	Carver County	10	Minnesota River Bluffs LRT RT	Carver County/Three Rivers
11	Lake Byllesby RP	Dakota County	11	Southwest RT	Carver County
12	Lebanon Hills RP	Dakota County	12	Big Rivers RT	Dakota County
13	Whitetail Woods RP	Dakota County	13	Mississippi River RT (Dakota Co)	Dakota County
14	Central Mississippi Riverfront RP	Minneapolis Park & Rec Board	14	North Urban RT	Dakota County
15	Minneapolis Chain-of-Lakes RP	Minneapolis Park & Rec Board	15	Cedar Lake RT	Minneapolis Park & Rec Board
16	Minnehaha RP	Minneapolis Park & Rec Board	16	Columbia Parkway RT	Minneapolis Park & Rec Board
17	Nokomis-Hiawatha RP	Minneapolis Park & Rec Board	17	Kenilworth RT	Minneapolis Park & Rec Board
18	Theodore Wirth RP	Minneapolis Park & Rec Board	18	Luce Line RT	Minneapolis/Three Rivers
19	Mississippi Gorge RP	Minneapolis/St. Paul	19	Minnehaha Parkway RT	Minneapolis Park & Rec Board
20	North Mississippi RP	Minneapolis/Three Rivers	20	Northeast Diagonal RT	Minneapolis/Three Rivers
21	Bald Eagle-Otter Lake RP	Ramsey County	21	Ridgeway Parkway RT	Minneapolis Park & Rec Board
22	Long Lake RP	Ramsey County	22	St. Anthony Parkway RT	Minneapolis Park & Rec Board
23	Snail Lake (Grass-Vadnais-Snail) RP	Ramsey County	23	Victory Memorial Parkway RT	Minneapolis Park & Rec Board
24	Tony Schmidt RP	Ramsey County	24	Birch Lake RT	Ramsey County
25	Battle Creek & Indian Mounds RP	Ramsey County/St. Paul	25	Highway 96 RT	Ramsey County
26	Como RP	St. Paul	26	Trout Brook RT	Ramsey County
27	Hidden Falls-Crosby Farm RP	St. Paul	27	Bruce Vento RT	Ramsey County/St. Paul
28	Lilydale-Harriet Island & Cherokee Heights RP	St. Paul	28	Samuel Morgan RT	St. Paul
29	Phalen-Keller RP	St. Paul/Ramsey County	29	Scott County RT	Scott County
30	Cedar Lake Farm RP	Scott County	30	Bassett Creek RT	Three Rivers Park District
31	Spring Lake RP	Scott County	31	Cedar Lake LRT RT	Three Rivers Park District
32	Bryant Lake RP	Three Rivers Park District	32	Lake Independence RT	Three Rivers Park District
33	Clifton E. French RP	Three Rivers Park District	33	Lake Minnetonka LRT RT	Three Rivers Park District
34	Eagle Lake RP	Three Rivers Park District	34	Medicine Lake RT	Three Rivers Park District
35	Fish Lake RP	Three Rivers Park District	35	Nine Mile Creek RT	Three Rivers Park District
36	Lake Minnetonka Islands RP	Three Rivers Park District	36	North Cedar Lake RT	Three Rivers Park District
37	Lake Minnetonka RP	Three Rivers Park District	37	Rush Creek RT	Three Rivers Park District
38	Cleary Lake RP	Three Rivers (Scott County)	38	Shingle Creek RT	Three Rivers Park District
39	Cottage Grove Ravine RP	Washington County	39	Twin Lakes RT	Three Rivers Park District
40	Pine Point RP	Washington County	40	Hardwood Creek RT	Washington County
41	St. Croix Bluffs RP	Washington County			
<u>Park Reserves</u>			<u>Special Recreation Features</u>		
1	Rice Creek Chain-of-Lakes PR	Anoka County	1	Como Conservatory	St. Paul
2	Miesville Ravine PR	Dakota County	2	Como Zoo	St. Paul
3	Spring Lake PR	Dakota County	3	Gale Woods	Three Rivers Park District
4	Baker PR	Three Rivers Park District	4	The Landing	Three Rivers Park District
5	Carver PR	Three Rivers Park District	5	Kingswood SRF	Three Rivers Park District
6	Crow-Hassan PR	Three Rivers Park District	6	Noerenberg Gardens SRF	Three Rivers Park District
7	Elm Creek PR	Three Rivers Park District	7	Silverwood SRF	Three Rivers Park District
8	Lake Rebecca PR	Three Rivers Park District	8	Square Lake SRF	Washington County
9	Hyland-Bush-Anderson Lakes PR	Three Rivers/Bloomington			
10	Murphy-Hanrehan PR	Three Rivers (Scott County)			
11	Big Marine PR	Washington County			
12	Lake Elmo PR	Washington County			
			101 TOTAL UNITS		

Table 10: Comparison of estimated visits from 2009 to 2015

	2009	2010	2011	2012	2013	2014	2015
Anoka County	3,280.7	3,269.6	3,380.8	3,152.0	3,178.2	3,264.4	3,439.5
Bloomington	512.6	610.4	789.4	715.1	742.2	700.9	661.2
Carver County	265.5	307.3	443.9	582.6	614.7	675.1	686.2
Dakota County	929.8	932.9	1,047.8	1,034.0	1,038.0	1,111.7	1,135.7
Minneapolis	14,113.0	14,768.1	15,098.8	15,223.9	15,976.6	16,662.9	16,397.8
Ramsey County	3,057.3	3,714.3	4,014.7	4,291.5	4,657.2	4,456.8	3,821.9
Saint Paul	7,229.5	7,628.2	8,552.6	9,710.5	9,455.6	9,447.2	9,388.1
Scott County	255.1	313.5	319.6	290.0	358.9	339.9	332.1
Three Rivers	6,865.8	7,646.7	8,619.3	8,995.1	9,390.4	9,573.6	9,759.9
Three Rivers (Scott County)	292.0	282.3	345.5	328.5	325.6	355.1	302.4
Washington County	1,261.2	1,394.3	1,498.8	1,520.7	1,567.6	1,524.4	1,404.1
REGIONAL TOTALS	38,062.5	40,867.6	44,111.2	45,843.9	47,305.0	48,112.0	47,328.9
% annual increase		7.4%	7.9%	3.9%	3.2%	1.7%	-1.6%

Visits in 1,000's.

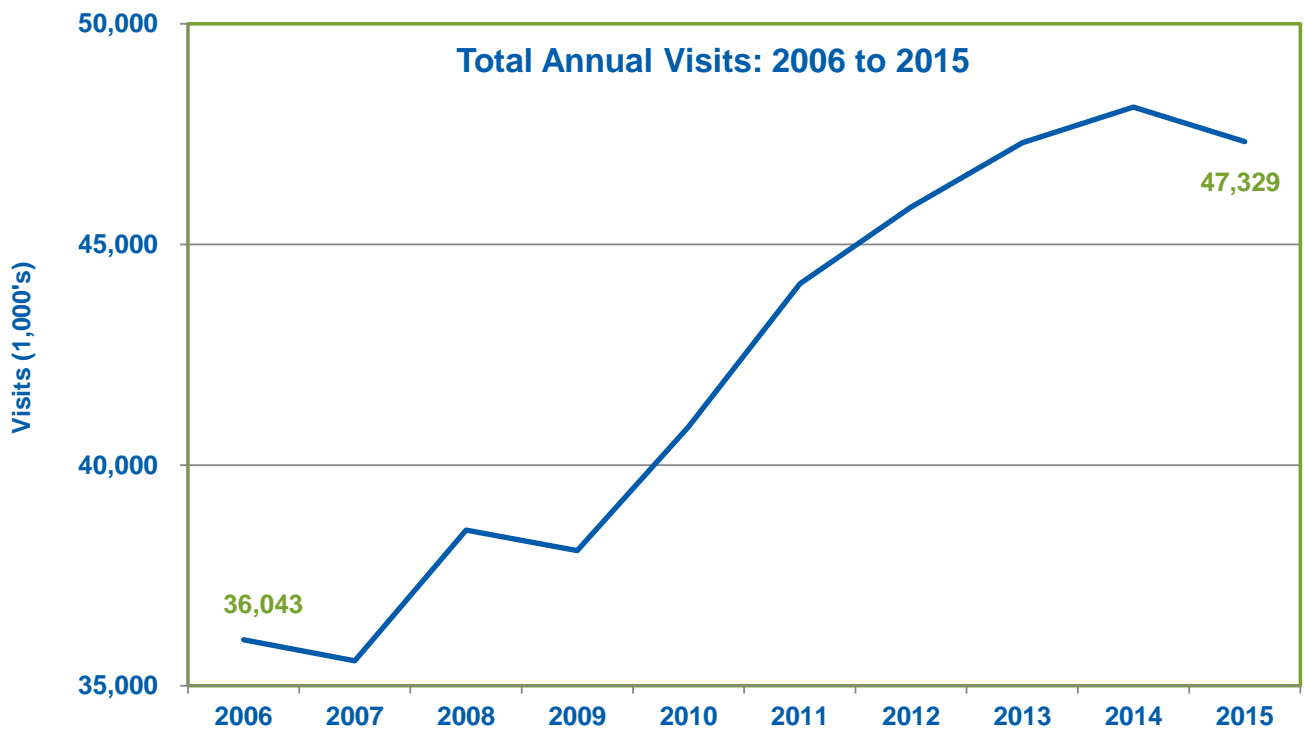


Table 11: Top activities in the Regional Parks System based on 2008 visitor survey data

Activity	% of park activity occasions ¹	# of park activity occasions	% of trail activity occasions	# of trail activity occasions	Total # of activity occasions	% of total visits
		1,000's		1,000's	1,000's	
Walking/hiking	21%	7,305	30%	3,804	11,109	23%
Biking	10%	3,478	45%	5,706	9,185	19%
Swimming ³	16%	5,566	2%	254	5,819	12%
Picnicking	10%	3,478	0%	-	3,478	7%
Relaxing ²	9%	3,131	2%	254	3,384	7%
Jogging/running	5%	1,739	10%	1,268	3,007	6%
Playground use ³	7%	2,435	1%	127	2,562	5%
Dog-walking	5%	1,739	7%	888	2,627	6%
Sunbathing ³	6%	2,087	1%	127	2,214	5%
Fishing ³	6%	2,018	1%	127	2,144	5%
Boating	4%	1,391	0%	-	1,391	3%
Zoo visits (Como)	4%	1,391	0%	-	1,391	3%
In-line skating	2%	696	4%	507	1,203	3%
Camping	2%	696	0%	-	696	1%

	Regional Parks	Regional Trails	System-wide
2015 system-wide visits (in 1,000's of visits)	34,784.9	12,680.6	47,465.5
% of 2015 visits	73%	27%	100%

Notes:

¹ Activity pattern data of regional park and trail visitors was collected in 2008 and published in the *Metropolitan Council Regional Parks and Trails Survey 2008*. The activity patterns were applied to the 2008 visit estimate to generate this table. Visitors could do more than one activity during their visit to a regional park or trail. Each time they participated in an activity, it was considered an activity occasion. Therefore, the total number of activity occasions is greater than the actual number of visits.

² "Relaxing" was a general activity on a list of activities that park visitors used to indicate what they did during their park visit. This activity was not specifically defined.

³ For trail visits, survey respondents indicated that the trails were providing access to these activities. For example, 2% of trail visits provided access to swimming and 1% of trail visits provided access to fishing.

Table 12: Visitor origin by agency ¹

Agency	Total visits (1,000s)	Number and percent of visits from people who live in the following agency jurisdictions: (in 1,000s)												
		Anoka County	Bloomington	Carver County	Dakota County	Minneapolis	Ramsey County	St Paul	Scott County	Three Rivers (Hennepin)	Washington County	Greater MN	Out of state	Outside of US
ANOKA COUNTY														
Total Visitation	3,439.5	1,951.3	8.6	4.3	34.3	141.5	677.6	81.5	4.3	244.5	60.0	150.1	81.5	-
Visitation by Percentage	7.2%	56.7%	0.2%	0.1%	1.0%	4.1%	19.7%	2.4%	0.1%	7.1%	1.7%	4.4%	2.4%	0.0%
BLOOMINGTON														
Total Visitation	661.2	5.1	360.2	6.8	32.1	44.0	5.1	16.9	35.5	121.8	3.4	6.8	22.0	1.7
Visitation by Percentage	1.4%	0.8%	54.5%	1.0%	4.9%	6.6%	0.8%	2.6%	5.4%	18.4%	0.5%	1.0%	3.3%	0.3%
CARVER COUNTY														
Total Visitation	686.2	5.3	10.6	327.2	35.4	19.5	1.8	3.5	35.4	139.7	1.8	93.7	12.4	-
Visitation by Percentage	1.4%	0.8%	1.5%	47.7%	5.2%	2.8%	0.3%	0.5%	5.2%	20.4%	0.3%	13.7%	1.8%	0.0%
DAKOTA COUNTY														
Total Visitation	1,135.7	8.3	22.2	2.8	731.2	62.6	22.2	127.9	11.1	40.3	23.6	45.9	37.5	-
Visitation by Percentage	2.4%	0.7%	2.0%	0.2%	64.4%	5.5%	2.0%	11.3%	1.0%	3.5%	2.1%	4.0%	3.3%	0.0%
MINNEAPOLIS PARK & REC BOARD														
Total Visitation	16,397.8	342.4	361.4	38.0	418.5	8,560.3	380.5	818.0	76.1	4,527.5	76.1	133.2	627.8	38.0
Visitation by Percentage	34.5%	2.1%	2.2%	0.2%	2.6%	52.2%	2.3%	5.0%	0.5%	27.6%	0.5%	0.8%	3.8%	0.2%
RAMSEY COUNTY														
Total Visitation	3,821.9	361.2	4.9	4.9	43.9	68.3	2,050.1	864.0	-	92.7	200.1	43.9	83.0	4.9
Visitation by Percentage	8.1%	9.5%	0.1%	0.1%	1.1%	1.8%	53.6%	22.6%	0.0%	2.4%	5.2%	1.1%	2.2%	0.1%
ST. PAUL														
Total Visitation	9,388.1	280.6	46.8	23.4	841.8	678.1	724.9	4,734.9	46.8	444.3	689.8	315.7	514.4	46.8
Visitation by Percentage	19.8%	3.0%	0.5%	0.2%	9.0%	7.2%	7.7%	50.4%	0.5%	4.7%	7.3%	3.4%	5.5%	0.5%
SCOTT COUNTY / THREE RIVERS														
Total Visitation	634.5	-	9.5	4.2	122.9	6.3	1.1	2.1	439.1	16.8	2.1	20.0	9.5	1.1
Visitation by Percentage	1.3%	0.0%	1.5%	0.7%	19.4%	1.0%	0.2%	0.3%	69.2%	2.6%	0.3%	3.1%	1.5%	0.2%
THREE RIVERS PARK DISTRICT														
Total Visitation	9,896.5	608.2	226.8	484.5	123.7	1,061.8	92.8	82.5	164.9	6,216.2	41.2	556.7	206.2	30.9
Visitation by Percentage	20.8%	6.1%	2.3%	4.9%	1.3%	10.7%	0.9%	0.8%	1.7%	62.8%	0.4%	5.6%	2.1%	0.3%
WASHINGTON COUNTY														
Total Visitation	1,404.1	81.7	5.3	-	58.6	24.9	124.3	118.9	3.6	30.2	788.1	83.4	83.4	1.8
Visitation by Percentage	3.0%	5.8%	0.4%	0.0%	4.2%	1.8%	8.8%	8.5%	0.3%	2.1%	56.1%	5.9%	5.9%	0.1%
TOTAL VISITATION	47,465.5	3,644.1	1,056.3	896.1	2,442.4	10,667.2	4,080.2	6,850.2	816.8	11,873.9	1,886.3	1,449.3	1,677.6	125.1
TOTAL VISITATION by PERCENTAGE	100.0%	7.7%	2.2%	1.9%	5.1%	22.5%	8.6%	14.4%	1.7%	25.0%	4.0%	3.1%	3.5%	0.3%

NOTES:

All visits are listed in units of 1,000.

Local visits are defined as visits to a park by visitors who reside in that park agency's jurisdiction. Local visits for each agency are in bold and are highlighted.

¹ Visitor origin data is from the *Metropolitan Council Regional Parks and Trails Survey 2008*. Percentages were adjusted to disregard "unknown" visitor origin and therefore may differ slightly from the survey report.

Three Rivers Park District owns and operates two regional parks in Scott County. The amounts shown in this table reflect visits to park and trail units located in Scott County regardless of managing entity.

Table 13: Local and non-local visits by agency

Agency	Total visits (1,000s)	Number and percent of visits from people who live in the following agency jurisdictions (in 1,000s):				
		Local Visits	Non-Local Visits			
			Regional	Greater MN	Out of state	Outside of US
ANOKA COUNTY						
Total Visitation	3,439.50	1,951.3	1,256.6	150.1	81.5	-
Visitation by Percentage	7.2%	56.7%	36.5%	4.4%	2.4%	0.0%
BLOOMINGTON						
Total Visitation	661.23	360.2	270.6	6.8	22.0	1.7
Visitation by Percentage	1.4%	54.5%	40.9%	1.0%	3.3%	0.3%
CARVER COUNTY						
Total Visitation	686.24	327.2	252.92	93.7	12.4	-
Visitation by Percentage	1.4%	47.7%	36.9%	13.7%	1.8%	0.0%
DAKOTA COUNTY						
Total Visitation	1,135.67	731.2	321.1	45.9	37.5	-
Visitation by Percentage	2.4%	64.4%	28.3%	4.0%	3.3%	0.0%
MINNEAPOLIS PARK & RECREATION BOARD						
Total Visitation	16,397.78	8,560.3	7,038.5	133.2	627.8	38.0
Visitation by Percentage	34.5%	52.2%	42.9%	0.8%	3.8%	0.2%
RAMSEY COUNTY						
Total Visitation	3,821.92	2,050.1	1,640.1	43.9	83.0	4.9
Visitation by Percentage	8.1%	53.6%	42.9%	1.1%	2.2%	0.1%
ST. PAUL						
Total Visitation	9,388.06	4,734.9	3,776.3	315.7	514.4	46.8
Visitation by Percentage	19.8%	50.4%	40.2%	3.4%	5.5%	0.5%
SCOTT COUNTY / THREE RIVERS						
Total Visitation	634.51	439.1	164.9	20.0	9.5	1.1
Visitation by Percentage	1.3%	69.2%	26.0%	3.1%	1.5%	0.2%
THREE RIVERS PARK DISTRICT						
Total Visitation	9,896.47	6,216.2	2,886.5	556.7	206.2	30.9
Visitation by Percentage	20.8%	62.8%	29.2%	5.6%	2.1%	0.3%
WASHINGTON COUNTY						
Total Visitation	1,404.11	788.1	447.3	83.4	83.4	1.8
Visitation by Percentage	3.0%	56.1%	31.9%	5.9%	5.9%	0.1%
TOTAL VISITATION	47,465.5	26,158.7	18,054.7	1,449.3	1,677.6	125.1
TOTAL VISITATION by PERCENTAGE	100.0%	55.1%	38.0%	3.1%	3.5%	0.3%

NOTES:

All visits are listed in units of 1,000.

Local visits are defined as visits to a park by visitors who reside in that park agency's jurisdiction. Local visits for each agency are in bold and are highlighted.

Visitor origin data is from the *Metropolitan Council Regional Parks and Trails Survey 2008*. Percentages were adjusted to disregard "unknown" visitor origin and therefore may differ slightly from the survey report.

Acknowledgements

The Metropolitan Regional Parks System is owned and operated by ten city, county, or special park districts. Each agency is responsible for conducting the annual counts for their respective Regional Parks System units. The 2015 annual use estimate counts are the result of over 4,200 staff hours across all the ten agencies, along with significant time dedicated to staff training and oversight. Without the help of these ten agencies, the annual use estimate would not be possible. The agencies and their count supervisors are as follows:

Anoka County—Cindy Bornetun
City of Bloomington—Mark Morrison
Carver County—Sam Pertz
Dakota County—Doug Gross and Jessica Montgomery
Minneapolis Park and Recreation Board—Ginger Cannon
Ramsey County—Jennifer Fink
City of St. Paul—Eric Thompson
Scott County—Patricia Freeman and Thomas Mercier
Three Rivers Park District—Thomas Mercier
Washington County—Lori Myers



390 Robert North
Saint Paul, MN 55101-1805

651.602.1000
TTY 651.291.0904
public.info@metc.state.mn.us
metro council.org

Follow us on:
twitter.com/metcouncilnews
facebook.com/MetropolitanCouncil
youtube.com/MetropolitanCouncil