

Minnesota Gambling Control Board

FY2016 Lawful (Charitable) Gambling Organization Annual Report Summary

(MS 349.151, Subd. 4(a)(9) requires the Gambling Control Board to report annually to the governor and legislature a financial summary for each licensed organization)

GROSS RECEIPTS, PRIZES PAID, OPERATING EXPENSE, NET PROFITS

\$1,518,075,802	100.0%	Gross Receipts (all money received from the five forms of lawful gambling)
\$1,267,955,661	83.5%	Less Prizes Paid
\$250,120,140	16.5%	Net Receipts

\$250,120,140	100.0%	Net Receipts
\$124,942,638	50.0%	Less Allowable Expenses (operating expenses directly related to conduct of gambling such as salaries, rent, product, supplies)
\$125,177,503	50.0%	Net Profit

LAWFUL PURPOSE EXPENDITURES (LPE)

\$60,610,887	24.2%	Taxes and Fees (federal and state taxes related to gambling, the .125% regulatory fee, and licensing fees paid to Gambling Control Board)
\$51,647,097	20.6%	Charitable Expenditures (See chart FY2016 Charitable Expenditures by Category)
\$10,376,305	4.1%	Other LPE (miscellaneous allowed items such as real estate taxes and utilities paid by veteran and fraternal organizations that own their own buildings)
\$122,634,289	49.0%	Total Lawful Purpose Expenditures

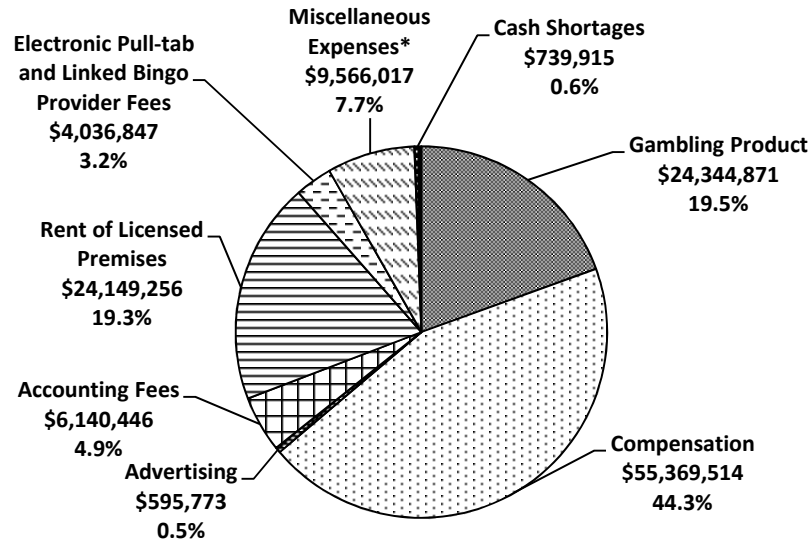
Organization Type:

Veterans	311	27.6%	American Legions, VFWs, Auxiliaries, Servicemen's Clubs, etc.
Fire	168	14.9%	Firefighter relief associations
Lions	154	13.7%	Lions clubs
Youth Hockey	86	7.6%	Youth hockey associations and ice arenas
Outdoor	87	7.7%	Wildlife conservation, snowmobile and ATV trails, etc.
Youth	88	7.8%	Youth sports other than hockey, youth arts, and other youth activities
Fraternal	85	7.5%	Eagles, Elks, Moose, Jaycees, etc.
Civic	72	6.4%	Chambers of Commerce, commercial clubs, community clubs, lake associations, etc.
Miscellaneous	48	4.3%	Festivals, animal shelters, arts, library, medical, etc.
Religious	29	2.6%	Churches, schools, Knights of Columbus
*Total	1,128	100%	

* Report does not include organizations that did not actively conduct gambling for the entire fiscal year or organizations that did not submit accurate monthly reports to the board in time to be included in this summary.

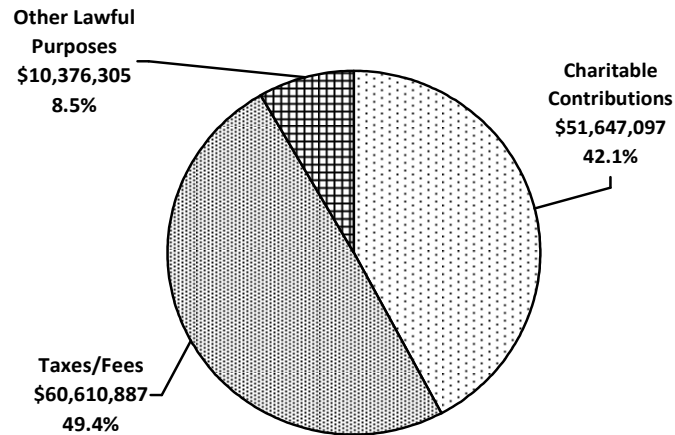
FY2016 Organization Annual Report Summary

FY2016 ALLOWABLE EXPENSES BY CATEGORY



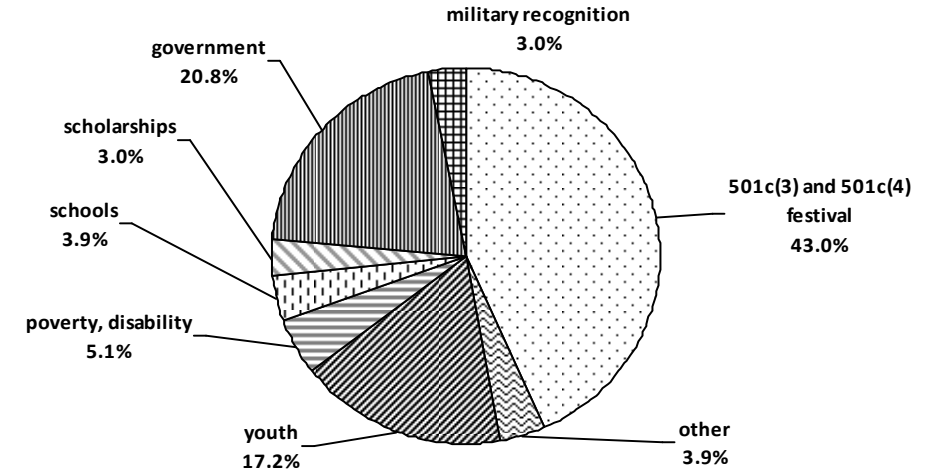
FY2016 Total Allowable Expenses \$124,942,638

FY2016 LAWFUL PURPOSES BY CATEGORY



FY2016 Total Lawful Purpose Expenditures \$122,634,289

FY2016 CHARITABLE CONTRIBUTIONS BY CATEGORY



Amount	Percentage	Description	LPE Code
\$22,232,039	43.0%	501c(3) and 501c(4) festival organizations	A1
\$10,751,886	20.8%	Government	A10
\$8,908,621	17.2%	Youth	A7
\$2,616,836	5.1%	Poverty, disability	A2
\$2,019,720	3.9%	Schools	A4
\$1,574,148	3.0%	Military recognition	A6
\$1,527,473	3.0%	Scholarships	A5
<u>\$2,016,374</u>	3.9%	Other charitable contributions	see below
<u>\$51,647,097</u>	100%	TOTAL CHARITABLE CONTRIBUTIONS	
\$983,199		Other - church	A11
\$593,568		Other - wildlife management, trails	A13
\$278,175		Other - food shelves	A14
\$74,928		Other - community arts	A15
\$68,176		Other - honoring humanitarian service	A19
\$14,111		Other - water testing programs	A12
<u>\$4,217</u>		Other - problem gambling	A3
<u>\$2,016,374</u>		TOTAL OTHER CHARITABLE CONTRIBUTIONS	

* Examples of a "miscellaneous expense" include office equipment and supplies, traveling expenses, and gambling manager's bond.

FY2016 Organization Annual Report Summary

Star Rating

Each licensed organization is evaluated by the Gambling Control Board to determine a rating based on the percentage of its annual net receipts (gross receipts less prizes paid) spent on lawful purpose expenditures (LPE).

Lawful purpose expenditures include charitable contributions, payments to local units of government, lawful gambling taxes, and building expenses related to veteran and fraternal organizations.

Organizations are evaluated according to the following criteria.

% Spent on LPE	Rating	
50% or more	5 star	
40% or more	4 star	
30% or more	3 star	
20% or more	2 star	
Less than 20%	1 star	

Organizations with less than a three-star rating are placed on probationary status. Probationary organizations must increase their star rating to three or more stars by the end of the following fiscal year to avoid possible sanctions.

Exception: An organization that only conducts lawful gambling in a location where the primary business is bingo must be rated at two or more stars to avoid probation and possible sanctions.

Lawful Purpose Expenditures A-Code Summary

- | | | |
|---|---|---|
| <p>A 1 To and by 501c3 organizations or 501c4 festival organizations.</p> | <p>A 11 To and by a nonprofit organization which is a church or a body of communicants.</p> | <p>A 18 Fees paid to the state for organization license, premises permits, and gambling manager license.</p> |
| <p>A 2 Relieving the effects of poverty, homelessness, or disability.</p> | <p>A 12 Water quality testing for public waters, with MPCA approval.</p> | <p>A 19 Recognizing humanitarian service (volunteerism and philanthropy).</p> |
| <p>A 3 Program for education, prevention, or treatment of problem gambling.</p> | <p>A 13 Wildlife management project that benefits the public-at-large, with DNR approval. Costs related to grooming and maintaining snowmobile or all-terrain vehicle trails that are grant-in-aid trails, or other trails open to public use, with DNR approval. Supplies/materials for safety education programs coordinated by the DNR.</p> | <p>A 20 Contribution to another licensed organization, with GCB approval.</p> |
| <p>A 4 Funding a public or private nonprofit education institution registered with or accredited by Minnesota or another state.</p> | <p>A 14 Conducting nutritional programs, food shelves, and congregate dining programs primarily for persons who are age 62 or older or disabled.</p> | <p>A 21 Contribution to a parent organization that has received prior GCB approval.</p> |
| <p>A 5 Scholarships</p> | <p>A 15 To community arts organizations or expenditures to community arts.</p> | <p>A 22 Repair, maintenance, or improvement of owned real property and capital assets, or replacement of unrepairable capital assets, subject to annual limit.</p> |
| <p>A 6 Recognition of military service. Active military personnel in need.</p> | <p>A 16 Utility costs (fuel for heating, water, electricity, and sewer costs) for building wholly owned or wholly leased by licensed veteran or fraternal organizations and used as their primary headquarters (if portion leased out, percentage for primary headquarters allowed with GCB approval).</p> | <p>A 23 Acquisition, erection, or improvement of capital assets used exclusively for lawful purpose, with a cost greater than \$2,000, with GCB approval.</p> |
| <p>A 7 Activities and facilities benefitting youth under age 21.</p> | <p>A 17 Membership events of licensed veteran organization, limited to members and spouses only, held in recognition of military service (limit \$5,000 per year for all organizations at post home).</p> | <p>A 24 Acquisition, erection, improvement, or expansion of real property used exclusively for lawful purpose, with GCB approval.</p> |
| <p>A 8 Payment of local, state, and federal taxes on receipts from lawful gambling.</p> | <p>A 10 Contribution to the United States, state of Minnesota, or any of its subdivisions or agencies or instrumentalities (except a direct contribution to a law enforcement or prosecutorial agency).

A fund administered and regulated by a city or county (for lawful purposes).</p> | <p>A 25 Replacement of building made uninhabitable by fire or catastrophe, or taken under eminent domain, with GCB approval.</p> |
| <p>A 9 Real estate taxes and assessments on gambling premises that are either owned by a licensed organization (includes veterans organizations) or wholly leased by a 501c19 veterans organization.</p> | | <p>A 26 Contribution to a non-licensed 501c19 organization that is not affiliated with contributing organization and whose owned or leased property is not a permitted premises.</p> |

FY2016 Organization Annual Report Summary

by Organization Name

Organization Name	City	License Number	Gross Receipts	Prizes	Net Receipts	ALLOWABLE EXPENSES		LAWFUL PURPOSE EXPENDITURES						STAR RATING		
						TOTAL	%	Charitable	%	Other	%	Taxes/Fees	%		TOTAL	%
100 Yard Club Inc.	Willmar	93006	\$30,384	\$23,500	\$6,884	\$3,811	55.35%	\$3,000	43.58%	\$0	0.00%	\$908	13.19%	\$3,908	56.77%	★★★★★★
A.B.A.T.E. of Minnesota	Marshall	03470	\$115,415	\$83,497	\$31,918	\$12,271	38.45%	\$21,153	66.27%	\$0	0.00%	\$2,857	8.95%	\$24,010	75.23%	★★★★★★
Air Force Assoc General EW Rawlings	Minneapolis	02905	\$1,667,525	\$1,304,482	\$363,043	\$254,476	70.10%	\$15,305	4.22%	\$4,386	1.21%	\$97,374	26.82%	\$117,065	32.25%	★★★★
Airport Foundation MSP	St. Paul	02752	\$612,603	\$468,049	\$144,554	\$50,246	34.76%	\$70,300	48.63%	\$0	0.00%	\$20,554	14.22%	\$90,854	62.85%	★★★★
Aitkin Fire Relief Association	Aitkin	03027	\$1,618,013	\$1,393,520	\$224,493	\$96,770	43.11%	\$48,849	21.76%	\$0	0.00%	\$36,893	16.43%	\$85,742	38.19%	★★★★
Aitkin Lions Club	Aitkin	01694	\$2,941,352	\$2,558,992	\$382,360	\$213,441	55.82%	\$52,904	13.84%	\$0	0.00%	\$110,790	28.98%	\$163,694	42.81%	★★★★
Aitkin Quarterbacks Club	Aitkin	02032	\$602,723	\$483,221	\$119,502	\$55,545	46.48%	\$68,561	57.37%	\$0	0.00%	\$15,463	12.94%	\$84,024	70.31%	★★★★
Albany Fire Department, Inc	Albany	02784	\$1,007,338	\$871,445	\$135,893	\$80,215	59.03%	\$47,500	34.95%	\$0	0.00%	\$18,481	13.60%	\$65,981	48.55%	★★★★
Albany Jaycees	Albany	02474	\$458,977	\$367,070	\$91,907	\$51,128	55.63%	\$32,786	35.67%	\$0	0.00%	\$9,939	10.81%	\$42,725	46.49%	★★★★
Albany Lions Club	Albany	02337	\$350,605	\$286,244	\$64,361	\$37,992	59.03%	\$20,829	32.36%	\$6,706	10.42%	\$7,740	12.03%	\$35,276	54.81%	★★★★
Albert Lea Amateur Hockey Association	Albert Lea	01250	\$996,550	\$790,167	\$206,384	\$116,467	56.43%	\$58,490	28.34%	\$0	0.00%	\$33,322	16.15%	\$91,812	44.49%	★★★★
Albert Lea Wrestling Booster Club	Clarks Grove	35014	\$231,942	\$177,725	\$54,217	\$35,611	65.68%	\$12,500	23.06%	\$0	0.00%	\$6,068	11.19%	\$18,568	34.25%	★★★★
Albertville Lions Club	Albertville	01535	\$3,750,876	\$3,261,560	\$489,316	\$208,647	42.64%	\$145,934	29.82%	\$0	0.00%	\$136,255	27.85%	\$282,189	57.67%	★★★★
Alborn Sno Devils	Alborn Twp	02479	\$1,092,776	\$959,130	\$133,647	\$68,696	51.40%	\$12,826	9.60%	\$15,131	11.32%	\$21,094	15.78%	\$49,051	36.70%	★★★★
Aldrich Lions Club	Aldrich	04000	\$99,203	\$84,791	\$14,412	\$10,314	71.56%	\$2,541	17.63%	\$0	0.00%	\$1,949	13.53%	\$4,491	31.16%	★★★★
Alexandria Area Hockey Association	Alexandria	01739	\$774,686	\$578,287	\$196,399	\$86,804	44.20%	\$78,322	39.88%	\$0	0.00%	\$22,681	11.55%	\$101,003	51.43%	★★★★
Alexandria Area USBC	Alexandria	93086	\$931,676	\$777,117	\$154,559	\$65,330	42.27%	\$47,173	30.52%	\$0	0.00%	\$22,294	14.42%	\$69,467	44.95%	★★★★
Alexandria Wrestling Booster Club	Alexandria	93176	\$355,650	\$283,807	\$71,843	\$28,915	40.25%	\$35,688	49.67%	\$0	0.00%	\$9,375	13.05%	\$45,063	62.72%	★★★★
Aliveness Project Inc	Minneapolis	04988	\$2,382,779	\$1,901,657	\$481,122	\$268,851	55.88%	\$51,891	10.79%	\$0	0.00%	\$138,553	28.80%	\$190,443	39.58%	★★★★
Aliveo Learning Center	Red Wing	36138	\$722,493	\$607,590	\$114,903	\$72,235	62.87%	\$25,730	22.39%	\$0	0.00%	\$14,357	12.49%	\$40,087	34.89%	★★★★
Altura Volunteer Fire Co. Relief Assoc	Altura	04240	\$483,739	\$367,356	\$116,383	\$71,224	61.20%	\$43,900	37.72%	\$500	0.43%	\$17,718	15.22%	\$62,118	53.37%	★★★★
Alvarado Lions Club	Alvarado	03154	\$390,643	\$340,820	\$49,823	\$30,370	60.96%	\$15,602	31.31%	\$0	0.00%	\$5,645	11.33%	\$21,247	42.65%	★★★★
American Legion Auxiliary Unit 134	Walker	00105	\$81,219	\$52,363	\$28,856	\$12,456	43.17%	\$6,926	24.00%	\$500	1.73%	\$2,916	10.11%	\$10,342	35.84%	★★★★
American Legion Auxiliary Unit 290	Cambridge	01000	\$657,300	\$523,139	\$134,161	\$115,675	86.22%	\$24,135	17.99%	\$2,025	1.51%	\$14,168	10.56%	\$40,328	30.06%	★★★★
American Legion Auxiliary Unit 49	Pequot Lakes	02957	\$382,408	\$293,330	\$89,077	\$60,958	68.43%	\$14,663	16.46%	\$2,982	3.35%	\$9,238	10.37%	\$26,883	30.18%	★★★★
American Legion Post 101 Melrose	Melrose	01053	\$603,692	\$483,156	\$120,536	\$53,215	44.15%	\$16,359	13.57%	\$36,784	30.52%	\$15,970	13.25%	\$69,114	57.34%	★★★★
American Legion Post 102 Anoka	Anoka	00010	\$1,084,219	\$841,929	\$242,290	\$142,141	58.67%	\$29,360	12.12%	\$43,998	18.16%	\$41,485	17.12%	\$114,843	47.40%	★★★★
American Legion Post 104 Litchfield	Litchfield	00518	\$772,107	\$626,204	\$145,903	\$44,058	30.20%	\$21,011	14.40%	\$37,715	25.85%	\$22,763	15.60%	\$81,490	55.85%	★★★★
American Legion Post 105 Lyle	Lyle	00247	\$663,135	\$566,967	\$96,168	\$52,723	54.82%	\$18,315	19.04%	\$11,810	12.28%	\$13,198	13.72%	\$43,322	45.05%	★★★★
American Legion Post 108 Le Center	Le Center	00587	\$137,799	\$104,343	\$33,456	\$13,245	39.59%	\$1,093	3.27%	\$18,143	54.23%	\$4,121	12.32%	\$23,356	69.81%	★★★★
American Legion Post 109 Two Harbors	Two Harbors	00368	\$411,220	\$332,049	\$79,171	\$49,339	62.32%	\$2,739	3.46%	\$11,340	14.32%	\$10,381	13.11%	\$24,460	30.90%	★★★★
American Legion Post 11 Mankato	Mankato	00524	\$213,352	\$166,728	\$46,624	\$25,746	55.22%	\$250	0.54%	\$18,843	40.41%	\$7,385	15.84%	\$26,478	56.79%	★★★★
American Legion Post 113 Marshall	Marshall	00746	\$483,446	\$355,298	\$128,148	\$70,649	55.13%	\$12,605	9.84%	\$26,233	20.47%	\$14,188	11.07%	\$53,026	41.38%	★★★★
American Legion Post 117 Thief River Falls	Thief River Falls	00794	\$1,983,343	\$1,685,523	\$297,820	\$119,510	40.13%	\$55,402	18.60%	\$9,387	3.15%	\$75,665	25.41%	\$140,455	47.16%	★★★★

FY2016 Organization Annual Report Summary

by Organization Name

Organization Name	City	License Number	Gross Receipts	Prizes	Net Receipts	ALLOWABLE EXPENSES		LAWFUL PURPOSE EXPENDITURES						STAR RATING		
						TOTAL	%	Charitable	%	Other	%	Taxes/Fees	%		TOTAL	%
American Legion Post 118 Wayzata	Wayzata	01006	\$321,975	\$242,780	\$79,195	\$13,443	16.97%	\$33,430	42.21%	\$13,249	16.73%	\$7,742	9.78%	\$54,421	68.72%	★★★★★
American Legion Post 119 Byron	Byron	01156	\$390,163	\$291,511	\$98,652	\$38,320	38.84%	\$33,641	34.10%	\$10,416	10.56%	\$11,015	11.17%	\$55,073	55.83%	★★★★★
American Legion Post 12 Long Prairie	Long Prairie	00739	\$699,877	\$573,175	\$126,702	\$73,792	58.24%	\$11,369	8.97%	\$21,753	17.17%	\$14,394	11.36%	\$47,516	37.50%	★★★
American Legion Post 121 Watertown	Watertown	02418	\$172,926	\$123,664	\$49,262	\$27,523	55.87%	\$11,036	22.40%	\$781	1.59%	\$5,179	10.51%	\$16,997	34.50%	★★★
American Legion Post 122 Deer River	Deer River	00510	\$837,011	\$675,143	\$161,868	\$74,677	46.13%	\$19,784	12.22%	\$18,589	11.48%	\$30,272	18.70%	\$68,645	42.41%	★★★★
American Legion Post 123 Luverne	Luverne	00498	\$42,170	\$34,776	\$7,394	\$2,486	33.62%	\$264	3.57%	\$2,963	40.08%	\$994	13.45%	\$4,222	57.10%	★★★★★
American Legion Post 126 Cosmos	Cosmos	00833	\$225,938	\$182,007	\$43,931	\$14,387	32.75%	\$2,975	6.77%	\$21,222	48.31%	\$6,351	14.46%	\$30,548	69.54%	★★★★★
American Legion Post 130 Jackson	Jackson	00251	\$249,874	\$189,685	\$60,189	\$26,655	44.29%	\$2,455	4.08%	\$13,263	22.04%	\$7,438	12.36%	\$23,156	38.47%	★★★
American Legion Post 131 Maple Lake	Maple Lake	00623	\$1,349,700	\$1,105,471	\$244,229	\$99,508	40.74%	\$66,622	27.28%	\$37,046	15.17%	\$49,383	20.22%	\$153,051	62.67%	★★★★★
American Legion Post 132 New Ulm	New Ulm	00417	\$275,099	\$209,154	\$65,945	\$34,754	52.70%	\$875	1.33%	\$17,653	26.77%	\$6,547	9.93%	\$25,074	38.02%	★★★
American Legion Post 134 Walker	Walker	00115	\$1,936,023	\$1,565,414	\$370,609	\$142,544	38.46%	\$84,628	22.83%	\$46,334	12.50%	\$86,476	23.33%	\$217,439	58.67%	★★★★★
American Legion Post 136 Flensburg	Flensburg	02663	\$188,488	\$147,512	\$40,976	\$23,745	57.95%	\$9,451	23.07%	\$0	0.00%	\$4,032	9.84%	\$13,484	32.91%	★★★
American Legion Post 137 Royalton	Royalton	00785	\$121,615	\$94,526	\$27,089	\$8,220	30.35%	\$8,793	32.46%	\$10,686	39.45%	\$3,295	12.16%	\$22,773	84.07%	★★★★★
American Legion Post 141 Silver Lake	Silver Lake	00123	\$188,755	\$150,499	\$38,256	\$17,883	46.74%	\$3,785	9.89%	\$12,221	31.94%	\$4,523	11.82%	\$20,529	53.66%	★★★★★
American Legion Post 145 Howard Lake	Howard Lake	01342	\$1,164,465	\$1,027,903	\$136,562	\$55,993	41.00%	\$21,105	15.45%	\$44,520	32.60%	\$19,800	14.50%	\$85,424	62.55%	★★★★★
American Legion Post 146 Adams	Adams	00352	\$187,779	\$153,569	\$34,210	\$13,048	38.14%	\$12,144	35.50%	\$1,565	4.57%	\$4,380	12.80%	\$18,089	52.88%	★★★★★
American Legion Post 147 Big Lake	Big Lake	01195	\$2,212,224	\$1,819,201	\$393,023	\$245,259	62.40%	\$83,297	21.19%	\$3,500	0.89%	\$89,480	22.77%	\$176,277	44.85%	★★★★
American Legion Post 149 Morristown	Morristown	00660	\$284,166	\$214,125	\$70,041	\$34,190	48.81%	\$17,137	24.47%	\$19,485	27.82%	\$7,764	11.08%	\$44,386	63.37%	★★★★★
American Legion Post 157 East Grand Forks	East Grand Forks	00456	\$2,875,222	\$2,413,247	\$461,975	\$189,333	40.98%	\$80,356	17.39%	\$44,190	9.57%	\$135,642	29.36%	\$260,188	56.32%	★★★★★
American Legion Post 16 Bagley	Bagley	00977	\$973,784	\$804,282	\$169,502	\$79,967	47.18%	\$16,793	9.91%	\$31,148	18.38%	\$33,018	19.48%	\$80,959	47.76%	★★★★
American Legion Post 164 Stewartville	Stewartville	01093	\$685,790	\$559,979	\$125,811	\$51,731	41.12%	\$12,769	10.15%	\$20,384	16.20%	\$24,394	19.39%	\$57,546	45.74%	★★★★
American Legion Post 165 Bricelyn	Bricelyn	01183	\$80,417	\$66,409	\$14,008	\$5,719	40.83%	\$300	2.14%	\$4,700	33.55%	\$1,995	14.24%	\$6,995	49.94%	★★★
American Legion Post 167 Willmar	Willmar	00586	\$1,892,965	\$1,599,307	\$293,658	\$156,450	53.28%	\$30,617	10.43%	\$38,333	13.05%	\$72,724	24.76%	\$141,674	48.24%	★★★★
American Legion Post 168 White Bear Lake	White Bear Lake	00539	\$1,168,342	\$962,041	\$206,302	\$103,642	50.24%	\$8,277	4.01%	\$35,539	17.23%	\$45,637	22.12%	\$89,452	43.36%	★★★★
American Legion Post 172 Osseo	Osseo	00104	\$5,478,348	\$4,699,867	\$778,481	\$246,204	31.63%	\$94,836	12.18%	\$85,691	11.01%	\$246,355	31.65%	\$426,882	54.84%	★★★★★
American Legion Post 173 Tracy	Tracy	00327	\$169,333	\$142,109	\$27,224	\$13,489	49.55%	\$12,549	46.10%	\$494	1.81%	\$3,151	11.57%	\$16,194	59.48%	★★★★★
American Legion Post 1776 Apple Valley	Apple Valley	00694	\$7,288,547	\$6,283,051	\$1,005,496	\$314,483	31.28%	\$241,023	23.97%	\$130,433	12.97%	\$330,049	32.82%	\$701,505	69.77%	★★★★★
American Legion Post 178 Milaca	Milaca	00530	\$355,840	\$270,689	\$85,151	\$49,399	58.01%	\$4,060	4.77%	\$14,196	16.67%	\$9,712	11.41%	\$27,968	32.85%	★★★
American Legion Post 179 Plainview	Plainview	00090	\$375,952	\$307,800	\$68,152	\$41,627	61.08%	\$13,522	19.84%	\$22,487	32.99%	\$7,138	10.47%	\$43,146	63.31%	★★★★
American Legion Post 181 Lake Park	Lake Park	00577	\$134,703	\$105,932	\$28,771	\$17,737	61.65%	\$1,000	3.48%	\$7,677	26.68%	\$3,283	11.41%	\$11,961	41.57%	★★★★
American Legion Post 184 Pine Island	Pine Island	00308	\$600,582	\$499,029	\$101,553	\$58,657	57.76%	\$5,269	5.19%	\$27,827	27.40%	\$11,998	11.81%	\$45,094	44.40%	★★★★
American Legion Post 187 Glenwood	Glenwood	00509	\$231,661	\$193,388	\$38,272	\$26,647	69.62%	\$2,052	5.36%	\$6,214	16.24%	\$5,008	13.09%	\$13,274	34.68%	★★★
American Legion Post 19 Madelia	Madelia	02091	\$483,864	\$410,997	\$72,867	\$26,879	36.89%	\$5,840	8.01%	\$29,806	40.90%	\$8,513	11.68%	\$44,159	60.60%	★★★★★
American Legion Post 190 St. Charles	St. Charles	00093	\$161,052	\$131,460	\$29,592	\$16,721	56.51%	\$10,126	34.22%	\$0	0.00%	\$4,377	14.79%	\$14,503	49.01%	★★★★

FY2016 Organization Annual Report Summary

by Organization Name

Organization Name	City	License Number	Gross Receipts	Prizes	Net Receipts	ALLOWABLE EXPENSES		LAWFUL PURPOSE EXPENDITURES						STAR RATING		
						TOTAL	%	Charitable	%	Other	%	Taxes/Fees	%		TOTAL	%
American Legion Post 191 Caledonia	Caledonia	00773	\$236,083	\$194,370	\$41,713	\$17,428	41.78%	\$16,288	39.05%	\$8,189	19.63%	\$5,395	12.93%	\$29,872	71.61%	★★★★★
American Legion Post 192 Elmore	Elmore	01699	\$244,713	\$193,993	\$50,720	\$36,285	71.54%	\$3,295	6.50%	\$7,054	13.91%	\$5,254	10.36%	\$15,602	30.76%	★★★★
American Legion Post 20 Crookston	Crookston	00471	\$738,748	\$597,828	\$140,920	\$110,212	78.21%	\$19,777	14.03%	\$17,629	12.51%	\$25,192	17.88%	\$62,597	44.42%	★★★★
American Legion Post 202 Hackensack	Hackensack	00972	\$881,540	\$761,855	\$119,685	\$77,198	64.50%	\$17,051	14.25%	\$5,763	4.82%	\$15,304	12.79%	\$38,118	31.85%	★★★★
American Legion Post 207 Cleveland	Cleveland	01227	\$159,455	\$126,228	\$33,227	\$12,018	36.17%	\$8,971	27.00%	\$7,762	23.36%	\$3,881	11.68%	\$20,614	62.04%	★★★★★
American Legion Post 21 Moorhead	Moorhead	00507	\$1,650,485	\$1,290,830	\$359,655	\$204,776	56.94%	\$40,115	11.15%	\$50,591	14.07%	\$63,111	17.55%	\$153,817	42.77%	★★★★★
American Legion Post 210 Wells	Wells	00360	\$264,930	\$200,038	\$64,892	\$34,283	52.83%	\$6,574	10.13%	\$10,434	16.08%	\$7,491	11.54%	\$24,499	37.75%	★★★★
American Legion Post 211 Holdingford	Holdingford	01416	\$229,298	\$183,221	\$46,077	\$26,886	58.35%	\$12,086	26.23%	\$8,041	17.45%	\$5,388	11.69%	\$25,514	55.37%	★★★★★
American Legion Post 212 Park Rapids	Park Rapids	00220	\$3,738,197	\$3,231,125	\$507,072	\$209,580	41.33%	\$32,556	6.42%	\$53,334	10.52%	\$141,906	27.99%	\$227,795	44.92%	★★★★★
American Legion Post 214 Lancaster	Lancaster	01075	\$135,636	\$111,659	\$23,977	\$10,889	45.41%	\$10,350	43.17%	\$0	0.00%	\$3,246	13.54%	\$13,596	56.71%	★★★★★
American Legion Post 217 Baudette	Baudette	00088	\$1,360,633	\$1,194,123	\$166,510	\$75,787	45.52%	\$35,053	21.05%	\$25,626	15.39%	\$30,454	18.29%	\$91,132	54.73%	★★★★★
American Legion Post 22 Red Lake Falls	Red Lake Falls	01101	\$275,645	\$200,688	\$74,956	\$22,692	30.27%	\$33,975	45.33%	\$17,249	23.01%	\$5,269	7.03%	\$56,493	75.37%	★★★★★
American Legion Post 220 Mountain Iron	Mountain Iron	00751	\$23,558	\$18,842	\$4,716	\$1,177	24.96%	\$1,267	26.87%	\$300	6.36%	\$711	15.07%	\$2,278	48.30%	★★★★
American Legion Post 221 St. Joseph	St Joseph	03156	\$203,245	\$158,996	\$44,249	\$15,964	36.08%	\$17,586	39.74%	\$1,916	4.33%	\$5,038	11.39%	\$24,540	55.46%	★★★★★
American Legion Post 225 Forest Lake	Forest Lake	00131	\$1,919,478	\$1,502,444	\$417,034	\$178,144	42.72%	\$31,994	7.67%	\$98,622	23.65%	\$104,930	25.16%	\$235,547	56.48%	★★★★★
American Legion Post 228 Waseca	Waseca	00135	\$380,662	\$309,758	\$70,904	\$28,882	40.73%	\$6,686	9.43%	\$28,475	40.16%	\$5,601	7.90%	\$40,762	57.49%	★★★★★
American Legion Post 234 Minneapolis	Minneapolis	00733	\$383,131	\$324,328	\$58,803	\$22,453	38.18%	\$6,368	10.83%	\$21,641	36.80%	\$8,963	15.24%	\$36,972	62.87%	★★★★★
American Legion Post 237 Balaton	Balaton	00747	\$114,888	\$88,554	\$26,334	\$9,171	34.83%	\$5,833	22.15%	\$0	0.00%	\$3,320	12.61%	\$9,153	34.76%	★★★★
American Legion Post 24 Roseau	Roseau	00118	\$907,697	\$725,506	\$182,191	\$96,589	53.02%	\$13,755	7.55%	\$27,801	15.26%	\$32,981	18.10%	\$74,537	40.91%	★★★★★
American Legion Post 241 Aurora	Aurora	00130	\$717,009	\$617,653	\$99,356	\$78,113	78.62%	\$10,054	10.12%	\$14,551	14.64%	\$14,190	14.28%	\$38,795	39.05%	★★★★
American Legion Post 242 Fisher	Fisher	00865	\$344,949	\$289,761	\$55,188	\$34,443	62.41%	\$7,157	12.97%	\$3,874	7.02%	\$6,660	12.07%	\$17,690	32.05%	★★★★
American Legion Post 243 Askov	Askov	02392	\$525,043	\$440,465	\$84,578	\$50,832	60.10%	\$28,126	33.25%	\$0	0.00%	\$9,382	11.09%	\$37,507	44.35%	★★★★★
American Legion Post 249 Spring Grove	Spring Grove	01443	\$257,451	\$203,463	\$53,988	\$26,667	49.40%	\$9,923	18.38%	\$10,935	20.25%	\$5,617	10.40%	\$26,475	49.04%	★★★★★
American Legion Post 25 Warroad	Warroad	01593	\$389,855	\$325,581	\$64,274	\$26,368	41.02%	\$2,839	4.42%	\$24,217	37.68%	\$7,957	12.38%	\$35,012	54.47%	★★★★★
American Legion Post 251 Robbinsdale	Robbinsdale	01173	\$1,201,440	\$1,042,103	\$159,337	\$123,530	77.53%	\$20,864	13.09%	\$0	0.00%	\$23,699	14.87%	\$44,563	27.97%	★★★
American Legion Post 253 Lowry	Lowry	02319	\$927,175	\$790,729	\$136,446	\$63,437	46.49%	\$42,485	31.14%	\$15,296	11.21%	\$23,473	17.20%	\$81,254	59.55%	★★★★★
American Legion Post 255 Brainerd	Brainerd	00529	\$1,653,109	\$1,384,676	\$268,432	\$133,998	49.92%	\$42,026	15.66%	\$35,317	13.16%	\$53,758	20.03%	\$131,101	48.84%	★★★★★
American Legion Post 257 Springfield	Springfield	00106	\$378,665	\$307,332	\$71,333	\$28,783	40.35%	\$20,447	28.66%	\$6,062	8.50%	\$7,545	10.58%	\$34,054	47.74%	★★★★★
American Legion Post 259 Excelsior	Shorewood	00229	\$740,551	\$583,363	\$157,188	\$88,787	56.48%	\$15,935	10.14%	\$18,016	11.46%	\$25,084	15.96%	\$59,036	37.56%	★★★★
American Legion Post 260 Monticello	Monticello	00672	\$3,072,398	\$2,661,171	\$411,226	\$185,111	45.01%	\$20,508	4.99%	\$36,879	8.97%	\$104,278	25.36%	\$161,665	39.31%	★★★★★
American Legion Post 261 Kimball	Kimball	00575	\$502,293	\$421,003	\$81,290	\$54,643	67.22%	\$6,101	7.51%	\$13,980	17.20%	\$9,198	11.32%	\$29,280	36.02%	★★★★
American Legion Post 262 Cloquet	Cloquet	00355	\$141,232	\$114,643	\$26,589	\$13,797	51.89%	\$1,568	5.90%	\$8,751	32.91%	\$4,273	16.07%	\$14,592	54.88%	★★★★★
American Legion Post 264 Glenville	Glenville	01304	\$262,731	\$210,418	\$52,313	\$24,543	46.92%	\$5,079	9.71%	\$7,322	14.00%	\$6,442	12.31%	\$18,842	36.02%	★★★★
American Legion Post 269 Madison Lake	Madison Lake	01248	\$465,915	\$379,772	\$86,143	\$53,340	61.92%	\$20,768	24.11%	\$0	0.00%	\$9,725	11.29%	\$30,494	35.40%	★★★★

FY2016 Organization Annual Report Summary

by Organization Name

Organization Name	City	License Number	Gross Receipts	Prizes	Net Receipts	ALLOWABLE EXPENSES		LAWFUL PURPOSE EXPENDITURES						STAR RATING		
						TOTAL	%	Charitable	%	Other	%	Taxes/Fees	%		TOTAL	%
American Legion Post 27 Warren	Warren	00325	\$607,460	\$529,311	\$78,149	\$36,260	46.40%	\$8,947	11.45%	\$20,230	25.89%	\$11,060	14.15%	\$40,238	51.49%	★★★★★
American Legion Post 270 Buffalo	Buffalo	00917	\$6,307,940	\$5,597,547	\$710,393	\$255,030	35.90%	\$98,379	13.85%	\$100,385	14.13%	\$223,785	31.50%	\$422,550	59.48%	★★★★★
American Legion Post 271 Paynesville	Paynesville	00296	\$714,029	\$552,350	\$161,679	\$85,896	53.13%	\$4,785	2.96%	\$44,835	27.73%	\$17,441	10.79%	\$67,061	41.48%	★★★★
American Legion Post 29 Morris	Morris	00324	\$530,875	\$425,980	\$104,895	\$70,076	66.81%	\$15,712	14.98%	\$5,469	5.21%	\$10,380	9.90%	\$31,561	30.09%	★★★
American Legion Post 290 Cambridge	Cambridge	00034	\$692,082	\$604,678	\$87,404	\$81,550	93.30%	\$7,531	8.62%	\$12,323	14.10%	\$11,097	12.70%	\$30,952	35.41%	★★★
American Legion Post 294 Lake Cryst	Lake Crystal	00343	\$263,869	\$203,635	\$60,234	\$37,784	62.73%	\$0	0.00%	\$21,416	35.55%	\$7,102	11.79%	\$28,518	47.35%	★★★★★
American Legion Post 299 Mabel	Mabel	00208	\$373,705	\$303,105	\$70,600	\$50,490	71.52%	\$13,731	19.45%	\$16,223	22.98%	\$8,887	12.59%	\$38,841	55.02%	★★★★★
American Legion Post 30 Fergus Falls	Fergus Falls	00095	\$862,524	\$678,416	\$184,108	\$94,380	51.26%	\$27,308	14.83%	\$39,551	21.48%	\$27,025	14.68%	\$93,884	50.99%	★★★★★
American Legion Post 303 Fridley	Fridley	00001	\$5,013,544	\$4,304,503	\$709,041	\$391,772	55.25%	\$62,930	8.88%	\$63,339	8.93%	\$215,284	30.36%	\$341,554	48.17%	★★★★★
American Legion Post 304 Gonvick	Gonvick	01162	\$29,961	\$23,562	\$6,399	\$4,611	72.05%	\$450	7.03%	\$1,946	30.42%	\$880	13.75%	\$3,277	51.20%	★★★★★
American Legion Post 309 Belview	Belview	01260	\$56,151	\$43,176	\$12,975	\$5,446	41.98%	\$1,059	8.17%	\$3,108	23.95%	\$2,498	19.25%	\$6,666	51.37%	★★★★★
American Legion Post 311 Elysian	Elysian	01027	\$601,345	\$474,562	\$126,783	\$61,402	48.43%	\$27,619	21.78%	\$18,306	14.44%	\$15,634	12.33%	\$61,560	48.56%	★★★★★
American Legion Post 315 Lake Brons	Lake Bronson	00462	\$175,277	\$139,866	\$35,411	\$23,284	65.75%	\$300	0.85%	\$7,956	22.47%	\$3,860	10.90%	\$12,115	34.21%	★★★
American Legion Post 317 Emmons	Emmons	00300	\$166,362	\$138,330	\$28,032	\$7,342	26.19%	\$4,003	14.28%	\$10,146	36.20%	\$3,880	13.84%	\$18,030	64.32%	★★★★★
American Legion Post 318 Fulda	Fulda	00755	\$119,407	\$95,900	\$23,507	\$13,754	58.51%	\$10,620	45.18%	\$0	0.00%	\$3,364	14.31%	\$13,984	59.49%	★★★★★
American Legion Post 320 Hopkins	Hopkins	00225	\$2,616,822	\$2,278,283	\$338,539	\$170,785	50.45%	\$13,824	4.08%	\$51,471	15.20%	\$86,995	25.70%	\$152,290	44.98%	★★★★★
American Legion Post 323 Clearwater	Clearwater	00399	\$1,835,420	\$1,472,744	\$362,677	\$152,567	42.07%	\$47,831	13.19%	\$60,502	16.68%	\$89,805	24.76%	\$198,138	54.63%	★★★★★
American Legion Post 328 St. Joseph	St. Joseph	01373	\$677,383	\$566,131	\$111,252	\$40,646	36.54%	\$28,822	25.91%	\$21,560	19.38%	\$16,413	14.75%	\$66,795	60.04%	★★★★★
American Legion Post 33 St. James	St. James	00190	\$696,246	\$529,538	\$166,707	\$51,084	30.64%	\$15,650	9.39%	\$27,834	16.70%	\$18,520	11.11%	\$62,003	37.19%	★★★
American Legion Post 330 Hayfield	Hayfield	01404	\$260,584	\$208,744	\$51,840	\$16,882	32.57%	\$9,298	17.94%	\$16,258	31.36%	\$5,017	9.68%	\$30,573	58.98%	★★★★★
American Legion Post 333 Kasson	Kasson	00363	\$814,937	\$674,852	\$140,085	\$62,657	44.73%	\$31,188	22.26%	\$16,707	11.93%	\$20,837	14.87%	\$68,732	49.06%	★★★★★
American Legion Post 334 Coon Rapids	Coon Rapids	00127	\$1,923,047	\$1,571,040	\$352,007	\$203,872	57.92%	\$24,315	6.91%	\$71,971	20.45%	\$62,971	17.89%	\$159,257	45.24%	★★★★★
American Legion Post 353 Argyle	Argyle	00302	\$111,494	\$92,950	\$18,544	\$8,369	45.13%	\$185	1.00%	\$5,765	31.09%	\$2,704	14.58%	\$8,654	46.67%	★★★★★
American Legion Post 357 Ashby	Ashby	01367	\$1,289,267	\$1,115,142	\$174,125	\$102,249	58.72%	\$9,378	5.39%	\$22,197	12.75%	\$27,749	15.94%	\$59,324	34.07%	★★★
American Legion Post 36 Fairmont	Fairmont	00351	\$1,270,881	\$1,088,516	\$182,364	\$88,129	48.33%	\$43,607	23.91%	\$0	0.00%	\$26,767	14.68%	\$70,374	38.59%	★★★
American Legion Post 361 Denham	Willow River	02277	\$279,907	\$221,848	\$58,060	\$34,835	60.00%	\$16,475	28.38%	\$0	0.00%	\$6,190	10.66%	\$22,665	39.04%	★★★
American Legion Post 368 Backus	Backus	02865	\$1,487,286	\$1,276,323	\$210,963	\$106,356	50.41%	\$38,690	18.34%	\$11,304	5.36%	\$37,006	17.54%	\$86,999	41.24%	★★★★★
American Legion Post 37 St. Peter	St. Peter	00307	\$1,073,823	\$892,429	\$181,394	\$110,899	61.14%	\$20,615	11.36%	\$26,177	14.43%	\$27,925	15.39%	\$74,717	41.19%	★★★★★
American Legion Post 38 Redwood Falls	Redwood Falls	01339	\$178,179	\$148,363	\$29,817	\$12,689	42.56%	\$3,538	11.87%	\$4,576	15.35%	\$3,368	11.30%	\$11,482	38.51%	★★★
American Legion Post 381 Eden Valle	Eden Valley	00133	\$494,808	\$397,235	\$97,573	\$52,629	53.94%	\$24,889	25.51%	\$4,286	4.39%	\$11,695	11.99%	\$40,870	41.89%	★★★★★
American Legion Post 39 North St. Pa	North St. Paul	01196	\$3,307,068	\$2,799,175	\$507,893	\$239,495	47.15%	\$25,791	5.08%	\$66,288	13.05%	\$150,538	29.64%	\$242,617	47.77%	★★★★★
American Legion Post 390 Stephen	Stephen	02765	\$371,144	\$318,901	\$52,243	\$27,119	51.91%	\$6,960	13.32%	\$14,327	27.42%	\$6,141	11.76%	\$27,428	52.50%	★★★★★
American Legion Post 391 Storden	Storden	00143	\$288,039	\$241,866	\$46,173	\$12,998	28.15%	\$16,160	35.00%	\$7,733	16.75%	\$5,446	11.79%	\$29,338	63.54%	★★★★★
American Legion Post 398 Mound	Mound	00137	\$1,757,034	\$1,458,925	\$298,109	\$158,960	53.32%	\$34,398	11.54%	\$21,965	7.37%	\$73,139	24.53%	\$129,502	43.44%	★★★★

FY2016 Organization Annual Report Summary

by Organization Name

Organization Name	City	License Number	Gross Receipts	Prizes	Net Receipts	ALLOWABLE EXPENSES		LAWFUL PURPOSE EXPENDITURES						STAR RATING		
						TOTAL	%	Charitable	%	Other	%	Taxes/Fees	%		TOTAL	%
American Legion Post 40 Lanesboro	Lanesboro	03053	\$675,138	\$575,051	\$100,087	\$56,758	56.71%	\$15,361	15.35%	\$15,849	15.84%	\$10,935	10.93%	\$42,145	42.11%	★★★★★
American Legion Post 400 Canton	Canton	02367	\$226,626	\$173,233	\$53,393	\$19,426	36.38%	\$22,462	42.07%	\$472	0.88%	\$5,598	10.48%	\$28,531	53.44%	★★★★★
American Legion Post 404 Alden	Alden	00983	\$117,120	\$94,267	\$22,853	\$11,941	52.25%	\$6,077	26.59%	\$7,072	30.95%	\$2,825	12.36%	\$15,974	69.90%	★★★★★
American Legion Post 41 Lambertson	Lambertson	00659	\$81,823	\$65,295	\$16,529	\$10,798	65.33%	\$500	3.03%	\$3,431	20.76%	\$2,377	14.38%	\$6,308	38.17%	★★★★
American Legion Post 417	Long Prairie	92229	\$208,733	\$165,235	\$43,498	\$15,590	35.84%	\$11,155	25.64%	\$10,791	24.81%	\$4,754	10.93%	\$26,700	61.38%	★★★★★
American Legion Post 423 Houston	Houston	02203	\$310,396	\$251,803	\$58,593	\$14,895	25.42%	\$18,766	32.03%	\$16,512	28.18%	\$6,958	11.88%	\$42,237	72.08%	★★★★★
American Legion Post 428 Waite Park	Waite Park	00164	\$1,755,654	\$1,372,160	\$383,494	\$186,789	48.71%	\$20,999	5.48%	\$74,775	19.50%	\$85,614	22.32%	\$181,388	47.30%	★★★★★
American Legion Post 43 Faribault	Faribault	00275	\$670,667	\$550,314	\$120,353	\$56,675	47.09%	\$16,421	13.64%	\$11,879	9.87%	\$15,969	13.27%	\$44,269	36.78%	★★★★
American Legion Post 431 Twin Valley	Twin Valley	00074	\$243,587	\$205,244	\$38,343	\$22,367	58.33%	\$10,161	26.50%	\$1,974	5.15%	\$4,545	11.85%	\$16,680	43.50%	★★★★★
American Legion Post 433 Gaylord	Gaylord	01239	\$49,645	\$33,504	\$16,141	\$11,876	73.57%	\$1,517	9.40%	\$600	3.72%	\$1,607	9.95%	\$3,723	23.07%	★★★
American Legion Post 443 Ironton	Ironton	00148	\$1,375,237	\$1,191,047	\$184,190	\$119,919	65.11%	\$14,339	7.79%	\$20,203	10.97%	\$24,510	13.31%	\$59,052	32.06%	★★★★★
American Legion Post 444 Middle River	Middle River	01567	\$326,415	\$261,013	\$65,402	\$37,565	57.44%	\$3,495	5.34%	\$17,780	27.19%	\$7,849	12.00%	\$29,124	44.53%	★★★★★
American Legion Post 445 Karlstad	Karlstad	02820	\$265,013	\$225,855	\$39,158	\$19,510	49.82%	\$14,584	37.24%	\$7,963	20.34%	\$5,188	13.25%	\$27,734	70.83%	★★★★★
American Legion Post 452 Keewatin	Keewatin	00551	\$263,496	\$204,732	\$58,764	\$30,567	52.02%	\$4,738	8.06%	\$10,144	17.26%	\$5,871	9.99%	\$20,754	35.32%	★★★★★
American Legion Post 454 Kiester	Kiester	00790	\$96,695	\$74,159	\$22,537	\$8,978	39.84%	\$3,100	13.76%	\$8,666	38.45%	\$2,970	13.18%	\$14,737	65.39%	★★★★★
American Legion Post 455 Cold Spring	Cold Spring	01579	\$297,440	\$228,249	\$69,191	\$40,785	58.95%	\$13,375	19.33%	\$12,075	17.45%	\$7,917	11.44%	\$33,366	48.22%	★★★★★
American Legion Post 46 Little Falls	Little Falls	00838	\$951,214	\$753,563	\$197,652	\$85,584	43.30%	\$37,599	19.02%	\$28,024	14.18%	\$33,427	16.91%	\$99,049	50.11%	★★★★★
American Legion Post 464 Brewster	Brewster	00648	\$103,183	\$69,360	\$33,823	\$4,332	12.81%	\$26,309	77.79%	\$0	0.00%	\$3,514	10.39%	\$29,824	88.18%	★★★★★
American Legion Post 47 Hastings	Hastings	00054	\$485,007	\$378,648	\$106,359	\$40,545	38.12%	\$5,943	5.59%	\$47,685	44.83%	\$12,425	11.68%	\$66,053	62.10%	★★★★★
American Legion Post 473 Rice	Rice	02521	\$246,717	\$199,170	\$47,547	\$26,625	56.00%	\$12,504	26.30%	\$8,433	17.74%	\$5,950	12.51%	\$26,888	56.55%	★★★★★
American Legion Post 475 St. Clair	St. Clair	00478	\$133,204	\$108,992	\$24,212	\$9,159	37.83%	\$3,675	15.18%	\$6,059	25.03%	\$3,448	14.24%	\$13,182	54.45%	★★★★★
American Legion Post 478 Hardwick	Hardwick	00661	\$171,573	\$140,544	\$31,029	\$17,162	55.31%	\$9,015	29.05%	\$695	2.24%	\$4,410	14.21%	\$14,120	45.50%	★★★★★
American Legion Post 48 Stillwater	Stillwater	00903	\$1,119,199	\$971,816	\$147,383	\$100,480	68.18%	\$1,000	0.68%	\$33,064	22.43%	\$15,682	10.64%	\$49,746	33.75%	★★★★★
American Legion Post 482 Albany	Albany	01170	\$37,067	\$22,228	\$14,839	\$6,413	43.22%	\$7,559	50.94%	\$1,155	7.78%	\$1,896	12.78%	\$10,610	71.50%	★★★★★
American Legion Post 49 Pequot Lake	Pequot Lakes	01103	\$299,824	\$235,045	\$64,780	\$40,077	61.87%	\$6,615	10.21%	\$5,956	9.19%	\$7,124	11.00%	\$19,695	30.40%	★★★★★
American Legion Post 491 Bayport	Bayport	00467	\$7,297,889	\$6,169,627	\$1,128,261	\$638,647	56.60%	\$74,495	6.60%	\$62,697	5.56%	\$350,050	31.03%	\$487,242	43.19%	★★★★★
American Legion Post 500 Crosslake	Crosslake	00997	\$217,028	\$158,024	\$59,004	\$30,885	52.34%	\$3,660	6.20%	\$13,224	22.41%	\$9,240	15.66%	\$26,124	44.27%	★★★★★
American Legion Post 505 Gary	Gary	00677	\$152,962	\$128,678	\$24,284	\$17,002	70.02%	\$2,962	12.20%	\$1,633	6.73%	\$3,234	13.32%	\$7,829	32.24%	★★★★★
American Legion Post 507 Willernie	Willernie	02208	\$829,853	\$660,324	\$169,529	\$95,446	56.30%	\$44,847	26.45%	\$250	0.15%	\$29,000	17.11%	\$74,097	43.71%	★★★★★
American Legion Post 51 Pine City	Pine City	00097	\$539,369	\$406,575	\$132,794	\$64,983	48.93%	\$1,056	0.80%	\$36,862	27.76%	\$16,128	12.14%	\$54,045	40.70%	★★★★★
American Legion Post 523 Golden Valley	Golden Valley	00991	\$2,471,520	\$1,995,793	\$475,727	\$240,297	50.51%	\$17,657	3.71%	\$65,923	13.86%	\$117,938	24.79%	\$201,518	42.36%	★★★★★
American Legion Post 526 Peterson	Peterson	00209	\$146,309	\$114,539	\$31,770	\$15,629	49.19%	\$1,285	4.04%	\$8,266	26.02%	\$3,642	11.46%	\$13,193	41.53%	★★★★★
American Legion Post 537 New London	New London	00824	\$1,631,741	\$1,349,696	\$282,045	\$154,547	54.80%	\$28,915	10.25%	\$22,643	8.03%	\$61,170	21.69%	\$112,728	39.97%	★★★★★
American Legion Post 54 Red Wing	Red Wing	00236	\$337,060	\$255,478	\$81,582	\$27,799	34.08%	\$5,877	7.20%	\$21,202	25.99%	\$11,124	13.64%	\$38,202	46.83%	★★★★★

FY2016 Organization Annual Report Summary

by Organization Name

Organization Name	City	License Number	Gross Receipts	Prizes	Net Receipts	ALLOWABLE EXPENSES		LAWFUL PURPOSE EXPENDITURES						STAR RATING		
						TOTAL	%	Charitable	%	Other	%	Taxes/Fees	%		TOTAL	%
American Legion Post 542 Roseville	Roseville	00113	\$1,552,938	\$1,296,543	\$256,395	\$119,220	46.50%	\$26,318	10.26%	\$41,791	16.30%	\$61,909	24.15%	\$130,018	50.71%	★★★★★
American Legion Post 545 Spicer	Spicer	00430	\$1,442,257	\$1,190,705	\$251,552	\$110,635	43.98%	\$31,718	12.61%	\$60,578	24.08%	\$52,627	20.92%	\$144,923	57.61%	★★★★★
American Legion Post 550 Bloomingt	Bloomington	00234	\$5,368,350	\$4,765,354	\$602,996	\$223,974	37.14%	\$234,075	38.82%	\$1,287	0.21%	\$194,410	32.24%	\$429,772	71.27%	★★★★★
American Legion Post 551 Eyota	Eyota	00574	\$165,626	\$127,344	\$38,282	\$10,879	28.42%	\$8,127	21.23%	\$20,854	54.48%	\$4,604	12.03%	\$33,585	87.73%	★★★★★
American Legion Post 552 Freeborn	Wells	33189	\$265,364	\$212,447	\$52,917	\$28,621	54.09%	\$15,935	30.11%	\$2,903	5.49%	\$5,542	10.47%	\$24,380	46.07%	★★★★
American Legion Post 553 Welcome	Welcome	00743	\$293,959	\$234,179	\$59,780	\$28,625	47.88%	\$12,119	20.27%	\$24,703	41.32%	\$7,167	11.99%	\$43,990	73.59%	★★★★★
American Legion Post 56 Albert Lea	Albert Lea	00213	\$424,298	\$330,910	\$93,388	\$58,588	62.74%	\$4,436	4.75%	\$20,922	22.40%	\$9,660	10.34%	\$35,017	37.50%	★★★★
American Legion Post 560 Zimmerma	Zimmerman	01190	\$1,009,670	\$862,660	\$147,010	\$91,855	62.48%	\$15,676	10.66%	\$24,534	16.69%	\$21,930	14.92%	\$62,140	42.27%	★★★★★
American Legion Post 561 Lewisville	Lewisville	00916	\$345,207	\$285,641	\$59,565	\$35,447	59.51%	\$7,408	12.44%	\$9,876	16.58%	\$5,825	9.78%	\$23,109	38.80%	★★★★
American Legion Post 567 St. Michae	St. Michael	00332	\$4,272,340	\$3,700,848	\$571,493	\$238,982	41.82%	\$50,642	8.86%	\$77,204	13.51%	\$171,534	30.02%	\$299,380	52.39%	★★★★★
American Legion Post 57 Chaska	Chaska	00114	\$983,784	\$818,678	\$165,106	\$85,595	51.84%	\$31,854	19.29%	\$33,057	20.02%	\$26,026	15.76%	\$90,937	55.08%	★★★★★
American Legion Post 577 St. Paul	St. Paul	00935	\$1,976,887	\$1,651,972	\$324,915	\$196,819	60.58%	\$18,630	5.73%	\$46,063	14.18%	\$85,626	26.35%	\$150,319	46.26%	★★★★★
American Legion Post 579 Millville	Millville	00292	\$195,349	\$147,936	\$47,413	\$26,455	55.80%	\$7,610	16.05%	\$1,535	3.24%	\$5,523	11.65%	\$14,668	30.94%	★★★★
American Legion Post 580 Chanhasse	Chanhassen	00765	\$7,007,664	\$6,022,307	\$985,357	\$275,300	27.94%	\$263,107	26.70%	\$164,900	16.74%	\$336,131	34.11%	\$764,138	77.55%	★★★★★
American Legion Post 586 Lonsdale	Lonsdale	02150	\$81,132	\$57,418	\$23,714	\$7,111	29.99%	\$1,617	6.82%	\$12,620	53.22%	\$2,433	10.26%	\$16,670	70.30%	★★★★★
American Legion Post 59 Montevideo	Montevideo	00139	\$875,101	\$713,559	\$161,542	\$77,184	47.78%	\$33,113	20.50%	\$28,376	17.57%	\$18,572	11.50%	\$80,061	49.56%	★★★★★
American Legion Post 595 La Crescer	La Crescent	00170	\$782,826	\$625,464	\$157,362	\$73,264	46.56%	\$12,870	8.18%	\$17,547	11.15%	\$19,474	12.38%	\$49,891	31.70%	★★★★
American Legion Post 596 Erskine	Erskine	01902	\$931,170	\$789,249	\$141,921	\$80,721	56.88%	\$39,190	27.61%	\$2,145	1.51%	\$21,314	15.02%	\$62,648	44.14%	★★★★★
American Legion Post 6 Pipestone	Pipestone	00425	\$213,113	\$174,356	\$38,757	\$16,066	41.45%	\$1,582	4.08%	\$11,769	30.37%	\$5,060	13.06%	\$18,412	47.51%	★★★★★
American Legion Post 60 Grand Rapi	Grand Rapids	00287	\$1,027,057	\$883,803	\$143,254	\$80,495	56.19%	\$23,979	16.74%	\$13,500	9.42%	\$28,864	20.15%	\$66,343	46.31%	★★★★★
American Legion Post 602 Hillman	Hillman	01023	\$245,211	\$196,648	\$48,563	\$40,482	83.36%	\$7,851	16.17%	\$4,646	9.57%	\$5,992	12.34%	\$18,489	38.07%	★★★★
American Legion Post 613 Pine River	Pine River	00492	\$350,141	\$257,274	\$92,867	\$53,933	58.07%	\$4,055	4.37%	\$22,886	24.64%	\$9,916	10.68%	\$36,856	39.69%	★★★★
American Legion Post 617 Eagle Lake	Eagle Lake	00041	\$235,819	\$176,346	\$59,473	\$19,447	32.70%	\$4,804	8.08%	\$26,783	45.03%	\$6,345	10.67%	\$37,933	63.78%	★★★★★
American Legion Post 620 Hugo	Hugo	00905	\$1,306,290	\$1,080,037	\$226,253	\$115,510	51.05%	\$11,740	5.19%	\$42,680	18.86%	\$68,477	30.27%	\$122,897	54.32%	★★★★★
American Legion Post 621 St. Cloud	St. Cloud	00298	\$728,114	\$597,297	\$130,818	\$49,055	37.50%	\$36,761	28.10%	\$31,384	23.99%	\$16,080	12.29%	\$84,225	64.38%	★★★★★
American Legion Post 622 St. Francis	St. Francis	01520	\$1,202,530	\$990,044	\$212,486	\$127,639	60.07%	\$25,123	11.82%	\$18,410	8.66%	\$43,497	20.47%	\$87,030	40.96%	★★★★★
American Legion Post 623 Plummer	Plummer	02312	\$296,563	\$248,876	\$47,687	\$23,825	49.96%	\$1,440	3.02%	\$7,266	15.24%	\$5,684	11.92%	\$14,389	30.17%	★★★★
American Legion Post 627 Nisswa	Nisswa	01124	\$1,713,833	\$1,351,011	\$362,822	\$165,351	45.57%	\$36,103	9.95%	\$53,468	14.74%	\$78,357	21.60%	\$167,928	46.28%	★★★★★
American Legion Post 630 Brooklyn C	Brooklyn Center	00233	\$2,051,147	\$1,762,083	\$289,064	\$122,078	42.23%	\$49,660	17.18%	\$33,439	11.57%	\$69,919	24.19%	\$153,018	52.94%	★★★★★
American Legion Post 641 Plato	Plato	02498	\$354,630	\$273,338	\$81,292	\$42,905	52.78%	\$29,106	35.80%	\$841	1.03%	\$7,953	9.78%	\$37,899	46.62%	★★★★★
American Legion Post 642 Bowlus	Bowlus	01774	\$83,659	\$69,522	\$14,137	\$4,293	30.37%	\$4,257	30.11%	\$1,272	9.00%	\$2,247	15.89%	\$7,776	55.00%	★★★★★
American Legion Post 643 Savage	Savage	00321	\$2,496,230	\$2,077,823	\$418,407	\$171,576	41.01%	\$16,921	4.04%	\$103,887	24.83%	\$101,400	24.23%	\$222,208	53.11%	★★★★★
American Legion Post 65 Rosemount	Rosemount	01253	\$682,583	\$555,449	\$127,134	\$87,725	69.00%	\$9,409	7.40%	\$11,601	9.13%	\$15,004	11.80%	\$36,014	28.33%	★★★★
American Legion Post 67 Sauk Centre	Sauk Centre	01780	\$314,729	\$236,596	\$78,133	\$34,948	44.73%	\$13,369	17.11%	\$18,243	23.35%	\$8,437	10.80%	\$40,049	51.26%	★★★★★

FY2016 Organization Annual Report Summary

by Organization Name

Organization Name	City	License Number	Gross Receipts	Prizes	Net Receipts	ALLOWABLE EXPENSES		LAWFUL PURPOSE EXPENDITURES						STAR RATING		
						TOTAL	%	Charitable	%	Other	%	Taxes/Fees	%		TOTAL	%
American Legion Post 69 Granite Falls	Granite Falls	00082	\$415,488	\$337,513	\$77,975	\$37,668	48.31%	\$22,023	28.24%	\$3,022	3.88%	\$7,971	10.22%	\$33,017	42.34%	★★★★★
American Legion Post 71 Duluth	Duluth	00966	\$755,851	\$624,470	\$131,381	\$71,153	54.16%	\$17,336	13.19%	\$37,366	28.44%	\$23,787	18.11%	\$78,489	59.74%	★★★★★
American Legion Post 77 Owatonna	Owatonna	00337	\$1,655,912	\$1,365,960	\$289,952	\$161,235	55.61%	\$33,642	11.60%	\$18,927	6.53%	\$76,238	26.29%	\$128,806	44.42%	★★★★★
American Legion Post 79 Montgomery	Montgomery	00448	\$162,412	\$128,417	\$33,995	\$6,039	17.76%	\$3,122	9.18%	\$27,167	79.92%	\$4,684	13.78%	\$34,974	102.90%	★★★★★
American Legion Post 80 Wheaton	Wheaton	00301	\$77,011	\$62,670	\$14,341	\$10,247	71.45%	\$8,337	58.13%	\$728	5.08%	\$1,499	10.45%	\$10,564	73.66%	★★★★★
American Legion Post 82 Winnebago	Winnebago	00569	\$519,396	\$404,122	\$115,274	\$71,471	62.00%	\$24,416	21.18%	\$1,447	1.25%	\$20,303	17.61%	\$46,166	40.05%	★★★★★
American Legion Post 84 Northfield	Northfield	00685	\$48,916	\$41,250	\$7,666	\$4,498	58.68%	\$2,218	28.94%	\$0	0.00%	\$1,521	19.83%	\$3,739	48.77%	★★★★★
American Legion Post 85 North Branch	North Branch	00140	\$1,232,017	\$1,004,958	\$227,059	\$120,915	53.25%	\$50,188	22.10%	\$30,831	13.58%	\$30,132	13.27%	\$111,151	48.95%	★★★★★
American Legion Post 86 Aitkin	Aitkin	00581	\$785,643	\$659,007	\$126,636	\$93,401	73.76%	\$15,510	12.25%	\$16,247	12.83%	\$15,895	12.55%	\$47,652	37.63%	★★★★★
American Legion Post 88 Greenbush	Greenbush	00800	\$564,428	\$471,646	\$92,782	\$51,077	55.05%	\$11,970	12.90%	\$18,291	19.71%	\$13,338	14.38%	\$43,599	46.99%	★★★★★
American Legion Post 89 Blue Earth	Blue Earth	00437	\$455,219	\$370,759	\$84,461	\$39,060	46.25%	\$7,173	8.49%	\$23,943	28.35%	\$9,019	10.68%	\$40,135	47.52%	★★★★★
American Legion Post 9 Winona	Winona	00075	\$431,839	\$319,133	\$112,706	\$54,015	47.93%	\$18,115	16.07%	\$24,735	21.95%	\$11,288	10.02%	\$54,137	48.03%	★★★★★
American Legion Post 91 Austin	Austin	00087	\$861,542	\$700,476	\$161,066	\$82,588	51.28%	\$31,173	19.35%	\$11,279	7.00%	\$26,035	16.16%	\$68,487	42.52%	★★★★★
American Legion Post 92 Rochester	Rochester	00254	\$2,039,942	\$1,630,331	\$409,612	\$169,953	41.49%	\$78,585	19.19%	\$51,592	12.60%	\$111,820	27.30%	\$241,998	59.08%	★★★★★
American Legion Post 94 Rushford	Rushford	00067	\$239,305	\$183,400	\$55,905	\$22,527	40.29%	\$14,950	26.74%	\$11,536	20.64%	\$6,487	11.60%	\$32,973	58.98%	★★★★★
American Legion Post 96 Hutchinson	Hutchinson	00080	\$922,886	\$745,090	\$177,796	\$107,573	60.50%	\$16,126	9.07%	\$523	0.29%	\$30,244	17.01%	\$46,894	26.37%	★★★
American Legion Post 98 St. Paul Park	St. Paul Park	00136	\$1,490,478	\$1,287,331	\$203,147	\$99,457	48.96%	\$23,932	11.78%	\$39,076	19.24%	\$43,557	21.44%	\$106,564	52.46%	★★★★★
American Legion Post 99 Minneapolis	Minneapolis	00226	\$119,943	\$98,411	\$21,532	\$8,498	39.47%	\$1,730	8.03%	\$9,962	46.26%	\$3,731	17.33%	\$15,422	71.62%	★★★★★
Amvets Post 1 Mendota	Mendota	19091	\$12,310,623	\$10,609,132	\$1,701,491	\$1,108,436	65.14%	\$57,236	3.36%	\$0	0.00%	\$562,173	33.04%	\$619,409	36.40%	★★★★★
Amvets Post 12 Hibbing	Hibbing	32537	\$1,986,097	\$1,607,634	\$378,463	\$285,385	75.41%	\$5,020	1.33%	\$0	0.00%	\$94,745	25.03%	\$99,765	26.36%	★★★
Andover Football Association	Andover	36655	\$3,297,292	\$2,691,677	\$605,615	\$342,506	56.56%	\$91,070	15.04%	\$0	0.00%	\$159,756	26.38%	\$250,826	41.42%	★★★★★
Andover Huskies Youth Hockey Assoc	Andover	35843	\$9,747,072	\$8,197,572	\$1,549,500	\$590,254	38.09%	\$387,505	25.01%	\$0	0.00%	\$524,047	33.82%	\$911,552	58.83%	★★★★★
Annandale Firefighters Relief Assoc	Annandale	02746	\$1,296,049	\$1,159,506	\$136,543	\$88,614	64.90%	\$30,900	22.63%	\$0	0.00%	\$21,671	15.87%	\$52,571	38.50%	★★★★★
Annandale Lions Club	Annandale	02921	\$2,410,678	\$2,054,684	\$355,994	\$195,720	54.98%	\$100,434	28.21%	\$0	0.00%	\$92,272	25.92%	\$192,706	54.13%	★★★★★
Anoka Area Hockey Assoc	Anoka	03035	\$5,859,268	\$4,954,825	\$904,443	\$343,638	37.99%	\$37,542	4.15%	\$180,818	19.99%	\$251,829	27.84%	\$470,189	51.99%	★★★★★
Anoka Area Ice Arena Assoc	Anoka	02926	\$8,439,959	\$7,324,686	\$1,115,274	\$618,534	55.46%	\$25,844	2.32%	\$105,424	9.45%	\$357,917	32.09%	\$489,185	43.86%	★★★★★
Apple Valley Hockey Association	Apple Valley	01711	\$11,439,108	\$9,974,759	\$1,464,349	\$576,525	39.37%	\$388,000	26.50%	\$0	0.00%	\$459,938	31.41%	\$847,938	57.91%	★★★★★
Armstrong Cooper Youth Hockey Assoc	New Hope	05723	\$5,280,464	\$4,400,821	\$879,643	\$416,187	47.31%	\$162,840	18.51%	\$0	0.00%	\$286,046	32.52%	\$448,885	51.03%	★★★★★
Audubon Vol Fire Fighters Relief Assoc	Audubon	00613	\$232,750	\$184,866	\$47,884	\$32,141	67.12%	\$9,350	19.53%	\$0	0.00%	\$4,602	9.61%	\$13,952	29.14%	★★★
Austin Area Commission for the Arts	Austin	04427	\$321,775	\$246,242	\$75,533	\$45,029	59.62%	\$22,409	29.67%	\$0	0.00%	\$8,640	11.44%	\$31,049	41.11%	★★★★★
Avon Lions Club	Avon	02668	\$766,865	\$675,480	\$91,385	\$64,864	70.98%	\$19,984	21.87%	\$0	0.00%	\$10,170	11.13%	\$30,154	33.00%	★★★★★
Babe Ruth League	Brooklyn Park	03273	\$1,813,677	\$1,369,070	\$444,607	\$366,701	82.48%	\$16,000	3.60%	\$0	0.00%	\$79,680	17.92%	\$95,680	21.52%	★★★
Badger Jaycees	Badger	02315	\$651,166	\$540,860	\$110,306	\$81,337	73.74%	\$34,082	30.90%	\$0	0.00%	\$13,200	11.97%	\$47,282	42.86%	★★★★★
Bagley Youth Hockey Association	Bagley	92996	\$319,908	\$256,680	\$63,228	\$34,089	53.91%	\$23,407	37.02%	\$0	0.00%	\$7,593	12.01%	\$31,000	49.03%	★★★★★

FY2016 Organization Annual Report Summary

by Organization Name

Organization Name	City	License Number	Gross Receipts	Prizes	Net Receipts	ALLOWABLE EXPENSES		LAWFUL PURPOSE EXPENDITURES						STAR RATING		
						TOTAL	%	Charitable	%	Other	%	Taxes/Fees	%		TOTAL	%
Barnesville Booster Club	Barnesville	02656	\$504,671	\$416,790	\$87,881	\$63,463	72.22%	\$42,819	48.72%	\$0	0.00%	\$9,749	11.09%	\$52,568	59.82%	★★★★★
Barrett Fire Dept Relief Assoc	Elbow Lake	03553	\$652,407	\$573,804	\$78,603	\$40,693	51.77%	\$28,000	35.62%	\$0	0.00%	\$9,576	12.18%	\$37,576	47.80%	★★★★★
Baseball Association 191	Apple Valley	05455	\$406,550	\$334,373	\$72,177	\$35,478	49.15%	\$22,270	30.85%	\$0	0.00%	\$7,731	10.71%	\$30,001	41.57%	★★★★★
Basilica of St Stanislaus Kostka	Winona	01026	\$220,610	\$148,486	\$72,124	\$20,675	28.67%	\$44,800	62.12%	\$0	0.00%	\$6,812	9.44%	\$51,612	71.56%	★★★★★
Baudette Area Arena	Baudette	03248	\$1,057,473	\$840,761	\$216,712	\$93,539	43.16%	\$62,480	28.83%	\$0	0.00%	\$54,799	25.29%	\$117,279	54.12%	★★★★★
Baudette Fire Dept Relief Assoc	Baudette	02839	\$359,155	\$292,133	\$67,022	\$37,676	56.21%	\$28,000	41.78%	\$0	0.00%	\$6,858	10.23%	\$34,858	52.01%	★★★★★
Baxter Lions Club	Baxter	00501	\$611,549	\$495,749	\$115,800	\$82,853	71.55%	\$24,005	20.73%	\$0	0.00%	\$17,083	14.75%	\$41,088	35.48%	★★★★★
Baxter Snowmobile Club	Baxter	34879	\$647,682	\$530,241	\$117,441	\$60,812	51.78%	\$46,472	39.57%	-\$12,000	-10.22%	\$12,539	10.68%	\$47,011	40.03%	★★★★★
B-Dale Club	Roseville	00330	\$269,875	\$219,778	\$50,097	\$26,235	52.37%	\$9,267	18.50%	\$6,579	13.13%	\$7,373	14.72%	\$23,219	46.35%	★★★★★
Belgrade Lions Club	Belgrade	01784	\$780,533	\$649,291	\$131,242	\$57,313	43.67%	\$45,458	34.64%	\$2,150	1.64%	\$14,067	10.72%	\$61,675	46.99%	★★★★★
Belle Plaine Chamber of Commerce	Belle Plaine	03153	\$3,498,076	\$3,042,372	\$455,704	\$232,856	51.10%	\$103,127	22.63%	\$2,700	0.59%	\$126,538	27.77%	\$232,365	50.99%	★★★★★
Belle Plaine Friends of the Library	Belle Plaine	03520	\$559,618	\$469,559	\$90,059	\$60,386	67.05%	\$14,791	16.42%	\$0	0.00%	\$11,754	13.05%	\$26,545	29.48%	★★★
Belview Firemen's Relief Assoc	Belview	05297	\$43,237	\$33,674	\$9,563	\$6,648	69.51%	\$1,400	14.64%	\$0	0.00%	\$1,533	16.03%	\$2,933	30.67%	★★★★★
Bemidji Baseball Association, Inc	Bemidji	03134	\$863,312	\$703,976	\$159,336	\$84,336	52.93%	\$39,850	25.01%	\$0	0.00%	\$24,606	15.44%	\$64,456	40.45%	★★★★★
Benson Hockey Assoc	Benson	01823	\$3,767,962	\$3,185,882	\$582,080	\$236,659	40.66%	\$176,435	30.31%	\$17,309	2.97%	\$169,943	29.20%	\$363,687	62.48%	★★★★★
Bethlehem Academy	Faribault	01795	\$319,871	\$231,160	\$88,711	\$51,667	58.24%	\$28,610	32.25%	\$0	0.00%	\$10,772	12.14%	\$39,382	44.39%	★★★★★
Big Falls Lions Club	Big Falls	02989	\$262,394	\$214,324	\$48,071	\$19,420	40.40%	\$23,020	47.89%	\$0	0.00%	\$4,936	10.27%	\$27,956	58.16%	★★★★★
Big Lake Aquatic Association	Richmond	02744	\$306,341	\$253,999	\$52,342	\$27,674	52.87%	\$7,132	13.63%	\$0	0.00%	\$6,060	11.58%	\$13,192	25.20%	★★★
Big Lake Spud Fest	Big Lake	04272	\$4,205,177	\$3,644,689	\$560,488	\$227,360	40.56%	\$157,622	28.12%	\$0	0.00%	\$175,591	31.33%	\$333,213	59.45%	★★★★★
Bird Island Lions	Bird Island	04616	\$406,189	\$338,263	\$67,926	\$41,606	61.25%	\$19,912	29.31%	\$0	0.00%	\$7,399	10.89%	\$27,311	40.21%	★★★★★
Blackduck Firemens Relief Assoc	Blackduck	01944	\$758,845	\$624,013	\$134,832	\$68,043	50.47%	\$43,151	32.00%	\$0	0.00%	\$17,711	13.14%	\$60,862	45.14%	★★★★★
Blaine Youth Hockey Assoc	Blaine	00776	\$14,529,447	\$12,166,303	\$2,363,144	\$601,303	25.45%	\$959,172	40.59%	\$0	0.00%	\$799,851	33.85%	\$1,759,023	74.44%	★★★★★
Blaine's Blazin 4th, Inc. DBA Blaine F	Blaine	92932	\$7,853,266	\$6,477,281	\$1,375,985	\$482,880	35.09%	\$389,900	28.34%	\$0	0.00%	\$434,875	31.60%	\$824,776	59.94%	★★★★★
Blooming Prairie Servicemen's Club	Blooming Prairie	00620	\$147,496	\$115,657	\$31,839	\$4,951	15.55%	\$4,346	13.65%	\$20,937	65.76%	\$3,744	11.76%	\$29,027	91.17%	★★★★★
Bloomington Lions Club	Bloomington	01670	\$2,953,652	\$2,535,287	\$418,365	\$163,059	38.98%	\$146,013	34.90%	\$0	0.00%	\$123,626	29.55%	\$269,639	64.45%	★★★★★
Bluffton Baseball Assoc	Bluffton	02267	\$819,685	\$701,298	\$118,387	\$54,000	45.61%	\$49,750	42.02%	\$0	0.00%	\$15,595	13.17%	\$65,345	55.20%	★★★★★
Borup Community Club	Borup	01894	\$474,584	\$389,254	\$85,330	\$49,669	58.21%	\$23,198	27.19%	\$3,105	3.64%	\$9,513	11.15%	\$35,817	41.97%	★★★★★
Bowlus Firemen's Relief Assoc	Bowlus	02719	\$395,576	\$331,961	\$63,615	\$34,511	54.25%	\$32,700	51.40%	\$0	0.00%	\$7,417	11.66%	\$40,117	63.06%	★★★★★
Boxers Workout Gym DBA St. Cloud F	St. Cloud	05223	\$1,364,704	\$1,083,194	\$281,509	\$151,665	53.88%	\$56,058	19.91%	\$0	0.00%	\$60,805	21.60%	\$116,862	41.51%	★★★★★
Boyd Firemen's Relief Assoc	Boyd	02747	\$462,371	\$386,628	\$75,743	\$34,777	45.91%	\$31,242	41.25%	\$0	0.00%	\$7,930	10.47%	\$39,172	51.72%	★★★★★
Brainerd Lions Club	Brainerd	02761	\$2,336,465	\$1,986,605	\$349,860	\$176,306	50.39%	\$77,504	22.15%	\$0	0.00%	\$95,421	27.27%	\$172,925	49.43%	★★★★★
Brainerd Snodeos	Brainerd	05604	\$805,226	\$668,351	\$136,875	\$54,953	40.15%	\$60,000	43.84%	\$0	0.00%	\$14,067	10.28%	\$74,067	54.11%	★★★★★
Brandon Firemen's Relief Assoc	Brandon	02289	\$1,657,578	\$1,429,746	\$227,832	\$80,526	35.34%	\$108,000	47.40%	\$0	0.00%	\$54,616	23.97%	\$162,616	71.38%	★★★★★
Breckenridge Fire Department Relief	Breckenridge	01117	\$366,745	\$310,088	\$56,657	\$38,186	67.40%	\$12,200	21.53%	\$0	0.00%	\$5,718	10.09%	\$17,918	31.63%	★★★

FY2016 Organization Annual Report Summary

by Organization Name

Organization Name	City	License Number	Gross Receipts	Prizes	Net Receipts	ALLOWABLE EXPENSES		LAWFUL PURPOSE EXPENDITURES						STAR RATING		
						TOTAL	%	Charitable	%	Other	%	Taxes/Fees	%		TOTAL	%
Breckenridge Youth Hockey Assoc	Breckenridge	01426	\$631,917	\$505,317	\$126,600	\$58,049	45.85%	\$36,059	28.48%	\$0	0.00%	\$16,007	12.64%	\$52,066	41.13%	★★★★★
Breezy Point Figure Skating Club	Breezy Point	93244	\$182,641	\$148,818	\$33,823	\$16,794	49.65%	\$13,294	39.30%	\$0	0.00%	\$4,130	12.21%	\$17,424	51.51%	★★★★★
Brooten Commercial Club	Brooten	03575	\$789,839	\$623,241	\$166,598	\$83,619	50.19%	\$82,308	49.41%	\$0	0.00%	\$20,792	12.48%	\$103,100	61.89%	★★★★★
Browerville Lions Club	Browerville	03194	\$288,855	\$236,678	\$52,177	\$26,089	50.00%	\$24,370	46.71%	\$0	0.00%	\$6,135	11.76%	\$30,505	58.46%	★★★★★
Brownsdale Firemen's Relief Associat	Brownsdale	02810	\$234,097	\$188,823	\$45,275	\$18,993	41.95%	\$13,414	29.63%	\$0	0.00%	\$4,850	10.71%	\$18,264	40.34%	★★★★★
Brownton Lions Club	Brownton	02430	\$620,070	\$516,506	\$103,564	\$55,938	54.01%	\$37,327	36.04%	\$0	0.00%	\$11,157	10.77%	\$48,485	46.82%	★★★★★
Buckman Trailblazers Snowmobile Cl	Pierz	03186	\$259,851	\$196,497	\$63,354	\$34,149	53.90%	\$26,060	41.13%	\$0	0.00%	\$6,560	10.35%	\$32,620	51.49%	★★★★★
Buffalo Lake Lions Club	Buffalo Lake	02798	\$227,779	\$181,016	\$46,763	\$27,803	59.46%	\$12,638	27.03%	\$0	0.00%	\$5,011	10.72%	\$17,650	37.74%	★★★★
Buffalo Lions Club	Buffalo	01865	\$1,100,529	\$936,370	\$164,159	\$100,992	61.52%	\$33,616	20.48%	\$1,000	0.61%	\$28,361	17.28%	\$62,977	38.36%	★★★★
Buffalo Youth Hockey Association	Buffalo	02299	\$4,531,423	\$3,812,030	\$719,393	\$266,838	37.09%	\$252,000	35.03%	\$0	0.00%	\$221,683	30.82%	\$473,683	65.84%	★★★★★
Buhl Fire Relief Assoc	Buhl	03601	\$106,415	\$84,038	\$22,377	\$17,298	77.30%	\$1,950	8.71%	\$0	0.00%	\$2,976	13.30%	\$4,926	22.01%	★★★
Burnsville Hockey Club	Burnsville	04433	\$3,344,999	\$2,795,914	\$549,085	\$297,212	54.13%	\$75,996	13.84%	\$0	0.00%	\$161,861	29.48%	\$237,857	43.32%	★★★★★
Burnsville Lions Club	Burnsville	03336	\$11,372,956	\$10,009,877	\$1,363,079	\$584,887	42.91%	\$328,532	24.10%	\$0	0.00%	\$475,872	34.91%	\$804,404	59.01%	★★★★★
Caledonia Sno-Gophers Snowmobile	Brownsville	04864	\$523,835	\$429,000	\$94,835	\$43,457	45.82%	\$3,179	3.35%	\$7,281	7.68%	\$13,505	14.24%	\$23,966	25.27%	★★★
Caledonia Volunteer Fire Department	Caledonia	34760	\$125,221	\$81,185	\$44,036	\$6,078	13.80%	\$41,893	95.13%	\$0	0.00%	\$2,510	5.70%	\$44,404	100.83%	★★★★★
Cambridge Drift Dusters	Cambridge	92521	\$618,148	\$490,398	\$127,750	\$66,296	51.89%	\$39,938	31.26%	\$0	0.00%	\$12,573	9.84%	\$52,510	41.10%	★★★★★
Cambridge-Isanti Hockey Association	Isanti	03817	\$2,884,438	\$2,418,258	\$466,180	\$250,893	53.82%	\$75,467	16.19%	\$0	0.00%	\$150,293	32.24%	\$225,760	48.43%	★★★★★
Cambridge-Isanti Redbirds Inc	Isanti	03510	\$330,080	\$271,969	\$58,111	\$17,841	30.70%	\$28,256	48.63%	\$0	0.00%	\$5,918	10.18%	\$34,174	58.81%	★★★★★
Camp Winnebago	Caledonia	05320	\$57,719	\$41,456	\$16,263	\$963	5.92%	\$15,000	92.23%	\$0	0.00%	\$2,244	13.80%	\$17,244	106.03%	★★★★★
Canby Fire Dept Relief Assoc	Canby	02587	\$311,671	\$258,810	\$52,861	\$23,266	44.01%	\$18,900	35.75%	\$0	0.00%	\$5,986	11.32%	\$24,886	47.08%	★★★★★
Cannon Falls Fire Dept Relief Assoc	Cannon Falls	03129	\$516,680	\$420,507	\$96,173	\$62,981	65.49%	\$21,570	22.43%	\$0	0.00%	\$10,298	10.71%	\$31,868	33.14%	★★★★★
Carlos Lions Club	Eagle Bend	05899	\$2,528,982	\$2,233,897	\$295,085	\$147,256	49.90%	\$70,826	24.00%	\$0	0.00%	\$71,807	24.33%	\$142,633	48.34%	★★★★★
Carver Lions Club	Carver	01745	\$1,007,512	\$847,729	\$159,783	\$70,673	44.23%	\$69,157	43.28%	\$1,400	0.88%	\$19,684	12.32%	\$90,241	56.48%	★★★★★
Catholic Eldercare Community Found	Minneapolis	30684	\$1,630,014	\$1,353,177	\$276,837	\$164,968	59.59%	\$42,100	15.21%	\$0	0.00%	\$76,958	27.80%	\$119,058	43.01%	★★★★★
CC Riders Snowmobile Club	Canyon	05531	\$1,518,931	\$1,255,041	\$263,890	\$167,229	63.37%	\$27,539	10.44%	\$0	0.00%	\$64,085	24.28%	\$91,624	34.72%	★★★★★
Centennial HS Football Booster Club	Circle Pines	93215	\$1,942,667	\$1,590,754	\$351,913	\$183,054	52.02%	\$71,426	20.30%	\$0	0.00%	\$103,669	29.46%	\$175,095	49.76%	★★★★★
Centennial Youth Hockey Assoc	Circle Pines	03934	\$13,091,874	\$11,272,911	\$1,818,964	\$778,544	42.80%	\$442,854	24.35%	\$0	0.00%	\$585,011	32.16%	\$1,027,864	56.51%	★★★★★
Center City Firemen's Relief Assoc	Center City	02236	\$943,027	\$808,884	\$134,143	\$62,007	46.22%	\$46,335	34.54%	\$0	0.00%	\$15,709	11.71%	\$62,044	46.25%	★★★★★
Central Minnesota Noon Optimist Clu	St. Cloud	32368	\$1,940,858	\$1,622,377	\$318,480	\$183,712	57.68%	\$56,362	17.70%	\$0	0.00%	\$75,430	23.68%	\$131,792	41.38%	★★★★★
Champlin Park Baseball Association	Champlin	92993	\$6,301,258	\$5,105,152	\$1,196,106	\$508,400	42.50%	\$256,815	21.47%	\$0	0.00%	\$388,020	32.44%	\$644,834	53.91%	★★★★★
Champlin Park Hockey Assoc	Champlin	04865	\$4,225,437	\$3,669,943	\$555,494	\$275,393	49.58%	\$117,000	21.06%	\$0	0.00%	\$159,539	28.72%	\$276,539	49.78%	★★★★★
Champlin-Dayton Athletic Association	Champlin	31980	\$4,483,031	\$3,936,330	\$546,701	\$230,519	42.17%	\$103,965	19.02%	\$0	0.00%	\$169,027	30.92%	\$272,991	49.93%	★★★★★
Chaska Lions Club	Chaska	01070	\$2,195,275	\$1,869,928	\$325,347	\$158,711	48.78%	\$86,402	26.56%	\$4,000	1.23%	\$79,580	24.46%	\$169,982	52.25%	★★★★★
Chatfield Athletic's Club	Chatfield	03071	\$430,816	\$349,176	\$81,641	\$28,592	35.02%	\$51,088	62.58%	\$0	0.00%	\$8,843	10.83%	\$59,931	73.41%	★★★★★

FY2016 Organization Annual Report Summary

by Organization Name

Organization Name	City	License Number	Gross Receipts	Prizes	Net Receipts	ALLOWABLE EXPENSES		LAWFUL PURPOSE EXPENDITURES						STAR RATING		
						TOTAL	%	Charitable	%	Other	%	Taxes/Fees	%		TOTAL	%
Chatfield Firefighters Activities Assoc	Chatfield	03377	\$2,160,366	\$1,874,829	\$285,538	\$146,660	51.36%	\$59,190	20.73%	\$0	0.00%	\$68,377	23.95%	\$127,567	44.68%	★★★★★
Chicagami	Eveleth	01483	\$2,138,626	\$1,783,166	\$355,460	\$206,643	58.13%	\$46,416	13.06%	\$0	0.00%	\$100,870	28.38%	\$147,286	41.44%	★★★★★
Chisago City Fire Relief Assoc	Chisago City	02391	\$2,844,962	\$2,421,414	\$423,548	\$221,790	52.36%	\$78,219	18.47%	\$0	0.00%	\$124,968	29.51%	\$203,187	47.97%	★★★★★
Chisago Lakes Area Recreation Assoc	Lindstrom	02577	\$1,733,377	\$1,450,633	\$282,744	\$167,055	59.08%	\$65,305	23.10%	\$0	0.00%	\$71,083	25.14%	\$136,388	48.24%	★★★★★
Chops Inc	Minneapolis	31322	\$10,625,215	\$9,161,206	\$1,464,009	\$719,529	49.15%	\$195,271	13.34%	\$0	0.00%	\$490,289	33.49%	\$685,560	46.83%	★★★★★
Church of St. Thomas Aquinas Interna	International Falls	01336	\$18,280	\$5,930	\$12,350	\$567	4.59%	\$14,223	115.16%	\$0	0.00%	\$1,341	10.86%	\$15,564	126.02%	★★★★★
C-I Quarterback Club	Ironton	02536	\$1,827,006	\$1,583,981	\$243,025	\$147,045	60.51%	\$33,760	13.89%	\$0	0.00%	\$54,153	22.28%	\$87,913	36.17%	★★★★★
Claremont Area Chamber of Commerce	Claremont	05159	\$736,443	\$595,825	\$140,618	\$85,203	60.59%	\$29,897	21.26%	\$0	0.00%	\$21,514	15.30%	\$51,411	36.56%	★★★★★
Clarissa Lions Club	Clarissa	02048	\$192,064	\$151,500	\$40,564	\$23,650	58.30%	\$13,186	32.51%	\$0	0.00%	\$4,567	11.26%	\$17,753	43.77%	★★★★★
Clarkfield Lions Club	Clarkfield	33272	\$251,288	\$208,331	\$42,957	\$21,158	49.25%	\$13,345	31.07%	\$0	0.00%	\$4,892	11.39%	\$18,237	42.45%	★★★★★
Clear Lake Lions Club	Clear Lake	01790	\$4,887,600	\$4,149,171	\$738,429	\$347,988	47.13%	\$148,103	20.06%	\$0	0.00%	\$223,175	30.22%	\$371,278	50.28%	★★★★★
Clearbrook Community Club	Clearbrook	00778	\$581,855	\$504,217	\$77,638	\$45,483	58.58%	\$20,527	26.44%	\$0	0.00%	\$8,126	10.47%	\$28,653	36.91%	★★★★★
Clearwater Lions Club	Clearwater	02167	\$1,849,196	\$1,573,046	\$276,151	\$161,727	58.56%	\$79,630	28.84%	\$500	0.18%	\$71,619	25.93%	\$151,749	54.95%	★★★★★
Clearwater Trail Blazers Snowmobile	Gonvick	32290	\$624,944	\$495,693	\$129,251	\$59,537	46.06%	\$24,381	18.86%	\$0	0.00%	\$14,727	11.39%	\$39,108	30.26%	★★★★★
Clements Fire Dept Relief Assoc	Clements	31542	\$164,287	\$123,189	\$41,098	\$21,246	51.70%	\$16,126	39.24%	\$0	0.00%	\$3,814	9.28%	\$19,940	48.52%	★★★★★
Cleveland Firemen's Relief Associatio	Cleveland	02951	\$547,347	\$437,585	\$109,763	\$57,927	52.77%	\$38,600	35.17%	\$0	0.00%	\$13,492	12.29%	\$52,092	47.46%	★★★★★
Climax Community Club	Climax	01246	\$752,614	\$643,249	\$109,365	\$59,069	54.01%	\$32,643	29.85%	\$6,900	6.31%	\$14,051	12.85%	\$53,594	49.01%	★★★★★
Climb Inc	Inver Grove Heights	02002	\$12,319,537	\$10,214,794	\$2,104,742	\$1,000,837	47.55%	\$358,155	17.02%	\$0	0.00%	\$770,606	36.61%	\$1,128,761	53.63%	★★★★★
Cloquet Amateur Hockey Assoc	Cloquet	01224	\$67,621	\$34,192	\$33,429	\$11,460	34.28%	\$133	0.40%	\$54,935	164.33%	\$6,496	19.43%	\$61,564	184.16%	★★★★★
Cloquet Amateur Hockey Womens Au	Cloquet	04882	\$1,303,073	\$1,091,041	\$212,032	\$111,596	52.63%	\$10,828	5.11%	\$35,685	16.83%	\$45,680	21.54%	\$92,193	43.48%	★★★★★
Club Almar Sports Inc	St. Cloud	01557	\$384,850	\$300,286	\$84,564	\$23,606	27.91%	\$48,825	57.74%	\$0	0.00%	\$10,520	12.44%	\$59,346	70.18%	★★★★★
Cokato Firefighters Relief Assoc	Cokato	33641	\$137,597	\$95,632	\$41,965	\$20,801	49.57%	\$16,247	38.72%	\$0	0.00%	\$4,192	9.99%	\$20,439	48.71%	★★★★★
Cold Spring Fire Dept Relief Assoc	Cold Spring	05054	\$322,738	\$257,231	\$65,507	\$32,421	49.49%	\$24,062	36.73%	\$0	0.00%	\$6,577	10.04%	\$30,639	46.77%	★★★★★
Cold Spring Lions Club	Richmond	02364	\$321,055	\$271,648	\$49,407	\$30,073	60.87%	\$10,497	21.25%	\$0	0.00%	\$5,570	11.27%	\$16,067	32.52%	★★★★★
Cologne Firemans Relief Assoc	Cologne	00709	\$505,204	\$416,726	\$88,478	\$46,547	52.61%	\$25,184	28.46%	\$0	0.00%	\$9,265	10.47%	\$34,449	38.93%	★★★★★
Columbia Heights Athletic Boosters C	Columbia Heights	02072	\$1,289,017	\$970,841	\$318,176	\$165,802	52.11%	\$85,664	26.92%	\$0	0.00%	\$68,088	21.40%	\$153,752	48.32%	★★★★★
Community Charities of Minnesota	Mankato	02650	\$11,000,287	\$9,199,132	\$1,801,155	\$829,838	46.07%	\$337,226	18.72%	\$1,000	0.06%	\$644,015	35.76%	\$982,241	54.53%	★★★★★
Community Connection of Sauk Centre	Sauk Centre	34704	\$917,213	\$789,459	\$127,754	\$76,029	59.51%	\$25,090	19.64%	\$0	0.00%	\$14,625	11.45%	\$39,715	31.09%	★★★★★
Confidence Learning Center	East Gull Lake	00691	\$8,513,636	\$6,879,753	\$1,633,883	\$830,615	50.84%	\$281,907	17.25%	\$0	0.00%	\$530,691	32.48%	\$812,598	49.73%	★★★★★
Cook Firemens Relief Association	Cook	03754	\$226,162	\$176,605	\$49,557	\$29,274	59.07%	\$9,874	19.92%	\$0	0.00%	\$5,339	10.77%	\$15,213	30.70%	★★★★★
Cook Timberwolves Snowmobile Club	Cook	05108	\$409,226	\$331,589	\$77,637	\$40,404	52.04%	\$32,459	41.81%	\$0	0.00%	\$9,658	12.44%	\$42,117	54.25%	★★★★★
Coon Lake Community & Senior Ctr	Wyoming	03403	\$711,412	\$582,664	\$128,748	\$67,709	52.59%	\$15,480	12.02%	\$6,389	4.96%	\$21,965	17.06%	\$43,835	34.05%	★★★★★
Coon Rapids Lions Club	Coon Rapids	00013	\$1,499,822	\$1,210,249	\$289,573	\$199,949	69.05%	\$30,990	10.70%	\$0	0.00%	\$66,657	23.02%	\$97,647	33.72%	★★★★★
Coon Rapids Mat Bandits Wrestling C	Coon Rapids	05645	\$7,879,428	\$6,621,656	\$1,257,772	\$601,076	47.79%	\$243,785	19.38%	\$0	0.00%	\$373,058	29.66%	\$616,843	49.04%	★★★★★

FY2016 Organization Annual Report Summary

by Organization Name

Organization Name	City	License Number	Gross Receipts	Prizes	Net Receipts	ALLOWABLE EXPENSES		LAWFUL PURPOSE EXPENDITURES						STAR RATING		
						TOTAL	%	Charitable	%	Other	%	Taxes/Fees	%		TOTAL	%
Coon Rapids National Little League	Anoka	04404	\$4,365,015	\$3,644,785	\$720,230	\$350,082	48.61%	\$141,372	19.63%	\$0	0.00%	\$228,935	31.79%	\$370,307	51.42%	★★★★★
Coon Rapids Youth Hockey Assoc	Coon Rapids	35285	\$6,359,044	\$5,423,826	\$935,217	\$519,700	55.57%	\$153,406	16.40%	\$0	0.00%	\$284,453	30.42%	\$437,859	46.82%	★★★★★
Cormorant Lakes Sportsman Club	Audubon	00594	\$1,518,462	\$1,209,461	\$309,001	\$173,245	56.07%	\$58,273	18.86%	\$3,783	1.22%	\$76,916	24.89%	\$138,972	44.97%	★★★★
Cosmos Lions Club	Cosmos	02401	\$146,046	\$124,446	\$21,600	\$10,772	49.87%	\$6,070	28.10%	\$0	0.00%	\$2,842	13.16%	\$8,912	41.26%	★★★★
Cottage Grove Athletic Assoc	Cottage Grove	01612	\$3,460,271	\$2,899,558	\$560,713	\$305,008	54.40%	\$102,635	18.30%	\$0	0.00%	\$153,678	27.41%	\$256,313	45.71%	★★★★
Cottonwood Co Game & Fish Protectiv	Windom	02553	\$115,379	\$87,343	\$28,036	\$16,535	58.98%	\$21,080	75.19%	\$0	0.00%	\$2,902	10.35%	\$23,982	85.54%	★★★★★
Courtland Lions Club	Courtland	01524	\$149,714	\$107,870	\$41,844	\$26,187	62.58%	\$20,553	49.12%	\$0	0.00%	\$4,646	11.10%	\$25,199	60.22%	★★★★★
Crooked Lake Fire Fighter's Relief Ass	Outing	92334	\$621,785	\$488,449	\$133,336	\$60,311	45.23%	\$29,126	21.84%	\$0	0.00%	\$19,502	14.63%	\$48,628	36.47%	★★★★
Crookston Baseball Association	Crookston	93145	\$733,275	\$561,590	\$171,685	\$94,843	55.24%	\$45,000	26.21%	\$0	0.00%	\$27,711	16.14%	\$72,711	42.35%	★★★★
Crookston Firefighters Association	Crookston	34918	\$552,641	\$453,128	\$99,513	\$48,312	48.55%	\$1,400	1.41%	\$63,554	63.87%	\$3,405	3.42%	\$68,359	68.69%	★★★★★
Crosby Fire Relief Assoc	Crosby	02476	\$3,626,895	\$3,176,607	\$450,288	\$222,009	49.30%	\$84,198	18.70%	\$386	0.09%	\$131,546	29.21%	\$216,129	48.00%	★★★★
Crosslake Ideal Lions Club	Crosslake	01487	\$996,289	\$800,139	\$196,150	\$93,018	47.42%	\$40,429	20.61%	\$0	0.00%	\$36,024	18.37%	\$76,453	38.98%	★★★★
Crow River Sno Pros	Hutchinson	04900	\$1,091,175	\$898,811	\$192,364	\$87,186	45.32%	\$46,570	24.21%	\$20,659	10.74%	\$37,415	19.45%	\$104,644	54.40%	★★★★★
Crystal Lions Club	Crystal	01668	\$956,076	\$792,877	\$163,199	\$106,907	65.51%	\$18,310	11.22%	\$498	0.31%	\$26,773	16.40%	\$45,581	27.93%	★★★
Currie Town & Country Boosters	Currie	02568	\$996,227	\$797,013	\$199,214	\$104,037	52.22%	\$35,559	17.85%	\$0	0.00%	\$36,984	18.56%	\$72,543	36.41%	★★★★
Cuyuna Firemen's Relief Assoc	Deerwood	02163	\$2,769,300	\$2,353,668	\$415,633	\$189,545	45.60%	\$119,552	28.76%	\$0	0.00%	\$105,459	25.37%	\$225,011	54.14%	★★★★★
Cyrus Firemen's Relief Assoc	Cyrus	02171	\$170,121	\$131,382	\$38,739	\$20,838	53.79%	\$6,065	15.66%	\$0	0.00%	\$3,990	10.30%	\$10,055	25.96%	★★★
Czech & Slovak Sokol Minnesota	St. Paul	03902	\$322,616	\$269,000	\$53,616	\$33,262	62.04%	\$9,392	17.52%	\$0	0.00%	\$6,665	12.43%	\$16,057	29.95%	★★★
Danube Lions Club	Danube	05631	\$145,119	\$119,053	\$26,066	\$11,928	45.76%	\$11,152	42.78%	\$0	0.00%	\$3,227	12.38%	\$14,379	55.16%	★★★★★
Darfur Sportsmens Club	Darfur	34306	\$491,416	\$415,148	\$76,268	\$41,179	53.99%	\$33,224	43.56%	\$0	0.00%	\$8,415	11.03%	\$41,639	54.60%	★★★★★
Dawson Fire Department Relief Assoc	Dawson	33444	\$2,744,689	\$2,407,071	\$337,619	\$187,902	55.66%	\$59,518	17.63%	\$0	0.00%	\$95,143	28.18%	\$154,661	45.81%	★★★★★
Dayton Lions Club	Osseo	01875	\$1,339,274	\$1,138,290	\$200,984	\$107,840	53.66%	\$66,270	32.97%	\$1,250	0.62%	\$49,348	24.55%	\$116,868	58.15%	★★★★★
Dead Broke Saddle Club	Hugo	03800	\$2,725,667	\$2,239,337	\$486,330	\$251,746	51.76%	\$64,819	13.33%	\$13,576	2.79%	\$141,603	29.12%	\$219,998	45.24%	★★★★
Deer Creek Lions Club	Deer Creek	02157	\$421,832	\$329,142	\$92,690	\$48,581	52.41%	\$31,446	33.93%	\$0	0.00%	\$10,000	10.79%	\$41,446	44.71%	★★★★
Deerwood Firefighter's Relief Assoc	Deerwood	03780	\$1,263,054	\$1,066,370	\$196,684	\$138,223	70.28%	\$21,183	10.77%	\$0	0.00%	\$37,292	18.96%	\$58,475	29.73%	★★★
Defeat of Jesse James Days Committ	Northfield	05596	\$399,394	\$332,280	\$67,114	\$40,026	59.64%	\$28,900	43.06%	\$0	0.00%	\$6,642	9.90%	\$35,542	52.96%	★★★★★
Delano Area Youth Hockey Assoc, Inc	Delano	02425	\$2,232,223	\$1,893,799	\$338,424	\$180,156	53.23%	\$68,306	20.18%	\$0	0.00%	\$86,709	25.62%	\$155,015	45.80%	★★★★
Dennison Lions Club	Dennison	02762	\$121,176	\$91,400	\$29,776	\$20,220	67.91%	\$5,326	17.89%	\$0	0.00%	\$3,620	12.16%	\$8,946	30.04%	★★★★
Dent Firefighters Relief Assoc	Dent	02891	\$1,459,622	\$1,208,666	\$250,956	\$119,140	47.47%	\$77,246	30.78%	\$0	0.00%	\$60,487	24.10%	\$137,733	54.88%	★★★★★
Dent Lions Club	Dent	01980	\$440,243	\$360,303	\$79,939	\$47,689	59.66%	\$15,413	19.28%	\$1,640	2.05%	\$9,035	11.30%	\$26,088	32.63%	★★★★
Destination Education A Scholarship F	St. Paul	93518	\$1,150,660	\$941,040	\$209,620	\$121,621	58.02%	\$48,756	23.26%	\$0	0.00%	\$42,020	20.05%	\$90,776	43.30%	★★★★
Detroit Lakes Shrine Color Guard Unit	Detroit Lakes	02477	\$1,246,729	\$1,042,766	\$203,963	\$115,516	56.64%	\$44,592	21.86%	\$0	0.00%	\$37,517	18.39%	\$82,110	40.26%	★★★★
Detroit Lakes Youth Hockey Assoc	Detroit Lakes	99011	\$391,065	\$299,023	\$92,042	\$45,308	49.23%	\$30,000	32.59%	\$0	0.00%	\$10,179	11.06%	\$40,179	43.65%	★★★★
Dexter Firefighters Relief Assoc	Dexter	03143	\$521,355	\$437,102	\$84,253	\$44,197	52.46%	\$40,600	48.19%	\$200	0.24%	\$8,362	9.92%	\$49,162	58.35%	★★★★★

FY2016 Organization Annual Report Summary

by Organization Name

Organization Name	City	License Number	Gross Receipts	Prizes	Net Receipts	ALLOWABLE EXPENSES		LAWFUL PURPOSE EXPENDITURES						STAR RATING		
						TOTAL	%	Charitable	%	Other	%	Taxes/Fees	%		TOTAL	%
Dilworth Lions Club	Dilworth	01877	\$857,106	\$713,307	\$143,800	\$71,166	49.49%	\$53,502	37.21%	\$300	0.21%	\$18,901	13.14%	\$72,703	50.56%	★★★★★
District 284 Youth Hockey Assoc	Plymouth	27345	\$2,146,513	\$1,808,237	\$338,276	\$171,200	50.61%	\$82,564	24.41%	\$0	0.00%	\$81,863	24.20%	\$164,427	48.61%	★★★★★
Divine Mercy Church & School	Faribault	01632	\$974,670	\$795,910	\$178,760	\$71,551	40.03%	\$80,344	44.94%	\$0	0.00%	\$29,597	16.56%	\$109,941	61.50%	★★★★★
Douglas Area Trail Assoc	Alexandria	05642	\$3,039,660	\$2,573,477	\$466,183	\$228,548	49.03%	\$95,738	20.54%	\$0	0.00%	\$137,553	29.51%	\$233,291	50.04%	★★★★★
Dover Fire Relief Association	Dover	03056	\$3,164,349	\$2,552,914	\$611,435	\$304,278	49.76%	\$96,257	15.74%	\$0	0.00%	\$181,909	29.75%	\$278,166	45.49%	★★★★★
Dr. J. E. Le Clerc Council 2895 Knight	Le Sueur	33450	\$1,092,262	\$925,104	\$167,158	\$92,548	55.37%	\$48,750	29.16%	\$500	0.30%	\$28,046	16.78%	\$77,296	46.24%	★★★★★
Duelm Area Lions Club	Duelm	35992	\$165,028	\$87,012	\$78,016	\$10,370	13.29%	\$62,483	80.09%	\$0	0.00%	\$6,342	8.13%	\$68,825	88.22%	★★★★★
Duluth Curling Club	Duluth	05277	\$1,000,874	\$835,412	\$165,462	\$86,897	52.52%	\$48,288	29.18%	\$0	0.00%	\$35,085	21.20%	\$83,373	50.39%	★★★★★
Duluth Softball Players Association	Duluth	02794	\$811,935	\$672,550	\$139,386	\$109,336	78.44%	\$0	0.00%	\$0	0.00%	\$23,941	17.18%	\$23,941	17.18%	★
Dundas Baseball Assoc	Dundas	02112	\$364,729	\$301,177	\$63,552	\$40,040	63.00%	\$25,917	40.78%	\$0	0.00%	\$6,732	10.59%	\$32,649	51.37%	★★★★★
Eagan High School Football Booster C	Eagan	05759	\$1,636,977	\$1,405,456	\$231,521	\$105,356	45.51%	\$49,300	21.29%	\$0	0.00%	\$43,568	18.82%	\$92,868	40.11%	★★★★★
Eagan Hockey Assoc	Eagan	02145	\$12,115,648	\$10,623,208	\$1,492,440	\$563,501	37.76%	\$474,300	31.78%	\$0	0.00%	\$507,546	34.01%	\$981,846	65.79%	★★★★★
Eagan Lions Club	Eagan	02228	\$2,421,973	\$2,096,543	\$325,430	\$157,685	48.45%	\$103,842	31.91%	\$1,000	0.31%	\$83,663	25.71%	\$188,505	57.92%	★★★★★
Eagle Bend Fire Dept Relief Assoc	Eagle Bend	02356	\$406,835	\$316,943	\$89,892	\$42,994	47.83%	\$24,595	27.36%	\$0	0.00%	\$9,040	10.06%	\$33,635	37.42%	★★★★
Eagle Bend Lions Club	Eagle Bend	05417	\$420,627	\$333,652	\$86,975	\$37,015	42.56%	\$18,265	21.00%	\$0	0.00%	\$8,471	9.74%	\$26,736	30.74%	★★★★
Eagle Lake Fire Relief Assoc	Eagle Lake	02142	\$503,236	\$418,970	\$84,266	\$42,906	50.92%	\$38,230	45.37%	\$0	0.00%	\$9,760	11.58%	\$47,990	56.95%	★★★★★
Eagles Aerie 1163 Cloquet	Cloquet	00359	\$293,789	\$250,907	\$42,882	\$13,488	31.45%	\$12,341	28.78%	\$0	0.00%	\$8,041	18.75%	\$20,382	47.53%	★★★★★
Eagles Aerie 1243 Winona	Winona	00242	\$2,213,748	\$1,779,094	\$434,654	\$207,530	47.75%	\$36,511	8.40%	\$83,170	19.13%	\$132,698	30.53%	\$252,379	58.06%	★★★★★
Eagles Aerie 1460 Faribault	Faribault	00741	\$585,033	\$443,360	\$141,673	\$96,416	68.06%	\$14,462	10.21%	\$16,219	11.45%	\$16,904	11.93%	\$47,585	33.59%	★★★★★
Eagles Aerie 1791 Owatonna	Owatonna	00333	\$1,277,694	\$1,012,257	\$265,437	\$116,814	44.01%	\$2,749	1.04%	\$77,382	29.15%	\$48,186	18.15%	\$128,317	48.34%	★★★★★
Eagles Aerie 2228 Zumbro Rochester	Rochester	00674	\$2,067,867	\$1,612,519	\$455,348	\$168,315	36.96%	\$61,100	13.42%	\$99,069	21.76%	\$109,109	23.96%	\$269,278	59.14%	★★★★★
Eagles Aerie 2242 Northfield	Northfield	00318	\$346,356	\$280,918	\$65,438	\$38,671	59.10%	\$475	0.73%	\$17,399	26.59%	\$6,259	9.56%	\$24,133	36.88%	★★★★
Eagles Aerie 2258 Albert Lea	Albert Lea	00060	\$818,582	\$644,914	\$173,668	\$87,359	50.30%	\$18,740	10.79%	\$40,576	23.36%	\$23,849	13.73%	\$83,165	47.89%	★★★★★
Eagles Aerie 2334 Willmar	Willmar	00245	\$1,354,088	\$1,108,567	\$245,521	\$108,276	44.10%	\$34,291	13.97%	\$32,463	13.22%	\$45,958	18.72%	\$112,712	45.91%	★★★★★
Eagles Aerie 2339 Fergus Falls	Fergus Falls	00400	\$2,228,521	\$1,917,617	\$310,904	\$147,245	47.36%	\$31,723	10.20%	\$46,326	14.90%	\$82,420	26.51%	\$160,469	51.61%	★★★★★
Eagles Aerie 2342 Past Presidents Cl	Detroit Lakes	04238	\$738,352	\$621,872	\$116,480	\$101,074	86.77%	\$20,350	17.47%	\$0	0.00%	\$14,005	12.02%	\$34,355	29.49%	★★★★
Eagles Aerie 2368 Thief River Falls	Thief River Falls	00092	\$1,176,215	\$884,507	\$291,708	\$106,723	36.59%	\$143,565	49.22%	\$26,812	9.19%	\$28,056	9.62%	\$198,433	68.02%	★★★★★
Eagles Aerie 2617 Hallock	Hallock	01223	\$150,412	\$117,569	\$32,843	\$15,030	45.76%	\$9,350	28.47%	\$1,881	5.73%	\$4,125	12.56%	\$15,356	46.75%	★★★★★
Eagles Aerie 269 Mankato	Mankato	00420	\$5,584,155	\$4,613,864	\$970,291	\$450,363	46.42%	\$52,939	5.46%	\$77,993	8.04%	\$322,053	33.19%	\$452,986	46.69%	★★★★★
Eagles Aerie 287 Brainerd	Brainerd	00627	\$738,905	\$613,526	\$125,378	\$92,744	73.97%	\$13,883	11.07%	\$9,970	7.95%	\$14,324	11.42%	\$38,176	30.45%	★★★★★
Eagles Aerie 3063 Runestone Alexan	Alexandria	00046	\$1,840,783	\$1,567,104	\$273,679	\$149,933	54.78%	\$55,694	20.35%	\$32,155	11.75%	\$52,533	19.19%	\$140,382	51.29%	★★★★★
Eagles Aerie 3208 Richfield-Blooming	Bloomington	00757	\$1,394,676	\$1,192,164	\$202,512	\$100,435	49.59%	\$21,080	10.41%	\$28,236	13.94%	\$45,000	22.22%	\$94,317	46.57%	★★★★★
Eagles Aerie 3264 Elk River	Elk River	00668	\$651,231	\$551,282	\$99,949	\$56,378	56.41%	\$9,907	9.91%	\$11,059	11.06%	\$11,614	11.62%	\$32,580	32.60%	★★★★★
Eagles Aerie 3282 Worthington	Worthington	00395	\$89,503	\$63,247	\$26,256	\$8,736	33.27%	\$1,937	7.38%	\$12,332	46.97%	\$3,653	13.91%	\$17,923	68.26%	★★★★★

FY2016 Organization Annual Report Summary

by Organization Name

Organization Name	City	License Number	Gross Receipts	Prizes	Net Receipts	ALLOWABLE EXPENSES		LAWFUL PURPOSE EXPENDITURES						STAR RATING		
						TOTAL	%	Charitable	%	Other	%	Taxes/Fees	%		TOTAL	%
Eagles Aerie 3394 Fairmont	Fairmont	00122	\$84,661	\$62,842	\$21,819	\$5,706	26.15%	\$0	0.00%	\$7,750	35.52%	\$2,675	12.26%	\$10,425	47.78%	★★★★★
Eagles Aerie 34 Minneapolis	Minneapolis	00364	\$3,550,009	\$2,886,084	\$663,925	\$335,828	50.58%	\$11,288	1.70%	\$67,339	10.14%	\$217,252	32.72%	\$295,879	44.57%	★★★★★
Eagles Aerie 3403 Luverne	Luverne	00258	\$112,266	\$83,304	\$28,962	\$15,855	54.74%	\$975	3.37%	\$14,533	50.18%	\$3,352	11.57%	\$18,860	65.12%	★★★★★
Eagles Aerie 3405 Marshall	Marshall	00237	\$124,632	\$86,952	\$37,681	\$25,099	66.61%	\$1,850	4.91%	\$7,550	20.04%	\$4,044	10.73%	\$13,444	35.68%	★★★★
Eagles Aerie 3420 St. James	St. James	00323	\$2,123,875	\$1,806,373	\$317,503	\$168,078	52.94%	\$23,346	7.35%	\$27,065	8.52%	\$83,736	26.37%	\$134,147	42.25%	★★★★★
Eagles Aerie 3424 Litchfield	Litchfield	00645	\$767,136	\$649,816	\$117,320	\$51,646	44.02%	\$14,865	12.67%	\$34,747	29.62%	\$14,345	12.23%	\$63,957	54.52%	★★★★★
Eagles Aerie 3486 Karlstad	Karlstad	01585	\$295,504	\$241,004	\$54,500	\$20,012	36.72%	\$6,633	12.17%	\$12,841	23.56%	\$5,406	9.92%	\$24,879	45.65%	★★★★★
Eagles Aerie 350 Dacotah East Grand	East Grand Forks	00543	\$2,280,096	\$1,921,834	\$358,262	\$174,030	48.58%	\$16,515	4.61%	\$90,315	25.21%	\$102,406	28.58%	\$209,237	58.40%	★★★★★
Eagles Aerie 3718 New Brighton	New Brighton	00541	\$985,827	\$841,103	\$144,724	\$65,279	45.11%	\$8,342	5.76%	\$47,795	33.02%	\$17,791	12.29%	\$73,927	51.08%	★★★★★
Eagles Aerie 3918 Tracy	Tracy	00326	\$80,465	\$63,712	\$16,753	\$8,720	52.05%	\$2,550	15.22%	\$4,316	25.76%	\$2,492	14.87%	\$9,358	55.86%	★★★★★
Eagles Aerie 4031 Farmington	Farmington	01264	\$1,224,954	\$1,037,682	\$187,272	\$118,354	63.20%	\$17,420	9.30%	\$29,394	15.70%	\$29,003	15.49%	\$75,817	40.49%	★★★★★
Eagles Aerie 4120 Shakopee	Shakopee	01623	\$1,147,334	\$939,501	\$207,833	\$117,745	56.65%	\$58,178	27.99%	\$18,900	9.09%	\$42,222	20.32%	\$119,300	57.40%	★★★★★
Eagles Aerie 620 Morris	Morris	00260	\$700,089	\$584,499	\$115,590	\$61,560	53.26%	\$32,954	28.51%	\$2,802	2.42%	\$12,233	10.58%	\$47,989	41.52%	★★★★★
Eagles Aerie 622 St. Cloud	St. Cloud	00381	\$936,058	\$756,473	\$179,586	\$62,027	34.54%	\$11,686	6.51%	\$56,096	31.24%	\$19,113	10.64%	\$86,895	48.39%	★★★★★
Eagles Aerie 703 Lookout Austin	Austin	00412	\$2,342,495	\$1,888,216	\$454,279	\$182,432	40.16%	\$32,875	7.24%	\$98,956	21.78%	\$117,087	25.77%	\$248,917	54.79%	★★★★★
Eagles Aerie 873 Crookston	Crookston	00449	\$704,369	\$593,125	\$111,244	\$68,355	61.45%	\$8,009	7.20%	\$18,085	16.26%	\$13,744	12.35%	\$39,838	35.81%	★★★★★
Eagles Aerie 94 Stillwater	Stillwater	00259	\$2,574,922	\$2,165,343	\$409,579	\$220,080	53.73%	\$16,237	3.96%	\$38,320	9.36%	\$114,403	27.93%	\$168,960	41.25%	★★★★★
East Grand Forks Blue Line Club	East Grand Forks	01656	\$338,542	\$232,428	\$106,114	\$37,859	35.68%	\$68,172	64.24%	\$0	0.00%	\$11,497	10.83%	\$79,669	75.08%	★★★★★
East Hubbard Co Fire Dist	Akeley	05312	\$559,357	\$477,304	\$82,053	\$40,715	49.62%	\$32,333	39.40%	\$0	0.00%	\$10,414	12.69%	\$42,747	52.10%	★★★★★
Eastern Morrison County 4 Wheeler C	Pierz	05106	\$547,310	\$416,205	\$131,105	\$81,347	62.05%	\$46,000	35.09%	\$0	0.00%	\$13,924	10.62%	\$59,924	45.71%	★★★★★
Eastview Hockey Assoc	Apple Valley	36438	\$5,499,967	\$4,797,311	\$702,656	\$343,402	48.87%	\$132,584	18.87%	\$0	0.00%	\$209,432	29.81%	\$342,016	48.67%	★★★★★
Eden Valley Hawks Baseball Club	Eden Valley	02120	\$360,310	\$295,466	\$64,844	\$31,912	49.21%	\$12,803	19.74%	\$0	0.00%	\$6,849	10.56%	\$19,652	30.31%	★★★★
Eden Valley Lions Club	Eden Valley	01530	\$1,361,415	\$1,119,757	\$241,658	\$109,205	45.19%	\$61,044	25.26%	\$900	0.37%	\$51,985	21.51%	\$113,929	47.14%	★★★★★
Edinburgh USA Pro Am Foundation	Brooklyn Park	36222	\$3,173,369	\$2,705,569	\$467,800	\$290,695	62.14%	\$39,522	8.45%	\$0	0.00%	\$129,208	27.62%	\$168,730	36.07%	★★★★★
Edison Community Sports Foundation	Minneapolis	01861	\$839,302	\$666,402	\$172,900	\$117,367	67.88%	\$5,000	2.89%	\$0	0.00%	\$30,602	17.70%	\$35,602	20.59%	★★★
Eitzen Fire & Rescue Association Inc	Eitzen	32660	\$265,206	\$213,379	\$51,827	\$17,466	33.70%	\$25,555	49.31%	\$0	0.00%	\$5,722	11.04%	\$31,277	60.35%	★★★★★
Elbow Lake Firemens Relief Assoc	Elbow Lake	01968	\$1,485,308	\$1,264,701	\$220,607	\$87,044	39.46%	\$96,275	43.64%	\$0	0.00%	\$56,337	25.54%	\$152,612	69.18%	★★★★★
Elgin Fire Relief Association	Elgin	05658	\$661,330	\$545,682	\$115,648	\$50,469	43.64%	\$47,550	41.12%	\$0	0.00%	\$12,588	10.88%	\$60,138	52.00%	★★★★★
Elizabeth Fire Dept Relief Assoc	Elizabeth	01686	\$361,510	\$300,198	\$61,312	\$27,056	44.13%	\$29,916	48.79%	\$0	0.00%	\$6,337	10.34%	\$36,253	59.13%	★★★★★
Elk River Lions Club	Elk River	02257	\$2,551,608	\$2,196,592	\$355,016	\$196,725	55.41%	\$87,557	24.66%	\$0	0.00%	\$89,714	25.27%	\$177,271	49.93%	★★★★★
Elk River Youth Hockey Assoc	Elk River	01536	\$3,042,835	\$2,633,052	\$409,783	\$202,362	49.38%	\$101,000	24.65%	\$0	0.00%	\$104,367	25.47%	\$205,367	50.12%	★★★★★
Elko Baseball Club	Elko New Market	02943	\$488,630	\$376,047	\$112,583	\$59,218	52.60%	\$26,861	23.86%	\$0	0.00%	\$12,120	10.77%	\$38,981	34.62%	★★★★
Elko New Market Fire Fighters' Relief	Elko New Market	02324	\$1,683,253	\$1,408,352	\$274,901	\$123,269	44.84%	\$50,000	18.19%	\$0	0.00%	\$68,572	24.94%	\$118,572	43.13%	★★★★★
Elks Lodge 1003 Virginia	Virginia	01191	\$1,807,492	\$1,551,093	\$256,399	\$141,889	55.34%	\$40,966	15.98%	\$26,827	10.46%	\$70,657	27.56%	\$138,450	54.00%	★★★★★

FY2016 Organization Annual Report Summary

by Organization Name

Organization Name	City	License Number	Gross Receipts	Prizes	Net Receipts	ALLOWABLE EXPENSES		LAWFUL PURPOSE EXPENDITURES						STAR RATING		
						TOTAL	%	Charitable	%	Other	%	Taxes/Fees	%		TOTAL	%
Elks Lodge 1091 Rochester	Rochester	00288	\$700,764	\$529,624	\$171,140	\$134,398	78.53%	\$22,293	13.03%	\$0	0.00%	\$17,314	10.12%	\$39,608	23.14%	★★★
Elks Lodge 1161 Eveleth	Eveleth	01637	\$258,205	\$197,153	\$61,052	\$26,366	43.19%	\$11,390	18.66%	\$11,280	18.48%	\$10,051	16.46%	\$32,721	53.60%	★★★★★
Elks Lodge 1166 Faribault	Faribault	00872	\$146,186	\$108,065	\$38,121	\$23,140	60.70%	\$19,076	50.04%	\$350	0.92%	\$4,879	12.80%	\$24,305	63.76%	★★★★★
Elks Lodge 133 Duluth	Duluth	01001	\$120,573	\$100,522	\$20,052	\$11,405	56.88%	\$1,152	5.75%	\$2,000	9.97%	\$3,015	15.04%	\$6,167	30.75%	★★★
Elks Lodge 1395 Owatonna	Owatonna	01169	\$520,080	\$408,545	\$111,535	\$70,787	63.47%	\$10,055	9.02%	\$30,263	27.13%	\$12,793	11.47%	\$53,111	47.62%	★★★★
Elks Lodge 1685 Alexandria	Alexandria	01110	\$5,733,293	\$5,065,020	\$668,273	\$361,819	54.14%	\$65,202	9.76%	\$50,091	7.50%	\$214,222	32.06%	\$329,515	49.31%	★★★★
Elks Lodge 179 Stillwater	Stillwater	01058	\$629,828	\$523,524	\$106,304	\$64,910	61.06%	\$20,620	19.40%	\$116	0.11%	\$12,504	11.76%	\$33,241	31.27%	★★★★
Elks Lodge 2221 Hopkins	Hopkins	00365	\$410,141	\$341,723	\$68,418	\$33,188	48.51%	\$16,831	24.60%	\$13,047	19.07%	\$7,230	10.57%	\$37,108	54.24%	★★★★★
Elks Lodge 2287 Worthington	Worthington	00192	\$111,393	\$93,981	\$17,412	\$9,285	53.33%	\$2,433	13.97%	\$2,363	13.57%	\$2,794	16.05%	\$7,590	43.59%	★★★★★
Elks Lodge 2386 Wadena	Wadena	00802	\$749,320	\$604,889	\$144,431	\$76,007	52.63%	\$26,626	18.44%	\$7,181	4.97%	\$17,618	12.20%	\$51,425	35.61%	★★★★
Elks Lodge 2427 Hutchinson	Hutchinson	00196	\$807,719	\$649,045	\$158,674	\$73,492	46.32%	\$27,277	17.19%	\$21,554	13.58%	\$18,455	11.63%	\$67,286	42.41%	★★★★★
Elks Lodge 327 Winona	Goodview	00546	\$303,444	\$229,426	\$74,018	\$29,864	40.35%	\$14,263	19.27%	\$15,825	21.38%	\$8,110	10.96%	\$38,199	51.61%	★★★★★
Elks Lodge 44 Minneapolis	Brooklyn Park	00244	\$1,036,346	\$901,131	\$135,215	\$103,676	76.67%	\$20,063	14.84%	\$11,740	8.68%	\$17,882	13.23%	\$49,684	36.74%	★★★★
Elks Lodge 615 Brainerd	Brainerd	00496	\$516,901	\$413,291	\$103,610	\$54,334	52.44%	\$18,931	18.27%	\$15,256	14.72%	\$11,900	11.49%	\$46,087	44.48%	★★★★★
Elks Lodge 845 Red Wing	Red Wing	00979	\$269,592	\$227,577	\$42,015	\$15,073	35.87%	\$9,381	22.33%	\$9,488	22.58%	\$4,805	11.44%	\$23,675	56.35%	★★★★★
Elks Lodge 952 Willmar	Willmar	00398	\$232,184	\$195,800	\$36,384	\$15,515	42.64%	\$6,111	16.79%	\$2,086	5.73%	\$4,074	11.20%	\$12,271	33.73%	★★★★
Elrosa Baseball Club	Elrosa	01955	\$412,347	\$338,018	\$74,329	\$32,219	43.35%	\$28,853	38.82%	\$0	0.00%	\$8,264	11.12%	\$37,117	49.94%	★★★★
Ely Igloo Snowmobile Club	Ely	04652	\$400,984	\$316,200	\$84,784	\$45,574	53.75%	\$24,933	29.41%	\$0	0.00%	\$9,385	11.07%	\$34,318	40.48%	★★★★★
Ely Winton Rod and Gun Club	Winton	04828	\$974,157	\$802,991	\$171,166	\$124,273	72.60%	\$6,093	3.56%	\$15,864	9.27%	\$30,559	17.85%	\$52,515	30.68%	★★★★
Elysian Fire Dept Relief Assoc	Elysian	02222	\$261,417	\$202,794	\$58,623	\$34,373	58.63%	\$18,591	31.71%	\$0	0.00%	\$6,408	10.93%	\$24,999	42.64%	★★★★★
Emily Firemen's Relief Assoc	Emily	02215	\$248,756	\$187,866	\$60,890	\$41,413	68.01%	\$20,000	32.85%	\$0	0.00%	\$5,690	9.34%	\$25,690	42.19%	★★★★★
Essig Baseball Club Inc	New Ulm	01614	\$350,618	\$283,750	\$66,868	\$30,899	46.21%	\$25,739	38.49%	\$0	0.00%	\$7,188	10.75%	\$32,927	49.24%	★★★★★
Evansville Firemens Relief Assoc	Evansville	02399	\$1,463,424	\$1,286,275	\$177,149	\$97,380	54.97%	\$44,712	25.24%	\$0	0.00%	\$33,941	19.16%	\$78,653	44.40%	★★★★★
Fairfax Baseball Assoc	Fairfax	02240	\$199,200	\$168,055	\$31,146	\$16,397	52.65%	\$9,280	29.80%	\$0	0.00%	\$4,070	13.07%	\$13,350	42.86%	★★★★★
Fairmont Fire Department Relief Asso	Fairmont	03050	\$1,887,080	\$1,631,811	\$255,269	\$126,967	49.74%	\$50,889	19.94%	\$0	0.00%	\$54,806	21.47%	\$105,695	41.41%	★★★★★
Fairmont Youth Hockey Assoc	Fairmont	01209	\$3,851,773	\$3,301,160	\$550,613	\$335,044	60.85%	\$68,145	12.38%	\$0	0.00%	\$175,370	31.85%	\$243,515	44.23%	★★★★★
Faribault Hockey Assoc	Faribault	03911	\$590,135	\$440,125	\$150,010	\$61,220	40.81%	\$63,788	42.52%	\$0	0.00%	\$18,780	12.52%	\$82,568	55.04%	★★★★★
Faribault Wrestling Club	Faribault	07193	\$133,415	\$98,341	\$35,074	\$14,542	41.46%	\$15,677	44.70%	\$0	0.00%	\$4,290	12.23%	\$19,967	56.93%	★★★★★
Farming Baseball Club Inc.	Farming	93266	\$479,957	\$404,337	\$75,620	\$30,806	40.74%	\$12,094	15.99%	\$0	0.00%	\$9,089	12.02%	\$21,183	28.01%	★★★
Farmington Firefighters Relief Assoc	Farmington	04609	\$2,703,516	\$2,362,428	\$341,087	\$159,583	46.79%	\$103,473	30.34%	\$0	0.00%	\$113,035	33.14%	\$216,508	63.48%	★★★★★
Farmington Wrestling Club	Hampton	92995	\$982,973	\$852,750	\$130,223	\$66,799	51.30%	\$38,681	29.70%	\$0	0.00%	\$17,250	13.25%	\$55,931	42.95%	★★★★★
Farmington Youth Hockey Associator	Farmington	03762	\$2,047,321	\$1,743,008	\$304,313	\$114,989	37.79%	\$111,478	36.63%	\$0	0.00%	\$69,888	22.97%	\$181,366	59.60%	★★★★★
Fergus Falls Hockey Assoc	Fergus Falls	02107	\$1,227,791	\$987,116	\$240,676	\$122,259	50.80%	\$70,974	29.49%	\$0	0.00%	\$44,889	18.65%	\$115,863	48.14%	★★★★★
Fertile Firemen's Relief Association	Fertile	01871	\$1,252,555	\$1,089,447	\$163,108	\$80,820	49.55%	\$66,103	40.53%	\$0	0.00%	\$28,578	17.52%	\$94,681	58.05%	★★★★★

FY2016 Organization Annual Report Summary

by Organization Name

Organization Name	City	License Number	Gross Receipts	Prizes	Net Receipts	ALLOWABLE EXPENSES		LAWFUL PURPOSE EXPENDITURES						STAR RATING		
						TOTAL	%	Charitable	%	Other	%	Taxes/Fees	%		TOTAL	%
Fifty Lakes Firefighter's Relief Assoc	Fifty Lakes	01732	\$512,790	\$412,322	\$100,468	\$46,604	46.39%	\$43,520	43.32%	\$0	0.00%	\$9,093	9.05%	\$52,613	52.37%	★★★★★
Finlayson & Giese Lions Club	Finlayson	02158	\$486,691	\$397,490	\$89,201	\$44,991	50.44%	\$40,715	45.64%	\$500	0.56%	\$8,084	9.06%	\$49,299	55.27%	★★★★★
Floodwood Business & Community Pa	Floodwood	35753	\$93,401	\$75,436	\$17,965	\$12,060	67.13%	\$4,577	25.48%	\$0	0.00%	\$2,061	11.47%	\$6,638	36.95%	★★★
Flyer Athletic Boosters	Little Falls	35880	\$581,320	\$466,915	\$114,405	\$66,966	58.53%	\$34,000	29.72%	\$0	0.00%	\$15,050	13.15%	\$49,050	42.87%	★★★★
Forada Firefighters' Relief Association	Alexandria	01879	\$1,007,737	\$876,494	\$131,243	\$74,649	56.88%	\$31,860	24.28%	\$0	0.00%	\$19,538	14.89%	\$51,397	39.16%	★★★
Forest Lake Athletic Assoc	Forest Lake	04354	\$3,726,641	\$3,148,834	\$577,807	\$343,355	59.42%	\$56,327	9.75%	\$0	0.00%	\$172,533	29.86%	\$228,860	39.61%	★★★
Foreston Firemen's Relief Association	Foreston	00754	\$396,482	\$321,847	\$74,635	\$38,707	51.86%	\$27,613	37.00%	\$0	0.00%	\$7,969	10.68%	\$35,582	47.68%	★★★★
Fountain Firefighters Relief Assoc	Fountain	03105	\$646,399	\$527,636	\$118,762	\$61,320	51.63%	\$42,349	35.66%	\$0	0.00%	\$9,665	8.14%	\$52,014	43.80%	★★★★
Fox Lake Conservation League	Sherburn	05344	\$3,738,026	\$3,125,782	\$612,245	\$327,392	53.47%	\$134,303	21.94%	\$0	0.00%	\$181,292	29.61%	\$315,595	51.55%	★★★★★
Foxtailers Snowmobile Club	St. Michael	04858	\$105,535	\$83,975	\$21,560	\$10,441	48.43%	\$8,250	38.27%	\$0	0.00%	\$2,651	12.29%	\$10,901	50.56%	★★★★★
Franklin Lions Club	Franklin	02804	\$86,717	\$68,275	\$18,442	\$11,897	64.51%	\$4,400	23.86%	\$0	0.00%	\$2,331	12.64%	\$6,731	36.50%	★★★
Frazee Lions Club	Frazee	01763	\$1,263,045	\$1,052,967	\$210,078	\$151,784	72.25%	\$25,794	12.28%	\$0	0.00%	\$41,182	19.60%	\$66,976	31.88%	★★★
Freeborn County Humane Society	Albert Lea	04538	\$171,484	\$137,250	\$34,234	\$22,347	65.28%	\$17,046	49.79%	\$0	0.00%	\$4,078	11.91%	\$21,124	61.70%	★★★★★
Freeport Lions Club	Freeport	01465	\$1,490,822	\$1,245,215	\$245,607	\$123,439	50.26%	\$60,322	24.56%	\$0	0.00%	\$50,142	20.42%	\$110,464	44.98%	★★★★★
Fridley Lions Club	Fridley	00306	\$7,065,007	\$5,922,762	\$1,142,245	\$418,419	36.63%	\$391,432	34.27%	\$0	0.00%	\$383,454	33.57%	\$774,886	67.84%	★★★★★
Frontenac Sportsman's Club	Frontenac	03000	\$533,355	\$415,318	\$118,037	\$59,252	50.20%	\$41,092	34.81%	\$0	0.00%	\$12,587	10.66%	\$53,679	45.48%	★★★★★
Garfield Lake Ice Racer Club Inc	Laporte	93540	\$263,512	\$204,809	\$58,703	\$21,454	36.55%	\$20,300	34.58%	\$0	0.00%	\$5,620	9.57%	\$25,920	44.15%	★★★★
Garrison Commercial Club	Garrison	02666	\$1,118,085	\$893,740	\$224,346	\$128,800	57.41%	\$42,121	18.78%	\$521	0.23%	\$40,228	17.93%	\$82,870	36.94%	★★★
Garrison Fire Department Relief Assoc	Garrison	01962	\$271,077	\$210,178	\$60,899	\$39,308	64.55%	\$8,000	13.14%	\$0	0.00%	\$6,808	11.18%	\$14,808	24.32%	★★
Gaylord Fire Dept Relief Assoc	Gaylord	02541	\$875,803	\$739,241	\$136,561	\$67,362	49.33%	\$31,543	23.10%	\$7,000	5.13%	\$18,314	13.41%	\$56,857	41.63%	★★★★★
Gaylord Game Protective League	Gaylord	32323	\$556,236	\$443,690	\$112,546	\$62,873	55.86%	\$25,345	22.52%	\$7,339	6.52%	\$11,701	10.40%	\$44,386	39.44%	★★★★
German Days Incorporated	Belle Plaine	35239	\$6,658,973	\$5,649,228	\$1,009,745	\$496,127	49.13%	\$173,464	17.18%	\$3,000	0.30%	\$299,098	29.62%	\$475,562	47.10%	★★★★★
Gibbon Lions Club	Gibbon	05807	\$161,627	\$118,347	\$43,280	\$27,892	64.45%	\$10,359	23.93%	\$0	0.00%	\$3,901	9.01%	\$14,260	32.95%	★★★
Gilbert Fire Department Relief Associa	Gilbert	05549	\$259,671	\$230,983	\$28,688	\$17,222	60.03%	\$6,678	23.28%	\$0	0.00%	\$4,115	14.34%	\$10,793	37.62%	★★★
Glen Avon Hockey Club	Duluth	02883	\$319,182	\$248,638	\$70,544	\$42,802	60.67%	\$17,012	24.11%	\$0	0.00%	\$9,028	12.80%	\$26,040	36.91%	★★★
Glencoe Lions Club	Glencoe	02235	\$485,483	\$401,479	\$84,004	\$38,754	46.13%	\$28,263	33.64%	\$0	0.00%	\$7,415	8.83%	\$35,678	42.47%	★★★★
Glenwood Fire Dept Relief Assoc	Glenwood	01480	\$2,961,219	\$2,547,289	\$413,930	\$184,792	44.64%	\$128,015	30.93%	\$0	0.00%	\$124,539	30.09%	\$252,554	61.01%	★★★★★
Gnesen Volunteer Fire Department Re	Duluth	00662	\$676,989	\$557,430	\$119,559	\$78,390	65.57%	\$23,643	19.78%	\$54	0.05%	\$12,065	10.09%	\$35,762	29.91%	★★★
Gonvick 75th Diamond Jubilee	Gonvick	01302	\$303,438	\$238,423	\$65,015	\$33,107	50.92%	\$19,382	29.81%	\$0	0.00%	\$6,731	10.35%	\$26,113	40.16%	★★★★
Gonvick Lions Club	Gonvick	02125	\$186,006	\$139,730	\$46,276	\$21,778	47.06%	\$17,525	37.87%	\$0	0.00%	\$4,393	9.49%	\$21,918	47.36%	★★★★★
Good Thunder Fire Dept Relief Assoc	Good Thunder	02149	\$726,244	\$609,343	\$116,901	\$52,583	44.98%	\$39,188	33.52%	\$0	0.00%	\$12,665	10.83%	\$51,853	44.36%	★★★★★
Goodhue Lions Club	Goodhue	25001	\$1,226,333	\$1,011,180	\$215,153	\$84,668	39.35%	\$88,286	41.03%	\$0	0.00%	\$40,731	18.93%	\$129,017	59.97%	★★★★★
Goodridge Area Development	Goodridge	00173	\$354,988	\$298,943	\$56,045	\$29,165	52.04%	\$12,007	21.42%	\$0	0.00%	\$6,622	11.82%	\$18,629	33.24%	★★★
Goodview Activity Group	Winona	01002	\$1,810,142	\$1,514,822	\$295,320	\$166,729	56.46%	\$68,920	23.34%	\$0	0.00%	\$73,055	24.74%	\$141,975	48.07%	★★★★

FY2016 Organization Annual Report Summary

by Organization Name

Organization Name	City	License Number	Gross Receipts	Prizes	Net Receipts	ALLOWABLE EXPENSES		LAWFUL PURPOSE EXPENDITURES						STAR RATING		
						TOTAL	%	Charitable	%	Other	%	Taxes/Fees	%		TOTAL	%
Goodview Winona Area Hockey Assoc	Winona	02090	\$1,895,272	\$1,573,723	\$321,549	\$155,608	48.39%	\$106,766	33.20%	\$0	0.00%	\$88,721	27.59%	\$195,487	60.80%	★★★★★
Goose Lake Association	Harris	93325	\$140,026	\$118,176	\$21,850	\$9,381	42.93%	\$200	0.92%	\$0	0.00%	\$2,189	10.02%	\$2,389	10.93%	★
Govenaires Drum and Bugle Corps	St. Peter	04870	\$1,548,566	\$1,262,254	\$286,312	\$145,554	50.84%	\$49,331	17.23%	\$1,938	0.68%	\$74,989	26.19%	\$126,258	44.10%	★★★★
Grand Meadow Firemen's Vol Relief A	Grand Meadow	05373	\$153,229	\$119,200	\$34,029	\$15,289	44.93%	\$10,200	29.97%	\$0	0.00%	\$4,542	13.35%	\$14,742	43.32%	★★★★
Grand Rapids Amateur Hockey Assoc	Grand Rapids	02682	\$3,292,159	\$2,767,755	\$524,403	\$241,987	46.15%	\$200,376	38.21%	\$0	0.00%	\$129,556	24.71%	\$329,932	62.92%	★★★★★
Grandy Lions Club	Grandy	02829	\$1,520,418	\$1,235,147	\$285,271	\$150,725	52.84%	\$63,310	22.19%	\$0	0.00%	\$67,100	23.52%	\$130,410	45.71%	★★★★
Granite City Lumberjacks Inc.	Sauk Rapids	92564	\$6,712,106	\$5,747,291	\$964,815	\$463,333	48.02%	\$207,344	21.49%	\$0	0.00%	\$316,368	32.79%	\$523,712	54.28%	★★★★★
Green Isle Firemens Relief Assoc	Green Isle	02584	\$100,835	\$76,620	\$24,215	\$16,901	69.80%	\$5,808	23.98%	\$0	0.00%	\$2,702	11.16%	\$8,510	35.14%	★★★★
Greenwald Community Recreation Clu	Greenwald	00888	\$145,960	\$115,203	\$30,757	\$19,658	63.91%	\$6,989	22.72%	\$0	0.00%	\$3,634	11.82%	\$10,623	34.54%	★★★★
Greenway Lions Club	Bovey	01504	\$553,443	\$440,386	\$113,057	\$78,348	69.30%	\$23,453	20.74%	\$0	0.00%	\$12,482	11.04%	\$35,935	31.78%	★★★★
Grey Eagle-Burtrum Lions Club	Grey Eagle	01292	\$1,712,374	\$1,424,131	\$288,243	\$147,798	51.28%	\$71,561	24.83%	\$0	0.00%	\$76,111	26.41%	\$147,672	51.23%	★★★★★
Grygla Gatzke Area Jaycees	Grygla	00953	\$296,788	\$254,869	\$41,919	\$28,401	67.75%	\$9,168	21.87%	\$0	0.00%	\$4,824	11.51%	\$13,992	33.38%	★★★★
Grygla Lions Club	Grygla	00782	\$204,203	\$165,863	\$38,340	\$15,266	39.82%	\$19,375	50.53%	\$0	0.00%	\$4,242	11.06%	\$23,617	61.60%	★★★★★
Hackensack Lions Club	Hackensack	01740	\$675,693	\$579,230	\$96,463	\$47,143	48.87%	\$26,210	27.17%	\$0	0.00%	\$10,197	10.57%	\$36,407	37.74%	★★★★
Hackensack Vol Fire Department	Hackensack	02654	\$115,210	\$92,843	\$22,367	\$18,555	82.96%	\$1,000	4.47%	\$0	0.00%	\$2,240	10.01%	\$3,240	14.48%	★
Hadley Lions Club	Hadley	02492	\$167,451	\$137,572	\$29,878	\$12,435	41.62%	\$6,554	21.93%	\$0	0.00%	\$3,250	10.88%	\$9,804	32.81%	★★★★
Halstad Firemens Benefit Assoc	Halstad	02609	\$281,092	\$231,334	\$49,758	\$27,252	54.77%	\$1,000	2.01%	\$0	0.00%	\$13,889	27.91%	\$14,889	29.92%	★★★
Ham Lake Chamber of Commerce	Ham Lake	02948	\$6,146,886	\$5,199,664	\$947,222	\$542,567	57.28%	\$64,570	6.82%	\$0	0.00%	\$326,409	34.46%	\$390,979	41.28%	★★★★
Ham Lake Lions Club	Cedar	02618	\$1,177,506	\$997,053	\$180,453	\$113,486	62.89%	\$32,046	17.76%	\$0	0.00%	\$38,150	21.14%	\$70,196	38.90%	★★★★
Hamburg Fire Dept Relief Assoc	Hamburg	02329	\$81,773	\$58,968	\$22,805	\$13,012	57.06%	\$6,550	28.72%	\$0	0.00%	\$2,323	10.18%	\$8,873	38.91%	★★★★
Hamel Lions Club	Hamel	03851	\$1,014,535	\$833,527	\$181,008	\$114,421	63.21%	\$31,790	17.56%	\$0	0.00%	\$32,001	17.68%	\$63,791	35.24%	★★★★
Hamel Vol Firemen's Relief Assoc	Hamel	01926	\$787,370	\$676,166	\$111,204	\$68,912	61.97%	\$25,725	23.13%	\$0	0.00%	\$12,052	10.84%	\$37,777	33.97%	★★★★
Hancock Firemen's Relief Assoc	Hancock	05472	\$168,133	\$133,125	\$35,008	\$21,939	62.67%	\$8,950	25.57%	\$0	0.00%	\$3,940	11.25%	\$12,890	36.82%	★★★★
Hanley Falls Firemens Relief Associat	Hanley Falls	02791	\$428,704	\$340,912	\$87,792	\$38,300	43.63%	\$39,310	44.78%	\$0	0.00%	\$10,753	12.25%	\$50,063	57.02%	★★★★★
Hanover Athletic Assoc	Hanover	02415	\$6,975,880	\$5,884,524	\$1,091,356	\$397,491	36.42%	\$251,136	23.01%	\$41,813	3.83%	\$353,569	32.40%	\$646,518	59.24%	★★★★★
Hanover Lions Club	Hanover	00591	\$1,579,403	\$1,386,859	\$192,544	\$104,705	54.38%	\$43,400	22.54%	\$0	0.00%	\$33,096	17.19%	\$76,496	39.73%	★★★★
Hanska Baseball Assoc	Hanska	02461	\$456,193	\$374,026	\$82,167	\$40,829	49.69%	\$26,125	31.79%	\$0	0.00%	\$8,686	10.57%	\$34,811	42.37%	★★★★
Harding Lastrup Snodusters Snowmot	Hillman	02716	\$468,807	\$372,596	\$96,211	\$58,689	61.00%	\$22,700	23.59%	\$0	0.00%	\$10,929	11.36%	\$33,629	34.95%	★★★★
Harding Sportsmen's Club	Pierz	02269	\$292,906	\$225,137	\$67,770	\$46,154	68.10%	\$18,541	27.36%	\$0	0.00%	\$7,474	11.03%	\$26,015	38.39%	★★★★
Harmony Firefighter's Relief Assoc	Harmony	04184	\$553,381	\$449,439	\$103,942	\$49,405	47.53%	\$31,550	30.35%	\$0	0.00%	\$20,603	19.82%	\$52,153	50.17%	★★★★★
Hartland Firemens Relief Assoc	Hartland	35378	\$366,145	\$310,911	\$55,234	\$26,346	47.70%	\$29,044	52.58%	\$0	0.00%	\$6,746	12.21%	\$35,790	64.80%	★★★★★
Hawley Firemens Relief Assoc	Hawley	02860	\$1,677,345	\$1,398,496	\$278,849	\$155,778	55.86%	\$59,675	21.40%	\$0	0.00%	\$70,093	25.14%	\$129,768	46.54%	★★★★
Hayfield Commercial Club	Hayfield	02310	\$498,265	\$424,966	\$73,300	\$41,560	56.70%	\$23,200	31.65%	\$0	0.00%	\$7,518	10.26%	\$30,718	41.91%	★★★★
Hayward Fire Department Relief Asso	Albert Lea	02869	\$473,915	\$375,680	\$98,235	\$54,856	55.84%	\$23,844	24.27%	\$1,000	1.02%	\$10,297	10.48%	\$35,141	35.77%	★★★

FY2016 Organization Annual Report Summary

by Organization Name

Organization Name	City	License Number	Gross Receipts	Prizes	Net Receipts	ALLOWABLE EXPENSES		LAWFUL PURPOSE EXPENDITURES						STAR RATING		
						TOTAL	%	Charitable	%	Other	%	Taxes/Fees	%		TOTAL	%
Heartland Animal Rescue Team	Brainerd	04797	\$302,847	\$243,232	\$59,615	\$45,048	75.56%	\$8,600	14.43%	\$0	0.00%	\$6,631	11.12%	\$15,231	25.55%	★★★
Heartland Racing Pigeon Federation	St. Paul	36695	\$1,530,531	\$1,269,514	\$261,017	\$145,652	55.80%	\$45,577	17.46%	\$0	0.00%	\$66,438	25.45%	\$112,015	42.91%	★★★★★
Heather Curling Club	Mapleton	04760	\$804,424	\$662,547	\$141,877	\$64,383	45.38%	\$33,452	23.58%	\$1,500	1.06%	\$20,773	14.64%	\$55,725	39.28%	★★★★
Hector Vol Fire Dept Relief Assoc	Hector	03169	\$200,814	\$164,491	\$36,323	\$22,795	62.76%	\$15,203	41.86%	\$0	0.00%	\$4,635	12.76%	\$19,838	54.62%	★★★★★
Henderson Fire Dept Relief Assoc	Henderson	02409	\$521,178	\$442,905	\$78,273	\$29,866	38.16%	\$38,061	48.63%	\$0	0.00%	\$10,125	12.94%	\$48,186	61.56%	★★★★★
Henderson Lions Club	Henderson	02647	\$98,129	\$72,576	\$25,553	\$9,316	36.46%	\$13,456	52.66%	\$0	0.00%	\$2,989	11.70%	\$16,445	64.36%	★★★★★
Heritage Community Center	Thief River Falls	00175	\$28,861	\$20,648	\$8,213	\$793	9.65%	\$6,800	82.80%	\$0	0.00%	\$1,017	12.38%	\$7,817	95.17%	★★★★★
Herman Development Corp	Herman	02977	\$96,911	\$83,761	\$13,150	\$7,971	60.62%	\$2,235	17.00%	\$0	0.00%	\$1,963	14.93%	\$4,198	31.92%	★★★★
Hermantown Amateur Hockey Assoc	Hermantown	02165	\$2,120,015	\$1,740,475	\$379,540	\$171,329	45.14%	\$117,325	30.91%	\$0	0.00%	\$101,016	26.62%	\$218,341	57.53%	★★★★★
Hermantown Youth Soccer Assoc	Duluth	03182	\$996,301	\$833,957	\$162,344	\$110,613	68.13%	\$30,816	18.98%	\$0	0.00%	\$27,362	16.85%	\$58,178	35.84%	★★★★
Hiawatha Sno-Seekers	Dover	04463	\$3,247,185	\$2,566,329	\$680,855	\$301,408	44.27%	\$71,805	10.55%	\$11,457	1.68%	\$211,961	31.13%	\$295,222	43.36%	★★★★★
Hill City Firemens Relief Assoc	Hill City	01157	\$1,631,545	\$1,404,237	\$227,308	\$101,303	44.57%	\$71,646	31.52%	\$0	0.00%	\$45,859	20.17%	\$117,505	51.69%	★★★★★
Hill City Lions Club	Hill City	04089	\$601,571	\$492,782	\$108,788	\$44,577	40.98%	\$43,963	40.41%	\$0	0.00%	\$10,833	9.96%	\$54,795	50.37%	★★★★★
Hill Murray Mothers Club	Maplewood	04435	\$2,980,755	\$2,546,435	\$434,320	\$195,848	45.09%	\$116,987	26.94%	\$0	0.00%	\$134,101	30.88%	\$251,088	57.81%	★★★★★
Hinckley Lions Club	Hinckley	01803	\$918,536	\$696,637	\$221,899	\$120,484	54.30%	\$52,849	23.82%	\$0	0.00%	\$44,014	19.84%	\$96,863	43.65%	★★★★★
Hitterdal Lions Club	Hitterdal	02015	\$668,428	\$598,994	\$69,434	\$38,188	55.00%	\$26,805	38.60%	\$0	0.00%	\$7,394	10.65%	\$34,199	49.25%	★★★★★
Hoffman Lions Club	Hoffman	01636	\$440,612	\$366,154	\$74,458	\$32,888	44.17%	\$35,127	47.18%	\$0	0.00%	\$7,422	9.97%	\$42,549	57.14%	★★★★★
Hoffman Senior Citizen's Club	Hoffman	33884	\$34,317	\$26,256	\$8,061	\$1,759	21.82%	\$4,350	53.96%	\$0	0.00%	\$1,578	19.57%	\$5,928	73.54%	★★★★★
Holdingford Firefighters Relief Assoc	Holdingford	02667	\$93,263	\$75,734	\$17,529	\$11,106	63.36%	\$1,900	10.84%	\$0	0.00%	\$2,209	12.60%	\$4,109	23.44%	★★★
Holdingford Sno Flyers	Holdingford	03012	\$303,628	\$250,725	\$52,903	\$34,792	65.77%	\$12,875	24.34%	\$200	0.38%	\$6,440	12.17%	\$19,515	36.89%	★★★★★
Holloway Rod and Gun Club	Holloway	00897	\$233,002	\$190,572	\$42,430	\$20,809	49.04%	\$14,304	33.71%	\$0	0.00%	\$4,058	9.56%	\$18,362	43.28%	★★★★★
Holy Trinity Church Winsted	Winsted	01288	\$591,344	\$459,780	\$131,564	\$36,590	27.81%	\$84,900	64.53%	\$0	0.00%	\$12,778	9.71%	\$97,678	74.24%	★★★★★
Hopkins Raspberry Assoc	Hopkins	02297	\$2,357,243	\$2,029,440	\$327,803	\$206,592	63.02%	\$30,250	9.23%	\$0	0.00%	\$79,456	24.24%	\$109,706	33.47%	★★★★★
Hopkins Youth Hockey Association	Hopkins	04157	\$4,487,352	\$3,845,564	\$641,788	\$313,964	48.92%	\$142,575	22.22%	\$0	0.00%	\$211,468	32.95%	\$354,043	55.17%	★★★★★
Houston Money Creek Snowriders Sn	Houston	92320	\$223,693	\$180,505	\$43,188	\$17,953	41.57%	\$6,980	16.16%	\$20,647	47.81%	\$4,815	11.15%	\$32,443	75.12%	★★★★★
Hoyt Lakes Chamber of Commerce	Hoyt Lakes	04943	\$1,074,686	\$948,146	\$126,540	\$64,861	51.26%	\$20,025	15.83%	\$0	0.00%	\$19,810	15.66%	\$39,835	31.48%	★★★★★
Hrvatski Dom Assoc	South St. Paul	00146	\$810,171	\$645,672	\$164,499	\$112,073	68.13%	\$23,321	14.18%	\$0	0.00%	\$26,210	15.93%	\$49,531	30.11%	★★★★★
Husker Athletic Boosters Club	Holdingford	03961	\$439,493	\$337,307	\$102,186	\$47,819	46.80%	\$44,634	43.68%	\$0	0.00%	\$10,632	10.40%	\$55,266	54.08%	★★★★★
Ideal Community Service Organization	Pequot Lakes	01152	\$295,309	\$230,250	\$65,059	\$42,472	65.28%	\$12,850	19.75%	\$0	0.00%	\$7,490	11.51%	\$20,340	31.26%	★★★★★
International Falls Recreation Hockey	International Falls	05298	\$225,378	\$168,608	\$56,770	\$32,407	57.08%	\$16,053	28.28%	\$0	0.00%	\$6,167	10.86%	\$22,220	39.14%	★★★★★
International Voyageurs Snowmobile	International Falls	05012	\$316,531	\$251,237	\$65,294	\$37,178	56.94%	\$1,000	1.53%	\$15,407	23.60%	\$6,275	9.61%	\$22,682	34.74%	★★★★★
Inver Grove Heights Soccer Assoc	Inver Grove Height	30084	\$553,987	\$466,750	\$87,237	\$55,917	64.10%	\$6,000	6.88%	\$21,000	24.07%	\$11,145	12.78%	\$38,145	43.73%	★★★★★
Irish Football Boosters	Rosemount	93224	\$2,964,337	\$2,561,249	\$403,088	\$167,522	41.56%	\$145,000	35.97%	\$0	0.00%	\$113,422	28.14%	\$258,422	64.11%	★★★★★
Irving Community Association	Duluth	02305	\$13,782,439	\$11,603,611	\$2,178,827	\$1,093,767	50.20%	\$333,881	15.32%	\$0	0.00%	\$773,175	35.49%	\$1,107,056	50.81%	★★★★★

FY2016 Organization Annual Report Summary

by Organization Name

Organization Name	City	License Number	Gross Receipts	Prizes	Net Receipts	ALLOWABLE EXPENSES		LAWFUL PURPOSE EXPENDITURES						STAR RATING		
						TOTAL	%	Charitable	%	Other	%	Taxes/Fees	%		TOTAL	%
Isabella Community Council	Isabella	02612	\$228,073	\$192,250	\$35,823	\$33,208	92.70%	\$2,586	7.22%	\$0	0.00%	\$4,684	13.08%	\$7,270	20.29%	★★
Isanti County Sportsmens Club	Cambridge	02581	\$3,647,146	\$3,136,314	\$510,832	\$266,485	52.17%	\$65,147	12.75%	\$0	0.00%	\$155,612	30.46%	\$220,759	43.22%	★★★★
Isle Lions Club	Isle	01844	\$590,626	\$480,977	\$109,649	\$66,803	60.92%	\$22,825	20.82%	\$0	0.00%	\$12,399	11.31%	\$35,224	32.12%	★★★
Italian American Club Foundation	Minneapolis	00511	\$5,627,385	\$4,637,878	\$989,507	\$442,907	44.76%	\$230,000	23.24%	\$0	0.00%	\$316,042	31.94%	\$546,042	55.18%	★★★★★
Itasca Drift Skippers Snowmobile Club	Grand Rapids	05107	\$498,306	\$415,841	\$82,465	\$39,481	47.88%	\$30,075	36.47%	\$0	0.00%	\$9,506	11.53%	\$39,581	48.00%	★★★★
Izaak Walton League Chapter 79	New Ulm	02352	\$293,351	\$246,277	\$47,073	\$27,558	58.54%	\$12,139	25.79%	\$0	0.00%	\$4,420	9.39%	\$16,559	35.18%	★★★
Janesville Rotary Club	Janesville	03859	\$86,165	\$67,955	\$18,210	\$5,376	29.52%	\$8,530	46.84%	\$0	0.00%	\$3,098	17.01%	\$11,628	63.85%	★★★★★
Jasper Lions Club	Jasper	01717	\$63,554	\$46,800	\$16,754	\$9,497	56.69%	\$3,827	22.84%	\$0	0.00%	\$1,527	9.12%	\$5,354	31.96%	★★★
Jordan Fire Department Relief Assoc	Jordan	02662	\$874,035	\$734,811	\$139,224	\$94,010	67.52%	\$31,704	22.77%	\$0	0.00%	\$24,215	17.39%	\$55,919	40.16%	★★★★
Kasota Fire Dept Relief Assoc	Kasota	02880	\$481,121	\$396,669	\$84,451	\$45,998	54.47%	\$21,616	25.60%	\$0	0.00%	\$8,556	10.13%	\$30,172	35.73%	★★★
Kay Sea Club	Austin	00787	\$372,626	\$296,886	\$75,740	\$52,387	69.17%	\$17,350	22.91%	\$0	0.00%	\$7,132	9.42%	\$24,482	32.32%	★★★
Keewatin Firemens Relief Assoc	Keewatin	02506	\$2,612,524	\$2,192,728	\$419,796	\$241,164	57.45%	\$49,462	11.78%	\$0	0.00%	\$119,756	28.53%	\$169,218	40.31%	★★★★
Kellogg Fire Department Relief Assoc	Kellogg	03983	\$438,465	\$342,443	\$96,022	\$40,673	42.36%	\$45,750	47.65%	\$0	0.00%	\$10,676	11.12%	\$56,426	58.76%	★★★★★
Kensington Firemen's Relief Associati	Kensington	02557	\$341,361	\$270,950	\$70,411	\$40,054	56.89%	\$23,784	33.78%	\$0	0.00%	\$7,517	10.68%	\$31,301	44.45%	★★★★
Kenyon Snowdrifters	Kenyon	33481	\$371,738	\$299,270	\$72,468	\$59,345	81.89%	\$300	0.41%	\$0	0.00%	\$8,368	11.55%	\$8,668	11.96%	★
Kiester Firemans Relief Assoc	Kiester	05648	\$213,128	\$173,107	\$40,021	\$17,988	44.95%	\$21,546	53.84%	\$0	0.00%	\$4,247	10.61%	\$25,793	64.45%	★★★★★
Kimball Firemens Relief Assoc	Kimball	05835	\$1,423,709	\$1,208,103	\$215,606	\$100,401	46.57%	\$77,141	35.78%	\$0	0.00%	\$39,233	18.20%	\$116,374	53.98%	★★★★★
Kingsland Athletic Booster Club	Spring Valley	04222	\$1,736,897	\$1,440,646	\$296,251	\$159,921	53.98%	\$65,484	22.10%	\$0	0.00%	\$71,008	23.97%	\$136,492	46.07%	★★★★
Kinney Fire Relief Assoc	Kinney	03103	\$273,135	\$227,492	\$45,643	\$25,585	56.06%	\$12,860	28.18%	\$0	0.00%	\$5,136	11.25%	\$17,996	39.43%	★★★
Knight Riders Snowmobile Club Inc	Fosston	03555	\$94,043	\$69,744	\$24,299	\$11,864	48.83%	\$6,972	28.69%	\$0	0.00%	\$2,800	11.52%	\$9,772	40.22%	★★★★
Knights Fraternal Corporation of Bloor	Bloomington	00085	\$1,054,780	\$838,668	\$216,112	\$136,972	63.38%	\$8,910	4.12%	\$43,129	19.96%	\$23,156	10.71%	\$75,196	34.79%	★★★★
Knights of Columbus Council 1551 Mc	Montevideo	02514	\$379,342	\$313,102	\$66,240	\$32,975	49.78%	\$19,669	29.69%	\$0	0.00%	\$7,127	10.76%	\$26,796	40.45%	★★★★
Knights of Columbus Council 1573 Mc	Montgomery	40009	\$422,725	\$346,855	\$75,870	\$29,401	38.75%	\$44,776	59.02%	\$3,000	3.95%	\$10,597	13.97%	\$58,373	76.94%	★★★★★
Knights of Columbus Council 1575 Fa	Fairmont	00683	\$167,204	\$98,260	\$68,944	\$6,427	9.32%	\$47,203	68.47%	\$10,821	15.70%	\$6,187	8.97%	\$64,212	93.14%	★★★★★
Knights of Columbus Council 1632 Sti	Stillwater	04684	\$210,739	\$174,917	\$35,822	\$24,077	67.21%	\$10,239	28.58%	\$0	0.00%	\$3,465	9.67%	\$13,704	38.26%	★★★
Knights of Columbus Council 2023	New Prague	01187	\$72,906	\$48,196	\$24,710	\$7,068	28.60%	\$7,530	30.47%	\$6,759	27.35%	\$2,882	11.66%	\$17,171	69.49%	★★★★★
Knights of Columbus Council 4174 Alt	Albertville	02923	\$2,420,464	\$2,024,946	\$395,518	\$160,527	40.59%	\$87,090	22.02%	\$0	0.00%	\$97,998	24.78%	\$185,088	46.80%	★★★★
Knights of Columbus Council 4718 Ale	Alexandria	01362	\$141,552	\$91,191	\$50,361	\$24,288	48.23%	\$12,877	25.57%	\$6,601	13.11%	\$5,502	10.93%	\$24,980	49.60%	★★★★
Knights of Columbus Council 6731 Gr	Granite Falls	03434	\$162,743	\$127,566	\$35,177	\$18,830	53.53%	\$6,944	19.74%	\$0	0.00%	\$3,816	10.85%	\$10,760	30.59%	★★★
Knights of Columbus Council 8367 La	Lakeville	03744	\$456,798	\$383,699	\$73,099	\$49,910	68.28%	\$19,081	26.10%	\$0	0.00%	\$7,472	10.22%	\$26,553	36.33%	★★★
Knights of Columbus Council 889 Far	Faribault	01142	\$286,519	\$208,390	\$78,129	\$25,086	32.11%	\$0	0.00%	\$41,948	53.69%	\$10,670	13.66%	\$52,618	67.35%	★★★★★
Knights of Columbus Council 9140 Big	Big Lake	04555	\$3,002,388	\$2,526,162	\$476,226	\$253,306	53.19%	\$113,631	23.86%	\$0	0.00%	\$142,154	29.85%	\$255,785	53.71%	★★★★★
Knights of Columbus Council 945 Owa	Owatonna	01090	\$630,357	\$482,917	\$147,439	\$88,171	59.80%	\$12,772	8.66%	\$11,684	7.92%	\$19,892	13.49%	\$44,347	30.08%	★★★
La Salle Volunteer Firefighters Relief	La Salle	03759	\$273,463	\$230,391	\$43,072	\$24,842	57.68%	\$6,200	14.39%	\$0	0.00%	\$4,387	10.19%	\$10,587	24.58%	★★

FY2016 Organization Annual Report Summary

by Organization Name

Organization Name	City	License Number	Gross Receipts	Prizes	Net Receipts	ALLOWABLE EXPENSES		LAWFUL PURPOSE EXPENDITURES						STAR RATING		
						TOTAL	%	Charitable	%	Other	%	Taxes/Fees	%		TOTAL	%
Lac Qui Parle Lake Association	Montevideo	02914	\$998,846	\$776,715	\$222,131	\$144,891	65.23%	\$31,075	13.99%	\$0	0.00%	\$41,577	18.72%	\$72,652	32.71%	☆☆☆☆
Lafayette & Area Lions Club	Lafayette	02549	\$307,255	\$227,595	\$79,660	\$33,599	42.18%	\$28,856	36.22%	\$0	0.00%	\$8,058	10.12%	\$36,914	46.34%	☆☆☆☆
Lake City Chamber Of Commerce	Lake City	01182	\$31,543	\$21,369	\$10,174	\$1,331	13.08%	\$7,444	73.17%	\$0	0.00%	\$1,144	11.24%	\$8,588	84.41%	☆☆☆☆
Lake Crystal Fire Dept Relief Assoc	Lake Crystal	02606	\$1,177,943	\$993,613	\$184,330	\$87,589	47.52%	\$61,652	33.45%	\$0	0.00%	\$34,504	18.72%	\$96,156	52.17%	☆☆☆☆
Lake Elmo Jaycees	Lake Elmo	02225	\$2,281,933	\$1,951,916	\$330,017	\$125,757	38.11%	\$92,500	28.03%	\$27,500	8.33%	\$96,269	29.17%	\$216,269	65.53%	☆☆☆☆
Lake Henry Lions Club	Belgrade	04918	\$563,628	\$445,130	\$118,498	\$44,191	37.29%	\$57,177	48.25%	\$0	0.00%	\$11,785	9.95%	\$68,962	58.20%	☆☆☆☆
Lake Lillian Civic & Commerce Assoc	Lake Lillian	02920	\$170,192	\$134,744	\$35,448	\$17,023	48.02%	\$18,838	53.14%	\$0	0.00%	\$4,001	11.29%	\$22,840	64.43%	☆☆☆☆
Lake of the Woods Drifters Snowmob	Baudette	31160	\$598,672	\$486,684	\$111,988	\$59,534	53.16%	\$26,024	23.24%	\$0	0.00%	\$13,170	11.76%	\$39,194	35.00%	☆☆☆☆
Lake Park Fire Relief Association	Lake Park	00702	\$639,059	\$552,889	\$86,170	\$53,672	62.29%	\$21,100	24.49%	\$0	0.00%	\$8,154	9.46%	\$29,254	33.95%	☆☆☆☆
Lake Region Hockey Association	New Brighton	01837	\$1,065,215	\$861,700	\$203,515	\$117,989	57.98%	\$38,714	19.02%	\$0	0.00%	\$30,707	15.09%	\$69,421	34.11%	☆☆☆☆
Lake Sullivan Assoc	Hillman	03118	\$326,840	\$257,979	\$68,861	\$45,488	66.06%	\$14,000	20.33%	\$0	0.00%	\$6,884	10.00%	\$20,884	30.33%	☆☆☆☆
Lake Superior Steelhead Assoc	Duluth	01859	\$2,268,507	\$1,883,424	\$385,083	\$205,594	53.39%	\$59,922	15.56%	\$0	0.00%	\$112,757	29.28%	\$172,679	44.84%	☆☆☆☆
Lake Washington Improvement Assoc	Mankato	03528	\$2,585,885	\$2,183,347	\$402,538	\$205,056	50.94%	\$65,500	16.27%	\$0	0.00%	\$122,986	30.55%	\$188,486	46.82%	☆☆☆☆
Lakes Area Senior Activity Center	Brainerd	01066	\$24,630	\$14,860	\$9,770	\$2,401	24.57%	\$7,016	71.81%	\$0	0.00%	\$1,353	13.85%	\$8,369	85.66%	☆☆☆☆
Lakes Area Youth Service Bureau Inc	Forest Lake	34511	\$1,177,436	\$964,757	\$212,679	\$68,183	32.06%	\$101,596	47.77%	\$0	0.00%	\$35,487	16.69%	\$137,083	64.46%	☆☆☆☆
Lakeview Booster Club, Inc	Cottonwood	35466	\$320,409	\$263,321	\$57,088	\$37,724	66.08%	\$17,735	31.07%	\$0	0.00%	\$6,014	10.53%	\$23,749	41.60%	☆☆☆☆
Lakeville Hockey Association	Lakeville	02059	\$4,181,142	\$3,445,317	\$735,825	\$420,143	57.10%	\$100,000	13.59%	\$0	0.00%	\$218,155	29.65%	\$318,155	43.24%	☆☆☆☆
Lakeville Lions Club	Lakeville	01947	\$2,804,100	\$2,417,416	\$386,684	\$169,028	43.71%	\$112,103	28.99%	\$0	0.00%	\$107,996	27.93%	\$220,099	56.92%	☆☆☆☆
Lamberton Lions Club	Lamberton	05073	\$186,911	\$153,474	\$33,437	\$25,285	75.62%	\$6,000	17.94%	\$0	0.00%	\$3,675	10.99%	\$9,675	28.94%	☆☆☆☆
Lancer Youth Hockey Association	La Crescent	03796	\$1,139,274	\$924,441	\$214,833	\$74,609	34.73%	\$110,000	51.20%	\$0	0.00%	\$33,551	15.62%	\$143,551	66.82%	☆☆☆☆
Lanesboro Fire Relief Assn	Lanesboro	03119	\$1,532,305	\$1,304,411	\$227,894	\$116,269	51.02%	\$69,500	30.50%	\$0	0.00%	\$46,633	20.46%	\$116,133	50.96%	☆☆☆☆
Le Center Firefighter's Relief Associat	Le Center	02551	\$807,800	\$656,613	\$151,187	\$62,970	41.65%	\$54,452	36.02%	\$0	0.00%	\$22,004	14.55%	\$76,456	50.57%	☆☆☆☆
Leaf Valley Game and Fish Conservat	Miltona	02355	\$2,527,040	\$2,196,671	\$330,369	\$136,406	41.29%	\$97,127	29.40%	\$1,800	0.54%	\$100,807	30.51%	\$199,734	60.46%	☆☆☆☆
Leavenworth Baseball Assoc	Sleepy Eye	02685	\$438,587	\$354,353	\$84,235	\$46,608	55.33%	\$30,162	35.81%	\$0	0.00%	\$9,117	10.82%	\$39,279	46.63%	☆☆☆☆
Leech Lake Area Amateur Hockey As	Walker	30852	\$532,893	\$416,384	\$116,509	\$74,499	63.94%	\$52,570	45.12%	\$0	0.00%	\$16,475	14.14%	\$69,045	59.26%	☆☆☆☆
LeRoy Community Foundation	LeRoy	35638	\$226,379	\$187,150	\$39,229	\$22,843	58.23%	\$8,973	22.87%	\$1,070	2.73%	\$2,404	6.13%	\$12,447	31.73%	☆☆☆☆
Lester Prairie Lions Club	Lester Prairie	02982	\$124,962	\$97,107	\$27,855	\$13,246	47.55%	\$14,194	50.96%	\$0	0.00%	\$3,603	12.93%	\$17,797	63.89%	☆☆☆☆
Lewiston Volunteer Fire Co	Lewiston	03750	\$634,587	\$516,173	\$118,414	\$71,161	60.09%	\$35,875	30.30%	\$0	0.00%	\$13,562	11.45%	\$49,437	41.75%	☆☆☆☆
Lexington Fire Relief	Lexington	00007	\$1,901,684	\$1,619,760	\$281,924	\$133,181	47.24%	\$57,588	20.43%	\$0	0.00%	\$62,855	22.30%	\$120,444	42.72%	☆☆☆☆
Lincoln Area Business Assoc	Cushing	01074	\$932,930	\$757,223	\$175,707	\$105,337	59.95%	\$48,778	27.76%	\$0	0.00%	\$27,563	15.69%	\$76,341	43.45%	☆☆☆☆
Lindstrom Firefighter's Relief Assoc	Lindstrom	01950	\$1,790,627	\$1,584,545	\$206,082	\$92,874	45.07%	\$81,850	39.72%	\$0	0.00%	\$43,217	20.97%	\$125,067	60.69%	☆☆☆☆
Lions Club of Forest Lake	Forest Lake	02190	\$904,642	\$746,571	\$158,071	\$91,143	57.66%	\$52,671	33.32%	\$0	0.00%	\$19,844	12.55%	\$72,515	45.88%	☆☆☆☆
Lions Club of Waconia	Waconia	32393	\$994,649	\$812,634	\$182,015	\$60,521	33.25%	\$97,321	53.47%	\$0	0.00%	\$28,457	15.63%	\$125,778	69.10%	☆☆☆☆
Lions International Gateway Lions Clu	Park Rapids	02086	\$639,635	\$544,977	\$94,658	\$59,030	62.36%	\$25,356	26.79%	\$1,500	1.58%	\$10,161	10.73%	\$37,017	39.11%	☆☆☆☆

FY2016 Organization Annual Report Summary

by Organization Name

Organization Name	City	License Number	Gross Receipts	Prizes	Net Receipts	ALLOWABLE EXPENSES		LAWFUL PURPOSE EXPENDITURES						STAR RATING		
						TOTAL	%	Charitable	%	Other	%	Taxes/Fees	%		TOTAL	%
Little Canada Canadian Days	Little Canada	04219	\$966,738	\$827,511	\$139,227	\$82,381	59.17%	\$28,093	20.18%	\$0	0.00%	\$17,436	12.52%	\$45,529	32.70%	☆☆☆
Little Canada Fire Department	Little Canada	00864	\$3,108,007	\$2,589,051	\$518,956	\$246,027	47.41%	\$137,769	26.55%	\$0	0.00%	\$147,686	28.46%	\$285,455	55.01%	☆☆☆☆☆
Little Canada Recreation Association	Little Canada	34510	\$3,839,030	\$2,943,780	\$895,250	\$589,950	65.90%	\$191,213	21.36%	\$0	0.00%	\$133,174	14.88%	\$324,387	36.23%	☆☆☆
Little Falls Lindbergh Lions Club	Little Falls	03031	\$1,820,890	\$1,560,672	\$260,218	\$151,362	58.17%	\$33,350	12.82%	\$0	0.00%	\$62,565	24.04%	\$95,915	36.86%	☆☆☆
Little Falls Lions Club	Little Falls	02565	\$490,128	\$403,497	\$86,631	\$57,989	66.94%	\$20,615	23.80%	\$0	0.00%	\$9,762	11.27%	\$30,377	35.06%	☆☆☆
Little Falls Youth Hockey	Little Falls	02347	\$944,650	\$705,071	\$239,578	\$101,614	42.41%	\$77,822	32.48%	\$0	0.00%	\$28,548	11.92%	\$106,370	44.40%	☆☆☆☆☆
Long Lake Homeowners Assn Inc	Hillman	05442	\$708,436	\$555,138	\$153,299	\$83,420	54.42%	\$31,250	20.39%	\$0	0.00%	\$18,399	12.00%	\$49,649	32.39%	☆☆☆
Long Prairie Hockey Assoc	Long Prairie	02079	\$522,888	\$431,421	\$91,467	\$61,103	66.80%	\$32,172	35.17%	\$0	0.00%	\$11,321	12.38%	\$43,493	47.55%	☆☆☆☆☆
Long Prairie Lions Club	Long Prairie	04429	\$520,754	\$421,504	\$99,250	\$49,464	49.84%	\$37,084	37.36%	\$0	0.00%	\$11,317	11.40%	\$48,401	48.77%	☆☆☆☆☆
Longville Lakes Area Chamber of Com	Longville	01185	\$1,335,190	\$1,081,849	\$253,341	\$140,339	55.40%	\$38,462	15.18%	\$5,360	2.12%	\$47,400	18.71%	\$91,223	36.01%	☆☆☆
Lonsdale Firemen's Relief Association	Lonsdale	02136	\$271,310	\$201,482	\$69,828	\$31,699	45.40%	\$30,255	43.33%	\$0	0.00%	\$7,507	10.75%	\$37,762	54.08%	☆☆☆☆☆
Loretto Lions Club	Loretto	02054	\$2,574,456	\$2,208,582	\$365,874	\$141,241	38.60%	\$90,867	24.84%	\$0	0.00%	\$90,204	24.65%	\$181,071	49.49%	☆☆☆☆☆
Loretto Volunteer Fire Dept Inc	Loretto	93303	\$645,927	\$537,694	\$108,233	\$58,786	54.31%	\$34,250	31.64%	\$0	0.00%	\$11,572	10.69%	\$45,822	42.34%	☆☆☆☆☆
Lowry Firemen's Relief Assoc	Lowry	03760	\$1,298,559	\$1,106,206	\$192,354	\$80,554	41.88%	\$85,100	44.24%	\$0	0.00%	\$40,997	21.31%	\$126,097	65.55%	☆☆☆☆☆
Loyola Booster Club	Mankato	92384	\$366,900	\$285,751	\$81,149	\$29,949	36.91%	\$35,000	43.13%	\$1,000	1.23%	\$16,079	19.81%	\$52,079	64.18%	☆☆☆☆☆
Luverne Optimist Club	Luverne	02400	\$734,452	\$603,556	\$130,896	\$69,938	53.43%	\$44,906	34.31%	\$0	0.00%	\$18,664	14.26%	\$63,570	48.57%	☆☆☆☆☆
Mabel Fire Relief Assoc	Mabel	05195	\$659,696	\$540,126	\$119,570	\$52,252	43.70%	\$47,566	39.78%	\$0	0.00%	\$14,817	12.39%	\$62,383	52.17%	☆☆☆☆☆
Mankato Area Hockey Association	Mankato	02759	\$1,885,504	\$1,485,786	\$399,717	\$185,395	46.38%	\$5,541	1.39%	\$92,529	23.15%	\$91,285	22.84%	\$189,355	47.37%	☆☆☆☆☆
Mankato Area Youth Baseball Assn	North Mankato	31040	\$2,675,561	\$2,222,104	\$453,458	\$223,437	49.27%	\$62,410	13.76%	\$0	0.00%	\$148,940	32.85%	\$211,350	46.61%	☆☆☆☆☆
Mantorville Restoration Assoc	Mantorville	01982	\$1,277,714	\$1,022,495	\$255,219	\$147,449	57.77%	\$52,327	20.50%	\$0	0.00%	\$58,013	22.73%	\$110,340	43.23%	☆☆☆☆☆
Maple Grove Firefighter's Relief Assoc	Maple Grove	02363	\$3,132,071	\$2,701,881	\$430,190	\$190,336	44.24%	\$137,338	31.92%	\$0	0.00%	\$122,054	28.37%	\$259,392	60.30%	☆☆☆☆☆
Maple Grove Lions Club	Maple Grove	02411	\$5,429,899	\$4,678,600	\$751,299	\$287,749	38.30%	\$379,439	50.50%	\$0	0.00%	\$80,172	10.67%	\$459,611	61.18%	☆☆☆☆☆
Maple Island Park Association	Hollandale	05323	\$353,222	\$259,862	\$93,360	\$51,640	55.31%	\$25,858	27.70%	\$0	0.00%	\$9,644	10.33%	\$35,502	38.03%	☆☆☆
Maple Lake Lions Club	Maple Lake	02284	\$1,926,089	\$1,556,465	\$369,624	\$197,016	53.30%	\$87,861	23.77%	\$300	0.08%	\$90,321	24.44%	\$178,482	48.29%	☆☆☆☆☆
Mapleton Area Chamber of Commerce	Mapleton	00603	\$1,109,707	\$939,260	\$170,447	\$76,643	44.97%	\$66,072	38.76%	\$3,500	2.05%	\$27,042	15.87%	\$96,614	56.68%	☆☆☆☆☆
Marshall Amateur Hockey Assoc	Marshall	02395	\$168,700	\$135,485	\$33,215	\$14,523	43.72%	\$22,229	66.93%	\$0	0.00%	\$7,436	22.39%	\$29,665	89.31%	☆☆☆☆☆
Marshall Baseball Assoc	Marshall	05765	\$77,519	\$59,975	\$17,544	\$10,424	59.42%	\$1,800	10.26%	\$0	0.00%	\$2,167	12.35%	\$3,967	22.61%	☆☆☆
Marshall Co Central Sports Booster C	Newfolden	03533	\$166,587	\$140,339	\$26,248	\$19,103	72.78%	\$6,348	24.18%	\$0	0.00%	\$3,429	13.06%	\$9,777	37.25%	☆☆☆
Marshall County Driftskippers Snowm	Newfolden	05370	\$237,236	\$195,377	\$41,859	\$21,876	52.26%	\$17,150	40.97%	\$0	0.00%	\$4,585	10.95%	\$21,735	51.92%	☆☆☆☆☆
Mayer Baseball Club	Mayer	01772	\$829,042	\$665,396	\$163,646	\$80,259	49.04%	\$46,720	28.55%	\$250	0.15%	\$20,239	12.37%	\$67,209	41.07%	☆☆☆☆☆
Maynard Lions Club	Maynard	02414	\$250,898	\$205,409	\$45,489	\$16,150	35.50%	\$24,890	54.72%	\$0	0.00%	\$4,110	9.04%	\$29,000	63.75%	☆☆☆☆☆
Mazeppa Firefighters Relief Assoc	Mazeppa	03057	\$862,782	\$681,174	\$181,608	\$68,216	37.56%	\$81,050	44.63%	\$0	0.00%	\$26,715	14.71%	\$107,765	59.34%	☆☆☆☆☆
Mazeppa Lions Club	Mazeppa	01978	\$822,316	\$647,260	\$175,056	\$71,850	41.04%	\$93,999	53.70%	\$900	0.51%	\$20,365	11.63%	\$115,264	65.84%	☆☆☆☆☆
McGrath Fire Dept Relief Assoc	McGrath	02545	\$269,893	\$216,794	\$53,099	\$31,080	58.53%	\$13,732	25.86%	\$0	0.00%	\$5,591	10.53%	\$19,323	36.39%	☆☆☆

FY2016 Organization Annual Report Summary

by Organization Name

Organization Name	City	License Number	Gross Receipts	Prizes	Net Receipts	ALLOWABLE EXPENSES		LAWFUL PURPOSE EXPENDITURES						STAR RATING		
						TOTAL	%	Charitable	%	Other	%	Taxes/Fees	%		TOTAL	%
McGregor Fire Department Relief Ass	McGregor	02840	\$1,555,158	\$1,364,221	\$190,937	\$87,245	45.69%	\$72,535	37.99%	\$0	0.00%	\$32,965	17.26%	\$105,500	55.25%	★★★★★
McGregor Lions Club	McGregor	01826	\$1,463,958	\$1,226,715	\$237,243	\$111,588	47.04%	\$51,368	21.65%	\$0	0.00%	\$50,483	21.28%	\$101,851	42.93%	★★★★★
McIntosh Firemen's Relief Association	McIntosh	33348	\$639,038	\$530,578	\$108,460	\$50,608	46.66%	\$46,800	43.15%	\$0	0.00%	\$11,206	10.33%	\$58,006	53.48%	★★★★★
Medford Firemens Relief Assoc	Medford	01665	\$412,904	\$329,450	\$83,454	\$30,372	36.39%	\$56,650	67.88%	\$0	0.00%	\$7,330	8.78%	\$63,980	76.66%	★★★★★
Meire Grove Athletic Club	Melrose	02052	\$124,091	\$101,130	\$22,961	\$15,548	67.71%	\$4,041	17.60%	\$0	0.00%	\$3,076	13.40%	\$7,117	31.00%	★★★★
Melrose Lions Club	Melrose	02396	\$499,452	\$399,276	\$100,176	\$43,882	43.80%	\$37,889	37.82%	\$0	0.00%	\$10,253	10.23%	\$48,142	48.06%	★★★★★
Mentor Firefighters Relief Assoc	Mentor	05817	\$1,486,542	\$1,219,833	\$266,708	\$132,461	49.67%	\$75,947	28.48%	\$0	0.00%	\$58,381	21.89%	\$134,328	50.37%	★★★★★
Merrick Inc	Vadnais Heights	00264	\$17,758,645	\$15,122,265	\$2,636,380	\$1,388,247	52.66%	\$276,137	10.47%	\$0	0.00%	\$920,573	34.92%	\$1,196,710	45.39%	★★★★★
Merrifield Marathons Inc	Merrifield	04720	\$848,011	\$689,571	\$158,440	\$85,712	54.10%	\$20,164	12.73%	\$0	0.00%	\$24,586	15.52%	\$44,750	28.24%	★★★★
Middle River Sportsmens Club	Middle River	35825	\$482,660	\$404,845	\$77,815	\$39,233	50.42%	\$28,440	36.55%	\$0	0.00%	\$8,156	10.48%	\$36,596	47.03%	★★★★★
Midway Speedskating Club Inc	Roseville	00070	\$3,683,955	\$2,603,476	\$1,080,479	\$442,159	40.92%	\$463,481	42.90%	\$11,255	1.04%	\$147,666	13.67%	\$622,402	57.60%	★★★★★
Miesville Lions Club	Vermillion	01762	\$747,935	\$601,781	\$146,154	\$85,314	58.37%	\$41,720	28.55%	\$0	0.00%	\$23,105	15.81%	\$64,825	44.35%	★★★★★
Milaca Firefighters Relief Assoc	Milaca	02413	\$3,309,153	\$2,837,894	\$471,259	\$196,886	41.78%	\$107,000	22.71%	\$0	0.00%	\$159,900	33.93%	\$266,900	56.64%	★★★★★
Milan Firemen's Relief Association	Milan	92889	\$74,949	\$53,488	\$21,461	\$6,977	32.51%	\$5,262	24.52%	\$0	0.00%	\$2,757	12.85%	\$8,019	37.37%	★★★★★
Military Service Association	Isle	34291	\$1,003,495	\$831,878	\$171,616	\$88,627	51.64%	\$419	0.24%	\$61,270	35.70%	\$23,693	13.81%	\$85,382	49.75%	★★★★★
Mille Lacs Drift Skippers Snowmobile	Isle	04206	\$2,836,494	\$2,407,749	\$428,745	\$182,795	42.63%	\$72,163	16.83%	\$16,683	3.89%	\$108,721	25.36%	\$197,567	46.08%	★★★★★
Mille Lacs Raiders Wrestling Club	Onamia	31880	\$281,195	\$221,825	\$59,370	\$29,623	49.90%	\$15,819	26.65%	\$0	0.00%	\$6,494	10.94%	\$22,313	37.58%	★★★★★
Mille Lacs Trails Snowmobile Club	Aitkin	05241	\$2,485,317	\$2,077,762	\$407,555	\$243,959	59.86%	\$62,213	15.26%	\$0	0.00%	\$93,320	22.90%	\$155,533	38.16%	★★★★★
Millerville Firemens Relief Assoc	Brandon	02374	\$1,444,337	\$1,280,320	\$164,017	\$84,282	51.39%	\$45,650	27.83%	\$0	0.00%	\$28,376	17.30%	\$74,026	45.13%	★★★★★
Millville Sportsman's Club	Millville	05379	\$402,979	\$329,835	\$73,144	\$52,274	71.47%	\$14,370	19.65%	\$0	0.00%	\$7,655	10.47%	\$22,025	30.11%	★★★★★
Miltona Lions Club	Parkers Prairie	03743	\$1,077,280	\$940,893	\$136,387	\$57,157	41.91%	\$62,217	45.62%	\$0	0.00%	\$17,468	12.81%	\$79,685	58.43%	★★★★★
Miltona Volunteer Firemen's Relief As	Miltona	01849	\$1,233,377	\$1,067,078	\$166,299	\$75,769	45.56%	\$71,813	43.18%	\$650	0.39%	\$24,542	14.76%	\$97,005	58.33%	★★★★★
Minn Brass St. Paul	St. Paul	00444	\$499,381	\$395,617	\$103,764	\$52,388	50.49%	\$31,023	29.90%	\$0	0.00%	\$14,732	14.20%	\$45,755	44.10%	★★★★★
Minneapolis Northeast Lions Club	Minneapolis	02677	\$8,595,700	\$7,187,467	\$1,408,233	\$711,249	50.51%	\$267,985	19.03%	\$5,500	0.39%	\$481,764	34.21%	\$755,249	53.63%	★★★★★
Minneapolis Riverview Lions Club	Minneapolis	01096	\$1,910,927	\$1,532,141	\$378,786	\$250,929	66.25%	\$14,054	3.71%	\$0	0.00%	\$111,042	29.32%	\$125,096	33.03%	★★★★★
Minnesota Fishing Museum	Little Falls	05844	\$3,613,404	\$3,006,013	\$607,391	\$308,101	50.73%	\$174,377	28.71%	\$0	0.00%	\$201,779	33.22%	\$376,155	61.93%	★★★★★
Minnesota Flyers Gymnastics	Detroit Lakes	05663	\$2,267,803	\$1,804,518	\$463,285	\$250,282	54.02%	\$47,971	10.35%	\$0	0.00%	\$152,378	32.89%	\$200,349	43.25%	★★★★★
Minnesota Jaycees Charitable Founda	Burnsville	02237	\$979,888	\$823,735	\$156,153	\$93,938	60.16%	\$41,480	26.56%	\$0	0.00%	\$19,681	12.60%	\$61,161	39.17%	★★★★★
Minnesota Lake Firemens Relief Asso	Minnesota Lake	02195	\$285,228	\$230,194	\$55,034	\$33,352	60.60%	\$16,920	30.74%	\$0	0.00%	\$5,631	10.23%	\$22,551	40.98%	★★★★★
Minnesota USA Wrestling	Minneapolis	03074	\$4,338,306	\$3,598,661	\$739,645	\$297,889	40.27%	\$176,322	23.84%	\$0	0.00%	\$251,485	34.00%	\$427,807	57.84%	★★★★★
Minnesota Youth Athletic Services	Spring Lake Park	04819	\$4,081,670	\$3,227,694	\$853,976	\$356,758	41.78%	\$220,683	25.84%	\$0	0.00%	\$268,504	31.44%	\$489,186	57.28%	★★★★★
Minnetonka Youth Hockey Associatio	Minnetonka	05103	\$840,306	\$674,106	\$166,200	\$84,993	51.14%	\$56,376	33.92%	\$0	0.00%	\$26,575	15.99%	\$82,951	49.91%	★★★★★
Minnewawa Sportsmen's Club	McGregor	01160	\$1,099,725	\$932,936	\$166,789	\$95,607	57.32%	\$42,558	25.52%	\$6,447	3.87%	\$25,072	15.03%	\$74,077	44.41%	★★★★★
MOC Pup Tent 51 Bloomington	Bloomington	00555	\$1,585,110	\$1,278,789	\$306,321	\$257,593	84.09%	\$34,301	11.20%	\$0	0.00%	\$34,142	11.15%	\$68,443	22.34%	★★★

FY2016 Organization Annual Report Summary

by Organization Name

Organization Name	City	License Number	Gross Receipts	Prizes	Net Receipts	ALLOWABLE EXPENSES		LAWFUL PURPOSE EXPENDITURES						STAR RATING		
						TOTAL	%	Charitable	%	Other	%	Taxes/Fees	%		TOTAL	%
Mohawk Jaycees of Westonka	Mound	02886	\$2,015,299	\$1,618,399	\$396,900	\$224,122	56.47%	\$64,725	16.31%	\$0	0.00%	\$108,472	27.33%	\$173,198	43.64%	★★★★★
Montevideo Fire Department Relief As	Montevideo	02965	\$380,583	\$303,696	\$76,887	\$32,763	42.61%	\$37,078	48.22%	\$0	0.00%	\$8,052	10.47%	\$45,130	58.70%	★★★★★
Montevideo Lions Club	Montevideo	04018	\$293,469	\$241,991	\$51,478	\$26,481	51.44%	\$14,916	28.98%	\$0	0.00%	\$5,594	10.87%	\$20,510	39.84%	★★★
Montgomery Area Community Club	Montgomery	02405	\$11,884	\$3,613	\$8,272	\$1,888	22.83%	\$13,619	164.64%	\$0	0.00%	\$1,307	15.80%	\$14,926	180.44%	★★★★★
Montgomery Firemen's Relief Associa	Montgomery	02152	\$280,300	\$225,428	\$54,872	\$26,194	47.74%	\$25,150	45.83%	\$0	0.00%	\$6,063	11.05%	\$31,213	56.88%	★★★★★
Montgomery Sportsman Club Inc	Le Sueur	02438	\$275,332	\$212,790	\$62,542	\$34,801	55.64%	\$21,996	35.17%	\$0	0.00%	\$6,616	10.58%	\$28,612	45.75%	★★★★★
Monticello Lions Club	Monticello	01825	\$3,131,675	\$2,699,635	\$432,040	\$242,031	56.02%	\$80,104	18.54%	\$0	0.00%	\$120,870	27.98%	\$200,974	46.52%	★★★★★
Monticello Youth Hockey Program	Monticello	04147	\$5,194,212	\$4,223,091	\$971,121	\$536,726	55.27%	\$90,157	9.28%	\$0	0.00%	\$293,338	30.21%	\$383,495	39.49%	★★★
Montrose Lions Club	Montrose	01174	\$603,874	\$488,606	\$115,268	\$77,357	67.11%	\$36,573	31.73%	\$0	0.00%	\$11,854	10.28%	\$48,427	42.01%	★★★★★
Moorhead Youth Hockey Association	Moorhead	00144	\$8,035,392	\$6,617,865	\$1,417,527	\$603,190	42.55%	\$375,000	26.45%	\$0	0.00%	\$428,036	30.20%	\$803,036	56.65%	★★★★★
Moose Lake Area Hockey Association	Moose Lake	02071	\$865,193	\$719,241	\$145,952	\$68,691	47.06%	\$47,504	32.55%	\$0	0.00%	\$19,876	13.62%	\$67,380	46.17%	★★★★★
Moose Lodge 1060 Aitkin	Aitkin	00693	\$439,770	\$373,245	\$66,525	\$24,283	36.50%	\$9,673	14.54%	\$11,936	17.94%	\$6,634	9.97%	\$28,243	42.45%	★★★★★
Moose Lodge 1114 St. Charles	St. Charles	00373	\$151,094	\$115,128	\$35,967	\$11,050	30.72%	\$7,896	21.95%	\$14,004	38.94%	\$3,920	10.90%	\$25,820	71.79%	★★★★★
Moose Lodge 1180 Austin	Austin	00362	\$305,128	\$244,877	\$60,251	\$27,132	45.03%	\$826	1.37%	\$24,005	39.84%	\$6,344	10.53%	\$31,175	51.74%	★★★★★
Moose Lodge 1274 Cloquet	Cloquet	00955	\$439,262	\$349,813	\$89,449	\$51,159	57.19%	\$9,818	10.98%	\$16,256	18.17%	\$8,875	9.92%	\$34,949	39.07%	★★★
Moose Lodge 1400 Waite Park	Waite Park	00163	\$1,169,046	\$971,679	\$197,367	\$73,994	37.49%	\$21,423	10.85%	\$63,526	32.19%	\$25,755	13.05%	\$110,704	56.09%	★★★★★
Moose Lodge 1463 Two Harbors	Two Harbors	00367	\$511,031	\$412,645	\$98,386	\$48,158	48.95%	\$18,244	18.54%	\$25,320	25.74%	\$9,539	9.70%	\$53,103	53.97%	★★★★★
Moose Lodge 1544 Braham	Braham	01750	\$207,072	\$170,442	\$36,630	\$13,199	36.03%	\$5,588	15.26%	\$8,508	23.23%	\$3,140	8.57%	\$17,236	47.05%	★★★★★
Moose Lodge 1703 Albert Lea	Albert Lea	00212	\$318,462	\$249,860	\$68,602	\$39,761	57.96%	\$1,834	2.67%	\$13,735	20.02%	\$6,966	10.15%	\$22,534	32.85%	★★★
Moose Lodge 2023 Grand Rapids	Grand Rapids	00340	\$703,392	\$611,916	\$91,476	\$43,671	47.74%	\$7,190	7.86%	\$37,611	41.12%	\$9,773	10.68%	\$54,573	59.66%	★★★★★
Moose Lodge 2098 Faribault	Faribault	00109	\$409,142	\$331,116	\$78,026	\$35,841	45.93%	\$4,814	6.17%	\$23,889	30.62%	\$8,190	10.50%	\$36,892	47.28%	★★★★★
Moose Lodge 407 Ortonville	Ortonville	00687	\$152,724	\$124,978	\$27,746	\$11,559	41.66%	\$6,001	21.63%	\$8,462	30.50%	\$3,155	11.37%	\$17,619	63.50%	★★★★★
Moose Lodge 742 Baudette	Baudette	00371	\$792,396	\$677,233	\$115,164	\$70,712	61.40%	\$25,627	22.25%	\$5,313	4.61%	\$12,292	10.67%	\$43,233	37.54%	★★★
Moose Lodge 963 Maplewood	Maplewood	00107	\$45,680	\$30,349	\$15,331	\$2,365	15.43%	\$4,345	28.34%	\$3,000	19.57%	\$1,975	12.88%	\$9,320	60.79%	★★★★★
Moose-Willow Sportsmans Club	Hill City	01693	\$557,170	\$469,713	\$87,457	\$47,006	53.75%	\$26,438	30.23%	\$0	0.00%	\$9,151	10.46%	\$35,588	40.69%	★★★★★
Mora Area Youth Recreation Assoc In	Mora	01119	\$1,828,821	\$1,581,657	\$247,164	\$103,324	41.80%	\$100,000	40.46%	\$1,050	0.42%	\$53,749	21.75%	\$154,799	62.63%	★★★★★
Morris Hockey Assoc	Morris	01860	\$365,023	\$264,773	\$100,250	\$52,969	52.84%	\$27,915	27.85%	\$0	0.00%	\$10,689	10.66%	\$38,604	38.51%	★★★
Morristown Firemens Relief Associati	Morristown	01949	\$900,133	\$727,520	\$172,613	\$93,357	54.08%	\$48,331	28.00%	\$0	0.00%	\$33,585	19.46%	\$81,916	47.46%	★★★★★
Morton Fireman's Relief Association	Morton	02560	\$89,263	\$68,444	\$20,819	\$8,693	41.75%	\$17,200	82.62%	\$0	0.00%	\$2,247	10.79%	\$19,447	93.41%	★★★★★
Motley Lions Club	Motley	05943	\$946,479	\$798,086	\$148,393	\$66,322	44.69%	\$57,282	38.60%	\$124	0.08%	\$21,710	14.63%	\$79,116	53.32%	★★★★★
Mountain Lake Fire Department Relief	Mountain Lake	34499	\$392,434	\$324,339	\$68,094	\$34,014	49.95%	\$10,250	15.05%	\$0	0.00%	\$7,611	11.18%	\$17,861	26.23%	★★
Mower Council for the Handicapped	Austin	04348	\$1,012,771	\$838,363	\$174,408	\$83,193	47.70%	\$57,889	33.19%	\$0	0.00%	\$31,562	18.10%	\$89,451	51.29%	★★★★★
MSO Productions dba Midwest Ski Ot	White Bear Lake	05703	\$59,815	\$46,425	\$13,390	\$11,318	84.52%	\$565	4.22%	\$0	0.00%	\$1,852	13.83%	\$2,418	18.06%	★
Mystic Riders Snowmobile Club	Princeton	03988	\$5,134,561	\$4,387,036	\$747,525	\$375,826	50.28%	\$134,484	17.99%	\$0	0.00%	\$234,943	31.43%	\$369,427	49.42%	★★★★★

FY2016 Organization Annual Report Summary

by Organization Name

Organization Name	City	License Number	Gross Receipts	Prizes	Net Receipts	ALLOWABLE EXPENSES		LAWFUL PURPOSE EXPENDITURES						STAR RATING		
						TOTAL	%	Charitable	%	Other	%	Taxes/Fees	%		TOTAL	%
Nashwauk Volunteer Firemen's Relief	Nashwauk	01961	\$541,534	\$443,839	\$97,695	\$66,345	67.91%	\$23,314	23.86%	\$0	0.00%	\$10,353	10.60%	\$33,667	34.46%	☆☆☆
National Exchange Club of Little Falls	Little Falls	00976	\$1,062,080	\$865,612	\$196,468	\$112,986	57.51%	\$41,467	21.11%	\$0	0.00%	\$36,718	18.69%	\$78,186	39.80%	☆☆☆
Nelson Community Association	Nelson	36339	\$602,208	\$510,214	\$91,994	\$40,827	44.38%	\$60,000	65.22%	\$0	0.00%	\$11,067	12.03%	\$71,067	77.25%	☆☆☆☆
Nevis Firepersons Relief Association	Nevis	02173	\$1,057,724	\$902,900	\$154,824	\$87,117	56.27%	\$41,928	27.08%	\$0	0.00%	\$22,144	14.30%	\$64,071	41.38%	☆☆☆☆
New Auburn Fire Dept Relief Assoc	New Auburn	05937	\$483,589	\$381,208	\$102,381	\$51,428	50.23%	\$18,680	18.25%	\$0	0.00%	\$9,845	9.62%	\$28,525	27.86%	☆☆
New Brighton Lions Club	New Brighton	01754	\$2,860,775	\$2,462,399	\$398,376	\$157,404	39.51%	\$162,211	40.72%	\$0	0.00%	\$110,644	27.77%	\$272,855	68.49%	☆☆☆☆
New Germany Fire Dept Relief Assoc	New Germany	02238	\$518,557	\$413,183	\$105,374	\$59,311	56.29%	\$38,455	36.49%	\$0	0.00%	\$12,443	11.81%	\$50,898	48.30%	☆☆☆☆
New London-Spicer Booster Club	New London	92282	\$453,722	\$363,025	\$90,697	\$47,020	51.84%	\$20,504	22.61%	\$0	0.00%	\$10,086	11.12%	\$30,590	33.73%	☆☆☆☆
New Munich Jaycees	New Munich	01791	\$573,141	\$468,372	\$104,769	\$57,770	55.14%	\$34,822	33.24%	\$100	0.10%	\$11,925	11.38%	\$46,847	44.71%	☆☆☆☆
New Prague Chamber of Commerce	New Prague	05545	\$315,497	\$259,776	\$55,721	\$30,955	55.55%	\$13,955	25.04%	\$2,500	4.49%	\$6,288	11.28%	\$22,743	40.82%	☆☆☆☆
New Prague Community Sportsman C	New Prague	02436	\$527,761	\$433,182	\$94,579	\$54,381	57.50%	\$24,409	25.81%	\$0	0.00%	\$8,924	9.44%	\$33,333	35.24%	☆☆☆☆
New Prague Hockey Association	New Prague	02111	\$699,407	\$537,097	\$162,310	\$76,677	47.24%	\$55,347	34.10%	\$0	0.00%	\$18,562	11.44%	\$73,909	45.54%	☆☆☆☆
New Prague Volunteer Firemen's Reli	New Prague	02426	\$409,666	\$314,566	\$95,100	\$54,192	56.98%	\$40,775	42.88%	\$1,050	1.10%	\$8,270	8.70%	\$50,095	52.68%	☆☆☆☆
New Richland Firemen's Relief Associ	New Richland	04863	\$841,347	\$706,357	\$134,990	\$70,044	51.89%	\$32,805	24.30%	\$0	0.00%	\$17,778	13.17%	\$50,583	37.47%	☆☆☆☆
New Ulm Hockey Assoc	New Ulm	02223	\$2,068,376	\$1,737,397	\$330,978	\$199,757	60.35%	\$45,725	13.82%	\$0	0.00%	\$90,788	27.43%	\$136,513	41.25%	☆☆☆☆
New Ulm Optimist Club	New Ulm	05780	\$592,748	\$486,983	\$105,765	\$62,232	58.84%	\$38,887	36.77%	\$0	0.00%	\$12,294	11.62%	\$51,181	48.39%	☆☆☆☆
New Ulm Turnverein	New Ulm	00206	\$119,444	\$96,594	\$22,850	\$14,373	62.90%	\$5,250	22.98%	\$0	0.00%	\$3,125	13.68%	\$8,375	36.65%	☆☆☆☆
New Ulm Youth Wrestling Assoc	New Ulm	07195	\$1,280,427	\$1,077,708	\$202,719	\$98,906	48.79%	\$76,142	37.56%	\$0	0.00%	\$39,614	19.54%	\$115,756	57.10%	☆☆☆☆
New York Mills Lions Club	New York Mills	02420	\$781,411	\$664,474	\$116,937	\$61,213	52.35%	\$47,340	40.48%	\$0	0.00%	\$15,343	13.12%	\$62,682	53.60%	☆☆☆☆
Nicollet Conservation Club	Nicollet	02379	\$297,097	\$213,390	\$83,708	\$47,964	57.30%	\$16,633	19.87%	\$3,925	4.69%	\$8,622	10.30%	\$29,180	34.86%	☆☆☆☆
Nicollet Lions Club	Nicollet	02403	\$374,221	\$295,029	\$79,192	\$38,035	48.03%	\$18,363	23.19%	\$0	0.00%	\$7,813	9.87%	\$26,176	33.05%	☆☆☆☆
Nisswa Lions Club	Nisswa	00995	\$1,032,054	\$808,952	\$223,102	\$112,332	50.35%	\$62,578	28.05%	\$0	0.00%	\$41,062	18.41%	\$103,640	46.45%	☆☆☆☆
North Branch Area Hockey Assoc	North Branch	04335	\$3,863,480	\$3,341,813	\$521,667	\$247,474	47.44%	\$50,812	9.74%	\$92,838	17.80%	\$156,543	30.01%	\$300,194	57.55%	☆☆☆☆
North Branch Vol Firefighters Relief A	North Branch	92238	\$1,308,071	\$1,145,298	\$162,773	\$72,000	44.23%	\$53,228	32.70%	\$0	0.00%	\$33,030	20.29%	\$86,258	52.99%	☆☆☆☆
North Country Snowmobile Club	Bemidji	02333	\$2,671,215	\$2,102,576	\$568,639	\$237,664	41.80%	\$133,521	23.48%	\$14,990	2.64%	\$173,590	30.53%	\$322,102	56.64%	☆☆☆☆
North Country Trail Busters	Fort Ripley	02974	\$259,365	\$215,330	\$44,035	\$32,835	74.57%	\$6,250	14.19%	\$0	0.00%	\$4,922	11.18%	\$11,172	25.37%	☆☆
North Tartan Area Girls Basketball Bo	Oakdale	03101	\$2,580,882	\$2,217,334	\$363,549	\$201,521	55.43%	\$50,626	13.93%	\$0	0.00%	\$89,361	24.58%	\$139,987	38.51%	☆☆☆☆
Northern Lakes Youth Hockey Assoc	Crosslake	02055	\$3,811,730	\$2,975,285	\$836,445	\$392,779	46.96%	\$200,240	23.94%	\$0	0.00%	\$230,336	27.54%	\$430,576	51.48%	☆☆☆☆
Northern Pine Riders	Willow River	02327	\$1,358,135	\$1,117,181	\$240,954	\$116,948	48.54%	\$57,335	23.79%	\$0	0.00%	\$52,977	21.99%	\$110,311	45.78%	☆☆☆☆
Northfield Fire Relief Assoc	Northfield	03451	\$785,655	\$646,449	\$139,206	\$64,235	46.14%	\$29,972	21.53%	\$0	0.00%	\$16,668	11.97%	\$46,640	33.50%	☆☆☆☆
Northland Lions Club	Remer	01311	\$530,811	\$434,752	\$96,060	\$78,205	81.41%	\$31,030	32.30%	\$1,500	1.56%	\$12,559	13.07%	\$45,090	46.94%	☆☆☆☆
Northwest Area Jaycees	Corcoran	02463	\$14,652,870	\$12,791,066	\$1,861,804	\$996,822	53.54%	\$200,578	10.77%	\$2,750	0.15%	\$657,000	35.29%	\$860,328	46.21%	☆☆☆☆
Northwest Tonka Lions Club	Mound	01830	\$2,172,817	\$1,694,812	\$478,005	\$274,986	57.53%	\$41,479	8.68%	\$0	0.00%	\$134,359	28.11%	\$175,837	36.79%	☆☆☆☆
Norwood Young America Lions Club	Norwood Young A	03552	\$602,742	\$485,819	\$116,923	\$76,323	65.28%	\$10,202	8.72%	\$0	0.00%	\$15,529	13.28%	\$25,731	22.01%	☆☆

FY2016 Organization Annual Report Summary

by Organization Name

Organization Name	City	License Number	Gross Receipts	Prizes	Net Receipts	ALLOWABLE EXPENSES		LAWFUL PURPOSE EXPENDITURES						STAR RATING		
						TOTAL	%	Charitable	%	Other	%	Taxes/Fees	%		TOTAL	%
Odessa Farm Fire Dept Relief Assoc	Odessa	36719	\$90,865	\$76,239	\$14,626	\$8,699	59.47%	\$3,550	24.27%	\$57	0.39%	\$2,133	14.58%	\$5,740	39.25%	☆☆☆☆
Ogilvie Lions Club	Ogilvie	00823	\$2,948,436	\$2,583,503	\$364,933	\$161,677	44.30%	\$54,049	14.81%	\$0	0.00%	\$106,251	29.12%	\$160,300	43.93%	☆☆☆☆
Olivia Ambulance Service Inc	Olivia	34680	\$725,995	\$601,844	\$124,152	\$64,279	51.77%	\$42,362	34.12%	\$0	0.00%	\$15,587	12.55%	\$57,949	46.68%	☆☆☆☆
Onamia Lions Club	Onamia	01433	\$351,725	\$279,444	\$72,281	\$49,396	68.34%	\$12,056	16.68%	\$0	0.00%	\$7,494	10.37%	\$19,550	27.05%	☆☆☆☆
Opole Baseball Club & Recreation As	Holdingsford	02597	\$138,869	\$111,099	\$27,770	\$19,865	71.54%	\$7,690	27.69%	\$0	0.00%	\$3,533	12.72%	\$11,223	40.41%	☆☆☆☆
Optimist Club of St. Cloud	St. Cloud	02539	\$2,150,350	\$1,773,244	\$377,106	\$191,821	50.87%	\$87,576	23.22%	\$0	0.00%	\$95,600	25.35%	\$183,176	48.57%	☆☆☆☆
Oronoco Firefighters Relief Assoc	Oronoco	03329	\$775,005	\$641,199	\$133,806	\$67,978	50.80%	\$37,292	27.87%	\$0	0.00%	\$25,942	19.39%	\$63,233	47.26%	☆☆☆☆
Osakis Economic Development Corp	Osakis	02080	\$1,171,087	\$990,612	\$180,475	\$106,594	59.06%	\$25,000	13.85%	\$0	0.00%	\$38,119	21.12%	\$63,119	34.97%	☆☆☆☆
Oslo Lions Club	Oslo	03768	\$94,271	\$78,928	\$15,343	\$11,109	72.41%	\$3,400	22.16%	\$0	0.00%	\$1,344	8.76%	\$4,744	30.92%	☆☆☆☆
Osseo Firemens Relief Assoc	Osseo	01851	\$3,860,607	\$3,325,435	\$535,172	\$252,795	47.24%	\$124,561	23.28%	\$0	0.00%	\$154,163	28.81%	\$278,724	52.08%	☆☆☆☆
Osseo Lions Club	Osseo	00640	\$2,671,207	\$2,331,924	\$339,283	\$170,580	50.28%	\$89,334	26.33%	\$0	0.00%	\$79,523	23.44%	\$168,857	49.77%	☆☆☆☆
Osseo Maple Grove Hockey Assoc	Maple Grove	02505	\$10,371,178	\$9,029,071	\$1,342,107	\$477,545	35.58%	\$357,979	26.67%	\$0	0.00%	\$502,847	37.47%	\$860,827	64.14%	☆☆☆☆
Ostrander Lions	Ostrander	35149	\$146,642	\$120,053	\$26,589	\$11,410	42.91%	\$12,864	48.38%	\$500	1.88%	\$3,540	13.31%	\$16,904	63.58%	☆☆☆☆
Ottertail Lions Club	Ottertail	00194	\$2,835,505	\$2,399,326	\$436,179	\$228,270	52.33%	\$106,945	24.52%	\$0	0.00%	\$107,918	24.74%	\$214,863	49.26%	☆☆☆☆
Ottertail Rod & Gun Club	Ottertail	00986	\$1,264,147	\$1,086,877	\$177,269	\$107,448	60.61%	\$37,529	21.17%	\$0	0.00%	\$23,644	13.34%	\$61,173	34.51%	☆☆☆☆
Outing Chamber Of Commerce	Outing	02769	\$1,223,536	\$931,986	\$291,550	\$152,158	52.19%	\$79,218	27.17%	\$0	0.00%	\$57,762	19.81%	\$136,980	46.98%	☆☆☆☆
Owatonna Wrestling Assoc	Owatonna	04798	\$821,325	\$671,501	\$149,824	\$96,424	64.36%	\$21,275	14.20%	\$0	0.00%	\$21,637	14.44%	\$42,912	28.64%	☆☆☆☆
Owatonna Youth Hockey Assoc	Owatonna	74008	\$684,192	\$555,776	\$128,416	\$57,606	44.86%	\$32,874	25.60%	\$0	0.00%	\$14,314	11.15%	\$47,188	36.75%	☆☆☆☆
Palisade Fire Department Relief Asso	Palisade	01625	\$792,999	\$672,718	\$120,281	\$60,343	50.17%	\$36,597	30.43%	\$0	0.00%	\$14,929	12.41%	\$51,526	42.84%	☆☆☆☆
Park Rapids Amateur Hockey Assoc	Park Rapids	01225	\$1,773,901	\$1,519,836	\$254,065	\$148,945	58.62%	\$46,604	18.34%	\$0	0.00%	\$59,961	23.60%	\$106,565	41.94%	☆☆☆☆
Parkers Prairie Sportsmen's Club	Parkers Prairie	01970	\$673,837	\$540,674	\$133,163	\$62,759	47.13%	\$38,115	28.62%	\$1,000	0.75%	\$16,212	12.17%	\$55,327	41.55%	☆☆☆☆
Parkway Little League Baseball Inc	St. Paul	36230	\$2,176,791	\$1,858,777	\$318,014	\$137,096	43.11%	\$97,837	30.76%	\$0	0.00%	\$91,629	28.81%	\$189,466	59.58%	☆☆☆☆
Pearl Lake Recreation Club	Kimball	03007	\$99,959	\$79,936	\$20,023	\$7,668	38.30%	\$4,000	19.98%	\$0	0.00%	\$7,105	35.48%	\$11,105	55.46%	☆☆☆☆
Pelican Lake Conservation Club	Pequot Lakes	02734	\$2,411,429	\$1,965,863	\$445,566	\$252,305	56.63%	\$97,185	21.81%	\$14,649	3.29%	\$102,696	23.05%	\$214,530	48.15%	☆☆☆☆
Pemberton Firefighters Relief Associa	Pemberton	03862	\$343,986	\$277,134	\$66,852	\$40,159	60.07%	\$23,564	35.25%	\$0	0.00%	\$7,314	10.94%	\$30,878	46.19%	☆☆☆☆
Pengilly Booster Club	Pengilly	05113	\$1,166,186	\$917,472	\$248,713	\$141,492	56.89%	\$70,251	28.25%	\$0	0.00%	\$39,174	15.75%	\$109,425	44.00%	☆☆☆☆
Perham Area Youth Hockey Associati	Perham	93151	\$108,723	\$82,800	\$25,923	\$11,498	44.36%	\$7,000	27.00%	\$272	1.05%	\$3,890	15.01%	\$11,162	43.06%	☆☆☆☆
Perham Athletic Assoc	Perham	02209	\$446,893	\$360,411	\$86,482	\$57,082	66.00%	\$22,085	25.54%	\$0	0.00%	\$9,404	10.87%	\$31,489	36.41%	☆☆☆☆
Perham Lions Club	Perham	00851	\$376,483	\$296,730	\$79,753	\$52,960	66.41%	\$19,287	24.18%	\$0	0.00%	\$8,034	10.07%	\$27,321	34.26%	☆☆☆☆
Piedmont Heights Hockey Assoc	Duluth	02912	\$654,669	\$524,142	\$130,527	\$69,316	53.10%	\$16,053	12.30%	\$5,544	4.25%	\$9,240	7.08%	\$30,837	23.62%	☆☆☆☆
Pierz Fire Relief Assoc	Pierz	03222	\$283,988	\$222,877	\$61,111	\$30,645	50.15%	\$16,878	27.62%	\$0	0.00%	\$6,822	11.16%	\$23,700	38.78%	☆☆☆☆
Pierz Lions Club	Pierz	03174	\$352,382	\$295,279	\$57,103	\$35,141	61.54%	\$12,767	22.36%	\$0	0.00%	\$6,388	11.19%	\$19,154	33.54%	☆☆☆☆
Pillager Area Firemen's Dept & Relief	Pillager	04168	\$353,266	\$286,598	\$66,668	\$36,406	54.61%	\$23,000	34.50%	\$0	0.00%	\$7,373	11.06%	\$30,373	45.56%	☆☆☆☆
Pillager Lions Club	Pillager	00981	\$722,084	\$594,478	\$127,606	\$69,694	54.62%	\$34,158	26.77%	\$0	0.00%	\$15,905	12.46%	\$50,063	39.23%	☆☆☆☆

FY2016 Organization Annual Report Summary

by Organization Name

Organization Name	City	License Number	Gross Receipts	Prizes	Net Receipts	ALLOWABLE EXPENSES		LAWFUL PURPOSE EXPENDITURES						STAR RATING		
						TOTAL	%	Charitable	%	Other	%	Taxes/Fees	%		TOTAL	%
Pine Center Sportsmen's Club	Brainerd	02394	\$140,651	\$114,334	\$26,317	\$15,910	60.46%	\$2,323	8.83%	\$0	0.00%	\$3,282	12.47%	\$5,605	21.30%	★★★
Pine City Youth Hockey Association	Pine City	01934	\$1,627,201	\$1,351,267	\$275,933	\$153,986	55.81%	\$42,952	15.57%	\$0	0.00%	\$61,458	22.27%	\$104,410	37.84%	★★★★★
Pine Island Volunteer Firemen's Relief	Pine Island	03120	\$564,002	\$458,725	\$105,278	\$62,332	59.21%	\$30,320	28.80%	\$750	0.71%	\$11,590	11.01%	\$42,660	40.52%	★★★★
Plainview Firemens Relief Association	Plainview	03223	\$652,065	\$514,145	\$137,920	\$63,147	45.79%	\$60,236	43.67%	\$0	0.00%	\$7,575	5.49%	\$67,811	49.17%	★★★★★
Plato Fire Department Relief Assoc	Plato	04624	\$109,563	\$80,909	\$28,654	\$28,074	97.98%	\$5,050	17.62%	\$0	0.00%	\$2,561	8.94%	\$7,611	26.56%	★★★
Platte Lake Property Owners Assoc	Minnetrista	31337	\$1,365,047	\$1,101,444	\$263,603	\$183,135	69.47%	\$39,504	14.99%	\$0	0.00%	\$46,213	17.53%	\$85,717	32.52%	★★★★★
Plummer Lions Club	Plummer	02402	\$669,145	\$557,919	\$111,226	\$65,299	58.71%	\$37,766	33.95%	\$0	0.00%	\$12,343	11.10%	\$50,109	45.05%	★★★★★
Plymouth Lions Club Inc	Plymouth	34308	\$3,937,995	\$3,329,595	\$608,400	\$211,500	34.76%	\$210,295	34.57%	\$0	0.00%	\$184,183	30.27%	\$394,478	64.84%	★★★★★
Pokegama Lake Association	Pine City	02992	\$1,653,126	\$1,337,824	\$315,302	\$196,431	62.30%	\$43,210	13.70%	\$0	0.00%	\$76,522	24.27%	\$119,732	37.97%	★★★★★
Police Benevolent Association of Rochester	Rochester	34478	\$688,958	\$531,772	\$157,186	\$64,409	40.98%	\$41,665	26.51%	\$0	0.00%	\$14,779	9.40%	\$56,444	35.91%	★★★★
Porter Firemans Relief Assoc	Porter	02501	\$256,330	\$197,844	\$58,486	\$33,618	57.48%	\$24,675	42.19%	\$0	0.00%	\$5,425	9.28%	\$30,100	51.47%	★★★★★
Prairie Ecology Bus Center	Lakefield	33048	\$5,880,640	\$4,943,915	\$936,725	\$474,516	50.66%	\$140,885	15.04%	\$0	0.00%	\$337,999	36.08%	\$478,884	51.12%	★★★★★
Prairie Playhouse Child Care Inc	Appleton	32109	\$534,056	\$430,799	\$103,257	\$51,688	50.06%	\$18,050	17.48%	\$0	0.00%	\$10,336	10.01%	\$28,386	27.49%	★★★
Preston Fire Relief Assoc	Preston	36712	\$134,241	\$99,117	\$35,124	\$15,548	44.27%	\$16,435	46.79%	\$0	0.00%	\$3,976	11.32%	\$20,411	58.11%	★★★★★
Preston Servicemen's Club	Preston	01004	\$98,770	\$74,650	\$24,120	\$10,881	45.11%	\$100	0.41%	\$5,982	24.80%	\$3,257	13.50%	\$9,339	38.72%	★★★★
Princeton Jaycees	Princeton	01818	\$1,094,021	\$904,610	\$189,411	\$136,090	71.85%	\$24,961	13.18%	\$0	0.00%	\$32,331	17.07%	\$57,292	30.25%	★★★★★
Princeton Youth Hockey Assoc	Princeton	01414	\$3,724,832	\$3,241,012	\$483,820	\$228,210	47.17%	\$136,000	28.11%	\$0	0.00%	\$123,102	25.44%	\$259,102	53.55%	★★★★★
Prior Lake Lions Club	Prior Lake	01558	\$1,926,143	\$1,597,261	\$328,882	\$153,416	46.65%	\$78,325	23.82%	\$0	0.00%	\$84,468	25.68%	\$162,793	49.50%	★★★★★
Prior Lake Water Ski Assoc	Prior Lake	35694	\$484,042	\$401,118	\$82,924	\$41,846	50.46%	\$30,000	36.18%	\$0	0.00%	\$9,056	10.92%	\$39,056	47.10%	★★★★★
Prior Lake-Savage Optimist Club	Prior Lake	02523	\$843,696	\$706,229	\$137,467	\$75,257	54.75%	\$37,210	27.07%	\$0	0.00%	\$15,027	10.93%	\$52,237	38.00%	★★★★★
Prosperity Heights Playground Boosters	St. Paul	00651	\$636,929	\$539,640	\$97,289	\$85,774	88.16%	\$9,794	10.07%	\$0	0.00%	\$11,887	12.22%	\$21,680	22.28%	★★★
Ramsey Lions Club	Anoka	01203	\$11,796,805	\$10,240,272	\$1,556,533	\$603,094	38.75%	\$432,049	27.76%	\$0	0.00%	\$530,784	34.10%	\$962,833	61.86%	★★★★★
Randall Cushing Area Lions Club	Randall	02873	\$409,259	\$335,081	\$74,178	\$51,262	69.11%	\$15,385	20.74%	\$0	0.00%	\$8,001	10.79%	\$23,386	31.53%	★★★★★
Randolph Fire Relief Assoc	Randolph	03317	\$523,002	\$423,560	\$99,442	\$55,568	55.88%	\$24,362	24.50%	\$0	0.00%	\$11,357	11.42%	\$35,719	35.92%	★★★★★
Ranier Recreation Club	Ranier	01431	\$205,404	\$163,150	\$42,254	\$23,473	55.55%	\$15,883	37.59%	\$0	0.00%	\$4,763	11.27%	\$20,646	48.86%	★★★★★
REACH	Cloquet	36413	\$343,699	\$265,667	\$78,032	\$49,879	63.92%	\$20,371	26.11%	\$0	0.00%	\$8,766	11.23%	\$29,137	37.34%	★★★★★
Reading Community Center	Reading	01351	\$63,052	\$51,753	\$11,299	\$7,406	65.55%	\$2,241	19.84%	\$0	0.00%	\$1,228	10.87%	\$3,469	30.70%	★★★★★
Red Lake Falls Blue Line Club	Red Lake Falls	00171	\$589,632	\$507,565	\$82,067	\$31,343	38.19%	\$56,266	68.56%	\$0	0.00%	\$8,972	10.93%	\$65,238	79.49%	★★★★★
Red Men Club	Red Wing	00731	\$460,572	\$380,979	\$79,593	\$41,141	51.69%	\$17,323	21.76%	\$11,203	14.07%	\$8,730	10.97%	\$37,256	46.81%	★★★★★
Red Men Club Wenonah Tribe 20	Winona	00189	\$618,864	\$503,603	\$115,261	\$36,328	31.52%	\$10,750	9.33%	\$8,911	7.73%	\$23,656	20.52%	\$43,317	37.58%	★★★★★
Red Wing Wildlife Protective League	Red Wing	01733	\$226,029	\$181,175	\$44,854	\$21,125	47.10%	\$20,500	45.70%	\$0	0.00%	\$5,774	12.87%	\$26,274	58.58%	★★★★★
Redwood Area Hockey Assoc	Redwood Falls	04345	\$173,382	\$132,850	\$40,532	\$11,953	29.49%	\$17,720	43.72%	\$4,200	10.36%	\$5,042	12.44%	\$26,962	66.52%	★★★★★
Remer Fire Relief Assoc	Remer	03598	\$1,126,559	\$943,624	\$182,935	\$82,328	45.00%	\$53,119	29.04%	\$0	0.00%	\$29,868	16.33%	\$82,987	45.36%	★★★★★
Renville Lions Club	Renville	03006	\$479,510	\$393,953	\$85,557	\$40,537	47.38%	\$31,650	36.99%	\$0	0.00%	\$8,581	10.03%	\$40,231	47.02%	★★★★★

FY2016 Organization Annual Report Summary

by Organization Name

Organization Name	City	License Number	Gross Receipts	Prizes	Net Receipts	ALLOWABLE EXPENSES		LAWFUL PURPOSE EXPENDITURES						STAR RATING		
						TOTAL	%	Charitable	%	Other	%	Taxes/Fees	%		TOTAL	%
Reservoir Riders	Duluth	03836	\$360,777	\$289,099	\$71,678	\$37,083	51.74%	\$15,000	20.93%	\$0	0.00%	\$7,538	10.52%	\$22,538	31.44%	☆☆☆☆
Rice Area Sportsmen's Club	Rice	02338	\$1,092,491	\$878,960	\$213,531	\$138,318	64.78%	\$47,386	22.19%	\$0	0.00%	\$38,178	17.88%	\$85,564	40.07%	☆☆☆☆
Rice Lions Club	Rice	01153	\$617,092	\$506,157	\$110,936	\$56,997	51.38%	\$34,947	31.50%	\$0	0.00%	\$10,907	9.83%	\$45,854	41.33%	☆☆☆☆
Richfield Lions Club	Richfield	93034	\$1,352,444	\$1,120,464	\$231,980	\$135,054	58.22%	\$67,187	28.96%	\$0	0.00%	\$46,301	19.96%	\$113,488	48.92%	☆☆☆☆
Richmond Firefighter's Relief Associat	Richmond	02966	\$262,900	\$207,875	\$55,025	\$30,646	55.69%	\$17,045	30.98%	\$0	0.00%	\$6,995	12.71%	\$24,040	43.69%	☆☆☆☆
Richmond Lions Club	Richmond	01552	\$976,167	\$806,417	\$169,750	\$87,479	51.53%	\$66,780	39.34%	\$0	0.00%	\$20,854	12.29%	\$87,634	51.63%	☆☆☆☆
Ridge Runners Snowmobile Club, Inc	Northome	06932	\$1,436,714	\$1,174,285	\$262,429	\$155,408	59.22%	\$38,328	14.60%	\$10,100	3.85%	\$67,505	25.72%	\$115,933	44.18%	☆☆☆☆
River Bend Nature Center	Faribault	02715	\$1,008,518	\$813,415	\$195,103	\$96,855	49.64%	\$64,646	33.13%	\$0	0.00%	\$36,439	18.68%	\$101,085	51.81%	☆☆☆☆
Rochester Juvenile Hockey Assoc	Rochester	03626	\$5,385,376	\$4,256,197	\$1,129,179	\$543,446	48.13%	\$245,046	21.70%	\$0	0.00%	\$366,197	32.43%	\$611,244	54.13%	☆☆☆☆
Rock Creek Lions Club	Rock Creek	01412	\$461,520	\$378,338	\$83,182	\$40,404	48.57%	\$34,560	41.55%	\$0	0.00%	\$8,951	10.76%	\$43,511	52.31%	☆☆☆☆
Rockville Lions Club	Rockville	01609	\$428,656	\$347,453	\$81,203	\$44,693	55.04%	\$22,390	27.57%	\$500	0.62%	\$9,733	11.99%	\$32,623	40.17%	☆☆☆☆
Rocori Community Booster Club	Cold Spring	04174	\$239,878	\$186,308	\$53,570	\$18,813	35.12%	\$31,783	59.33%	\$0	0.00%	\$4,790	8.94%	\$36,573	68.27%	☆☆☆☆
Rogers Firemen's Relief Assoc	Rogers	01601	\$2,387,319	\$2,046,747	\$340,572	\$170,338	50.02%	\$80,000	23.49%	\$0	0.00%	\$84,603	24.84%	\$164,603	48.33%	☆☆☆☆
Rogers Lions Club	Rogers	02630	\$324,784	\$246,358	\$78,426	\$41,920	53.45%	\$39,500	50.37%	\$0	0.00%	\$7,441	9.49%	\$46,941	59.85%	☆☆☆☆
Rogers Youth Hockey Association	Rogers	36161	\$4,846,130	\$4,148,168	\$697,962	\$361,955	51.86%	\$51,178	7.33%	\$0	0.00%	\$219,698	31.48%	\$270,876	38.81%	☆☆☆☆
Rollingstone Area Jaycees	Rollingstone	03080	\$277,025	\$235,182	\$41,843	\$25,343	60.57%	\$14,899	35.61%	\$0	0.00%	\$5,021	12.00%	\$19,920	47.61%	☆☆☆☆
Rollingstone Fire Fighters Relief ASSO	Rollingstone	03951	\$701,688	\$567,579	\$134,109	\$89,985	67.10%	\$27,200	20.28%	\$250	0.19%	\$19,183	14.30%	\$46,633	34.77%	☆☆☆☆
Roosevelt Arena Assoc	Roosevelt	35373	\$201,302	\$149,508	\$51,794	\$22,887	44.19%	\$25,142	48.54%	\$0	0.00%	\$4,081	7.88%	\$29,223	56.42%	☆☆☆☆
Rose Creek Firemens Relief Assoc	Rose Creek	04312	\$122,246	\$97,252	\$24,994	\$11,534	46.15%	\$7,312	29.26%	\$0	0.00%	\$2,416	9.67%	\$9,728	38.92%	☆☆☆☆
Rosemount Area Athletic Association	Rosemount	05530	\$613,730	\$474,922	\$138,808	\$84,251	60.70%	\$28,288	20.38%	\$0	0.00%	\$19,539	14.08%	\$47,828	34.46%	☆☆☆☆
Rosemount Area Hockey Assoc	Rosemount	19062	\$3,180,710	\$2,760,453	\$420,257	\$131,872	31.38%	\$183,539	43.67%	\$0	0.00%	\$102,431	24.37%	\$285,970	68.05%	☆☆☆☆
Roseville Youth Hockey Assoc	Little Canada	03191	\$6,101,247	\$4,662,139	\$1,439,108	\$786,078	54.62%	\$343,243	23.85%	\$11,255	0.78%	\$301,671	20.96%	\$656,169	45.60%	☆☆☆☆
Rothsay Fire Department Relief Assoc	Rothsay	35875	\$433,519	\$342,308	\$91,212	\$40,458	44.36%	\$51,869	56.87%	\$0	0.00%	\$9,803	10.75%	\$61,672	67.61%	☆☆☆☆
Royalton Firemens Relief Assoc	Royalton	02681	\$2,024,473	\$1,656,662	\$367,811	\$176,682	48.04%	\$84,467	22.96%	\$0	0.00%	\$98,959	26.90%	\$183,426	49.87%	☆☆☆☆
Rum River Sno Riders Club Inc	Milaca	06925	\$487,841	\$394,209	\$93,632	\$67,242	71.82%	\$1,575	1.68%	\$11,000	11.75%	\$9,950	10.63%	\$22,525	24.06%	☆☆☆☆
Rush City Sno-Bugs	Rush City	05615	\$1,147,975	\$944,223	\$203,752	\$89,017	43.69%	\$37,289	18.30%	\$5,056	2.48%	\$39,055	19.17%	\$81,400	39.95%	☆☆☆☆
Rush Lake Improvement Assoc	Rush City	03123	\$3,380,580	\$2,921,814	\$458,766	\$196,812	42.90%	\$92,348	20.13%	\$0	0.00%	\$144,124	31.42%	\$236,472	51.55%	☆☆☆☆
Rushford-Peterson Booster Club	Rushford	04693	\$327,763	\$258,677	\$69,086	\$30,075	43.53%	\$31,666	45.84%	\$0	0.00%	\$7,921	11.47%	\$39,587	57.30%	☆☆☆☆
Sacred Heart Firemen's Relief Associat	Sacred Heart	02434	\$794,954	\$672,204	\$122,750	\$49,046	39.96%	\$56,800	46.27%	\$0	0.00%	\$15,126	12.32%	\$71,926	58.60%	☆☆☆☆
Sandstone Lions Club	Sandstone	02057	\$315,016	\$258,555	\$56,461	\$31,266	55.38%	\$15,225	26.97%	\$0	0.00%	\$6,255	11.08%	\$21,480	38.04%	☆☆☆☆
Santiago Lions Club Inc	Becker	34025	\$417,956	\$332,514	\$85,442	\$69,346	81.16%	\$18,399	21.53%	\$0	0.00%	\$7,506	8.78%	\$25,905	30.32%	☆☆☆☆
Sartell Youth Hockey	Sartell	31924	\$1,132,466	\$867,370	\$265,096	\$127,001	47.91%	\$98,800	37.27%	\$0	0.00%	\$35,360	13.34%	\$134,160	50.61%	☆☆☆☆
Sauk Centre Conservation Club	Sauk Centre	01854	\$620,912	\$501,945	\$118,966	\$76,706	64.48%	\$23,178	19.48%	\$0	0.00%	\$14,616	12.29%	\$37,794	31.77%	☆☆☆☆
Sauk Centre Fire Relief Assoc	Sauk Centre	05439	\$807,084	\$671,956	\$135,128	\$71,112	52.63%	\$43,000	31.82%	\$0	0.00%	\$18,117	13.41%	\$61,117	45.23%	☆☆☆☆

FY2016 Organization Annual Report Summary

by Organization Name

Organization Name	City	License Number	Gross Receipts	Prizes	Net Receipts	ALLOWABLE EXPENSES		LAWFUL PURPOSE EXPENDITURES						STAR RATING		
						TOTAL	%	Charitable	%	Other	%	Taxes/Fees	%		TOTAL	%
Sauk Centre Youth Hockey Assoc	Sauk Centre	02527	\$489,359	\$391,245	\$98,114	\$56,158	57.24%	\$25,800	26.30%	\$0	0.00%	\$10,185	10.38%	\$35,985	36.68%	☆☆☆
Sauk Rapids Rice Youth Baseball Ass	Sauk Rapids	35034	\$1,072,667	\$857,668	\$214,999	\$105,489	49.07%	\$52,000	24.19%	\$0	0.00%	\$47,008	21.86%	\$99,008	46.05%	☆☆☆☆
Sauk Rapids Sportsmen's Club	Sauk Rapids	01329	\$182,920	\$145,666	\$37,254	\$16,274	43.68%	\$11,196	30.05%	\$0	0.00%	\$5,205	13.97%	\$16,401	44.03%	☆☆☆☆
Scandia Marine Lions Club	Scandia	06419	\$374,160	\$279,972	\$94,188	\$35,723	37.93%	\$49,134	52.17%	\$300	0.32%	\$9,550	10.14%	\$58,984	62.62%	☆☆☆☆☆
Searles Baseball Assoc	New Ulm	02876	\$484,388	\$385,017	\$99,371	\$46,623	46.92%	\$22,082	22.22%	\$19,655	19.78%	\$10,023	10.09%	\$51,760	52.09%	☆☆☆☆☆
Servicemens Club Inc	Sleepy Eye	01043	\$303,006	\$239,037	\$63,970	\$18,371	28.72%	\$6,610	10.33%	\$9,266	14.48%	\$7,039	11.00%	\$22,915	35.82%	☆☆☆☆
Shafer Firemens Vol Benefit Assoc	Shafer	02326	\$2,289,789	\$1,998,086	\$291,703	\$137,027	46.97%	\$79,029	27.09%	\$0	0.00%	\$70,847	24.29%	\$149,876	51.38%	☆☆☆☆☆
Shakopee Lions Club	Shakopee	01576	\$834,754	\$699,289	\$135,465	\$73,276	54.09%	\$50,639	37.38%	\$0	0.00%	\$18,003	13.29%	\$68,642	50.67%	☆☆☆☆☆
Shakopee Rotary Club	Shakopee	02844	\$979,866	\$788,515	\$191,351	\$112,629	58.86%	\$43,750	22.86%	\$0	0.00%	\$38,535	20.14%	\$82,285	43.00%	☆☆☆☆☆
Shakopee Valley Amateur Hockey Ass	Shakopee	01969	\$957,814	\$750,341	\$207,473	\$123,021	59.29%	\$38,500	18.56%	\$0	0.00%	\$38,729	18.67%	\$77,229	37.22%	☆☆☆☆
Shaokatan Sportsmen Club	Lake Benton	02672	\$299,540	\$222,243	\$77,297	\$56,729	73.39%	\$16,363	21.17%	\$0	0.00%	\$7,484	9.68%	\$23,847	30.85%	☆☆☆☆
Sibley Hockey Booster Club	West St. Paul	02467	\$2,497,280	\$2,039,333	\$457,947	\$212,782	46.46%	\$97,734	21.34%	\$0	0.00%	\$132,866	29.01%	\$230,600	50.36%	☆☆☆☆☆
Silver Lake Lions Club	Silver Lake	02679	\$423,273	\$346,750	\$76,523	\$40,094	52.39%	\$22,544	29.46%	\$0	0.00%	\$7,903	10.33%	\$30,447	39.79%	☆☆☆☆
Slayton Volunteer Fire Department Re	Slayton	35244	\$191,427	\$152,256	\$39,171	\$28,084	71.70%	\$13,750	35.10%	\$0	0.00%	\$4,439	11.33%	\$18,189	46.43%	☆☆☆☆☆
Sleepy Eye Arena Assoc	Sleepy Eye	05389	\$651,390	\$533,717	\$117,673	\$42,262	35.92%	\$64,098	54.47%	\$0	0.00%	\$13,374	11.37%	\$77,472	65.84%	☆☆☆☆☆
Sleepy Eye Hockey Assoc	Sleepy Eye	02449	\$554,546	\$456,840	\$97,706	\$55,336	56.63%	\$11,000	11.26%	\$23,500	24.05%	\$11,763	12.04%	\$46,263	47.35%	☆☆☆☆☆
Sobieski Lions Club	Swanville	03135	\$431,267	\$356,329	\$74,938	\$38,173	50.94%	\$26,532	35.40%	\$0	0.00%	\$7,998	10.67%	\$34,530	46.08%	☆☆☆☆☆
South Haven Firemen's Relief Assoc	South Haven	01976	\$1,429,161	\$1,242,597	\$186,564	\$86,776	46.51%	\$68,382	36.65%	\$0	0.00%	\$37,022	19.84%	\$105,404	56.50%	☆☆☆☆☆
South Metro Baseball League	Burnsville	33822	\$7,004,873	\$5,954,869	\$1,050,004	\$502,882	47.89%	\$158,350	15.08%	\$0	0.00%	\$350,557	33.39%	\$508,907	48.47%	☆☆☆☆☆
South Robert Street Business Assoc	West St. Paul	00726	\$6,734,648	\$5,718,093	\$1,016,555	\$440,154	43.30%	\$197,931	19.47%	\$0	0.00%	\$342,155	33.66%	\$540,086	53.13%	☆☆☆☆☆
South St. Paul Lions Club	South St. Paul	02824	\$673,113	\$525,617	\$147,495	\$86,102	58.38%	\$42,151	28.58%	\$0	0.00%	\$18,777	12.73%	\$60,928	41.31%	☆☆☆☆☆
South St. Paul Youth Hockey Assoc	South St. Paul	02851	\$1,275,318	\$1,072,391	\$202,927	\$138,522	68.26%	\$19,650	9.68%	\$0	0.00%	\$41,887	20.64%	\$61,537	30.32%	☆☆☆☆
Spring Grove Commercial Club	Spring Grove	01744	\$105,048	\$84,450	\$20,598	\$8,811	42.77%	\$5,090	24.71%	\$0	0.00%	\$2,669	12.96%	\$7,759	37.67%	☆☆☆☆
Spring Hill Recreation Club	Melrose	02637	\$130,090	\$105,362	\$24,728	\$13,915	56.27%	\$6,536	26.43%	\$0	0.00%	\$3,163	12.79%	\$9,699	39.22%	☆☆☆☆
Spring Lake Park Lions Club	Spring Lake Park	00584	\$8,523,835	\$7,110,692	\$1,413,143	\$862,432	61.03%	\$156,175	11.05%	\$0	0.00%	\$438,654	31.04%	\$594,829	42.09%	☆☆☆☆☆
SS. Peter & Paul Church Richmond	Richmond	00912	\$77,347	\$56,319	\$21,028	\$3,116	14.82%	\$15,000	71.33%	\$0	0.00%	\$2,538	12.07%	\$17,538	83.40%	☆☆☆☆☆
St. Charles Firemens Relief Associati	St. Charles	05105	\$190,849	\$141,548	\$49,301	\$20,895	42.38%	\$23,862	48.40%	\$0	0.00%	\$5,540	11.24%	\$29,402	59.64%	☆☆☆☆☆
St. Clair Fire Relief Assoc	St. Clair	02358	\$564,061	\$467,882	\$96,179	\$49,059	51.01%	\$47,519	49.41%	\$0	0.00%	\$11,917	12.39%	\$59,436	61.80%	☆☆☆☆☆
St. Cloud All-City High School Band	St. Cloud	32645	\$577,446	\$468,206	\$109,241	\$43,191	39.54%	\$53,500	48.97%	\$0	0.00%	\$13,728	12.57%	\$67,228	61.54%	☆☆☆☆☆
St. Cloud Area Golden Gloves Boxing	St. Cloud	03425	\$4,216,608	\$3,509,132	\$707,476	\$381,694	53.95%	\$76,719	10.84%	\$0	0.00%	\$187,429	26.49%	\$264,148	37.34%	☆☆☆☆
St. Cloud Senior Men's Rugby Club	Clearwater	92478	\$928,757	\$730,102	\$198,655	\$129,657	65.27%	\$38,199	19.23%	\$0	0.00%	\$44,899	22.60%	\$83,098	41.83%	☆☆☆☆☆
St. Cloud Youth Hockey Association	St. Cloud	04196	\$8,070,694	\$6,797,262	\$1,273,432	\$603,139	47.36%	\$239,280	18.79%	\$0	0.00%	\$409,231	32.14%	\$648,511	50.93%	☆☆☆☆☆
St. Hilaire Community Club	St. Hilaire	01076	\$318,992	\$262,021	\$56,971	\$34,129	59.91%	\$14,788	25.96%	\$0	0.00%	\$6,006	10.54%	\$20,795	36.50%	☆☆☆☆
St. James Lions Club	St James	05492	\$460,852	\$391,791	\$69,061	\$30,856	44.68%	\$11,513	16.67%	\$200	0.29%	\$6,888	9.97%	\$18,601	26.93%	☆☆☆

FY2016 Organization Annual Report Summary

by Organization Name

Organization Name	City	License Number	Gross Receipts	Prizes	Net Receipts	ALLOWABLE EXPENSES		LAWFUL PURPOSE EXPENDITURES						STAR RATING		
						TOTAL	%	Charitable	%	Other	%	Taxes/Fees	%		TOTAL	%
St. John Nepomuk Church Lastrup	Lastrup	02115	\$309,231	\$228,146	\$81,085	\$31,131	38.39%	\$38,100	46.99%	\$0	0.00%	\$8,057	9.94%	\$46,157	56.92%	★★★★★
St. Joseph Church Waite Park	Waite Park	01720	\$1,804,595	\$1,434,140	\$370,455	\$167,786	45.29%	\$106,034	28.62%	\$0	0.00%	\$75,286	20.32%	\$181,320	48.95%	★★★★★
St. Joseph Jaycees	St. Joseph	03011	\$290,795	\$234,050	\$56,745	\$34,365	60.56%	\$34,313	60.47%	\$350	0.62%	\$6,206	10.94%	\$40,869	72.02%	★★★★★
St. Joseph Lions Club	St. Joseph	02021	\$292,071	\$238,469	\$53,602	\$26,634	49.69%	\$25,850	48.23%	\$0	0.00%	\$5,767	10.76%	\$31,617	58.98%	★★★★★
St. Katherine Ukrainian Orthodox Chu	Arden Hills	31686	\$5,629,456	\$4,362,854	\$1,266,602	\$875,182	69.10%	\$230,926	18.23%	\$0	0.00%	\$203,408	16.06%	\$434,334	34.29%	★★★★
St. Louis Park Hockey Boosters Assoc	Edina	03238	\$7,805,030	\$6,792,779	\$1,012,251	\$261,062	25.79%	\$445,903	44.05%	\$0	0.00%	\$347,279	34.31%	\$793,182	78.36%	★★★★★
St. Maron Church Minneapolis	Minneapolis	32235	\$5,682,226	\$4,794,046	\$888,180	\$516,620	58.17%	\$105,000	11.82%	\$0	0.00%	\$296,649	33.40%	\$401,649	45.22%	★★★★★
St. Martin Commercial Club	St. Martin	03161	\$416,764	\$347,608	\$69,156	\$23,540	34.04%	\$22,269	32.20%	\$0	0.00%	\$12,182	17.61%	\$34,450	49.82%	★★★★★
St. Mathias Parks & Recreation	Fort Ripley	04215	\$538,750	\$449,270	\$89,481	\$50,827	56.80%	\$35,000	39.11%	\$0	0.00%	\$11,318	12.65%	\$46,318	51.76%	★★★★★
St. Michael Albertville Youth Hockey	St. Michael	03888	\$2,604,237	\$2,263,350	\$340,887	\$154,609	45.35%	\$87,625	25.70%	\$0	0.00%	\$78,296	22.97%	\$165,921	48.67%	★★★★★
St. Paul Festival & Heritage Foundatic	St. Paul	04985	\$2,162,958	\$1,763,053	\$399,905	\$250,322	62.60%	\$53,835	13.46%	\$0	0.00%	\$109,067	27.27%	\$162,902	40.74%	★★★★★
St. Paul Fire Fighters Local 21	St. Paul	03046	\$8,085,135	\$6,808,141	\$1,276,995	\$737,387	57.74%	\$70,524	5.52%	\$0	0.00%	\$463,891	36.33%	\$534,416	41.85%	★★★★★
St. Paul Midway Lions Club Foundatio	St. Paul	05186	\$2,418,697	\$1,993,933	\$424,764	\$257,050	60.52%	\$46,833	11.03%	\$0	0.00%	\$130,455	30.71%	\$177,288	41.74%	★★★★★
St. Paul Park Newport Lions Club	Newport	01107	\$4,354,851	\$3,752,192	\$602,659	\$331,298	54.97%	\$71,067	11.79%	\$13,000	2.16%	\$182,889	30.35%	\$266,956	44.30%	★★★★★
St. Paul Serves Foundation	St. Paul	93517	\$2,148,889	\$1,755,744	\$393,144	\$266,496	67.79%	\$5,829	1.48%	\$0	0.00%	\$121,729	30.96%	\$127,558	32.45%	★★★★★
St. Peter Red Men Club	St. Peter	00249	\$2,380,755	\$2,008,535	\$372,220	\$180,358	48.45%	\$61,906	16.63%	\$33,688	9.05%	\$104,077	27.96%	\$199,671	53.64%	★★★★★
St. Philip Church Litchfield	Litchfield	00809	\$590,604	\$475,173	\$115,431	\$66,891	57.95%	\$31,762	27.52%	\$0	0.00%	\$13,405	11.61%	\$45,167	39.13%	★★★★★
St. Rosa Jaycees	Freeport	00975	\$647,209	\$517,835	\$129,374	\$63,523	49.10%	\$73,058	56.47%	\$0	0.00%	\$17,538	13.56%	\$90,596	70.03%	★★★★★
St. Stephen Firefighters Relief Assoc	St. Stephen	00890	\$571,742	\$470,449	\$101,293	\$57,866	57.13%	\$33,000	32.58%	\$0	0.00%	\$11,745	11.60%	\$44,745	44.17%	★★★★★
St. Wendel Athletic Association	Avon	02780	\$61,070	\$50,262	\$10,808	\$7,596	70.28%	\$4,615	42.70%	\$0	0.00%	\$1,503	13.90%	\$6,118	56.60%	★★★★★
Stacy Lions Club	Stacy	01897	\$1,075,599	\$894,959	\$180,640	\$81,951	45.37%	\$59,959	33.19%	\$500	0.28%	\$30,371	16.81%	\$90,830	50.28%	★★★★★
Stacy-Lent Fire Relief Assoc	Stacy	03573	\$1,926,728	\$1,644,936	\$281,792	\$113,538	40.29%	\$83,150	29.51%	\$0	0.00%	\$64,642	22.94%	\$147,792	52.45%	★★★★★
Staples Fire Dept Relief Assoc	Staples	77015	\$304,852	\$256,585	\$48,267	\$21,596	44.74%	\$15,668	32.46%	\$0	0.00%	\$5,348	11.08%	\$21,016	43.54%	★★★★★
Staples Host Lions	Staples	01785	\$953,729	\$830,722	\$123,007	\$72,958	59.31%	\$33,178	26.97%	\$0	0.00%	\$15,305	12.44%	\$48,483	39.41%	★★★★★
Starbuck Jaycees	Starbuck	01315	\$1,278,510	\$1,110,274	\$168,236	\$85,821	51.01%	\$72,610	43.16%	\$0	0.00%	\$29,325	17.43%	\$101,935	60.59%	★★★★★
Steele County Snowmobile Trail Asso	Blooming Prairie	04992	\$1,049,130	\$855,069	\$194,061	\$103,955	53.57%	\$11,383	5.87%	\$44,856	23.11%	\$47,032	24.24%	\$103,272	53.22%	★★★★★
Stephen Argyle Booster Club	Argyle	04654	\$407,651	\$345,249	\$62,402	\$29,061	46.57%	\$27,855	44.64%	\$0	0.00%	\$6,651	10.66%	\$34,506	55.30%	★★★★★
Stewart Lions Club	Stewart	02390	\$1,137,233	\$977,393	\$159,840	\$96,694	60.49%	\$39,469	24.69%	\$0	0.00%	\$25,014	15.65%	\$64,483	40.34%	★★★★★
Stewartville Fire Relief Assoc	Stewartville	04261	\$1,682,431	\$1,408,626	\$273,805	\$156,553	57.18%	\$53,654	19.60%	\$0	0.00%	\$68,421	24.99%	\$122,075	44.58%	★★★★★
Stockton Area Promotional Group	Stockton	00909	\$556,235	\$433,877	\$122,358	\$65,000	53.12%	\$44,901	36.70%	\$0	0.00%	\$15,303	12.51%	\$60,204	49.20%	★★★★★
Sturgeon Lake Lions Club	Sturgeon Lake	01888	\$683,719	\$555,967	\$127,752	\$59,806	46.81%	\$41,832	32.74%	\$0	0.00%	\$14,433	11.30%	\$56,265	44.04%	★★★★★
Swanville Dollars for Scholars	Swanville	31494	\$191,274	\$153,068	\$38,206	\$23,395	61.23%	\$8,500	22.25%	\$0	0.00%	\$3,529	9.24%	\$12,029	31.48%	★★★★★
Swanville Lions Club	Swanville	02126	\$807,747	\$622,563	\$185,184	\$79,655	43.01%	\$58,640	31.67%	\$18,500	9.99%	\$29,243	15.79%	\$106,383	57.45%	★★★★★
Tamarack Sno Flyers Inc	Tamarack	07093	\$1,438,471	\$1,224,563	\$213,908	\$111,977	52.35%	\$67,784	31.69%	\$0	0.00%	\$38,149	17.83%	\$105,933	49.52%	★★★★★

FY2016 Organization Annual Report Summary

by Organization Name

Organization Name	City	License Number	Gross Receipts	Prizes	Net Receipts	ALLOWABLE EXPENSES		LAWFUL PURPOSE EXPENDITURES						STAR RATING		
						TOTAL	%	Charitable	%	Other	%	Taxes/Fees	%		TOTAL	%
Tapemark Charity Pro-Am Golf Tourna	West St. Paul	04888	\$3,187,061	\$2,383,058	\$804,003	\$593,793	73.85%	\$130,723	16.26%	\$0	0.00%	\$104,607	13.01%	\$235,330	29.27%	★★★
Tartan Area Youth Hockey Association	Oakdale	03397	\$3,905,455	\$3,305,476	\$599,979	\$317,309	52.89%	\$115,000	19.17%	\$0	0.00%	\$226,183	37.70%	\$341,183	56.87%	★★★★★
Ted Williams Museum & Hitters Hall o	Hernando, FL	93396	\$979,040	\$416,208	\$562,832	\$208,807	37.10%	\$302,625	53.77%	\$0	0.00%	\$93,619	16.63%	\$396,244	70.40%	★★★★★
The Church of St. Lawrence of Duelm	Foley	01080	\$469,441	\$352,233	\$117,208	\$49,858	42.54%	\$55,149	47.05%	\$0	0.00%	\$10,789	9.21%	\$65,939	56.26%	★★★★★
The Crossing Arts Alliance	Brainerd	33604	\$399,414	\$302,597	\$96,817	\$44,819	46.29%	\$40,000	41.32%	\$0	0.00%	\$9,937	10.26%	\$49,937	51.58%	★★★★★
The Oakdale Athletic Association	Oakdale	82019	\$2,677,523	\$2,207,050	\$470,473	\$319,488	67.91%	\$39,016	8.29%	\$0	0.00%	\$127,360	27.07%	\$166,376	35.36%	★★★★
The Twin Cities Wrestling Club, Inc	Minneapolis	30866	\$2,215,127	\$1,804,293	\$410,834	\$190,844	46.45%	\$70,000	17.04%	\$0	0.00%	\$100,756	24.52%	\$170,756	41.56%	★★★★
Thief River Falls Amateur Hockey Ass	Thief River Falls	02008	\$2,904,935	\$2,468,713	\$436,222	\$195,651	44.85%	\$124,000	28.43%	\$0	0.00%	\$121,813	27.92%	\$245,813	56.35%	★★★★★
TMB Sports Club	Milroy	92328	\$233,075	\$189,775	\$43,299	\$17,467	40.34%	\$14,078	32.51%	\$0	0.00%	\$6,465	14.93%	\$20,543	47.44%	★★★★
Todd Area Trail Assoc	Browerville	05048	\$426,152	\$341,376	\$84,776	\$60,151	70.95%	\$3,621	4.27%	\$13,969	16.48%	\$9,065	10.69%	\$26,656	31.44%	★★★★
Tower Firemens Relief Assoc	Tower	02771	\$504,665	\$421,001	\$83,663	\$57,494	68.72%	\$16,273	19.45%	\$0	0.00%	\$9,436	11.28%	\$25,709	30.73%	★★★★
Tri-Lakes Sportsmen's Club	Lonsdale	02251	\$1,554,737	\$1,283,170	\$271,567	\$140,348	51.68%	\$59,320	21.84%	\$0	0.00%	\$66,588	24.52%	\$125,908	46.36%	★★★★
Truman Baseball/Softball Association	Truman	05716	\$536,519	\$459,945	\$76,574	\$37,098	48.45%	\$17,452	22.79%	\$0	0.00%	\$7,014	9.16%	\$24,466	31.95%	★★★★
Turn In Poachers Ottertail Chapter	Detroit Lakes	05574	\$4,490,011	\$3,733,441	\$756,570	\$439,437	58.08%	\$100,555	13.29%	\$0	0.00%	\$206,639	27.31%	\$307,194	40.60%	★★★★
Two Harbors Youth Hockey Associati	Two Harbors	05594	\$892,134	\$759,890	\$132,244	\$84,484	63.89%	\$24,839	18.78%	\$0	0.00%	\$17,807	13.47%	\$42,646	32.25%	★★★★
Ulen Fire Dept Relief Association	Ulen	02676	\$342,413	\$285,224	\$57,188	\$24,749	43.28%	\$17,285	30.22%	\$63	0.11%	\$6,132	10.72%	\$23,480	41.06%	★★★★★
Underwood Lions Club	Underwood	04646	\$836,067	\$690,702	\$145,365	\$53,942	37.11%	\$55,879	38.44%	\$2,050	1.41%	\$15,571	10.71%	\$73,500	50.56%	★★★★★
Union Center Inc	Albert Lea	00423	\$396,229	\$317,665	\$78,564	\$48,887	62.23%	\$13,066	16.63%	\$6,077	7.74%	\$9,466	12.05%	\$28,608	36.41%	★★★★
Upper Red Lake Area Assoc	Waskish	02724	\$715,836	\$582,076	\$133,760	\$67,197	50.24%	\$41,759	31.22%	\$0	0.00%	\$17,475	13.06%	\$59,234	44.28%	★★★★
Upsala Lions Club	Upsala	01811	\$489,075	\$400,276	\$88,799	\$41,153	46.34%	\$35,513	39.99%	\$0	0.00%	\$9,170	10.33%	\$44,683	50.32%	★★★★★
Urbank Lions Club	Clitherall	01639	\$722,708	\$595,593	\$127,115	\$47,827	37.62%	\$65,424	51.47%	\$0	0.00%	\$12,561	9.88%	\$77,985	61.35%	★★★★★
Vadnais Heights Firefighters Relief As	Vadnais Heights	02440	\$3,813,346	\$3,374,075	\$439,271	\$236,481	53.83%	\$88,178	20.07%	\$0	0.00%	\$142,607	32.46%	\$230,785	52.54%	★★★★★
Vadnais Heights Lions Club	Vadnais Heights	00655	\$1,523,317	\$1,285,289	\$238,028	\$117,905	49.53%	\$67,552	28.38%	\$2,000	0.84%	\$49,383	20.75%	\$118,935	49.97%	★★★★★
Valley Crest Riders Snowmobile Club	Rushford	36149	\$409,439	\$317,095	\$92,345	\$42,504	46.03%	\$7,410	8.02%	\$30,111	32.61%	\$9,660	10.46%	\$47,182	51.09%	★★★★★
Verndale Lions Club	Verndale	01684	\$348,679	\$293,958	\$54,721	\$24,550	44.86%	\$20,614	37.67%	\$0	0.00%	\$5,989	10.94%	\$26,603	48.62%	★★★★
Veseli Area Lions Club	Wheatland Twp	92581	\$836,474	\$702,090	\$134,384	\$65,648	48.85%	\$44,347	33.00%	\$500	0.37%	\$16,523	12.30%	\$61,369	45.67%	★★★★
Veterans Club Inc	Onamia	00374	\$764,509	\$638,910	\$125,599	\$66,957	53.31%	\$13,375	10.65%	\$20,924	16.66%	\$13,863	11.04%	\$48,162	38.35%	★★★★
VFW Post 10796 Ham Lake	Ham Lake	05861	\$720,800	\$592,970	\$127,830	\$70,359	55.04%	\$1,005	0.79%	\$28,622	22.39%	\$15,214	11.90%	\$44,841	35.08%	★★★★
VFW Post 1112 Little Falls	Little Falls	00124	\$448,892	\$351,473	\$97,419	\$59,133	60.70%	\$932	0.96%	\$29,223	30.00%	\$11,915	12.23%	\$42,070	43.18%	★★★★
VFW Post 1140 Long Prairie	Long Prairie	00535	\$251,296	\$185,184	\$66,112	\$33,237	50.27%	\$3,830	5.79%	\$20,208	30.57%	\$7,050	10.66%	\$31,088	47.02%	★★★★
VFW Post 1210 Hastings	Hastings	00149	\$428,384	\$348,816	\$79,568	\$34,095	42.85%	\$25,647	32.23%	\$2,681	3.37%	\$10,225	12.85%	\$38,553	48.45%	★★★★
VFW Post 1215 Rochester	Rochester	00405	\$1,573,580	\$1,283,762	\$289,818	\$154,252	53.22%	\$17,873	6.17%	\$34,528	11.91%	\$71,478	24.66%	\$123,879	42.74%	★★★★
VFW Post 1216 Austin	Austin	00167	\$431,351	\$341,679	\$89,672	\$59,135	65.95%	\$7,124	7.94%	\$14,177	15.81%	\$10,350	11.54%	\$31,650	35.30%	★★★★
VFW Post 1223	Dilworth	00021	\$2,224,654	\$1,802,392	\$422,262	\$236,992	56.12%	\$44,598	10.56%	\$49,372	11.69%	\$86,676	20.53%	\$180,646	42.78%	★★★★

FY2016 Organization Annual Report Summary

by Organization Name

Organization Name	City	License Number	Gross Receipts	Prizes	Net Receipts	ALLOWABLE EXPENSES		LAWFUL PURPOSE EXPENDITURES						STAR RATING		
						TOTAL	%	Charitable	%	Other	%	Taxes/Fees	%		TOTAL	%
VFW Post 1287 Winona	Winona	00156	\$1,414,147	\$1,186,829	\$227,318	\$124,389	54.72%	\$14,824	6.52%	\$30,719	13.51%	\$52,241	22.98%	\$97,783	43.02%	★★★★★
VFW Post 1296 Bloomington	Bloomington	00150	\$2,788,626	\$2,330,882	\$457,744	\$162,999	35.61%	\$24,034	5.25%	\$66,030	14.43%	\$136,149	29.74%	\$226,213	49.42%	★★★★★
VFW Post 1350 North St. Paul	North St. Paul	00016	\$1,455,233	\$1,221,097	\$234,136	\$142,545	60.88%	\$14,257	6.09%	\$39,883	17.03%	\$37,497	16.02%	\$91,637	39.14%	★★★★★
VFW Post 1403 Benson	Benson	00377	\$1,231,656	\$1,061,862	\$169,794	\$89,854	52.92%	\$30,348	17.87%	\$20,777	12.24%	\$35,242	20.76%	\$86,367	50.87%	★★★★★
VFW Post 141 Kenyon	Kenyon	00019	\$172,087	\$128,997	\$43,090	\$19,841	46.05%	\$1,870	4.34%	\$12,195	28.30%	\$5,182	12.03%	\$19,247	44.67%	★★★★★
VFW Post 1639 Willmar	Willmar	00061	\$1,647,864	\$1,396,440	\$251,424	\$103,502	41.17%	\$39,253	15.61%	\$46,483	18.49%	\$62,336	24.79%	\$148,073	58.89%	★★★★★
VFW Post 1642 Waseca	Waseca	00385	\$757,550	\$605,830	\$151,720	\$91,422	60.26%	\$17,679	11.65%	\$37,084	24.44%	\$19,135	12.61%	\$73,898	48.71%	★★★★★
VFW Post 1647 Brainerd	Brainerd	00475	\$2,397,799	\$2,012,664	\$385,135	\$163,929	42.56%	\$74,624	19.38%	\$21,126	5.49%	\$107,043	27.79%	\$202,793	52.66%	★★★★★
VFW Post 1656 Madison	Madison	00477	\$117,582	\$92,478	\$25,104	\$13,239	52.73%	\$3,814	15.19%	\$9,970	39.72%	\$2,843	11.32%	\$16,628	66.23%	★★★★★
VFW Post 1676 Detroit Lakes	Detroit Lakes	00008	\$1,203,552	\$1,010,506	\$193,046	\$122,484	63.45%	\$13,682	7.09%	\$32,038	16.60%	\$28,619	14.82%	\$74,338	38.51%	★★★★★
VFW Post 1720 Grand Rapids	Grand Rapids	00356	\$902,287	\$735,148	\$167,139	\$107,087	64.07%	\$18,532	11.09%	\$15,639	9.36%	\$29,671	17.75%	\$63,841	38.20%	★★★★★
VFW Post 1757 Cook	Cook	00390	\$291,076	\$233,694	\$57,382	\$28,207	49.16%	\$11,609	20.23%	\$12,481	21.75%	\$6,651	11.59%	\$30,741	53.57%	★★★★★
VFW Post 1778 Wells	Wells	00043	\$206,221	\$164,972	\$41,249	\$25,559	61.96%	\$3,844	9.32%	\$10,410	25.24%	\$4,290	10.40%	\$18,544	44.96%	★★★★★
VFW Post 1782 White Bear Lake	White Bear Lake	00394	\$2,917,022	\$2,533,843	\$383,179	\$184,858	48.24%	\$47,100	12.29%	\$54,859	14.32%	\$123,221	32.16%	\$225,179	58.77%	★★★★★
VFW Post 1783 Young America	Norwood Young A	00711	\$1,063,966	\$907,350	\$156,616	\$74,904	47.83%	\$54,623	34.88%	\$60	0.04%	\$21,598	13.79%	\$76,281	48.71%	★★★★★
VFW Post 1791 Chaska	Chaska	00319	\$2,292,946	\$1,950,396	\$342,550	\$194,049	56.65%	\$20,191	5.89%	\$38,969	11.38%	\$92,930	27.13%	\$152,091	44.40%	★★★★★
VFW Post 1802 Zumbro Falls	Zumbro Falls	01917	\$504,174	\$420,019	\$84,155	\$31,085	36.94%	\$13,796	16.39%	\$7,492	8.90%	\$9,635	11.45%	\$30,923	36.75%	★★★★★
VFW Post 1816 Garrison	Garrison	00205	\$1,359,527	\$1,134,291	\$225,236	\$128,867	57.21%	\$26,315	11.68%	\$22,748	10.10%	\$49,012	21.76%	\$98,075	43.54%	★★★★★
VFW Post 1825 Belgrade	Belgrade	00887	\$116,640	\$90,464	\$26,176	\$10,539	40.26%	\$1,787	6.83%	\$10,481	40.04%	\$3,399	12.99%	\$15,666	59.85%	★★★★★
VFW Post 1902 Crookston	Crookston	00057	\$1,625,405	\$1,379,949	\$245,456	\$160,420	65.36%	\$15,887	6.47%	\$16,367	6.67%	\$62,273	25.37%	\$94,527	38.51%	★★★★★
VFW Post 1914 St. James	St. James	00532	\$476,851	\$389,067	\$87,784	\$46,384	52.84%	\$10,550	12.02%	\$20,065	22.86%	\$10,555	12.02%	\$41,169	46.90%	★★★★★
VFW Post 230 Columbia Heights	Columbia Heights	00012	\$1,384,049	\$1,123,532	\$260,517	\$202,012	77.54%	\$17,409	6.68%	\$610	0.23%	\$61,156	23.47%	\$79,175	30.39%	★★★★★
VFW Post 246 Minneapolis	Minneapolis	00151	\$1,356,152	\$1,117,394	\$238,758	\$106,249	44.50%	\$20,656	8.65%	\$26,501	11.10%	\$54,944	23.01%	\$102,101	42.76%	★★★★★
VFW Post 2553 Redwood Falls	Redwood Falls	00024	\$299,142	\$246,346	\$52,796	\$23,572	44.65%	\$10,828	20.51%	\$13,234	25.07%	\$6,529	12.37%	\$30,591	57.94%	★★★★★
VFW Post 2735 Isanti	Isanti	00291	\$2,164,867	\$1,875,273	\$289,594	\$111,850	38.62%	\$46,983	16.22%	\$58,069	20.05%	\$64,060	22.12%	\$169,112	58.40%	★★★★★
VFW Post 2747 Aux McGregor	McGregor	93098	\$105,234	\$90,648	\$14,586	\$6,747	46.26%	\$4,839	33.18%	\$0	0.00%	\$2,211	15.16%	\$7,050	48.34%	★★★★★
VFW Post 2793 Thief River Falls	Thief River Falls	00404	\$1,656,481	\$1,371,612	\$284,869	\$160,510	56.35%	\$18,970	6.66%	\$54,031	18.97%	\$53,611	18.82%	\$126,612	44.45%	★★★★★
VFW Post 2818 Litchfield	Litchfield	00165	\$974,080	\$796,516	\$177,564	\$57,146	32.18%	\$32,095	18.08%	\$62,048	34.94%	\$29,935	16.86%	\$124,078	69.88%	★★★★★
VFW Post 2948 International Falls	International Falls	00071	\$1,140,949	\$883,686	\$257,263	\$142,524	55.40%	\$33,652	13.08%	\$34,468	13.40%	\$57,889	22.50%	\$126,009	48.98%	★★★★★
VFW Post 295 South St. Paul	South St. Paul	00052	\$1,208,609	\$1,017,531	\$191,078	\$105,191	55.05%	\$35,647	18.66%	\$31,692	16.59%	\$29,403	15.39%	\$96,742	50.63%	★★★★★
VFW Post 2980 Ivanhoe	Ivanhoe	01633	\$75,507	\$62,202	\$13,305	\$9,079	68.24%	\$611	4.59%	\$3,915	29.42%	\$2,317	17.41%	\$6,843	51.43%	★★★★★
VFW Post 3289 New York Mills	New York Mills	00401	\$878,935	\$704,098	\$174,837	\$93,123	53.26%	\$24,283	13.89%	\$28,232	16.15%	\$18,271	10.45%	\$70,786	40.49%	★★★★★
VFW Post 363 Fridley	Fridley	00552	\$869,545	\$699,998	\$169,547	\$111,585	65.81%	\$1,561	0.92%	\$27,322	16.11%	\$23,210	13.69%	\$52,094	30.73%	★★★★★
VFW Post 3723 Owatonna	Owatonna	00379	\$657,434	\$524,975	\$132,459	\$74,755	56.44%	\$19,857	14.99%	\$17,836	13.47%	\$19,748	14.91%	\$57,441	43.37%	★★★★★

FY2016 Organization Annual Report Summary

by Organization Name

Organization Name	City	License Number	Gross Receipts	Prizes	Net Receipts	ALLOWABLE EXPENSES		LAWFUL PURPOSE EXPENDITURES						STAR RATING		
						TOTAL	%	Charitable	%	Other	%	Taxes/Fees	%		TOTAL	%
VFW Post 380 Montevideo	Montevideo	00408	\$791,803	\$679,956	\$111,848	\$59,960	53.61%	\$16,694	14.93%	\$15,232	13.62%	\$16,265	14.54%	\$48,190	43.09%	★★★★★
VFW Post 3817 East Grand Forks	East Grand Forks	00523	\$3,705,160	\$3,100,530	\$604,630	\$252,784	41.81%	\$72,003	11.91%	\$53,226	8.80%	\$171,671	28.39%	\$296,900	49.10%	★★★★★
VFW Post 3828 Kennedy	Kennedy	00956	\$196,313	\$166,164	\$30,149	\$11,232	37.25%	\$4,000	13.27%	\$10,507	34.85%	\$4,059	13.46%	\$18,566	61.58%	★★★★★
VFW Post 3839 Jenkins	Pequot Lakes	02259	\$736,084	\$564,828	\$171,257	\$110,067	64.27%	\$10,499	6.13%	\$27,747	16.20%	\$20,735	12.11%	\$58,981	34.44%	★★★★
VFW Post 3915 Brooklyn Park	Brooklyn Park	00632	\$2,991,790	\$2,645,179	\$346,612	\$179,523	51.79%	\$30,518	8.80%	\$53,443	15.42%	\$100,838	29.09%	\$184,799	53.32%	★★★★★
VFW Post 3922 Wadena	Wadena	01724	\$735,382	\$599,046	\$136,336	\$97,547	71.55%	\$20,973	15.38%	\$13,353	9.79%	\$18,795	13.79%	\$53,120	38.96%	★★★★
VFW Post 3964 Ortonville	Ortonville	03141	\$80,342	\$57,928	\$22,414	\$2,760	12.32%	\$4,220	18.83%	\$11,743	52.39%	\$2,497	11.14%	\$18,460	82.36%	★★★★★
VFW Post 3979 Cloquet	Cloquet	00422	\$643,707	\$549,857	\$93,849	\$47,539	50.65%	\$14,000	14.92%	\$19,451	20.73%	\$11,126	11.86%	\$44,576	47.50%	★★★★
VFW Post 4046 Shakopee	Shakopee	00293	\$1,479,670	\$1,248,675	\$230,995	\$120,904	52.34%	\$4,225	1.83%	\$60,690	26.27%	\$46,325	20.05%	\$111,240	48.16%	★★★★
VFW Post 4086 Wabasha	Wabasha	00369	\$886,615	\$708,943	\$177,672	\$82,958	46.69%	\$27,984	15.75%	\$17,005	9.57%	\$31,668	17.82%	\$76,657	43.15%	★★★★
VFW Post 4114 Spring Valley	Spring Valley	00048	\$442,522	\$360,868	\$81,655	\$61,905	75.81%	\$8,872	10.87%	\$8,524	10.44%	\$10,802	13.23%	\$28,198	34.53%	★★★★
VFW Post 4210 Forest Lake	Forest Lake	00272	\$1,370,883	\$1,065,088	\$305,794	\$149,966	49.04%	\$49,637	16.23%	\$65,431	21.40%	\$56,308	18.41%	\$171,375	56.04%	★★★★★
VFW Post 425 Hopkins	Hopkins	00185	\$3,276,806	\$2,824,984	\$451,822	\$205,181	45.41%	\$20,963	4.64%	\$61,576	13.63%	\$138,824	30.73%	\$221,363	48.99%	★★★★
VFW Post 428 St. Cloud	St. Cloud	00813	\$789,484	\$652,666	\$136,818	\$36,639	26.78%	\$9,661	7.06%	\$54,541	39.86%	\$17,635	12.89%	\$81,837	59.81%	★★★★★
VFW Post 4393 Northfield	Northfield	00025	\$867,537	\$675,323	\$192,214	\$78,907	41.05%	\$44,926	23.37%	\$23,366	12.16%	\$28,634	14.90%	\$96,925	50.43%	★★★★★
VFW Post 4452 Cannon Falls	Cannon Falls	00020	\$359,330	\$282,441	\$76,889	\$28,968	37.68%	\$25,461	33.11%	\$7,142	9.29%	\$10,039	13.06%	\$42,642	55.46%	★★★★★
VFW Post 4582 Starbuck	Starbuck	00056	\$1,013,395	\$813,671	\$199,724	\$129,148	64.66%	\$19,872	9.95%	\$19,710	9.87%	\$28,507	14.27%	\$68,089	34.09%	★★★★
VFW Post 4743 Lakefield	Lakefield	00059	\$80,680	\$60,780	\$19,900	\$10,403	52.28%	\$965	4.85%	\$5,194	26.10%	\$2,872	14.43%	\$9,031	45.38%	★★★★
VFW Post 4847 East St. Cloud	St. Cloud	00454	\$983,309	\$775,176	\$208,133	\$109,447	52.59%	\$17,710	8.51%	\$58,070	27.90%	\$31,706	15.23%	\$107,486	51.64%	★★★★★
VFW Post 4930 Warroad	Warroad	05586	\$344,535	\$280,904	\$63,631	\$42,898	67.42%	\$14,019	22.03%	\$351	0.55%	\$7,051	11.08%	\$21,421	33.66%	★★★★
VFW Post 494 Crystal	Crystal	00155	\$3,172,948	\$2,566,521	\$606,427	\$214,658	35.40%	\$25,061	4.13%	\$49,334	8.14%	\$196,769	32.45%	\$271,164	44.71%	★★★★
VFW Post 4955 Appleton	Appleton	00098	\$424,737	\$348,402	\$76,335	\$42,273	55.38%	\$8,507	11.14%	\$19,848	26.00%	\$8,560	11.21%	\$36,915	48.36%	★★★★
VFW Post 5102 Glencoe	Glencoe	00161	\$357,672	\$287,793	\$69,879	\$38,404	54.96%	\$6,312	9.03%	\$18,537	26.53%	\$7,341	10.51%	\$32,189	46.06%	★★★★
VFW Post 5247 Dawson	Dawson	00973	\$75,471	\$54,540	\$20,931	\$18,359	87.71%	\$410	1.96%	\$150	0.72%	\$2,937	14.03%	\$3,497	16.71%	★
VFW Post 5252 Pelican Rapids	Pelican Rapids	02132	\$1,824,002	\$1,541,847	\$282,155	\$197,411	69.97%	\$27,440	9.73%	\$28,686	10.17%	\$60,893	21.58%	\$117,018	41.47%	★★★★
VFW Post 5460 Watkins	Watkins	03052	\$658,953	\$545,193	\$113,760	\$56,326	49.51%	\$24,088	21.17%	\$5,282	4.64%	\$11,618	10.21%	\$40,988	36.03%	★★★★
VFW Post 5462 Waconia	Waconia	00411	\$479,213	\$369,251	\$109,963	\$46,498	42.28%	\$17,153	15.60%	\$17,195	15.64%	\$12,004	10.92%	\$46,352	42.15%	★★★★
VFW Post 5518 Elk River	Elk River	01667	\$1,755,933	\$1,495,624	\$260,309	\$130,027	49.95%	\$45,939	17.65%	\$0	0.00%	\$64,763	24.88%	\$110,702	42.53%	★★★★
VFW Post 5555 Richfield	Richfield	00073	\$1,158,268	\$900,472	\$257,796	\$146,771	56.93%	\$9,569	3.71%	\$58,053	22.52%	\$58,897	22.85%	\$126,519	49.08%	★★★★
VFW Post 5727 Zumbrota	Zumbrota	00018	\$657,271	\$530,307	\$126,964	\$65,360	51.48%	\$16,477	12.98%	\$30,790	24.25%	\$14,845	11.69%	\$62,112	48.92%	★★★★
VFW Post 6031 Arlington	Arlington	00544	\$408,705	\$328,323	\$80,382	\$31,244	38.87%	\$37,988	47.26%	\$302	0.38%	\$9,727	12.10%	\$48,017	59.74%	★★★★★
VFW Post 612 Fergus Falls	Fergus Falls	00162	\$2,154,124	\$1,734,756	\$419,368	\$221,800	52.89%	\$57,418	13.69%	\$39,109	9.33%	\$92,060	21.95%	\$188,587	44.97%	★★★★
VFW Post 6206 Menahga	Menahga	00132	\$566,430	\$457,478	\$108,952	\$51,500	47.27%	\$18,529	17.01%	\$19,525	17.92%	\$12,424	11.40%	\$50,478	46.33%	★★★★
VFW Post 6208 Prior Lake	Prior Lake	00295	\$585,543	\$440,042	\$145,501	\$42,466	29.19%	\$29,332	20.16%	\$55,795	38.35%	\$14,851	10.21%	\$99,978	68.71%	★★★★★

FY2016 Organization Annual Report Summary

by Organization Name

Organization Name	City	License Number	Gross Receipts	Prizes	Net Receipts	ALLOWABLE EXPENSES		LAWFUL PURPOSE EXPENDITURES						STAR RATING		
						TOTAL	%	Charitable	%	Other	%	Taxes/Fees	%		TOTAL	%
VFW Post 6316 Blaine	Blaine	01298	\$2,120,775	\$1,765,640	\$355,135	\$160,987	45.33%	\$9,762	2.75%	\$77,789	21.90%	\$112,811	31.77%	\$200,362	56.42%	★★★★★
VFW Post 6587 Spring Lake Park	Spring Lake Park	00027	\$937,670	\$779,630	\$158,040	\$102,816	65.06%	\$2,323	1.47%	\$25,157	15.92%	\$25,530	16.15%	\$53,010	33.54%	★★★★
VFW Post 6690 Mendota	Mendota	00629	\$1,795,967	\$1,575,030	\$220,937	\$120,098	54.36%	\$11,299	5.11%	\$26,329	11.92%	\$64,783	29.32%	\$102,412	46.35%	★★★★
VFW Post 6992 Sauk Rapids	Sauk Rapids	00424	\$554,849	\$417,762	\$137,088	\$55,215	40.28%	\$35,532	25.92%	\$23,662	17.26%	\$14,318	10.44%	\$73,512	53.62%	★★★★★
VFW Post 7050 Melrose	Melrose	00297	\$159,100	\$132,173	\$26,927	\$15,351	57.01%	\$9,923	36.85%	\$0	0.00%	\$3,263	12.12%	\$13,186	48.97%	★★★★
VFW Post 7051	Golden Valley	00159	\$290,911	\$247,454	\$43,457	\$22,743	52.33%	\$3,783	8.70%	\$0	0.00%	\$16,185	37.24%	\$19,967	45.95%	★★★★
VFW Post 723 Baudette	Baudette	00482	\$628,075	\$543,225	\$84,849	\$30,981	36.51%	\$9,835	11.59%	\$18,090	21.32%	\$9,994	11.78%	\$37,919	44.69%	★★★★
VFW Post 7266 New Auburn	New Auburn	00521	\$119,518	\$87,803	\$31,715	\$26,240	82.74%	\$8,463	26.68%	\$410	1.29%	\$3,772	11.89%	\$12,645	39.87%	★★★★
VFW Post 742	Marshall	01204	\$511,365	\$420,039	\$91,326	\$62,627	68.58%	\$18,480	20.24%	\$0	0.00%	\$8,932	9.78%	\$27,412	30.02%	★★★★
VFW Post 7555 Roseville	Roseville	00017	\$1,319,217	\$1,100,353	\$218,864	\$123,256	56.32%	\$6,121	2.80%	\$58,010	26.50%	\$52,643	24.05%	\$116,773	53.35%	★★★★★
VFW Post 7662 Farmington	Farmington	00053	\$401,135	\$327,526	\$73,609	\$42,622	57.90%	\$7,462	10.14%	\$17,563	23.86%	\$7,796	10.59%	\$32,820	44.59%	★★★★
VFW Post 7902 Osakis	Osakis	00375	\$2,376,601	\$2,018,605	\$357,996	\$183,849	51.36%	\$35,286	9.86%	\$31,017	8.66%	\$75,822	21.18%	\$142,124	39.70%	★★★★
VFW Post 8144 Hoyt Lakes	Hoyt Lakes	00388	\$175,807	\$156,433	\$19,374	\$10,455	53.97%	\$653	3.37%	\$1,706	8.81%	\$2,994	15.46%	\$5,354	27.63%	★★★
VFW Post 8508 Akeley	Akeley	01308	\$368,590	\$285,643	\$82,947	\$53,301	64.26%	\$14,185	17.10%	\$11,946	14.40%	\$8,072	9.73%	\$34,203	41.23%	★★★★
VFW Post 8663 Roseau	Roseau	00014	\$483,191	\$370,977	\$112,213	\$63,145	56.27%	\$15,657	13.95%	\$11,995	10.69%	\$16,070	14.32%	\$43,722	38.96%	★★★★
VFW Post 8729 Lake City	Lake City	00204	\$503,958	\$409,360	\$94,598	\$29,782	31.48%	\$8,191	8.66%	\$47,241	49.94%	\$10,970	11.60%	\$66,402	70.19%	★★★★★
VFW Post 8731 Monticello	Monticello	00357	\$4,510,735	\$3,879,093	\$631,642	\$266,331	42.16%	\$33,451	5.30%	\$189,974	30.08%	\$189,831	30.05%	\$413,256	65.43%	★★★★★
VFW Post 8752 Cottage Grove	Cottage Grove	00158	\$1,125,707	\$954,186	\$171,521	\$93,259	54.37%	\$14,434	8.42%	\$32,952	19.21%	\$27,500	16.03%	\$74,886	43.66%	★★★★
VFW Post 906 Hutchinson	Hutchinson	00125	\$2,072,517	\$1,713,799	\$358,718	\$169,546	47.26%	\$34,088	9.50%	\$81,690	22.77%	\$81,723	22.78%	\$197,501	55.06%	★★★★★
VFW Post 9073 Randall	Randall	00166	\$163,522	\$127,480	\$36,042	\$16,446	45.63%	\$12,511	34.71%	\$5,052	14.02%	\$4,358	12.09%	\$21,922	60.82%	★★★★★
VFW Post 936 Alexandria	Alexandria	00042	\$2,655,232	\$2,284,280	\$370,952	\$156,816	42.27%	\$64,659	17.43%	\$43,568	11.75%	\$96,558	26.03%	\$204,785	55.21%	★★★★★
VFW Post 9433 Rosemount	Rosemount	00187	\$861,379	\$724,861	\$136,518	\$71,002	52.01%	\$19,265	14.11%	\$19,323	14.15%	\$20,639	15.12%	\$59,226	43.38%	★★★★
VFW Post 9625 Coon Rapids	Coon Rapids	00009	\$1,663,495	\$1,416,410	\$247,085	\$110,978	44.91%	\$33,777	13.67%	\$54,489	22.05%	\$52,065	21.07%	\$140,330	56.79%	★★★★★
VFW Post 9641 Littlefork	Littlefork	00072	\$187,444	\$146,723	\$40,720	\$18,285	44.90%	\$10,696	26.27%	\$8,800	21.61%	\$6,140	15.08%	\$25,636	62.96%	★★★★★
VFW Post 9713 Mankato	Mankato	00038	\$590,554	\$497,169	\$93,385	\$47,873	51.26%	\$100	0.11%	\$31,242	33.46%	\$14,640	15.68%	\$45,982	49.24%	★★★★
Victoria Lions Club	Victoria	04246	\$1,628,661	\$1,334,507	\$294,154	\$115,899	39.40%	\$81,819	27.82%	\$0	0.00%	\$75,511	25.67%	\$157,330	53.49%	★★★★★
Vietnam Veterans of America Chapter	South St. Paul	05497	\$540,782	\$444,675	\$96,107	\$56,543	58.83%	\$29,199	30.38%	\$1,200	1.25%	\$9,189	9.56%	\$39,588	41.19%	★★★★
Village of Franklin Firemen's Relief	Franklin	04852	\$89,272	\$68,989	\$20,283	\$12,881	63.51%	\$4,700	23.17%	\$0	0.00%	\$2,492	12.29%	\$7,192	35.46%	★★★★
Villard Firemen's Relief Association	Villard	02260	\$428,088	\$344,295	\$83,793	\$39,031	46.58%	\$43,608	52.04%	\$0	0.00%	\$8,830	10.54%	\$52,438	62.58%	★★★★★
Voyageur Trail Society	Crane Lake	04453	\$1,021,752	\$833,302	\$188,450	\$115,896	61.50%	\$43,300	22.98%	\$0	0.00%	\$32,899	17.46%	\$76,199	40.43%	★★★★
Wabasha Fire Relief	Wabasha	04243	\$86,997	\$69,878	\$17,119	\$10,627	62.08%	\$4,023	23.50%	\$0	0.00%	\$2,284	13.34%	\$6,307	36.84%	★★★★
Wabasso Lions Club	Wabasso	02013	\$134,302	\$95,269	\$39,033	\$15,531	39.79%	\$15,850	40.61%	\$0	0.00%	\$4,432	11.36%	\$20,282	51.96%	★★★★★
Waconia Fire Relief Assoc	Waconia	02775	\$579,991	\$463,568	\$116,423	\$58,820	50.52%	\$35,033	30.09%	\$0	0.00%	\$15,103	12.97%	\$50,136	43.06%	★★★★
Waldorf Firemen's Relief Assoc	Waldorf	02321	\$116,901	\$89,535	\$27,366	\$19,754	72.18%	\$8,100	29.60%	\$0	0.00%	\$3,383	12.36%	\$11,483	41.96%	★★★★

FY2016 Organization Annual Report Summary

by Organization Name

Organization Name	City	License Number	Gross Receipts	Prizes	Net Receipts	ALLOWABLE EXPENSES		LAWFUL PURPOSE EXPENDITURES						STAR RATING		
						TOTAL	%	Charitable	%	Other	%	Taxes/Fees	%		TOTAL	%
Walnut Grove Area Loggers	Walnut Grove	36713	\$188,476	\$144,551	\$43,925	\$14,516	33.05%	\$18,009	41.00%	\$0	0.00%	\$6,790	15.46%	\$24,800	56.46%	★★★★★
Wanamingo Firefighters Relief Assoc	Wanamingo	05278	\$166,203	\$132,025	\$34,178	\$19,874	58.15%	\$7,389	21.62%	\$0	0.00%	\$4,097	11.99%	\$11,486	33.61%	★★★★
Warren Pony Sports Booster Club	Warren	02599	\$2,034,322	\$1,730,205	\$304,117	\$117,724	38.71%	\$108,900	35.81%	\$750	0.25%	\$77,769	25.57%	\$187,419	61.63%	★★★★★
Warrior Club Inc.	Winona	03711	\$1,178,917	\$981,629	\$197,288	\$81,680	41.40%	\$76,692	38.87%	\$0	0.00%	\$34,192	17.33%	\$110,885	56.20%	★★★★★
Warroad Area Community Center	Warroad	02889	\$290,420	\$241,081	\$49,339	\$26,452	53.61%	\$15,500	31.42%	\$0	0.00%	\$5,889	11.94%	\$21,389	43.35%	★★★★
Waseca Hockey Association	Waseca	02258	\$2,684,483	\$2,174,313	\$510,171	\$252,893	49.57%	\$98,830	19.37%	\$0	0.00%	\$139,856	27.41%	\$238,686	46.79%	★★★★★
Waseca Sleigh And Cutter Festival As	Waseca	33569	\$890,865	\$725,063	\$165,802	\$91,487	55.18%	\$30,988	18.69%	\$0	0.00%	\$19,932	12.02%	\$50,920	30.71%	★★★★
Washburn Amateur Hockey Assoc	Minneapolis	02994	\$2,427,447	\$1,898,530	\$528,917	\$343,631	64.97%	\$25,000	4.73%	\$0	0.00%	\$180,203	34.07%	\$205,203	38.80%	★★★★
Waterford Warriors Snowmobile Club	Northfield	04987	\$688,188	\$583,421	\$104,767	\$72,426	69.13%	\$31,786	30.34%	\$0	0.00%	\$14,468	13.81%	\$46,254	44.15%	★★★★
Watertown Lions Club	Watertown	01473	\$745,042	\$632,097	\$112,945	\$52,259	46.27%	\$48,156	42.64%	\$0	0.00%	\$12,693	11.24%	\$60,849	53.88%	★★★★★
Waterville Lions Club	Waterville	02108	\$871,804	\$678,062	\$193,742	\$113,795	58.74%	\$59,066	30.49%	\$0	0.00%	\$31,973	16.50%	\$91,039	46.99%	★★★★★
Watkins Baseball Club	Watkins	47010	\$76,279	\$61,376	\$14,902	\$6,838	45.89%	\$0	0.00%	\$9,029	60.59%	\$2,033	13.64%	\$11,062	74.23%	★★★★★
Watkins Lions Club	Watkins	01608	\$599,674	\$506,442	\$93,232	\$49,566	53.16%	\$34,588	37.10%	\$100	0.11%	\$13,594	14.58%	\$48,282	51.79%	★★★★★
Waverly Lions Club	Waverly	02508	\$412,537	\$336,248	\$76,289	\$38,485	50.45%	\$28,228	37.00%	\$0	0.00%	\$7,870	10.32%	\$36,098	47.32%	★★★★
Wayzata Lions Club	Wayzata	02789	\$2,863,406	\$2,477,336	\$386,070	\$168,658	43.69%	\$121,300	31.42%	\$0	0.00%	\$108,033	27.98%	\$229,333	59.40%	★★★★★
Webster Sports & Recreation Associa	Webster	01797	\$84,579	\$65,682	\$18,897	\$10,285	54.43%	\$3,900	20.64%	\$0	0.00%	\$2,323	12.29%	\$6,223	32.93%	★★★★
Wells Creek Riders Snowmobile Club	Lake City	05333	\$132,543	\$99,429	\$33,114	\$19,420	58.64%	\$4,818	14.55%	\$0	0.00%	\$6,917	20.89%	\$11,735	35.44%	★★★★
West Concord Historical Society	West Concord	05622	\$128,290	\$101,540	\$26,750	\$15,517	58.01%	\$6,000	22.43%	\$0	0.00%	\$2,241	8.38%	\$8,241	30.81%	★★★★
West Metro Fire Rescue District Firefig	Crystal	03272	\$5,245,523	\$4,371,411	\$874,112	\$474,742	54.31%	\$149,488	17.10%	\$0	0.00%	\$259,171	29.65%	\$408,659	46.75%	★★★★★
West St. Paul Commercial Club	West St. Paul	01042	\$2,270,680	\$1,866,499	\$404,181	\$204,214	50.53%	\$51,155	12.66%	\$0	0.00%	\$122,956	30.42%	\$174,111	43.08%	★★★★★
Westbrook Firemen's Relief Assoc	Westbrook	03444	\$542,283	\$458,964	\$83,319	\$48,532	58.25%	\$21,500	25.80%	\$0	0.00%	\$9,524	11.43%	\$31,024	37.23%	★★★★
White Bear Avenue Business Associa	North St. Paul	04785	\$1,417,084	\$1,203,396	\$213,688	\$144,812	67.77%	\$21,628	10.12%	\$0	0.00%	\$47,158	22.07%	\$68,787	32.19%	★★★★
White Bear Lake Area Hockey Assoc	White Bear Lake	03111	\$12,806,347	\$10,880,855	\$1,925,492	\$1,021,002	53.03%	\$133,412	6.93%	\$0	0.00%	\$686,695	35.66%	\$820,107	42.59%	★★★★★
White Bear Lake Basketball Assoc	White Bear Lake	04934	\$270,082	\$210,015	\$60,067	\$36,365	60.54%	\$14,000	23.31%	\$0	0.00%	\$7,459	12.42%	\$21,459	35.73%	★★★★
White Bear Lake Lions Club	White Bear Lake	02378	\$3,576,675	\$3,024,262	\$552,413	\$297,014	53.77%	\$76,937	13.93%	\$0	0.00%	\$178,013	32.22%	\$254,950	46.15%	★★★★★
Whitewater Trailblazers Snowmobile C	St. Charles	05041	\$186,794	\$148,928	\$37,867	\$19,045	50.29%	\$8,101	21.39%	\$0	0.00%	\$5,260	13.89%	\$13,361	35.28%	★★★★
Wildlife Habitat Conservation Society	Hutchinson	03534	\$987,479	\$845,628	\$141,851	\$83,648	58.97%	\$38,692	27.28%	\$0	0.00%	\$22,326	15.74%	\$61,018	43.02%	★★★★★
Wildwood Lions Club	White Bear Lake	36196	\$2,034,949	\$1,650,999	\$383,950	\$186,844	48.66%	\$88,479	23.04%	\$0	0.00%	\$102,018	26.57%	\$190,497	49.62%	★★★★★
Willow River Commercial Club	Willow River	02353	\$218,893	\$185,067	\$33,826	\$21,797	64.44%	\$11,908	35.20%	\$0	0.00%	\$4,127	12.20%	\$16,035	47.40%	★★★★
Winsted Volunteer Fire Dept Relief As	Winsted	03088	\$1,068,644	\$887,484	\$181,160	\$96,750	53.41%	\$54,736	30.21%	\$0	0.00%	\$29,486	16.28%	\$84,223	46.49%	★★★★★
Winthrop Honor Guard	Winthrop	36034	\$488,500	\$381,588	\$106,912	\$52,953	49.53%	\$29,665	27.75%	\$739	0.69%	\$11,189	10.47%	\$41,593	38.90%	★★★★
Wolf Lake Lions Club	Wolf Lake	01807	\$771,258	\$634,574	\$136,684	\$90,910	66.51%	\$23,108	16.91%	\$0	0.00%	\$19,501	14.27%	\$42,609	31.17%	★★★★
Wolf Lake Wolf Pack Baseball Inc	Menahga	02516	\$1,596,322	\$1,288,369	\$307,953	\$196,148	63.69%	\$58,227	18.91%	\$0	0.00%	\$79,164	25.71%	\$137,391	44.61%	★★★★★
Wood City Riders Snowmobile Club	Cloquet	05353	\$901,255	\$710,172	\$191,083	\$75,372	39.44%	\$76,900	40.24%	\$0	0.00%	\$31,688	16.58%	\$108,588	56.83%	★★★★★

FY2016 Organization Annual Report Summary

by Organization Name

Organization Name	City	License Number	Gross Receipts	Prizes	Net Receipts	ALLOWABLE EXPENSES		LAWFUL PURPOSE EXPENDITURES						STAR RATING		
						TOTAL	%	Charitable	%	Other	%	Taxes/Fees	%		TOTAL	%
Woodbury Area Hockey Club	Woodbury	03029	\$1,567,363	\$1,270,071	\$297,292	\$133,498	44.90%	\$76,780	25.83%	\$0	0.00%	\$71,818	24.16%	\$148,598	49.98%	★★★★★
Woodbury Athletic Assoc	Woodbury	02274	\$3,638,141	\$3,046,346	\$591,795	\$243,758	41.19%	\$128,530	21.72%	\$20,000	3.38%	\$170,036	28.73%	\$318,566	53.83%	★★★★★
Worthington Hockey Assoc	Reading	03054	\$238,249	\$153,839	\$84,410	\$25,068	29.70%	\$41,276	48.90%	\$7,712	9.14%	\$8,923	10.57%	\$57,911	68.61%	★★★★★
Worthington Optimist Club	Worthington	02207	\$576,613	\$479,628	\$96,985	\$52,860	54.50%	\$22,946	23.66%	\$0	0.00%	\$11,010	11.35%	\$33,957	35.01%	★★★☆☆
Zimmerman Fire Department Relief Ass	Zimmerman	02221	\$6,981,167	\$5,918,778	\$1,062,389	\$480,527	45.23%	\$240,272	22.62%	-\$500	-0.05%	\$340,269	32.03%	\$580,041	54.60%	★★★★★
Zumbro Falls Fire Dept Relief Assoc	Zumbro Falls	02850	\$328,964	\$268,325	\$60,638	\$28,810	47.51%	\$32,700	53.93%	\$0	0.00%	\$5,770	9.52%	\$38,470	63.44%	★★★★★
TOTALS			\$1,518,075,802	\$1,267,955,661	\$250,040,969	\$124,942,638	49.97%	\$51,647,097	20.66%	\$10,376,305	4.15%	\$60,610,887	24.24%	\$122,634,291	49.05%	★★★★★