

**Board of Architecture,
Engineering, Land Surveying,
Landscape Architecture,
Geoscience and Interior Design**

2014-2016 Biennial Report

Submitted to the Governor and Minnesota State Legislature
In compliance with Minnesota Statute section 214.07 Subdivision 1

This document is made available electronically by the Minnesota Legislative Reference Library
as part of an ongoing digital archiving project. <http://www.leg.state.mn.us/lrl/lrl.asp>




Table of Contents

| | |
|---|----|
| Executive Summary | 2 |
| About the Board | 2 |
| Board Meetings | 3 |
| Examinations/Licensure/Renewals | 3 |
| Verification of Credentials | 3 |
| Continuing Education and Audits | 4 |
| Strategic Planning | 4 |
| Outreach | 4 |
| Budget | 6 |
| Board Members | 7 |
| Board Staff | 9 |
| Licensees and Certificate Holders | 10 |
| Rule Writing | 11 |
| Examinations | 12 |
| Architecture Exams and Licensure | 13 |
| Professional Engineering Exams and Licensure | 15 |
| Land Surveying Exams and Licensure | 21 |
| Landscape Architecture Exams and Licensure | 25 |
| Professional Geology Exams and Licensure | 27 |
| Professional Soil Science Exams and Licensure | 31 |
| Certified Interior Design Exams and Certification | 33 |
| Enforcement | 34 |
| Public Orders Issued | 35 |
| Appendix | 37 |

Executive Summary

About the Board

The Board was created in 1921 to regulate the practice of architecture, professional engineering and land surveying. In 1976, the practice of landscape architecture was added to the Board's jurisdiction. The title act for Certified Interior Design in 1992 and the practice of geology and soil science (geoscience) in 1995 were added to the Board.



Mission

The Board regulates the professions and enforces the statutes and rules in order to protect the health, safety and welfare of the public. We ensure that individuals meet the education, examination and experience standards for licensure or certification and maintain their records in good standing. We take disciplinary action against those who violate the statutes, rules and standards governing the practice of the professions.

Board Membership

The full Board consists of 21 members appointed by the Governor to four-year terms.

- | | |
|----------------------------|----------------------------------|
| ❖ 5 public members | ❖ 2 landscape architects |
| ❖ 3 architects | ❖ 1 professional geologist |
| ❖ 5 professional engineers | ❖ 1 professional soil scientist |
| ❖ 2 land surveyors | ❖ 2 certified interior designers |

Committees and Sections

Committee work keeps issues moving in a timely and efficient manner. Each member serves on one of the following committees:

- ❖ **Credentialing Committee:** Licensure/certification and examination issues, continuing education, outreach
- ❖ **Complaint Committee:** Enforcement of statutes and rules
- ❖ **Rules Committee:** Amendments to statutes and rules



Board members are also divided into Sections which meet to discuss issues pertinent to the professions in that section.

- ❖ Architects, Landscape Architects and Certified Interior Designers (ALACID)
- ❖ Professional Engineers, Land Surveyors and Geoscientists (ELSGEO)
- ❖ Public members are divided between the two Sections

The full Board ratifies all actions recommended by the Committees and Sections.

Executive Summary

| Number of Meetings Held | |
|-------------------------|----|
| Full Board | 12 |
| Credentialing Committee | 8 |
| Rules Committee | 7 |
| Complaint Committee | 15 |
| Executive Committee | 12 |
| ALACID Section | 10 |
| ELSGEO Section | 11 |


Board Meetings

The full Board meets approximately once every two months to conduct business. Board, Committee and Section meetings are open to the public. Complaint Committee meetings are closed. The meeting schedule is set for the upcoming year each fall and is posted on the Board's website.

Meeting minutes are posted on the website after they are approved by the Board.

Examinations

The Board evaluates the credentials of applicants for examination by identifying those who meet the education and experience requirements set forth in statute and rule. In FY15 and FY16, the Board evaluated 2,470 applications to take an examination. Applicants for landscape architecture and certified interior design examinations apply directly to their respective national councils for approval to take their exams. Those individuals apply to the Board for licensure or certification following successful completion of the examination.



Licensure, Certification and Renewals

During the FY15 and FY16 reporting period, the Board evaluated 1,410 applications for licensure or certification and issued a total of 1,898 new licenses and certificates. All licenses and certificates expire on June 30 of even-numbered years. In May and June of 2016, the Board renewed 17,547 licenses and certificates for the period of July 1, 2016 through June 30, 2018.

Verifications of Examination and Licensure

The Board staff processes approximately 1,500 verification requests from examinees, licensees and certificate holders each year. These individuals are applying for licensure in another state or are establishing a national council record and must have verification of their examination and/or licensure data from each state. The verifications include examination results, licensure history and disciplinary action.

Executive Summary

Continuing Education and Audits

Licensees and certificate holders are required to complete and report 24 hours of continuing education every two years, including two hours in professional ethics. Individuals complete an affidavit with their application for license/certificate renewal affirming completion of the continuing education. The Board conducts random audits and requires selected individuals to substantiate the number of hours they reported by submitting documentation of their courses and activities. Disciplinary action may be taken against those found to have falsely reported continuing education. The Board audited the continuing education of 187 licensees and certificate holders plus 1/3 of the Board members in the fall of 2014. Three licenses were suspended for failure to substantiate reported continuing education.

Enforcement

The Board investigated and closed 120 complaints alleging violations of the Board's statutes and rules and issued 24 public orders (including the three orders issued as a result of the continuing education audit). A total of 103 new complaints were filed during FY15 and FY16.



Budget

Application and licensure fees are set by the legislature to cover the Board's direct and indirect costs. The Board collects these fees and deposits them into the state's General Fund. The biennial budget is comprised of legislative appropriations from the General Fund.

Strategic Planning

The Board periodically undertakes strategic planning to ensure the organization is prepared to adapt and respond to changes impacting its core mission, including technologic changes, changes in education and examination requirements for applicants and the changing needs of the public. During this past biennium, the Board updated its mission and vision statements and identified three strategies on which to focus:

- ❖ Leverage education, outreach, and technology to encourage licensure and improve the path to and through licensure.
- ❖ Increase understanding and utilization of the enforcement program by licensees and the public.
- ❖ Increase Board proactivity and preparedness through education, technology, and diversity efforts.

Outreach

Board members and staff provide educational outreach to groups including: citizens, legislators, building officials, fire marshals, other state agencies, professional organizations, schools and national councils. Topics typically include the value of licensure and the process to become licensed, enforcement and continuing education. During FY15 and FY16, Board members and staff gave 24 presentations to interested parties.

Executive Summary

The Board also publishes a newsletter which includes all enforcement actions, rulemaking activities, renewal information and other issues pertinent to the public and the professions. The Board's website is a valuable resource for finding information about the Board and its activities. Individuals may download applications for examination, licensure and certification, view disciplinary actions, file complaints, renew licenses and certificates and search for licensees and certificate holders.

National Councils

The National Councils are organizations made up of member boards from each jurisdiction and are dedicated to the advancement of the professions they represent. Each Council develops, administers and scores the examinations used for licensure in the United States. Each examination question is developed and tested over several exam administrations to create valid and reliable, psychometrically defensible examinations. The Councils facilitate professional mobility and promote uniformity of the U.S. licensure processes and help protect the public health, safety and welfare by leading the regulation of the various professions.

The Minnesota Board is a voting member and active participate in each of these Councils:



Budget

Fiscal Year 2015

Appropriation: \$774,000

Revenue Generated: \$682,618

Fiscal Year 2016

Appropriation: \$784,000

Revenue Generated*: \$2,199,266

*Revenue is significantly higher in Fiscal Year 2016 because licensees and certificate holders are required to renew by June 30 of even-numbered years.

Expenditures

Administration: 75% of budget

- Staff salaries
- Office space
- Supplies and equipment
- Other costs

Enforcement: 8% of budget

- Investigator salary
- Enforcement of regulated professions
- Statute and rule modifications

Outreach/Education: 7% of budget

- Education of public and licensees on requirements of competent practice
- Education of students on licensure process
- Communications (newsletters, postcards, website)

Credentialing: 10% of budget

- National Council membership and participation
- Board member per diems
- Examinations

Revenue

The Board generates non-dedicated revenue from the following:

- Application fees
- License fees
- Certificate fees
- Renewal fees
- Late fees

The fees are set by the legislature to cover all direct and indirect costs for the Board and are deposited in the State's General Fund.

The Board also deposits all fines and civil penalties into the state's General Fund.

Appropriations

In order to conduct business, the Board receives appropriations from the state's General Fund.

Expenditures include:

- Administration
- Enforcement
- Outreach/Education
- Credentialing

Board Members

During FY15 and FY16, Board members spent a total of **5,602 hours** on Board business including: attendance at Board meetings, review of applicant credentials, enforcement, education, legislation, and representing Minnesota on national committees.



Peter Miller
Professional Soil Scientist
Maple Grove, MN

Appointed: 4-12-2010
Reappointed: 4-7-2013
Term Ends: 1-2-2017

Board Chair

FY 15 Committee: Credentialing
FY 16 Committee: Complaint
ELSGEO Section
Total Hours: 200



Robert Gunderson
Landscape Architect
Burnsville, MN

Appointed: 6-25-2012
Reappointed: 3-9-2016
Term Ends: 1-6-2020

Board Vice Chair

FY 15 Committee: Complaint
FY 16 Committee: Complaint
ALACID Section
Total Hours: 333



Terry Groshong
Architect
Duluth, MN

Appointed: 4-12-2010
Reappointed: 4-7-2013
Term Ends: 1-2-2017

Board Secretary

FY 15 Committee: Complaint
FY 16 Committee: Complaint
ALACID Section
Total Hours: 673



Dennis Martenson
Professional Engineer
Medina, MN

Appointed: 6-25-2012
Reappointed: 3-17-2015
Term Ends: 1-7-2019

Board Treasurer

FY 15 Committee: Rules
FY 16 Committee: Rules
ELSGEO Section
Total Hours: 287.5



Mary Deeg
Certified Interior Designer
Minneapolis, MN

Appointed: 5-11-2009
Reappointed: 4-7-2013
Term Ends: 1-2-2017

Immediate Past Chair

FY 15 Committee: Credentialing
FY 16 Committee: Credentialing
ALACID Section
Total Hours: 149.5



Tanya Digiovanni
Public Member
Breezy Point, MN

Appointed: 4-7-2013
Term Ends: 1-2-2017

FY 15 Committee: Credentialing
FY 16 Committee: Credentialing
ALACID Section
Total Hours: 231.5



David Fisher, CBO
Public Member
Maple Grove, MN

Appointed: 5-11-2009
Reappointed: 4-7-2013
Term Ends: 1-2-2017

FY 15 Committee: Complaint
FY 16 Committee: Rules
ELSGEO Section
Total Hours: 159.5



James Grube
Professional Engineer
Plymouth, MN

Appointed: 5-11-2009
Reappointed: 4-7-2013
Term Ends: 1-2-2017

FY 15 Committee: Credentialing
FY 16 Committee: Complaint
ELSGEO Section
Total Hours: 207.5



Darcy Hield
Certified Interior Designer
Edina, MN

Appointed: 3-9-2016
Term Ends: 1-6-2020

FY 16 Committee: Credentialing
ALACID Section
Total Hours: 11.5

*Replaced **Lyn Berglund** (135.5 hours)*



Wayne Hilbert
Architect
Minneapolis, MN

Appointed: 4-7-2013
Term Ends: 1-2-2017

FY 15 Committee: Credentialing
FY 16 Committee: Credentialing
ALACID Section
Total Hours: 522

Board Members



Nirmal Jain
Professional Engineer
Maple Grove, MN

Appointed: 6-30-2014
Term Ends: 1-1-2018

FY 15 Committee: Credentialing
FY 16 Committee: Credentialing
ELSGEO Section
Total Hours: 297



David Krech
Professional Engineer
Duluth, MN

Appointed: 4-12-2010
Reappointed: 6-30-2014
Term Ends: 1-1-2018

FY 15 Committee: Complaint
FY 16 Committee: Rules
ELSGEO Section
Total Hours: 295



William Kuretsky, JD
Public Member
Minnetonka, MN

Appointed: 6-30-2011
Reappointed: 3-7-2015
Term Ends: 1-7-2019

FY 15 Committee: Rules
FY 16 Committee: Rules
ELSGEO Section
Total Hours: 85.5



Robin Mathews
Land Surveyor
Pine City, MN

Appointed: 3-17-2015
Term Ends: 1-7-2019

FY 15 Committee: Complaint
FY 16 Committee: Complaint
ELSGEO Section
Total Hours: 477.5

Replaced Lisa Hanni (111.5 hours)



Daniel Murphy
Professional Engineer
Apple Valley, MN

Appointed: 6-25-2012
Reappointed: 3-9-2016
Term Ends: 1-6-2020

FY 15 Committee: Rules
FY 16 Committee: Rules
ELSGEO Section
Total Hours: 145.5



Meg Parsons
Architect
Minneapolis, MN

Appointed: 3-9-2016
Term Ends: 1-6-2020

FY 16 Committee: Rules
ALACID Section
Total Hours: 20

Replaced Paul May (424.5 hours)



Carl Peterson, CPA
Public Member
Rosemount, MN

Appointed: 5-11-2009
Reappointed: 4-7-2013
Term Ends: 1-2-2017

FY 15 Committee: Credentialing
FY 16 Committee: Credentialing
ALACID Section
Total Hours: 100



Marjorie Pitz
Landscape Architect
Minneapolis, MN

Appointed: 4-12-2010
Reappointed: 6-30-2014
Term Ends: 1-1-2018

FY 15 Committee: Rules
FY 16 Committee: Rules
ALACID Section
Total Hours: 187



Keith Rapp
Professional Geologist
Woodbury, MN

Appointed: 3-17-2015
Term Ends: 1-7-2019

FY 16 Committee: Credentialing
ELSGEO Section
Total Hours: 136

Replaced Bruce Johnson (95 hours)



John Swanson
Fire Marshal
Public Member
Lakeville, MN

Appointed: 4-7-2013
Term Ends: 1-2-2017

FY 15 Committee: Rules
FY 16 Committee: Credentialing
ALACID Section
Total Hours: 65



Paul Vogel
Land Surveyor
Duluth, MN

Appointed: 3-9-2016
Term Ends: 1-6-2020

FY 16 Committee: Credentialing
ELSGEO Section
Total Hours: 17.5

Replaced David Landecker (234.5 hours)

Board Staff

The Board office operates with seven (7) employees who prepare applications for examination and licensure for Board member review, issue initial licenses and certificates, verify examination and licensure data, investigate complaints and participate in legislative and rule writing initiatives. Every two years, the staff renews over 17,000 licenses and certificates in addition to their regular responsibilities.



Over the last two years, the following individuals have been employed by the Board:

| NAME | JOB CLASSIFICATION | STATUS | DATES OF SERVICE | |
|--------------------|---|--------|------------------|---------|
| | | | START | END |
| Doreen Frost | Executive Director | .50 | 5-8-96 | |
| Andrea Barker | State Program Administrator Supervisor Senior | .90 | 6-16-99 | |
| Lynette DuFresne | State Program Administrator Intermediate | FT | 2-6-06 | |
| Laurie Nistl | Office and Administrative Specialist - Intermediate | FT | 7-16-12 | |
| Allison Desmond | Office and Administrative Specialist - Intermediate | FT | 8-5-14 | |
| Leama Sather | Office and Administrative Specialist - Intermediate | FT | 11-20-14 | |
| Susan Lick | Office and Administrative Specialist - Intermediate | FT | 11-2-15 | |
| FORMER STAFF | | | | |
| Katherine Berg | Office and Administrative Specialist - Intermediate | FT | 12-17-12 | 8-4-15 |
| Cora Lutz | Office and Administrative Specialist - Intermediate | FT | 1-22-14 | 9-3-14 |
| Joel Schram | Student Worker | TEMP | 5-12-14 | 8-4-14 |
| Austen Fisher | Student Worker | TEMP | 5-19-14 | 8-11-14 |
| Emma Hoche-Mathews | Student Worker | TEMP | 12-28-15 | 1-14-16 |
| Michael Cavallo | Student Worker | TEMP | 5-31-16 | 8-16-16 |
| Madeline Reed | Student Worker | TEMP | 6-1-16 | 8-5-16 |

Licensure and Certification

The Board evaluates the credentials of applicants for initial licensure or certification to ensure that education, experience and examination requirements have been met. Additionally, every two years, the Board renews the licenses and certificates of those who submit an application for renewal and report that they have obtained the required 24 professional development hours, including 2 hours in professional ethics. All licenses and certificates expire on June 30 of even-numbered years. Applications for renewal received after July 1 are considered late and are assessed a late renewal fee.

Fiscal Year 2015

New Licenses Issued: 995

New Certificates Issued: 14

Late Renewals (2014-16 period): 1,489

Fiscal Year 2016

New Licenses Issued: 875

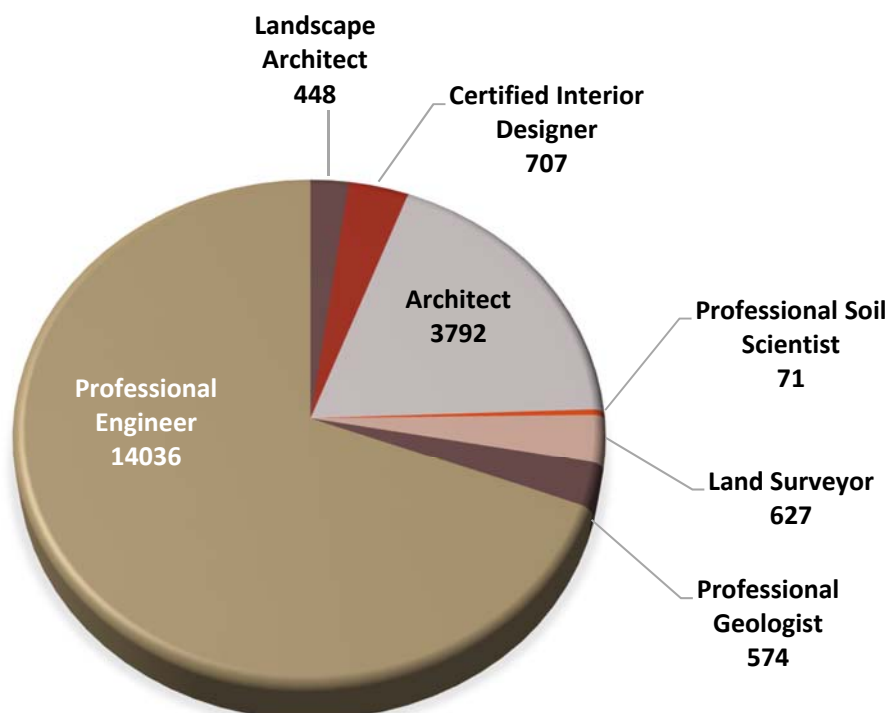
New Certificates Issued: 14

Late Renewals (2014-16 period): 111

Renewals (2016-18 period): 17,547

Number of Licensees and Certificate Holders on June 30, 2016

Total: 20,255



Rule Writing

The Board adopted one rule package during the biennium. The Notice of Adoption was published in the State Register (40 SR 431) on October 12, 2015 and the rules were effective on October 19, 2015.



Adopted Permanent Rules

During the 2014 Legislative Session, the Legislature mandated that each licensing Board establish a procedure by which certain qualifying military personnel could obtain a temporary license or certificate. The Board's rule package included language allowing active duty military members, their spouses, and military members who have received an honorable or general discharge within two years of application for licensure/certification to obtain a temporary license or certificate to practice for up to six months while completing the full application process. During the temporary

license/certificate period, the individual must complete the "normal" application process and provide documentation of the education, examination and experience required for licensure or certification in Minnesota. If the Board finds that the applicant does not meet the minimum requirements for licensure or certification, the temporary license expires and the applicant cannot continue to practice.

This rule package also included housekeeping modifications to language that the Board identified as outdated or confusing. These modifications did not make any substantive changes to the requirements for application, licensure or certification, but rather removed obsolete language, updated references to other statutes and rules, and updated the name of the "National Council for Interior Designer Qualification ('NCIDQ') to the "Council for Interior Designer Qualification ('CIDQ') throughout Chapter 1800.

Additional Rulemaking Activities

The Board published a Request for Comments in the State Register (40 SR 1555) on May 23, 2016 for its next rule package (Revisor ID #R-4374). The Board is considering rule amendments to:

- Update definitions and add new definitions;
- Require that examinees abide by the exam administrator's published examination policies and procedures and outline the possible consequences of not complying;
- Change procedures for submitting applications for examination, licensure and temporary permits;
- Update and clarify education and experience requirements for all professions regulated by the Board;
- Clarify which documents must be certified and signed by design professionals;
- Allow electronic certifications and signatures;
- Allow more than one licensee to certify and sign a document;
- Create rules regarding succession and revisions to certified documents;
- Delineate grounds for disciplinary action under MN Statute §326.111; and
- Make housekeeping modifications (non-substantive, clerical or grammatical changes).

The Board intends to complete the rulemaking process and adopt these rules in FY18.

Examinations

The Board evaluates the education and experience of applicants for admission to examinations required for licensure. Many of the national examinations have been converted to computer-based exams increasing the opportunities for candidates to sit for the examinations. Paper-and-pencil examinations are administered two times per year. The Board proctors the examinations for geology and soil science. All other examinations are proctored by the various National Councils to applicants who have completed the education and experience requirements.

The following examinations were available to exam candidates during the last biennium:

| | |
|---|--|
| Architect Registration Exam | <ul style="list-style-type: none"> • Computer-based examination (Prometric Test Centers) • Various examination dates |
| Fundamentals of Engineering | <ul style="list-style-type: none"> • Computer-based examination (Pearson-Vue Test Centers) • Various examination dates |
| Principles and Practice of Engineering | <ul style="list-style-type: none"> • Paper and pencil examination (Minneapolis, MN) • October 2014, April 2015, October 2015, April 2016 |
| Fundamentals of Surveying | <ul style="list-style-type: none"> • Computer-based examination (Pearson-Vue Test Centers) • Various examination dates |
| Principles and Practice of Surveying | <ul style="list-style-type: none"> • Paper and pencil examination (Minneapolis, MN) • October 2014, April 2015, October 2015, April 2016 |
| Minnesota Land Surveying Exam | <ul style="list-style-type: none"> • Paper and pencil examination (Minneapolis, MN) • October 2014, April 2015, October 2015, April 2016 |
| Fundamentals of Geology | <ul style="list-style-type: none"> • Paper and pencil examination (St. Paul, MN) • October 2014, March 2015, October 2015, March 2016 |
| Practice of Geology | <ul style="list-style-type: none"> • Paper and pencil examination (St. Paul, MN) • October 2014, March 2015, October 2015, March 2016 |
| Fundamentals of Soil Science | <ul style="list-style-type: none"> • Paper and pencil examination (St. Paul, MN) • November 2014, April 2015, November 2015, April 2016 |
| Practice of Soil Science | <ul style="list-style-type: none"> • Paper and pencil examination (St. Paul, MN) • November 2014, April 2015, November 2015, April 2016 |

Architect Registration Exam



The Board pre-approves applicants who meet the education and experience requirements for the computer-based Architect Registration Exam (ARE). The exam is offered at Prometric test centers twelve months out of the year. Candidates must pass all seven sections of the exam and complete the education and experience requirements before obtaining a license. Applicants may complete the examination and experience requirements in tandem.

Requirements for Admission to Exam

- Graduation from a National Architectural Accrediting Board (NAAB) accredited curriculum; and
- Enrollment in the National Council of Architect Registration Boards (NCARB) Intern Development Program (IDP).

Statistics (FY15 and FY16)

The Board received 393 applications for the Architect Registration Exam. All applications were approved.

| Architect Exam Applications (FY15 and FY16) | | | | | | | |
|---|-----------|------------|------------|----------|----------|------------|------------|
| Age Categories | 18-25 | 26-34 | 35-59 | 60 + | Unknown | Total | % of Total |
| MN Females | 6 | 106 | 30 | --- | --- | 142 | 36% |
| MN Males | 4 | 149 | 67 | 1 | 2 | 223 | 57% |
| Non-MN Females | --- | 6 | 7 | --- | --- | 13 | 3% |
| Non-MN Males | --- | 9 | 4 | --- | 2 | 15 | 4% |
| Totals by Age | 10 | 270 | 108 | 1 | 4 | 393 | |
| % Totals by Age | 3% | 69% | 27% | <1% | 1% | | |

Requirements for Licensure

- NAAB-accredited degree;
- Completion of NCARB-IDP; and
- Passage of all seven parts of the Architect Registration Exam.

Upon completion of the requirements for licensure and payment of the license fee, a license number is issued.

Initial Architect Licenses Issued

- Examination started prior to FY15: 43
- Examination started in FY15 or FY16: 67

Architect Initial Licensure

| New Architect Licenses Issued (FY15 and FY16) | | | | | | | |
|---|-------|-----------|-----------|------|----------|------------|------------|
| Age Categories | 18-25 | 26-34 | 35-59 | 60 + | Unknown | Total | % of Total |
| MN Females | --- | 23 | 16 | --- | --- | 39 | 35% |
| MN Males | --- | 32 | 25 | --- | 1 | 58 | 53% |
| Non-MN Females | --- | 3 | 3 | --- | --- | 6 | 5% |
| Non-MN Males | --- | 5 | 1 | --- | 1 | 7 | 6% |
| Totals by Age | --- | 63 | 45 | --- | 2 | 110 | |
| % Totals by Age | --- | 57% | 41% | --- | 2% | | |

Architect Licensure by Comity

Requirements for Licensure

- Current license in another jurisdiction; and
- Completion of the education, examination and experience requirements in place at the time of the applicant's original licensure in their base state.

Architect Licenses Issued by Comity

- Applications received: 261
- Applications approved: 254
- Applications not approved: 7

| Comity Application Totals (FY15 and FY16)* | | | | | | | |
|--|-------|-----------|------------|-----------|----------|------------|------------|
| Age Categories | 18-25 | 26-34 | 35-59 | 60 + | Unknown | Total | % of Total |
| MN Females - Licensed | --- | 1 | 6 | --- | --- | 7 | 3% |
| MN Males - Licensed | --- | 2 | 20 | 1 | --- | 23 | 9% |
| Non-MN Females - Licensed | --- | 4 | 24 | 2 | --- | 30 | 11% |
| Non-MN Males - Licensed | --- | 11 | 140 | 40 | 3 | 194 | 74% |
| MN Females – Not Licensed | --- | --- | --- | --- | --- | --- | --- |
| MN Males - Not Licensed | --- | --- | --- | --- | --- | --- | --- |
| Non-MN Females - Not Licensed | --- | --- | --- | --- | --- | --- | --- |
| Non-MN Males – Not Licensed | --- | --- | 6 | 1 | --- | 7 | 3% |
| Totals by Age | --- | 18 | 196 | 44 | 3 | 261 | |
| % Totals by Age | --- | 7% | 75% | 17% | 1% | | |

*See appendix for additional statistics

Fundamentals of Engineering



The computer-based Fundamentals of Engineering (FE) examination is the first exam on the path to licensure as a professional engineer. After receiving approval from the Board, applicants register with the National Council of Examiners for Engineering and Surveying (NCEES) to take the exam. Once the applicant has passed the exam and submitted a final transcript, the Board issues an Engineer In-Training (EIT) number. This credential does not expire and there is no fee to the applicant for the credential.

Requirements for Admission to Exam:

- EAC-ABET-accredited engineering degree or equivalent; or
- Within 30 credits of graduation from an EAC-ABET-accredited program.

Statistics (FY15 and FY16):

- Applications received: 1,069
- Applications approved: 1,043
- Applications not approved: 15
- Applications pending (incomplete): 11

| Fundamentals of Engineering Exam Application Totals (FY15 and FY16)* | | | | | | | |
|--|------------|------------|-----------|----------|-----------|--------------|------------|
| Age Categories | 18-25 | 26-34 | 35-59 | 60 + | Unknown | Total | % of Total |
| MN Females | 139 | 49 | 8 | --- | 2 | 198 | 19% |
| MN Males | 453 | 254 | 75 | 1 | 12 | 795 | 74% |
| Non-MN Females | 9 | 2 | 1 | --- | 1 | 13 | 1% |
| Non-MN Males | 36 | 22 | 5 | --- | --- | 63 | 6% |
| Totals by Age | 637 | 327 | 89 | 1 | 15 | 1,069 | |
| % Totals by Age | 60% | 31% | 8% | 0% | 1% | | |

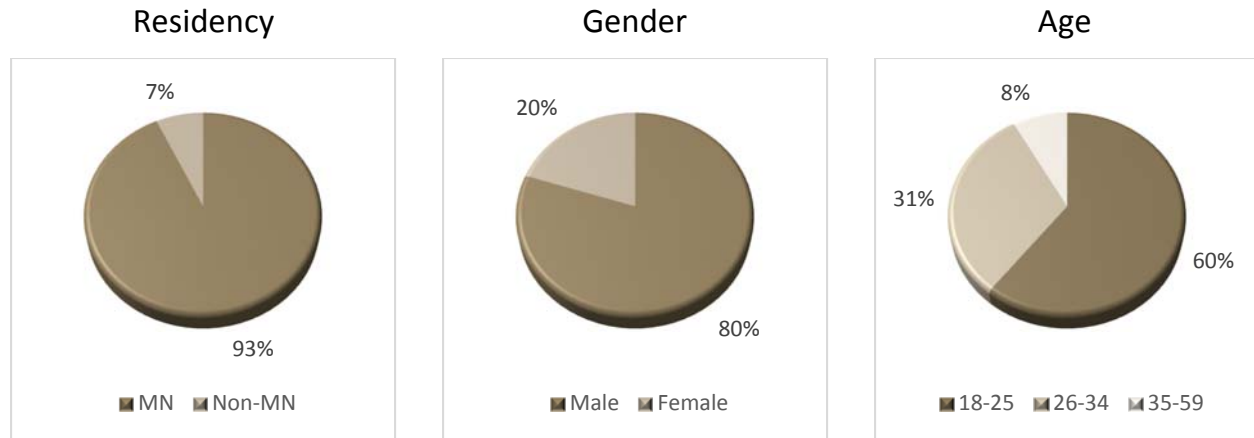
*See appendix for additional statistics

Examination Applicants' States of Residency

| | | | | | | | |
|-------------|---|-----------|-----|----------------|---|---------------|----|
| California | 2 | Kansas | 1 | Nebraska | 2 | South Dakota | 2 |
| Connecticut | 1 | Maine | 1 | Nevada | 1 | Tennessee | 1 |
| Florida | 1 | Michigan | 3 | North Dakota | 7 | Virginia | 2 |
| Georgia | 1 | Minnesota | 993 | Ohio | 1 | Washington | 2 |
| Illinois | 3 | Missouri | 1 | Pennsylvania | 4 | Wisconsin | 33 |
| Iowa | 1 | Montana | 1 | South Carolina | 1 | Other Country | 4 |

Fundamentals of Engineering

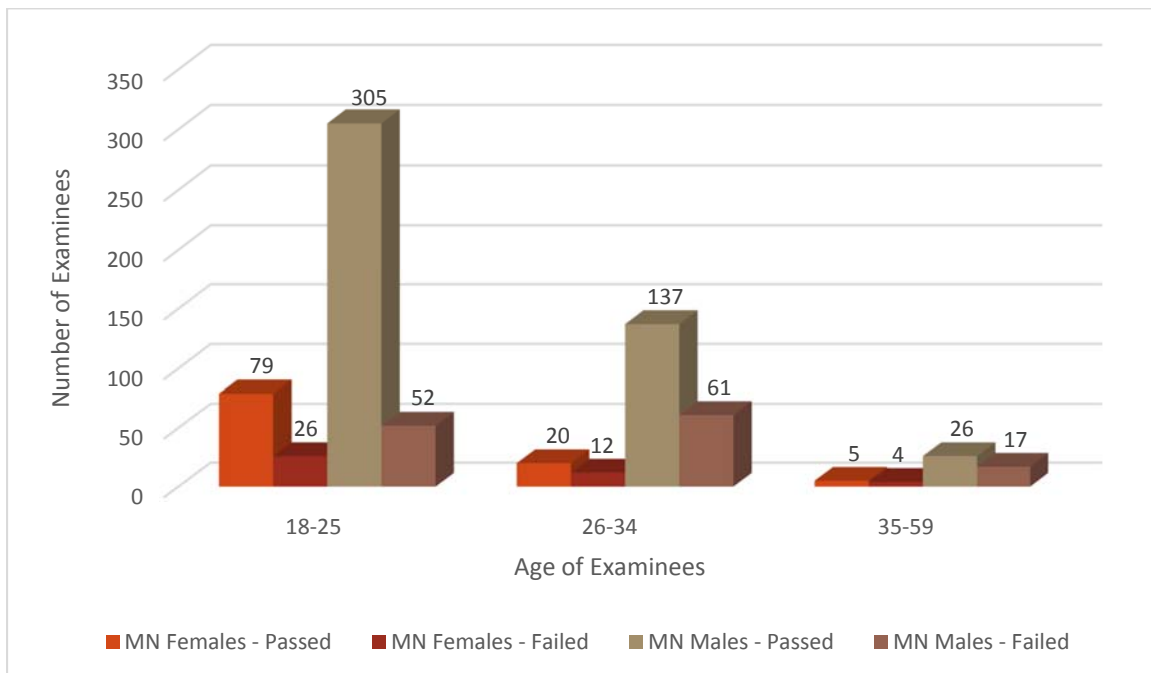
Applicant Information



Examination Statistics

- Applicants with passing score: 621
- Applicants with failing score: 183
- Examinations not yet taken: 239

Examination Results – Minnesota Residents*



*See appendix for data on Non-Minnesota Residents

Principles and Practice of Engineering



The second examination on the path to licensure as a professional engineer is the Principles and Practice of Engineering (PE) exam. The examination is offered two times per year in April and October. The Board pre-approves applicants to sit for the exam which is proctored by the National Council of Examiners for Engineering and Surveying. Examination scores are transferred to the Board for retention and release to applicants. Licenses are issued to exam applicants who pass the exam and pay the license fee.

Requirements for Admission to Exam

- EAC-ABET-accredited degree (or equivalent);
- Passing score on the Fundamentals of Engineering examination; and
- Completion of 3-6 years of progressive engineering experience depending on the applicant's level of education.

Statistics (FY15 and FY16):

- Applications received: 845
- Applications approved: 775
- Applications not approved: 60
- Incomplete applications: 10

Principles and Practice of Engineering Exam Application Totals (FY15 and FY16)*

| Age Categories | 18-25 | 26-34 | 35-59 | 60 + | Unknown | Total | % of Total |
|-----------------|----------|------------|------------|-----------|----------|------------|------------|
| MN Females | --- | 76 | 25 | --- | --- | 101 | 12% |
| MN Males | 1 | 511 | 136 | 8 | --- | 656 | 78% |
| Non-MN Females | --- | 7 | 2 | 2 | --- | 11 | 1% |
| Non-MN Males | 1 | 41 | 32 | 1 | 2 | 77 | 9% |
| Totals by Age | 2 | 635 | 195 | 11 | 2 | 845 | |
| % Totals by Age | <1% | 75% | 23% | 1% | <1% | | |

*See appendix for additional statistics

Principles and Practice of Engineering

Examination Applicants' States of Residency

| | | | | | | | |
|------------|---|-----------|-----|----------------|---|---------------|----|
| California | 3 | Kansas | 3 | North Dakota | 5 | Utah | 1 |
| Colorado | 3 | Maryland | 1 | Oklahoma | 1 | Virginia | 1 |
| Florida | 4 | Michigan | 5 | Oregon | 2 | Washington | 3 |
| Georgia | 1 | Minnesota | 757 | South Carolina | 4 | Wisconsin | 22 |
| Illinois | 2 | Missouri | 1 | South Dakota | 1 | Wyoming | 1 |
| Indiana | 4 | Nebraska | 2 | Texas | 6 | Other Country | 9 |
| Iowa | 3 | | | | | | |

Examination Statistics

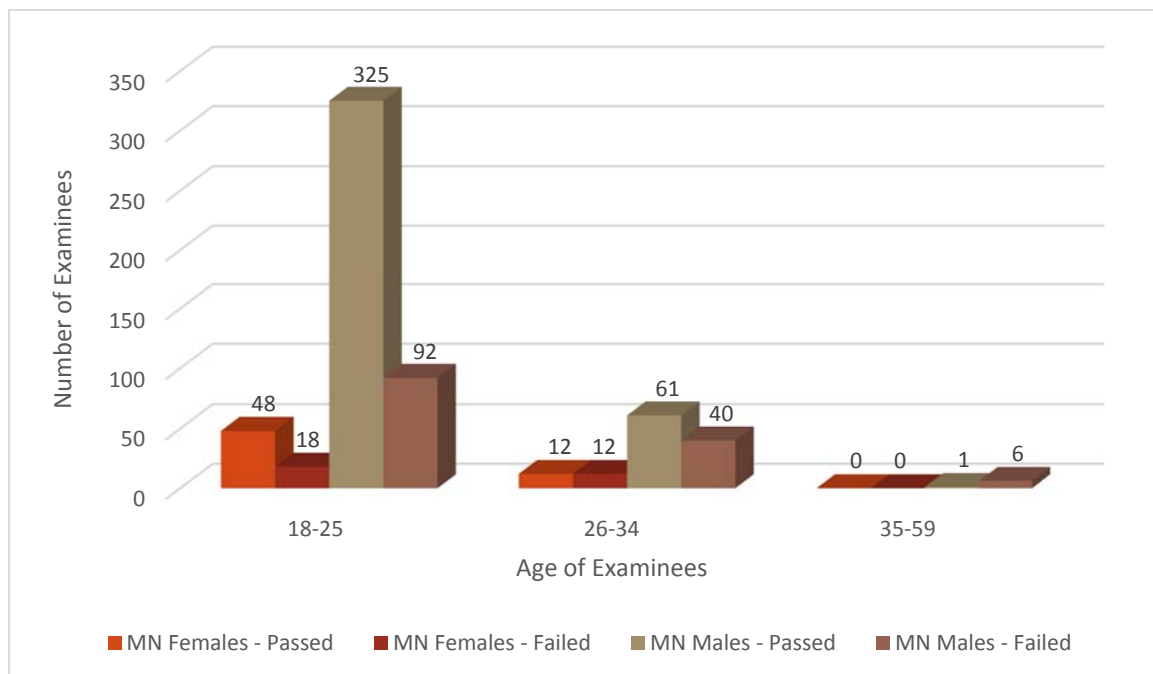
- Applicants with a passing score: 502
- Applicants with a failing score: 182
- No show for exam: 98

FY15/FY16 Exam Dates

October 2014 / October 2015

April 2015 / April 2016

Examination Results – Minnesota Residents*



*See appendix for data on Non-Minnesota Residents and breakdowns by exam date

Professional Engineer Licensure



There are two methods by which individuals who are licensed in another jurisdiction may apply for licensure in Minnesota. The first method is by “comity” and the second is by “Education, Examination and Experience (EEE).”

Requirements for Licensure

Comity Applications

Comity applicants must meet the education, examination and experience requirements that were in place in Minnesota at the time of their original licensure in their base state. The verified experience must have been obtained between the date of graduation and the date the applicant passed the Principles and Practice of Engineering Exam.

EEE Applications

Applicants for licensure by EEE must meet the *current* education, examination and experience requirements in Minnesota. However, they may use verified experience from their entire career rather than only the experience gained between graduation and the exam. This method is often used by individuals who have been licensed in another state for many years and no longer have access to supervisors from the beginning of their career.

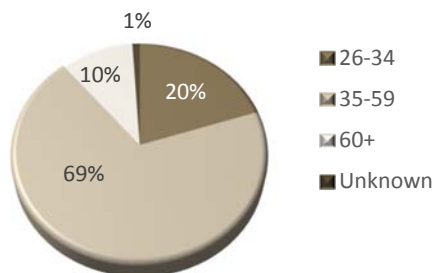
Comity Statistics (FY15 and FY16)

- Applications Received: 811
- Applications Approved: 750
- Applications Not Approved: 61

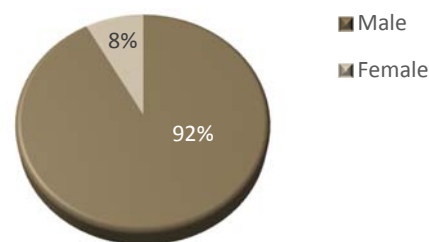
EEE Statistics (FY15 and FY16)

- Applications Received: 242
- Applications Approved: 233
- Applications Not Approved: 9

Applicant Age (Total Comity/EEE)



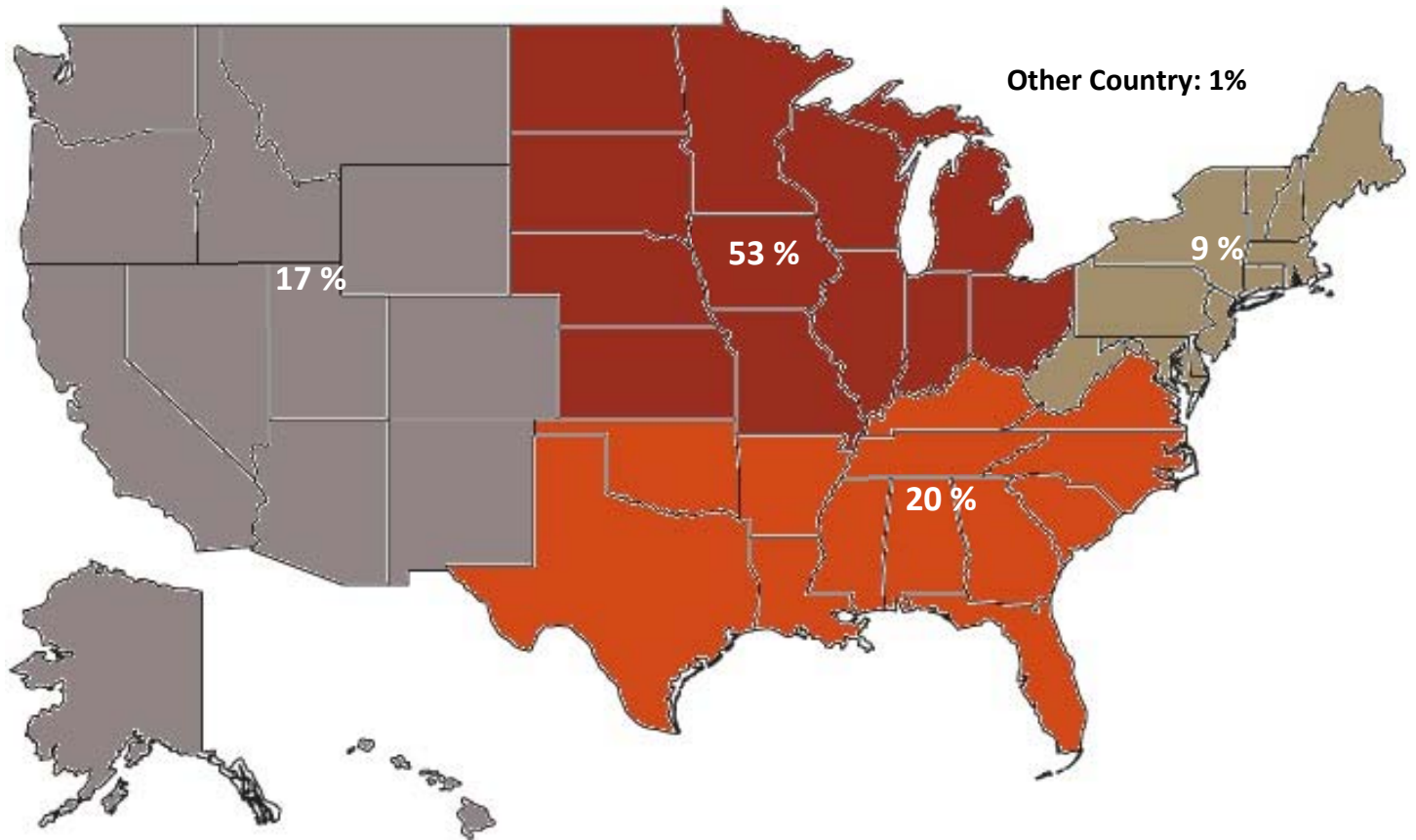
Applicant Gender (Total Comity/EEE)



Professional Engineer Licensure

Comity/EEE Applicants' States of Residency

| | | | | | | | |
|-------------|----|---------------|-----|----------------|----|----------------|----|
| Alabama | 10 | Iowa | 25 | Nebraska | 15 | Rhode Island | 2 |
| Alaska | 2 | Kansas | 41 | Nevada | 3 | South Carolina | 4 |
| Arizona | 19 | Kentucky | 10 | New Hampshire | 2 | South Dakota | 21 |
| Arkansas | 5 | Louisiana | 7 | New Jersey | 15 | Tennessee | 11 |
| California | 49 | Maine | 2 | New Mexico | 2 | Texas | 66 |
| Colorado | 51 | Maryland | 8 | New York | 20 | Utah | 7 |
| Connecticut | 4 | Massachusetts | 6 | North Carolina | 27 | Virginia | 14 |
| Florida | 22 | Michigan | 35 | North Dakota | 36 | Washington | 15 |
| Georgia | 14 | Minnesota | 102 | Ohio | 48 | West Virginia | 1 |
| Idaho | 8 | Mississippi | 3 | Oklahoma | 19 | Wisconsin | 90 |
| Illinois | 98 | Missouri | 39 | Oregon | 14 | Other Country | 9 |
| Indiana | 12 | Montana | 8 | Pennsylvania | 32 | | |



Fundamentals of Surveying



The computer-based Fundamentals of Surveying (FS) examination is the first exam on the path to licensure as a land surveyor. After receiving approval from the Board, applicants register with the National Council of Examiners for Engineering and Surveying (NCEES) to take the exam. Once the applicant has passed the exam and submitted a final transcript, the Board issues a Land Surveyor In-Training (LSIT) number. This credential does not expire and there is no fee to the applicant for the credential.

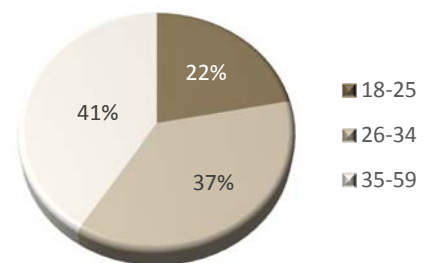
Requirements for Admission to Exam

- Bachelor's degree in land surveying; or
- Any Bachelor's degree plus 22 semester credits in surveying; or
- Being within 30 credits of graduation from one of the above programs.

Statistics (FY15 and FY16) *

- Applications received: 27
- Applications approved: 24
- Applications not approved: 3

Applicant Age



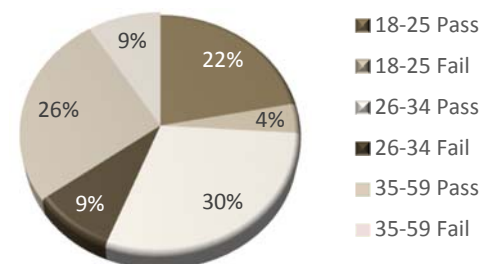
Examination Applicants' States of Residency

All applicants for the Fundamentals of Surveying examination were male and residents of Minnesota except for one. This report does not identify the age category, state or exam score for the non-resident applicant in order to protect the privacy of the applicant in compliance with the Minnesota Government Data Practice Act.

Examination Statistics

- Applicants with a passing score: 18
- Applicants with a failing score: 5
- Examinations not yet taken: 1

Exam Results



FS Exam Results (FY15 and FY16)

| Age Categories | 18-25 | 26-34 | 35-59 | Total | % of Total |
|-----------------|-------|-------|-------|-------|------------|
| Pass | 5 | 7 | 6 | 18 | 78% |
| Fail | 1 | 2 | 2 | 5 | 22% |
| Totals by Age | 6 | 9 | 8 | 23 | |
| % Totals by Age | 26% | 39% | 35% | | |

Principles and Practice of Surveying

The second examination on the path to licensure as a land surveyor is the Principles and Practice of Surveying (PS) examination. This examination is offered two times per year in April and October. The Board pre-approves applicants to sit for the exam which is proctored by the National Council of Examiners for Engineering and Surveying. Examination scores are transferred to the Board for retention and release to applicants. Licenses are issued to exam applicants who meet the requirements for licensure.

Requirements for Admission to Exam

- Bachelor's degree in land surveying or any Bachelor's degree plus 22 semester credits in surveying;
- Passing score on the Fundamentals of Surveying Exam; and
- 6,000 – 9,920 hours of qualifying land surveying experience in specific categories (depending on education).

FY15/FY16 Exam Dates

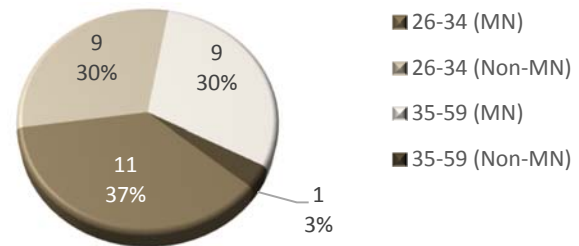
October 2014 / October 2015

April 2015 / April 2016

Statistics (FY15 and FY16) *

- Applications received: 30
- Applications approved: 26
- Applications not approved: 4

PS Exam Application Totals (FY15 and FY16)



Applicants' States of Residency

| | |
|--------------|----|
| Iowa | 2 |
| Minnesota | 21 |
| North Dakota | 1 |
| Wisconsin | 6 |

PS Exam Results (FY15 and FY16)*

| Age Categories | 26-34 | 35-59 | Total | % of Total |
|-----------------|-------|-------|-------|------------|
| MN Pass | 9 | 7 | 16 | 67% |
| MN Fail | --- | 1 | 1 | 4% |
| Non-MN Pass | 4 | 1 | 5 | 21% |
| Non-MN Fail | 2 | --- | 2 | 8% |
| Totals by Age | 15 | 9 | 24 | |
| % Totals by Age | 63% | 37% | | |

Examination Results

- Applicants with a passing score: 21
- Applicants with a failing score: 3
- No show for examination: 2

*Statistics for each individual exam administration and breakdowns by gender and age are not included in this report because the applicant pool for each examination is so small it is conceivable that the general public could deduce which applicants passed the examination and which failed, thus potentially violating the MN Data Practice Act.

Minnesota Land Surveying Exam



In addition to the Principles and Practice of Surveying (PS) examination, applicants for licensure as a land surveyor must pass the Minnesota Land Surveying (MNLS) exam. During the 2015-16 biennium, this examination was offered in conjunction with the PS exam in April and October each year. The Board pre-approves applicants for the exam and supplies the National Council of Examiners for Engineering and Surveying with the examination for proctoring. The examinations are returned to the Board for scoring. The Board contracts with TEST, Inc. to ensure a valid and reliable, psychometrically defensible examination. Applicants may sit for the PS and MNLS examinations on the same day, but both examinations must be passed and the license fee paid before a license is issued.

Requirements for Admission to Exam

Candidates for this examination are those that have been approved for the Principles and Practice of Surveying exam or those that have been approved for licensure as a land surveyor by comity. Applicants who fail the exam may apply to retake the exam.

FY15/FY16 Exam Dates

October 2014 / October 2015

April 2015 / April 2016

Statistics (FY15 and FY16) *

- Examinations scheduled: 45
- Applicants with a passing score: 32
- Applicants with a failing score: 10
- No shows for examination: 3

Examinees' States of Residency

| | | | |
|----------|---|----------------|----|
| Colorado | 2 | Minnesota | 25 |
| Georgia | 1 | North Carolina | 2 |
| Indiana | 1 | North Dakota | 2 |
| Iowa | 1 | New Mexico | 1 |
| Michigan | 2 | Wisconsin | 8 |

MNLS Exam Results (FY15 and FY16)*

| Age Categories | 26-34 | 35-59 | 60+ | Unknown | Total | % of Total |
|-----------------------|-----------|-----------|----------|----------|-----------|------------|
| Exam Applicant Pass | 16 | 8 | --- | --- | 24 | 57% |
| Exam Applicant Fail | 3 | 3 | --- | --- | 6 | 14% |
| Comity Applicant Pass | 2 | 5 | 1 | --- | 8 | 19% |
| Comity Applicant Fail | 1 | 1 | --- | 2 | 4 | 10% |
| Totals by Age | 22 | 17 | 1 | 2 | 42 | |
| % Totals by Age | 52% | 40% | 2% | 5% | | |

*Statistics for each individual exam administration and breakdowns by gender and state are not included in this report because the applicant pool for each examination is so small it is conceivable that the general public could deduce which applicants passed the examination and which failed, thus potentially violating the MN Data Practice Act.

Land Surveyor Licensure

Upon passing both the Principles and Practice of Surveying (PS) and Minnesota Land Surveying (MNLS) examinations and paying the license fee, applicants are issued a license number.

| Licenses issued after passing PS and MNLS exams (FY15 and FY16)* | | | | | | |
|--|-----------|----------|-----|---------|-----------|------------|
| Age Categories | 26-34 | 35-59 | 60+ | Unknown | Total | % of Total |
| MN Residents | 8 | 7 | --- | --- | 15 | 75% |
| Non-MN Residents | 4 | 1 | --- | --- | 5 | 25% |
| Totals by Age | 12 | 8 | --- | --- | 20 | |
| % Totals by Age | 60% | 40% | --- | --- | | |

Comity Application Statistics (FY15 and FY16) *

Applicants for licensure by “comity” must meet the education, examination and experience requirements that were in place in Minnesota at the time of their original licensure in their base state. Applicants must also pass the Minnesota Land Surveying Examination (MNLS).

- Applications received: 19
- Applications approved: 13
- Applications not approved: 6
- Licenses issued (after exam): 9

Applicants’ States of Residency

| | | | |
|----------|---|----------------|---|
| Colorado | 3 | Minnesota | 5 |
| Georgia | 1 | North Carolina | 2 |
| Illinois | 1 | North Dakota | 1 |
| Indiana | 1 | New Mexico | 1 |
| Michigan | 2 | Wisconsin | 2 |

| Licenses issued by comity after passing the MNLS exam (FY15 and FY16)* | | | | | | |
|--|----------|----------|----------|---------|----------|------------|
| Age Categories | 26-34 | 35-59 | 60+ | Unknown | Total | % of Total |
| MN Residents | --- | 1 | --- | --- | 1 | 11% |
| Non-MN Residents | 2 | 5 | 1 | --- | 8 | 89% |
| Totals by Age | 2 | 6 | 1 | --- | 9 | |
| % Totals by Age | 22% | 67% | 11% | --- | | |

*Statistics for each individual exam administration and breakdowns by gender and state are not included in this report because the applicant pool for each examination is so small it is conceivable that the general public could deduce which applicants passed the examination and which failed, thus potentially violating the MN Data Practice Act.

Landscape Architect Initial Licensure



Applicants for licensure as a landscape architect first apply directly to the Council of Landscape Architect Registration Boards (CLARB) for admission to the Landscape Architect Registration Exam (LARE). The LARE is made up of four sections and is offered three times per year over a two-week period in April, August and December. After an individual has successfully passed all four sections of the examination, they apply to the Board for initial licensure.

Requirements for Licensure

- Education
 - Bachelor's degree from a 4-year LAAB-accredited curriculum; or
 - Bachelor's degree from a 5-year LAAB-accredited curriculum; or
 - Master's or doctorate degree from an LAAB-accredited curriculum;
- Passing score on all four sections of the LARE; and
- Completion of three to four years of qualifying professional experience (depending on education) under the direct supervision of a licensed landscape architect.

Initial Licensure Statistics (FY15 and FY16)

- Applications received: 22
- Applications approved: 20
- Applications not approved: 2

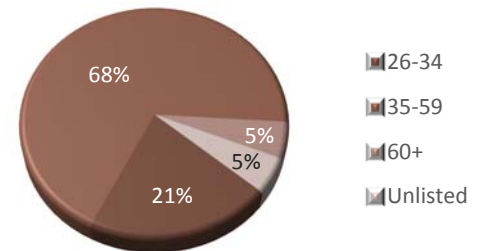
| Initial License Application Statistics (FY15 and FY16) | | | | | | | | | |
|--|--------------|----------|-----------|----------|------------|-----------|----------|-----------|----------|
| | Age Category | | | | | Gender | | Status | |
| State of Residence | 18-25 | 26-34 | 35-59 | 60+ | Not Listed | Male | Female | Approve | Deny |
| Iowa | --- | --- | 1 | --- | --- | 1 | --- | 1 | --- |
| Massachusetts | --- | --- | 1 | --- | --- | 1 | --- | 1 | --- |
| Minnesota | --- | 2 | 4 | --- | --- | --- | 6 | 5 | 1 |
| | --- | 7 | 5 | --- | 1 | 13 | --- | 13 | --- |
| Washington | --- | --- | --- | 1 | --- | 1 | --- | --- | 1 |
| Totals | --- | 9 | 11 | 1 | 1 | 16 | 6 | 20 | 2 |
| % of Totals | --- | 41% | 50% | 4.5% | 4.5% | 73% | 27% | 91% | 9% |

Landscape Architect Licensure by Comity

Requirements for Licensure

- Current licensure in another jurisdiction; and
- Completion of the education, examination and experience requirements in place at the time of the applicant's original licensure in their base state.

Landscape Architect Applicant Age



Statistics (FY15 and FY16)

- Applications received: 19
- Applications approved: 18
- Applications not approved: 1

| Comity Application Statistics (FY15 and FY16) | | | | | | | | | |
|---|--------------|----------|-----------|----------|------------|-----------|----------|-----------|----------|
| | Age Category | | | | | Gender | | Status | |
| State of Residence | 18-25 | 26-34 | 35-59 | 60+ | Not Listed | Male | Female | Approve | Deny |
| Colorado | --- | --- | --- | 1 | --- | 1 | --- | 1 | --- |
| Georgia | --- | --- | 1 | --- | --- | 1 | --- | 1 | --- |
| Illinois | --- | 1 | --- | --- | --- | --- | 1 | 1 | --- |
| | --- | --- | 2 | --- | --- | 2 | --- | 2 | --- |
| Maryland | --- | 1 | 1 | --- | 1 | --- | 3 | 3 | --- |
| | --- | --- | 1 | --- | --- | 1 | --- | 1 | --- |
| Minnesota | --- | 1 | 1 | --- | --- | --- | 2 | 2 | --- |
| | --- | --- | 2 | --- | --- | 2 | --- | 2 | --- |
| Pennsylvania | --- | --- | 1 | --- | --- | 1 | --- | 1 | --- |
| South Carolina | --- | --- | 1 | --- | --- | 1 | --- | 1 | --- |
| Texas | --- | --- | 1 | --- | --- | 1 | --- | 1 | --- |
| Washington | --- | --- | 1 | --- | --- | 1 | --- | 1 | --- |
| Wisconsin | --- | 1 | --- | --- | --- | --- | 1 | --- | 1 |
| | --- | --- | 1 | --- | --- | 1 | --- | 1 | --- |
| Totals | --- | 4 | 13 | 1 | 1 | 12 | 7 | 18 | 1 |
| % of Totals | --- | 21% | 68% | 5% | 5% | 63% | 37% | 95% | 5% |

Fundamentals of Geology



The Fundamentals of Geology (FG) examination is the first exam on the path to licensure as a professional geologist. The examination is a paper-and-pencil examination given two times per year, once in March and once in October. Applicants are pre-approved by the Board for the examination which is administered by Board staff trained to proctor examinations. Once the applicant has passed the exam and submitted a final transcript, the Board issues a Geologist In-Training (GIT) number. This credential does not expire and there is no fee to the applicant for the credential.

Requirements for Admission to Exam:

- Bachelor's degree or higher in geology with a minimum of 30 semester credits divided among at least three core geology subjects as identified in Minnesota Rule 1800.3910; or
- Being within 30 semester credits of graduation with the above-listed degree.

Statistics (FY15 and FY16) *

- Applications received: 82
- Applications approved: 78
- Applications not approved: 3
- Incomplete applications: 1

Applicants' States of Residency

| | | | |
|-----------|----|--------------|---|
| Alaska | 1 | North Dakota | 6 |
| Illinois | 1 | South Dakota | 1 |
| Minnesota | 70 | Wisconsin | 3 |

Fundamentals of Geology Exam Application Totals (FY15 and FY16)

| Age Categories | 18-25 | 26-34 | 35-59 | 60 + | Unknown | Total | % of Total |
|-----------------|-----------|-----------|----------|----------|----------|-----------|------------|
| MN Females | 5 | 17 | 2 | --- | --- | 24 | 29% |
| MN Males | 6 | 34 | 3 | 2 | 1 | 46 | 56% |
| Non-MN Females | 1 | 2 | 1 | --- | --- | 4 | 5% |
| Non-MN Males | --- | 5 | 3 | --- | --- | 8 | 10% |
| Totals by Age | 12 | 58 | 9 | 2 | 1 | 82 | |
| % Totals by Age | 15% | 71% | 11% | 2% | 1% | | |

*Statistics for each individual exam administration and breakdowns by gender and state are not included in this report because the applicant pool for each examination is so small it is conceivable that the general public could deduce which applicants passed the examination and which failed, thus potentially violating the MN Data Practice Act.

Fundamentals of Geology

Examination Statistics*

- Applicants with a passing score: 51
- Applicants with a failing score: 21
- No show for exam: 6

FY15/FY16 Exam Dates

October 2014 / October 2015

March 2015 / March 2016

Examination Results

| Fundamentals of Geology Exam Results (FY15 and FY16) | | | | | | |
|--|-----------|-----------|----------|----------|-----------|------------|
| Age Categories | 18-25 | 26-34 | 35-59 | 60 + | Total | % of Total |
| Females - Passed | 3 | 13 | --- | --- | 16 | 22% |
| Females – Failed | 3 | 6 | --- | --- | 9 | 12% |
| Males – Passed | 3 | 26 | 4 | 2 | 35 | 49% |
| Males - Failed | 1 | 11 | --- | --- | 12 | 17% |
| Totals by Age | 10 | 56 | 4 | 2 | 72 | |
| % Totals by Age | 14% | 78% | 5.5% | 2.5% | | |



*Statistics for each individual exam administration and breakdowns by gender and state are not included in this report because the applicant pool for each examination is so small it is conceivable that the general public could deduce which applicants passed the examination and which failed, thus potentially violating the MN Data Practice Act.

Practice of Geology



The Practice of Geology (PG) examination is the second exam on the path to licensure as a professional geologist. The examination is a paper-and-pencil examination given two times per year, once in March and once in October. Applicants are pre-approved by the Board for the examination which is administered by Board staff trained to proctor examinations. Licenses are issued to exam applicants who pass the exam and pay the license fee.

Requirements for Admission to Exam

- Bachelor's degree or higher in geology with a minimum of 30 semester credits divided among at least three core geology subjects as identified in Minnesota Rule 1800.3910;
- Passing score on the Fundamentals of Geology exam; and
- Completion of four to six years of qualifying professional experience (depending on education) under the direct supervision of a licensed professional geologist.

Statistics (FY15 and FY16) *

- Applications received: 17
- Applications approved: 13
- Applications not approved: 0
- Incomplete applications: 4
- Applicants with a passing score: 13
- Applicants with a failing score: 0

Applicants' States of Residency

| | |
|--------------|----|
| Minnesota | 14 |
| North Dakota | 1 |
| Oklahoma | 1 |
| Oregon | 1 |

Practice of Geology Exam Application Totals (FY15 and FY16)

| Age Categories | 18-25 | 26-34 | 35-59 | 60 + | Unknown | Total | % of Total |
|-----------------|-------|-------|-------|------|---------|-------|------------|
| MN Females | --- | 1 | 1 | --- | --- | 2 | 12% |
| MN Males | --- | 5 | 4 | 2 | 1 | 12 | 70% |
| Non-MN Females | --- | 1 | 1 | --- | --- | 2 | 12% |
| Non-MN Males | --- | --- | 1 | --- | --- | 1 | 6% |
| Totals by Age | --- | 7 | 7 | 2 | 1 | 17 | |
| % Totals by Age | --- | 41% | 41% | 12% | 6% | | |

*Statistics for each individual exam administration and breakdowns by gender and state are not included in this report because the applicant pool for each examination is so small it is conceivable that the general public could deduce which applicants passed the examination and which failed, thus potentially violating the MN Data Practice Act.

Professional Geology Licensure by Comity

Requirements for Licensure

- Current licensure in another jurisdiction; and
- Completion of the education, examination and experience requirements in place at the time of the applicant's original licensure in their base state.

Statistics (FY15 and FY16) *

- Applications received: 5
- Applications approved: 4
- Applications not approved: 1

Applicants' States of Residency

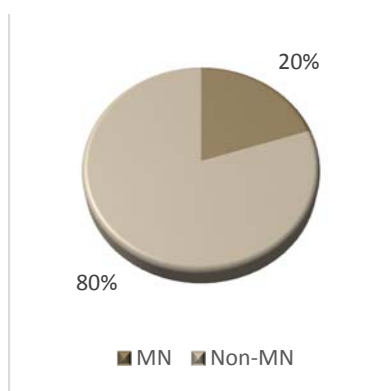
| | |
|--------------|---|
| Colorado | 1 |
| Minnesota | 1 |
| North Dakota | 1 |
| Wisconsin | 2 |



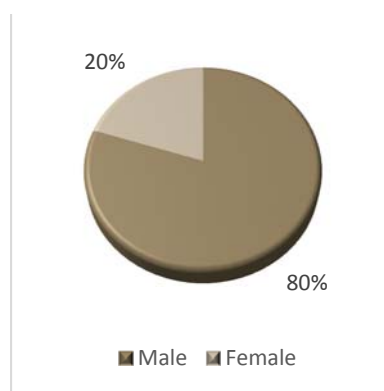
Applicant Information

Note: All applicants were between the ages of 35 and 59.

Residency



Gender



*All applications were received in FY16. Additional statistics are not included in this report because the applicant pool is so small it is conceivable that the general public could deduce which applicants were approved for licensure and which were not, thus potentially violating the MN Data Practice Act.

Fundamentals of Soil Science



The Fundamentals of Soil Science (FSS) examination is the first exam on the path to licensure as a professional soil scientist. The examination is a paper-and-pencil examination offered two times per year in April and November. Applicants are pre-approved by the Board for the examination which is administered by Board staff trained to proctor examinations. Once the applicant has passed the exam and submitted a final transcript, the Board issues a Soil Scientist In-Training (SSIT) number. This credential does not expire and there is no fee to the applicant for the credential.

Requirements for Admission to Exam

- Bachelor's degree or higher in soil science with a minimum of 16 semester credits in soil science and 14 semester credits in closely related geoscience courses; or
- Being within 30 semester credits of graduation with the above-listed degree.

FY15/FY16 Administrations

November 2014

April 2016

The Board had no examinees for April 2015 or November 2015 so the exam was not administered.

Statistics (FY15 and FY16) *

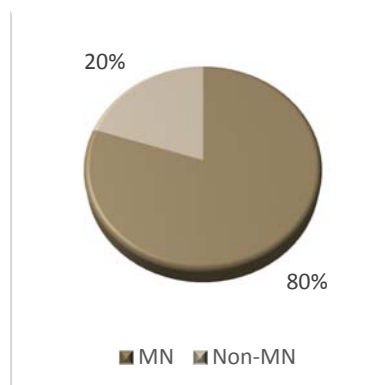
- Applications received: 5
- Applications approved: 4
- Applications not approved: 1

Examination Results

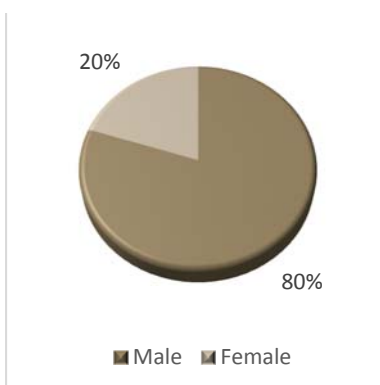
- Applicants with a passing score: 3
- Applicants with a failing score: 0
- No show for examination: 1

Applicant Information

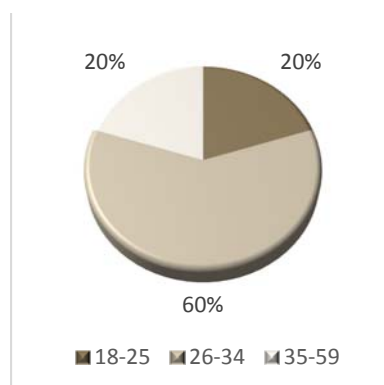
Residency



Gender



Age



*Statistics for each individual exam administration and breakdowns by gender and state are not included in this report because the applicant pool for each examination is so small it is conceivable that the general public could deduce which applicants passed the examination and which failed, thus potentially violating the MN Data Practice Act.

Professional Practice of Soil Science

The second examination on the path to licensure as a Professional Soil Scientist is the Professional Practice Exam. The examination is a paper-and-pencil examination offered two times per year in April and November. Applicants are pre-approved by the Board for the examination which is administered by Board staff trained to proctor examinations. Licenses are issued to exam applicants who pass the exam and pay the license fee.

Requirements for Admission to Exam

- Bachelor's degree or higher in soil science with a minimum of 16 semester credits in soil science and 14 semester credits in closely related geoscience courses;
- Passing score on the Fundamentals of Soil Science exam; and
- Completion of four to six years of qualifying experience (depending on education) obtained under the direct supervision of a licensed geologist, licensed soil scientist or licensed professional engineer.



Statistics (FY15 and FY16)

The Board received two applications for the Professional Practice exam during the biennium. Additional statistics are not included with this report because the applicant pool is so small it is conceivable that the general public could deduce which applicants which applicants were approved and which applicants were not approved, thus potentially violating the MN Data Practice Act.

Professional Soil Science Licensure by Comity

Requirements for Licensure

- Current licensure in another jurisdiction; and
- Completion of the education, examination and experience requirements in place at the time of the applicant's original licensure in their base state.

Statistics (FY15 and FY16)

The Board received no applications for licensure as a professional soil scientist by comity during the biennium.

Certified Interior Design



The use of the title “Certified Interior Designer” is protected under Minnesota Statutes §§326.02-326.15. Individuals who wish to use the title must first apply to the Council for Interior Design Qualification (CIDQ) for admission to the National Council for Interior Design Qualification (NCIDQ) examination. The NCIDQ exam is made up of three sections and is offered two times per year in April and September/October. After an individual has successfully passed all three sections of the examination, they may apply to the Board for certification.

Requirements for Certification

- Graduation from a CIDA-accredited bachelor’s or master’s program including 60 semester credits in interior design;
- Passing score on all three sections of the NCIDQ exam; and
- Completion of two to four years of qualifying professional experience (depending on education) under the direct supervision of a certified interior designer, NCIDQ certificate holder, or licensed architect.

Certification Statistics (FY15 and FY16)

- Applications received: 31
- Applications approved: 27
- Applications not approved: 4

| Certificate Application Statistics (FY15 and FY16) | | | | | | | | | |
|--|--------------|-----------|-----------|-----|------------|----------|-----------|-----------|----------|
| | Age Category | | | | | Gender | | Status | |
| State of Residence | 18-25 | 26-34 | 35-59 | 60+ | Not Listed | Male | Female | Approve | Deny |
| Minnesota | --- | 15 | 9 | --- | --- | --- | 24 | 21 | 3 |
| | --- | 1 | 3 | --- | --- | 4 | --- | 4 | --- |
| North Carolina | --- | 1 | --- | --- | --- | --- | 1 | 1 | --- |
| South Carolina | --- | --- | 1 | --- | --- | 1 | --- | 1 | --- |
| Wisconsin | --- | --- | 1 | --- | --- | --- | 1 | --- | 1 |
| Totals | --- | 17 | 14 | --- | --- | 5 | 26 | 27 | 4 |
| % of Totals | --- | 55% | 45% | --- | --- | 16% | 84% | 87% | 13% |

Note: The Board received 1 application by comity for Certified Interior Design during the biennium. The certificate was granted.

Enforcement



In order to fulfill its mission to protect the health, safety and welfare of the public, the Board enforces its statutes and rules and investigates complaints filed with the Board. After the investigator gathers the facts, the Complaint Committee determines whether or not a violation has occurred. The Committee may recommend disciplinary action to the full Board.

During the biennium, the Board resolved 120 complaints and opened 103 new files.

Complaints Resolved

(Some received during previous biennium)

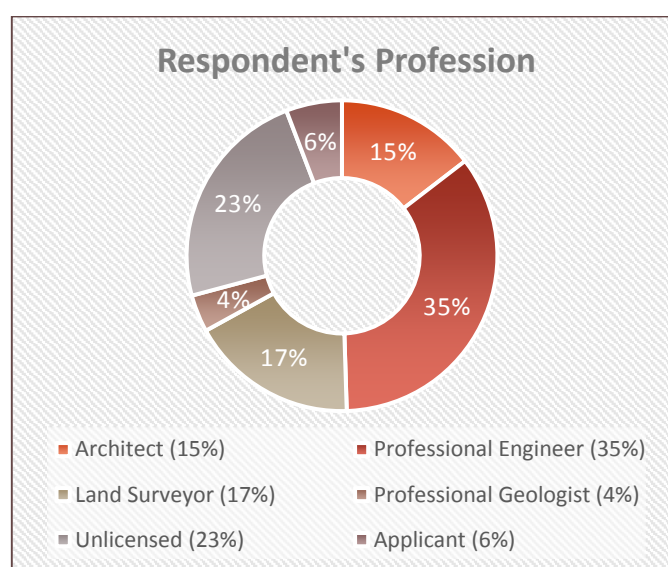
| Allegation | Total | Allegation | Total |
|-------------------------|-------|---|-------|
| Complaint withdrawn | 2 | Settlement Agreement and Cease and Desist Order | 2 |
| Corrective action taken | 2 | Stipulation and Consent Order | 14 |
| Educational outreach | 13 | Suspension | 1 |
| No jurisdiction | 4 | Unable to substantiate | 19 |
| No violation | 40 | Unilateral Cease and Desist Order | 1 |
| Revocation | 3 | Other | 19 |

Complaints Opened

(Several had multiple allegations)

| Allegation | Total |
|--|-------|
| Action taken in another jurisdiction | 4 |
| Failure to complete CE requirements | 4 |
| Failure to cooperate | 2 |
| Holding Out | 26 |
| Illegal Plan Stamping | 1 |
| Incompetent | 2 |
| Misconduct | 32 |
| Negligent | 10 |
| Practicing without a license | 10 |
| Signing drawing without proper license | 2 |
| Unlicensed Practice | 12 |
| Other | 38 |

Respondent's Profession



Public Orders Issued

The Board issued 24 public orders against licensed and unlicensed individuals and has statutory authority to assess a civil penalty of up to \$10,000 per violation. Civil penalties totaled \$38,750 in FY15 and FY16. All disciplinary actions are reported to national databases, published in the Board's newsletter, and posted on the Board's website. Public orders may also be obtained by calling the Board office.

| License Type | Status Change | Type of Action | Civil Penalty | Brief Statement of Reason for Action |
|------------------------------|---------------|--|---------------|--|
| Architect | Reprimand | Stipulation and Order | \$500 | Holding out as an Architect while license was expired |
| Architect | Reprimand | Stipulation and Order | \$2,000 | Holding out and practice without a license as an Architect while license was expired |
| Architect | Reprimand | Stipulation and Order | \$500 | Holding out as an Architect while license was expired |
| Architect | Suspension | Stipulation and Order | \$1,000 | Unable to substantiate continuing education and failure to cooperate with the Board |
| Architect | Reprimand | Stipulation and Order | \$1,000 | Holding out and practice without a license as an Architect while license was expired |
| Architect | Reprimand | Stipulation and Order | \$2,000 | Holding out and practice without a license as an Architect while license was expired |
| Architect and CID | Suspension | Stipulation and Order | \$1,000 | Holding out as an Architect and Certified Interior Designer while license and certificate were expired and unable to substantiate continuing education |
| | Reinstatement | Order Vacating Suspension of License and Certificate | --- | Respondent met all requirements of suspension order |
| Professional Engineer | Reprimand | Stipulation and Order | \$5,000 | Negligence |
| Professional Engineer | Reprimand | Stipulation and Order | \$5,000 | Holding out and practice without a license as a PE while license was expired |

Public Orders Issued

| License Type | Status Change | Type of Action | Civil Penalty | Brief Statement of Reason for Action |
|-------------------------------|---------------|---|---------------|---|
| Professional Engineer | Revocation | Order for Revocation of PE License | --- | Delinquent state taxes, penalties or interest |
| | Reinstatement | Order to Rescind Revocation of PE License | --- | Clearance Certificate issued by MN Department of Revenue |
| Professional Engineer | Revocation | Order for Revocation of PE License | --- | Outstanding tax liability. |
| | Reinstatement | Order to Rescind Revocation of PE License | --- | Clearance Certificate issued by MN Department of Revenue |
| Land Surveyor | Reprimand | Stipulation and Order | \$500 | Holding out and practice without a license as a Land Surveyor while license was expired |
| Landscape Architect | Suspension | Findings of Fact, Conclusions of Law and Order | \$5,000 | Failure to substantiate continuing education and failure to cooperate with the Board |
| Professional Geologist | Revocation | Order for Revocation of PG License | --- | Delinquent state taxes, penalties or interest |
| | Reinstatement | Order to Rescind Revocation of PG License | --- | Clearance Certificate issued by MN Department of Revenue |
| Professional Geologist | Suspension | Order for Suspension of PG License | --- | Noncompliance with court order for child support |
| | Reinstatement | Order to Reinstate | --- | Notification of compliance received from Hennepin County |
| Unlicensed | N/A | Settlement Agreement and Cease and Desist Order | \$10,000 | Holding out and unlicensed practice as a Land Surveyor |
| Unlicensed | N/A | Unilateral Cease and Desist Oder | --- | Holding out and unlicensed practice as an Architect |

Appendix – Architecture

Architect Exam Applications – FY15

| State of Residence | Age Category | | | | | Gender | | Status | |
|----------------------|--------------|------------|-----------|----------|------------|------------|-----------|------------|----------|
| | 18-25 | 26-34 | 35-59 | 60+ | Not Listed | Male | Female | Approve | Deny |
| California | --- | --- | 1 | --- | --- | --- | 1 | 1 | --- |
| | --- | 1 | --- | --- | --- | 1 | --- | 1 | --- |
| Connecticut | --- | 1 | --- | --- | --- | 1 | --- | 1 | --- |
| District of Columbia | --- | 1 | --- | --- | --- | 1 | --- | 1 | --- |
| Florida | --- | 1 | --- | --- | --- | --- | 1 | 1 | --- |
| Hawaii | --- | 1 | --- | --- | --- | --- | 1 | 1 | --- |
| Iowa | --- | --- | 1 | --- | --- | --- | 1 | 1 | --- |
| Minnesota | --- | 44 | 14 | --- | --- | --- | 58 | 58 | --- |
| | 1 | 65 | 35 | 1 | 2 | 104 | --- | 104 | --- |
| New York | --- | 1 | 1 | --- | --- | --- | 2 | 2 | --- |
| North Dakota | --- | --- | --- | --- | 2 | 2 | --- | 2 | --- |
| South Dakota | --- | --- | 1 | --- | --- | 1 | --- | 1 | --- |
| Wisconsin | --- | --- | 1 | --- | --- | --- | 1 | 1 | --- |
| Totals | 1 | 115 | 54 | 1 | 4 | 110 | 65 | 175 | 0 |
| % of Totals | 0.5% | 66% | 31% | 0.5% | 2% | 63% | 37% | 100% | --- |

Architect Exam Applications – FY16

| State of Residence | Age Category | | | | | Gender | | Status | |
|--------------------|--------------|-------|-------|-----|------------|--------|--------|---------|------|
| | 18-25 | 26-34 | 35-59 | 60+ | Not Listed | Male | Female | Approve | Deny |
| California | --- | 1 | --- | --- | --- | 1 | --- | 1 | --- |
| Colorado | --- | 2 | --- | --- | --- | 2 | --- | 2 | --- |
| Connecticut | --- | 1 | --- | --- | --- | 1 | --- | 1 | --- |
| Illinois | --- | --- | 1 | --- | --- | --- | 1 | 1 | --- |
| Indiana | --- | --- | 1 | --- | --- | 1 | --- | 1 | --- |
| Minnesota | 6 | 62 | 16 | --- | --- | --- | 84 | 84 | --- |
| | 3 | 84 | 32 | --- | --- | 119 | --- | 119 | --- |
| Missouri | --- | --- | 1 | --- | --- | 1 | --- | 1 | --- |
| Oklahoma | --- | --- | 2 | --- | --- | --- | 2 | 2 | --- |
| South Dakota | --- | 1 | --- | --- | --- | 1 | --- | 1 | --- |
| Texas | --- | --- | 1 | --- | --- | 1 | --- | 1 | --- |

Appendix – Architecture

Architect Exam Applications – FY16 (Con't)

| State of Residence | Age Category | | | | | Gender | | Status | |
|--------------------|--------------|------------|-----------|------------|------------|------------|-----------|------------|----------|
| | 18-25 | 26-34 | 35-59 | 60+ | Not Listed | Male | Female | Approve | Deny |
| Wisconsin | --- | 3 | --- | --- | --- | --- | 3 | 3 | --- |
| | --- | 1 | --- | --- | --- | 1 | --- | 1 | --- |
| Totals | 9 | 155 | 54 | --- | --- | 128 | 90 | 218 | 0 |
| % of Totals | 4% | 71% | 25% | --- | --- | 59% | 41% | 100% | --- |

Architect Initial Licensure – FY15 and FY16

| State of Residence | Age Category | | | | | Gender | | Status | |
|--------------------|--------------|-----------|-----------|------------|------------|-----------|-----------|------------|----------|
| | 18-25 | 26-34 | 35-59 | 60+ | Not Listed | Male | Female | Approve | Deny |
| California | --- | --- | 1 | --- | --- | --- | 1 | 1 | --- |
| Colorado | --- | 1 | --- | --- | --- | 1 | --- | 1 | --- |
| Connecticut | --- | 1 | --- | --- | --- | 1 | --- | 1 | --- |
| Florida | --- | 1 | --- | --- | --- | --- | 1 | 1 | --- |
| Iowa | --- | --- | 1 | --- | --- | --- | 1 | 1 | --- |
| Minnesota | --- | 23 | 16 | --- | --- | --- | 39 | 39 | --- |
| | --- | 32 | 25 | --- | 1 | 58 | --- | 58 | --- |
| Missouri | --- | 1 | --- | --- | --- | 1 | --- | 1 | --- |
| New York | --- | 1 | 1 | --- | --- | 2 | --- | 2 | --- |
| North Dakota | --- | --- | --- | --- | 1 | 1 | --- | 1 | --- |
| Texas | --- | 1 | --- | --- | --- | 1 | --- | 1 | --- |
| Washington | --- | 1 | --- | --- | --- | --- | 1 | 1 | --- |
| Wisconsin | --- | 1 | --- | --- | --- | 1 | --- | 1 | --- |
| Other Country | --- | --- | 1 | --- | --- | --- | 1 | 1 | --- |
| Totals | --- | 63 | 45 | --- | 2 | 66 | 44 | 110 | 0 |
| % of Totals | --- | 57% | 41% | --- | 2% | 60% | 40% | 100% | --- |

Appendix – Architecture

Architect Applications by Comity – FY15

| State of Residence | Age Category | | | | | Gender | | Status | |
|----------------------|--------------|-------|-------|-----|------------|--------|--------|---------|------|
| | 18-25 | 26-34 | 35-59 | 60+ | Not Listed | Male | Female | Approve | Deny |
| Alabama | --- | --- | 1 | --- | --- | 1 | --- | 1 | --- |
| Arkansas | --- | --- | --- | 1 | --- | 1 | --- | 1 | --- |
| California | --- | --- | 4 | 2 | --- | 6 | --- | 5 | 1 |
| Colorado | --- | --- | 1 | --- | --- | --- | 1 | 1 | --- |
| | --- | 3 | 6 | 3 | --- | 12 | --- | 12 | --- |
| Connecticut | --- | --- | --- | 2 | --- | 2 | --- | 2 | --- |
| District of Columbia | --- | --- | 1 | --- | --- | 1 | --- | 1 | --- |
| Florida | --- | --- | 3 | --- | --- | 3 | --- | 3 | --- |
| Idaho | --- | --- | 1 | --- | --- | 1 | --- | 1 | --- |
| Illinois | --- | --- | 2 | --- | --- | --- | 2 | 2 | --- |
| | --- | --- | 11 | 2 | --- | 13 | --- | 13 | --- |
| Indiana | --- | --- | 1 | --- | --- | 1 | --- | 1 | --- |
| Iowa | --- | --- | 2 | --- | --- | --- | 2 | 2 | --- |
| | --- | --- | 1 | 1 | --- | 2 | --- | 1 | 1 |
| Kentucky | --- | --- | 1 | --- | --- | 1 | --- | 1 | --- |
| Louisiana | --- | --- | 1 | --- | --- | 1 | --- | 1 | --- |
| Massachusetts | --- | --- | 1 | --- | --- | 1 | --- | 1 | --- |
| Michigan | --- | --- | 1 | 2 | --- | 3 | --- | 3 | --- |
| Minnesota | --- | 1 | 4 | --- | --- | --- | 5 | 5 | --- |
| | --- | 1 | 7 | --- | --- | 8 | --- | 8 | --- |
| Mississippi | --- | --- | 1 | --- | --- | 1 | --- | 1 | --- |
| Missouri | --- | --- | 5 | 2 | --- | 7 | --- | 7 | --- |
| Montana | --- | --- | 1 | --- | --- | 1 | --- | 1 | --- |
| Nebraska | --- | --- | 2 | --- | --- | 2 | --- | 2 | --- |
| Nevada | --- | --- | 1 | --- | --- | 1 | --- | 1 | --- |
| New Jersey | --- | --- | 3 | --- | --- | 3 | --- | 2 | 1 |
| New York | --- | --- | 2 | --- | --- | 2 | --- | 2 | --- |
| North Carolina | --- | --- | 1 | --- | --- | 1 | --- | 1 | --- |
| North Dakota | --- | 1 | --- | --- | --- | --- | 1 | 1 | --- |
| | --- | --- | 1 | --- | --- | 1 | --- | 1 | --- |
| Ohio | --- | --- | 1 | --- | --- | --- | 1 | 1 | --- |
| | --- | --- | 2 | 2 | --- | 4 | --- | 4 | --- |
| Oregon | --- | --- | --- | 1 | --- | 1 | --- | 1 | --- |
| Pennsylvania | --- | --- | 1 | 1 | --- | 2 | --- | 2 | --- |

Appendix - Architecture

Architect Applications by Comity – FY15 (Con't)

| State of Residence | Age Category | | | | | Gender | | Status | |
|--------------------|--------------|----------|-----------|-----------|------------|------------|-----------|------------|----------|
| | 18-25 | 26-34 | 35-59 | 60+ | Not Listed | Male | Female | Approve | Deny |
| South Carolina | --- | --- | 1 | --- | --- | 1 | --- | 1 | --- |
| South Dakota | --- | --- | 1 | --- | --- | --- | 1 | 1 | --- |
| Tennessee | --- | --- | 1 | --- | --- | --- | 1 | 1 | --- |
| | --- | --- | 2 | --- | --- | 2 | --- | 2 | --- |
| Texas | --- | 1 | 1 | --- | --- | --- | 2 | 2 | --- |
| | --- | --- | 1 | 2 | --- | 3 | --- | 3 | --- |
| Utah | --- | --- | 1 | --- | --- | 1 | --- | 1 | --- |
| Washington | --- | --- | 2 | 2 | --- | 4 | --- | 4 | --- |
| Wisconsin | --- | --- | 3 | --- | --- | --- | 3 | 3 | --- |
| | --- | --- | 7 | --- | --- | 7 | --- | 6 | 1 |
| Totals | --- | 7 | 90 | 23 | --- | 101 | 19 | 116 | 4 |
| % of Totals | --- | 6% | 75% | 19% | --- | 84% | 16% | 97% | 3% |

Architect Applications by Comity – FY16

| State of Residence | Age Category | | | | | Gender | | Status | |
|----------------------|--------------|-------|-------|-----|------------|--------|--------|---------|------|
| | 18-25 | 26-34 | 35-59 | 60+ | Not Listed | Male | Female | Approve | Deny |
| Arizona | --- | --- | --- | --- | 1 | 1 | --- | 1 | --- |
| Arkansas | --- | --- | 3 | --- | --- | 3 | --- | 2 | 1 |
| California | --- | --- | 2 | --- | --- | --- | 2 | 2 | --- |
| | --- | --- | 2 | 1 | --- | 3 | --- | 3 | --- |
| Colorado | --- | --- | 2 | --- | --- | --- | 2 | 2 | --- |
| | --- | 1 | 1 | --- | --- | 2 | --- | 2 | --- |
| Connecticut | --- | --- | --- | 1 | --- | 1 | --- | 1 | --- |
| District of Columbia | --- | --- | 1 | 1 | --- | 2 | --- | 2 | --- |
| Florida | --- | 1 | 4 | --- | 1 | 6 | --- | 6 | --- |
| Georgia | --- | --- | 3 | 2 | --- | 5 | --- | 5 | --- |
| Illinois | --- | --- | 1 | --- | --- | --- | 1 | 1 | --- |
| | --- | --- | 13 | 1 | 1 | 15 | --- | 14 | 1 |
| Indiana | --- | --- | 1 | --- | --- | 1 | --- | 1 | --- |
| Iowa | --- | 1 | 4 | --- | --- | 5 | --- | 5 | --- |
| Kansas | --- | 1 | 2 | 1 | --- | 4 | --- | 4 | --- |

Appendix - Architecture

| State of Residence | Age Category | | | | | Gender | | Status | |
|--------------------|--------------|-----------|------------|-----------|------------|------------|-----------|------------|----------|
| | 18-25 | 26-34 | 35-59 | 60+ | Not Listed | Male | Female | Approve | Deny |
| Louisiana | --- | --- | 1 | --- | --- | 1 | --- | 1 | --- |
| Maryland | --- | --- | 2 | --- | --- | 2 | --- | 2 | --- |
| Massachusetts | --- | --- | 1 | 1 | --- | 2 | --- | 2 | --- |
| Michigan | --- | --- | 1 | --- | --- | --- | 1 | 1 | --- |
| | --- | --- | 4 | --- | --- | 4 | --- | 4 | --- |
| Minnesota | --- | --- | 2 | --- | --- | --- | 2 | 2 | --- |
| | --- | 1 | 13 | 1 | --- | 15 | --- | 15 | --- |
| Missouri | --- | --- | 1 | 1 | --- | --- | 2 | 2 | --- |
| | --- | 3 | 2 | 1 | --- | 6 | --- | 6 | --- |
| Montana | --- | --- | 1 | --- | --- | 1 | --- | 1 | --- |
| Nebraska | --- | --- | 1 | 1 | --- | 2 | --- | 2 | --- |
| New Jersey | --- | --- | 2 | --- | --- | 2 | --- | 2 | --- |
| New York | --- | --- | --- | 1 | --- | --- | 1 | 1 | --- |
| | --- | --- | 3 | 1 | --- | 4 | --- | 4 | --- |
| North Carolina | --- | --- | 1 | --- | --- | 1 | --- | 1 | --- |
| North Dakota | --- | 1 | 1 | --- | --- | --- | 2 | 2 | --- |
| | --- | --- | 1 | --- | --- | 1 | --- | 1 | --- |
| Ohio | --- | --- | 4 | 1 | --- | 5 | --- | 5 | --- |
| Oklahoma | --- | --- | 1 | --- | --- | 1 | --- | 1 | --- |
| Oregon | --- | --- | 1 | --- | --- | 1 | --- | 1 | --- |
| Pennsylvania | --- | --- | 1 | --- | --- | --- | 1 | 1 | --- |
| | --- | --- | 3 | 1 | --- | 4 | --- | 4 | --- |
| South Dakota | --- | 1 | 4 | --- | --- | 5 | --- | 5 | --- |
| Texas | --- | 1 | --- | --- | --- | --- | 1 | 1 | --- |
| | --- | --- | 9 | 3 | --- | 12 | --- | 12 | --- |
| Virginia | --- | --- | 1 | --- | --- | --- | 1 | 1 | --- |
| | --- | --- | 1 | --- | --- | 1 | --- | 1 | --- |
| Washington | --- | --- | 1 | 1 | --- | 2 | --- | 2 | --- |
| Wisconsin | --- | --- | 2 | --- | --- | --- | 2 | 2 | --- |
| | --- | --- | 2 | 1 | --- | 3 | --- | 2 | 1 |
| Totals | | 11 | 106 | 21 | 3 | 123 | 18 | 138 | 3 |
| % of Totals | | 8% | 75% | 15% | 2% | 87% | 13% | 98% | 2% |

Appendix - Engineering

Fundamentals of Engineering Examination – FY15

| Age Categories | 18-25 | 26-34 | 35-59 | 60 + | Not Listed | Total | % of Total |
|-------------------------|------------|------------|-----------|------------|------------|------------|------------|
| MN Females – Passed | 27 | 14 | 3 | --- | --- | 44 | 12% |
| MN Females – Failed | 12 | 3 | 1 | --- | --- | 16 | 4% |
| MN Males – Passed | 132 | 79 | 13 | --- | --- | 224 | 60% |
| MN Males – Failed | 28 | 30 | 5 | --- | --- | 63 | 17% |
| Non-MN Females – Passed | 5 | --- | --- | --- | --- | 5 | 1% |
| Non-MN Females - Failed | 1 | 1 | --- | --- | --- | 2 | <1% |
| Non-MN Males – Passed | 10 | 8 | --- | --- | --- | 18 | 5% |
| Non-MN Males - Failed | 2 | 2 | --- | --- | --- | 4 | 1% |
| Totals | 217 | 137 | 22 | --- | --- | 376 | |
| % of Totals | 58% | 36% | 6% | --- | --- | | |

Fundamentals of Engineering Examination – FY16

| Age Categories | 18-25 | 26-34 | 35-59 | 60 + | Not Listed | Total | % of Total |
|-------------------------|------------|------------|-----------|------------|------------|------------|------------|
| MN Females – Passed | 52 | 6 | 2 | --- | 1 | 61 | 14% |
| MN Females – Failed | 14 | 9 | 3 | --- | --- | 26 | 6% |
| MN Males – Passed | 173 | 58 | 13 | --- | 2 | 246 | 57% |
| MN Males – Failed | 24 | 31 | 12 | --- | 1 | 68 | 16% |
| Non-MN Females – Passed | 3 | 1 | --- | --- | --- | 4 | 1% |
| Non-MN Females - Failed | 1 | --- | --- | --- | --- | 1 | <1% |
| Non-MN Males – Passed | 16 | 3 | --- | --- | --- | 19 | 4% |
| Non-MN Males - Failed | 1 | 2 | --- | --- | --- | 3 | 1% |
| Totals | 284 | 110 | 30 | --- | 4 | 428 | |
| % of Totals | 66% | 26% | 7% | --- | 1% | | |

Appendix - Engineering

Principles and Practice of Engineering Examination – October 2014

| Age Categories | 18-25 | 26-34 | 35-59 | 60 + | Not Listed | Total | % of Total |
|-------------------------|-------|------------|-----------|----------|------------|------------|------------|
| MN Females – Passed | --- | 13 | 4 | --- | --- | 17 | 11% |
| MN Females – Failed | --- | 2 | 2 | --- | --- | 4 | 3% |
| MN Males – Passed | --- | 50 | 16 | --- | --- | 66 | 45% |
| MN Males – Failed | --- | 17 | 8 | 2 | --- | 27 | 18% |
| Non-MN Females – Passed | --- | 1 | --- | --- | --- | 1 | 1% |
| Non-MN Females - Failed | --- | --- | --- | --- | --- | --- | --- |
| Non-MN Males – Passed | --- | 11 | 3 | 1 | --- | 15 | 10% |
| Non-MN Males - Failed | --- | 1 | 2 | --- | --- | 3 | 2% |
| No show for exam | --- | 12 | 3 | --- | --- | 15 | 10% |
| Totals | --- | 107 | 38 | 3 | --- | 148 | |
| % of Totals | --- | 72% | 26% | 2% | --- | | |

Principles and Practice of Engineering – April 2015

| Age Categories | 18-25 | 26-34 | 35-59 | 60 + | Not Listed | Total | % of Total |
|-------------------------|-------|------------|-----------|----------|------------|------------|------------|
| MN Females – Passed | --- | 7 | 3 | --- | --- | 10 | 5% |
| MN Females – Failed | --- | 7 | 6 | --- | --- | 13 | 7% |
| MN Males – Passed | --- | 91 | 14 | --- | --- | 105 | 53% |
| MN Males – Failed | --- | 19 | 10 | 2 | --- | 31 | 16% |
| Non-MN Females – Passed | --- | 2 | --- | --- | --- | 2 | 1% |
| Non-MN Females - Failed | --- | --- | --- | --- | --- | --- | --- |
| Non-MN Males – Passed | --- | 10 | 2 | --- | --- | 12 | 6% |
| Non-MN Males - Failed | --- | 3 | --- | --- | --- | 3 | 1% |
| No show for exam | --- | 15 | 7 | --- | --- | 22 | 11% |
| Totals | --- | 154 | 42 | 2 | --- | 198 | |
| % of Totals | --- | 78% | 21% | 1% | --- | | |

Appendix - Engineering

Principles and Practice of Engineering Examination – October 2015

| Age Categories | 18-25 | 26-34 | 35-59 | 60 + | Not Listed | Total | % of Total |
|-------------------------|-------|------------|-----------|----------|------------|------------|------------|
| MN Females – Passed | --- | 12 | 2 | --- | --- | 14 | 7% |
| MN Females – Failed | --- | 3 | 1 | --- | --- | 4 | 2% |
| MN Males – Passed | --- | 76 | 13 | --- | --- | 89 | 47% |
| MN Males – Failed | --- | 25 | 11 | 1 | --- | 37 | 20% |
| Non-MN Females – Passed | --- | 1 | 1 | --- | --- | 2 | 1% |
| Non-MN Females - Failed | --- | --- | --- | 1 | --- | 1 | 1% |
| Non-MN Males – Passed | --- | 9 | 6 | --- | --- | 15 | 8% |
| Non-MN Males - Failed | --- | 1 | 1 | --- | --- | 2 | 1% |
| No show for exam | --- | 14 | 10 | 1 | --- | 25 | 13% |
| Totals | --- | 141 | 45 | 3 | --- | 189 | |
| % of Totals | --- | 75% | 24% | 1% | --- | | |

Principles and Practice of Engineering – April 2016

| Age Categories | 18-25 | 26-34 | 35-59 | 60 + | Not Listed | Total | % of Total |
|-------------------------|-------|------------|-----------|----------|------------|------------|------------|
| MN Females – Passed | --- | 16 | 3 | --- | --- | 19 | 8% |
| MN Females – Failed | --- | 6 | 3 | --- | --- | 9 | 4% |
| MN Males – Passed | --- | 108 | 18 | 1 | --- | 127 | 51% |
| MN Males – Failed | --- | 31 | 11 | 1 | --- | 43 | 17% |
| Non-MN Females – Passed | --- | --- | --- | --- | --- | --- | --- |
| Non-MN Females - Failed | --- | --- | --- | 1 | --- | 1 | <1% |
| Non-MN Males – Passed | --- | 6 | 2 | --- | --- | 8 | 3% |
| Non-MN Males - Failed | --- | --- | 3 | --- | 1 | 4 | 2% |
| No show for exam | --- | 22 | 14 | --- | --- | 36 | 15% |
| Totals | --- | 189 | 54 | 3 | 1 | 247 | |
| % of Totals | --- | 77% | 22% | 1% | <1% | | |

Appendix - Engineering

Professional Engineer Applications by Comity – FY15

| State of Residence | Age Category | | | | | Gender | | Status | |
|--------------------|--------------|-------|-------|-----|------------|--------|--------|---------|------|
| | 18-25 | 26-34 | 35-59 | 60+ | Not Listed | Male | Female | Approve | Deny |
| Alabama | --- | 1 | 1 | 1 | --- | 3 | --- | 3 | --- |
| Alaska | --- | 1 | --- | --- | --- | 1 | --- | 1 | --- |
| Arizona | --- | --- | 3 | 1 | --- | 4 | --- | 4 | --- |
| Arkansas | --- | 1 | 2 | --- | --- | 3 | --- | 3 | --- |
| California | --- | --- | 1 | --- | --- | --- | 1 | --- | 1 |
| | --- | 1 | 16 | 1 | --- | 18 | --- | 11 | 7 |
| Colorado | --- | 4 | 20 | 4 | --- | 28 | --- | 26 | 2 |
| Connecticut | --- | --- | 1 | --- | --- | 1 | --- | 1 | --- |
| Florida | --- | 1 | 10 | 1 | --- | 12 | --- | 12 | --- |
| Georgia | --- | 1 | 6 | --- | --- | 7 | --- | 7 | --- |
| Idaho | --- | --- | 4 | 1 | --- | 5 | --- | 5 | --- |
| Illinois | --- | --- | 6 | --- | --- | --- | 6 | 5 | 1 |
| | --- | 5 | 25 | 1 | --- | 31 | --- | 27 | 4 |
| Indiana | --- | 1 | 2 | --- | --- | 3 | --- | 3 | --- |
| Iowa | --- | --- | 1 | --- | --- | --- | 1 | 1 | --- |
| | --- | 1 | 11 | --- | --- | 12 | --- | 12 | --- |
| Kansas | --- | --- | 2 | --- | --- | --- | 2 | 2 | --- |
| | --- | 5 | 19 | 1 | --- | 25 | --- | 22 | 3 |
| Kentucky | --- | --- | 2 | --- | --- | 2 | --- | 1 | 1 |
| Louisiana | --- | --- | 3 | --- | --- | 3 | --- | 3 | --- |
| Maine | --- | 1 | 1 | --- | --- | 2 | --- | 2 | --- |
| Maryland | --- | 1 | --- | 2 | --- | 3 | --- | 3 | --- |
| Michigan | --- | 1 | 13 | 2 | 1 | 17 | --- | 15 | 2 |
| Minnesota | --- | 2 | 1 | --- | --- | 3 | --- | 3 | --- |
| | --- | 14 | 17 | 1 | --- | 32 | --- | 25 | 7 |
| Mississippi | --- | --- | 2 | --- | --- | 2 | --- | 2 | --- |
| Missouri | --- | --- | 3 | --- | --- | --- | 3 | 3 | --- |
| | --- | 2 | 14 | 2 | --- | 18 | --- | 17 | 1 |
| Montana | --- | 1 | 3 | --- | --- | 4 | --- | 4 | --- |
| Nebraska | --- | 3 | 4 | --- | --- | 7 | --- | 7 | --- |
| Nevada | --- | --- | 1 | 1 | --- | 2 | --- | 1 | 1 |
| New Hampshire | --- | --- | 1 | --- | --- | --- | 1 | 1 | --- |
| | --- | --- | 1 | --- | --- | 1 | --- | 1 | --- |

Appendix - Engineering

Professional Engineer Applications by Comity – FY15 (Con't)

| State of Residence | Age Category | | | | | Gender | | Status | |
|--------------------|--------------|-----------|------------|-----------|------------|------------|-----------|------------|-----------|
| | 18-25 | 26-34 | 35-59 | 60+ | Not Listed | Male | Female | Approve | Deny |
| New Jersey | --- | --- | 4 | 1 | --- | 5 | --- | 4 | 1 |
| New Mexico | --- | --- | 1 | --- | --- | --- | 1 | --- | 1 |
| New York | --- | --- | 8 | --- | --- | 8 | --- | 7 | 1 |
| North Carolina | --- | --- | 7 | --- | --- | 7 | --- | 6 | 1 |
| North Dakota | --- | --- | 2 | --- | --- | --- | 2 | 2 | --- |
| | --- | 13 | 6 | --- | --- | 19 | --- | 18 | 1 |
| Ohio | --- | 2 | 15 | 2 | 1 | 20 | --- | 19 | 1 |
| Oklahoma | --- | --- | 1 | --- | --- | --- | 1 | --- | 1 |
| | --- | --- | 5 | 1 | --- | 6 | --- | 6 | --- |
| Oregon | --- | 1 | 4 | --- | --- | 5 | --- | 5 | --- |
| Pennsylvania | --- | --- | 1 | --- | --- | --- | 1 | 1 | --- |
| | --- | 2 | 11 | 3 | --- | 16 | --- | 14 | 2 |
| Rhode Island | --- | --- | 2 | --- | --- | 2 | --- | 2 | --- |
| South Carolina | --- | --- | 1 | --- | --- | 1 | --- | 1 | --- |
| South Dakota | --- | 1 | --- | --- | --- | --- | 1 | 1 | --- |
| | --- | 2 | 6 | --- | --- | 8 | --- | 8 | --- |
| Tennessee | --- | --- | 5 | --- | --- | 5 | --- | 5 | --- |
| Texas | --- | 1 | 2 | --- | --- | --- | 3 | 3 | --- |
| | --- | 5 | 13 | 3 | 1 | 22 | --- | 20 | 2 |
| Utah | --- | --- | 4 | 1 | --- | 5 | --- | 4 | 1 |
| Virginia | --- | --- | 2 | --- | --- | --- | 2 | 1 | 1 |
| | --- | --- | 3 | 1 | --- | 4 | --- | 4 | --- |
| Washington | --- | --- | 3 | 1 | --- | 4 | --- | 4 | --- |
| West Virginia | --- | --- | 1 | --- | --- | 1 | --- | 1 | --- |
| Wisconsin | --- | 1 | 3 | --- | --- | --- | 4 | 4 | --- |
| | --- | 6 | 21 | 2 | --- | 29 | --- | 28 | 1 |
| Other Country | --- | 2 | 3 | --- | --- | 5 | --- | 4 | 1 |
| Totals | --- | 83 | 330 | 34 | 3 | 421 | 29 | 405 | 45 |
| % of Totals | --- | 18% | 73% | 8% | 1% | 94% | 6% | 90% | 10% |

Appendix – Engineering

Professional Engineer Applications by Comity – FY16

| State of Residence | Age Category | | | | | Gender | | Status | |
|--------------------|--------------|-------|-------|-----|------------|--------|--------|---------|------|
| | 18-25 | 26-34 | 35-59 | 60+ | Not Listed | Male | Female | Approve | Deny |
| Alabama | --- | 1 | 5 | --- | --- | 6 | --- | 6 | --- |
| Alaska | --- | 1 | --- | --- | --- | 1 | --- | 1 | --- |
| Arizona | --- | --- | 1 | --- | --- | --- | 1 | 1 | --- |
| | --- | --- | 5 | --- | --- | 5 | --- | 4 | 1 |
| Arkansas | --- | 1 | 1 | --- | --- | 2 | --- | 2 | --- |
| California | --- | --- | 6 | 2 | --- | 8 | --- | 8 | --- |
| Colorado | --- | --- | 1 | --- | --- | --- | 1 | 1 | --- |
| | --- | 2 | 4 | --- | --- | 6 | --- | 6 | --- |
| Connecticut | --- | 1 | --- | --- | --- | --- | 1 | 1 | --- |
| | --- | --- | --- | 1 | --- | 1 | --- | 1 | --- |
| Florida | --- | --- | 1 | --- | --- | --- | 1 | 1 | --- |
| | --- | --- | 6 | 1 | --- | 7 | --- | 7 | --- |
| Georgia | --- | --- | 7 | --- | --- | 7 | --- | 7 | --- |
| Idaho | --- | --- | 1 | --- | --- | 1 | --- | 1 | --- |
| Illinois | --- | --- | 5 | --- | --- | --- | 5 | 5 | --- |
| | --- | 6 | 23 | 4 | --- | 33 | --- | 32 | 1 |
| Indiana | --- | 1 | 8 | --- | --- | 9 | --- | 8 | 1 |
| Iowa | --- | --- | 2 | --- | --- | --- | 2 | 1 | 1 |
| | --- | 3 | 3 | --- | --- | 6 | --- | 6 | --- |
| Kansas | --- | 1 | 10 | 2 | --- | 13 | --- | 13 | --- |
| Kentucky | --- | 1 | 4 | --- | --- | 5 | --- | 3 | 2 |
| Louisiana | --- | --- | 3 | --- | --- | 3 | --- | 3 | --- |
| Maryland | --- | 1 | 4 | --- | --- | 5 | --- | 5 | --- |
| Massachusetts | --- | 1 | 1 | 1 | --- | 3 | --- | 3 | --- |
| Michigan | --- | --- | 6 | --- | --- | 6 | --- | 6 | --- |
| Minnesota | --- | 1 | 3 | --- | --- | --- | 4 | 4 | --- |
| | --- | 10 | 12 | 1 | 1 | 24 | --- | 22 | 2 |
| Mississippi | --- | --- | 1 | --- | --- | 1 | --- | 1 | --- |
| Missouri | --- | 2 | 9 | --- | 1 | 12 | --- | 12 | --- |
| Montana | --- | 2 | 2 | --- | --- | 4 | --- | 4 | --- |
| Nebraska | --- | 2 | 4 | --- | --- | 6 | --- | 6 | --- |
| New Jersey | --- | --- | 5 | 1 | --- | 6 | --- | 6 | --- |
| New Mexico | --- | --- | 1 | --- | --- | 1 | --- | 1 | --- |

Appendix – Engineering

Professional Engineer Applications by Comity – FY16 (Con't)

| State of Residence | Age Category | | | | | Gender | | Status | |
|--------------------|--------------|-----------|------------|-----------|------------|------------|-----------|------------|-----------|
| | 18-25 | 26-34 | 35-59 | 60+ | Not Listed | Male | Female | Approve | Deny |
| New York | --- | --- | 5 | 1 | --- | 6 | --- | 5 | 1 |
| North Carolina | --- | 1 | --- | --- | --- | --- | 1 | 1 | --- |
| | --- | 2 | 7 | --- | --- | 9 | --- | 8 | 1 |
| North Dakota | --- | --- | 1 | --- | --- | --- | 1 | 1 | --- |
| | --- | 7 | 1 | 1 | --- | 9 | --- | 9 | --- |
| Ohio | --- | 1 | 17 | 2 | 2 | 22 | --- | 22 | --- |
| Oklahoma | --- | --- | 2 | --- | --- | --- | 2 | 2 | --- |
| | --- | 1 | 5 | 1 | --- | 7 | --- | 7 | --- |
| Oregon | --- | --- | 1 | --- | --- | --- | 1 | 1 | --- |
| | --- | 2 | 2 | 1 | --- | 5 | --- | 3 | 2 |
| Pennsylvania | --- | --- | 1 | --- | --- | --- | 1 | 1 | --- |
| | --- | 1 | 4 | 3 | --- | 8 | --- | 8 | --- |
| South Carolina | --- | --- | 2 | --- | --- | 2 | --- | 2 | --- |
| South Dakota | --- | 5 | 5 | --- | --- | 10 | --- | 9 | 1 |
| Tennessee | --- | --- | 3 | --- | --- | 3 | --- | 3 | --- |
| Texas | --- | 2 | 1 | --- | --- | --- | 3 | 3 | --- |
| | --- | 6 | 19 | 4 | --- | 29 | --- | 28 | 1 |
| Virginia | --- | 1 | 3 | 2 | --- | 6 | --- | 6 | --- |
| Washington | --- | --- | 5 | --- | --- | 5 | --- | 5 | --- |
| Wisconsin | --- | --- | 2 | --- | --- | --- | 2 | 2 | --- |
| | --- | 9 | 19 | 2 | 1 | 31 | --- | 30 | 1 |
| Other Country | --- | --- | 1 | 1 | --- | 2 | --- | 1 | 1 |
| Totals | --- | 75 | 250 | 31 | 5 | 335 | 26 | 345 | 16 |
| % of Totals | --- | 21% | 69% | 9% | 1% | 93% | 7% | 96% | 4% |

Appendix – Engineering

Professional Engineer Applications by EEE – FY15

| State of Residence | Age Category | | | | | Gender | | Status | |
|--------------------|--------------|-----------|-----------|-----------|------------|------------|-----------|------------|----------|
| | 18-25 | 26-34 | 35-59 | 60+ | Not Listed | Male | Female | Approve | Deny |
| Arizona | --- | --- | 1 | 2 | 1 | 4 | --- | 4 | --- |
| California | --- | 1 | 2 | --- | --- | --- | 3 | 3 | --- |
| | --- | 1 | 8 | 2 | --- | 11 | --- | 10 | 1 |
| Colorado | --- | --- | 6 | 1 | 1 | 8 | --- | 7 | 1 |
| Connecticut | --- | --- | 1 | --- | --- | --- | 1 | 1 | --- |
| Florida | --- | --- | 2 | --- | --- | 2 | --- | 2 | --- |
| Idaho | --- | --- | 1 | 1 | --- | 2 | --- | 2 | --- |
| Illinois | --- | --- | 4 | 3 | --- | 7 | --- | 6 | 1 |
| Iowa | --- | --- | 1 | --- | --- | 1 | --- | 1 | --- |
| Kansas | --- | --- | --- | 1 | --- | 1 | --- | 1 | --- |
| Kentucky | --- | --- | 1 | --- | --- | 1 | --- | 1 | --- |
| Michigan | --- | --- | 4 | 2 | --- | 6 | --- | 6 | --- |
| Minnesota | --- | 2 | 4 | --- | --- | --- | 6 | 6 | --- |
| | --- | 4 | 9 | 1 | --- | 14 | --- | 12 | 2 |
| Missouri | --- | --- | 4 | --- | --- | 4 | --- | 4 | --- |
| New Jersey | --- | --- | 1 | 1 | --- | 2 | --- | 2 | --- |
| New York | --- | 1 | --- | --- | --- | --- | 1 | 1 | --- |
| | --- | 1 | 2 | --- | --- | 3 | --- | 3 | --- |
| North Carolina | --- | --- | 1 | --- | --- | --- | 1 | 1 | --- |
| | --- | 1 | 1 | 1 | 1 | 4 | --- | 3 | 1 |
| North Dakota | --- | 2 | 2 | --- | --- | 4 | --- | 4 | --- |
| Ohio | --- | 1 | 1 | --- | --- | 2 | --- | 2 | --- |
| Oregon | --- | --- | 1 | --- | --- | 1 | --- | 1 | --- |
| Pennsylvania | --- | --- | 3 | 1 | --- | 4 | --- | 4 | --- |
| South Dakota | --- | --- | 1 | --- | --- | 1 | --- | 1 | --- |
| Tennessee | --- | --- | 1 | --- | --- | 1 | --- | 1 | --- |
| Texas | --- | 1 | 1 | 1 | --- | 3 | --- | 3 | --- |
| Utah | --- | --- | --- | 1 | --- | 1 | --- | 1 | --- |
| Virginia | --- | --- | --- | 1 | --- | 1 | --- | 1 | --- |
| Washington | --- | --- | 3 | 2 | --- | 5 | --- | 5 | --- |
| Wisconsin | --- | 2 | 8 | --- | --- | 10 | --- | 9 | 1 |
| Other Country | --- | --- | 1 | --- | --- | 1 | --- | 1 | --- |
| Totals | --- | 17 | 75 | 21 | 3 | 104 | 12 | 109 | 7 |
| % of Totals | --- | 15% | 65% | 18% | 2% | 90% | 10% | 94% | 6% |

Appendix – Engineering

Professional Engineer Applications by EEE – FY16

| State of Residence | Age Category | | | | | Gender | | Status | |
|--------------------|--------------|-------|-------|-----|------------|--------|--------|---------|------|
| | 18-25 | 26-34 | 35-59 | 60+ | Not Listed | Male | Female | Approve | Deny |
| Alabama | --- | --- | --- | 1 | --- | 1 | --- | 1 | --- |
| Arizona | --- | --- | 5 | --- | --- | 5 | --- | 5 | --- |
| California | --- | --- | 2 | --- | --- | --- | 2 | 1 | 1 |
| | --- | 1 | 3 | 2 | --- | 6 | --- | 6 | --- |
| Colorado | --- | --- | 1 | --- | --- | --- | 1 | 1 | --- |
| | --- | --- | 6 | --- | 1 | 7 | --- | 7 | --- |
| Illinois | --- | 6 | 8 | 2 | --- | 16 | --- | 16 | --- |
| Iowa | --- | 1 | 1 | 1 | --- | 3 | --- | 3 | --- |
| Kentucky | --- | --- | 2 | --- | --- | 2 | --- | 2 | --- |
| Louisiana | --- | --- | --- | 1 | --- | 1 | --- | 1 | --- |
| Massachusetts | --- | 1 | 1 | 1 | --- | 3 | --- | 3 | --- |
| Michigan | --- | --- | 5 | 1 | --- | 6 | --- | 6 | --- |
| Minnesota | --- | 2 | --- | --- | --- | --- | 2 | 1 | 1 |
| | --- | 10 | 5 | 2 | --- | 17 | --- | 17 | --- |
| Missouri | --- | --- | 2 | --- | --- | 2 | --- | 2 | --- |
| Nebraska | --- | --- | 2 | --- | --- | 2 | --- | 2 | --- |
| Nevada | --- | --- | 1 | --- | --- | 1 | --- | 1 | --- |
| New Jersey | --- | --- | 1 | 1 | --- | 2 | --- | 2 | --- |
| New York | --- | --- | 2 | --- | --- | 2 | --- | 2 | --- |
| North Carolina | --- | 2 | 2 | --- | 1 | 5 | --- | 5 | --- |
| North Dakota | --- | 1 | --- | --- | --- | 1 | --- | 1 | --- |
| Ohio | --- | --- | 2 | 1 | 1 | 4 | --- | 4 | --- |
| Oklahoma | --- | --- | 1 | --- | --- | --- | 1 | 1 | --- |
| | --- | --- | 1 | 1 | --- | 2 | --- | 2 | --- |
| Oregon | --- | --- | 1 | --- | --- | --- | 1 | 1 | --- |
| | --- | 1 | --- | --- | --- | 1 | --- | 1 | --- |
| Pennsylvania | --- | --- | 2 | --- | --- | 2 | --- | 2 | --- |
| South Carolina | --- | --- | --- | 1 | --- | 1 | --- | 1 | --- |
| South Dakota | --- | --- | 1 | --- | --- | 1 | --- | 1 | --- |
| Tennessee | --- | --- | 1 | 1 | --- | 2 | --- | 2 | --- |
| Texas | --- | 1 | 2 | 3 | --- | 6 | --- | 6 | --- |
| Utah | --- | 1 | --- | --- | --- | 1 | --- | 1 | --- |
| Virginia | --- | --- | 1 | --- | --- | 1 | --- | 1 | --- |

Appendix – Engineering

Professional Engineer Applications by EEE – FY16 (Con't)

| State of Residence | Age Category | | | | | Gender | | Status | |
|--------------------|--------------|-----------|-----------|-----------|------------|------------|----------|------------|----------|
| | 18-25 | 26-34 | 35-59 | 60+ | Not Listed | Male | Female | Approve | Deny |
| Washington | --- | --- | --- | 1 | --- | 1 | --- | 1 | --- |
| Wisconsin | --- | 1 | --- | 1 | --- | --- | 2 | 2 | --- |
| | --- | 3 | 8 | 1 | --- | 12 | --- | 12 | --- |
| Other Country | --- | --- | 1 | --- | --- | 1 | --- | 1 | --- |
| Totals | --- | 31 | 70 | 22 | 3 | 117 | 9 | 124 | 2 |
| % of Totals | --- | 25% | 56% | 17% | 2% | 93% | 7% | 98% | 2% |