

COPY


Minnesota Department of Natural Resources
Division of Forestry


M.S. 16A.125, Subd 5(1) Transfer Certification Report
Fiscal Year 2007


		School Susp. Fund: 860 Appr: 012	Univ. Susp. Fund: 610 Appr: 010	Trust Land Totals ⁽¹⁾
12 Month Revenues	Revenues Received	\$11,666,887	\$301,943	\$11,968,830
	Minus Revenues not Associated with Forest Management	(\$418,369)	(\$1,087)	(\$419,456)
	Revenues associated with Forest Management	\$11,248,518	\$300,856	\$11,549,374
	Minus Refunds associated with Forest Management	(\$610,888)	(\$1,689)	(\$612,577)
	Net Revenue associated with Forest Management ⁽¹⁾	\$10,637,630	\$299,167	\$10,936,796
12 Month Costs	Protection Management	\$2,731,321	\$21,310	\$2,752,630
	Improvement	\$2,918,261	\$22,768	\$2,941,029
	Administration	\$941,372	\$7,345	\$948,717
	Forest Roads	\$1,331,426	\$10,388	\$1,341,813
	Certified Forestry Costs ⁽¹⁾	\$8,003,233	\$62,441	\$8,065,674
12 Month M.S. 16A.125 Subd. 5(d) Transfers to Other Accounts ⁽²⁾				
12 Month Transfer to the Forest Management Investment Account				
	M.S. 16A.125, Subd. 5(d)(1) Transfer ⁽³⁾	\$3,940,487	\$30,743	\$3,971,231
12 Month Transfer to the State General Fund				
	M.S. 16A.125, Subd. 5(d)(2) Transfer ⁽⁴⁾	\$1,062,746	\$31,697	\$4,094,443
	Total M.S. 16A.125 Transfers ⁽³⁾	\$8,003,233	\$62,441	\$8,065,674
12 Month Net to Permanent Trust Funds				
	Net Revenues associated with Forest Management minus Certified Costs	\$2,634,399	\$236,726	\$2,871,122
	Revenues not associated with Forest Management	\$418,369	\$1,087	\$419,456
	Less Transfer to St Forest Suspense-Land Sales Legal citation 051 001 02 003 002 860	(\$150,000)		(\$150,000)
	Less Transfer to St Forest Suspense-Aggregate Legal citation 051 001 02 003 002 860	(\$50,000)		(\$50,000)
	Net Revenue to Trust Funds ⁽¹⁾	\$2,852,766	\$237,813	\$3,090,579

Notes:

- ⁽¹⁾ Totals may not add due to rounding
- ⁽²⁾ Total of all transfers is limited to the lesser of: (a) certified costs or (b) forestry revenues
- ⁽³⁾ Total of forest management, forest improvement, forest road costs
- ⁽⁴⁾ Total of protection and administration costs

Submitted By:

Dave Epperly
Director
Div of Forestry
Date: 12/4/07

Reviewed By:

Denise Anderson
Administrator
DNR OMBS
Date: 12/14/07

Certified By:

Marsha Battles-Jenks
Exec Bdgt Officer
Dept of Finance
Date: 2/22/08

Department of Natural Resources
 Division of Forestry

Determination of MS 16A.125 Costs for Fiscal Year 2007

Forest Trust Land Acreage:

2,573,860	Total School Trust Acres
- 200,634	Less recreation, mining and urban use acres
2,373,226	School Trust Acres subject to cost certification
25,891	Total University Trust Acres
- 7,375	Less recreation, mining and urban use acres
18,516	University Trust Acres subject to cost certification
2,391,742	Total Trust Acres subject to cost certification 2,373,226 acres School + 18,516 acres University

Protection Costs:

\$26,640,888	Total Forestry Protection Costs
+ (\$366,554)	Less Recovered Costs (from billings)
<u>\$26,274,334</u>	Net Forest Protection Costs to be Allocated
\$1.151	Protection Cost Per Acre (\$26,274,334 / 22,829,589 acres protected)
\$2,731,321	School Trust Protection Costs = \$1.151 X 2,373,226 acres
\$21,310	University Trust Protection Costs = \$1.151 X 18,516 acres

Management Costs:

\$4,645,013	Total Timber Sales Costs
x 44.920%	Trust Land Timber Revenue as a Percentage of Total Timber Revenue
<u>\$2,086,561</u>	Timber Sales Costs to be allocated to Trust Lands
+ \$854,468	Total of Itemized Trust Land Management Costs (Lease Admin., Tbr Inventory, etc.)
<u>\$2,941,029</u>	Forest Management Costs to be allocated to Trust Lands
\$1.230	Management Cost Per Acre (\$2,941,029 / 2,391,742 acres of trust land)
\$2,918,261	School Trust Management Costs = \$1.230 X 2,373,226 acres
\$22,768	University Trust Management Costs = \$1.230 X 18,516 acres

Improvement Costs:

Department of Natural Resources
Division of Forestry

Determination of MS 16A.125 Costs for Fiscal Year 2007

\$2,111,993	Total Forestry Improvement Costs
<u>44.920%</u>	Trust Land Timber Harvest as a Percentage of Total Timber Harvest
\$948,717	Forest Improvement Costs to be allocated to Trust Lands
\$0.397	Improvement Cost Per Acre (\$948,717 / 2,391,742 acres of trust land)

\$941,372	School Trust Improvement Costs = \$0.397 X 2,373,226 acres
-----------	---

\$7,345	University Trust Improvement Costs = \$0.397 X 18,516 acres
---------	--

Administrative Costs:

\$8,609,391	Total Forestry Administrative Costs
<u>15.585%</u>	Forestry General Fund Expenditures as a Percentage of Forestry Expenditures
x \$1,341,813	Forestry Administrative Costs to be Allocated to Direct Management Activities
	Trust Land Direct Expenditures as a Percentage of Total Direct Expenditures
	Forestry Administrative Costs to be Allocated to Trust Lands
\$0.561	Administrative Cost Per Acre (\$1,341,813 / 2,391,742 acres of trust land)

\$1,331,425	School Trust Administrative Costs = \$0.561 X 2,373,226 acres
-------------	--

\$10,388	University Trust Administrative Costs = \$0.561 X 18,516 acres
----------	---

Forest Road Costs:

\$1,729,302	Total Forestry Road Costs
x 4.712%	Trust Land Acreage as a Percentage of Total Acres Served by Forest Roads
\$81,485	State Forest Road Costs to be allocated to Trust Lands
\$0.034	State Forest Road Cost Per Acre (\$81,485 / 2,391,742 acres of trust land)

\$80,854	School Trust Road Costs = \$0.034 X 2,373,226 acres
----------	--

\$631	University Trust Road Costs = \$0.034 X 18,516 acres
-------	---

Department of Natural Resources
Division of Forestry

Determination of MS 16A.125 Costs for Fiscal Year 2007

A Base Data from Division of Lands and Minerals, Division of Forestry and Department of Finance Records

1	Acres of Permanent School Fund Land Subject to Cost Certification	2,373,226
2	Acres of University Trust Fund Land Subject to Cost Certification	18,516
3	Total Acres of Trust Fund Land Subject to Cost Certification	2,391,741
4	Total Acres of State Land Subject to Forest Management Activities	5,591,946
5	Trust Land Acreage as a Percent of Total Acres Served by Forest Roads	4.712
6	Total Acres of Land Receiving Fire Protection	22,829,589
7	Trust Land Timber Revenues as a Percent of Total Timber Revenues	44.920
9	Total Forestry Expenditures paid from the General Fund and FMIA Fund	\$51,751,274
12	General Fund/FMIA Proportion of Allowable Operations Costs	\$10,257,081
13	Total Activity Costs to which General Operations Costs are Allocated	\$41,494,192

B Determination of Protection Costs for Trust Lands

1	Sum of Allowable Forestry General Fund/FMIA Direct Costs for Protection	\$21,360,675
2	Protection Portion of Forestry General Operating Costs	\$5,280,213
3	Fire Protection Cost Collections which reduce General Fund Costs	(\$366,554)
4	Net General Fund/FMIA Fire Protection Costs to be Allocated to Acres Protected	\$26,274,334
5	Protection Cost Per Acre	\$1.151
6	School Trust Acres times Protection Cost Per Acre	\$2,731,321
7	University Trust Acres times Protection Cost Per Acre	\$21,310

C Determination of Management Costs for Trust Lands

1 Forest Management Cost Determination:		
a	Sum of Allowable Forestry General Fund/FMIA Direct Costs for Forest Mgmt	\$605,113
b	Management Portion of Forestry General Operating Costs	\$169,355
c	Total Forest Mgmt Costs to be Allocated	\$854,468
d	Forest Management Cost Per Acre	\$0.357
e	School Trust Acres times Forest Mgmt Cost Per Acre	\$847,953
f	University Trust Acres times Forest Mgmt Cost Per Acre	\$6,615
2 Timber Sales Cost Determination:		
a	Sum of Allowable Forestry General Fund/FMIA Direct Costs for Timber Sales	\$3,724,373
b	Timber Sales Portion of Forestry General Operating Costs	\$920,640
c	Total Timber Sales Costs	\$4,645,013
d	Timber Sales Costs Attributed to Trust Lands	\$2,086,561
e	Trust Land Timber Sales Cost Per Acre	\$0.872
f	School Trust Acres times Timber Sales Cost Per Acre	\$2,070,408
g	University Trust Acres times Timber Sales Cost Per Acre	\$16,153
3 Total General Fund/FMIA Forest Management Costs for Trust Lands:		
a	Sum of Mgmt Costs for School Trust Lands	\$2,918,261
b	Sum of Mgmt Costs for University Trust Lands	\$22,768

D Determination of Forest Improvement Costs for Trust Lands

(allocation based on proportion of total sales revenue and acres managed)

1	Sum of Allowable Forestry General Fund/FMIA Forest Improvement Costs	\$1,693,397
2	Forest Improvement Portion of Forestry General Operating Costs	\$418,596
3	Total Forest Improvement Costs	\$2,111,993
4	Forest Improvement Costs Allocated to Trust Lands	\$948,717
5	Trust Land Forest Improvement Cost Per Acre	\$0.397
6	School Trust Forest Improvement Cost	\$941,372
7	University Trust Forest Improvement Cost	\$7,345

E Determination of Administrative Costs for Trust Lands

1	Sum of Allowable Forestry General Fund/FMIA Administrative Costs	\$6,903,013
2	Administrative Portion of Forestry General Operating Costs	\$1,706,378
4	Administrative Costs Attributed to General Fund/FMIA Activities	\$8,609,391
5	Total Direct Trust Land Costs	\$6,723,861
6	Total General Fund/FMIA Direct Costs	\$43,141,882
7	Trust Direct Costs as a Percent of Total General Fund/FMIA Direct Costs	15.585
8	Trust Portion of Administrative Costs	\$1,341,813
9	Trust Land Administrative Cost Per Acre	\$0.561
10	School Trust Administrative Costs	\$1,331,426
11	University Trust Administrative Costs	\$10,388

F Determination of Forest Road Costs for Trust Lands

1	Sum of Allowable Forestry General Fund/FMIA State Forest Road Costs	\$1,386,555
2	State Forest Roads Portion of Forestry General Operating Costs	\$342,747
3	Total State Forest Road Costs	\$1,729,302
4	State Forest Road Costs Allocated to Trust Lands	\$81,485
5	Trust Land Forest Road Cost Per Acre	\$0.034
6	School Trust Forest Improvement Cost	\$80,854
7	University Trust Forest Improvement Cost	\$631

Report Prepared By: Janet Cherney, Accounting Director, Forestry

Date: 11/21/07

Report File:

TranExp3-prior year.rpt

Minnesota Department of Natural Resources
MS 16A.125 Forestry General Fund/FMIA Costs

Printed On 11/15/2007

Revision:

100296.dbf

Printed At 2:16:43 PM

FY: 2006 Expenditures from: 10/3/2006 to 5/2/2007

(Including Salary Expenditures for Pay Periods Posted On or Before: 5/2/2007)

Excludes FRC Expenditures

Activity	Amount Expended	Used for	
		16A.125	16A.125 Cost Category
3141 FIRE SUPPRESSION, INDIRECT	\$400.00	x	Protection
3161 MFC Operations	\$5,663.28	x	Protection
3183 HELICOPTER OPERATIONS	\$1,766.70	x	Protection
3191 Rural Fire Departments	\$3,679.58		
3261 Resource Assessment, General	\$9,375.12		
3303 TBR SALE PREP & ADMIN, STATE	\$1,253.50	x	Timber Sales
3333 Timber Stand Improve, Nontrust	\$77,135.09	x	Improvement
3353 Roads and Bridges, State	\$6,046.21	x	Forest Roads
9501 General Office & Clerical	(\$392.32)	x	Administration
9854 Facility, Fleet & Equip Maint	\$5,149.54	x	Administration
Total for this Report:	\$109,876.70		

Sorted By: Actv

Sorted By: FY:OrgRpt_MoFund

Protection	\$7,829.98
Administration	\$4,557.22
Improvement	\$77,135.09
General Operations	
Forest Roads	\$6,046.21
Forest Management	
Timber Sales	\$1,253.50
	<u>\$96,822.00</u>

Report File TrstExp3.rpt

Minnesota Department of Natural Resources
MS 16A.125 Forestry General Fund/FMIA Costs

Printed On: 10/3/2007

Revision 100296.dbf

Printed At: 8:16:44 AM

FY: 2007 Expenditures from: 7/5/2006 to 9/28/2007

(Including Salary Expenditures for Pay Periods Posted On or Before: 9/28/2007)

Excludes FRC Expenditures

<u>Activity</u>	<u>Amount Expended</u>	<u>Used for</u>	<u>16A.125 Cost Category</u>
0000 Uncoded	(\$1,020.93)		
3101 Excess Property Program	\$201,917.16		
3111 Fire Prevention	\$184,666.84	X	Protection
3112 BURNING PERMIT SYSTEM	\$205,308.33	X	Protection
3113 DETECTION AND MONITORING	\$26,573.94	X	Protection
3114 PRESCRIBED BURNING	\$72,318.43	X	Protection
3115 FUELS MANAGEMENT	\$53,215.24	X	Protection
3121 Fire Presuppression	\$1,889,442.80	X	Protection
3131 FIRE SUPPRESSION, DIRECT	\$6,806,578.74	X	Protection
3132 FEDERAL MOBILIZATIONS, FIRE	\$10,616.78		
3141 FIRE SUPPRESSION, INDIRECT	\$2,535,048.24	X	Protection
3142 INDIRECT SUPPRESSION IMT	\$102,556.87	X	Protection
3151 Fire Interagency Assignment	\$271,169.05		
3161 MIFC Operations	\$606,174.28	X	Protection
3162 MIFC OPERATIONS LEVEL 1-2	\$171,092.23	X	Protection
3163 MIFC OPERATIONS LEVEL 3-4	\$66,068.13	X	Protection
3171 Fire Cache Operations	\$517,644.80	X	Protection
3181 AIR SUPPORT OPERATIONS	\$1,214,127.19	X	Protection
3182 AIR TANKER OPERATIONS	\$1,324,351.12	X	Protection

Report File TestExp3.rpt

Minnesota Department of Natural Resources
MS 16A.125 Forestry General Fund/FMIA Costs

Printed On 10/3/2007

Revision: 100296.dbf

Printed At 3:16:44 AM

FY: 2007 Expenditures from: 7/5/2006 to 9/28/2007

(Including Salary Expenditures for Pay Periods Posted On or Before: 9/28/2007)

	Excludes FRC Expenditures		
3183 HELICOPTER OPERATIONS	\$2,060,549.95	X	Protection
3185 AIR OPERATIONS - SEATS	\$605,207.44	X	Protection
3186 AIR OPERATIONS - CL215	\$2,676,014.43	X	Protection
3191 Rural Fire Departments	\$146,128.42		
3201 LAW ENFORCEMENT - FIRE	\$183,824.41	X	Protection
3203 LAW ENFORCEMENT - RECREATION	\$52,238.33		
3206 NATURAL DISASTER RESPONSE	\$5,777.75		
3211 Insects & Disease, General	\$362,820.81		
3212 Insects & Disease, Trust	\$16,056.06	X	Forest Management
3213 Insects & Disease, Nontrust	\$82,100.40		
3216 Insects & Disease, PFM	\$42,889.07		
3217 Insects & Disease, Urban	\$16,737.65		
3224 CONSERVATION RESERVE PROGRAM	\$109,504.48		
3227 STEWARDSHIP PROGRAM	\$92,811.60		
3261 Resource Assessment, General	\$1,370,008.28		
3262 Resource Assessment, Trust	\$454,062.99	X	Forest Management
3263 RES ASSMT NON TRUST ST LANDS	\$110,301.68		
3264 FOREST CERTIFICATION	\$98,945.81		
3266 Resource Assessment, PFM	\$27,015.63		
3271 SUBSECTION PLANNING (SFRMP)	\$335,687.82		
3281 Plan/Analysis/Review, General	\$408,035.53		
3286 Plan/Analysis/Review, PFM	\$141,569.41		
3303 TBR SALE PREP & ADMIN, STATE	\$3,639,261.24	X	Timber Sales

Report File: TrstExp3.rpt

Minnesota Department of Natural Resources
MS 16A.125 Forestry General Fund/FMIA Costs

Printed On: 10/3/2007

Revision: 100295.dbf

Printed At: 8:16:44 AM

FY: 2007 Expenditures from: 7/5/2006 to 9/28/2007

(Including Salary Expenditures for Pay Periods Posted On or Before: 9/28/2007)
Excludes FRC Expenditures

3304	TBR SALE STATE LAND NON TRUST	\$345,344.64		
3305	TBR SALE PREP/ADMIN, CO/LOCAL	\$96,627.29		
3306	TBR SALE PREP/ADMIN, PFM	\$46,133.85		
3308	TBR SALE PREP & ADMIN - STBY	\$83,858.58	X	Timber Sales
3322	Site Prep & Reforest, Trust	\$406,536.39	X	Improvement
3323	Site Prep & Reforest, Nontrust	\$669,996.34	X	Improvement
3326	Site Prep & Reforest, PFM	\$119,946.20		
3328	PREP/REGEN/TSI - FIRE STBY	\$98,487.26	X	Improvement
3332	Timber Stand Improve, Trust	\$105,444.87	X	Improvement
3333	Timber Stand Improve, Nontrust	\$277,897.44	X	Improvement
3336	Timber Stand Improve, PFM	\$44,801.56		
3353	Roads and Bridges, State	\$1,380,509.10	X	Forest Roads
3355	Roads and Bridges, County	\$2,749.62		
3362	CAMPGDS/DAY USE AREA, TRUST	\$18,183.50		
3363	CAMPGDS/DAY USE AREA, NONTRUST	\$24,278.77		
3371	Trails, Waterways And Accesses	\$157,392.47		
3382	Leases & Permits, Trust	\$214,993.72	X	Forest Management
3383	Leases & Permits, Nontrust	\$256,627.74		
3401	Forest Nursery Operations	\$25,769.44	X	Improvement
3411	Forest Tree Improvement	\$32,129.97	X	Improvement
3421	Utilization & Marketing	\$199,915.37		
3431	Grant/Contract Assist, Gen'l	\$41,319.96		

Report File TrstExp3.rpt

Revision 100296.dhf

Minnesota Department of Natural Resources
MS 16A.125 Forestry General Fund/FMIA Costs

Printed On: 10/3/2007

Printed At: 8:16:44 AM

FY: 2007 Expenditures from: 7/5/2006 to 9/28/2007

(Including Salary Expenditures for Pay Periods Posted On or Before: 9/28/2007)

Excludes FRC Expenditures

3432	GRANT & CONT ASSIST NON-STATE	\$1,014.07		
3437	Grant/Contract Assist, Urban	\$14,254.34		
3441	For Mgmt Assist NEC, General	\$15,940.98		
3446	For Mgmt Assist NEC, PFM	\$123,452.30		
3451	PLT & School Forests	\$122,547.44		
3467	COMM FOREST MGMT ASSIST	\$135,554.67		
3803	FORIST PROJECT	\$1,172,142.73	X	General Operations
3999	Misc Pay / Multi-Purchase	\$3,781,410.92	X	General Operations
6001	HEADQUARTERS OPERATIONS	\$42,201.17		
7758	FIRE ENFORCEMENT (FORESTRY)	\$52,081.26	X	Protection
7762	ASST TO OTHER STATE/LOCAL LAW	\$2,832.78		
9100	Land Acquisition	\$282.25		
9102	APPRAISAL REVIEW	\$5,750.00		
9110	TAXES/ASSESSMENTS/PILT	\$900.00		
9500	General Administration	\$169.49	X	Administration
9501	General Office & Clerical	\$3,094,512.64	X	Administration
9507	Legislative Affairs	\$301.60		
9508	Legislative & Policy Analysis	\$21,962.48		
9509	Supervision / Mangement	\$40.50		
9513	General Meetings	\$412,708.74	X	Administration
9603	Budget Development	\$16.32		
9608	Fiscal / Personnel Mgt	\$1,170,592.16	X	Administration
9613	FISCAL CONTRACT MANAGEMENT	\$102.22		

Report File TrstExp3.rpt

Minnesota Department of Natural Resources
MS 16A.125 Forestry General Fund/FMIA Costs

Printed On 10/3/2007

Revision: 100296.dhf

Printed At 8:16:44 AM

FY: 2007 Expenditures from: 7/5/2006 to 9/28/2007

(Including Salary Expenditures for Pay Periods Posted On or Before: 9/28/2007)

Excludes FRC Expenditures

9654	Bargaining Unit Activities	5424.05		
9655	Leave / Time Off	\$4,413,934.95	X	General Operations
9657	Training	578.00	X	General Operations
9658	Training Given	\$11,522.56	X	General Operations
9659	Training Received	\$648,569.61	X	General Operations
9702	Program Supervision	\$482,941.09	X	Administration
9750	Information & Education	\$176,760.93	X	General Operations
9754	Public Affairs	\$1,333.37		
9802	Information Systems (HW/SW)	\$52,661.70	X	General Operations
9851	Facilities	\$2,983.34	X	Administration
9853	Facility Development	\$30.52		
9854	Facility, Fleet & Equip Maint	\$1,734,548.60	X	Administration
9859	Property Management	\$685.52		
9999	Override / Misc. Trans.	(\$191.01)		

Total for this Report:

\$51,641,396.80

Sorted By: Actv

Selected By: FYOrg:Rpt_MisFund

Protection	\$21,352,844.67
Administration	\$6,898,456.06
Improvement	\$1,616,261.71
General Operations	\$10,257,081.40
Forest Roads	\$1,380,509.10
Forest Management	\$685,112.77
Timber Sales	\$3,723,119.82
	<u>\$45,913,385.53</u>