

Getting Prepared



2016

Recent high school graduates and developmental courses

Tuition Costs



Getting Prepared 2016

March 2016

Authors

Meredith Fergus

Manager of Financial Aid Research
Tel: 651-259-3963
meredith.fergus@state.mn.us

Michael Mataczynski

Research Intern

Greg Lewin

Research Intern

About Minnesota SLEDS

Minnesota has developed the Minnesota Statewide Longitudinal Education Data System (SLEDS) matching student data from pre-kindergarten through completion of postsecondary education and into the workforce. SLEDS facilitates analysis to address a range of educational programmatic and delivery methods to gauge their effectiveness, and ease the design of targeted improvement strategies that help students.

SLEDS brings together data from education and workforce to:

- Identify the most viable pathways for individuals in achieving successful outcomes in education and work;
- Inform decisions to support and improve education and workforce policy and practice, and
- Assist in creating a more seamless education and workforce system for all Minnesotans.

The Minnesota P-20 Education Partnership governs the SLEDS system. The project is managed jointly by the Minnesota Office of Higher Education (OHE), Minnesota Departments of Education (MDE), and Employment and Economic Development (DEED).

Minnesota Office of Higher Education

1450 Energy Park Drive, Suite 350
Saint Paul, MN 55108-5227

Tel: 651.642.0567 or 800.657.3866
TTY Relay: 800.627.3529
Fax: 651.642.0675

E-mail: info.ohe@state.mn.us

www.ohe.state.mn.us

Table of Contents

Executive Summary	1
Introduction	4
The Costs of Developmental Education	4
Defining Developmental Education	6
Getting Prepared	7
Enrollment Data.....	7
Tuition Cost Data.....	7
Findings	8
Developmental Education Enrollments	8
Developmental Education Course-Taking Patterns	8
Direct Costs to Students.....	10
Implications for Underserved Students	12
Interaction with Student Financial Aid	14
Policy Options for States	15
Reinforce college ready standards in high school.....	15
Encourage postsecondary institutions to innovate in order to reduce the costs of developmental education.....	15
Invest in successful programs yielding long term benefits that may outweigh short-term costs	16
Conclusion	16
References	17

Executive Summary

Minnesota is a state highly regarded for the academic achievement of both K-12 and college students. Participation in developmental education is one measure of the academic readiness of high school graduates for college. Minnesota policymakers have expressed concerns about developmental education. Developmental education can be costly both in terms of programmatic expenditures, tuition charged and opportunity costs for students who must spend additional time finishing developmental education requirements before starting degree-specific courses. Developmental education should not be generalized as a negative experience for all students. Developmental courses serve a critical role in preparing lower-skilled individuals for college level coursework and future employment.

Estimates of national costs for developmental education range from \$1 billion to \$3 billion annually. Developmental education costs can be classified in multiple ways. Students incur direct costs of developmental education through tuition charged per credit. Institutions charge the same tuition rate for developmental courses as regular college courses. The average per credit rate charged at Minnesota public two-year colleges for 2015-2016 academic year was \$161¹. This rate is considerably lower than the per credit rate charged at State Universities (\$239) and the University of Minnesota (\$447).^{1,2} A portion of tuition costs for developmental courses may be offset with financial aid such as federal Pell Grants and Minnesota State Grants.

Background

Getting Prepared 2016 fulfills the legislative mandate on developmental education enrollment within two years of their high school graduation at Minnesota postsecondary institutions pursuant to *Minnesota Statute 13.32*, subdivisions 3 and 6. In 2015, the Minnesota Legislature requested additional information on tuition costs incurred by students enrolled in developmental courses.³ This report, *Getting Prepared 2016 Tuition Costs*, presents data on developmental course-taking and tuition costs associated with developmental education for graduates from a Minnesota public high school between 2007 and 2014.

In this report, “developmental education” refers to courses and programs offered by postsecondary institutions to prepare students for success in college-level work. Developmental coursework helps students develop the skills and knowledge that will be required in college level courses in mathematics, reading, writing, and English as a Second Language. In addition to course work, other academic support services may be provided to help students. According to OHE enrollment data, approximately 60 percent of the 119,000 developmental credits in fall 2014 were by adult learners and only 40 percent by recent high school graduates.

Data for the 2016 report was provided by the Minnesota Statewide Longitudinal Education Data System (SLEDS). Unless otherwise indicated college enrollment data refers to enrollment in both public and private colleges. Data on tuition costs associated with developmental education was provided by Minnesota State Colleges and Universities (MnSCU) and the University of Minnesota (UMN). Data was not requested from private colleges at this time, due to these institutions making up only two percent of total developmental education enrollments. Tuition costs include tuition charged for developmental

¹ Minnesota State Colleges and Universities (2015). *FY2016 Tuition and Fee Rates (updated November 2015)*. Retrieved from <http://www.finance.mnscu.edu/budget/tuitionandfees/>.

² University of Minnesota Board of Regents (2015). Finance Committee June 2015. Retrieved from http://regents.umn.edu/sites/regents.umn.edu/files/docket/JUN_2015_FIN_Docket.pdf.

³ Minnesota Laws 2015, 1st Special Session, Chapter 3, Section 68.

education credits taken by each student enrolling in developmental education courses within two years of high school graduation.

Findings

Getting Prepared 2016 tracks graduates enrolled in both Minnesota public and private postsecondary institutions. Data by individual public high school can be found in the separate report titled “Supplemental Data - Tuition Costs by School”.

Twenty-six percent of 2013 graduates enrolled in developmental courses at a Minnesota college within two years of graduation.

Approximately 60 percent of the 119,000 developmental credits in fall 2014 were by adult learners and only 40 percent by recent high school graduates. The cost estimates in this report only reflect the 40 percent of developmental credits taken by recent high school graduates who enrolled in developmental education courses within two years of high school graduation.

Direct Costs to Recent High School Graduates

- ✓ The class of 2013 paid \$11,806,000 in tuition developmental education as shown in Table 2. From 2007 to 2014, costs have ranged from \$10 million to \$13 million.
- ✓ The average cost per credit hour of developmental education varied by system⁴. The graduating class of 2013 paid:
 - \$159 at State Colleges
 - \$181 at State Universities
 - \$373 at University of Minnesota
- ✓ Developmental education direct costs decline as developmental enrollments decrease. Public high school graduates from 2013 enrolled in 18% fewer developmental credits than the class of 2009.

Implications for Underserved Students

- ✓ Developmental education costs fall heavily on students already underserved by higher education.

STUDENTS OF COLOR

- Among the 2013 high school graduates enrolled in college, only 19% were students of color. However, students of color represented 35% of students enrolled in developmental education and 42% of the total credits enrolled.
- Students of color graduating from high school in 2013 paid approximately \$5.0 million in tuition costs for developmental education out of \$11.8 million total.

LOWER-INCOME STUDENTS

- Among the 2013 high school graduates enrolled in college, only 30% were students who participated in free or reduced price lunch in high school. However, free or reduced price lunch participants represented 52% of students enrolled in developmental education and 57% of the total credits enrolled.
- Lower-income students graduating from high school in 2013 paid approximately \$6.7 million in tuition costs for developmental education out of \$11.8 million total.

⁴ Averages are weighted by number of developmental education credits at each institution and prorated if the students qualified for reduced tuition due to policies such as tuition banding.

Interaction with Student Financial Aid

- ✓ Approximately 40% of 2013 graduates enrolling in developmental education received a Pell Grant and/or a Minnesota State Grant.

Policy Options for States

Developmental education costs can be classified in multiple ways. Of primary interest is the direct cost to students in the form of tuition paid for developmental education courses. A second type of cost is the direct costs to the state in the form of state appropriations allocated to institutions to subsidize instruction, including developmental education.

Providing information about the costs associated with developmental education adds to policymakers' understanding of this complex issue. Measuring the costs and benefits of the varying developmental education interventions can assist states in determining future policy as developmental education has significant implications for access to, retention, and completion within higher education. Most states are seeking strategies for reducing the costs of developmental education and/or making it more effective.

Research has identified several options for states seeking to reduce the costs of developmental education.

- **Reinforce college ready standards in high school:** States have a role to play in reducing the need for developmental education by “setting and broadly communicating college-readiness standards, providing early assessment opportunities for high school students, and ensuring that high school and college-entrance standards and expectations are aligned” (Jobs For the Future & Achieving the Dream, 2009).
- **Encourage postsecondary institutions to innovate in order to reduce the costs of developmental education:** States can significantly influence postsecondary retention and completion rates as well as costs among developmental students by incentivizing innovation by institutions. Innovations can vary as institutions customize programs to meet student needs.
- **Invest in successful programs yielding long term benefits that may outweigh short-term costs:** Given the positive benefits associated with successful completion of developmental education and higher education, the best avenue for reducing overall costs is to invest in the most successful programs. Phipps (1998) notes that successful developmental programs can offset costs through the substantial revenues gained upon successful program completion.

Conclusion

Developmental education serves a critical role in preparing lower-skilled individuals for college level coursework and future employment. To students successful in developmental education, the direct cost of tuition paid is balanced by obtaining academic skills needed to be successful in educational attainment. Hodara and Xi (2008) found that successfully completing developmental reading and writing credits led to an increase in earnings and employability – successful outcomes for both students and the state. Policy issues related to developmental education encompass areas on both sides of the K-12 to higher education transition: college readiness, language barriers, student support, college affordability, institutional support, retention, completion and workforce development. Ensuring alignment among K-12 and higher education policies is central to ensuring successful outcomes for students.

Getting Prepared 2016 Tuition Costs calculates the direct costs of developmental education for recent high school graduates. This cost analysis omits developmental education enrollments by adult learners – approximately 60 percent of the 119,000 developmental credits taken in fall 2014 were by adult learners. Strategies to promote success in developmental education among recent high school graduates may differ from successful strategies for adult learners.

Introduction

Minnesota is a state highly regarded for the academic achievement of both our K-12 and college students. Nationally, Minnesota ranks high in high school graduation and college attainment, but there are significant disparities for students of color and lower-income students. For Minnesota to remain globally competitive, our education and workforce systems need to ensure every high school student is on track to pursue the education necessary for careers of the future. The transition from high school to college can be more difficult for some students than others.

Participation in developmental education is one measure of the academic readiness of high school graduates for college level coursework. Minnesota policymakers have expressed concerns about the prevalence of developmental education, what form it should take, high school versus college responsibilities and who should pay for the classes. Developmental education is costly both in terms of programmatic expenditures, tuition charged and opportunity costs for students who must spend additional time finishing developmental education requirements before starting degree-specific courses.

Examining Minnesota public high school graduates from the Classes of 2007-2014 enrolled in postsecondary education, this report provides insight into the costs associated with enrollment in developmental education by recent Minnesota public high school graduates.

Minnesota policymakers and families are concerned with the affordability of college given rising tuition costs, lagging financial aid and increasing reliance on debt. For students enrolling in developmental education, the additional credits add to the overall cost of college and delay their time to completion. Policymakers are thus faced with the complicated task of ensuring students obtain critical learning to facilitate college success without creating additional barriers.

The Costs of Developmental Education

For 2004-2005 it is estimated that \$1.13 billion was spent nationally on developmental education (Pretlow & Wathington, 2011). Strong American Schools (2009) estimate the national cost of remediation in public institutions to be \$2.31 to \$2.98 billion dollars for the academic year 2004-2005. The \$2.31 to \$2.98 billion cost is split between students (31%) in the form of tuition and institutional subsidies paid by states and the federal government (69%). Estimates of national costs for developmental education have been relatively stable over the most recent decade. The reason for the relative stability of costs may be the result of cost efficiencies achieved by institutions in offering these courses, the introduction of policies limiting access to developmental education courses and overall postsecondary education, or shifts in developmental education programs from credit bearing courses to non-course based interventions (Pretlow & Wathington, 2011).

Developmental education costs can be classified in multiple ways. Of primary interest is the direct cost to students in the form of tuition paid for developmental education courses. A second type of cost is the direct costs to the state in the form of state appropriations allocated to institutions to subsidize instruction, including developmental education. Direct costs to institutions may occur for assessment, advising, tutoring, supplemental instruction and lab fees (The Institute for Higher Education Policy, 1998). Finally, indirect costs may also be considered. Indirect costs accrue to the student in the form of opportunity costs and to the state in the form of foregone tax revenue.

Direct Costs to Students

Students incur direct costs of developmental education through tuition charged per credit. Institutions charge the same tuition rate for developmental courses as regular college courses. The average per credit rate charged at Minnesota public two-year colleges for 2015-2016 academic year was \$161⁵. This rate is considerably lower than the per credit rate charged at State Universities (\$239) and the University of Minnesota (\$447)^{1,6}.

A portion of tuition costs for developmental courses may be offset with financial aid such as Pell Grants and Minnesota State Grants. Thirty semester credits of developmental courses may be considered eligible for financial aid, including Pell Grants, if the student is admitted into an eligible postsecondary program and the developmental courses are taken within the course requirements of that program (U.S. Department of Education, 2015). However, the developmental course cannot be below the educational level needed for a student to successfully pursue the program after one year in that course. Minnesota State Grant utilizes similar requirements for eligibility of developmental courses for state financial aid but does not limit the number of courses to 30 semester credits (Office of Higher Education, 2015).

The majority of students at community and technical colleges rely heavily on federal and state financial aid, such as Pell Grants to fund their educations. Using financial aid for developmental courses counts toward the student's lifetime financial aid eligibility. Pell grants are limited to 12 full-time semesters (144 credits). Minnesota State Grants are limited to 120 semester credits. A student may exceed the lifetime financial aid limits prior to completing their program. The financial burdens of developmental education for students are commonly cited in the research literature (Bailey, Jeong, & Cho, 2008; Completion by Design, 2012).

Nationally, students do not indicate that added costs from developmental education changed their immediate decision to enroll in college but resistance to enrollment in developmental education and frustration is common (Completion by Design, 2012; Bailey, 2009). Developmental education credits generally do not satisfy program completion requirements. Therefore, "placement into developmental education can lengthen students' time and increase their cost to earn a credential" (Pretlow & Wathington, 2011).

At several public two-year colleges studied, Asmussen (2013) found that students enrolled in developmental math, reading and writing courses were more likely to leave college with debt and no credential. Additional developmental education requirements to a student's degree program can result in some students being "non-starters" – individuals who leave college with zero credits completed. Asmussen (2013) found 10 percent of students at the colleges studied were "non-starters." These students are likely to incur student loan debt prior to dropping out, which negatively impacts their chances of later enrollment and successful debt repayment.

Developmental education should not be generalized as a negative experience for all students. Developmental courses serve a critical role in preparing lower-skilled individuals for college level coursework and future employment. Hodara and Xi (2008) found that successfully completing developmental reading and writing credits led to an increase in earnings and employability – successful outcomes for both students and the state.

⁵ Minnesota State Colleges and Universities (2015). *FY2016 Tuition and Fee Rates (updated November 2015)*. Retrieved from <http://www.finance.mnscu.edu/budget/tuitionandfees/>.

⁶ University of Minnesota Board of Regents (2015). Finance Committee June 2015. Retrieved from http://regents.umn.edu/sites/regents.umn.edu/files/docket/JUN_2015_FIN_Docket.pdf.

Other Costs

Direct costs to students are the focus of this report. However, other costs of developmental education should be considered in developing policy.

Importantly, direct costs to the state occur in the form of state appropriations to institutions for instructional costs and other student services. For example, the University of Minnesota Twin Cities estimates that the state appropriation reduces the tuition charged students by \$4,277 per full-time student for the 2015-2016 academic year (\$165 per credit assuming 13 credits per semester).

Two types of indirect costs could be considered. First, students incur opportunity costs in pursuing a postsecondary education in lieu of working full-time. “Opportunity costs that may negatively influence students’ wages through both foregone earnings and the inhibiting of students’ ability to accumulate work experience.” (Hodara & Xiu, 2014). The opportunity cost may vary by the level of developmental education required. Traditional developmental education consists of sequential courses that a student must complete advancing them to college-level coursework. “The length and complexity of the developmental sequence increases the opportunity costs of schooling, in that students need to spend extra time and resources on developmental education instead of in the labor market gaining wages and working experience” (Hodara & Xiu, 2014).

The second type of indirect cost is the foregone tax revenue that would accrue to the state if the developmental education student successfully completed higher education. Given the negative relationship between developmental education and completion, it would be rational to include an estimate of these costs. However, the methodology for estimating the foregone tax revenue to this population of non-completers is beyond the scope of this report.

Defining Developmental Education

In this report, “developmental education” is a term used to refer to programs offered by postsecondary institutions to prepare students for success in college-level work. “Remedial instruction,” the term used in *Minnesota Statutes* 13.32, can imply courses that repeat material taught earlier that the student did not learn adequately the first time. For many educators, “developmental education” is a broader term that encompasses pre-college-level education and other academic support services the student may benefit from for any reason.

Developmental coursework helps students develop the skills and knowledge that will be required in college level courses in mathematics, reading, writing, and English as a Second Language. College level math generally requires skills in intermediate algebra. College level English requires the ability to make clear arguments. College level reading involves the ability to read and interpret text, identify main points, tone, purpose and inferences to discuss the author’s argument (Conley, 2007).

In addition to course work, other academic support services may be provided to help students and can include summer bridge programs, peer tutoring programs, cohort-based learning communities, or more personalized advising. Colleges typically assess the academic readiness of high school graduates for college level coursework. However, postsecondary technical programs may not require college level skills in reading, writing and/or math.

Developmental education allows a college with open door missions to accept promising students who may lack necessary preparatory coursework. Besides helping students improve their skills in specific areas, developmental education serves the broader function of helping to expand college access.

Getting Prepared

Getting Prepared fulfills the legislative mandate regarding developmental education data pursuant to *Minnesota Statute* 13.32, subdivisions 3 and 6. The report provides summary information about Minnesota public high school graduates who enrolled in developmental courses within two years of their high school graduation at Minnesota postsecondary institutions.

In 2015, the Minnesota Legislature requested additional information on developmental education costs.

Minnesota Laws 2015 1st Special Session

Chapter 3, Section 68.

DEVELOPMENTAL COURSE TAKING; REPORT.

The commissioner of education, in consultation with the commissioner of the Office of Higher Education, the chancellor of the Minnesota State Colleges and Universities, and the president of the University of Minnesota, shall collect and report the following information to the legislature by March 1, 2016:

- (1) the tuition costs incurred by students enrolled in noncredit-bearing college courses at the University of Minnesota and the Minnesota State Colleges and Universities for developmental or remedial purposes for the 2014-2015 and preceding four school years; and
- (2) for the same time period, the Minnesota high schools that graduated the students in clause (1), the aggregate number of students from each high school in clause (1), and the tuition cost under clause (1) for students from each high school.

Getting Prepared 2016 Tuition Costs, includes data on college enrollments, developmental course-taking and tuition costs associated with developmental education occurring within two years of high school graduation for students graduating from a Minnesota public high school between 2007 and 2014.

Enrollment Data

Data for the 2016 report was provided by the Minnesota Statewide Longitudinal Education Data System (SLEDS), managed jointly by the Office of Higher Education (OHE), Minnesota Departments of Education (MDE) and Employment and Economic Development (DEED).

High school enrollment and graduate data included 472,500 public high school graduates records from 2007 to 2014. Graduates are defined as a student with a status end code of “8” or “9” in the specified year. **College enrollment data** included 1.2 million fall term records from the Minnesota Office of Higher Education and 2.4 million enrollment records from the National Student Clearinghouse for all available years. College students are classified based on their first college of enrollment. Analysis was focused on the first two years after high school graduation. Unless otherwise indicated college enrollment data refers to enrollment in both public and private colleges.

Tuition Cost Data

Data on tuition costs associated with developmental education were provided by Minnesota State Colleges and Universities (MnSCU) and the University of Minnesota (UMN). Tuition costs include tuition charged for developmental education credits taken for each student enrolling in developmental education courses within two years of high school graduation. In instances where students received a reduced tuition rate based on tuition banding policies, the cost associated with developmental courses is reduced proportionally. No fees are included in the data shown. Fees generally apply to enrollment in any course above a given minimum level and therefore are not uniquely associated with developmental education courses on a per credit basis.

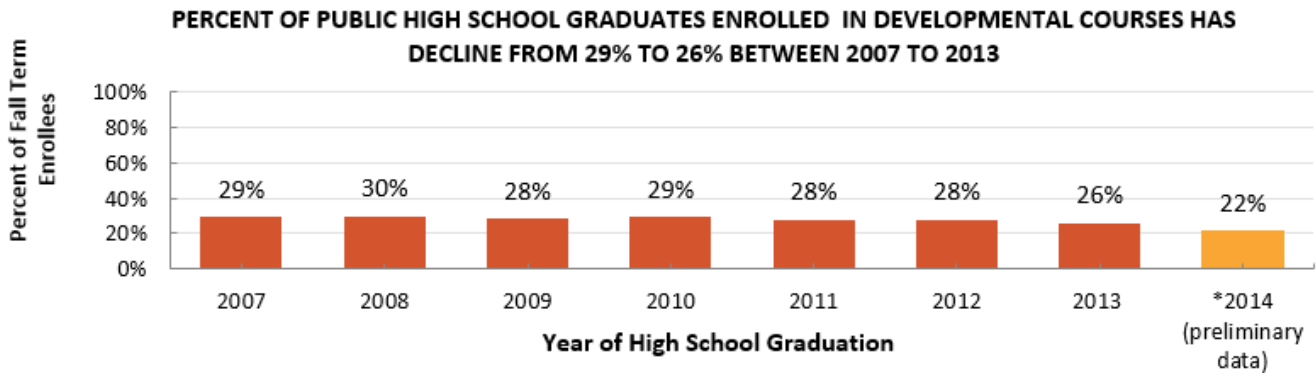
Findings

Getting Prepared 2016 tracks graduates enrolled in both Minnesota public and private postsecondary institutions.

Developmental Education Enrollments

- ✓ In Minnesota, the percent of public high school graduates enrolled in one or more developmental credits during fall term has decline from 29 to 26 percent between 2007 and 2013.

Hi



Approximately 60 percent of the 119,000 developmental credits in fall 2014 were by adult learners and only 40 percent by recent high school graduates.

Developmental Education Course-Taking Patterns

- ✓ **State rates mask differences in developmental education course-taking within college sectors.**
Among graduates enrolled in developmental education:
 - 85 percent enrolled at Minnesota public two-year colleges
 - 12 percent enrolled at Minnesota State Universities
 - 2 percent enrolled at private for-profit colleges in Minnesota
 - 1 percent enrolled at the University of Minnesota
 - 1 percent enrolled at private not-for-profit colleges in Minnesota
- ✓ **Public two-year colleges show the percent of high school graduates participating in developmental education courses within two years of graduating ranging from a low of 49 percent in 2013 to a high of 55 percent in 2010.**
 - Minnesota public two-year colleges have open admission policies and admit all students with a high school diploma in order to serve a larger population. This open admissions policy results in two-year colleges attracting students with a broad range of preparedness.
- ✓ **Public four-year colleges show a steady decrease in the percent of recent graduates participating in developmental education courses within two years of graduating.**
 - State universities show a decrease in the percent of students enrolled in developmental education between 2007 (26%) and 2013 (17%).
 - University of Minnesota enrollment in developmental education courses ranged from 3 percent of students in 2007 to 2 percent in 2013.

Table 1: Where do Students Take Their Developmental Courses? Number of Students Enrolling in Developmental Education by College Offering Courses

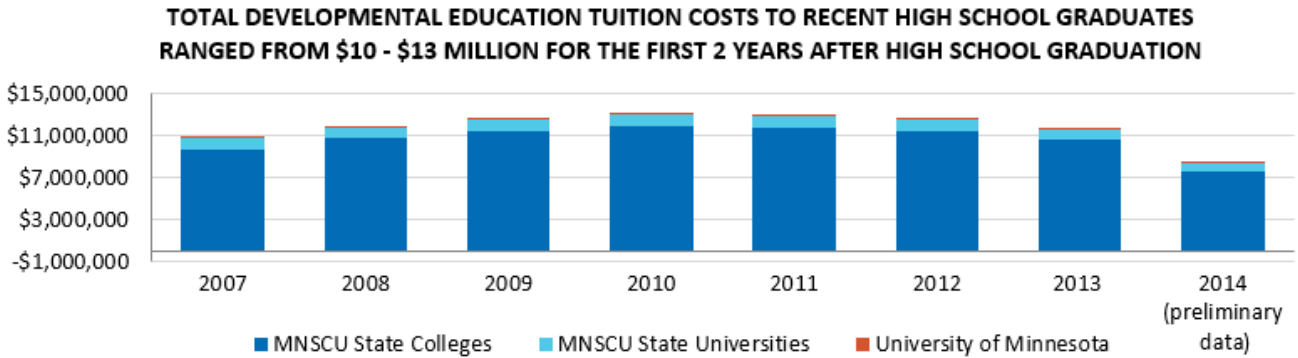
**Graduates Enrolled in Developmental Courses within 2 Years of High School Graduation
By Sector Offering Developmental Education Credits
(Includes students first enrolling outside Minnesota then transferring to a Minnesota institution)**

Sector Offering Courses	Total Minnesota	Minnesota Public Institutions		Public Two-Year Colleges		State Universities	
		Number of Students Enrolled in Developmental Education	Percent of Students Enrolled in Developmental Education	Number of Students Enrolled in Developmental Education	Percent of Students Enrolled in Developmental Education	Number of Students Enrolled in Developmental Education	Percent of Students Enrolled in Developmental Education
Year of High School Graduation							
2007	10,161	9,749	96%	8,041	79%	1,584	16%
2008	10,526	10,046	95%	8,519	81%	1,416	13%
2009	9,884	9,503	96%	8,130	82%	1,281	13%
2010	10,051	9,760	97%	8,480	84%	1,179	12%
2011	9,431	9,196	98%	8,062	85%	1,059	11%
2012	9,066	8,904	98%	7,694	85%	1,089	12%
2013	8,452	8,266	98%	7,153	85%	997	12%
2014 (preliminary data)	6,222	6,130	99%	5,193	83%	877	14%

Sector Offering Courses	University of Minnesota		Private Not-for-Profit Institutions		Private For-Profit Institutions	
	Number of Students Enrolled in Developmental Education	Percent of Students Enrolled in Developmental Education	Number of Students Enrolled in Developmental Education	Percent of Students Enrolled in Developmental Education	Number of Students Enrolled in Developmental Education	Percent of Students Enrolled in Developmental Education
Year of High School Graduation						
2007	124	1%	150	1%	379	4%
2008	111	1%	170	2%	412	4%
2009	92	1%	106	1%	361	4%
2010	101	1%	97	1%	280	3%
2011	75	1%	100	1%	214	2%
2012	121	1%	55	1%	176	2%
2013	116	1%	72	1%	170	2%
2014 (preliminary data)	60	1%	38	1%	55	1%

Direct Costs to Recent High School Graduates

- ✓ The total tuition incurred by students enrolling in developmental education within two years of high school graduation at Minnesota’s public institutions was \$11,806,000 for the class of 2013 as shown in Table 2.



- ✓ The average cost per credit hour of developmental education varied by system⁷.

For the graduating class of 2013 paid:

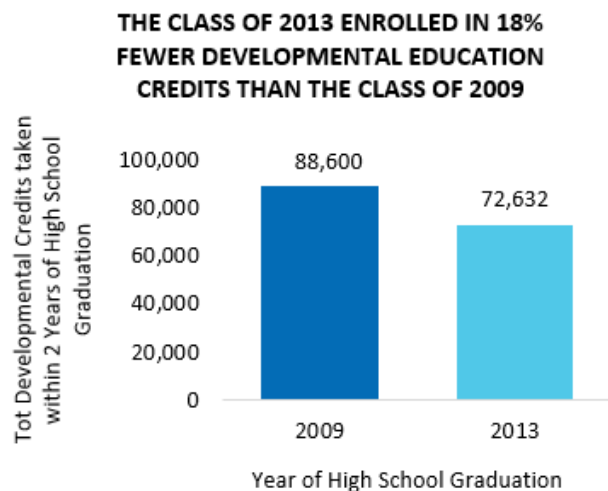
- \$159 at State Colleges
- \$181 at State Universities
- \$373 at University of Minnesota

Students pay the same tuition rate regardless if the credit is developmental or college level. As the legislature has emphasized freezing tuition or minimizing cost increases for students, the per credit rate paid by students enrolling in developmental courses has been frozen or only minimally increased. Tuition rates at MnSCU state colleges has remained unchanged over the most recent four years (FY2013-FY2016) and will decrease by one percent in fiscal year 2017.

- ✓ **Developmental education costs decline as developmental education enrollments decrease.**

- 2013 public high school graduates enrolled in 18% fewer developmental education credits than the class of 2009.

The decline in developmental course enrollments may be explained by a number of factors. First, the number of recent high school graduates enrolling in college during this period decreased by 8%. Declines in college enrollment have historically occurred following a recessionary period as some graduates choose to enter a rebounding job market in lieu of going to college.



⁷ Averages are weighted by number of developmental education credits at each institution and prorated if the students qualified for reduced tuition due to policies such as tuition banding.

Table 2: Number of Students Enrolling in Developmental Education by Institution Offering Courses Graduates Enrolled in Developmental Courses within 2 Years of High School Graduation

All Minnesota Public Institutions

Year of High School Graduation	Number of Students (Unduplicated Count)	Total Dev Ed Credits in Fall terms	Total Dev Ed Credits in Spring or Summer terms	Total Dev Ed Credits taken in First 2 Years after High School	Tuition Charged for Dev Ed Courses	Average Per Credit Tuition Rate*
2007	9,464	57,183	22,172	79,355	\$10,869,403	\$137
2008	9,770	60,650	24,710	85,360	\$11,905,404	\$139
2009	9,214	60,335	26,944	87,279	\$12,599,218	\$144
2010	9,503	60,353	25,782	86,135	\$13,092,819	\$152
2011	8,898	56,994	24,495	81,489	\$13,028,687	\$160
2012	8,660	54,439	22,480	76,919	\$12,681,389	\$165
2013	8,067	51,016	20,618	71,634	\$11,805,570	\$165
2014 (preliminary data)	6,131	38,674	13,120	51,794	\$8,544,082	\$165

MnSCU Two-Year Public Colleges

Year of High School Graduation	Number of Students	Total Dev Ed Credits in Fall terms	Total Dev Ed Credits in Spring or Summer terms	Total Dev Ed Credits taken in First 2 Years after High School	Tuition Charged for Dev Ed Courses	Average Per Credit Tuition Rate*
2007	8,183	51,648	21,182	72,830	\$9,656,928	\$133
2008	8,650	56,111	23,808	79,919	\$10,860,214	\$136
2009	8,277	55,816	25,845	81,661	\$11,489,641	\$141
2010	8,615	55,636	24,472	80,108	\$11,834,911	\$148
2011	8,198	52,662	23,451	76,113	\$11,829,569	\$155
2012	7,811	49,990	21,439	71,429	\$11,392,162	\$159
2013	7,248	46,962	19,712	66,674	\$10,638,252	\$160
2014 (preliminary data)	5,194	35,188	12,712	47,900	\$7,637,797	\$159

MnSCU State Universities

Year of High School Graduation	Number of Students	Total Dev Ed Credits in Fall terms	Total Dev Ed Credits in Spring or Summer terms	Total Dev Ed Credits taken in First 2 Years after High School	Tuition Charged for Dev Ed Courses	Average Per Credit Tuition Rate*
2007	1,538	5,036	949	7,523	\$1,074,223	\$143
2008	1,285	4,119	874	6,278	\$926,374	\$148
2009	1,284	4,169	1,099	6,552	\$1,015,143	\$155
2010	1,182	4,356	1,290	6,828	\$1,145,977	\$168
2011	1,064	4,055	1,027	6,146	\$1,094,663	\$178
2012	1,092	4,035	1,041	6,168	\$1,135,118	\$184
2013	998	3,660	893	5,551	\$1,019,567	\$184
2014 (preliminary data)	877	3,270	408	4,555	\$825,773	\$181

University of Minnesota

Year of High School Graduation	Number of Students	Total Dev Ed Credits in Fall terms	Total Dev Ed Credits in Spring or Summer terms	Total Dev Ed Credits taken in First 2 Years after High School	Tuition Charged for Dev Ed Courses	Average Per Credit Tuition Rate*
2007	124	499	41	540	\$138,252	\$256
2008	111	420	28	448	\$118,816	\$265
2009	92	350	0	350	\$94,433	\$270
2010	98	361	20	381	\$111,930	\$294
2011	74	277	17	294	\$104,455	\$355
2012	120	414	0	414	\$154,109	\$372
2013	116	394	13	407	\$147,751	\$363
2014 (preliminary data)	60	216	0	216	\$80,512	\$373

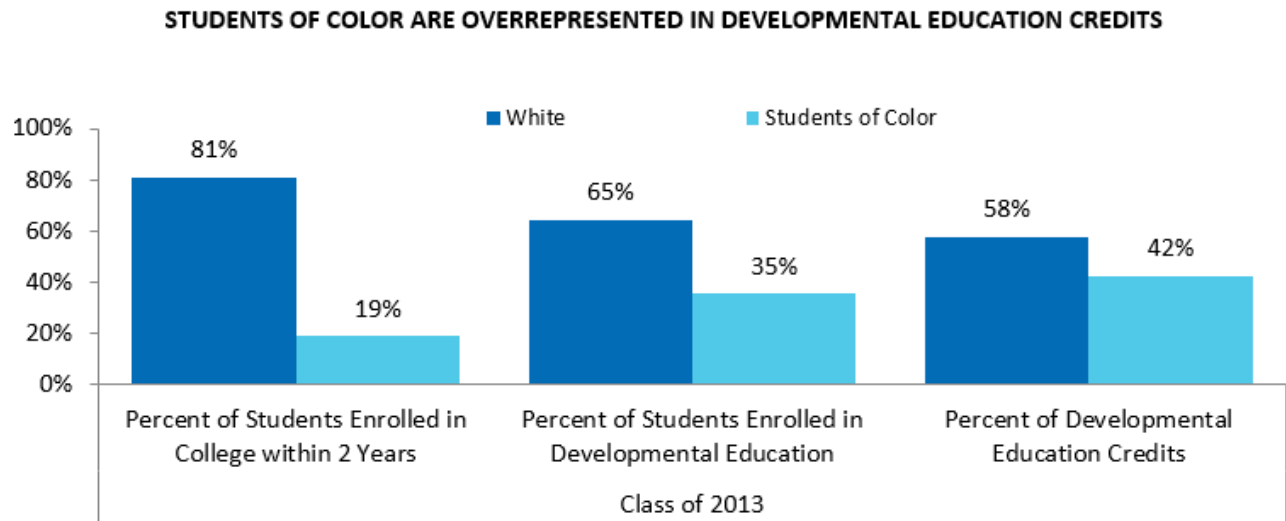
* Averages are weighted by number of developmental education credits at each institution and prorated if the students qualified for reduced tuition due to policies such as tuition banding.

Implications for Underserved Students

- ✓ Developmental education costs fall heavily on students already underserved by higher education.

STUDENTS OF COLOR

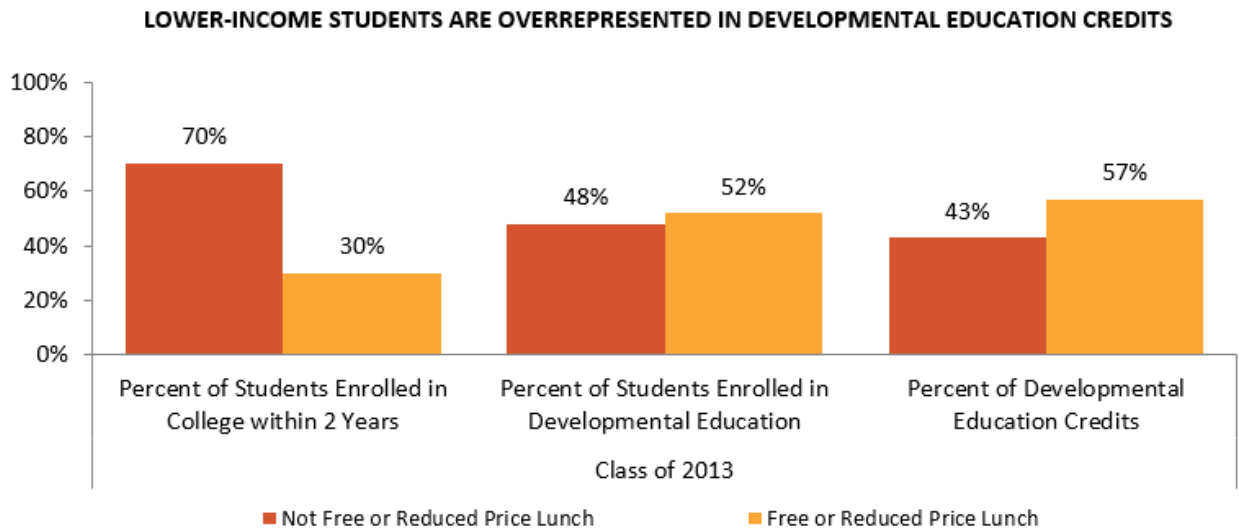
Forty-four percent of fall enrollees of color enrolled in developmental courses as compared to 21% of White fall enrollees.



- Among the 2013 high school graduates enrolled in college, only 19% were students of color. However, students of color represented 35% of students enrolled in developmental education and 42% of the total credits enrolled.
- The percentage of developmental education credits taken by students of color has increased from 25% among 2007 graduates to 42% among 2013 graduates.
- Students of color graduating from high school in 2013 paid approximately \$5.0 million in tuition costs for developmental education (\$6.8 million paid by white graduates).

LOWER-INCOME STUDENTS

Among the 2013 high school graduates enrolled in college, 40% of free or reduced price lunch participants enrolled in developmental courses as compared to 19% of non-free or reduced price lunch participants.



- Among the 2013 high school graduates enrolled in college, only 30% were students who participated in free or reduced price lunch in high school. However, free or reduced price lunch participants represented 52% of students enrolled in developmental education and 57% of the total credits enrolled.
- The percentage of developmental education credits taken by lower-income students has increased from 27% among 2007 graduates to 57% among 2013 graduates.
- Lower-income students graduating from high school in 2013 paid approximately \$6.7 million in tuition costs for developmental education (\$5.1 million paid by non-free or reduced price lunch participants).

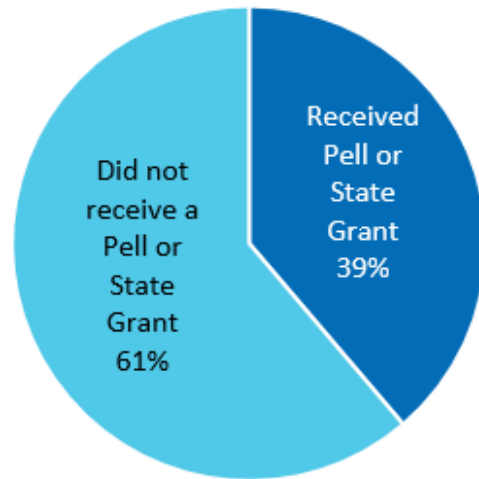
Interaction with Student Financial Aid

✓ Pell and State Grant Eligible.

- Approximately 40% of 2013 graduates enrolling in developmental education received a Pell Grant and/or a Minnesota State Grant.
- Pell Grants and Minnesota State Grants are awarded based on financial need, educational costs and enrollment level and requires that students and their parents complete the Free Application for Federal Student Aid (FAFSA) each year.

Using financial aid for developmental courses counts toward the student's lifetime financial aid eligibility. Pell grants are limited to 12 full-time semesters (144 credits). Minnesota State Grants are limited to 120 semester credits. A student may exceed the lifetime financial aid limits prior to completing their program.

APPROXIMATELY 39% OF 2013 GRADUATES IN DEVELOPMENTAL EDUCATION RECEIVED A PELL OR STATE GRANT



Additional Data

Data by individual public high school can be found in the separate report titled “Supplemental Data - Tuition Costs by School”.

Policy Options for States

Understanding the costs associated with developmental education adds to policymakers' understanding of this complex issue. Measuring the costs and benefits of the varying developmental education interventions can assist states in determining future policy as developmental education has significant implications for access to, retention, and completion within higher education. Most states are seeking strategies for reducing the costs of developmental education.

Research has identified several options for states seeking to reduce the costs of developmental education.

Reinforce college ready standards in high school

States have a role to play in reducing the need for developmental education by “setting and broadly communicating college-readiness standards, providing early assessment opportunities for high school students, and ensuring that high school and college-entrance standards and expectations are aligned” (Jobs For the Future & Achieving the Dream, 2009).

The most recent data from Getting Prepared presents several findings that highlight instructional issues involved in developmental education. First, students who are assessed as proficient on the Minnesota Comprehensive Assessments have significantly lower rates of enrollment in developmental education. Continuing to reinforce Minnesota's established high school graduation standards/assessments and ensuring their continued alignment with postsecondary admission standards will likely yield reductions in developmental education enrollments. Second, enrollment in developmental education is correlated with English language proficiency as demonstrated by enrollment rates of students whose home primary language is not English and students identified as English language learners. The need to have effective language acquisition strategies for English language learners is likely to grow as Minnesota's changing demographics reflect a more diverse population in the future.

Encourage postsecondary institutions to innovate in order to reduce the costs of developmental education

States can significantly influence postsecondary retention and completion rates as well as costs among developmental students by incentivizing innovation by institutions. These innovations can vary from institution to institution as customize programs to meet student needs.

Examples of some innovations adopted by postsecondary institutions include:

- **Mainstreaming** developmental education programs to allow developmental students to enroll in college-level courses immediately by utilizing supplemental supports. Supplemental support can come in the form of mandatory companion classes, lab sessions, integrated tutorial support, and additional class sessions. This model addresses time concerns and the stigma of students taking developmental courses. “Accelerated or compressed curriculum can facilitate progression through the developmental curriculum at a pace that allows between 40 and 65% of students to demonstrates success on college success measures such as retention, transfer, and graduation” (Bragg, Baker, & Puryear, 2010).
- **Pairing courses** involves coupling courses with similar requirements (e.g. literature course and a writing course). Students learn content in the college-level course, while developing basic skills in the developmental course (writing). This method of instruction allow students to receive college credit while still getting extra support from a non-credit course.
- **Co-curricular programming** is a model of acceleration that requires students to take fewer developmental courses overall. This can involve collapsing multiple developmental courses into

a one-semester course that has more content or hours than one of the courses that it replaced, or developing a single remediation course for a specific academic program.

Fashioning more cost effective methods of delivering developmental education provides benefits to both students and the state. Many of Minnesota's postsecondary institutions are currently innovating in developmental education.

Invest in successful programs yielding long term benefits that may outweigh short-term costs

Given the positive benefits associated with successful completion of developmental education and higher education, the best avenue for reducing overall costs is to invest in the most successful programs. Phipps (1998) notes that successful developmental programs can offset costs through the substantial revenues gained upon successful program completion. In setting policy, program success should be weighed equally with immediate costs.

Conclusion

Developmental education serves a critical role in preparing lower-skilled individuals for college level coursework and future employment. Hodara and Xi (2008) found that successfully completing developmental reading and writing credits led to an increase in earnings and employability – successful outcomes for both students and the state. Policy issues related to developmental education encompass areas on both sides of the K-12 to higher education transition: college readiness, language barriers, student support, college affordability, institutional support, retention, completion and workforce development. Ensuring alignment among K-12 and higher education policies is central to ensuring successful outcomes for students. This is not a problem that high schools or colleges can solve on their own.

Getting Prepared 2016 Tuition Costs calculates only the direct costs of developmental education for recent high school graduates. This cost analysis omits developmental education enrollments by adult learners, – approximately 60 percent of the 119,000 developmental credits taken in fall 2014. Adult learners, defined as students not enrolling in college within two years of high school graduation, are a distinct subpopulation whose experiences in college differ from those of recent high school graduates. Adult learners favor community colleges and not all adult learners have completed a traditional high school diploma, and may be transitioning from adult basic education into college (Kazis et al., 2007). Time constraints also present a challenge for these students. Adult learners are more likely to enroll part-time, to have children, and to be wage-earners for their families. These factors compound to create barriers to completion for adult learners, and highlight the need to minimize time-to-degree completion and cost barriers (Soares, 2013). Further research is needed to determine if different strategies are needed to promote success in developmental education among recent high school graduates and those who are adult learners.

References

- Asmussen, J. G. (2013). *Longitudinal study of developmental education at four metropolitan area MnSCU colleges*. Mendota Heights, MN: Asmussen Research & Consulting LLC.
- Bailey, T., Jeong, D. W., & Cho, S. (2008). *Referral, enrollment, and completion in developmental education sequences in community colleges*. New York, NY: Community College Research Ctr.
- Belfield, C. R. & Crosta, P.M. (2012). *Predicting success in college: The importance of placement tests and high school transcripts*. New York, NY: Community College Research Center.
- Bettinger, E. P. & Long, B. T. (2006). Addressing the needs of under-prepared students in higher education: Does college remediation work? Retrieved from http://www.postsecondaryresearch.org/i/a/document/4924_BettingerLong2006.pdf
- Carnevale, A. (2013). Help wanted: Projections of jobs and education requirements through 2018. Georgetown University Center on Education and the Workforce. Retrieved from <http://www.cew.georgetown.edu/jobs20280>.
- Complete College America. (2012). *Remediation Higher Education's Bridge to Nowhere*. Washington, DC: Complete College America.
- Conley, D. T. (2007). *Redefining college readiness*. Eugene, OR: Educational Policy Improvement Ctr.
- Hanover Research. (2013). *Models of Accelerated Developmental Education: Prepared for Tarrant County College District*. Washington, D.C., 9.
- Hodara, M., & Xu, D. (2014). Does Developmental Education Improve Labor Outcomes? Evidence from Two States. Center for Analysis of Postsecondary Education and Employment.
- Jobs For the Future & Achieving the Dream. (2009). *Setting Up Success in Developmental Education: How State Policy Can Help Community Colleges Improve Student Outcomes*. Boston, MA: Michael L. Collins, V.
- Maruyama, G., Davison, M., Kanada, M., Kellogg, J., Schoenecker, C. & Mercer, L.(2008). *Predictors of developmental mathematics course taking in Minnesota public post-secondary education*. Minneapolis, MN: Minnesota P-16 Education Partnership.
- Office of Higher Education. (2015). *2015-2016 State Financial Aid Manual*. St. Paul, MN.
- Phipps, R. (1998), *College remediation: What it is, what it costs, what's at stake*. Washington, DC: Institute for Higher Education Policy
- Pretlow III, J., & Wathington, H. (2011). Cost of Developmental Education: An Update of Breneman and Haarlow. *Journal of Developmental Education*, 35(1), 3.
- Strong American Schools. (2008). *Diploma to Nowhere*. Washington D.C.
- U.S. Department of Education. (2015). *Federal Student Aid Handbook Volume 1: Student Eligibility*. Washington, D.C.

MINNESOTA
OFFICE OF
HIGHER
EDUCATION

reach higher

Minnesota Office of Higher Education

1450 Energy Park Drive, Suite 350
Saint Paul, MN 55108-5227

Tel: 651.642.0567 or 800.657.3866
TTY Relay: 800.627.3529
Fax: 651.642.0675

E-mail: info.ohe@state.mn.us

www.getready.state.mn.us
www.ohe.state.mn.us
www.selfloan.state.mn.us

©2016 Minnesota Office of Higher Education

This document can be made available in alternative
formats to persons with disabilities upon request.

 Printed on recycled paper.

Getting Prepared 2016

Appendix A

Postsecondary Enrollment by High School and District

Minnesota is a state highly regarded for the academic achievement of both our K-12 and college students. Nationally, Minnesota ranks high in high school graduation rates and college attainment, but there are significant disparities among students of color and low income students. Participation in developmental education is one measure of the academic readiness of high school graduates for college level coursework. Minnesota policymakers have expressed concerns about the prevalence of developmental education, what form it should take, high school versus college responsibilities and who should pay for the classes.

Getting Prepared fulfills the legislative mandate regarding developmental education data (*Minnesota Statutes, section 13.32, subdivisions 3 and 6*). It provides summary information about Minnesota public high school graduates who enrolled in developmental courses within two years of their high school graduation at Minnesota postsecondary institutions.

Getting Prepared Data

Data for this report was provided by the Minnesota Statewide Longitudinal Education Data System (SLEDS), managed jointly by the Minnesota Office of Higher Education (OHE), Minnesota Departments of Education (MDE) and Employment and Economic Development (DEED). SLEDS links data from pre-kindergarten through completion of college and into the workforce to enable educators and policymakers to gauge the effectiveness of programs and design targeted improvement strategies.

Previous reports were limited to information about public high school graduates enrolled in developmental courses only at public institutions—Minnesota State Colleges and Universities (MnSCU) or the University of Minnesota. *Getting Prepared 2016*, includes new data on enrollments at Minnesota private colleges and out-of-state college enrollments and additional student demographic and high school academic performance data. Linking individual student level data on Minnesota public high school graduates from 2007 to 2014 with fall term Minnesota Office of Higher Education college enrollment data and full year enrollment data from the National Student Clearinghouse enabled the ability to provide additional data.

High school enrollment and graduate data included 475,000 public high school graduates records from 2007 to 2014. Graduates are defined as a student with a status end code of “8” or “9” in the specified year. **The data used for *Getting Prepared* analyzed college enrollment data for high school students based on the student’s “Status End” code at a given point in time and is not comparable to graduation rate cohort data commonly used by the Minnesota Department of Education (MDE).** For example, students graduating from high school in 2014 may be members of different MDE graduation rate cohorts (2012, 2013 or 2014) depending on whether they took 4, 5 or 6 years to graduate.

College enrollment data included 1 million fall term records from the Minnesota Office of Higher Education and 2.1 million enrollment records from the National Student Clearinghouse for all available years. College students are classified based on their first college of enrollment. Analysis was focused on the first two years after high school graduation. Unless otherwise indicated college enrollment data refers to enrollment in both public and private colleges.

Due to a change in source data for the report, analysis did not include data on developmental education credits taken by students during spring or summer terms or the subject of developmental education courses taken such as in math or reading. We plan to include these elements in future reports.

Defining Developmental Education

In this report, “developmental education” is a term used to refer to programs offered by postsecondary institutions to prepare students for success in college-level work. “Developmental education,” the term used in Minnesota Statutes 13.32, can imply courses which repeat material taught earlier that the student did not learn adequately the first time. For many educators, “developmental education” is a broader term that encompasses pre-college-level education and other academic support services that the student may benefit from for any reason. It should be noted that while postsecondary institutions typically assess the academic readiness of high school graduates for college level academic coursework, students can enroll in a variety of technical programs requiring less than college-level skills in reading, writing and/or math. Many students are able to graduate with postsecondary occupational certificates or diplomas and obtain a living wage job without being assessed college ready.

One clear consensus is that developmental education is costly both in terms of programmatic expenditures and opportunity costs for students who must spend additional time finishing developmental education requirements before starting degree-specific courses. Minnesota secondary and postsecondary education is currently working to address alignment issues to better prepare our future workforce.

Changes from Prior Reports

Getting Prepared 2016 uses a different definition for students enrolling in fall term. Enrollment data used in this analysis comes from the Office of Higher Education and the National Student Clearinghouse. While data from the Office of Higher Education includes information about enrollment by course type (regular or developmental education), data from the National Student Clearinghouse does not. In order to best calculate the percent of fall term enrollees enrolling in developmental education, the count of students enrolling in fall term within two years of graduating high school is now restricted to those students whose data was provided to the Office of Higher Education. This change allows the Office of Higher Education to more accurately calculate the percent of graduates enrolled in fall term who also enroll in developmental education.

Table 4 Tuition Charged for Developmental Credits at Minnesota Public Institutions by School and Graduation Year

District	School	Number	Graduates	Graduates	Enrolled in Developmental Education within 2 Years		
			Year of High School Graduation	Total Graduates (A)	Number (D)	Total Developmental Credits at MN Public Institutions All Terms (E)	Total Tuition Charged for Developmental Credits at MN Public Institutions All Terms (F)
A.C.G.C. Public School District	A.C.G.C. AREA LEARNING PROGRAM	2396-01-301	2007	fewer than 10	fewer than 10	0.0	\$0.00
A.C.G.C. Public School District	A.C.G.C. AREA LEARNING PROGRAM	2396-01-301	2008	11	fewer than 10	0.0	\$0.00
A.C.G.C. Public School District	A.C.G.C. AREA LEARNING PROGRAM	2396-01-301	2009	fewer than 10	fewer than 10	0.0	\$0.00
A.C.G.C. Public School District	A.C.G.C. AREA LEARNING PROGRAM	2396-01-301	2010	10	fewer than 10	0.0	\$0.00
A.C.G.C. Public School District	A.C.G.C. AREA LEARNING PROGRAM	2396-01-301	2011	fewer than 10	fewer than 10	0.0	\$0.00
A.C.G.C. Public School District	A.C.G.C. SECONDARY	2396-01-300	2007	62	fewer than 10	0.0	\$0.00
A.C.G.C. Public School District	A.C.G.C. SECONDARY	2396-01-300	2008	63	18	89.0	\$12,600.00
A.C.G.C. Public School District	A.C.G.C. SECONDARY	2396-01-300	2009	49	fewer than 10	0.0	\$0.00
A.C.G.C. Public School District	A.C.G.C. SECONDARY	2396-01-300	2010	50	15	91.0	\$14,300.00
A.C.G.C. Public School District	A.C.G.C. SECONDARY	2396-01-300	2011	57	12	80.0	\$13,400.00
A.C.G.C. Public School District	A.C.G.C. SECONDARY	2396-01-300	2012	54	12	70.0	\$11,300.00
A.C.G.C. Public School District	A.C.G.C. SECONDARY	2396-01-300	2013	58	12	61.0	\$10,000.00
A.C.G.C. Public School District	A.C.G.C. SECONDARY	2396-01-300	2014	47	fewer than 10	0.0	\$0.00
Academic Arts High School	ACADEMIC ARTS HIGH SCHOOL	4119-07-010	2007	10	fewer than 10	0.0	\$0.00
Academic Arts High School	ACADEMIC ARTS HIGH SCHOOL	4119-07-010	2008	fewer than 10	fewer than 10	0.0	\$0.00
Academic Arts High School	ACADEMIC ARTS HIGH SCHOOL	4119-07-010	2009	10	fewer than 10	0.0	\$0.00
Academic Arts High School	ACADEMIC ARTS HIGH SCHOOL	4119-07-010	2010	10	fewer than 10	0.0	\$0.00
Academic Arts High School	ACADEMIC ARTS HIGH SCHOOL	4119-07-010	2011	fewer than 10	fewer than 10	0.0	\$0.00
Academic Arts High School	ACADEMIC ARTS HIGH SCHOOL	4119-07-010	2012	fewer than 10	fewer than 10	0.0	\$0.00
Academic Arts High School	ACADEMIC ARTS HIGH SCHOOL	4119-07-010	2013	fewer than 10	fewer than 10	0.0	\$0.00
Academic Arts High School	ACADEMIC ARTS HIGH SCHOOL	4119-07-010	2014	15	fewer than 10	0.0	\$0.00
Ada-Borup Public School District	ADA-BORUP SECONDARY	2854-01-030	2007	43	fewer than 10	0.0	\$0.00
Ada-Borup Public School District	ADA-BORUP SECONDARY	2854-01-030	2008	42	fewer than 10	0.0	\$0.00
Ada-Borup Public School District	ADA-BORUP SECONDARY	2854-01-030	2009	39	fewer than 10	0.0	\$0.00
Ada-Borup Public School District	ADA-BORUP SECONDARY	2854-01-030	2010	42	fewer than 10	0.0	\$0.00
Ada-Borup Public School District	ADA-BORUP SECONDARY	2854-01-030	2011	41	fewer than 10	0.0	\$0.00
Ada-Borup Public School District	ADA-BORUP SECONDARY	2854-01-030	2012	43	fewer than 10	0.0	\$0.00
Ada-Borup Public School District	ADA-BORUP SECONDARY	2854-01-030	2013	38	fewer than 10	0.0	\$0.00
Ada-Borup Public School District	ADA-BORUP SECONDARY	2854-01-030	2014	43	fewer than 10	0.0	\$0.00
Adrian Public School District	ADRIAN SECONDARY	0511-01-020	2007	52	fewer than 10	0.0	\$0.00
Adrian Public School District	ADRIAN SECONDARY	0511-01-020	2008	50	fewer than 10	0.0	\$0.00
Adrian Public School District	ADRIAN SECONDARY	0511-01-020	2009	50	fewer than 10	0.0	\$0.00
Adrian Public School District	ADRIAN SECONDARY	0511-01-020	2010	54	fewer than 10	0.0	\$0.00
Adrian Public School District	ADRIAN SECONDARY	0511-01-020	2011	43	fewer than 10	0.0	\$0.00
Adrian Public School District	ADRIAN SECONDARY	0511-01-020	2012	46	fewer than 10	0.0	\$0.00

Adrian Public School District	ADRIAN SECONDARY	0511-01-020	2013	47	fewer than 10	0.0	\$0.00
Adrian Public School District	ADRIAN SECONDARY	0511-01-020	2014	44	fewer than 10	0.0	\$0.00
AFSA High School	AFSA HIGH SCHOOL	4074-07-010	2007	40	fewer than 10	0.0	\$0.00
AFSA High School	AFSA HIGH SCHOOL	4074-07-010	2008	36	fewer than 10	0.0	\$0.00
AFSA High School	AFSA HIGH SCHOOL	4074-07-010	2009	44	11	79.0	\$11,000.00
AFSA High School	AFSA HIGH SCHOOL	4074-07-010	2010	56	10	125.0	\$18,600.00
AFSA High School	AFSA HIGH SCHOOL	4074-07-010	2011	40	fewer than 10	0.0	\$0.00
AFSA High School	AFSA HIGH SCHOOL	4074-07-010	2012	40	fewer than 10	0.0	\$0.00
AFSA High School	AFSA HIGH SCHOOL	4074-07-010	2013	38	11	139.0	\$22,200.00
AFSA High School	AFSA HIGH SCHOOL	4074-07-010	2014	44	fewer than 10	0.0	\$0.00
Aitkin Public School District	AITKIN ALTERNATIVE LEARNING PROGRAM	0001-01-006	2007	fewer than 10	fewer than 10	0.0	\$0.00
Aitkin Public School District	AITKIN ALTERNATIVE LEARNING PROGRAM	0001-01-006	2008	fewer than 10	fewer than 10	0.0	\$0.00
Aitkin Public School District	AITKIN ALTERNATIVE LEARNING PROGRAM	0001-01-006	2009	fewer than 10	fewer than 10	0.0	\$0.00
Aitkin Public School District	AITKIN ALTERNATIVE LEARNING PROGRAM	0001-01-006	2010	fewer than 10	fewer than 10	0.0	\$0.00
Aitkin Public School District	AITKIN ALTERNATIVE LEARNING PROGRAM	0001-01-006	2011	fewer than 10	fewer than 10	0.0	\$0.00
Aitkin Public School District	AITKIN ALTERNATIVE LEARNING PROGRAM	0001-01-006	2012	fewer than 10	fewer than 10	0.0	\$0.00
Aitkin Public School District	AITKIN ALTERNATIVE LEARNING PROGRAM	0001-01-006	2013	fewer than 10	fewer than 10	0.0	\$0.00
Aitkin Public School District	AITKIN ALTERNATIVE LEARNING PROGRAM	0001-01-006	2014	fewer than 10	fewer than 10	0.0	\$0.00
Aitkin Public School District	AITKIN SECONDARY SCHOOL	0001-01-001	2007	92	19	84.0	\$11,500.00
Aitkin Public School District	AITKIN SECONDARY SCHOOL	0001-01-001	2008	104	16	88.0	\$12,100.00
Aitkin Public School District	AITKIN SECONDARY SCHOOL	0001-01-001	2009	98	18	106.0	\$15,000.00
Aitkin Public School District	AITKIN SECONDARY SCHOOL	0001-01-001	2010	82	fewer than 10	0.0	\$0.00
Aitkin Public School District	AITKIN SECONDARY SCHOOL	0001-01-001	2011	83	fewer than 10	0.0	\$0.00
Aitkin Public School District	AITKIN SECONDARY SCHOOL	0001-01-001	2012	84	11	70.0	\$11,100.00
Aitkin Public School District	AITKIN SECONDARY SCHOOL	0001-01-001	2013	87	11	72.0	\$11,300.00
Aitkin Public School District	AITKIN SECONDARY SCHOOL	0001-01-001	2014	89	fewer than 10	0.0	\$0.00
Albany Public School District	ALBANY SENIOR HIGH	0745-01-060	2007	109	fewer than 10	0.0	\$0.00
Albany Public School District	ALBANY SENIOR HIGH	0745-01-060	2008	147	23	117.0	\$17,200.00
Albany Public School District	ALBANY SENIOR HIGH	0745-01-060	2009	99	20	92.0	\$14,500.00
Albany Public School District	ALBANY SENIOR HIGH	0745-01-060	2010	106	13	79.0	\$12,000.00
Albany Public School District	ALBANY SENIOR HIGH	0745-01-060	2011	108	10	32.0	\$5,100.00
Albany Public School District	ALBANY SENIOR HIGH	0745-01-060	2012	100	10	44.0	\$7,500.00
Albany Public School District	ALBANY SENIOR HIGH	0745-01-060	2013	126	12	69.0	\$12,100.00
Albany Public School District	ALBANY SENIOR HIGH	0745-01-060	2014	128	fewer than 10	0.0	\$0.00
Albert Lea Public School District	ALBERT LEA AREA LEARNING CNTR.	0241-01-350	2007	42	fewer than 10	0.0	\$0.00
Albert Lea Public School District	ALBERT LEA AREA LEARNING CNTR.	0241-01-350	2008	33	fewer than 10	0.0	\$0.00
Albert Lea Public School District	ALBERT LEA AREA LEARNING CNTR.	0241-01-350	2009	46	fewer than 10	0.0	\$0.00
Albert Lea Public School District	ALBERT LEA AREA LEARNING CNTR.	0241-01-350	2010	38	fewer than 10	0.0	\$0.00
Albert Lea Public School District	ALBERT LEA AREA LEARNING CNTR.	0241-01-350	2011	26	fewer than 10	0.0	\$0.00
Albert Lea Public School District	ALBERT LEA AREA LEARNING CNTR.	0241-01-350	2012	22	fewer than 10	0.0	\$0.00
Albert Lea Public School District	ALBERT LEA AREA LEARNING CNTR.	0241-01-350	2013	27	fewer than 10	0.0	\$0.00
Albert Lea Public School District	ALBERT LEA AREA LEARNING CNTR.	0241-01-350	2014	25	fewer than 10	0.0	\$0.00
Albert Lea Public School District	ALBERT LEA SENIOR HIGH	0241-01-310	2007	290	43	295.0	\$42,100.00
Albert Lea Public School District	ALBERT LEA SENIOR HIGH	0241-01-310	2008	228	39	284.0	\$40,700.00
Albert Lea Public School District	ALBERT LEA SENIOR HIGH	0241-01-310	2009	203	28	205.0	\$30,400.00

Albert Lea Public School District	ALBERT LEA SENIOR HIGH	0241-01-310	2010	237	34	185.0	\$28,600.00
Albert Lea Public School District	ALBERT LEA SENIOR HIGH	0241-01-310	2011	187	35	251.0	\$41,000.00
Albert Lea Public School District	ALBERT LEA SENIOR HIGH	0241-01-310	2012	166	22	132.0	\$23,900.00
Albert Lea Public School District	ALBERT LEA SENIOR HIGH	0241-01-310	2013	166	23	148.0	\$25,500.00
Albert Lea Public School District	ALBERT LEA SENIOR HIGH	0241-01-310	2014	173	23	146.0	\$25,100.00
Albert Lea Public School District	HAYWARD GROUP HOME	0241-01-620	2008	fewer than 10	fewer than 10	0.0	\$0.00
Alden-Conger Public School District	ALDEN-CONGER SECONDARY	0242-01-001	2007	27	fewer than 10	0.0	\$0.00
Alden-Conger Public School District	ALDEN-CONGER SECONDARY	0242-01-001	2008	32	fewer than 10	0.0	\$0.00
Alden-Conger Public School District	ALDEN-CONGER SECONDARY	0242-01-001	2009	23	fewer than 10	0.0	\$0.00
Alden-Conger Public School District	ALDEN-CONGER SECONDARY	0242-01-001	2010	39	fewer than 10	0.0	\$0.00
Alden-Conger Public School District	ALDEN-CONGER SECONDARY	0242-01-001	2011	20	fewer than 10	0.0	\$0.00
Alden-Conger Public School District	ALDEN-CONGER SECONDARY	0242-01-001	2012	22	fewer than 10	0.0	\$0.00
Alden-Conger Public School District	ALDEN-CONGER SECONDARY	0242-01-001	2013	35	fewer than 10	0.0	\$0.00
Alden-Conger Public School District	ALDEN-CONGER SECONDARY	0242-01-001	2014	26	fewer than 10	0.0	\$0.00
Alexandria Public School District	JEFFERSON SENIOR HIGH	0206-01-320	2007	329	34	147.0	\$20,200.00
Alexandria Public School District	JEFFERSON SENIOR HIGH	0206-01-320	2008	327	40	167.0	\$22,400.00
Alexandria Public School District	JEFFERSON SENIOR HIGH	0206-01-320	2009	292	16	73.0	\$11,300.00
Alexandria Public School District	JEFFERSON SENIOR HIGH	0206-01-320	2010	275	20	99.0	\$15,400.00
Alexandria Public School District	JEFFERSON SENIOR HIGH	0206-01-320	2011	275	28	130.0	\$21,100.00
Alexandria Public School District	JEFFERSON SENIOR HIGH	0206-01-320	2012	260	27	127.0	\$21,800.00
Alexandria Public School District	JEFFERSON SENIOR HIGH	0206-01-320	2013	290	25	109.0	\$19,700.00
Alexandria Public School District	JEFFERSON SENIOR HIGH	0206-01-320	2014	280	15	79.0	\$13,300.00
Annandale Public School District	ANNANDALE SENIOR HIGH	0876-01-003	2007	136	12	47.0	\$6,600.00
Annandale Public School District	ANNANDALE SENIOR HIGH	0876-01-003	2008	150	14	67.0	\$9,800.00
Annandale Public School District	ANNANDALE SENIOR HIGH	0876-01-003	2009	140	15	94.0	\$13,800.00
Annandale Public School District	ANNANDALE SENIOR HIGH	0876-01-003	2010	142	16	84.0	\$13,800.00
Annandale Public School District	ANNANDALE SENIOR HIGH	0876-01-003	2011	126	17	96.0	\$16,500.00
Annandale Public School District	ANNANDALE SENIOR HIGH	0876-01-003	2012	126	20	124.0	\$20,800.00
Annandale Public School District	ANNANDALE SENIOR HIGH	0876-01-003	2013	110	20	152.0	\$24,900.00
Annandale Public School District	ANNANDALE SENIOR HIGH	0876-01-003	2014	127	fewer than 10	0.0	\$0.00
Anoka-Hennepin Public School District	ANDOVER DOWNTOWN CTR ALC	0011-01-435	2007	37	fewer than 10	0.0	\$0.00
Anoka-Hennepin Public School District	ANDOVER DOWNTOWN CTR ALC	0011-01-435	2008	28	fewer than 10	0.0	\$0.00
Anoka-Hennepin Public School District	ANDOVER DOWNTOWN CTR ALC	0011-01-435	2009	29	fewer than 10	0.0	\$0.00
Anoka-Hennepin Public School District	ANDOVER DOWNTOWN CTR ALC	0011-01-435	2010	29	fewer than 10	0.0	\$0.00
Anoka-Hennepin Public School District	ANDOVER HIGH SCHOOL	0011-01-094	2007	333	58	449.0	\$56,700.00
Anoka-Hennepin Public School District	ANDOVER HIGH SCHOOL	0011-01-094	2008	331	72	593.0	\$77,300.00
Anoka-Hennepin Public School District	ANDOVER HIGH SCHOOL	0011-01-094	2009	382	71	525.0	\$71,000.00
Anoka-Hennepin Public School District	ANDOVER HIGH SCHOOL	0011-01-094	2010	376	66	502.0	\$71,200.00
Anoka-Hennepin Public School District	ANDOVER HIGH SCHOOL	0011-01-094	2011	362	60	459.0	\$69,300.00
Anoka-Hennepin Public School District	ANDOVER HIGH SCHOOL	0011-01-094	2012	369	40	318.0	\$49,600.00
Anoka-Hennepin Public School District	ANDOVER HIGH SCHOOL	0011-01-094	2013	399	47	318.0	\$51,800.00
Anoka-Hennepin Public School District	ANDOVER HIGH SCHOOL	0011-01-094	2014	433	33	216.0	\$34,100.00
Anoka-Hennepin Public School District	ANOKA HIGH SCHOOL	0011-01-001	2007	483	95	735.0	\$94,100.00
Anoka-Hennepin Public School District	ANOKA HIGH SCHOOL	0011-01-001	2008	533	114	834.0	\$107,500.00
Anoka-Hennepin Public School District	ANOKA HIGH SCHOOL	0011-01-001	2009	524	108	879.0	\$117,700.00

Anoka-Hennepin Public School District	ANOKA HIGH SCHOOL	0011-01-001	2010	497	97	754.0	\$107,200.00
Anoka-Hennepin Public School District	ANOKA HIGH SCHOOL	0011-01-001	2011	517	82	663.0	\$100,900.00
Anoka-Hennepin Public School District	ANOKA HIGH SCHOOL	0011-01-001	2012	474	80	636.0	\$101,300.00
Anoka-Hennepin Public School District	ANOKA HIGH SCHOOL	0011-01-001	2013	540	84	637.0	\$99,500.00
Anoka-Hennepin Public School District	ANOKA HIGH SCHOOL	0011-01-001	2014	485	41	292.0	\$47,900.00
Anoka-Hennepin Public School District	BLAINE HIGH SCHOOL	0011-01-091	2007	557	127	966.0	\$126,500.00
Anoka-Hennepin Public School District	BLAINE HIGH SCHOOL	0011-01-091	2008	574	137	1,129.0	\$145,700.00
Anoka-Hennepin Public School District	BLAINE HIGH SCHOOL	0011-01-091	2009	535	118	912.0	\$123,800.00
Anoka-Hennepin Public School District	BLAINE HIGH SCHOOL	0011-01-091	2010	560	116	1,014.0	\$146,100.00
Anoka-Hennepin Public School District	BLAINE HIGH SCHOOL	0011-01-091	2011	598	112	981.0	\$148,100.00
Anoka-Hennepin Public School District	BLAINE HIGH SCHOOL	0011-01-091	2012	558	102	840.0	\$132,800.00
Anoka-Hennepin Public School District	BLAINE HIGH SCHOOL	0011-01-091	2013	623	93	809.0	\$128,700.00
Anoka-Hennepin Public School District	BLAINE HIGH SCHOOL	0011-01-091	2014	655	76	578.0	\$91,200.00
Anoka-Hennepin Public School District	BRIDGES ALTERNATIVE PROGRAM	0011-01-436	2007	18	fewer than 10	0.0	\$0.00
Anoka-Hennepin Public School District	BRIDGES ALTERNATIVE PROGRAM	0011-01-436	2008	16	fewer than 10	0.0	\$0.00
Anoka-Hennepin Public School District	BRIDGES ALTERNATIVE PROGRAM	0011-01-436	2009	30	fewer than 10	0.0	\$0.00
Anoka-Hennepin Public School District	BRIDGES ALTERNATIVE PROGRAM	0011-01-436	2010	34	fewer than 10	0.0	\$0.00
Anoka-Hennepin Public School District	BRIDGES ALTERNATIVE PROGRAM	0011-01-436	2011	28	fewer than 10	0.0	\$0.00
Anoka-Hennepin Public School District	BRIDGES ALTERNATIVE PROGRAM	0011-01-436	2012	31	fewer than 10	0.0	\$0.00
Anoka-Hennepin Public School District	BRIDGES ALTERNATIVE PROGRAM	0011-01-436	2013	29	fewer than 10	0.0	\$0.00
Anoka-Hennepin Public School District	BRIDGES ALTERNATIVE PROGRAM	0011-01-436	2014	30	fewer than 10	0.0	\$0.00
Anoka-Hennepin Public School District	CHAMPLIN PARK HIGH SCHOOL	0011-01-192	2007	613	146	1,224.0	\$166,700.00
Anoka-Hennepin Public School District	CHAMPLIN PARK HIGH SCHOOL	0011-01-192	2008	655	162	1,353.0	\$188,600.00
Anoka-Hennepin Public School District	CHAMPLIN PARK HIGH SCHOOL	0011-01-192	2009	675	167	1,594.0	\$233,900.00
Anoka-Hennepin Public School District	CHAMPLIN PARK HIGH SCHOOL	0011-01-192	2010	649	145	1,364.0	\$211,000.00
Anoka-Hennepin Public School District	CHAMPLIN PARK HIGH SCHOOL	0011-01-192	2011	630	150	1,528.0	\$249,500.00
Anoka-Hennepin Public School District	CHAMPLIN PARK HIGH SCHOOL	0011-01-192	2012	625	134	1,302.0	\$211,600.00
Anoka-Hennepin Public School District	CHAMPLIN PARK HIGH SCHOOL	0011-01-192	2013	685	126	1,017.0	\$172,600.00
Anoka-Hennepin Public School District	CHAMPLIN PARK HIGH SCHOOL	0011-01-192	2014	559	71	580.0	\$96,200.00
Anoka-Hennepin Public School District	COMPASS ON-LINE	0011-01-680	2007	fewer than 10	fewer than 10	0.0	\$0.00
Anoka-Hennepin Public School District	COMPASS ON-LINE	0011-01-680	2008	fewer than 10	fewer than 10	0.0	\$0.00
Anoka-Hennepin Public School District	COMPASS ON-LINE	0011-01-680	2009	fewer than 10	fewer than 10	0.0	\$0.00
Anoka-Hennepin Public School District	COMPASS ON-LINE	0011-01-680	2010	fewer than 10	fewer than 10	0.0	\$0.00
Anoka-Hennepin Public School District	COMPASS ON-LINE	0011-01-680	2011	fewer than 10	fewer than 10	0.0	\$0.00
Anoka-Hennepin Public School District	COMPASS ON-LINE	0011-01-680	2012	fewer than 10	fewer than 10	0.0	\$0.00
Anoka-Hennepin Public School District	COMPASS ON-LINE	0011-01-680	2013	fewer than 10	fewer than 10	0.0	\$0.00
Anoka-Hennepin Public School District	COMPASS ON-LINE	0011-01-680	2014	fewer than 10	fewer than 10	0.0	\$0.00
Anoka-Hennepin Public School District	COMPASS-BELL CENTER	0011-01-812	2010	fewer than 10	fewer than 10	0.0	\$0.00
Anoka-Hennepin Public School District	COON RAPIDS HIGH SCHOOL	0011-01-002	2007	517	130	1,192.0	\$152,300.00
Anoka-Hennepin Public School District	COON RAPIDS HIGH SCHOOL	0011-01-002	2008	512	133	1,060.0	\$140,500.00
Anoka-Hennepin Public School District	COON RAPIDS HIGH SCHOOL	0011-01-002	2009	497	125	1,140.0	\$152,700.00
Anoka-Hennepin Public School District	COON RAPIDS HIGH SCHOOL	0011-01-002	2010	503	98	814.0	\$117,900.00
Anoka-Hennepin Public School District	COON RAPIDS HIGH SCHOOL	0011-01-002	2011	471	102	889.0	\$134,100.00
Anoka-Hennepin Public School District	COON RAPIDS HIGH SCHOOL	0011-01-002	2012	439	91	824.0	\$129,200.00
Anoka-Hennepin Public School District	COON RAPIDS HIGH SCHOOL	0011-01-002	2013	475	84	669.0	\$105,300.00

Anoka-Hennepin Public School District	COON RAPIDS HIGH SCHOOL	0011-01-002	2014	476	63	537.0	\$82,200.00
Anoka-Hennepin Public School District	CROSSROADS ALTN HIGH SCHOOL	0011-01-110	2007	23	fewer than 10	0.0	\$0.00
Anoka-Hennepin Public School District	CROSSROADS ALTN HIGH SCHOOL	0011-01-110	2008	37	fewer than 10	0.0	\$0.00
Anoka-Hennepin Public School District	CROSSROADS ALTN HIGH SCHOOL	0011-01-110	2009	29	fewer than 10	0.0	\$0.00
Anoka-Hennepin Public School District	CROSSROADS ALTN HIGH SCHOOL	0011-01-110	2010	20	fewer than 10	0.0	\$0.00
Anoka-Hennepin Public School District	CROSSROADS ALTN HIGH SCHOOL	0011-01-110	2011	15	fewer than 10	0.0	\$0.00
Anoka-Hennepin Public School District	CROSSROADS ALTN HIGH SCHOOL	0011-01-110	2012	fewer than 10	fewer than 10	0.0	\$0.00
Anoka-Hennepin Public School District	CROSSROADS ALTN HIGH SCHOOL	0011-01-110	2013	12	fewer than 10	0.0	\$0.00
Anoka-Hennepin Public School District	CROSSROADS ALTN HIGH SCHOOL	0011-01-110	2014	fewer than 10	fewer than 10	0.0	\$0.00
Anoka-Hennepin Public School District	CROSSROADS SUMMER PROGRAM	0011-01-975	2008	39	fewer than 10	0.0	\$0.00
Anoka-Hennepin Public School District	CROSSROADS SUMMER PROGRAM	0011-01-975	2010	fewer than 10	fewer than 10	0.0	\$0.00
Anoka-Hennepin Public School District	CROSSROADS SUMMER PROGRAM	0011-01-975	2013	fewer than 10	fewer than 10	0.0	\$0.00
Anoka-Hennepin Public School District	CROSSROADS-NIGHT	0011-01-111	2007	42	fewer than 10	0.0	\$0.00
Anoka-Hennepin Public School District	CROSSROADS-NIGHT	0011-01-111	2008	44	fewer than 10	0.0	\$0.00
Anoka-Hennepin Public School District	CROSSROADS-NIGHT	0011-01-111	2009	47	fewer than 10	0.0	\$0.00
Anoka-Hennepin Public School District	CROSSROADS-NIGHT	0011-01-111	2010	43	12	91.0	\$13,200.00
Anoka-Hennepin Public School District	CROSSROADS-NIGHT	0011-01-111	2011	33	fewer than 10	0.0	\$0.00
Anoka-Hennepin Public School District	CROSSROADS-NIGHT	0011-01-111	2013	19	fewer than 10	0.0	\$0.00
Anoka-Hennepin Public School District	CROSSROADS-WEST CAMPUS	0011-01-434	2007	27	fewer than 10	0.0	\$0.00
Anoka-Hennepin Public School District	CROSSROADS-WEST CAMPUS	0011-01-434	2008	23	fewer than 10	0.0	\$0.00
Anoka-Hennepin Public School District	CROSSROADS-WEST CAMPUS	0011-01-434	2009	19	fewer than 10	0.0	\$0.00
Anoka-Hennepin Public School District	CROSSROADS-WEST CAMPUS	0011-01-434	2010	37	fewer than 10	0.0	\$0.00
Anoka-Hennepin Public School District	CROSSROADS-WEST CAMPUS	0011-01-434	2011	fewer than 10	fewer than 10	0.0	\$0.00
Anoka-Hennepin Public School District	CROSSROADS-WEST CAMPUS	0011-01-434	2012	fewer than 10	fewer than 10	0.0	\$0.00
Anoka-Hennepin Public School District	CROSSROADS-WEST CAMPUS	0011-01-434	2013	fewer than 10	fewer than 10	0.0	\$0.00
Anoka-Hennepin Public School District	CROSSROADS-WEST CAMPUS	0011-01-434	2014	fewer than 10	fewer than 10	0.0	\$0.00
Anoka-Hennepin Public School District	RIVER TRAIL LEARNING CTR @ LO JACOB	0011-01-467	2007	fewer than 10	fewer than 10	0.0	\$0.00
Anoka-Hennepin Public School District	RIVER TRAIL LEARNING CTR @ LO JACOB	0011-01-467	2008	fewer than 10	fewer than 10	0.0	\$0.00
Anoka-Hennepin Public School District	RIVER TRAIL LEARNING CTR @ LO JACOB	0011-01-467	2010	fewer than 10	fewer than 10	0.0	\$0.00
Anoka-Hennepin Public School District	RIVER TRAIL LEARNING CTR @ LO JACOB	0011-01-467	2011	fewer than 10	fewer than 10	0.0	\$0.00
Anoka-Hennepin Public School District	RIVER TRAIL LEARNING CTR @ LO JACOB	0011-01-467	2012	fewer than 10	fewer than 10	0.0	\$0.00
Anoka-Hennepin Public School District	RIVER TRAIL LEARNING CTR @ LO JACOB	0011-01-467	2013	fewer than 10	fewer than 10	0.0	\$0.00
Anoka-Hennepin Public School District	RIVER TRAIL LEARNING CTR @ LO JACOB	0011-01-467	2014	fewer than 10	fewer than 10	0.0	\$0.00
Anoka-Hennepin Public School District	SECONDARY TECHNICAL EDUC. PROG.	0011-01-198	2010	fewer than 10	fewer than 10	0.0	\$0.00
Anoka-Hennepin Public School District	SECONDARY TECHNICAL EDUC. PROG.	0011-01-198	2012	fewer than 10	fewer than 10	0.0	\$0.00
Anoka-Hennepin Public School District	SECONDARY TECHNICAL EDUC. PROG.	0011-01-198	2014	fewer than 10	fewer than 10	0.0	\$0.00
Anoka-Hennepin Public School District	TRANSITION PLUS	0011-01-468	2007	77	fewer than 10	0.0	\$0.00
Anoka-Hennepin Public School District	TRANSITION PLUS	0011-01-468	2008	69	fewer than 10	0.0	\$0.00
Anoka-Hennepin Public School District	TRANSITION PLUS	0011-01-468	2009	85	fewer than 10	0.0	\$0.00
Anoka-Hennepin Public School District	TRANSITION PLUS	0011-01-468	2010	99	fewer than 10	0.0	\$0.00
Anoka-Hennepin Public School District	TRANSITION PLUS	0011-01-468	2011	95	fewer than 10	0.0	\$0.00
Anoka-Hennepin Public School District	TRANSITION PLUS	0011-01-468	2012	83	fewer than 10	0.0	\$0.00
Anoka-Hennepin Public School District	TRANSITION PLUS	0011-01-468	2013	120	13	106.0	\$16,700.00
Anoka-Hennepin Public School District	TRANSITION PLUS	0011-01-468	2014	88	fewer than 10	0.0	\$0.00
Arcadia Charter School	ARCADIA CHARTER SCHOOL	4091-07-010	2007	20	fewer than 10	0.0	\$0.00

Arcadia Charter School	ARCADIA CHARTER SCHOOL	4091-07-010	2008	23	fewer than 10	0.0	\$0.00
Arcadia Charter School	ARCADIA CHARTER SCHOOL	4091-07-010	2009	11	fewer than 10	0.0	\$0.00
Arcadia Charter School	ARCADIA CHARTER SCHOOL	4091-07-010	2010	11	fewer than 10	0.0	\$0.00
Arcadia Charter School	ARCADIA CHARTER SCHOOL	4091-07-010	2011	18	fewer than 10	0.0	\$0.00
Arcadia Charter School	ARCADIA CHARTER SCHOOL	4091-07-010	2012	13	fewer than 10	0.0	\$0.00
Arcadia Charter School	ARCADIA CHARTER SCHOOL	4091-07-010	2013	28	fewer than 10	0.0	\$0.00
Arcadia Charter School	ARCADIA CHARTER SCHOOL	4091-07-010	2014	14	fewer than 10	0.0	\$0.00
Ashby Public School District	ASHBY SECONDARY	0261-01-020	2007	28	fewer than 10	0.0	\$0.00
Ashby Public School District	ASHBY SECONDARY	0261-01-020	2008	24	fewer than 10	0.0	\$0.00
Ashby Public School District	ASHBY SECONDARY	0261-01-020	2009	19	fewer than 10	0.0	\$0.00
Ashby Public School District	ASHBY SECONDARY	0261-01-020	2010	26	fewer than 10	0.0	\$0.00
Ashby Public School District	ASHBY SECONDARY	0261-01-020	2011	22	fewer than 10	0.0	\$0.00
Ashby Public School District	ASHBY SECONDARY	0261-01-020	2012	15	fewer than 10	0.0	\$0.00
Ashby Public School District	ASHBY SECONDARY	0261-01-020	2013	13	fewer than 10	0.0	\$0.00
Ashby Public School District	ASHBY SECONDARY	0261-01-020	2014	20	fewer than 10	0.0	\$0.00
Augsburg Fairview Academy	AUGSBURG FAIRVIEW ACADEMY	4111-07-010	2007	fewer than 10	fewer than 10	0.0	\$0.00
Augsburg Fairview Academy	AUGSBURG FAIRVIEW ACADEMY	4111-07-010	2008	fewer than 10	fewer than 10	0.0	\$0.00
Augsburg Fairview Academy	AUGSBURG FAIRVIEW ACADEMY	4111-07-010	2009	24	fewer than 10	0.0	\$0.00
Augsburg Fairview Academy	AUGSBURG FAIRVIEW ACADEMY	4111-07-010	2010	26	fewer than 10	0.0	\$0.00
Augsburg Fairview Academy	AUGSBURG FAIRVIEW ACADEMY	4111-07-010	2011	15	fewer than 10	0.0	\$0.00
Augsburg Fairview Academy	AUGSBURG FAIRVIEW ACADEMY	4111-07-010	2012	19	fewer than 10	0.0	\$0.00
Augsburg Fairview Academy	AUGSBURG FAIRVIEW ACADEMY	4111-07-010	2013	12	fewer than 10	0.0	\$0.00
Augsburg Fairview Academy	AUGSBURG FAIRVIEW ACADEMY	4111-07-010	2014	18	fewer than 10	0.0	\$0.00
Austin Public School District	AUSTIN AREA LEARNING CENTER	0492-01-150	2007	28	fewer than 10	0.0	\$0.00
Austin Public School District	AUSTIN AREA LEARNING CENTER	0492-01-150	2008	24	fewer than 10	0.0	\$0.00
Austin Public School District	AUSTIN AREA LEARNING CENTER	0492-01-150	2009	32	fewer than 10	0.0	\$0.00
Austin Public School District	AUSTIN AREA LEARNING CENTER	0492-01-150	2010	35	fewer than 10	0.0	\$0.00
Austin Public School District	AUSTIN AREA LEARNING CENTER	0492-01-150	2011	30	fewer than 10	0.0	\$0.00
Austin Public School District	AUSTIN AREA LEARNING CENTER	0492-01-150	2012	36	fewer than 10	0.0	\$0.00
Austin Public School District	AUSTIN AREA LEARNING CENTER	0492-01-150	2013	24	fewer than 10	0.0	\$0.00
Austin Public School District	AUSTIN AREA LEARNING CENTER	0492-01-150	2014	19	fewer than 10	0.0	\$0.00
Austin Public School District	AUSTIN AREA LEARNING CNTR. - SUMMER	0492-01-145	2007	fewer than 10	fewer than 10	0.0	\$0.00
Austin Public School District	AUSTIN AREA LEARNING CNTR. - SUMMER	0492-01-145	2008	fewer than 10	fewer than 10	0.0	\$0.00
Austin Public School District	AUSTIN AREA LEARNING CNTR. - SUMMER	0492-01-145	2009	fewer than 10	fewer than 10	0.0	\$0.00
Austin Public School District	AUSTIN AREA LEARNING CNTR. - SUMMER	0492-01-145	2010	fewer than 10	fewer than 10	0.0	\$0.00
Austin Public School District	AUSTIN AREA LEARNING CNTR. - SUMMER	0492-01-145	2011	fewer than 10	fewer than 10	0.0	\$0.00
Austin Public School District	AUSTIN AREA LEARNING CNTR. - SUMMER	0492-01-145	2012	11	fewer than 10	0.0	\$0.00
Austin Public School District	AUSTIN AREA LEARNING CNTR. - SUMMER	0492-01-145	2013	fewer than 10	fewer than 10	0.0	\$0.00
Austin Public School District	AUSTIN AREA LEARNING CNTR. - SUMMER	0492-01-145	2014	11	fewer than 10	0.0	\$0.00
Austin Public School District	AUSTIN SENIOR HIGH	0492-01-200	2007	241	41	254.0	\$35,900.00
Austin Public School District	AUSTIN SENIOR HIGH	0492-01-200	2008	217	38	238.0	\$34,000.00
Austin Public School District	AUSTIN SENIOR HIGH	0492-01-200	2009	263	38	241.0	\$36,100.00
Austin Public School District	AUSTIN SENIOR HIGH	0492-01-200	2010	267	60	418.0	\$65,500.00
Austin Public School District	AUSTIN SENIOR HIGH	0492-01-200	2011	238	53	365.0	\$60,300.00
Austin Public School District	AUSTIN SENIOR HIGH	0492-01-200	2012	240	48	367.0	\$61,400.00

Austin Public School District	AUSTIN SENIOR HIGH	0492-01-200	2013	225	36	356.0	\$59,500.00
Austin Public School District	AUSTIN SENIOR HIGH	0492-01-200	2014	225	25	158.0	\$26,900.00
Austin Public School District	BANK SCHOOL	0492-01-160	2007	fewer than 10	fewer than 10	0.0	\$0.00
Austin Public School District	BANK SCHOOL	0492-01-160	2008	fewer than 10	fewer than 10	0.0	\$0.00
Austin Public School District	BANK SCHOOL	0492-01-160	2009	fewer than 10	fewer than 10	0.0	\$0.00
Austin Public School District	BANK SCHOOL	0492-01-160	2010	fewer than 10	fewer than 10	0.0	\$0.00
Austin Public School District	BANK SCHOOL	0492-01-160	2011	fewer than 10	fewer than 10	0.0	\$0.00
Austin Public School District	BANK SCHOOL	0492-01-160	2012	fewer than 10	fewer than 10	0.0	\$0.00
Austin Public School District	BANK SCHOOL	0492-01-160	2013	fewer than 10	fewer than 10	0.0	\$0.00
Austin Public School District	BANK SCHOOL	0492-01-160	2014	fewer than 10	fewer than 10	0.0	\$0.00
Austin Public School District	NEW DOMINION ACADEMY	0492-01-450	2007	fewer than 10	fewer than 10	0.0	\$0.00
Austin Public School District	NEW DOMINION ACADEMY	0492-01-450	2008	fewer than 10	fewer than 10	0.0	\$0.00
Austin Public School District	NEW DOMINION ACADEMY	0492-01-450	2009	fewer than 10	fewer than 10	0.0	\$0.00
Austin Public School District	NEW DOMINION ACADEMY	0492-01-450	2012	fewer than 10	fewer than 10	0.0	\$0.00
Austin Public School District	NEW DOMINION ACADEMY	0492-01-450	2013	fewer than 10	fewer than 10	0.0	\$0.00
Austin Public School District	NEW DOMINION ACADEMY	0492-01-450	2014	fewer than 10	fewer than 10	0.0	\$0.00
Avalon School	AVALON SCHOOL	4075-07-010	2007	25	fewer than 10	0.0	\$0.00
Avalon School	AVALON SCHOOL	4075-07-010	2008	25	fewer than 10	0.0	\$0.00
Avalon School	AVALON SCHOOL	4075-07-010	2009	25	fewer than 10	0.0	\$0.00
Avalon School	AVALON SCHOOL	4075-07-010	2010	32	fewer than 10	0.0	\$0.00
Avalon School	AVALON SCHOOL	4075-07-010	2011	24	fewer than 10	0.0	\$0.00
Avalon School	AVALON SCHOOL	4075-07-010	2012	38	fewer than 10	0.0	\$0.00
Avalon School	AVALON SCHOOL	4075-07-010	2013	32	fewer than 10	0.0	\$0.00
Avalon School	AVALON SCHOOL	4075-07-010	2014	33	fewer than 10	0.0	\$0.00
Badger Public School District	BADGER SECONDARY	0676-01-020	2007	fewer than 10	fewer than 10	0.0	\$0.00
Badger Public School District	BADGER SECONDARY	0676-01-020	2008	13	fewer than 10	0.0	\$0.00
Badger Public School District	BADGER SECONDARY	0676-01-020	2009	12	fewer than 10	0.0	\$0.00
Badger Public School District	BADGER SECONDARY	0676-01-020	2010	17	fewer than 10	0.0	\$0.00
Badger Public School District	BADGER SECONDARY	0676-01-020	2011	11	fewer than 10	0.0	\$0.00
Badger Public School District	BADGER SECONDARY	0676-01-020	2012	16	fewer than 10	0.0	\$0.00
Badger Public School District	BADGER SECONDARY	0676-01-020	2013	14	fewer than 10	0.0	\$0.00
Badger Public School District	BADGER SECONDARY	0676-01-020	2014	16	fewer than 10	0.0	\$0.00
Bagley Public School District	BAGLEY ALP	0162-01-030	2009	fewer than 10	fewer than 10	0.0	\$0.00
Bagley Public School District	BAGLEY ALP	0162-01-030	2010	fewer than 10	fewer than 10	0.0	\$0.00
Bagley Public School District	BAGLEY ALP	0162-01-030	2012	fewer than 10	fewer than 10	0.0	\$0.00
Bagley Public School District	BAGLEY ALP	0162-01-030	2013	fewer than 10	fewer than 10	0.0	\$0.00
Bagley Public School District	BAGLEY ALP	0162-01-030	2014	fewer than 10	fewer than 10	0.0	\$0.00
Bagley Public School District	BAGLEY SECONDARY	0162-01-020	2007	56	fewer than 10	0.0	\$0.00
Bagley Public School District	BAGLEY SECONDARY	0162-01-020	2008	75	fewer than 10	0.0	\$0.00
Bagley Public School District	BAGLEY SECONDARY	0162-01-020	2009	73	10	56.0	\$8,900.00
Bagley Public School District	BAGLEY SECONDARY	0162-01-020	2010	50	15	51.0	\$8,800.00
Bagley Public School District	BAGLEY SECONDARY	0162-01-020	2011	78	12	91.0	\$15,000.00
Bagley Public School District	BAGLEY SECONDARY	0162-01-020	2012	60	fewer than 10	0.0	\$0.00
Bagley Public School District	BAGLEY SECONDARY	0162-01-020	2013	56	fewer than 10	0.0	\$0.00
Bagley Public School District	BAGLEY SECONDARY	0162-01-020	2014	62	11	53.0	\$9,200.00

Barnesville Public School District	BARNESVILLE SECONDARY	0146-01-040	2007	53	fewer than 10	0.0	\$0.00
Barnesville Public School District	BARNESVILLE SECONDARY	0146-01-040	2008	65	11	56.0	\$8,200.00
Barnesville Public School District	BARNESVILLE SECONDARY	0146-01-040	2009	51	fewer than 10	0.0	\$0.00
Barnesville Public School District	BARNESVILLE SECONDARY	0146-01-040	2010	48	fewer than 10	0.0	\$0.00
Barnesville Public School District	BARNESVILLE SECONDARY	0146-01-040	2011	61	fewer than 10	0.0	\$0.00
Barnesville Public School District	BARNESVILLE SECONDARY	0146-01-040	2012	47	fewer than 10	0.0	\$0.00
Barnesville Public School District	BARNESVILLE SECONDARY	0146-01-040	2013	50	fewer than 10	0.0	\$0.00
Barnesville Public School District	BARNESVILLE SECONDARY	0146-01-040	2014	57	fewer than 10	0.0	\$0.00
Barnum Public School District	BARNUM SECONDARY	0091-01-002	2007	50	fewer than 10	0.0	\$0.00
Barnum Public School District	BARNUM SECONDARY	0091-01-002	2008	54	fewer than 10	0.0	\$0.00
Barnum Public School District	BARNUM SECONDARY	0091-01-002	2009	57	10	127.0	\$16,400.00
Barnum Public School District	BARNUM SECONDARY	0091-01-002	2010	54	fewer than 10	0.0	\$0.00
Barnum Public School District	BARNUM SECONDARY	0091-01-002	2011	44	11	62.0	\$9,600.00
Barnum Public School District	BARNUM SECONDARY	0091-01-002	2012	45	fewer than 10	0.0	\$0.00
Barnum Public School District	BARNUM SECONDARY	0091-01-002	2013	49	11	78.0	\$0.00
Barnum Public School District	BARNUM SECONDARY	0091-01-002	2014	49	fewer than 10	0.0	\$0.00
Battle Lake Public School District	BATTLE LAKE SECONDARY	0542-01-020	2007	43	fewer than 10	0.0	\$0.00
Battle Lake Public School District	BATTLE LAKE SECONDARY	0542-01-020	2008	52	11	56.0	\$7,500.00
Battle Lake Public School District	BATTLE LAKE SECONDARY	0542-01-020	2009	36	fewer than 10	0.0	\$0.00
Battle Lake Public School District	BATTLE LAKE SECONDARY	0542-01-020	2010	48	10	87.0	\$13,000.00
Battle Lake Public School District	BATTLE LAKE SECONDARY	0542-01-020	2011	45	fewer than 10	0.0	\$0.00
Battle Lake Public School District	BATTLE LAKE SECONDARY	0542-01-020	2012	37	fewer than 10	0.0	\$0.00
Battle Lake Public School District	BATTLE LAKE SECONDARY	0542-01-020	2013	40	fewer than 10	0.0	\$0.00
Battle Lake Public School District	BATTLE LAKE SECONDARY	0542-01-020	2014	33	fewer than 10	0.0	\$0.00
Becker Public School District	BECKER SENIOR HIGH	0726-01-020	2007	156	19	118.0	\$16,100.00
Becker Public School District	BECKER SENIOR HIGH	0726-01-020	2008	171	23	153.0	\$22,300.00
Becker Public School District	BECKER SENIOR HIGH	0726-01-020	2009	192	15	77.0	\$11,900.00
Becker Public School District	BECKER SENIOR HIGH	0726-01-020	2010	165	22	148.0	\$23,600.00
Becker Public School District	BECKER SENIOR HIGH	0726-01-020	2011	182	20	148.0	\$24,200.00
Becker Public School District	BECKER SENIOR HIGH	0726-01-020	2012	182	16	94.0	\$15,500.00
Becker Public School District	BECKER SENIOR HIGH	0726-01-020	2013	153	19	121.0	\$20,100.00
Becker Public School District	BECKER SENIOR HIGH	0726-01-020	2014	169	19	123.0	\$21,500.00
Belgrade-Brooten-Elrosa Public School District	BELGRADE-BROOTEN-ELROSA SEC.	2364-01-002	2007	47	fewer than 10	0.0	\$0.00
Belgrade-Brooten-Elrosa Public School District	BELGRADE-BROOTEN-ELROSA SEC.	2364-01-002	2008	63	11	64.0	\$9,100.00
Belgrade-Brooten-Elrosa Public School District	BELGRADE-BROOTEN-ELROSA SEC.	2364-01-002	2009	60	fewer than 10	0.0	\$0.00
Belgrade-Brooten-Elrosa Public School District	BELGRADE-BROOTEN-ELROSA SEC.	2364-01-002	2010	57	fewer than 10	0.0	\$0.00
Belgrade-Brooten-Elrosa Public School District	BELGRADE-BROOTEN-ELROSA SEC.	2364-01-002	2011	53	13	37.0	\$5,900.00
Belgrade-Brooten-Elrosa Public School District	BELGRADE-BROOTEN-ELROSA SEC.	2364-01-002	2012	58	11	57.0	\$9,200.00
Belgrade-Brooten-Elrosa Public School District	BELGRADE-BROOTEN-ELROSA SEC.	2364-01-002	2013	51	fewer than 10	0.0	\$0.00
Belgrade-Brooten-Elrosa Public School District	BELGRADE-BROOTEN-ELROSA SEC.	2364-01-002	2014	38	fewer than 10	0.0	\$0.00
Belle Plaine Public School District	BELLE PLAINE SENIOR HIGH	0716-01-020	2007	118	22	104.0	\$15,200.00
Belle Plaine Public School District	BELLE PLAINE SENIOR HIGH	0716-01-020	2008	102	fewer than 10	0.0	\$0.00
Belle Plaine Public School District	BELLE PLAINE SENIOR HIGH	0716-01-020	2009	115	17	137.0	\$19,800.00
Belle Plaine Public School District	BELLE PLAINE SENIOR HIGH	0716-01-020	2010	100	25	138.0	\$24,400.00
Belle Plaine Public School District	BELLE PLAINE SENIOR HIGH	0716-01-020	2011	98	24	185.0	\$30,800.00

Belle Plaine Public School District	BELLE PLAINE SENIOR HIGH	0716-01-020	2012	104	17	81.0	\$13,300.00
Belle Plaine Public School District	BELLE PLAINE SENIOR HIGH	0716-01-020	2013	92	14	76.0	\$13,500.00
Belle Plaine Public School District	BELLE PLAINE SENIOR HIGH	0716-01-020	2014	111	19	186.0	\$30,800.00
Bemidji Public School District	BEMIDJI AREA LEARNING CENTER	0031-01-170	2007	21	fewer than 10	0.0	\$0.00
Bemidji Public School District	BEMIDJI AREA LEARNING CENTER	0031-01-170	2008	32	fewer than 10	0.0	\$0.00
Bemidji Public School District	BEMIDJI AREA LEARNING CENTER	0031-01-170	2009	34	fewer than 10	0.0	\$0.00
Bemidji Public School District	BEMIDJI AREA LEARNING CENTER	0031-01-170	2010	19	fewer than 10	0.0	\$0.00
Bemidji Public School District	BEMIDJI AREA LEARNING CENTER	0031-01-170	2011	26	fewer than 10	0.0	\$0.00
Bemidji Public School District	BEMIDJI AREA LEARNING CENTER	0031-01-170	2012	30	fewer than 10	0.0	\$0.00
Bemidji Public School District	BEMIDJI AREA LEARNING CENTER	0031-01-170	2013	35	fewer than 10	0.0	\$0.00
Bemidji Public School District	BEMIDJI AREA LEARNING CENTER	0031-01-170	2014	26	fewer than 10	0.0	\$0.00
Bemidji Public School District	BEMIDJI BYLAW	0031-01-070	2007	fewer than 10	fewer than 10	0.0	\$0.00
Bemidji Public School District	BEMIDJI BYLAW	0031-01-070	2008	fewer than 10	fewer than 10	0.0	\$0.00
Bemidji Public School District	BEMIDJI BYLAW	0031-01-070	2009	fewer than 10	fewer than 10	0.0	\$0.00
Bemidji Public School District	BEMIDJI BYLAW	0031-01-070	2010	fewer than 10	fewer than 10	0.0	\$0.00
Bemidji Public School District	BEMIDJI BYLAW	0031-01-070	2011	fewer than 10	fewer than 10	0.0	\$0.00
Bemidji Public School District	BEMIDJI BYLAW	0031-01-070	2012	fewer than 10	fewer than 10	0.0	\$0.00
Bemidji Public School District	BEMIDJI BYLAW	0031-01-070	2013	fewer than 10	fewer than 10	0.0	\$0.00
Bemidji Public School District	BEMIDJI BYLAW	0031-01-070	2014	fewer than 10	fewer than 10	0.0	\$0.00
Bemidji Public School District	BEMIDJI SENIOR HIGH	0031-01-020	2007	291	33	134.0	\$22,200.00
Bemidji Public School District	BEMIDJI SENIOR HIGH	0031-01-020	2008	318	32	186.0	\$30,300.00
Bemidji Public School District	BEMIDJI SENIOR HIGH	0031-01-020	2009	290	22	90.0	\$14,900.00
Bemidji Public School District	BEMIDJI SENIOR HIGH	0031-01-020	2010	283	31	179.0	\$29,800.00
Bemidji Public School District	BEMIDJI SENIOR HIGH	0031-01-020	2011	263	23	93.0	\$17,500.00
Bemidji Public School District	BEMIDJI SENIOR HIGH	0031-01-020	2012	268	14	64.0	\$11,400.00
Bemidji Public School District	BEMIDJI SENIOR HIGH	0031-01-020	2013	303	26	138.0	\$24,900.00
Bemidji Public School District	BEMIDJI SENIOR HIGH	0031-01-020	2014	251	12	57.0	\$11,400.00
Bemidji Public School District	BEMIDJI SENIOR LUMBERJACK ALC	0031-01-022	2007	fewer than 10	fewer than 10	0.0	\$0.00
Bemidji Public School District	BEMIDJI SENIOR LUMBERJACK ALC	0031-01-022	2008	fewer than 10	fewer than 10	0.0	\$0.00
Bemidji Public School District	BEMIDJI SENIOR LUMBERJACK ALC	0031-01-022	2009	fewer than 10	fewer than 10	0.0	\$0.00
Bemidji Public School District	BEMIDJI SENIOR LUMBERJACK ALC	0031-01-022	2010	fewer than 10	fewer than 10	0.0	\$0.00
Bemidji Public School District	BEMIDJI SENIOR LUMBERJACK ALC	0031-01-022	2012	fewer than 10	fewer than 10	0.0	\$0.00
Bemidji Public School District	BEMIDJI SENIOR LUMBERJACK ALC	0031-01-022	2014	fewer than 10	fewer than 10	0.0	\$0.00
Bemidji Public School District	FIRST CITY SCHOOL	0031-01-160	2008	fewer than 10	fewer than 10	0.0	\$0.00
Bemidji Public School District	FIRST CITY SCHOOL	0031-01-160	2013	fewer than 10	fewer than 10	0.0	\$0.00
Benson Public School District	BENSON AREA LEARNING CENTER	0777-01-107	2007	11	fewer than 10	0.0	\$0.00
Benson Public School District	BENSON AREA LEARNING CENTER	0777-01-107	2008	15	fewer than 10	0.0	\$0.00
Benson Public School District	BENSON AREA LEARNING CENTER	0777-01-107	2009	fewer than 10	fewer than 10	0.0	\$0.00
Benson Public School District	BENSON AREA LEARNING CENTER	0777-01-107	2010	fewer than 10	fewer than 10	0.0	\$0.00
Benson Public School District	BENSON AREA LEARNING CENTER	0777-01-107	2011	fewer than 10	fewer than 10	0.0	\$0.00
Benson Public School District	BENSON AREA LEARNING CENTER	0777-01-107	2012	fewer than 10	fewer than 10	0.0	\$0.00
Benson Public School District	BENSON AREA LEARNING CENTER	0777-01-107	2013	11	fewer than 10	0.0	\$0.00
Benson Public School District	BENSON AREA LEARNING CENTER	0777-01-107	2014	fewer than 10	fewer than 10	0.0	\$0.00
Benson Public School District	BENSON DAY TREATMENT	0777-01-112	2010	fewer than 10	fewer than 10	0.0	\$0.00
Benson Public School District	BENSON DAY TREATMENT	0777-01-112	2011	fewer than 10	fewer than 10	0.0	\$0.00

Benson Public School District	BENSON DAY TREATMENT	0777-01-112	2013	fewer than 10	fewer than 10	0.0	\$0.00
Benson Public School District	BENSON SECONDARY	0777-01-101	2007	73	12	61.0	\$8,800.00
Benson Public School District	BENSON SECONDARY	0777-01-101	2008	77	fewer than 10	0.0	\$0.00
Benson Public School District	BENSON SECONDARY	0777-01-101	2009	81	12	124.0	\$17,800.00
Benson Public School District	BENSON SECONDARY	0777-01-101	2010	63	13	74.0	\$11,400.00
Benson Public School District	BENSON SECONDARY	0777-01-101	2011	92	19	115.0	\$17,900.00
Benson Public School District	BENSON SECONDARY	0777-01-101	2012	68	fewer than 10	0.0	\$0.00
Benson Public School District	BENSON SECONDARY	0777-01-101	2013	60	fewer than 10	0.0	\$0.00
Benson Public School District	BENSON SECONDARY	0777-01-101	2014	67	fewer than 10	0.0	\$0.00
Benson Public School District	HEARTLAND GIRLS RANCH	0777-01-110	2008	fewer than 10	fewer than 10	0.0	\$0.00
Benson Public School District	HEARTLAND GIRLS RANCH	0777-01-110	2009	fewer than 10	fewer than 10	0.0	\$0.00
Benson Public School District	HEARTLAND GIRLS RANCH	0777-01-110	2010	fewer than 10	fewer than 10	0.0	\$0.00
Benson Public School District	HEARTLAND GIRLS RANCH	0777-01-110	2012	fewer than 10	fewer than 10	0.0	\$0.00
Benson Public School District	HEARTLAND GIRLS RANCH	0777-01-110	2013	fewer than 10	fewer than 10	0.0	\$0.00
Benson Public School District	HEARTLAND GIRLS RANCH	0777-01-110	2014	fewer than 10	fewer than 10	0.0	\$0.00
Benton-Stearns Ed. District	BENTON-STEARNES ED. DISTRICT	6383-61-010	2010	fewer than 10	fewer than 10	0.0	\$0.00
Benton-Stearns Ed. District	BENTON-STEARNES ED. DISTRICT	6383-61-010	2013	fewer than 10	fewer than 10	0.0	\$0.00
Bertha-Hewitt Public School District	BERTHA SECONDARY	0786-01-020	2007	40	fewer than 10	0.0	\$0.00
Bertha-Hewitt Public School District	BERTHA SECONDARY	0786-01-020	2008	36	fewer than 10	0.0	\$0.00
Bertha-Hewitt Public School District	BERTHA SECONDARY	0786-01-020	2009	41	fewer than 10	0.0	\$0.00
Bertha-Hewitt Public School District	BERTHA SECONDARY	0786-01-020	2010	35	fewer than 10	0.0	\$0.00
Bertha-Hewitt Public School District	BERTHA SECONDARY	0786-01-020	2011	30	fewer than 10	0.0	\$0.00
Bertha-Hewitt Public School District	BERTHA SECONDARY	0786-01-020	2012	34	fewer than 10	0.0	\$0.00
Bertha-Hewitt Public School District	BERTHA SECONDARY	0786-01-020	2013	29	fewer than 10	0.0	\$0.00
Bertha-Hewitt Public School District	BERTHA SECONDARY	0786-01-020	2014	29	fewer than 10	0.0	\$0.00
Big Lake Public School District	BIG LAKE SENIOR HIGH	0727-01-020	2007	188	42	291.0	\$38,000.00
Big Lake Public School District	BIG LAKE SENIOR HIGH	0727-01-020	2008	184	38	215.0	\$30,000.00
Big Lake Public School District	BIG LAKE SENIOR HIGH	0727-01-020	2009	222	43	289.0	\$40,800.00
Big Lake Public School District	BIG LAKE SENIOR HIGH	0727-01-020	2010	182	33	186.0	\$29,600.00
Big Lake Public School District	BIG LAKE SENIOR HIGH	0727-01-020	2011	196	36	250.0	\$41,800.00
Big Lake Public School District	BIG LAKE SENIOR HIGH	0727-01-020	2012	210	21	145.0	\$24,100.00
Big Lake Public School District	BIG LAKE SENIOR HIGH	0727-01-020	2013	212	27	190.0	\$31,000.00
Big Lake Public School District	BIG LAKE SENIOR HIGH	0727-01-020	2014	200	12	79.0	\$13,000.00
Bird Island-Olivia-Lake Lillian Public Sch	BOLD SENIOR HIGH	2534-01-020	2007	62	12	76.0	\$10,600.00
Bird Island-Olivia-Lake Lillian Public Sch	BOLD SENIOR HIGH	2534-01-020	2008	88	17	105.0	\$15,200.00
Bird Island-Olivia-Lake Lillian Public Sch	BOLD SENIOR HIGH	2534-01-020	2009	75	11	59.0	\$8,900.00
Bird Island-Olivia-Lake Lillian Public Sch	BOLD SENIOR HIGH	2534-01-020	2010	67	19	149.0	\$22,600.00
Bird Island-Olivia-Lake Lillian Public Sch	BOLD SENIOR HIGH	2534-01-020	2011	63	16	94.0	\$14,800.00
Bird Island-Olivia-Lake Lillian Public Sch	BOLD SENIOR HIGH	2534-01-020	2012	59	10	77.0	\$13,300.00
Bird Island-Olivia-Lake Lillian Public Sch	BOLD SENIOR HIGH	2534-01-020	2013	53	fewer than 10	0.0	\$0.00
Bird Island-Olivia-Lake Lillian Public Sch	BOLD SENIOR HIGH	2534-01-020	2014	62	fewer than 10	0.0	\$0.00
Blackduck Public School District	BLACKDUCK SECONDARY	0032-01-020	2007	58	17	114.0	\$17,700.00
Blackduck Public School District	BLACKDUCK SECONDARY	0032-01-020	2008	52	14	71.0	\$10,900.00
Blackduck Public School District	BLACKDUCK SECONDARY	0032-01-020	2009	50	fewer than 10	0.0	\$0.00
Blackduck Public School District	BLACKDUCK SECONDARY	0032-01-020	2010	40	10	66.0	\$10,900.00

Blackduck Public School District	BLACKDUCK SECONDARY	0032-01-020	2011	49	fewer than 10	0.0	\$0.00
Blackduck Public School District	BLACKDUCK SECONDARY	0032-01-020	2012	28	fewer than 10	0.0	\$0.00
Blackduck Public School District	BLACKDUCK SECONDARY	0032-01-020	2013	33	fewer than 10	0.0	\$0.00
Blackduck Public School District	BLACKDUCK SECONDARY	0032-01-020	2014	46	fewer than 10	0.0	\$0.00
Blooming Prairie Public School Dist	BLOOMING PRAIRIE SECONDARY	0756-01-020	2007	58	fewer than 10	0.0	\$0.00
Blooming Prairie Public School Dist	BLOOMING PRAIRIE SECONDARY	0756-01-020	2008	56	10	63.0	\$8,700.00
Blooming Prairie Public School Dist	BLOOMING PRAIRIE SECONDARY	0756-01-020	2009	42	fewer than 10	0.0	\$0.00
Blooming Prairie Public School Dist	BLOOMING PRAIRIE SECONDARY	0756-01-020	2010	52	10	114.0	\$17,300.00
Blooming Prairie Public School Dist	BLOOMING PRAIRIE SECONDARY	0756-01-020	2011	48	12	100.0	\$16,200.00
Blooming Prairie Public School Dist	BLOOMING PRAIRIE SECONDARY	0756-01-020	2012	59	12	77.0	\$12,900.00
Blooming Prairie Public School Dist	BLOOMING PRAIRIE SECONDARY	0756-01-020	2013	48	fewer than 10	0.0	\$0.00
Blooming Prairie Public School Dist	BLOOMING PRAIRIE SECONDARY	0756-01-020	2014	40	fewer than 10	0.0	\$0.00
Bloomington Public School District	271 METRO SOUTH ABE	0271-01-620	2012	44	fewer than 10	0.0	\$0.00
Bloomington Public School District	271 METRO SOUTH ABE	0271-01-620	2013	69	12	83.0	\$13,400.00
Bloomington Public School District	271 METRO SOUTH ABE	0271-01-620	2014	65	fewer than 10	0.0	\$0.00
Bloomington Public School District	BEACON - (287)	0271-01-629	2012	17	fewer than 10	0.0	\$0.00
Bloomington Public School District	BEACON - (287)	0271-01-629	2013	fewer than 10	fewer than 10	0.0	\$0.00
Bloomington Public School District	BEACON - (287)	0271-01-629	2014	12	fewer than 10	0.0	\$0.00
Bloomington Public School District	BEACON ALP IS	0271-01-740	2012	23	fewer than 10	0.0	\$0.00
Bloomington Public School District	BEACON ALP IS	0271-01-740	2013	fewer than 10	fewer than 10	0.0	\$0.00
Bloomington Public School District	BEACON ALP IS	0271-01-740	2014	fewer than 10	fewer than 10	0.0	\$0.00
Bloomington Public School District	BLOOMINGTON SHARED TIME	0271-01-535	2008	fewer than 10	fewer than 10	0.0	\$0.00
Bloomington Public School District	BLOOMINGTON TRANSITION CENTER	0271-01-536	2007	11	fewer than 10	0.0	\$0.00
Bloomington Public School District	BLOOMINGTON TRANSITION CENTER	0271-01-536	2008	fewer than 10	fewer than 10	0.0	\$0.00
Bloomington Public School District	BLOOMINGTON TRANSITION CENTER	0271-01-536	2009	20	fewer than 10	0.0	\$0.00
Bloomington Public School District	BLOOMINGTON TRANSITION CENTER	0271-01-536	2010	18	fewer than 10	0.0	\$0.00
Bloomington Public School District	BLOOMINGTON TRANSITION CENTER	0271-01-536	2011	20	fewer than 10	0.0	\$0.00
Bloomington Public School District	BLOOMINGTON TRANSITION CENTER	0271-01-536	2012	20	fewer than 10	0.0	\$0.00
Bloomington Public School District	BLOOMINGTON TRANSITION CENTER	0271-01-536	2013	15	fewer than 10	0.0	\$0.00
Bloomington Public School District	BLOOMINGTON TRANSITION CENTER	0271-01-536	2014	13	fewer than 10	0.0	\$0.00
Bloomington Public School District	JEFFERSON SENIOR HIGH	0271-01-009	2007	363	50	389.0	\$53,300.00
Bloomington Public School District	JEFFERSON SENIOR HIGH	0271-01-009	2008	377	60	438.0	\$61,100.00
Bloomington Public School District	JEFFERSON SENIOR HIGH	0271-01-009	2009	361	49	344.0	\$49,800.00
Bloomington Public School District	JEFFERSON SENIOR HIGH	0271-01-009	2010	406	53	418.0	\$63,700.00
Bloomington Public School District	JEFFERSON SENIOR HIGH	0271-01-009	2011	375	53	430.0	\$69,100.00
Bloomington Public School District	JEFFERSON SENIOR HIGH	0271-01-009	2012	339	32	279.0	\$46,200.00
Bloomington Public School District	JEFFERSON SENIOR HIGH	0271-01-009	2013	382	46	361.0	\$61,600.00
Bloomington Public School District	JEFFERSON SENIOR HIGH	0271-01-009	2014	334	24	172.0	\$29,400.00
Bloomington Public School District	KENNEDY SENIOR HIGH	0271-01-007	2007	300	76	532.0	\$74,700.00
Bloomington Public School District	KENNEDY SENIOR HIGH	0271-01-007	2008	308	71	661.0	\$92,900.00
Bloomington Public School District	KENNEDY SENIOR HIGH	0271-01-007	2009	263	62	646.0	\$93,700.00
Bloomington Public School District	KENNEDY SENIOR HIGH	0271-01-007	2010	364	100	1,009.0	\$153,600.00
Bloomington Public School District	KENNEDY SENIOR HIGH	0271-01-007	2011	325	74	618.0	\$99,800.00
Bloomington Public School District	KENNEDY SENIOR HIGH	0271-01-007	2012	297	79	827.0	\$134,500.00
Bloomington Public School District	KENNEDY SENIOR HIGH	0271-01-007	2013	300	72	692.0	\$114,400.00

Bloomington Public School District	KENNEDY SENIOR HIGH	0271-01-007	2014	319	65	624.0	\$103,500.00
Blue Earth Area Public School	BLUE EARTH AREA SENIOR HIGH	2860-01-020	2007	97	17	112.0	\$16,200.00
Blue Earth Area Public School	BLUE EARTH AREA SENIOR HIGH	2860-01-020	2008	116	15	128.0	\$17,700.00
Blue Earth Area Public School	BLUE EARTH AREA SENIOR HIGH	2860-01-020	2009	83	12	109.0	\$16,100.00
Blue Earth Area Public School	BLUE EARTH AREA SENIOR HIGH	2860-01-020	2010	90	17	161.0	\$24,600.00
Blue Earth Area Public School	BLUE EARTH AREA SENIOR HIGH	2860-01-020	2011	90	fewer than 10	0.0	\$0.00
Blue Earth Area Public School	BLUE EARTH AREA SENIOR HIGH	2860-01-020	2012	84	fewer than 10	0.0	\$0.00
Blue Earth Area Public School	BLUE EARTH AREA SENIOR HIGH	2860-01-020	2013	81	fewer than 10	0.0	\$0.00
Blue Earth Area Public School	BLUE EARTH AREA SENIOR HIGH	2860-01-020	2014	79	fewer than 10	0.0	\$0.00
Blue Earth Area Public School	ELMORE ACADEMY	2860-01-100	2007	17	fewer than 10	0.0	\$0.00
Blue Earth Area Public School	ELMORE ACADEMY	2860-01-100	2008	fewer than 10	fewer than 10	0.0	\$0.00
Blue Earth Area Public School	ELMORE ACADEMY	2860-01-100	2009	fewer than 10	fewer than 10	0.0	\$0.00
Blue Earth Area Public School	ELMORE ACADEMY	2860-01-100	2010	fewer than 10	fewer than 10	0.0	\$0.00
Blue Earth Area Public School	ELMORE ACADEMY	2860-01-100	2011	fewer than 10	fewer than 10	0.0	\$0.00
Blue Earth Area Public School	ELMORE ACADEMY	2860-01-100	2012	fewer than 10	fewer than 10	0.0	\$0.00
BlueSky Charter School	BLUESKY CHARTER SCHOOL	4082-07-010	2007	73	12	95.0	\$12,600.00
BlueSky Charter School	BLUESKY CHARTER SCHOOL	4082-07-010	2008	168	22	159.0	\$21,500.00
BlueSky Charter School	BLUESKY CHARTER SCHOOL	4082-07-010	2009	194	31	201.0	\$28,300.00
BlueSky Charter School	BLUESKY CHARTER SCHOOL	4082-07-010	2010	201	27	181.0	\$27,200.00
BlueSky Charter School	BLUESKY CHARTER SCHOOL	4082-07-010	2011	115	16	127.0	\$19,700.00
BlueSky Charter School	BLUESKY CHARTER SCHOOL	4082-07-010	2012	89	11	84.0	\$14,500.00
BlueSky Charter School	BLUESKY CHARTER SCHOOL	4082-07-010	2013	91	12	66.0	\$10,500.00
BlueSky Charter School	BLUESKY CHARTER SCHOOL	4082-07-010	2014	99	fewer than 10	0.0	\$0.00
Braham Public School District	BRAHAM AREA LEARNING PROGRAM	0314-01-008	2007	15	fewer than 10	0.0	\$0.00
Braham Public School District	BRAHAM AREA LEARNING PROGRAM	0314-01-008	2008	14	fewer than 10	0.0	\$0.00
Braham Public School District	BRAHAM AREA LEARNING PROGRAM	0314-01-008	2009	fewer than 10	fewer than 10	0.0	\$0.00
Braham Public School District	BRAHAM AREA LEARNING PROGRAM	0314-01-008	2010	15	fewer than 10	0.0	\$0.00
Braham Public School District	BRAHAM AREA LEARNING PROGRAM	0314-01-008	2011	13	fewer than 10	0.0	\$0.00
Braham Public School District	BRAHAM AREA LEARNING PROGRAM	0314-01-008	2012	14	fewer than 10	0.0	\$0.00
Braham Public School District	BRAHAM AREA LEARNING PROGRAM	0314-01-008	2013	10	fewer than 10	0.0	\$0.00
Braham Public School District	BRAHAM AREA SECONDARY	0314-01-001	2007	69	13	62.0	\$8,700.00
Braham Public School District	BRAHAM AREA SECONDARY	0314-01-001	2008	59	14	83.0	\$11,300.00
Braham Public School District	BRAHAM AREA SECONDARY	0314-01-001	2009	54	16	101.0	\$14,000.00
Braham Public School District	BRAHAM AREA SECONDARY	0314-01-001	2010	52	fewer than 10	0.0	\$0.00
Braham Public School District	BRAHAM AREA SECONDARY	0314-01-001	2011	58	11	92.0	\$13,300.00
Braham Public School District	BRAHAM AREA SECONDARY	0314-01-001	2012	60	fewer than 10	0.0	\$0.00
Braham Public School District	BRAHAM AREA SECONDARY	0314-01-001	2013	63	fewer than 10	0.0	\$0.00
Braham Public School District	BRAHAM AREA SECONDARY	0314-01-001	2014	46	fewer than 10	0.0	\$0.00
Braierd Public School District	BRAINERD SENIOR HIGH	0181-01-014	2007	445	59	348.0	\$46,000.00
Braierd Public School District	BRAINERD SENIOR HIGH	0181-01-014	2008	469	51	293.0	\$40,200.00
Braierd Public School District	BRAINERD SENIOR HIGH	0181-01-014	2009	429	32	182.0	\$26,200.00
Braierd Public School District	BRAINERD SENIOR HIGH	0181-01-014	2010	408	50	268.0	\$39,400.00
Braierd Public School District	BRAINERD SENIOR HIGH	0181-01-014	2011	413	49	262.0	\$40,700.00
Braierd Public School District	BRAINERD SENIOR HIGH	0181-01-014	2012	379	27	148.0	\$24,900.00
Braierd Public School District	BRAINERD SENIOR HIGH	0181-01-014	2013	377	24	120.0	\$19,400.00

Brainerd Public School District	BRAINERD SENIOR HIGH	0181-01-014	2014	415	23	86.0	\$14,300.00
Brainerd Public School District	ISD 181 LEARNING CENTER	0181-01-018	2007	78	fewer than 10	0.0	\$0.00
Brainerd Public School District	ISD 181 LEARNING CENTER	0181-01-018	2008	84	fewer than 10	0.0	\$0.00
Brainerd Public School District	ISD 181 LEARNING CENTER	0181-01-018	2009	83	fewer than 10	0.0	\$0.00
Brainerd Public School District	ISD 181 LEARNING CENTER	0181-01-018	2010	93	fewer than 10	0.0	\$0.00
Brainerd Public School District	ISD 181 LEARNING CENTER	0181-01-018	2011	84	fewer than 10	0.0	\$0.00
Brainerd Public School District	ISD 181 LEARNING CENTER	0181-01-018	2012	94	10	54.0	\$8,500.00
Brainerd Public School District	ISD 181 LEARNING CENTER	0181-01-018	2013	95	fewer than 10	0.0	\$0.00
Brainerd Public School District	ISD 181 LEARNING CENTER	0181-01-018	2014	41	fewer than 10	0.0	\$0.00
Brainerd Public School District	LINCOLN EDUCATION CENTER	0181-01-017	2007	12	fewer than 10	0.0	\$0.00
Brainerd Public School District	LINCOLN EDUCATION CENTER	0181-01-017	2008	fewer than 10	fewer than 10	0.0	\$0.00
Brainerd Public School District	LINCOLN EDUCATION CENTER	0181-01-017	2009	fewer than 10	fewer than 10	0.0	\$0.00
Brainerd Public School District	LINCOLN EDUCATION CENTER	0181-01-017	2010	fewer than 10	fewer than 10	0.0	\$0.00
Brainerd Public School District	LINCOLN EDUCATION CENTER	0181-01-017	2011	fewer than 10	fewer than 10	0.0	\$0.00
Brainerd Public School District	LINCOLN EDUCATION CENTER	0181-01-017	2012	fewer than 10	fewer than 10	0.0	\$0.00
Brainerd Public School District	LINCOLN EDUCATION CENTER	0181-01-017	2013	fewer than 10	fewer than 10	0.0	\$0.00
Brainerd Public School District	LINCOLN EDUCATION CENTER	0181-01-017	2014	fewer than 10	fewer than 10	0.0	\$0.00
Brandon-Evansville Public Schools	BRANDON SECONDARY	0207-01-002	2007	31	fewer than 10	0.0	\$0.00
Brandon-Evansville Public Schools	BRANDON SECONDARY	0207-01-002	2008	25	fewer than 10	0.0	\$0.00
Brandon-Evansville Public Schools	BRANDON SECONDARY	0207-01-002	2009	21	fewer than 10	0.0	\$0.00
Brandon-Evansville Public Schools	BRANDON SECONDARY	0207-01-002	2010	31	fewer than 10	0.0	\$0.00
Brandon-Evansville Public Schools	BRANDON SECONDARY	0207-01-002	2011	16	fewer than 10	0.0	\$0.00
Brandon-Evansville Public Schools	BRANDON SECONDARY	0207-01-002	2012	17	fewer than 10	0.0	\$0.00
Brandon-Evansville Public Schools	BRANDON SECONDARY	0207-01-002	2013	34	fewer than 10	0.0	\$0.00
Brandon-Evansville Public Schools	BRANDON-EVANVILLE HIGH SCHOOL	2908-01-004	2014	23	fewer than 10	0.0	\$0.00
Brandon-Evansville Public Schools	EVANSVILLE SECONDARY	0208-01-002	2007	16	fewer than 10	0.0	\$0.00
Brandon-Evansville Public Schools	EVANSVILLE SECONDARY	0208-01-002	2008	15	fewer than 10	0.0	\$0.00
Brandon-Evansville Public Schools	EVANSVILLE SECONDARY	0208-01-002	2009	14	fewer than 10	0.0	\$0.00
Brandon-Evansville Public Schools	EVANSVILLE SECONDARY	0208-01-002	2010	12	fewer than 10	0.0	\$0.00
Brandon-Evansville Public Schools	EVANSVILLE SECONDARY	0208-01-002	2011	14	fewer than 10	0.0	\$0.00
Brandon-Evansville Public Schools	EVANSVILLE SECONDARY	0208-01-002	2012	15	fewer than 10	0.0	\$0.00
Breckenridge Public School District	BRECKENRIDGE SENIOR HIGH	0846-01-030	2007	93	fewer than 10	0.0	\$0.00
Breckenridge Public School District	BRECKENRIDGE SENIOR HIGH	0846-01-030	2008	74	fewer than 10	0.0	\$0.00
Breckenridge Public School District	BRECKENRIDGE SENIOR HIGH	0846-01-030	2009	58	fewer than 10	0.0	\$0.00
Breckenridge Public School District	BRECKENRIDGE SENIOR HIGH	0846-01-030	2010	62	fewer than 10	0.0	\$0.00
Breckenridge Public School District	BRECKENRIDGE SENIOR HIGH	0846-01-030	2011	71	fewer than 10	0.0	\$0.00
Breckenridge Public School District	BRECKENRIDGE SENIOR HIGH	0846-01-030	2012	86	fewer than 10	0.0	\$0.00
Breckenridge Public School District	BRECKENRIDGE SENIOR HIGH	0846-01-030	2013	66	fewer than 10	0.0	\$0.00
Breckenridge Public School District	BRECKENRIDGE SENIOR HIGH	0846-01-030	2014	57	fewer than 10	0.0	\$0.00
Brooklyn Center School District	BROOKLYN CENTER SECONDARY	0286-01-012	2007	75	20	131.0	\$18,400.00
Brooklyn Center School District	BROOKLYN CENTER SECONDARY	0286-01-012	2008	69	19	233.0	\$31,500.00
Brooklyn Center School District	BROOKLYN CENTER SECONDARY	0286-01-012	2009	88	21	170.0	\$25,800.00
Brooklyn Center School District	BROOKLYN CENTER SECONDARY	0286-01-012	2010	82	32	311.0	\$48,700.00
Brooklyn Center School District	BROOKLYN CENTER SECONDARY	0286-01-012	2011	72	20	258.0	\$40,900.00
Brooklyn Center School District	BROOKLYN CENTER SECONDARY	0286-01-012	2012	84	31	316.0	\$51,700.00

Brooklyn Center School District	BROOKLYN CENTER SECONDARY	0286-01-012	2013	81	40	463.0	\$75,100.00
Brooklyn Center School District	BROOKLYN CENTER SECONDARY	0286-01-012	2014	80	27	215.0	\$36,600.00
Brooklyn Center School District	INSIGHT SCHOOL OF MINNESOTA	0286-01-221	2009	23	fewer than 10	0.0	\$0.00
Brooklyn Center School District	INSIGHT SCHOOL OF MINNESOTA	0286-01-221	2010	31	fewer than 10	0.0	\$0.00
Brooklyn Center School District	INSIGHT SCHOOL OF MINNESOTA	0286-01-221	2011	46	fewer than 10	0.0	\$0.00
Brooklyn Center School District	INSIGHT SCHOOL OF MINNESOTA	0286-01-221	2012	65	fewer than 10	0.0	\$0.00
Brooklyn Center School District	INSIGHT SCHOOL OF MINNESOTA	0286-01-221	2013	69	11	82.0	\$13,200.00
Brooklyn Center School District	INSIGHT SCHOOL OF MINNESOTA	0286-01-221	2014	60	fewer than 10	0.0	\$0.00
Browerville Public School District	BROWERVILLE SECONDARY	0787-01-020	2007	53	11	51.0	\$8,600.00
Browerville Public School District	BROWERVILLE SECONDARY	0787-01-020	2008	40	fewer than 10	0.0	\$0.00
Browerville Public School District	BROWERVILLE SECONDARY	0787-01-020	2009	52	fewer than 10	0.0	\$0.00
Browerville Public School District	BROWERVILLE SECONDARY	0787-01-020	2010	58	fewer than 10	0.0	\$0.00
Browerville Public School District	BROWERVILLE SECONDARY	0787-01-020	2011	49	fewer than 10	0.0	\$0.00
Browerville Public School District	BROWERVILLE SECONDARY	0787-01-020	2012	48	fewer than 10	0.0	\$0.00
Browerville Public School District	BROWERVILLE SECONDARY	0787-01-020	2013	41	fewer than 10	0.0	\$0.00
Browerville Public School District	BROWERVILLE SECONDARY	0787-01-020	2014	38	fewer than 10	0.0	\$0.00
Browns Valley Public School Dist.	BROWNS VALLEY MIDDLE	0801-01-020	2007	fewer than 10	fewer than 10	0.0	\$0.00
Browns Valley Public School Dist.	BROWNS VALLEY MIDDLE	0801-01-020	2008	fewer than 10	fewer than 10	0.0	\$0.00
Browns Valley Public School Dist.	BROWNS VALLEY MIDDLE	0801-01-020	2009	fewer than 10	fewer than 10	0.0	\$0.00
Browns Valley Public School Dist.	BROWNS VALLEY MIDDLE	0801-01-020	2010	fewer than 10	fewer than 10	0.0	\$0.00
Browns Valley Public School Dist.	BROWNS VALLEY MIDDLE	0801-01-020	2011	fewer than 10	fewer than 10	0.0	\$0.00
Browns Valley Public School Dist.	BROWNS VALLEY MIDDLE	0801-01-020	2012	fewer than 10	fewer than 10	0.0	\$0.00
Browns Valley Public School Dist.	BROWNS VALLEY MIDDLE	0801-01-020	2013	fewer than 10	fewer than 10	0.0	\$0.00
Browns Valley Public School Dist.	BROWNS VALLEY MIDDLE	0801-01-020	2014	fewer than 10	fewer than 10	0.0	\$0.00
Buffalo Lk-Hector-Stewart Public Sc	BUFFALO LAKE-HECTOR SECONDARY	2159-01-020	2007	35	fewer than 10	0.0	\$0.00
Buffalo Lk-Hector-Stewart Public Sc	BUFFALO LAKE-HECTOR SECONDARY	2159-01-020	2008	46	fewer than 10	0.0	\$0.00
Buffalo Lk-Hector-Stewart Public Sc	BUFFALO LAKE-HECTOR SECONDARY	2159-01-020	2009	48	fewer than 10	0.0	\$0.00
Buffalo Lk-Hector-Stewart Public Sc	BUFFALO LAKE-HECTOR SECONDARY	2159-01-020	2010	41	10	64.0	\$10,100.00
Buffalo Lk-Hector-Stewart Public Sc	BUFFALO LAKE-HECTOR SECONDARY	2159-01-020	2011	31	fewer than 10	0.0	\$0.00
Buffalo Lk-Hector-Stewart Public Sc	BUFFALO LAKE-HECTOR SECONDARY	2159-01-020	2012	47	fewer than 10	0.0	\$0.00
Buffalo Lk-Hector-Stewart Public Sc	BUFFALO LAKE-HECTOR SECONDARY	2159-01-020	2013	40	fewer than 10	0.0	\$0.00
Buffalo Lk-Hector-Stewart Public Sc	BUFFALO LAKE-HECTOR SECONDARY	2159-01-020	2014	33	fewer than 10	0.0	\$0.00
Buffalo-Hanover-Montrose Public Sch	BUFFALO SENIOR HIGH	0877-01-040	2007	393	65	449.0	\$62,700.00
Buffalo-Hanover-Montrose Public Sch	BUFFALO SENIOR HIGH	0877-01-040	2008	402	62	498.0	\$70,400.00
Buffalo-Hanover-Montrose Public Sch	BUFFALO SENIOR HIGH	0877-01-040	2009	388	67	472.0	\$71,200.00
Buffalo-Hanover-Montrose Public Sch	BUFFALO SENIOR HIGH	0877-01-040	2010	371	75	579.0	\$90,000.00
Buffalo-Hanover-Montrose Public Sch	BUFFALO SENIOR HIGH	0877-01-040	2011	413	63	502.0	\$84,200.00
Buffalo-Hanover-Montrose Public Sch	BUFFALO SENIOR HIGH	0877-01-040	2012	412	69	482.0	\$82,400.00
Buffalo-Hanover-Montrose Public Sch	BUFFALO SENIOR HIGH	0877-01-040	2013	394	54	362.0	\$62,300.00
Buffalo-Hanover-Montrose Public Sch	BUFFALO SENIOR HIGH	0877-01-040	2014	397	34	221.0	\$38,800.00
Buffalo-Hanover-Montrose Public Sch	PHOENIX LEARNING CENTER	0877-01-045	2007	10	fewer than 10	0.0	\$0.00
Buffalo-Hanover-Montrose Public Sch	PHOENIX LEARNING CENTER	0877-01-045	2008	13	fewer than 10	0.0	\$0.00
Buffalo-Hanover-Montrose Public Sch	PHOENIX LEARNING CENTER	0877-01-045	2009	fewer than 10	fewer than 10	0.0	\$0.00
Buffalo-Hanover-Montrose Public Sch	PHOENIX LEARNING CENTER	0877-01-045	2010	10	fewer than 10	0.0	\$0.00
Buffalo-Hanover-Montrose Public Sch	PHOENIX LEARNING CENTER	0877-01-045	2011	13	fewer than 10	0.0	\$0.00

Buffalo-Hanover-Montrose Public Sch	PHOENIX LEARNING CENTER	0877-01-045	2012	10	fewer than 10	0.0	\$0.00
Buffalo-Hanover-Montrose Public Sch	PHOENIX LEARNING CENTER	0877-01-045	2013	fewer than 10	fewer than 10	0.0	\$0.00
Buffalo-Hanover-Montrose Public Sch	PHOENIX LEARNING CENTER	0877-01-045	2014	10	fewer than 10	0.0	\$0.00
Buffalo-Hanover-Montrose Public Sch	PRIDE TRANSITIONS	0877-01-085	2009	fewer than 10	fewer than 10	0.0	\$0.00
Buffalo-Hanover-Montrose Public Sch	PRIDE TRANSITIONS	0877-01-085	2010	fewer than 10	fewer than 10	0.0	\$0.00
Buffalo-Hanover-Montrose Public Sch	PRIDE TRANSITIONS	0877-01-085	2011	fewer than 10	fewer than 10	0.0	\$0.00
Buffalo-Hanover-Montrose Public Sch	PRIDE TRANSITIONS	0877-01-085	2012	fewer than 10	fewer than 10	0.0	\$0.00
Buffalo-Hanover-Montrose Public Sch	PRIDE TRANSITIONS	0877-01-085	2013	fewer than 10	fewer than 10	0.0	\$0.00
Buffalo-Hanover-Montrose Public Sch	PRIDE TRANSITIONS	0877-01-085	2014	fewer than 10	fewer than 10	0.0	\$0.00
Bug-O-Nay-Ge-Shig	BUG-O-NAY-GE-SHIG	1115-34-010	2007	11	fewer than 10	0.0	\$0.00
Bug-O-Nay-Ge-Shig	BUG-O-NAY-GE-SHIG	1115-34-010	2008	12	fewer than 10	0.0	\$0.00
Bug-O-Nay-Ge-Shig	BUG-O-NAY-GE-SHIG	1115-34-010	2009	13	fewer than 10	0.0	\$0.00
Bug-O-Nay-Ge-Shig	BUG-O-NAY-GE-SHIG	1115-34-010	2010	18	fewer than 10	0.0	\$0.00
Bug-O-Nay-Ge-Shig	BUG-O-NAY-GE-SHIG	1115-34-010	2011	14	fewer than 10	0.0	\$0.00
Bug-O-Nay-Ge-Shig	BUG-O-NAY-GE-SHIG	1115-34-010	2012	20	fewer than 10	0.0	\$0.00
Bug-O-Nay-Ge-Shig	BUG-O-NAY-GE-SHIG	1115-34-010	2013	13	fewer than 10	0.0	\$0.00
Bug-O-Nay-Ge-Shig	BUG-O-NAY-GE-SHIG	1115-34-010	2014	15	fewer than 10	0.0	\$0.00
Burnsville Public School District	BES TRANSITION PROGRAM	0191-01-414	2007	15	fewer than 10	0.0	\$0.00
Burnsville Public School District	BES TRANSITION PROGRAM	0191-01-414	2008	10	fewer than 10	0.0	\$0.00
Burnsville Public School District	BES TRANSITION PROGRAM	0191-01-414	2009	fewer than 10	fewer than 10	0.0	\$0.00
Burnsville Public School District	BES TRANSITION PROGRAM	0191-01-414	2010	19	fewer than 10	0.0	\$0.00
Burnsville Public School District	BES TRANSITION PROGRAM	0191-01-414	2011	15	fewer than 10	0.0	\$0.00
Burnsville Public School District	BES TRANSITION PROGRAM	0191-01-414	2012	22	fewer than 10	0.0	\$0.00
Burnsville Public School District	BES TRANSITION PROGRAM	0191-01-414	2013	22	fewer than 10	0.0	\$0.00
Burnsville Public School District	BES TRANSITION PROGRAM	0191-01-414	2014	10	fewer than 10	0.0	\$0.00
Burnsville Public School District	BURNSVILLE ALTERNATIVE HIGH SCHOOL	0191-01-514	2007	48	fewer than 10	0.0	\$0.00
Burnsville Public School District	BURNSVILLE ALTERNATIVE HIGH SCHOOL	0191-01-514	2008	63	10	73.0	\$10,200.00
Burnsville Public School District	BURNSVILLE ALTERNATIVE HIGH SCHOOL	0191-01-514	2009	71	14	158.0	\$22,900.00
Burnsville Public School District	BURNSVILLE ALTERNATIVE HIGH SCHOOL	0191-01-514	2010	54	fewer than 10	0.0	\$0.00
Burnsville Public School District	BURNSVILLE ALTERNATIVE HIGH SCHOOL	0191-01-514	2011	52	14	104.0	\$17,300.00
Burnsville Public School District	BURNSVILLE ALTERNATIVE HIGH SCHOOL	0191-01-514	2012	65	11	79.0	\$13,000.00
Burnsville Public School District	BURNSVILLE ALTERNATIVE HIGH SCHOOL	0191-01-514	2013	46	fewer than 10	0.0	\$0.00
Burnsville Public School District	BURNSVILLE ALTERNATIVE HIGH SCHOOL	0191-01-514	2014	57	fewer than 10	0.0	\$0.00
Burnsville Public School District	BURNSVILLE SENIOR HIGH	0191-01-014	2007	596	116	977.0	\$135,900.00
Burnsville Public School District	BURNSVILLE SENIOR HIGH	0191-01-014	2008	616	106	896.0	\$126,000.00
Burnsville Public School District	BURNSVILLE SENIOR HIGH	0191-01-014	2009	550	87	694.0	\$100,100.00
Burnsville Public School District	BURNSVILLE SENIOR HIGH	0191-01-014	2010	590	89	762.0	\$117,100.00
Burnsville Public School District	BURNSVILLE SENIOR HIGH	0191-01-014	2011	578	94	792.0	\$127,100.00
Burnsville Public School District	BURNSVILLE SENIOR HIGH	0191-01-014	2012	567	85	749.0	\$124,100.00
Burnsville Public School District	BURNSVILLE SENIOR HIGH	0191-01-014	2013	503	90	756.0	\$125,500.00
Burnsville Public School District	BURNSVILLE SENIOR HIGH	0191-01-014	2014	513	71	660.0	\$109,400.00
Burnsville Public School District	BURNSVILLE SR HIGH EXTENDED DAY/YR	0191-01-500	2007	56	fewer than 10	0.0	\$0.00
Burnsville Public School District	BURNSVILLE SR HIGH EXTENDED DAY/YR	0191-01-500	2008	55	10	53.0	\$7,300.00
Burnsville Public School District	BURNSVILLE SR HIGH EXTENDED DAY/YR	0191-01-500	2009	59	10	70.0	\$10,100.00
Burnsville Public School District	BURNSVILLE SR HIGH EXTENDED DAY/YR	0191-01-500	2010	64	fewer than 10	0.0	\$0.00

Burnsville Public School District	BURNSVILLE SR HIGH EXTENDED DAY/YR	0191-01-500	2011	52	fewer than 10	0.0	\$0.00
Burnsville Public School District	BURNSVILLE SR HIGH EXTENDED DAY/YR	0191-01-500	2012	74	fewer than 10	0.0	\$0.00
Burnsville Public School District	BURNSVILLE SR HIGH EXTENDED DAY/YR	0191-01-500	2013	76	10	67.0	\$10,700.00
Burnsville Public School District	BURNSVILLE SR HIGH EXTENDED DAY/YR	0191-01-500	2014	52	fewer than 10	0.0	\$0.00
Burnsville Public School District	VALE EDUCATIONAL CENTER	0191-01-509	2007	fewer than 10	fewer than 10	0.0	\$0.00
Burnsville Public School District	VALE EDUCATIONAL CENTER	0191-01-509	2008	fewer than 10	fewer than 10	0.0	\$0.00
Burnsville Public School District	VALE EDUCATIONAL CENTER	0191-01-509	2009	fewer than 10	fewer than 10	0.0	\$0.00
Burnsville Public School District	VALE EDUCATIONAL CENTER	0191-01-509	2010	fewer than 10	fewer than 10	0.0	\$0.00
Burnsville Public School District	VALE EDUCATIONAL CENTER	0191-01-509	2011	fewer than 10	fewer than 10	0.0	\$0.00
Butterfield Public School District	BUTTERFIELD SECONDARY	0836-01-030	2007	19	fewer than 10	0.0	\$0.00
Butterfield Public School District	BUTTERFIELD SECONDARY	0836-01-030	2008	17	fewer than 10	0.0	\$0.00
Butterfield Public School District	BUTTERFIELD SECONDARY	0836-01-030	2009	16	fewer than 10	0.0	\$0.00
Butterfield Public School District	BUTTERFIELD SECONDARY	0836-01-030	2010	18	fewer than 10	0.0	\$0.00
Butterfield Public School District	BUTTERFIELD SECONDARY	0836-01-030	2011	20	fewer than 10	0.0	\$0.00
Butterfield Public School District	BUTTERFIELD SECONDARY	0836-01-030	2012	16	fewer than 10	0.0	\$0.00
Butterfield Public School District	BUTTERFIELD SECONDARY	0836-01-030	2013	11	fewer than 10	0.0	\$0.00
Butterfield Public School District	BUTTERFIELD SECONDARY	0836-01-030	2014	15	fewer than 10	0.0	\$0.00
Byron Public School District	BYRON SENIOR HIGH SCHOOL	0531-01-020	2007	103	21	190.0	\$25,700.00
Byron Public School District	BYRON SENIOR HIGH SCHOOL	0531-01-020	2008	112	20	160.0	\$22,400.00
Byron Public School District	BYRON SENIOR HIGH SCHOOL	0531-01-020	2009	103	20	176.0	\$26,000.00
Byron Public School District	BYRON SENIOR HIGH SCHOOL	0531-01-020	2010	104	19	158.0	\$24,000.00
Byron Public School District	BYRON SENIOR HIGH SCHOOL	0531-01-020	2011	126	14	140.0	\$22,400.00
Byron Public School District	BYRON SENIOR HIGH SCHOOL	0531-01-020	2012	118	24	205.0	\$34,000.00
Byron Public School District	BYRON SENIOR HIGH SCHOOL	0531-01-020	2013	134	25	222.0	\$36,800.00
Byron Public School District	BYRON SENIOR HIGH SCHOOL	0531-01-020	2014	108	11	81.0	\$13,900.00
Caledonia Public School District	CALEDONIA SENIOR HIGH	0299-01-032	2007	103	15	120.0	\$16,700.00
Caledonia Public School District	CALEDONIA SENIOR HIGH	0299-01-032	2008	89	11	82.0	\$12,300.00
Caledonia Public School District	CALEDONIA SENIOR HIGH	0299-01-032	2009	89	fewer than 10	0.0	\$0.00
Caledonia Public School District	CALEDONIA SENIOR HIGH	0299-01-032	2010	76	10	83.0	\$12,600.00
Caledonia Public School District	CALEDONIA SENIOR HIGH	0299-01-032	2011	93	fewer than 10	0.0	\$0.00
Caledonia Public School District	CALEDONIA SENIOR HIGH	0299-01-032	2012	71	fewer than 10	0.0	\$0.00
Caledonia Public School District	CALEDONIA SENIOR HIGH	0299-01-032	2013	72	fewer than 10	0.0	\$0.00
Caledonia Public School District	CALEDONIA SENIOR HIGH	0299-01-032	2014	69	fewer than 10	0.0	\$0.00
Cambridge-Isanti Public School Dist	CAMBRIDGE-ISANTI HIGH SCHOOL	0911-01-350	2007	305	52	380.0	\$47,700.00
Cambridge-Isanti Public School Dist	CAMBRIDGE-ISANTI HIGH SCHOOL	0911-01-350	2008	330	56	364.0	\$47,000.00
Cambridge-Isanti Public School Dist	CAMBRIDGE-ISANTI HIGH SCHOOL	0911-01-350	2009	323	66	478.0	\$63,400.00
Cambridge-Isanti Public School Dist	CAMBRIDGE-ISANTI HIGH SCHOOL	0911-01-350	2010	332	56	443.0	\$62,300.00
Cambridge-Isanti Public School Dist	CAMBRIDGE-ISANTI HIGH SCHOOL	0911-01-350	2011	326	52	456.0	\$66,600.00
Cambridge-Isanti Public School Dist	CAMBRIDGE-ISANTI HIGH SCHOOL	0911-01-350	2012	334	39	270.0	\$41,400.00
Cambridge-Isanti Public School Dist	CAMBRIDGE-ISANTI HIGH SCHOOL	0911-01-350	2013	283	41	294.0	\$45,400.00
Cambridge-Isanti Public School Dist	CAMBRIDGE-ISANTI HIGH SCHOOL	0911-01-350	2014	340	38	284.0	\$43,400.00
Cambridge-Isanti Public School Dist	MN SPECIALTY HEALTH SYS-CAMBRIDGE	0911-01-600	2007	fewer than 10	fewer than 10	0.0	\$0.00
Cambridge-Isanti Public School Dist	MN SPECIALTY HEALTH SYS-CAMBRIDGE	0911-01-600	2009	fewer than 10	fewer than 10	0.0	\$0.00
Cambridge-Isanti Public School Dist	MN SPECIALTY HEALTH SYS-CAMBRIDGE	0911-01-600	2010	fewer than 10	fewer than 10	0.0	\$0.00
Cambridge-Isanti Public School Dist	MN SPECIALTY HEALTH SYS-CAMBRIDGE	0911-01-600	2011	fewer than 10	fewer than 10	0.0	\$0.00

Cambridge-Isanti Public School Dist	MN SPECIALTY HEALTH SYS-CAMBRIDGE	0911-01-600	2012	fewer than 10	fewer than 10	0.0	\$0.00
Cambridge-Isanti Public School Dist	MN SPECIALTY HEALTH SYS-CAMBRIDGE	0911-01-600	2013	fewer than 10	fewer than 10	0.0	\$0.00
Cambridge-Isanti Public School Dist	MOVING FORWARD	0911-01-700	2011	fewer than 10	fewer than 10	0.0	\$0.00
Cambridge-Isanti Public School Dist	MOVING FORWARD	0911-01-700	2012	fewer than 10	fewer than 10	0.0	\$0.00
Cambridge-Isanti Public School Dist	MOVING FORWARD	0911-01-700	2013	fewer than 10	fewer than 10	0.0	\$0.00
Cambridge-Isanti Public School Dist	MOVING FORWARD	0911-01-700	2014	fewer than 10	fewer than 10	0.0	\$0.00
Cambridge-Isanti Public School Dist	RUM RIVER SOUTH	0911-01-500	2007	fewer than 10	fewer than 10	0.0	\$0.00
Cambridge-Isanti Public School Dist	RUM RIVER SOUTH	0911-01-500	2008	fewer than 10	fewer than 10	0.0	\$0.00
Campbell-Tintah Public School Dist.	CAMPBELL-TINTAH SECONDARY	0852-01-020	2007	11	fewer than 10	0.0	\$0.00
Campbell-Tintah Public School Dist.	CAMPBELL-TINTAH SECONDARY	0852-01-020	2008	fewer than 10	fewer than 10	0.0	\$0.00
Campbell-Tintah Public School Dist.	CAMPBELL-TINTAH SECONDARY	0852-01-020	2009	11	fewer than 10	0.0	\$0.00
Campbell-Tintah Public School Dist.	CAMPBELL-TINTAH SECONDARY	0852-01-020	2010	fewer than 10	fewer than 10	0.0	\$0.00
Campbell-Tintah Public School Dist.	CAMPBELL-TINTAH SECONDARY	0852-01-020	2011	fewer than 10	fewer than 10	0.0	\$0.00
Campbell-Tintah Public School Dist.	CAMPBELL-TINTAH SECONDARY	0852-01-020	2012	fewer than 10	fewer than 10	0.0	\$0.00
Campbell-Tintah Public School Dist.	CAMPBELL-TINTAH SECONDARY	0852-01-020	2013	fewer than 10	fewer than 10	0.0	\$0.00
Campbell-Tintah Public School Dist.	CAMPBELL-TINTAH SECONDARY	0852-01-020	2014	10	fewer than 10	0.0	\$0.00
Canby Public School District	CANBY SECONDARY	0891-01-010	2007	56	fewer than 10	0.0	\$0.00
Canby Public School District	CANBY SECONDARY	0891-01-010	2008	67	13	52.0	\$7,600.00
Canby Public School District	CANBY SECONDARY	0891-01-010	2009	52	fewer than 10	0.0	\$0.00
Canby Public School District	CANBY SECONDARY	0891-01-010	2010	55	fewer than 10	0.0	\$0.00
Canby Public School District	CANBY SECONDARY	0891-01-010	2011	51	fewer than 10	0.0	\$0.00
Canby Public School District	CANBY SECONDARY	0891-01-010	2012	41	fewer than 10	0.0	\$0.00
Canby Public School District	CANBY SECONDARY	0891-01-010	2013	48	fewer than 10	0.0	\$0.00
Canby Public School District	CANBY SECONDARY	0891-01-010	2014	43	fewer than 10	0.0	\$0.00
Cannon Falls Public School District	CANNON FALLS ALTERNATIVE LEARNING	0252-01-003	2010	fewer than 10	fewer than 10	0.0	\$0.00
Cannon Falls Public School District	CANNON FALLS ALTERNATIVE LEARNING	0252-01-003	2011	16	fewer than 10	0.0	\$0.00
Cannon Falls Public School District	CANNON FALLS ALTERNATIVE LEARNING	0252-01-003	2012	fewer than 10	fewer than 10	0.0	\$0.00
Cannon Falls Public School District	CANNON FALLS SEC.	0252-01-002	2007	117	17	140.0	\$19,600.00
Cannon Falls Public School District	CANNON FALLS SEC.	0252-01-002	2008	84	11	79.0	\$10,900.00
Cannon Falls Public School District	CANNON FALLS SEC.	0252-01-002	2009	102	11	115.0	\$16,600.00
Cannon Falls Public School District	CANNON FALLS SEC.	0252-01-002	2010	88	11	119.0	\$18,400.00
Cannon Falls Public School District	CANNON FALLS SEC.	0252-01-002	2011	83	fewer than 10	0.0	\$0.00
Cannon Falls Public School District	CANNON FALLS SEC.	0252-01-002	2012	94	15	166.0	\$27,000.00
Cannon Falls Public School District	CANNON FALLS SEC.	0252-01-002	2013	79	11	86.0	\$14,300.00
Cannon Falls Public School District	CANNON FALLS SEC.	0252-01-002	2014	87	16	116.0	\$19,500.00
Carlton Public School District	CARLTON SECONDARY	0093-01-001	2007	58	fewer than 10	0.0	\$0.00
Carlton Public School District	CARLTON SECONDARY	0093-01-001	2008	50	15	110.0	\$15,500.00
Carlton Public School District	CARLTON SECONDARY	0093-01-001	2009	49	fewer than 10	0.0	\$0.00
Carlton Public School District	CARLTON SECONDARY	0093-01-001	2010	41	fewer than 10	0.0	\$0.00
Carlton Public School District	CARLTON SECONDARY	0093-01-001	2011	52	12	85.0	\$12,700.00
Carlton Public School District	CARLTON SECONDARY	0093-01-001	2012	26	fewer than 10	0.0	\$0.00
Carlton Public School District	CARLTON SECONDARY	0093-01-001	2013	39	fewer than 10	0.0	\$0.00
Carlton Public School District	CARLTON SECONDARY	0093-01-001	2014	13	fewer than 10	0.0	\$0.00
Carver-Scott Educational Coop.	CARVER ALC	0930-53-020	2007	51	fewer than 10	0.0	\$0.00
Carver-Scott Educational Coop.	CARVER ALC	0930-53-020	2008	43	fewer than 10	0.0	\$0.00

Carver-Scott Educational Coop.	CARVER ALC	0930-53-020	2009	49	fewer than 10	0.0	\$0.00
Carver-Scott Educational Coop.	CARVER ALC	0930-53-020	2010	38	fewer than 10	0.0	\$0.00
Carver-Scott Educational Coop.	CARVER ALC	0930-53-020	2011	40	fewer than 10	0.0	\$0.00
Carver-Scott Educational Coop.	CARVER ALC	0930-53-020	2012	29	fewer than 10	0.0	\$0.00
Carver-Scott Educational Coop.	CARVER ALC	0930-53-020	2013	33	fewer than 10	0.0	\$0.00
Carver-Scott Educational Coop.	CSEC ALC C IND	0930-53-026	2007	25	fewer than 10	0.0	\$0.00
Carver-Scott Educational Coop.	CSEC ALC C IND	0930-53-026	2008	15	fewer than 10	0.0	\$0.00
Carver-Scott Educational Coop.	CSEC ALC C IND	0930-53-026	2009	10	fewer than 10	0.0	\$0.00
Carver-Scott Educational Coop.	CSEC ALC C IND	0930-53-026	2010	10	fewer than 10	0.0	\$0.00
Carver-Scott Educational Coop.	CSEC ALC C IND	0930-53-026	2011	fewer than 10	fewer than 10	0.0	\$0.00
Carver-Scott Educational Coop.	CSEC ALC C IND	0930-53-026	2012	16	fewer than 10	0.0	\$0.00
Carver-Scott Educational Coop.	CSEC ALC C IND	0930-53-026	2013	11	fewer than 10	0.0	\$0.00
Carver-Scott Educational Coop.	CSEC ALC C SB	0930-53-025	2007	14	fewer than 10	0.0	\$0.00
Carver-Scott Educational Coop.	CSEC ALC C SB	0930-53-025	2008	11	fewer than 10	0.0	\$0.00
Carver-Scott Educational Coop.	CSEC ALC C SB	0930-53-025	2009	24	fewer than 10	0.0	\$0.00
Carver-Scott Educational Coop.	CSEC ALC C SB	0930-53-025	2010	fewer than 10	fewer than 10	0.0	\$0.00
Carver-Scott Educational Coop.	CSEC ALC C SB	0930-53-025	2011	10	fewer than 10	0.0	\$0.00
Carver-Scott Educational Coop.	CSEC ALC C SB	0930-53-025	2012	11	fewer than 10	0.0	\$0.00
Carver-Scott Educational Coop.	CSEC ALC C SB	0930-53-025	2013	fewer than 10	fewer than 10	0.0	\$0.00
Carver-Scott Educational Coop.	CSEC ALC NEWLEMONT	0930-53-864	2007	18	fewer than 10	0.0	\$0.00
Carver-Scott Educational Coop.	CSEC ALC NEWLEMONT	0930-53-864	2008	20	fewer than 10	0.0	\$0.00
Carver-Scott Educational Coop.	CSEC ALC S IND	0930-53-869	2007	fewer than 10	fewer than 10	0.0	\$0.00
Carver-Scott Educational Coop.	CSEC ALC S IND	0930-53-869	2008	fewer than 10	fewer than 10	0.0	\$0.00
Carver-Scott Educational Coop.	CSEC ALC S IND	0930-53-869	2009	fewer than 10	fewer than 10	0.0	\$0.00
Carver-Scott Educational Coop.	CSEC ALC S IND	0930-53-869	2010	fewer than 10	fewer than 10	0.0	\$0.00
Carver-Scott Educational Coop.	CSEC ALC S IND	0930-53-869	2011	fewer than 10	fewer than 10	0.0	\$0.00
Carver-Scott Educational Coop.	CSEC ALC S IND	0930-53-869	2012	fewer than 10	fewer than 10	0.0	\$0.00
Carver-Scott Educational Coop.	CSEC ALC S IND	0930-53-869	2013	fewer than 10	fewer than 10	0.0	\$0.00
Carver-Scott Educational Coop.	CSEC ALC S SB	0930-53-868	2007	fewer than 10	fewer than 10	0.0	\$0.00
Carver-Scott Educational Coop.	CSEC ALC S SB	0930-53-868	2008	11	fewer than 10	0.0	\$0.00
Carver-Scott Educational Coop.	CSEC ALC S SB	0930-53-868	2009	15	fewer than 10	0.0	\$0.00
Carver-Scott Educational Coop.	CSEC ALC S SB	0930-53-868	2010	16	fewer than 10	0.0	\$0.00
Carver-Scott Educational Coop.	CSEC ALC S SB	0930-53-868	2011	fewer than 10	fewer than 10	0.0	\$0.00
Carver-Scott Educational Coop.	CSEC ALC S SB	0930-53-868	2012	fewer than 10	fewer than 10	0.0	\$0.00
Carver-Scott Educational Coop.	CSEC ALC S SB	0930-53-868	2013	fewer than 10	fewer than 10	0.0	\$0.00
Carver-Scott Educational Coop.	CSEC ALC S SHAK 720	0930-53-720	2007	20	fewer than 10	0.0	\$0.00
Carver-Scott Educational Coop.	CSEC ALC S SHAK 720	0930-53-720	2008	20	fewer than 10	0.0	\$0.00
Carver-Scott Educational Coop.	CSEC ALC S SHAK 720	0930-53-720	2009	18	fewer than 10	0.0	\$0.00
Carver-Scott Educational Coop.	CSEC ALC S SHAK 720	0930-53-720	2011	28	fewer than 10	0.0	\$0.00
Carver-Scott Educational Coop.	CSEC ALC S SHAK 720	0930-53-720	2012	18	fewer than 10	0.0	\$0.00
Carver-Scott Educational Coop.	CSEC ALC S SHAK 720	0930-53-720	2013	33	fewer than 10	0.0	\$0.00
Carver-Scott Educational Coop.	CSEC EXTENDED YEAR	0930-53-015	2012	fewer than 10	fewer than 10	0.0	\$0.00
Carver-Scott Educational Coop.	WACONIA ALC	0930-53-021	2007	11	fewer than 10	0.0	\$0.00
Carver-Scott Educational Coop.	WACONIA ALC	0930-53-021	2008	11	fewer than 10	0.0	\$0.00
Carver-Scott Educational Coop.	WACONIA ALC	0930-53-021	2009	14	fewer than 10	0.0	\$0.00

Carver-Scott Educational Coop.	WACONIA ALC	0930-53-021	2010	16	fewer than 10	0.0	\$0.00
Carver-Scott Educational Coop.	WACONIA ALC	0930-53-021	2011	15	fewer than 10	0.0	\$0.00
Carver-Scott Educational Coop.	WACONIA ALC	0930-53-021	2012	16	fewer than 10	0.0	\$0.00
Cass Lake-Bena Public Schools	CASS LAKE-BENA AREA LRNG. CNTR.	0115-01-031	2007	26	fewer than 10	0.0	\$0.00
Cass Lake-Bena Public Schools	CASS LAKE-BENA AREA LRNG. CNTR.	0115-01-031	2008	12	fewer than 10	0.0	\$0.00
Cass Lake-Bena Public Schools	CASS LAKE-BENA AREA LRNG. CNTR.	0115-01-031	2009	16	fewer than 10	0.0	\$0.00
Cass Lake-Bena Public Schools	CASS LAKE-BENA AREA LRNG. CNTR.	0115-01-031	2010	fewer than 10	fewer than 10	0.0	\$0.00
Cass Lake-Bena Public Schools	CASS LAKE-BENA AREA LRNG. CNTR.	0115-01-031	2011	12	fewer than 10	0.0	\$0.00
Cass Lake-Bena Public Schools	CASS LAKE-BENA AREA LRNG. CNTR.	0115-01-031	2012	18	fewer than 10	0.0	\$0.00
Cass Lake-Bena Public Schools	CASS LAKE-BENA AREA LRNG. CNTR.	0115-01-031	2013	fewer than 10	fewer than 10	0.0	\$0.00
Cass Lake-Bena Public Schools	CASS LAKE-BENA AREA LRNG. CNTR.	0115-01-031	2014	11	fewer than 10	0.0	\$0.00
Cass Lake-Bena Public Schools	CASS LAKE-BENA SECONDARY	0115-01-030	2007	49	11	66.0	\$9,400.00
Cass Lake-Bena Public Schools	CASS LAKE-BENA SECONDARY	0115-01-030	2008	29	11	69.0	\$10,300.00
Cass Lake-Bena Public Schools	CASS LAKE-BENA SECONDARY	0115-01-030	2009	33	fewer than 10	0.0	\$0.00
Cass Lake-Bena Public Schools	CASS LAKE-BENA SECONDARY	0115-01-030	2010	40	fewer than 10	0.0	\$0.00
Cass Lake-Bena Public Schools	CASS LAKE-BENA SECONDARY	0115-01-030	2011	20	fewer than 10	0.0	\$0.00
Cass Lake-Bena Public Schools	CASS LAKE-BENA SECONDARY	0115-01-030	2012	35	fewer than 10	0.0	\$0.00
Cass Lake-Bena Public Schools	CASS LAKE-BENA SECONDARY	0115-01-030	2013	33	fewer than 10	0.0	\$0.00
Cass Lake-Bena Public Schools	CASS LAKE-BENA SECONDARY	0115-01-030	2014	26	fewer than 10	0.0	\$0.00
Cedar Mountain School District	CEDAR MOUNTAIN SECONDARY	2754-01-002	2007	31	fewer than 10	0.0	\$0.00
Cedar Mountain School District	CEDAR MOUNTAIN SECONDARY	2754-01-002	2008	30	fewer than 10	0.0	\$0.00
Cedar Mountain School District	CEDAR MOUNTAIN SECONDARY	2754-01-002	2009	35	fewer than 10	0.0	\$0.00
Cedar Mountain School District	CEDAR MOUNTAIN SECONDARY	2754-01-002	2010	24	fewer than 10	0.0	\$0.00
Cedar Mountain School District	CEDAR MOUNTAIN SECONDARY	2754-01-002	2011	28	fewer than 10	0.0	\$0.00
Cedar Mountain School District	CEDAR MOUNTAIN SECONDARY	2754-01-002	2012	25	fewer than 10	0.0	\$0.00
Cedar Mountain School District	CEDAR MOUNTAIN SECONDARY	2754-01-002	2013	31	fewer than 10	0.0	\$0.00
Cedar Mountain School District	CEDAR MOUNTAIN SECONDARY	2754-01-002	2014	30	fewer than 10	0.0	\$0.00
Centennial Public School District	CALC TRANSITION	0012-01-170	2007	17	fewer than 10	0.0	\$0.00
Centennial Public School District	CALC TRANSITION	0012-01-170	2008	13	fewer than 10	0.0	\$0.00
Centennial Public School District	CALC TRANSITION	0012-01-170	2009	11	fewer than 10	0.0	\$0.00
Centennial Public School District	CALC TRANSITION	0012-01-170	2010	11	fewer than 10	0.0	\$0.00
Centennial Public School District	CALC TRANSITION	0012-01-170	2011	14	fewer than 10	0.0	\$0.00
Centennial Public School District	CALC TRANSITION	0012-01-170	2012	fewer than 10	fewer than 10	0.0	\$0.00
Centennial Public School District	CALC TRANSITION	0012-01-170	2013	11	fewer than 10	0.0	\$0.00
Centennial Public School District	CALC TRANSITION	0012-01-170	2014	10	fewer than 10	0.0	\$0.00
Centennial Public School District	CENTENNIAL AREA LEARNING CENTER	0012-01-167	2007	31	fewer than 10	0.0	\$0.00
Centennial Public School District	CENTENNIAL AREA LEARNING CENTER	0012-01-167	2008	31	fewer than 10	0.0	\$0.00
Centennial Public School District	CENTENNIAL AREA LEARNING CENTER	0012-01-167	2009	23	fewer than 10	0.0	\$0.00
Centennial Public School District	CENTENNIAL AREA LEARNING CENTER	0012-01-167	2010	24	fewer than 10	0.0	\$0.00
Centennial Public School District	CENTENNIAL AREA LEARNING CENTER	0012-01-167	2011	32	fewer than 10	0.0	\$0.00
Centennial Public School District	CENTENNIAL AREA LEARNING CENTER	0012-01-167	2012	31	fewer than 10	0.0	\$0.00
Centennial Public School District	CENTENNIAL AREA LEARNING CENTER	0012-01-167	2013	27	fewer than 10	0.0	\$0.00
Centennial Public School District	CENTENNIAL AREA LEARNING CENTER	0012-01-167	2014	23	fewer than 10	0.0	\$0.00
Centennial Public School District	CENTENNIAL HIGH SCHOOL	0012-01-164	2007	470	86	742.0	\$96,800.00
Centennial Public School District	CENTENNIAL HIGH SCHOOL	0012-01-164	2008	484	90	825.0	\$111,400.00

Centennial Public School District	CENTENNIAL HIGH SCHOOL	0012-01-164	2009	496	108	1,130.0	\$158,400.00
Centennial Public School District	CENTENNIAL HIGH SCHOOL	0012-01-164	2010	494	63	621.0	\$91,300.00
Centennial Public School District	CENTENNIAL HIGH SCHOOL	0012-01-164	2011	498	56	513.0	\$80,700.00
Centennial Public School District	CENTENNIAL HIGH SCHOOL	0012-01-164	2012	500	61	563.0	\$90,600.00
Centennial Public School District	CENTENNIAL HIGH SCHOOL	0012-01-164	2013	477	59	454.0	\$73,200.00
Centennial Public School District	CENTENNIAL HIGH SCHOOL	0012-01-164	2014	449	39	337.0	\$56,300.00
Centennial Public School District	PINES SCHOOL	0012-01-518	2007	fewer than 10	fewer than 10	0.0	\$0.00
Centennial Public School District	PINES SCHOOL	0012-01-518	2011	fewer than 10	fewer than 10	0.0	\$0.00
Centennial Public School District	Pines School - ACS	0012-01-158	2014	fewer than 10	fewer than 10	0.0	\$0.00
Centennial Public School District	Pines School - NSP	0012-01-159	2014	fewer than 10	fewer than 10	0.0	\$0.00
Centennial Public School District	PINES SCHOOL - RJC	0012-01-161	2013	fewer than 10	fewer than 10	0.0	\$0.00
Centennial Public School District	PROJECT SEARCH	0012-01-171	2011	fewer than 10	fewer than 10	0.0	\$0.00
Centennial Public School District	PROJECT SEARCH	0012-01-171	2012	fewer than 10	fewer than 10	0.0	\$0.00
Centennial Public School District	PROJECT SEARCH	0012-01-171	2013	10	fewer than 10	0.0	\$0.00
Centennial Public School District	PROJECT SEARCH	0012-01-171	2014	10	fewer than 10	0.0	\$0.00
Central Minnesota Jt. Powers Dist.	CENTRAL MN ALC SARTELL	6074-50-648	2007	fewer than 10	fewer than 10	0.0	\$0.00
Central Minnesota Jt. Powers Dist.	CENTRAL MN ALC SARTELL	6074-50-648	2008	fewer than 10	fewer than 10	0.0	\$0.00
Central Minnesota Jt. Powers Dist.	CENTRAL MN ALC SARTELL	6074-50-648	2011	fewer than 10	fewer than 10	0.0	\$0.00
Central Minnesota Jt. Powers Dist.	CENTRAL MN AREA LEARN CNTR - FOLEY	6074-50-651	2007	fewer than 10	fewer than 10	0.0	\$0.00
Central Minnesota Jt. Powers Dist.	CENTRAL MN AREA LEARN CNTR - FOLEY	6074-50-651	2008	fewer than 10	fewer than 10	0.0	\$0.00
Central Minnesota Jt. Powers Dist.	CENTRAL MN AREA LEARN CNTR - FOLEY	6074-50-651	2009	fewer than 10	fewer than 10	0.0	\$0.00
Central Minnesota Jt. Powers Dist.	CENTRAL MN AREA LEARN CNTR - FOLEY	6074-50-651	2010	fewer than 10	fewer than 10	0.0	\$0.00
Central Minnesota Jt. Powers Dist.	CENTRAL MN AREA LEARN CNTR - FOLEY	6074-50-651	2012	fewer than 10	fewer than 10	0.0	\$0.00
Central Minnesota Jt. Powers Dist.	CENTRAL MN AREA LEARN CNTR - FOLEY	6074-50-651	2014	fewer than 10	fewer than 10	0.0	\$0.00
Central Minnesota Jt. Powers Dist.	CENTRAL MN. ALC - SAUK RAPIDS	6074-50-647	2007	50	fewer than 10	0.0	\$0.00
Central Minnesota Jt. Powers Dist.	CENTRAL MN. ALC - SAUK RAPIDS	6074-50-647	2008	39	fewer than 10	0.0	\$0.00
Central Minnesota Jt. Powers Dist.	CENTRAL MN. ALC - SAUK RAPIDS	6074-50-647	2009	28	fewer than 10	0.0	\$0.00
Central Minnesota Jt. Powers Dist.	CENTRAL MN. ALC - SAUK RAPIDS	6074-50-647	2010	38	fewer than 10	0.0	\$0.00
Central Minnesota Jt. Powers Dist.	CENTRAL MN. ALC - SAUK RAPIDS	6074-50-647	2011	33	fewer than 10	0.0	\$0.00
Central Minnesota Jt. Powers Dist.	CENTRAL MN. ALC - SAUK RAPIDS	6074-50-647	2012	59	fewer than 10	0.0	\$0.00
Central Minnesota Jt. Powers Dist.	CENTRAL MN. ALC - SAUK RAPIDS	6074-50-647	2013	24	fewer than 10	0.0	\$0.00
Central Minnesota Jt. Powers Dist.	CENTRAL MN. ALC - SAUK RAPIDS	6074-50-647	2014	38	fewer than 10	0.0	\$0.00
Central Public School District	CENTRAL SENIOR HIGH	0108-01-020	2007	70	22	132.0	\$19,100.00
Central Public School District	CENTRAL SENIOR HIGH	0108-01-020	2008	95	11	60.0	\$8,000.00
Central Public School District	CENTRAL SENIOR HIGH	0108-01-020	2009	88	12	82.0	\$11,500.00
Central Public School District	CENTRAL SENIOR HIGH	0108-01-020	2010	85	22	153.0	\$23,600.00
Central Public School District	CENTRAL SENIOR HIGH	0108-01-020	2011	83	13	104.0	\$17,100.00
Central Public School District	CENTRAL SENIOR HIGH	0108-01-020	2012	83	11	43.0	\$7,800.00
Central Public School District	CENTRAL SENIOR HIGH	0108-01-020	2013	66	12	95.0	\$15,600.00
Central Public School District	CENTRAL SENIOR HIGH	0108-01-020	2014	102	fewer than 10	0.0	\$0.00
Chatfield Public Schools	CHATFIELD SECONDARY	0227-01-001	2007	53	12	84.0	\$11,500.00
Chatfield Public Schools	CHATFIELD SECONDARY	0227-01-001	2008	55	11	88.0	\$12,200.00
Chatfield Public Schools	CHATFIELD SECONDARY	0227-01-001	2009	69	fewer than 10	0.0	\$0.00
Chatfield Public Schools	CHATFIELD SECONDARY	0227-01-001	2010	66	12	94.0	\$14,700.00
Chatfield Public Schools	CHATFIELD SECONDARY	0227-01-001	2011	69	14	112.0	\$18,500.00

Chatfield Public Schools	CHATFIELD SECONDARY	0227-01-001	2012	63	18	184.0	\$30,500.00
Chatfield Public Schools	CHATFIELD SECONDARY	0227-01-001	2013	51	fewer than 10	0.0	\$0.00
Chatfield Public Schools	CHATFIELD SECONDARY	0227-01-001	2014	54	fewer than 10	0.0	\$0.00
Chisago Lakes School District	CHISAGO LAKES HS ALT LEARNING PROG	2144-01-014	2008	fewer than 10	fewer than 10	0.0	\$0.00
Chisago Lakes School District	CHISAGO LAKES HS ALT LEARNING PROG	2144-01-014	2009	fewer than 10	fewer than 10	0.0	\$0.00
Chisago Lakes School District	CHISAGO LAKES HS ALT LEARNING PROG	2144-01-014	2010	10	fewer than 10	0.0	\$0.00
Chisago Lakes School District	CHISAGO LAKES HS ALT LEARNING PROG	2144-01-014	2011	fewer than 10	fewer than 10	0.0	\$0.00
Chisago Lakes School District	CHISAGO LAKES HS ALT LEARNING PROG	2144-01-014	2012	fewer than 10	fewer than 10	0.0	\$0.00
Chisago Lakes School District	CHISAGO LAKES HS ALT LEARNING PROG	2144-01-014	2013	fewer than 10	fewer than 10	0.0	\$0.00
Chisago Lakes School District	CHISAGO LAKES HS ALT LEARNING PROG	2144-01-014	2014	fewer than 10	fewer than 10	0.0	\$0.00
Chisago Lakes School District	CHISAGO LAKES SENIOR HIGH	2144-01-004	2007	238	41	390.0	\$50,700.00
Chisago Lakes School District	CHISAGO LAKES SENIOR HIGH	2144-01-004	2008	265	38	309.0	\$42,200.00
Chisago Lakes School District	CHISAGO LAKES SENIOR HIGH	2144-01-004	2009	223	41	323.0	\$44,300.00
Chisago Lakes School District	CHISAGO LAKES SENIOR HIGH	2144-01-004	2010	222	25	199.0	\$30,900.00
Chisago Lakes School District	CHISAGO LAKES SENIOR HIGH	2144-01-004	2011	264	44	362.0	\$56,300.00
Chisago Lakes School District	CHISAGO LAKES SENIOR HIGH	2144-01-004	2012	257	29	224.0	\$35,700.00
Chisago Lakes School District	CHISAGO LAKES SENIOR HIGH	2144-01-004	2013	242	23	225.0	\$35,900.00
Chisago Lakes School District	CHISAGO LAKES SENIOR HIGH	2144-01-004	2014	226	25	251.0	\$40,800.00
Chisago Lakes School District	LEVEL 4 PROGRAM PATHWAYS TO CHANGE	2144-01-010	2007	fewer than 10	fewer than 10	0.0	\$0.00
Chisago Lakes School District	LEVEL 4 PROGRAM PATHWAYS TO CHANGE	2144-01-010	2008	fewer than 10	fewer than 10	0.0	\$0.00
Chisago Lakes School District	LEVEL 4 PROGRAM PATHWAYS TO CHANGE	2144-01-010	2009	fewer than 10	fewer than 10	0.0	\$0.00
Chisago Lakes School District	LEVEL 4 PROGRAM PATHWAYS TO CHANGE	2144-01-010	2011	fewer than 10	fewer than 10	0.0	\$0.00
Chisholm Public School District	CHISHOLM SECONDARY	0695-01-302	2007	42	14	89.0	\$11,800.00
Chisholm Public School District	CHISHOLM SECONDARY	0695-01-302	2008	41	10	56.0	\$7,300.00
Chisholm Public School District	CHISHOLM SECONDARY	0695-01-302	2009	45	12	76.0	\$10,400.00
Chisholm Public School District	CHISHOLM SECONDARY	0695-01-302	2010	45	fewer than 10	0.0	\$0.00
Chisholm Public School District	CHISHOLM SECONDARY	0695-01-302	2011	45	11	81.0	\$12,300.00
Chisholm Public School District	CHISHOLM SECONDARY	0695-01-302	2012	37	16	112.0	\$17,900.00
Chisholm Public School District	CHISHOLM SECONDARY	0695-01-302	2013	39	17	125.0	\$19,700.00
Chisholm Public School District	CHISHOLM SECONDARY	0695-01-302	2014	36	fewer than 10	0.0	\$0.00
Chokio-Alberta Public School Dist.	CHOKIO-ALBERTA SECONDARY	0771-01-002	2007	12	fewer than 10	0.0	\$0.00
Chokio-Alberta Public School Dist.	CHOKIO-ALBERTA SECONDARY	0771-01-002	2008	14	fewer than 10	0.0	\$0.00
Chokio-Alberta Public School Dist.	CHOKIO-ALBERTA SECONDARY	0771-01-002	2009	20	fewer than 10	0.0	\$0.00
Chokio-Alberta Public School Dist.	CHOKIO-ALBERTA SECONDARY	0771-01-002	2010	15	fewer than 10	0.0	\$0.00
Chokio-Alberta Public School Dist.	CHOKIO-ALBERTA SECONDARY	0771-01-002	2011	12	fewer than 10	0.0	\$0.00
Chokio-Alberta Public School Dist.	CHOKIO-ALBERTA SECONDARY	0771-01-002	2012	10	fewer than 10	0.0	\$0.00
Chokio-Alberta Public School Dist.	CHOKIO-ALBERTA SECONDARY	0771-01-002	2013	11	fewer than 10	0.0	\$0.00
Chokio-Alberta Public School Dist.	CHOKIO-ALBERTA SECONDARY	0771-01-002	2014	fewer than 10	fewer than 10	0.0	\$0.00
Circle of Life	CIRCLE OF LIFE	1435-34-010	2007	11	fewer than 10	0.0	\$0.00
Circle of Life	CIRCLE OF LIFE	1435-34-010	2008	15	fewer than 10	0.0	\$0.00
Circle of Life	CIRCLE OF LIFE	1435-34-010	2009	fewer than 10	fewer than 10	0.0	\$0.00
Circle of Life	CIRCLE OF LIFE	1435-34-010	2010	fewer than 10	fewer than 10	0.0	\$0.00
Circle of Life	CIRCLE OF LIFE	1435-34-010	2011	fewer than 10	fewer than 10	0.0	\$0.00
Circle of Life	CIRCLE OF LIFE	1435-34-010	2012	fewer than 10	fewer than 10	0.0	\$0.00
Circle of Life	CIRCLE OF LIFE	1435-34-010	2013	fewer than 10	fewer than 10	0.0	\$0.00

Circle of Life	CIRCLE OF LIFE	1435-34-010	2014	fewer than 10	fewer than 10	0.0	\$0.00
City Academy	CITY ACADEMY	4000-07-010	2007	80	fewer than 10	0.0	\$0.00
City Academy	CITY ACADEMY	4000-07-010	2008	86	18	248.0	\$33,900.00
City Academy	CITY ACADEMY	4000-07-010	2009	90	14	185.0	\$26,200.00
City Academy	CITY ACADEMY	4000-07-010	2010	102	17	169.0	\$25,200.00
City Academy	CITY ACADEMY	4000-07-010	2011	89	14	125.0	\$19,600.00
City Academy	CITY ACADEMY	4000-07-010	2012	103	16	125.0	\$20,100.00
City Academy	CITY ACADEMY	4000-07-010	2013	85	14	163.0	\$26,200.00
City Academy	CITY ACADEMY	4000-07-010	2014	104	fewer than 10	0.0	\$0.00
Clearbrook-Gonvick School District	CLEARBROOK-GONVICK SECONDARY	2311-01-020	2007	32	fewer than 10	0.0	\$0.00
Clearbrook-Gonvick School District	CLEARBROOK-GONVICK SECONDARY	2311-01-020	2008	27	fewer than 10	0.0	\$0.00
Clearbrook-Gonvick School District	CLEARBROOK-GONVICK SECONDARY	2311-01-020	2009	32	fewer than 10	0.0	\$0.00
Clearbrook-Gonvick School District	CLEARBROOK-GONVICK SECONDARY	2311-01-020	2010	30	fewer than 10	0.0	\$0.00
Clearbrook-Gonvick School District	CLEARBROOK-GONVICK SECONDARY	2311-01-020	2011	28	fewer than 10	0.0	\$0.00
Clearbrook-Gonvick School District	CLEARBROOK-GONVICK SECONDARY	2311-01-020	2012	24	fewer than 10	0.0	\$0.00
Clearbrook-Gonvick School District	CLEARBROOK-GONVICK SECONDARY	2311-01-020	2013	24	fewer than 10	0.0	\$0.00
Clearbrook-Gonvick School District	CLEARBROOK-GONVICK SECONDARY	2311-01-020	2014	26	fewer than 10	0.0	\$0.00
Cleveland Public School District	CLEVELAND SECONDARY	0391-01-020	2007	25	fewer than 10	0.0	\$0.00
Cleveland Public School District	CLEVELAND SECONDARY	0391-01-020	2008	34	fewer than 10	0.0	\$0.00
Cleveland Public School District	CLEVELAND SECONDARY	0391-01-020	2009	46	10	63.0	\$9,700.00
Cleveland Public School District	CLEVELAND SECONDARY	0391-01-020	2010	14	fewer than 10	0.0	\$0.00
Cleveland Public School District	CLEVELAND SECONDARY	0391-01-020	2011	34	fewer than 10	0.0	\$0.00
Cleveland Public School District	CLEVELAND SECONDARY	0391-01-020	2012	28	fewer than 10	0.0	\$0.00
Cleveland Public School District	CLEVELAND SECONDARY	0391-01-020	2013	34	fewer than 10	0.0	\$0.00
Cleveland Public School District	CLEVELAND SECONDARY	0391-01-020	2014	32	fewer than 10	0.0	\$0.00
Climax-Shelly Public Schools	CLIMAX SECONDARY	0592-01-020	2007	fewer than 10	fewer than 10	0.0	\$0.00
Climax-Shelly Public Schools	CLIMAX SECONDARY	0592-01-020	2008	10	fewer than 10	0.0	\$0.00
Climax-Shelly Public Schools	CLIMAX SECONDARY	0592-01-020	2009	fewer than 10	fewer than 10	0.0	\$0.00
Climax-Shelly Public Schools	CLIMAX SECONDARY	0592-01-020	2010	14	fewer than 10	0.0	\$0.00
Climax-Shelly Public Schools	CLIMAX SECONDARY	0592-01-020	2011	14	fewer than 10	0.0	\$0.00
Climax-Shelly Public Schools	CLIMAX SECONDARY	0592-01-020	2012	11	fewer than 10	0.0	\$0.00
Climax-Shelly Public Schools	CLIMAX SECONDARY	0592-01-020	2013	15	fewer than 10	0.0	\$0.00
Climax-Shelly Public Schools	CLIMAX SECONDARY	0592-01-020	2014	10	fewer than 10	0.0	\$0.00
Clinton-Graceville-Beardsley	CLINTON-GRACEVILLE-BEARDSLEY SR.	2888-01-003	2007	38	fewer than 10	0.0	\$0.00
Clinton-Graceville-Beardsley	CLINTON-GRACEVILLE-BEARDSLEY SR.	2888-01-003	2008	46	fewer than 10	0.0	\$0.00
Clinton-Graceville-Beardsley	CLINTON-GRACEVILLE-BEARDSLEY SR.	2888-01-003	2009	25	fewer than 10	0.0	\$0.00
Clinton-Graceville-Beardsley	CLINTON-GRACEVILLE-BEARDSLEY SR.	2888-01-003	2010	35	fewer than 10	0.0	\$0.00
Clinton-Graceville-Beardsley	CLINTON-GRACEVILLE-BEARDSLEY SR.	2888-01-003	2011	32	fewer than 10	0.0	\$0.00
Clinton-Graceville-Beardsley	CLINTON-GRACEVILLE-BEARDSLEY SR.	2888-01-003	2012	30	fewer than 10	0.0	\$0.00
Clinton-Graceville-Beardsley	CLINTON-GRACEVILLE-BEARDSLEY SR.	2888-01-003	2013	23	fewer than 10	0.0	\$0.00
Clinton-Graceville-Beardsley	CLINTON-GRACEVILLE-BEARDSLEY SR.	2888-01-003	2014	32	fewer than 10	0.0	\$0.00
Cloquet Public School District	CAAEP EXTENDED DAY PROGRAM	0094-01-108	2007	fewer than 10	fewer than 10	0.0	\$0.00
Cloquet Public School District	CAAEP EXTENDED DAY PROGRAM	0094-01-108	2008	fewer than 10	fewer than 10	0.0	\$0.00
Cloquet Public School District	CAAEP EXTENDED DAY PROGRAM	0094-01-108	2009	fewer than 10	fewer than 10	0.0	\$0.00
Cloquet Public School District	CAAEP EXTENDED DAY PROGRAM	0094-01-108	2010	fewer than 10	fewer than 10	0.0	\$0.00

Cloquet Public School District	CAAEP EXTENDED DAY PROGRAM	0094-01-108	2011	fewer than 10	fewer than 10	0.0	\$0.00
Cloquet Public School District	CAAEP EXTENDED DAY PROGRAM	0094-01-108	2012	fewer than 10	fewer than 10	0.0	\$0.00
Cloquet Public School District	CAAEP EXTENDED DAY PROGRAM	0094-01-108	2013	fewer than 10	fewer than 10	0.0	\$0.00
Cloquet Public School District	CAAEP SETTING 4	0094-01-110	2007	fewer than 10	fewer than 10	0.0	\$0.00
Cloquet Public School District	CAAEP SETTING 4	0094-01-110	2009	fewer than 10	fewer than 10	0.0	\$0.00
Cloquet Public School District	CAAEP SETTING 4	0094-01-110	2010	fewer than 10	fewer than 10	0.0	\$0.00
Cloquet Public School District	CAAEP SETTING 4	0094-01-110	2011	fewer than 10	fewer than 10	0.0	\$0.00
Cloquet Public School District	CLOQUET AREA ALT. ED. PROGRAMS	0094-01-103	2007	fewer than 10	fewer than 10	0.0	\$0.00
Cloquet Public School District	CLOQUET AREA ALT. ED. PROGRAMS	0094-01-103	2008	11	fewer than 10	0.0	\$0.00
Cloquet Public School District	CLOQUET AREA ALT. ED. PROGRAMS	0094-01-103	2009	13	fewer than 10	0.0	\$0.00
Cloquet Public School District	CLOQUET AREA ALT. ED. PROGRAMS	0094-01-103	2010	11	fewer than 10	0.0	\$0.00
Cloquet Public School District	CLOQUET AREA ALT. ED. PROGRAMS	0094-01-103	2011	13	fewer than 10	0.0	\$0.00
Cloquet Public School District	CLOQUET AREA ALT. ED. PROGRAMS	0094-01-103	2012	13	fewer than 10	0.0	\$0.00
Cloquet Public School District	CLOQUET AREA ALT. ED. PROGRAMS	0094-01-103	2013	27	fewer than 10	0.0	\$0.00
Cloquet Public School District	CLOQUET AREA ALT. ED. PROGRAMS	0094-01-103	2014	19	fewer than 10	0.0	\$0.00
Cloquet Public School District	CLOQUET SENIOR	0094-01-202	2007	130	20	139.0	\$18,400.00
Cloquet Public School District	CLOQUET SENIOR	0094-01-202	2008	147	25	153.0	\$20,600.00
Cloquet Public School District	CLOQUET SENIOR	0094-01-202	2009	163	31	212.0	\$28,700.00
Cloquet Public School District	CLOQUET SENIOR	0094-01-202	2010	152	33	236.0	\$34,800.00
Cloquet Public School District	CLOQUET SENIOR	0094-01-202	2011	127	14	87.0	\$13,100.00
Cloquet Public School District	CLOQUET SENIOR	0094-01-202	2012	143	20	97.0	\$15,700.00
Cloquet Public School District	CLOQUET SENIOR	0094-01-202	2013	143	19	142.0	\$23,300.00
Cloquet Public School District	CLOQUET SENIOR	0094-01-202	2014	157	20	123.0	\$19,500.00
Columbia Heights Public School Dist	COLUMBIA HEIGHTS SENIOR HIGH	0013-01-016	2007	137	37	377.0	\$50,700.00
Columbia Heights Public School Dist	COLUMBIA HEIGHTS SENIOR HIGH	0013-01-016	2008	180	31	264.0	\$36,100.00
Columbia Heights Public School Dist	COLUMBIA HEIGHTS SENIOR HIGH	0013-01-016	2009	154	26	266.0	\$37,700.00
Columbia Heights Public School Dist	COLUMBIA HEIGHTS SENIOR HIGH	0013-01-016	2010	159	36	428.0	\$63,900.00
Columbia Heights Public School Dist	COLUMBIA HEIGHTS SENIOR HIGH	0013-01-016	2011	187	47	372.0	\$61,500.00
Columbia Heights Public School Dist	COLUMBIA HEIGHTS SENIOR HIGH	0013-01-016	2012	172	37	382.0	\$63,400.00
Columbia Heights Public School Dist	COLUMBIA HEIGHTS SENIOR HIGH	0013-01-016	2013	164	36	351.0	\$56,800.00
Columbia Heights Public School Dist	COLUMBIA HEIGHTS SENIOR HIGH	0013-01-016	2014	140	39	501.0	\$80,000.00
Comfrey Public School District	COMFREY SECONDARY	0081-01-020	2007	11	fewer than 10	0.0	\$0.00
Comfrey Public School District	COMFREY SECONDARY	0081-01-020	2008	19	fewer than 10	0.0	\$0.00
Comfrey Public School District	COMFREY SECONDARY	0081-01-020	2009	17	fewer than 10	0.0	\$0.00
Comfrey Public School District	COMFREY SECONDARY	0081-01-020	2010	17	fewer than 10	0.0	\$0.00
Comfrey Public School District	COMFREY SECONDARY	0081-01-020	2011	fewer than 10	fewer than 10	0.0	\$0.00
Comfrey Public School District	COMFREY SECONDARY	0081-01-020	2012	13	fewer than 10	0.0	\$0.00
Comfrey Public School District	COMFREY SECONDARY	0081-01-020	2013	10	fewer than 10	0.0	\$0.00
Comfrey Public School District	COMFREY SECONDARY	0081-01-020	2014	12	fewer than 10	0.0	\$0.00
Community of Peace Academy	COMMUNITY OF PEACE ACADEMY SEC.	4015-07-011	2007	31	fewer than 10	0.0	\$0.00
Community of Peace Academy	COMMUNITY OF PEACE ACADEMY SEC.	4015-07-011	2008	32	fewer than 10	0.0	\$0.00
Community of Peace Academy	COMMUNITY OF PEACE ACADEMY SEC.	4015-07-011	2009	35	12	146.0	\$20,800.00
Community of Peace Academy	COMMUNITY OF PEACE ACADEMY SEC.	4015-07-011	2010	37	fewer than 10	0.0	\$0.00
Community of Peace Academy	COMMUNITY OF PEACE ACADEMY SEC.	4015-07-011	2011	34	10	81.0	\$13,400.00
Community of Peace Academy	COMMUNITY OF PEACE ACADEMY SEC.	4015-07-011	2012	42	16	200.0	\$32,600.00

Community of Peace Academy	COMMUNITY OF PEACE ACADEMY SEC.	4015-07-011	2013	56	20	242.0	\$39,400.00
Community of Peace Academy	COMMUNITY OF PEACE ACADEMY SEC.	4015-07-011	2014	51	fewer than 10	0.0	\$0.00
Cook County Public Schools	COOK COUNTY ALTERNATIVE	0166-01-090	2011	fewer than 10	fewer than 10	0.0	\$0.00
Cook County Public Schools	COOK COUNTY ALTERNATIVE	0166-01-090	2014	fewer than 10	fewer than 10	0.0	\$0.00
Cook County Public Schools	COOK COUNTY SENIOR HIGH	0166-01-050	2007	47	fewer than 10	0.0	\$0.00
Cook County Public Schools	COOK COUNTY SENIOR HIGH	0166-01-050	2008	71	19	171.0	\$21,800.00
Cook County Public Schools	COOK COUNTY SENIOR HIGH	0166-01-050	2009	45	fewer than 10	0.0	\$0.00
Cook County Public Schools	COOK COUNTY SENIOR HIGH	0166-01-050	2010	58	17	110.0	\$16,100.00
Cook County Public Schools	COOK COUNTY SENIOR HIGH	0166-01-050	2011	44	10	95.0	\$14,400.00
Cook County Public Schools	COOK COUNTY SENIOR HIGH	0166-01-050	2012	27	fewer than 10	0.0	\$0.00
Cook County Public Schools	COOK COUNTY SENIOR HIGH	0166-01-050	2013	58	16	165.0	\$25,200.00
Cook County Public Schools	COOK COUNTY SENIOR HIGH	0166-01-050	2014	29	10	76.0	\$12,000.00
Cromwell-Wright Public Schools	CROMWELL-WRIGHT SECONDARY	0095-01-020	2007	19	fewer than 10	0.0	\$0.00
Cromwell-Wright Public Schools	CROMWELL-WRIGHT SECONDARY	0095-01-020	2008	26	fewer than 10	0.0	\$0.00
Cromwell-Wright Public Schools	CROMWELL-WRIGHT SECONDARY	0095-01-020	2009	22	fewer than 10	0.0	\$0.00
Cromwell-Wright Public Schools	CROMWELL-WRIGHT SECONDARY	0095-01-020	2010	29	fewer than 10	0.0	\$0.00
Cromwell-Wright Public Schools	CROMWELL-WRIGHT SECONDARY	0095-01-020	2011	30	fewer than 10	0.0	\$0.00
Cromwell-Wright Public Schools	CROMWELL-WRIGHT SECONDARY	0095-01-020	2012	19	fewer than 10	0.0	\$0.00
Cromwell-Wright Public Schools	CROMWELL-WRIGHT SECONDARY	0095-01-020	2013	26	fewer than 10	0.0	\$0.00
Cromwell-Wright Public Schools	CROMWELL-WRIGHT SECONDARY	0095-01-020	2014	12	fewer than 10	0.0	\$0.00
Crookston Public School District	CROOKSTON SECONDARY	0593-01-090	2007	108	26	162.0	\$25,600.00
Crookston Public School District	CROOKSTON SECONDARY	0593-01-090	2008	113	26	116.0	\$18,100.00
Crookston Public School District	CROOKSTON SECONDARY	0593-01-090	2009	100	16	103.0	\$17,000.00
Crookston Public School District	CROOKSTON SECONDARY	0593-01-090	2010	98	11	74.0	\$13,500.00
Crookston Public School District	CROOKSTON SECONDARY	0593-01-090	2011	109	16	130.0	\$23,400.00
Crookston Public School District	CROOKSTON SECONDARY	0593-01-090	2012	82	13	81.0	\$13,900.00
Crookston Public School District	CROOKSTON SECONDARY	0593-01-090	2013	109	15	97.0	\$17,400.00
Crookston Public School District	CROOKSTON SECONDARY	0593-01-090	2014	83	11	84.0	\$15,400.00
Crookston Public School District	NEW PATHS AREA LEARNING CENTER	0593-01-020	2007	fewer than 10	fewer than 10	0.0	\$0.00
Crookston Public School District	NEW PATHS AREA LEARNING CENTER	0593-01-020	2008	fewer than 10	fewer than 10	0.0	\$0.00
Crookston Public School District	NEW PATHS AREA LEARNING CENTER	0593-01-020	2009	13	fewer than 10	0.0	\$0.00
Crookston Public School District	NEW PATHS AREA LEARNING CENTER	0593-01-020	2010	fewer than 10	fewer than 10	0.0	\$0.00
Crookston Public School District	NEW PATHS AREA LEARNING CENTER	0593-01-020	2011	fewer than 10	fewer than 10	0.0	\$0.00
Crookston Public School District	NEW PATHS AREA LEARNING CENTER	0593-01-020	2012	fewer than 10	fewer than 10	0.0	\$0.00
Crookston Public School District	NEW PATHS AREA LEARNING CENTER	0593-01-020	2013	fewer than 10	fewer than 10	0.0	\$0.00
Crookston Public School District	NEW PATHS AREA LEARNING CENTER	0593-01-020	2014	fewer than 10	fewer than 10	0.0	\$0.00
Crookston Public School District	NORTHERN LIGHTS ACADEMY	0593-01-100	2010	fewer than 10	fewer than 10	0.0	\$0.00
Crookston Public School District	NORTHERN LIGHTS ACADEMY	0593-01-100	2012	fewer than 10	fewer than 10	0.0	\$0.00
Crookston Public School District	NORTHERN LIGHTS ACADEMY	0593-01-100	2014	fewer than 10	fewer than 10	0.0	\$0.00
Crosby-Ironton Public School Dist.	CROSBY-IRONTON SECONDARY	0182-01-001	2007	86	13	71.0	\$9,800.00
Crosby-Ironton Public School Dist.	CROSBY-IRONTON SECONDARY	0182-01-001	2008	119	15	87.0	\$11,800.00
Crosby-Ironton Public School Dist.	CROSBY-IRONTON SECONDARY	0182-01-001	2009	82	10	73.0	\$10,800.00
Crosby-Ironton Public School Dist.	CROSBY-IRONTON SECONDARY	0182-01-001	2010	100	14	90.0	\$13,400.00
Crosby-Ironton Public School Dist.	CROSBY-IRONTON SECONDARY	0182-01-001	2011	104	12	47.0	\$7,200.00
Crosby-Ironton Public School Dist.	CROSBY-IRONTON SECONDARY	0182-01-001	2012	84	fewer than 10	0.0	\$0.00

Crosby-Ironton Public School Dist.	CROSBY-IRONTON SECONDARY	0182-01-001	2013	95	fewer than 10	0.0	\$0.00
Crosby-Ironton Public School Dist.	CROSBY-IRONTON SECONDARY	0182-01-001	2014	82	fewer than 10	0.0	\$0.00
Crosby-Ironton Public School Dist.	RANGE AREA ALTERNATIVE PROGRAM	0182-01-300	2007	fewer than 10	fewer than 10	0.0	\$0.00
Crosby-Ironton Public School Dist.	RANGE AREA ALTERNATIVE PROGRAM	0182-01-300	2008	18	fewer than 10	0.0	\$0.00
Crosby-Ironton Public School Dist.	RANGE AREA ALTERNATIVE PROGRAM	0182-01-300	2009	13	fewer than 10	0.0	\$0.00
CYBER VILLAGE ACADEMY	CYBER VILLAGE ACADEMY	4025-07-010	2013	fewer than 10	fewer than 10	0.0	\$0.00
CYBER VILLAGE ACADEMY	CYBER VILLAGE ACADEMY	4025-07-010	2014	fewer than 10	fewer than 10	0.0	\$0.00
Dassel-Cokato Public School Dist.	DASSEL-COKATO ALTERNATIVE CTR.	0466-01-006	2007	fewer than 10	fewer than 10	0.0	\$0.00
Dassel-Cokato Public School Dist.	DASSEL-COKATO ALTERNATIVE CTR.	0466-01-006	2008	fewer than 10	fewer than 10	0.0	\$0.00
Dassel-Cokato Public School Dist.	DASSEL-COKATO ALTERNATIVE CTR.	0466-01-006	2009	fewer than 10	fewer than 10	0.0	\$0.00
Dassel-Cokato Public School Dist.	DASSEL-COKATO ALTERNATIVE CTR.	0466-01-006	2011	fewer than 10	fewer than 10	0.0	\$0.00
Dassel-Cokato Public School Dist.	DASSEL-COKATO ALTERNATIVE CTR.	0466-01-006	2012	12	fewer than 10	0.0	\$0.00
Dassel-Cokato Public School Dist.	DASSEL-COKATO ALTERNATIVE CTR.	0466-01-006	2013	fewer than 10	fewer than 10	0.0	\$0.00
Dassel-Cokato Public School Dist.	DASSEL-COKATO ALTERNATIVE CTR.	0466-01-006	2014	15	fewer than 10	0.0	\$0.00
Dassel-Cokato Public School Dist.	DASSEL-COKATO SENIOR HIGH	0466-01-002	2007	132	27	165.0	\$23,000.00
Dassel-Cokato Public School Dist.	DASSEL-COKATO SENIOR HIGH	0466-01-002	2008	173	23	147.0	\$20,600.00
Dassel-Cokato Public School Dist.	DASSEL-COKATO SENIOR HIGH	0466-01-002	2009	134	18	89.0	\$13,400.00
Dassel-Cokato Public School Dist.	DASSEL-COKATO SENIOR HIGH	0466-01-002	2010	193	23	134.0	\$21,100.00
Dassel-Cokato Public School Dist.	DASSEL-COKATO SENIOR HIGH	0466-01-002	2011	128	25	153.0	\$26,900.00
Dassel-Cokato Public School Dist.	DASSEL-COKATO SENIOR HIGH	0466-01-002	2012	140	17	90.0	\$14,900.00
Dassel-Cokato Public School Dist.	DASSEL-COKATO SENIOR HIGH	0466-01-002	2013	155	19	110.0	\$17,800.00
Dassel-Cokato Public School Dist.	DASSEL-COKATO SENIOR HIGH	0466-01-002	2014	146	15	97.0	\$16,400.00
Dawson-Boyd Public School District	DAWSON-BOYD SECONDARY	0378-01-020	2007	52	11	28.0	\$5,700.00
Dawson-Boyd Public School District	DAWSON-BOYD SECONDARY	0378-01-020	2008	34	12	36.0	\$5,700.00
Dawson-Boyd Public School District	DAWSON-BOYD SECONDARY	0378-01-020	2009	42	fewer than 10	0.0	\$0.00
Dawson-Boyd Public School District	DAWSON-BOYD SECONDARY	0378-01-020	2010	40	fewer than 10	0.0	\$0.00
Dawson-Boyd Public School District	DAWSON-BOYD SECONDARY	0378-01-020	2011	40	fewer than 10	0.0	\$0.00
Dawson-Boyd Public School District	DAWSON-BOYD SECONDARY	0378-01-020	2012	35	fewer than 10	0.0	\$0.00
Dawson-Boyd Public School District	DAWSON-BOYD SECONDARY	0378-01-020	2013	26	fewer than 10	0.0	\$0.00
Dawson-Boyd Public School District	DAWSON-BOYD SECONDARY	0378-01-020	2014	36	fewer than 10	0.0	\$0.00
Deer River Public School District	DEER RIVER SECONDARY	0317-01-001	2007	79	20	137.0	\$18,200.00
Deer River Public School District	DEER RIVER SECONDARY	0317-01-001	2008	58	12	87.0	\$11,700.00
Deer River Public School District	DEER RIVER SECONDARY	0317-01-001	2009	67	25	181.0	\$25,000.00
Deer River Public School District	DEER RIVER SECONDARY	0317-01-001	2010	74	28	210.0	\$31,800.00
Deer River Public School District	DEER RIVER SECONDARY	0317-01-001	2011	64	14	108.0	\$16,500.00
Deer River Public School District	DEER RIVER SECONDARY	0317-01-001	2012	50	11	77.0	\$12,300.00
Deer River Public School District	DEER RIVER SECONDARY	0317-01-001	2013	53	10	77.0	\$12,200.00
Deer River Public School District	DEER RIVER SECONDARY	0317-01-001	2014	43	fewer than 10	0.0	\$0.00
Delano Public School District	DELANO SENIOR HIGH	0879-01-020	2007	147	16	89.0	\$12,700.00
Delano Public School District	DELANO SENIOR HIGH	0879-01-020	2008	172	20	163.0	\$23,100.00
Delano Public School District	DELANO SENIOR HIGH	0879-01-020	2009	175	23	180.0	\$26,400.00
Delano Public School District	DELANO SENIOR HIGH	0879-01-020	2010	198	23	134.0	\$22,500.00
Delano Public School District	DELANO SENIOR HIGH	0879-01-020	2011	196	23	160.0	\$27,100.00
Delano Public School District	DELANO SENIOR HIGH	0879-01-020	2012	161	14	110.0	\$20,000.00
Delano Public School District	DELANO SENIOR HIGH	0879-01-020	2013	187	10	74.0	\$13,400.00

Delano Public School District	DELANO SENIOR HIGH	0879-01-020	2014	195	15	103.0	\$17,900.00
Detroit Lakes Public School Dist.	AFTERSCHOOL PROGRAM	0022-01-007	2012	fewer than 10	fewer than 10	0.0	\$0.00
Detroit Lakes Public School Dist.	DETROIT LAKES ALTERNATIVE PROG.	0022-01-006	2007	11	fewer than 10	0.0	\$0.00
Detroit Lakes Public School Dist.	DETROIT LAKES ALTERNATIVE PROG.	0022-01-006	2008	fewer than 10	fewer than 10	0.0	\$0.00
Detroit Lakes Public School Dist.	DETROIT LAKES ALTERNATIVE PROG.	0022-01-006	2009	fewer than 10	fewer than 10	0.0	\$0.00
Detroit Lakes Public School Dist.	DETROIT LAKES ALTERNATIVE PROG.	0022-01-006	2010	fewer than 10	fewer than 10	0.0	\$0.00
Detroit Lakes Public School Dist.	DETROIT LAKES ALTERNATIVE PROG.	0022-01-006	2011	fewer than 10	fewer than 10	0.0	\$0.00
Detroit Lakes Public School Dist.	DETROIT LAKES ALTERNATIVE PROG.	0022-01-006	2012	fewer than 10	fewer than 10	0.0	\$0.00
Detroit Lakes Public School Dist.	DETROIT LAKES ALTERNATIVE PROG.	0022-01-006	2013	fewer than 10	fewer than 10	0.0	\$0.00
Detroit Lakes Public School Dist.	DETROIT LAKES ALTERNATIVE PROG.	0022-01-006	2014	fewer than 10	fewer than 10	0.0	\$0.00
Detroit Lakes Public School Dist.	DETROIT LAKES AREA LEARNING CENTER	0022-01-042	2007	15	fewer than 10	0.0	\$0.00
Detroit Lakes Public School Dist.	DETROIT LAKES AREA LEARNING CENTER	0022-01-042	2008	20	fewer than 10	0.0	\$0.00
Detroit Lakes Public School Dist.	DETROIT LAKES AREA LEARNING CENTER	0022-01-042	2009	19	fewer than 10	0.0	\$0.00
Detroit Lakes Public School Dist.	DETROIT LAKES AREA LEARNING CENTER	0022-01-042	2010	28	fewer than 10	0.0	\$0.00
Detroit Lakes Public School Dist.	DETROIT LAKES AREA LEARNING CENTER	0022-01-042	2011	16	fewer than 10	0.0	\$0.00
Detroit Lakes Public School Dist.	DETROIT LAKES AREA LEARNING CENTER	0022-01-042	2012	17	fewer than 10	0.0	\$0.00
Detroit Lakes Public School Dist.	DETROIT LAKES AREA LEARNING CENTER	0022-01-042	2013	18	fewer than 10	0.0	\$0.00
Detroit Lakes Public School Dist.	DETROIT LAKES AREA LEARNING CENTER	0022-01-042	2014	17	fewer than 10	0.0	\$0.00
Detroit Lakes Public School Dist.	DETROIT LAKES SENIOR HIGH	0022-01-003	2007	185	23	108.0	\$14,900.00
Detroit Lakes Public School Dist.	DETROIT LAKES SENIOR HIGH	0022-01-003	2008	168	23	144.0	\$20,600.00
Detroit Lakes Public School Dist.	DETROIT LAKES SENIOR HIGH	0022-01-003	2009	188	15	123.0	\$16,900.00
Detroit Lakes Public School Dist.	DETROIT LAKES SENIOR HIGH	0022-01-003	2010	180	13	99.0	\$14,500.00
Detroit Lakes Public School Dist.	DETROIT LAKES SENIOR HIGH	0022-01-003	2011	189	23	182.0	\$28,400.00
Detroit Lakes Public School Dist.	DETROIT LAKES SENIOR HIGH	0022-01-003	2012	184	15	94.0	\$17,000.00
Detroit Lakes Public School Dist.	DETROIT LAKES SENIOR HIGH	0022-01-003	2013	195	12	98.0	\$17,200.00
Detroit Lakes Public School Dist.	DETROIT LAKES SENIOR HIGH	0022-01-003	2014	169	fewer than 10	0.0	\$0.00
Detroit Lakes Public School Dist.	HS EXTENDED YEAR PROGRAM	0022-01-008	2012	fewer than 10	fewer than 10	0.0	\$0.00
Dilworth-Glyndon-Felton	DILWORTH-GLYNDON-FELTON SENIOR HIGH	2164-01-004	2007	76	fewer than 10	0.0	\$0.00
Dilworth-Glyndon-Felton	DILWORTH-GLYNDON-FELTON SENIOR HIGH	2164-01-004	2008	75	14	57.0	\$8,000.00
Dilworth-Glyndon-Felton	DILWORTH-GLYNDON-FELTON SENIOR HIGH	2164-01-004	2009	70	fewer than 10	0.0	\$0.00
Dilworth-Glyndon-Felton	DILWORTH-GLYNDON-FELTON SENIOR HIGH	2164-01-004	2010	79	14	97.0	\$14,500.00
Dilworth-Glyndon-Felton	DILWORTH-GLYNDON-FELTON SENIOR HIGH	2164-01-004	2011	79	fewer than 10	0.0	\$0.00
Dilworth-Glyndon-Felton	DILWORTH-GLYNDON-FELTON SENIOR HIGH	2164-01-004	2012	87	15	78.0	\$13,600.00
Dilworth-Glyndon-Felton	DILWORTH-GLYNDON-FELTON SENIOR HIGH	2164-01-004	2013	75	11	75.0	\$13,100.00
Dilworth-Glyndon-Felton	DILWORTH-GLYNDON-FELTON SENIOR HIGH	2164-01-004	2014	88	fewer than 10	0.0	\$0.00
Discovery Public School Faribault	DISCOVERY PUBLIC SCHOOL FARIBAULT	4081-07-010	2007	fewer than 10	fewer than 10	0.0	\$0.00
Discovery Public School Faribault	DISCOVERY PUBLIC SCHOOL FARIBAULT	4081-07-010	2008	fewer than 10	fewer than 10	0.0	\$0.00
Discovery Public School Faribault	DISCOVERY PUBLIC SCHOOL FARIBAULT	4081-07-010	2009	fewer than 10	fewer than 10	0.0	\$0.00
Discovery Public School Faribault	DISCOVERY PUBLIC SCHOOL FARIBAULT	4081-07-010	2010	10	fewer than 10	0.0	\$0.00
Discovery Public School Faribault	DISCOVERY PUBLIC SCHOOL FARIBAULT	4081-07-010	2011	11	fewer than 10	0.0	\$0.00
Discovery Public School Faribault	DISCOVERY PUBLIC SCHOOL FARIBAULT	4081-07-010	2012	13	fewer than 10	0.0	\$0.00
Discovery Public School Faribault	DISCOVERY PUBLIC SCHOOL FARIBAULT	4081-07-010	2013	fewer than 10	fewer than 10	0.0	\$0.00
Discovery Public School Faribault	DISCOVERY PUBLIC SCHOOL FARIBAULT	4081-07-010	2014	fewer than 10	fewer than 10	0.0	\$0.00
Dover-Eyota Public School District	DOVER-EYOTA HIGH SCHOOL	0533-01-030	2007	68	15	153.0	\$20,700.00
Dover-Eyota Public School District	DOVER-EYOTA HIGH SCHOOL	0533-01-030	2008	71	10	69.0	\$9,900.00

Dover-Eyota Public School District	DOVER-EYOTA HIGH SCHOOL	0533-01-030	2009	77	14	150.0	\$21,600.00
Dover-Eyota Public School District	DOVER-EYOTA HIGH SCHOOL	0533-01-030	2010	86	12	111.0	\$16,700.00
Dover-Eyota Public School District	DOVER-EYOTA HIGH SCHOOL	0533-01-030	2011	66	fewer than 10	0.0	\$0.00
Dover-Eyota Public School District	DOVER-EYOTA HIGH SCHOOL	0533-01-030	2012	58	fewer than 10	0.0	\$0.00
Dover-Eyota Public School District	DOVER-EYOTA HIGH SCHOOL	0533-01-030	2013	84	fewer than 10	0.0	\$0.00
Dover-Eyota Public School District	DOVER-EYOTA HIGH SCHOOL	0533-01-030	2014	72	fewer than 10	0.0	\$0.00
Duluth Public School District	ARROWHEAD JUVENILE CENTER	0709-01-605	2008	fewer than 10	fewer than 10	0.0	\$0.00
Duluth Public School District	ARROWHEAD JUVENILE CENTER	0709-01-605	2009	fewer than 10	fewer than 10	0.0	\$0.00
Duluth Public School District	ARROWHEAD JUVENILE CENTER	0709-01-605	2011	fewer than 10	fewer than 10	0.0	\$0.00
Duluth Public School District	ARROWHEAD JUVENILE CENTER	0709-01-605	2013	fewer than 10	fewer than 10	0.0	\$0.00
Duluth Public School District	CENTRAL SENIOR HIGH	0709-01-210	2007	264	49	436.0	\$53,800.00
Duluth Public School District	CENTRAL SENIOR HIGH	0709-01-210	2008	220	40	335.0	\$42,400.00
Duluth Public School District	CENTRAL SENIOR HIGH	0709-01-210	2009	234	49	451.0	\$58,700.00
Duluth Public School District	CENTRAL SENIOR HIGH	0709-01-210	2010	222	37	313.0	\$43,300.00
Duluth Public School District	CENTRAL SENIOR HIGH	0709-01-210	2011	387	93	834.0	\$120,900.00
Duluth Public School District	CHESTER CREEK ACADEMY	0709-01-575	2007	fewer than 10	fewer than 10	0.0	\$0.00
Duluth Public School District	CHESTER CREEK ACADEMY	0709-01-575	2008	fewer than 10	fewer than 10	0.0	\$0.00
Duluth Public School District	CHESTER CREEK ACADEMY	0709-01-575	2011	fewer than 10	fewer than 10	0.0	\$0.00
Duluth Public School District	DENFELD HIGH SCHOOL	0709-01-215	2007	212	40	284.0	\$34,600.00
Duluth Public School District	DENFELD HIGH SCHOOL	0709-01-215	2008	227	56	423.0	\$53,000.00
Duluth Public School District	DENFELD HIGH SCHOOL	0709-01-215	2009	199	36	354.0	\$45,700.00
Duluth Public School District	DENFELD HIGH SCHOOL	0709-01-215	2010	207	45	416.0	\$56,800.00
Duluth Public School District	DENFELD HIGH SCHOOL	0709-01-215	2012	280	71	640.0	\$94,700.00
Duluth Public School District	DENFELD HIGH SCHOOL	0709-01-215	2013	264	71	546.0	\$83,700.00
Duluth Public School District	DENFELD HIGH SCHOOL	0709-01-215	2014	206	34	256.0	\$39,400.00
Duluth Public School District	DULUTH AREA LEARNING CENTER	0709-01-611	2007	51	fewer than 10	0.0	\$0.00
Duluth Public School District	DULUTH AREA LEARNING CENTER	0709-01-611	2008	47	fewer than 10	0.0	\$0.00
Duluth Public School District	DULUTH AREA LEARNING CENTER	0709-01-611	2009	27	11	84.0	\$10,800.00
Duluth Public School District	DULUTH AREA LEARNING CENTER	0709-01-611	2010	33	fewer than 10	0.0	\$0.00
Duluth Public School District	DULUTH AREA LEARNING CENTER	0709-01-611	2011	41	fewer than 10	0.0	\$0.00
Duluth Public School District	DULUTH AREA LEARNING CENTER	0709-01-611	2012	62	10	90.0	\$13,400.00
Duluth Public School District	DULUTH AREA LEARNING CENTER	0709-01-611	2013	65	11	120.0	\$17,700.00
Duluth Public School District	DULUTH AREA LEARNING CENTER	0709-01-611	2014	46	fewer than 10	0.0	\$0.00
Duluth Public School District	EAST HIGH SCHOOL	0709-01-220	2007	335	41	368.0	\$45,100.00
Duluth Public School District	EAST HIGH SCHOOL	0709-01-220	2008	298	46	369.0	\$45,600.00
Duluth Public School District	EAST HIGH SCHOOL	0709-01-220	2009	288	38	298.0	\$39,200.00
Duluth Public School District	EAST HIGH SCHOOL	0709-01-220	2010	301	47	377.0	\$51,900.00
Duluth Public School District	EAST HIGH SCHOOL	0709-01-220	2011	295	37	279.0	\$40,400.00
Duluth Public School District	EAST HIGH SCHOOL	0709-01-220	2012	346	45	323.0	\$49,200.00
Duluth Public School District	EAST HIGH SCHOOL	0709-01-220	2013	386	61	472.0	\$71,900.00
Duluth Public School District	EAST HIGH SCHOOL	0709-01-220	2014	361	33	213.0	\$33,200.00
Duluth Public School District	MERRITT CREEK ACADEMY	0709-01-081	2007	fewer than 10	fewer than 10	0.0	\$0.00
Duluth Public School District	MERRITT CREEK ACADEMY	0709-01-081	2008	fewer than 10	fewer than 10	0.0	\$0.00
Duluth Public School District	MERRITT CREEK ACADEMY	0709-01-081	2009	fewer than 10	fewer than 10	0.0	\$0.00
Duluth Public School District	MERRITT CREEK ACADEMY	0709-01-081	2011	fewer than 10	fewer than 10	0.0	\$0.00

Duluth Public School District	MERRITT CREEK ACADEMY	0709-01-081	2012	fewer than 10	fewer than 10	0.0	\$0.00
Duluth Public School District	MERRITT CREEK ACADEMY	0709-01-081	2014	fewer than 10	fewer than 10	0.0	\$0.00
Duluth Public School District	PATHWAYS/TEEN PARENT PROGRAM	0709-01-830	2009	fewer than 10	fewer than 10	0.0	\$0.00
Duluth Public School District	SPECIAL ED. N.P.	0709-01-610	2012	fewer than 10	fewer than 10	0.0	\$0.00
Duluth Public School District	SPECIAL ED. N.P.	0709-01-610	2014	fewer than 10	fewer than 10	0.0	\$0.00
Duluth Public School District	THE BRIDGE	0709-01-950	2009	fewer than 10	fewer than 10	0.0	\$0.00
Duluth Public School District	THE BRIDGE	0709-01-950	2010	fewer than 10	fewer than 10	0.0	\$0.00
Duluth Public School District	THE BRIDGE	0709-01-950	2011	fewer than 10	fewer than 10	0.0	\$0.00
Duluth Public School District	THE BRIDGE	0709-01-950	2012	14	fewer than 10	0.0	\$0.00
Duluth Public School District	THE BRIDGE	0709-01-950	2013	12	fewer than 10	0.0	\$0.00
Duluth Public School District	THE BRIDGE	0709-01-950	2014	14	fewer than 10	0.0	\$0.00
Duluth Public School District	UNITY HIGH SCHOOL	0709-01-110	2007	fewer than 10	fewer than 10	0.0	\$0.00
Duluth Public School District	WOODLAND HILLS ACADEMY	0709-01-580	2007	12	fewer than 10	0.0	\$0.00
Duluth Public School District	WOODLAND HILLS ACADEMY	0709-01-580	2008	fewer than 10	fewer than 10	0.0	\$0.00
Duluth Public School District	WOODLAND HILLS ACADEMY	0709-01-580	2009	fewer than 10	fewer than 10	0.0	\$0.00
Duluth Public School District	WOODLAND HILLS ACADEMY	0709-01-580	2010	fewer than 10	fewer than 10	0.0	\$0.00
Duluth Public School District	WOODLAND HILLS ACADEMY	0709-01-580	2011	fewer than 10	fewer than 10	0.0	\$0.00
Duluth Public School District	WOODLAND HILLS ACADEMY	0709-01-580	2012	fewer than 10	fewer than 10	0.0	\$0.00
Duluth Public School District	WOODLAND HILLS ACADEMY	0709-01-580	2013	fewer than 10	fewer than 10	0.0	\$0.00
Duluth Public School District	WOODLAND HILLS ACADEMY	0709-01-580	2014	fewer than 10	fewer than 10	0.0	\$0.00
E.C.H.O. Charter School	E.C.H.O. CHARTER SCHOOL	4026-07-010	2007	13	fewer than 10	0.0	\$0.00
E.C.H.O. Charter School	E.C.H.O. CHARTER SCHOOL	4026-07-010	2008	14	fewer than 10	0.0	\$0.00
E.C.H.O. Charter School	E.C.H.O. CHARTER SCHOOL	4026-07-010	2009	16	fewer than 10	0.0	\$0.00
E.C.H.O. Charter School	E.C.H.O. CHARTER SCHOOL	4026-07-010	2010	14	fewer than 10	0.0	\$0.00
E.C.H.O. Charter School	E.C.H.O. CHARTER SCHOOL	4026-07-010	2011	14	fewer than 10	0.0	\$0.00
E.C.H.O. Charter School	E.C.H.O. CHARTER SCHOOL	4026-07-010	2012	22	fewer than 10	0.0	\$0.00
E.C.H.O. Charter School	E.C.H.O. CHARTER SCHOOL	4026-07-010	2013	13	fewer than 10	0.0	\$0.00
E.C.H.O. Charter School	E.C.H.O. CHARTER SCHOOL	4026-07-010	2014	fewer than 10	fewer than 10	0.0	\$0.00
Eagle Ridge Academy Charter School	EAGLE RIDGE ACADEMY CHARTER SCHOOL	4122-07-010	2008	17	fewer than 10	0.0	\$0.00
Eagle Ridge Academy Charter School	EAGLE RIDGE ACADEMY CHARTER SCHOOL	4122-07-010	2009	16	fewer than 10	0.0	\$0.00
Eagle Ridge Academy Charter School	EAGLE RIDGE ACADEMY CHARTER SCHOOL	4122-07-010	2010	22	fewer than 10	0.0	\$0.00
Eagle Ridge Academy Charter School	EAGLE RIDGE ACADEMY CHARTER SCHOOL	4122-07-010	2011	29	fewer than 10	0.0	\$0.00
Eagle Ridge Academy Charter School	EAGLE RIDGE ACADEMY CHARTER SCHOOL	4122-07-010	2012	30	fewer than 10	0.0	\$0.00
Eagle Ridge Academy Charter School	EAGLE RIDGE ACADEMY CHARTER SCHOOL	4122-07-010	2013	24	fewer than 10	0.0	\$0.00
Eagle Ridge Academy Charter School	EAGLE RIDGE ACADEMY CHARTER SCHOOL	4122-07-010	2014	36	fewer than 10	0.0	\$0.00
Eagle Valley Public School District	EAGLE VALLEY SECONDARY	2759-01-020	2007	32	fewer than 10	0.0	\$0.00
Eagle Valley Public School District	EAGLE VALLEY SECONDARY	2759-01-020	2008	23	fewer than 10	0.0	\$0.00
Eagle Valley Public School District	EAGLE VALLEY SECONDARY	2759-01-020	2009	31	fewer than 10	0.0	\$0.00
Eagle Valley Public School District	EAGLE VALLEY SECONDARY	2759-01-020	2010	35	fewer than 10	0.0	\$0.00
Eagle Valley Public School District	EAGLE VALLEY SECONDARY	2759-01-020	2011	25	fewer than 10	0.0	\$0.00
Eagle Valley Public School District	EAGLE VALLEY SECONDARY	2759-01-020	2012	39	10	55.0	\$9,600.00
Eagle Valley Public School District	EAGLE VALLEY SECONDARY	2759-01-020	2013	12	fewer than 10	0.0	\$0.00
Eagle Valley Public School District	EAGLE VALLEY SECONDARY	2759-01-020	2014	16	fewer than 10	0.0	\$0.00
Eagle Valley Public School District	MORRIS AREA SECONDARY	2769-01-010	2014	76	fewer than 10	0.0	\$0.00
East Central School District	CROSSROADS AREA LEARNING CENTER	2580-01-035	2007	16	fewer than 10	0.0	\$0.00

East Central School District	CROSSROADS AREA LEARNING CENTER	2580-01-035	2008	11	fewer than 10	0.0	\$0.00
East Central School District	CROSSROADS AREA LEARNING CENTER	2580-01-035	2009	13	fewer than 10	0.0	\$0.00
East Central School District	CROSSROADS AREA LEARNING CENTER	2580-01-035	2010	10	fewer than 10	0.0	\$0.00
East Central School District	CROSSROADS AREA LEARNING CENTER	2580-01-035	2011	fewer than 10	fewer than 10	0.0	\$0.00
East Central School District	CROSSROADS AREA LEARNING CENTER	2580-01-035	2012	fewer than 10	fewer than 10	0.0	\$0.00
East Central School District	CROSSROADS AREA LEARNING CENTER	2580-01-035	2013	fewer than 10	fewer than 10	0.0	\$0.00
East Central School District	CROSSROADS AREA LEARNING CENTER	2580-01-035	2014	11	fewer than 10	0.0	\$0.00
East Central School District	EAST CENTRAL SENIOR SECONDARY	2580-01-030	2007	55	fewer than 10	0.0	\$0.00
East Central School District	EAST CENTRAL SENIOR SECONDARY	2580-01-030	2008	37	fewer than 10	0.0	\$0.00
East Central School District	EAST CENTRAL SENIOR SECONDARY	2580-01-030	2009	31	11	62.0	\$8,700.00
East Central School District	EAST CENTRAL SENIOR SECONDARY	2580-01-030	2010	37	fewer than 10	0.0	\$0.00
East Central School District	EAST CENTRAL SENIOR SECONDARY	2580-01-030	2011	51	fewer than 10	0.0	\$0.00
East Central School District	EAST CENTRAL SENIOR SECONDARY	2580-01-030	2012	50	fewer than 10	0.0	\$0.00
East Central School District	EAST CENTRAL SENIOR SECONDARY	2580-01-030	2013	39	fewer than 10	0.0	\$0.00
East Central School District	EAST CENTRAL SENIOR SECONDARY	2580-01-030	2014	33	fewer than 10	0.0	\$0.00
East Grand Forks Public School Dist	EAST GRAND FORKS SENIOR HIGH	0595-01-320	2007	128	29	257.0	\$36,400.00
East Grand Forks Public School Dist	EAST GRAND FORKS SENIOR HIGH	0595-01-320	2008	125	24	150.0	\$22,400.00
East Grand Forks Public School Dist	EAST GRAND FORKS SENIOR HIGH	0595-01-320	2009	135	27	238.0	\$35,700.00
East Grand Forks Public School Dist	EAST GRAND FORKS SENIOR HIGH	0595-01-320	2010	118	21	151.0	\$23,400.00
East Grand Forks Public School Dist	EAST GRAND FORKS SENIOR HIGH	0595-01-320	2011	134	24	160.0	\$26,700.00
East Grand Forks Public School Dist	EAST GRAND FORKS SENIOR HIGH	0595-01-320	2012	117	25	183.0	\$30,400.00
East Grand Forks Public School Dist	EAST GRAND FORKS SENIOR HIGH	0595-01-320	2013	116	21	108.0	\$18,300.00
East Grand Forks Public School Dist	EAST GRAND FORKS SENIOR HIGH	0595-01-320	2014	137	12	70.0	\$12,100.00
East Range Academy of Tech-Science	EAST RANGE ACADEMY OF TECH-SCIENCE	4166-07-010	2008	13	fewer than 10	0.0	\$0.00
East Range Academy of Tech-Science	EAST RANGE ACADEMY OF TECH-SCIENCE	4166-07-010	2009	22	fewer than 10	0.0	\$0.00
East Range Academy of Tech-Science	EAST RANGE ACADEMY OF TECH-SCIENCE	4166-07-010	2010	40	15	105.0	\$15,400.00
East Range Academy of Tech-Science	EAST RANGE ACADEMY OF TECH-SCIENCE	4166-07-010	2011	53	17	133.0	\$20,200.00
East Range Academy of Tech-Science	EAST RANGE ACADEMY OF TECH-SCIENCE	4166-07-010	2012	34	fewer than 10	0.0	\$0.00
East Range Academy of Tech-Science	EAST RANGE ACADEMY OF TECH-SCIENCE	4166-07-010	2013	33	fewer than 10	0.0	\$0.00
East Range Academy of Tech-Science	EAST RANGE ACADEMY OF TECH-SCIENCE	4166-07-010	2014	37	fewer than 10	0.0	\$0.00
Eastern Carver County Public School	112 ALC AFTER SCHOOL & SUMMER SCH	0112-01-067	2011	11	fewer than 10	0.0	\$0.00
Eastern Carver County Public School	112 ALC AFTER SCHOOL & SUMMER SCH	0112-01-067	2012	fewer than 10	fewer than 10	0.0	\$0.00
Eastern Carver County Public School	112 ALC AFTER SCHOOL & SUMMER SCH	0112-01-067	2013	fewer than 10	fewer than 10	0.0	\$0.00
Eastern Carver County Public School	112 ALC AFTER SCHOOL & SUMMER SCH	0112-01-067	2014	16	fewer than 10	0.0	\$0.00
Eastern Carver County Public School	CHANHASSEN HIGH SCHOOL	0112-01-064	2011	303	23	181.0	\$30,900.00
Eastern Carver County Public School	CHANHASSEN HIGH SCHOOL	0112-01-064	2012	320	40	271.0	\$48,000.00
Eastern Carver County Public School	CHANHASSEN HIGH SCHOOL	0112-01-064	2013	344	20	109.0	\$19,800.00
Eastern Carver County Public School	CHANHASSEN HIGH SCHOOL	0112-01-064	2014	351	19	124.0	\$21,100.00
Eastern Carver County Public School	CHASKA EXTENDED SCHOOL YEAR	0112-01-519	2007	fewer than 10	fewer than 10	0.0	\$0.00
Eastern Carver County Public School	CHASKA HIGH SCHOOL	0112-01-060	2007	545	88	619.0	\$86,100.00
Eastern Carver County Public School	CHASKA HIGH SCHOOL	0112-01-060	2008	543	71	515.0	\$74,000.00
Eastern Carver County Public School	CHASKA HIGH SCHOOL	0112-01-060	2009	532	64	481.0	\$71,000.00
Eastern Carver County Public School	CHASKA HIGH SCHOOL	0112-01-060	2010	536	57	402.0	\$61,000.00
Eastern Carver County Public School	CHASKA HIGH SCHOOL	0112-01-060	2011	239	36	269.0	\$44,300.00
Eastern Carver County Public School	CHASKA HIGH SCHOOL	0112-01-060	2012	242	29	187.0	\$32,200.00

Eastern Carver County Public School	CHASKA HIGH SCHOOL	0112-01-060	2013	244	24	186.0	\$30,800.00
Eastern Carver County Public School	CHASKA HIGH SCHOOL	0112-01-060	2014	242	23	175.0	\$29,100.00
Eastern Carver County Public School	INTEGRATED ARTS ACADEMY	0112-01-065	2009	fewer than 10	fewer than 10	0.0	\$0.00
Eastern Carver County Public School	INTEGRATED ARTS ACADEMY	0112-01-065	2010	18	fewer than 10	0.0	\$0.00
Eastern Carver County Public School	INTEGRATED ARTS ACADEMY	0112-01-065	2011	fewer than 10	fewer than 10	0.0	\$0.00
Eastern Carver County Public School	INTEGRATED ARTS ACADEMY	0112-01-065	2013	16	fewer than 10	0.0	\$0.00
Eastern Carver County Public School	INTEGRATED ARTS ACADEMY	0112-01-065	2014	fewer than 10	fewer than 10	0.0	\$0.00
Eastern Carver County Public School	STEPS TOWARD ADULT RESPONSIBILITY	0112-01-069	2011	10	fewer than 10	0.0	\$0.00
Eastern Carver County Public School	STEPS TOWARD ADULT RESPONSIBILITY	0112-01-069	2012	13	fewer than 10	0.0	\$0.00
Eastern Carver County Public School	STEPS TOWARD ADULT RESPONSIBILITY	0112-01-069	2013	fewer than 10	fewer than 10	0.0	\$0.00
Eastern Carver County Public School	STEPS TOWARD ADULT RESPONSIBILITY	0112-01-069	2014	fewer than 10	fewer than 10	0.0	\$0.00
Eden Prairie Public School District	EDEN PRAIRIE SENIOR HIGH	0272-01-064	2007	729	70	540.0	\$75,800.00
Eden Prairie Public School District	EDEN PRAIRIE SENIOR HIGH	0272-01-064	2008	742	76	632.0	\$89,500.00
Eden Prairie Public School District	EDEN PRAIRIE SENIOR HIGH	0272-01-064	2009	666	52	475.0	\$68,900.00
Eden Prairie Public School District	EDEN PRAIRIE SENIOR HIGH	0272-01-064	2010	692	45	328.0	\$51,200.00
Eden Prairie Public School District	EDEN PRAIRIE SENIOR HIGH	0272-01-064	2011	739	50	368.0	\$61,300.00
Eden Prairie Public School District	EDEN PRAIRIE SENIOR HIGH	0272-01-064	2012	667	42	345.0	\$57,000.00
Eden Prairie Public School District	EDEN PRAIRIE SENIOR HIGH	0272-01-064	2013	672	45	351.0	\$59,500.00
Eden Prairie Public School District	EDEN PRAIRIE SENIOR HIGH	0272-01-064	2014	616	41	292.0	\$49,500.00
Eden Prairie Public School District	TASSEL TRANSITION	0272-01-889	2010	fewer than 10	fewer than 10	0.0	\$0.00
Eden Prairie Public School District	TASSEL TRANSITION	0272-01-889	2011	fewer than 10	fewer than 10	0.0	\$0.00
Eden Prairie Public School District	TASSEL TRANSITION	0272-01-889	2012	fewer than 10	fewer than 10	0.0	\$0.00
Eden Prairie Public School District	TASSEL TRANSITION	0272-01-889	2013	fewer than 10	fewer than 10	0.0	\$0.00
Eden Prairie Public School District	TASSEL TRANSITION	0272-01-889	2014	fewer than 10	fewer than 10	0.0	\$0.00
Eden Valley-Watkins School District	EDEN VALLEY SECONDARY	0463-01-020	2007	58	13	70.0	\$9,900.00
Eden Valley-Watkins School District	EDEN VALLEY SECONDARY	0463-01-020	2008	71	fewer than 10	0.0	0.0
Eden Valley-Watkins School District	EDEN VALLEY SECONDARY	0463-01-020	2009	58	11	65.0	\$9,100.00
Eden Valley-Watkins School District	EDEN VALLEY SECONDARY	0463-01-020	2010	62	fewer than 10	0.0	0.0
Eden Valley-Watkins School District	EDEN VALLEY SECONDARY	0463-01-020	2011	78	11	64.0	\$10,000.00
Eden Valley-Watkins School District	EDEN VALLEY SECONDARY	0463-01-020	2012	55	12	92.0	\$14,700.00
Eden Valley-Watkins School District	EDEN VALLEY SECONDARY	0463-01-020	2013	58	fewer than 10	0.0	\$0.00
Eden Valley-Watkins School District	EDEN VALLEY SECONDARY	0463-01-020	2014	71	fewer than 10	0.0	\$0.00
Edgerton Public School District	EDGERTON SECONDARY	0581-01-010	2007	23	fewer than 10	0.0	\$0.00
Edgerton Public School District	EDGERTON SECONDARY	0581-01-010	2008	26	fewer than 10	0.0	\$0.00
Edgerton Public School District	EDGERTON SECONDARY	0581-01-010	2009	22	fewer than 10	0.0	\$0.00
Edgerton Public School District	EDGERTON SECONDARY	0581-01-010	2010	28	fewer than 10	0.0	\$0.00
Edgerton Public School District	EDGERTON SECONDARY	0581-01-010	2011	28	fewer than 10	0.0	\$0.00
Edgerton Public School District	EDGERTON SECONDARY	0581-01-010	2012	24	fewer than 10	0.0	\$0.00
Edgerton Public School District	EDGERTON SECONDARY	0581-01-010	2013	29	fewer than 10	0.0	\$0.00
Edgerton Public School District	EDGERTON SECONDARY	0581-01-010	2014	24	fewer than 10	0.0	\$0.00
Edina Public School District	EDINA SENIOR HIGH	0273-01-021	2007	524	28	208.0	\$28,400.00
Edina Public School District	EDINA SENIOR HIGH	0273-01-021	2008	526	33	302.0	\$42,500.00
Edina Public School District	EDINA SENIOR HIGH	0273-01-021	2009	534	33	272.0	\$40,300.00
Edina Public School District	EDINA SENIOR HIGH	0273-01-021	2010	562	39	384.0	\$58,200.00
Edina Public School District	EDINA SENIOR HIGH	0273-01-021	2011	567	29	285.0	\$44,800.00

Edina Public School District	EDINA SENIOR HIGH	0273-01-021	2012	601	38	276.0	\$46,800.00
Edina Public School District	EDINA SENIOR HIGH	0273-01-021	2013	617	25	203.0	\$33,900.00
Edina Public School District	EDINA SENIOR HIGH	0273-01-021	2014	606	27	195.0	\$32,500.00
Edina Public School District	OPTIONS AT EDINA HIGH SCHOOL	0273-01-621	2010	10	fewer than 10	0.0	\$0.00
Edina Public School District	OPTIONS AT EDINA HIGH SCHOOL	0273-01-621	2011	23	fewer than 10	0.0	\$0.00
Edina Public School District	OPTIONS AT EDINA HIGH SCHOOL	0273-01-621	2012	14	fewer than 10	0.0	\$0.00
Edina Public School District	OPTIONS AT EDINA HIGH SCHOOL	0273-01-621	2013	fewer than 10	fewer than 10	0.0	\$0.00
Edina Public School District	OPTIONS AT EDINA HIGH SCHOOL	0273-01-621	2014	20	fewer than 10	0.0	\$0.00
Edina Public School District	SPECIAL ED-NON PUBLIC	0273-01-515	2013	fewer than 10	fewer than 10	0.0	\$0.00
EdVisions Off Campus School	EDVISIONS OFF CAMPUS SCHOOL	4151-07-010	2007	fewer than 10	fewer than 10	0.0	\$0.00
EdVisions Off Campus School	EDVISIONS OFF CAMPUS SCHOOL	4151-07-010	2008	fewer than 10	fewer than 10	0.0	\$0.00
EdVisions Off Campus School	EDVISIONS OFF CAMPUS SCHOOL	4151-07-010	2009	fewer than 10	fewer than 10	0.0	\$0.00
EdVisions Off Campus School	EDVISIONS OFF CAMPUS SCHOOL	4151-07-010	2010	fewer than 10	fewer than 10	0.0	\$0.00
EdVisions Off Campus School	EDVISIONS OFF CAMPUS SCHOOL	4151-07-010	2011	fewer than 10	fewer than 10	0.0	\$0.00
EdVisions Off Campus School	EDVISIONS OFF CAMPUS SCHOOL	4151-07-010	2012	11	fewer than 10	0.0	\$0.00
EdVisions Off Campus School	EDVISIONS OFF CAMPUS SCHOOL	4151-07-010	2013	fewer than 10	fewer than 10	0.0	\$0.00
EdVisions Off Campus School	EDVISIONS OFF CAMPUS SCHOOL	4151-07-010	2014	16	fewer than 10	0.0	\$0.00
El Colegio Charter School	EL COLEGIO CHARTER SCHOOL	4057-07-010	2007	fewer than 10	fewer than 10	0.0	\$0.00
El Colegio Charter School	EL COLEGIO CHARTER SCHOOL	4057-07-010	2008	11	fewer than 10	0.0	\$0.00
El Colegio Charter School	EL COLEGIO CHARTER SCHOOL	4057-07-010	2009	14	fewer than 10	0.0	\$0.00
El Colegio Charter School	EL COLEGIO CHARTER SCHOOL	4057-07-010	2010	17	fewer than 10	0.0	\$0.00
El Colegio Charter School	EL COLEGIO CHARTER SCHOOL	4057-07-010	2011	13	fewer than 10	0.0	\$0.00
El Colegio Charter School	EL COLEGIO CHARTER SCHOOL	4057-07-010	2012	fewer than 10	fewer than 10	0.0	\$0.00
El Colegio Charter School	EL COLEGIO CHARTER SCHOOL	4057-07-010	2013	fewer than 10	fewer than 10	0.0	\$0.00
El Colegio Charter School	EL COLEGIO CHARTER SCHOOL	4057-07-010	2014	fewer than 10	fewer than 10	0.0	\$0.00
Elk River Public School District	C.O.M.P.A.S.S.	0728-01-599	2013	fewer than 10	fewer than 10	0.0	\$0.00
Elk River Public School District	C.O.M.P.A.S.S.	0728-01-599	2014	fewer than 10	fewer than 10	0.0	\$0.00
Elk River Public School District	ELK RIVER SENIOR HIGH	0728-01-500	2007	384	73	541.0	\$68,200.00
Elk River Public School District	ELK RIVER SENIOR HIGH	0728-01-500	2008	414	73	460.0	\$61,400.00
Elk River Public School District	ELK RIVER SENIOR HIGH	0728-01-500	2009	384	66	560.0	\$78,700.00
Elk River Public School District	ELK RIVER SENIOR HIGH	0728-01-500	2010	400	73	537.0	\$75,800.00
Elk River Public School District	ELK RIVER SENIOR HIGH	0728-01-500	2011	392	53	390.0	\$62,100.00
Elk River Public School District	ELK RIVER SENIOR HIGH	0728-01-500	2012	393	62	474.0	\$77,900.00
Elk River Public School District	ELK RIVER SENIOR HIGH	0728-01-500	2013	386	46	358.0	\$55,000.00
Elk River Public School District	ELK RIVER SENIOR HIGH	0728-01-500	2014	388	37	276.0	\$44,300.00
Elk River Public School District	Fairview Program	0728-01-608	2014	fewer than 10	fewer than 10	0.0	\$0.00
Elk River Public School District	ISD 728 FOCUS/JOURNEY	0728-01-401	2012	fewer than 10	fewer than 10	0.0	\$0.00
Elk River Public School District	ISD 728 FOCUS/JOURNEY	0728-01-401	2013	fewer than 10	fewer than 10	0.0	\$0.00
Elk River Public School District	IVAN SAND AFTER SCHOOL CREDIT RECOV	0728-01-605	2011	fewer than 10	fewer than 10	0.0	\$0.00
Elk River Public School District	IVAN SAND AFTER SCHOOL CREDIT RECOV	0728-01-605	2012	fewer than 10	fewer than 10	0.0	\$0.00
Elk River Public School District	IVAN SAND AFTER SCHOOL CREDIT RECOV	0728-01-605	2014	fewer than 10	fewer than 10	0.0	\$0.00
Elk River Public School District	IVAN SAND COMMUNITY HIGH SCHOOL	0728-01-600	2007	19	fewer than 10	0.0	\$0.00
Elk River Public School District	IVAN SAND COMMUNITY HIGH SCHOOL	0728-01-600	2008	15	fewer than 10	0.0	\$0.00
Elk River Public School District	IVAN SAND COMMUNITY HIGH SCHOOL	0728-01-600	2009	26	fewer than 10	0.0	\$0.00
Elk River Public School District	IVAN SAND COMMUNITY HIGH SCHOOL	0728-01-600	2010	43	fewer than 10	0.0	\$0.00

Elk River Public School District	IVAN SAND COMMUNITY HIGH SCHOOL	0728-01-600	2011	35	fewer than 10	0.0	\$0.00
Elk River Public School District	IVAN SAND COMMUNITY HIGH SCHOOL	0728-01-600	2012	32	fewer than 10	0.0	\$0.00
Elk River Public School District	IVAN SAND COMMUNITY HIGH SCHOOL	0728-01-600	2013	31	fewer than 10	0.0	\$0.00
Elk River Public School District	IVAN SAND COMMUNITY HIGH SCHOOL	0728-01-600	2014	22	fewer than 10	0.0	\$0.00
Elk River Public School District	IVAN SAND COMMUNITY SCHOOL- IS	0728-01-604	2007	17	fewer than 10	0.0	\$0.00
Elk River Public School District	IVAN SAND COMMUNITY SCHOOL- IS	0728-01-604	2008	12	fewer than 10	0.0	\$0.00
Elk River Public School District	IVAN SAND COMMUNITY SCHOOL- IS	0728-01-604	2009	fewer than 10	fewer than 10	0.0	\$0.00
Elk River Public School District	IVAN SAND COMMUNITY SCHOOL- IS	0728-01-604	2010	fewer than 10	fewer than 10	0.0	\$0.00
Elk River Public School District	IVAN SAND COMMUNITY SCHOOL- IS	0728-01-604	2011	fewer than 10	fewer than 10	0.0	\$0.00
Elk River Public School District	IVAN SAND COMMUNITY SCHOOL- IS	0728-01-604	2012	fewer than 10	fewer than 10	0.0	\$0.00
Elk River Public School District	IVAN SAND COMMUNITY SCHOOL- IS	0728-01-604	2013	fewer than 10	fewer than 10	0.0	\$0.00
Elk River Public School District	IVAN SAND COMMUNITY SCHOOL- IS	0728-01-604	2014	fewer than 10	fewer than 10	0.0	\$0.00
Elk River Public School District	IVAN SAND COMMUNITY SCHOOL SUMMER	0728-01-606	2007	fewer than 10	fewer than 10	0.0	\$0.00
Elk River Public School District	IVAN SAND COMMUNITY SCHOOL SUMMER	0728-01-606	2008	14	fewer than 10	0.0	\$0.00
Elk River Public School District	IVAN SAND COMMUNITY SCHOOL SUMMER	0728-01-606	2009	10	fewer than 10	0.0	\$0.00
Elk River Public School District	IVAN SAND COMMUNITY SCHOOL SUMMER	0728-01-606	2010	13	fewer than 10	0.0	\$0.00
Elk River Public School District	IVAN SAND COMMUNITY SCHOOL SUMMER	0728-01-606	2011	fewer than 10	fewer than 10	0.0	\$0.00
Elk River Public School District	IVAN SAND COMMUNITY SCHOOL SUMMER	0728-01-606	2012	fewer than 10	fewer than 10	0.0	\$0.00
Elk River Public School District	IVAN SAND COMMUNITY SCHOOL SUMMER	0728-01-606	2014	fewer than 10	fewer than 10	0.0	\$0.00
Elk River Public School District	ROGERS SENIOR HIGH	0728-01-510	2007	227	48	344.0	\$45,700.00
Elk River Public School District	ROGERS SENIOR HIGH	0728-01-510	2008	252	65	494.0	\$69,000.00
Elk River Public School District	ROGERS SENIOR HIGH	0728-01-510	2009	301	54	391.0	\$57,800.00
Elk River Public School District	ROGERS SENIOR HIGH	0728-01-510	2010	261	58	435.0	\$64,800.00
Elk River Public School District	ROGERS SENIOR HIGH	0728-01-510	2011	286	58	466.0	\$71,100.00
Elk River Public School District	ROGERS SENIOR HIGH	0728-01-510	2012	307	52	449.0	\$73,400.00
Elk River Public School District	ROGERS SENIOR HIGH	0728-01-510	2013	289	44	343.0	\$57,200.00
Elk River Public School District	ROGERS SENIOR HIGH	0728-01-510	2014	326	38	294.0	\$47,800.00
Elk River Public School District	ZIMMERMAN HIGH SCHOOL	0728-01-530	2007	123	37	289.0	\$36,900.00
Elk River Public School District	ZIMMERMAN HIGH SCHOOL	0728-01-530	2008	117	22	114.0	\$15,100.00
Elk River Public School District	ZIMMERMAN HIGH SCHOOL	0728-01-530	2009	116	18	165.0	\$22,000.00
Elk River Public School District	ZIMMERMAN HIGH SCHOOL	0728-01-530	2010	128	23	162.0	\$24,900.00
Elk River Public School District	ZIMMERMAN HIGH SCHOOL	0728-01-530	2011	150	27	166.0	\$25,700.00
Elk River Public School District	ZIMMERMAN HIGH SCHOOL	0728-01-530	2012	135	17	117.0	\$19,300.00
Elk River Public School District	ZIMMERMAN HIGH SCHOOL	0728-01-530	2013	131	20	107.0	\$19,400.00
Elk River Public School District	ZIMMERMAN HIGH SCHOOL	0728-01-530	2014	139	fewer than 10	0.0	\$0.00
Ellsworth Public School District	ELLSWORTH SECONDARY	0514-01-020	2007	19	fewer than 10	0.0	\$0.00
Ellsworth Public School District	ELLSWORTH SECONDARY	0514-01-020	2008	19	fewer than 10	0.0	\$0.00
Ellsworth Public School District	ELLSWORTH SECONDARY	0514-01-020	2009	20	fewer than 10	0.0	\$0.00
Ellsworth Public School District	ELLSWORTH SECONDARY	0514-01-020	2010	18	fewer than 10	0.0	\$0.00
Ellsworth Public School District	ELLSWORTH SECONDARY	0514-01-020	2011	22	fewer than 10	0.0	\$0.00
Ellsworth Public School District	ELLSWORTH SECONDARY	0514-01-020	2012	18	fewer than 10	0.0	\$0.00
Ellsworth Public School District	ELLSWORTH SECONDARY	0514-01-020	2013	15	fewer than 10	0.0	\$0.00
Ellsworth Public School District	ELLSWORTH SECONDARY	0514-01-020	2014	16	fewer than 10	0.0	\$0.00
Ely Public School District	MEMORIAL HIGH SCHOOL	0696-01-003	2007	48	fewer than 10	0.0	\$0.00
Ely Public School District	MEMORIAL HIGH SCHOOL	0696-01-003	2008	53	17	103.0	\$14,800.00

Ely Public School District	MEMORIAL HIGH SCHOOL	0696-01-003	2009	39	fewer than 10	0.0	\$0.00
Ely Public School District	MEMORIAL HIGH SCHOOL	0696-01-003	2010	44	20	222.0	\$32,000.00
Ely Public School District	MEMORIAL HIGH SCHOOL	0696-01-003	2011	49	16	97.0	\$15,000.00
Ely Public School District	MEMORIAL HIGH SCHOOL	0696-01-003	2012	48	14	127.0	\$20,000.00
Ely Public School District	MEMORIAL HIGH SCHOOL	0696-01-003	2013	45	15	148.0	\$23,000.00
Ely Public School District	MEMORIAL HIGH SCHOOL	0696-01-003	2014	41	fewer than 10	0.0	\$0.00
Esko Public School District	LINCOLN SECONDARY	0099-01-001	2007	92	24	130.0	\$16,300.00
Esko Public School District	LINCOLN SECONDARY	0099-01-001	2008	95	14	94.0	\$12,400.00
Esko Public School District	LINCOLN SECONDARY	0099-01-001	2009	87	10	89.0	\$11,700.00
Esko Public School District	LINCOLN SECONDARY	0099-01-001	2010	81	20	124.0	\$17,500.00
Esko Public School District	LINCOLN SECONDARY	0099-01-001	2011	90	14	89.0	\$13,300.00
Esko Public School District	LINCOLN SECONDARY	0099-01-001	2012	81	10	64.0	\$10,200.00
Esko Public School District	LINCOLN SECONDARY	0099-01-001	2013	100	16	104.0	\$16,900.00
Esko Public School District	LINCOLN SECONDARY	0099-01-001	2014	100	fewer than 10	0.0	\$0.00
Eveleth-Gilbert School District	EVELETH-GILBERT SENIOR HIGH	2154-01-040	2007	92	32	188.0	\$24,200.00
Eveleth-Gilbert School District	EVELETH-GILBERT SENIOR HIGH	2154-01-040	2008	92	19	104.0	\$14,500.00
Eveleth-Gilbert School District	EVELETH-GILBERT SENIOR HIGH	2154-01-040	2009	65	15	91.0	\$12,500.00
Eveleth-Gilbert School District	EVELETH-GILBERT SENIOR HIGH	2154-01-040	2010	77	24	170.0	\$24,400.00
Eveleth-Gilbert School District	EVELETH-GILBERT SENIOR HIGH	2154-01-040	2011	76	28	179.0	\$27,800.00
Eveleth-Gilbert School District	EVELETH-GILBERT SENIOR HIGH	2154-01-040	2012	70	30	186.0	\$29,600.00
Eveleth-Gilbert School District	EVELETH-GILBERT SENIOR HIGH	2154-01-040	2013	68	18	111.0	\$17,700.00
Eveleth-Gilbert School District	EVELETH-GILBERT SENIOR HIGH	2154-01-040	2014	73	14	85.0	\$13,400.00
Face To Face Academy	FACE TO FACE ACADEMY	4036-07-010	2007	16	fewer than 10	0.0	\$0.00
Face To Face Academy	FACE TO FACE ACADEMY	4036-07-010	2008	11	fewer than 10	0.0	\$0.00
Face To Face Academy	FACE TO FACE ACADEMY	4036-07-010	2009	20	fewer than 10	0.0	\$0.00
Face To Face Academy	FACE TO FACE ACADEMY	4036-07-010	2010	18	fewer than 10	0.0	\$0.00
Face To Face Academy	FACE TO FACE ACADEMY	4036-07-010	2011	15	fewer than 10	0.0	\$0.00
Face To Face Academy	FACE TO FACE ACADEMY	4036-07-010	2012	11	fewer than 10	0.0	\$0.00
Face To Face Academy	FACE TO FACE ACADEMY	4036-07-010	2013	18	fewer than 10	0.0	\$0.00
Face To Face Academy	FACE TO FACE ACADEMY	4036-07-010	2014	24	fewer than 10	0.0	\$0.00
Fairmont Area School District	FAIRMONT JR./SR. HIGH SCHOOL	2752-01-060	2007	134	fewer than 10	0.0	\$0.00
Fairmont Area School District	FAIRMONT JR./SR. HIGH SCHOOL	2752-01-060	2008	105	10	57.0	\$8,500.00
Fairmont Area School District	FAIRMONT JR./SR. HIGH SCHOOL	2752-01-060	2009	131	20	138.0	\$19,800.00
Fairmont Area School District	FAIRMONT JR./SR. HIGH SCHOOL	2752-01-060	2010	132	22	157.0	\$25,000.00
Fairmont Area School District	FAIRMONT JR./SR. HIGH SCHOOL	2752-01-060	2011	129	17	113.0	\$19,400.00
Fairmont Area School District	FAIRMONT JR./SR. HIGH SCHOOL	2752-01-060	2012	137	12	58.0	\$10,100.00
Fairmont Area School District	FAIRMONT JR./SR. HIGH SCHOOL	2752-01-060	2013	115	fewer than 10	0.0	\$0.00
Fairmont Area School District	FAIRMONT JR./SR. HIGH SCHOOL	2752-01-060	2014	115	fewer than 10	0.0	\$0.00
Faribault Public School District	CANNON RIVER SEC TRANSITION ED PROG	0656-01-058	2013	fewer than 10	fewer than 10	0.0	\$0.00
Faribault Public School District	CANNON RIVER SEC TRANSITION ED PROG	0656-01-058	2014	fewer than 10	fewer than 10	0.0	\$0.00
Faribault Public School District	FARIBAULT AREA LEARNING CENTER	0656-01-081	2007	53	fewer than 10	0.0	\$0.00
Faribault Public School District	FARIBAULT AREA LEARNING CENTER	0656-01-081	2008	53	fewer than 10	0.0	\$0.00
Faribault Public School District	FARIBAULT AREA LEARNING CENTER	0656-01-081	2009	44	10	96.0	\$13,600.00
Faribault Public School District	FARIBAULT AREA LEARNING CENTER	0656-01-081	2010	40	fewer than 10	0.0	\$0.00
Faribault Public School District	FARIBAULT AREA LEARNING CENTER	0656-01-081	2011	29	fewer than 10	0.0	\$0.00

Faribault Public School District	FARIBAULT AREA LEARNING CENTER	0656-01-081	2012	47	fewer than 10	0.0	\$0.00
Faribault Public School District	FARIBAULT AREA LEARNING CENTER	0656-01-081	2013	28	fewer than 10	0.0	\$0.00
Faribault Public School District	FARIBAULT AREA LEARNING CENTER	0656-01-081	2014	33	fewer than 10	0.0	\$0.00
Faribault Public School District	FARIBAULT SENIOR HIGH	0656-01-080	2007	217	49	431.0	\$59,500.00
Faribault Public School District	FARIBAULT SENIOR HIGH	0656-01-080	2008	255	63	659.0	\$92,700.00
Faribault Public School District	FARIBAULT SENIOR HIGH	0656-01-080	2009	238	57	640.0	\$94,600.00
Faribault Public School District	FARIBAULT SENIOR HIGH	0656-01-080	2010	232	46	518.0	\$79,400.00
Faribault Public School District	FARIBAULT SENIOR HIGH	0656-01-080	2011	245	51	494.0	\$79,200.00
Faribault Public School District	FARIBAULT SENIOR HIGH	0656-01-080	2012	204	29	219.0	\$37,600.00
Faribault Public School District	FARIBAULT SENIOR HIGH	0656-01-080	2013	231	41	454.0	\$73,500.00
Faribault Public School District	FARIBAULT SENIOR HIGH	0656-01-080	2014	186	30	341.0	\$56,700.00
Faribault Public School District	FOCUS	0656-01-060	2012	fewer than 10	fewer than 10	0.0	\$0.00
Faribault Public School District	REFLECTIONS	0656-01-055	2009	fewer than 10	fewer than 10	0.0	\$0.00
Faribault Public School District	REFLECTIONS	0656-01-055	2014	fewer than 10	fewer than 10	0.0	\$0.00
Faribault Public School District	SECONDARY AREA LEARNING CNTR SUMMER	0656-01-082	2008	fewer than 10	fewer than 10	0.0	\$0.00
Faribault Public School District	SECONDARY AREA LEARNING CNTR SUMMER	0656-01-082	2009	fewer than 10	fewer than 10	0.0	\$0.00
Faribault Public School District	SECONDARY AREA LEARNING CNTR SUMMER	0656-01-082	2010	fewer than 10	fewer than 10	0.0	\$0.00
Faribault Public School District	SECONDARY AREA LEARNING CNTR SUMMER	0656-01-082	2011	fewer than 10	fewer than 10	0.0	\$0.00
Faribault Public School District	SECONDARY AREA LEARNING CNTR SUMMER	0656-01-082	2012	fewer than 10	fewer than 10	0.0	\$0.00
Faribault Public School District	SECONDARY AREA LEARNING CNTR SUMMER	0656-01-082	2014	fewer than 10	fewer than 10	0.0	\$0.00
Farmington Public School District	DAKOTA PRAIRIE AREA LEARNING CENTER	0192-01-050	2009	fewer than 10	fewer than 10	0.0	\$0.00
Farmington Public School District	DAKOTA PRAIRIE AREA LEARNING CENTER	0192-01-050	2010	fewer than 10	fewer than 10	0.0	\$0.00
Farmington Public School District	DAKOTA PRAIRIE AREA LEARNING CENTER	0192-01-050	2011	fewer than 10	fewer than 10	0.0	\$0.00
Farmington Public School District	DAKOTA PRAIRIE AREA LEARNING CENTER	0192-01-050	2012	11	fewer than 10	0.0	\$0.00
Farmington Public School District	DAKOTA PRAIRIE AREA LEARNING CENTER	0192-01-050	2013	10	fewer than 10	0.0	\$0.00
Farmington Public School District	DAKOTA PRAIRIE AREA LEARNING CENTER	0192-01-050	2014	fewer than 10	fewer than 10	0.0	\$0.00
Farmington Public School District	FARMINGTON HIGH SCHOOL	0192-01-020	2007	320	51	441.0	\$60,900.00
Farmington Public School District	FARMINGTON HIGH SCHOOL	0192-01-020	2008	339	74	566.0	\$80,900.00
Farmington Public School District	FARMINGTON HIGH SCHOOL	0192-01-020	2009	344	65	614.0	\$90,700.00
Farmington Public School District	FARMINGTON HIGH SCHOOL	0192-01-020	2010	346	80	599.0	\$91,300.00
Farmington Public School District	FARMINGTON HIGH SCHOOL	0192-01-020	2011	331	49	422.0	\$67,900.00
Farmington Public School District	FARMINGTON HIGH SCHOOL	0192-01-020	2012	359	68	503.0	\$82,200.00
Farmington Public School District	FARMINGTON HIGH SCHOOL	0192-01-020	2013	383	56	375.0	\$63,700.00
Farmington Public School District	FARMINGTON HIGH SCHOOL	0192-01-020	2014	401	45	339.0	\$56,000.00
Fergus Falls Area Sp. Ed. Coop.	LAKES AREA EDUCATION CENTER	0935-52-011	2010	fewer than 10	fewer than 10	0.0	\$0.00
Fergus Falls Public School District	FERGUS FALLS AREA LEARNING CENTER	0544-01-370	2007	fewer than 10	fewer than 10	0.0	\$0.00
Fergus Falls Public School District	FERGUS FALLS AREA LEARNING CENTER	0544-01-370	2008	11	fewer than 10	0.0	\$0.00
Fergus Falls Public School District	FERGUS FALLS AREA LEARNING CENTER	0544-01-370	2009	12	fewer than 10	0.0	\$0.00
Fergus Falls Public School District	FERGUS FALLS AREA LEARNING CENTER	0544-01-370	2010	14	fewer than 10	0.0	\$0.00
Fergus Falls Public School District	FERGUS FALLS AREA LEARNING CENTER	0544-01-370	2011	11	fewer than 10	0.0	\$0.00
Fergus Falls Public School District	FERGUS FALLS AREA LEARNING CENTER	0544-01-370	2012	fewer than 10	fewer than 10	0.0	\$0.00
Fergus Falls Public School District	FERGUS FALLS AREA LEARNING CENTER	0544-01-370	2013	fewer than 10	fewer than 10	0.0	\$0.00
Fergus Falls Public School District	FERGUS FALLS AREA LEARNING CENTER	0544-01-370	2014	19	fewer than 10	0.0	\$0.00
Fergus Falls Public School District	IQ ACADEMY MINNESOTA	0544-01-340	2007	fewer than 10	fewer than 10	0.0	\$0.00
Fergus Falls Public School District	IQ ACADEMY MINNESOTA	0544-01-340	2008	fewer than 10	fewer than 10	0.0	\$0.00

Fergus Falls Public School District	IQ ACADEMY MINNESOTA	0544-01-340	2009	fewer than 10	fewer than 10	0.0	\$0.00
Fergus Falls Public School District	IQ ACADEMY MINNESOTA	0544-01-340	2010	fewer than 10	fewer than 10	0.0	\$0.00
Fergus Falls Public School District	IQ ACADEMY MINNESOTA	0544-01-340	2011	18	fewer than 10	0.0	\$0.00
Fergus Falls Public School District	IQ ACADEMY MINNESOTA	0544-01-340	2012	23	fewer than 10	0.0	\$0.00
Fergus Falls Public School District	IQ ACADEMY MINNESOTA	0544-01-340	2013	28	fewer than 10	0.0	\$0.00
Fergus Falls Public School District	IQ ACADEMY MINNESOTA	0544-01-340	2014	29	fewer than 10	0.0	\$0.00
Fergus Falls Public School District	KENNEDY SECONDARY SCHOOL	0544-01-390	2007	163	39	178.0	\$25,400.00
Fergus Falls Public School District	KENNEDY SECONDARY SCHOOL	0544-01-390	2008	185	42	281.0	\$41,200.00
Fergus Falls Public School District	KENNEDY SECONDARY SCHOOL	0544-01-390	2009	171	37	196.0	\$28,800.00
Fergus Falls Public School District	KENNEDY SECONDARY SCHOOL	0544-01-390	2010	179	12	69.0	\$10,300.00
Fergus Falls Public School District	KENNEDY SECONDARY SCHOOL	0544-01-390	2011	203	28	173.0	\$28,700.00
Fergus Falls Public School District	KENNEDY SECONDARY SCHOOL	0544-01-390	2012	164	18	115.0	\$19,400.00
Fergus Falls Public School District	KENNEDY SECONDARY SCHOOL	0544-01-390	2013	173	12	87.0	\$14,100.00
Fergus Falls Public School District	KENNEDY SECONDARY SCHOOL	0544-01-390	2014	150	21	149.0	\$24,700.00
Fertile-Beltrami School District	FERTILE-BELTRAMI SECONDARY	0599-01-020	2007	49	fewer than 10	0.0	\$0.00
Fertile-Beltrami School District	FERTILE-BELTRAMI SECONDARY	0599-01-020	2008	39	fewer than 10	0.0	\$0.00
Fertile-Beltrami School District	FERTILE-BELTRAMI SECONDARY	0599-01-020	2009	39	10	56.0	\$8,400.00
Fertile-Beltrami School District	FERTILE-BELTRAMI SECONDARY	0599-01-020	2010	26	fewer than 10	0.0	\$0.00
Fertile-Beltrami School District	FERTILE-BELTRAMI SECONDARY	0599-01-020	2011	33	fewer than 10	0.0	\$0.00
Fertile-Beltrami School District	FERTILE-BELTRAMI SECONDARY	0599-01-020	2012	40	fewer than 10	0.0	\$0.00
Fertile-Beltrami School District	FERTILE-BELTRAMI SECONDARY	0599-01-020	2013	30	fewer than 10	0.0	\$0.00
Fertile-Beltrami School District	FERTILE-BELTRAMI SECONDARY	0599-01-020	2014	37	fewer than 10	0.0	\$0.00
Fillmore Central	FILLMORE CENTRAL SENIOR HIGH	2198-01-456	2007	52	fewer than 10	0.0	\$0.00
Fillmore Central	FILLMORE CENTRAL SENIOR HIGH	2198-01-456	2008	53	fewer than 10	0.0	\$0.00
Fillmore Central	FILLMORE CENTRAL SENIOR HIGH	2198-01-456	2009	53	11	105.0	\$16,000.00
Fillmore Central	FILLMORE CENTRAL SENIOR HIGH	2198-01-456	2010	46	10	58.0	\$9,100.00
Fillmore Central	FILLMORE CENTRAL SENIOR HIGH	2198-01-456	2011	41	fewer than 10	0.0	\$0.00
Fillmore Central	FILLMORE CENTRAL SENIOR HIGH	2198-01-456	2012	45	fewer than 10	0.0	\$0.00
Fillmore Central	FILLMORE CENTRAL SENIOR HIGH	2198-01-456	2013	38	fewer than 10	0.0	\$0.00
Fillmore Central	FILLMORE CENTRAL SENIOR HIGH	2198-01-456	2014	37	fewer than 10	0.0	\$0.00
Fillmore Central	ROOT RIVER PROGRAM	2198-01-301	2008	fewer than 10	fewer than 10	0.0	\$0.00
Fillmore Central	ROOT RIVER PROGRAM	2198-01-301	2012	fewer than 10	fewer than 10	0.0	\$0.00
Fillmore Central	ROOT RIVER PROGRAM	2198-01-301	2013	fewer than 10	fewer than 10	0.0	\$0.00
Fisher Public School District	FISHER SECONDARY	0600-01-002	2007	25	fewer than 10	0.0	\$0.00
Fisher Public School District	FISHER SECONDARY	0600-01-002	2008	21	fewer than 10	0.0	\$0.00
Fisher Public School District	FISHER SECONDARY	0600-01-002	2009	26	fewer than 10	0.0	\$0.00
Fisher Public School District	FISHER SECONDARY	0600-01-002	2010	27	fewer than 10	0.0	\$0.00
Fisher Public School District	FISHER SECONDARY	0600-01-002	2011	19	fewer than 10	0.0	\$0.00
Fisher Public School District	FISHER SECONDARY	0600-01-002	2012	21	fewer than 10	0.0	\$0.00
Fisher Public School District	FISHER SECONDARY	0600-01-002	2013	14	fewer than 10	0.0	\$0.00
Fisher Public School District	FISHER SECONDARY	0600-01-002	2014	19	fewer than 10	0.0	\$0.00
Floodwood Public School District	FLOODWOOD ALT. LEARNING PROGRAM	0698-01-030	2007	fewer than 10	fewer than 10	0.0	\$0.00
Floodwood Public School District	FLOODWOOD ALT. LEARNING PROGRAM	0698-01-030	2008	fewer than 10	fewer than 10	0.0	\$0.00
Floodwood Public School District	FLOODWOOD ALT. LEARNING PROGRAM	0698-01-030	2009	fewer than 10	fewer than 10	0.0	\$0.00
Floodwood Public School District	FLOODWOOD ALT. LEARNING PROGRAM	0698-01-030	2014	fewer than 10	fewer than 10	0.0	\$0.00

Floodwood Public School District	FLOODWOOD SECONDARY	0698-01-020	2007	25	fewer than 10	0.0	\$0.00
Floodwood Public School District	FLOODWOOD SECONDARY	0698-01-020	2008	31	fewer than 10	0.0	\$0.00
Floodwood Public School District	FLOODWOOD SECONDARY	0698-01-020	2009	32	10	89.0	\$12,100.00
Floodwood Public School District	FLOODWOOD SECONDARY	0698-01-020	2010	27	fewer than 10	0.0	\$0.00
Floodwood Public School District	FLOODWOOD SECONDARY	0698-01-020	2011	30	fewer than 10	0.0	\$0.00
Floodwood Public School District	FLOODWOOD SECONDARY	0698-01-020	2012	23	fewer than 10	0.0	\$0.00
Floodwood Public School District	FLOODWOOD SECONDARY	0698-01-020	2013	17	fewer than 10	0.0	\$0.00
Floodwood Public School District	FLOODWOOD SECONDARY	0698-01-020	2014	21	fewer than 10	0.0	\$0.00
Foley Public School District	FOLEY SENIOR HIGH	0051-01-020	2007	130	14	46.0	\$7,200.00
Foley Public School District	FOLEY SENIOR HIGH	0051-01-020	2008	119	17	103.0	\$15,000.00
Foley Public School District	FOLEY SENIOR HIGH	0051-01-020	2009	111	13	55.0	\$8,500.00
Foley Public School District	FOLEY SENIOR HIGH	0051-01-020	2010	114	16	105.0	\$15,900.00
Foley Public School District	FOLEY SENIOR HIGH	0051-01-020	2011	109	fewer than 10	0.0	\$0.00
Foley Public School District	FOLEY SENIOR HIGH	0051-01-020	2012	132	12	75.0	\$12,300.00
Foley Public School District	FOLEY SENIOR HIGH	0051-01-020	2013	108	10	66.0	\$11,000.00
Foley Public School District	FOLEY SENIOR HIGH	0051-01-020	2014	123	20	112.0	\$19,600.00
Fond du Lac Ojibwe	FOND DU LAC OJIBWE SCHOOL	1094-34-030	2007	11	fewer than 10	0.0	\$0.00
Fond du Lac Ojibwe	FOND DU LAC OJIBWE SCHOOL	1094-34-030	2008	fewer than 10	fewer than 10	0.0	\$0.00
Fond du Lac Ojibwe	FOND DU LAC OJIBWE SCHOOL	1094-34-030	2009	fewer than 10	fewer than 10	0.0	\$0.00
Fond du Lac Ojibwe	FOND DU LAC OJIBWE SCHOOL	1094-34-030	2010	15	fewer than 10	0.0	\$0.00
Fond du Lac Ojibwe	FOND DU LAC OJIBWE SCHOOL	1094-34-030	2011	15	fewer than 10	0.0	\$0.00
Fond du Lac Ojibwe	FOND DU LAC OJIBWE SCHOOL	1094-34-030	2012	16	fewer than 10	0.0	\$0.00
Fond du Lac Ojibwe	FOND DU LAC OJIBWE SCHOOL	1094-34-030	2013	17	fewer than 10	0.0	\$0.00
Fond du Lac Ojibwe	FOND DU LAC OJIBWE SCHOOL	1094-34-030	2014	12	fewer than 10	0.0	\$0.00
Forest Lake Public School District	FOREST LAKE AREA LEARNING CENTER	0831-01-113	2007	19	fewer than 10	0.0	\$0.00
Forest Lake Public School District	FOREST LAKE AREA LEARNING CENTER	0831-01-113	2008	15	fewer than 10	0.0	\$0.00
Forest Lake Public School District	FOREST LAKE AREA LEARNING CENTER	0831-01-113	2009	27	fewer than 10	0.0	\$0.00
Forest Lake Public School District	FOREST LAKE AREA LEARNING CENTER	0831-01-113	2010	18	fewer than 10	0.0	\$0.00
Forest Lake Public School District	FOREST LAKE AREA LEARNING CENTER	0831-01-113	2011	26	fewer than 10	0.0	\$0.00
Forest Lake Public School District	FOREST LAKE AREA LEARNING CENTER	0831-01-113	2012	10	fewer than 10	0.0	\$0.00
Forest Lake Public School District	FOREST LAKE AREA LEARNING CENTER	0831-01-113	2013	24	fewer than 10	0.0	\$0.00
Forest Lake Public School District	FOREST LAKE AREA LEARNING CENTER	0831-01-113	2014	23	fewer than 10	0.0	\$0.00
Forest Lake Public School District	FOREST LAKE SENIOR HIGH	0831-01-114	2007	533	126	1,229.0	\$163,400.00
Forest Lake Public School District	FOREST LAKE SENIOR HIGH	0831-01-114	2008	511	107	905.0	\$122,000.00
Forest Lake Public School District	FOREST LAKE SENIOR HIGH	0831-01-114	2009	501	98	864.0	\$121,900.00
Forest Lake Public School District	FOREST LAKE SENIOR HIGH	0831-01-114	2010	490	102	1,024.0	\$151,200.00
Forest Lake Public School District	FOREST LAKE SENIOR HIGH	0831-01-114	2011	455	82	688.0	\$108,300.00
Forest Lake Public School District	FOREST LAKE SENIOR HIGH	0831-01-114	2012	453	83	673.0	\$110,200.00
Forest Lake Public School District	FOREST LAKE SENIOR HIGH	0831-01-114	2013	446	65	586.0	\$95,500.00
Forest Lake Public School District	FOREST LAKE SENIOR HIGH	0831-01-114	2014	391	39	370.0	\$58,400.00
Forest Lake Public School District	LAKES ED. CENTER	0831-01-117	2008	fewer than 10	fewer than 10	0.0	\$0.00
Forest Lake Public School District	LAKES ED. CENTER	0831-01-117	2009	fewer than 10	fewer than 10	0.0	\$0.00
Forest Lake Public School District	SOUTHWEST JR.	0831-01-116	2007	fewer than 10	fewer than 10	0.0	\$0.00
Forest Lake Public School District	TOWN SQUARE CENTER	0831-01-118	2007	fewer than 10	fewer than 10	0.0	\$0.00
Forest Lake Public School District	TOWN SQUARE CENTER	0831-01-118	2008	fewer than 10	fewer than 10	0.0	\$0.00

Forest Lake Public School District	TOWN SQUARE CENTER	0831-01-118	2009	fewer than 10	fewer than 10	0.0	\$0.00
Forest Lake Public School District	TOWN SQUARE CENTER	0831-01-118	2010	14	fewer than 10	0.0	\$0.00
Forest Lake Public School District	TOWN SQUARE CENTER	0831-01-118	2011	10	fewer than 10	0.0	\$0.00
Forest Lake Public School District	TOWN SQUARE CENTER	0831-01-118	2012	13	fewer than 10	0.0	\$0.00
Forest Lake Public School District	TOWN SQUARE CENTER	0831-01-118	2013	17	fewer than 10	0.0	\$0.00
Forest Lake Public School District	TOWN SQUARE CENTER	0831-01-118	2014	12	fewer than 10	0.0	\$0.00
Fosston Public School District	FOSSTON SECONDARY	0601-01-020	2007	44	fewer than 10	0.0	\$0.00
Fosston Public School District	FOSSTON SECONDARY	0601-01-020	2008	43	fewer than 10	0.0	\$0.00
Fosston Public School District	FOSSTON SECONDARY	0601-01-020	2009	46	fewer than 10	0.0	\$0.00
Fosston Public School District	FOSSTON SECONDARY	0601-01-020	2010	49	fewer than 10	0.0	\$0.00
Fosston Public School District	FOSSTON SECONDARY	0601-01-020	2011	52	11	75.0	\$11,900.00
Fosston Public School District	FOSSTON SECONDARY	0601-01-020	2012	34	fewer than 10	0.0	\$0.00
Fosston Public School District	FOSSTON SECONDARY	0601-01-020	2013	54	fewer than 10	0.0	\$0.00
Fosston Public School District	FOSSTON SECONDARY	0601-01-020	2014	50	fewer than 10	0.0	\$0.00
Franconia Public School District	FRANCONIA SCHOOL RECORD	0323-02-010	2007	fewer than 10	fewer than 10	0.0	\$0.00
Franconia Public School District	FRANCONIA SCHOOL RECORD	0323-02-010	2008	fewer than 10	fewer than 10	0.0	\$0.00
Franconia Public School District	FRANCONIA SCHOOL RECORD	0323-02-010	2009	fewer than 10	fewer than 10	0.0	\$0.00
Franconia Public School District	FRANCONIA SCHOOL RECORD	0323-02-010	2011	fewer than 10	fewer than 10	0.0	\$0.00
Franconia Public School District	FRANCONIA SCHOOL RECORD	0323-02-010	2012	fewer than 10	fewer than 10	0.0	\$0.00
Franconia Public School District	FRANCONIA SCHOOL RECORD	0323-02-010	2013	fewer than 10	fewer than 10	0.0	\$0.00
Franconia Public School District	FRANCONIA SCHOOL RECORD	0323-02-010	2014	fewer than 10	fewer than 10	0.0	\$0.00
Frazee-Vergas Public School Dist.	FRAZEE SECONDARY	0023-01-020	2007	85	17	92.0	\$13,300.00
Frazee-Vergas Public School Dist.	FRAZEE SECONDARY	0023-01-020	2008	75	15	63.0	\$9,000.00
Frazee-Vergas Public School Dist.	FRAZEE SECONDARY	0023-01-020	2009	69	fewer than 10	0.0	\$0.00
Frazee-Vergas Public School Dist.	FRAZEE SECONDARY	0023-01-020	2010	58	fewer than 10	0.0	\$0.00
Frazee-Vergas Public School Dist.	FRAZEE SECONDARY	0023-01-020	2011	63	fewer than 10	0.0	\$0.00
Frazee-Vergas Public School Dist.	FRAZEE SECONDARY	0023-01-020	2012	49	fewer than 10	0.0	\$0.00
Frazee-Vergas Public School Dist.	FRAZEE SECONDARY	0023-01-020	2013	51	fewer than 10	0.0	\$0.00
Frazee-Vergas Public School Dist.	FRAZEE SECONDARY	0023-01-020	2014	66	fewer than 10	0.0	\$0.00
Freshwater Ed. Dist.	FRESHWATER ED. DIST. ALC	6004-61-020	2007	42	fewer than 10	0.0	\$0.00
Freshwater Ed. Dist.	FRESHWATER ED. DIST. ALC	6004-61-020	2008	43	fewer than 10	0.0	\$0.00
Freshwater Ed. Dist.	FRESHWATER ED. DIST. ALC	6004-61-020	2009	48	fewer than 10	0.0	\$0.00
Freshwater Ed. Dist.	FRESHWATER ED. DIST. ALC	6004-61-020	2010	45	fewer than 10	0.0	\$0.00
Freshwater Ed. Dist.	FRESHWATER ED. DIST. ALC	6004-61-020	2011	54	fewer than 10	0.0	\$0.00
Freshwater Ed. Dist.	FRESHWATER ED. DIST. ALC	6004-61-020	2012	44	fewer than 10	0.0	\$0.00
Freshwater Ed. Dist.	FRESHWATER ED. DIST. ALC	6004-61-020	2013	58	fewer than 10	0.0	\$0.00
Freshwater Ed. Dist.	FRESHWATER ED. DIST. ALC	6004-61-020	2014	44	fewer than 10	0.0	\$0.00
Freshwater Ed. Dist.	WHITE PINE ACADEMY	6004-61-040	2008	fewer than 10	fewer than 10	0.0	\$0.00
Fridley Public School District	FRIDLEY MOORE LK AREA LEARNING CTR	0014-01-552	2007	24	fewer than 10	0.0	\$0.00
Fridley Public School District	FRIDLEY MOORE LK AREA LEARNING CTR	0014-01-552	2008	23	fewer than 10	0.0	\$0.00
Fridley Public School District	FRIDLEY MOORE LK AREA LEARNING CTR	0014-01-552	2009	19	fewer than 10	0.0	\$0.00
Fridley Public School District	FRIDLEY MOORE LK AREA LEARNING CTR	0014-01-552	2010	18	fewer than 10	0.0	\$0.00
Fridley Public School District	FRIDLEY MOORE LK AREA LEARNING CTR	0014-01-552	2011	19	fewer than 10	0.0	\$0.00
Fridley Public School District	FRIDLEY MOORE LK AREA LEARNING CTR	0014-01-552	2012	20	fewer than 10	0.0	\$0.00
Fridley Public School District	FRIDLEY MOORE LK AREA LEARNING CTR	0014-01-552	2013	28	fewer than 10	0.0	\$0.00

Fridley Public School District	FRIDLEY MOORE LK AREA LEARNING CTR	0014-01-552	2014	29	fewer than 10	0.0	\$0.00
Fridley Public School District	FRIDLEY SENIOR HIGH	0014-01-022	2007	145	32	389.0	\$49,200.00
Fridley Public School District	FRIDLEY SENIOR HIGH	0014-01-022	2008	180	46	502.0	\$68,500.00
Fridley Public School District	FRIDLEY SENIOR HIGH	0014-01-022	2009	179	39	325.0	\$45,100.00
Fridley Public School District	FRIDLEY SENIOR HIGH	0014-01-022	2010	183	45	393.0	\$59,900.00
Fridley Public School District	FRIDLEY SENIOR HIGH	0014-01-022	2011	164	50	440.0	\$67,800.00
Fridley Public School District	FRIDLEY SENIOR HIGH	0014-01-022	2012	166	42	403.0	\$66,800.00
Fridley Public School District	FRIDLEY SENIOR HIGH	0014-01-022	2013	158	38	328.0	\$51,800.00
Fridley Public School District	FRIDLEY SENIOR HIGH	0014-01-022	2014	184	39	317.0	\$50,600.00
Fridley Public School District	TRANSITIONS SCHOOL	0014-01-551	2008	fewer than 10	fewer than 10	0.0	\$0.00
Fridley Public School District	TRANSITIONS SCHOOL	0014-01-551	2009	fewer than 10	fewer than 10	0.0	\$0.00
Fridley Public School District	TRANSITIONS SCHOOL	0014-01-551	2010	fewer than 10	fewer than 10	0.0	\$0.00
Fridley Public School District	TRANSITIONS SCHOOL	0014-01-551	2011	fewer than 10	fewer than 10	0.0	\$0.00
Fridley Public School District	TRANSITIONS SCHOOL	0014-01-551	2013	12	fewer than 10	0.0	\$0.00
Fridley Public School District	TRANSITIONS SCHOOL	0014-01-551	2014	15	fewer than 10	0.0	\$0.00
Fulda Public School District	FULDA SECONDARY	0505-01-020	2007	51	fewer than 10	0.0	\$0.00
Fulda Public School District	FULDA SECONDARY	0505-01-020	2008	54	fewer than 10	0.0	\$0.00
Fulda Public School District	FULDA SECONDARY	0505-01-020	2009	51	fewer than 10	0.0	\$0.00
Fulda Public School District	FULDA SECONDARY	0505-01-020	2010	44	fewer than 10	0.0	\$0.00
Fulda Public School District	FULDA SECONDARY	0505-01-020	2011	46	fewer than 10	0.0	\$0.00
Fulda Public School District	FULDA SECONDARY	0505-01-020	2012	43	fewer than 10	0.0	\$0.00
Fulda Public School District	FULDA SECONDARY	0505-01-020	2013	36	fewer than 10	0.0	\$0.00
Fulda Public School District	FULDA SECONDARY	0505-01-020	2014	30	fewer than 10	0.0	\$0.00
Fulda Public School District	PRAXIS PROGRAM	0505-01-030	2007	fewer than 10	fewer than 10	0.0	\$0.00
Fulda Public School District	PRAXIS PROGRAM	0505-01-030	2008	fewer than 10	fewer than 10	0.0	\$0.00
G.F.W.	G.F.W. SR.	2365-01-020	2007	76	15	72.0	\$10,500.00
G.F.W.	G.F.W. SR.	2365-01-020	2008	65	19	93.0	\$14,000.00
G.F.W.	G.F.W. SR.	2365-01-020	2009	61	fewer than 10	0.0	\$0.00
G.F.W.	G.F.W. SR.	2365-01-020	2010	68	18	120.0	\$18,400.00
G.F.W.	G.F.W. SR.	2365-01-020	2011	65	15	96.0	\$15,500.00
G.F.W.	G.F.W. SR.	2365-01-020	2012	55	14	126.0	\$21,400.00
G.F.W.	G.F.W. SR.	2365-01-020	2013	70	13	104.0	\$18,200.00
G.F.W.	G.F.W. SR.	2365-01-020	2014	58	10	51.0	\$9,400.00
Glencoe-Silver Lake School District	GLENCOE-SILVER LAKE ALP	2859-01-070	2007	fewer than 10	fewer than 10	0.0	\$0.00
Glencoe-Silver Lake School District	GLENCOE-SILVER LAKE SENIOR HIGH	2859-01-060	2007	139	26	129.0	\$18,800.00
Glencoe-Silver Lake School District	GLENCOE-SILVER LAKE SENIOR HIGH	2859-01-060	2008	123	27	104.0	\$15,600.00
Glencoe-Silver Lake School District	GLENCOE-SILVER LAKE SENIOR HIGH	2859-01-060	2009	139	19	91.0	\$14,500.00
Glencoe-Silver Lake School District	GLENCOE-SILVER LAKE SENIOR HIGH	2859-01-060	2010	120	24	166.0	\$26,300.00
Glencoe-Silver Lake School District	GLENCOE-SILVER LAKE SENIOR HIGH	2859-01-060	2011	141	25	143.0	\$23,600.00
Glencoe-Silver Lake School District	GLENCOE-SILVER LAKE SENIOR HIGH	2859-01-060	2012	128	38	274.0	\$46,600.00
Glencoe-Silver Lake School District	GLENCOE-SILVER LAKE SENIOR HIGH	2859-01-060	2013	133	21	209.0	\$33,700.00
Glencoe-Silver Lake School District	GLENCOE-SILVER LAKE SENIOR HIGH	2859-01-060	2014	102	13	70.0	\$12,400.00
Glenville-Emmons School District	GLENVILLE-EMMONS SECONDARY	2886-01-300	2007	36	fewer than 10	0.0	\$0.00
Glenville-Emmons School District	GLENVILLE-EMMONS SECONDARY	2886-01-300	2008	27	fewer than 10	0.0	\$0.00
Glenville-Emmons School District	GLENVILLE-EMMONS SECONDARY	2886-01-300	2009	34	fewer than 10	0.0	\$0.00

Glenville-Emmons School District	GLENVILLE-EMMONS SECONDARY	2886-01-300	2010	34	fewer than 10	0.0	\$0.00
Glenville-Emmons School District	GLENVILLE-EMMONS SECONDARY	2886-01-300	2011	30	fewer than 10	0.0	\$0.00
Glenville-Emmons School District	GLENVILLE-EMMONS SECONDARY	2886-01-300	2012	27	fewer than 10	0.0	\$0.00
Glenville-Emmons School District	GLENVILLE-EMMONS SECONDARY	2886-01-300	2013	34	fewer than 10	0.0	\$0.00
Glenville-Emmons School District	GLENVILLE-EMMONS SECONDARY	2886-01-300	2014	31	fewer than 10	0.0	\$0.00
Goodhue County Education District	GOODHUE COUNTY EDUCATION DIST.	6051-61-010	2007	11	fewer than 10	0.0	\$0.00
Goodhue County Education District	GOODHUE COUNTY EDUCATION DIST.	6051-61-010	2008	12	fewer than 10	0.0	\$0.00
Goodhue County Education District	GOODHUE COUNTY EDUCATION DIST.	6051-61-010	2009	12	fewer than 10	0.0	\$0.00
Goodhue County Education District	GOODHUE COUNTY EDUCATION DIST.	6051-61-010	2010	fewer than 10	fewer than 10	0.0	\$0.00
Goodhue County Education District	GOODHUE COUNTY EDUCATION DIST.	6051-61-010	2011	fewer than 10	fewer than 10	0.0	\$0.00
Goodhue County Education District	GOODHUE COUNTY EDUCATION DIST.	6051-61-010	2012	10	fewer than 10	0.0	\$0.00
Goodhue County Education District	GOODHUE COUNTY EDUCATION DIST.	6051-61-010	2013	12	fewer than 10	0.0	\$0.00
Goodhue County Education District	GOODHUE COUNTY EDUCATION DIST.	6051-61-010	2014	fewer than 10	fewer than 10	0.0	\$0.00
Goodhue County Education District	Red Wing High School Independent St	6051-61-631	2014	fewer than 10	fewer than 10	0.0	\$0.00
Goodhue County Education District	Tower View Alternative High School	6051-61-621	2014	25	fewer than 10	0.0	\$0.00
Goodhue County Education District	Zumbrota Mazeppa High School Day Pr	6051-61-632	2014	fewer than 10	fewer than 10	0.0	\$0.00
Goodhue Public School District	GOODHUE SECONDARY	0253-01-002	2007	33	fewer than 10	0.0	\$0.00
Goodhue Public School District	GOODHUE SECONDARY	0253-01-002	2008	48	15	126.0	\$17,700.00
Goodhue Public School District	GOODHUE SECONDARY	0253-01-002	2009	54	fewer than 10	0.0	\$0.00
Goodhue Public School District	GOODHUE SECONDARY	0253-01-002	2010	49	fewer than 10	0.0	\$0.00
Goodhue Public School District	GOODHUE SECONDARY	0253-01-002	2011	59	15	106.0	\$17,600.00
Goodhue Public School District	GOODHUE SECONDARY	0253-01-002	2012	46	10	102.0	\$17,000.00
Goodhue Public School District	GOODHUE SECONDARY	0253-01-002	2013	45	fewer than 10	0.0	\$0.00
Goodhue Public School District	GOODHUE SECONDARY	0253-01-002	2014	44	fewer than 10	0.0	\$0.00
Goodridge Public School District	GOODRIDGE SECONDARY	0561-01-020	2007	13	fewer than 10	0.0	\$0.00
Goodridge Public School District	GOODRIDGE SECONDARY	0561-01-020	2008	14	fewer than 10	0.0	\$0.00
Goodridge Public School District	GOODRIDGE SECONDARY	0561-01-020	2009	14	fewer than 10	0.0	\$0.00
Goodridge Public School District	GOODRIDGE SECONDARY	0561-01-020	2010	10	fewer than 10	0.0	\$0.00
Goodridge Public School District	GOODRIDGE SECONDARY	0561-01-020	2011	12	fewer than 10	0.0	\$0.00
Goodridge Public School District	GOODRIDGE SECONDARY	0561-01-020	2012	16	fewer than 10	0.0	\$0.00
Goodridge Public School District	GOODRIDGE SECONDARY	0561-01-020	2013	fewer than 10	fewer than 10	0.0	\$0.00
Goodridge Public School District	GOODRIDGE SECONDARY	0561-01-020	2014	fewer than 10	fewer than 10	0.0	\$0.00
Granada Huntley-East Chain	GRANADA-HUNTLEY EAST CHAIN SEC.	2536-01-020	2007	27	fewer than 10	0.0	\$0.00
Granada Huntley-East Chain	GRANADA-HUNTLEY EAST CHAIN SEC.	2536-01-020	2008	27	fewer than 10	0.0	\$0.00
Granada Huntley-East Chain	GRANADA-HUNTLEY EAST CHAIN SEC.	2536-01-020	2009	28	fewer than 10	0.0	\$0.00
Granada Huntley-East Chain	GRANADA-HUNTLEY EAST CHAIN SEC.	2536-01-020	2010	27	fewer than 10	0.0	\$0.00
Granada Huntley-East Chain	GRANADA-HUNTLEY EAST CHAIN SEC.	2536-01-020	2011	28	fewer than 10	0.0	\$0.00
Granada Huntley-East Chain	GRANADA-HUNTLEY EAST CHAIN SEC.	2536-01-020	2012	21	fewer than 10	0.0	\$0.00
Granada Huntley-East Chain	GRANADA-HUNTLEY EAST CHAIN SEC.	2536-01-020	2013	15	fewer than 10	0.0	\$0.00
Granada Huntley-East Chain	GRANADA-HUNTLEY EAST CHAIN SEC.	2536-01-020	2014	19	fewer than 10	0.0	\$0.00
Grand Meadow Public School District	GRAND MEADOW SENIOR HIGH	0495-01-030	2007	25	fewer than 10	0.0	\$0.00
Grand Meadow Public School District	GRAND MEADOW SENIOR HIGH	0495-01-030	2008	29	fewer than 10	0.0	\$0.00
Grand Meadow Public School District	GRAND MEADOW SENIOR HIGH	0495-01-030	2009	32	fewer than 10	0.0	\$0.00
Grand Meadow Public School District	GRAND MEADOW SENIOR HIGH	0495-01-030	2010	24	fewer than 10	0.0	\$0.00
Grand Meadow Public School District	GRAND MEADOW SENIOR HIGH	0495-01-030	2011	22	fewer than 10	0.0	\$0.00

Grand Meadow Public School District	GRAND MEADOW SENIOR HIGH	0495-01-030	2012	21	fewer than 10	0.0	\$0.00
Grand Meadow Public School District	GRAND MEADOW SENIOR HIGH	0495-01-030	2013	31	10	108.0	\$18,100.00
Grand Meadow Public School District	GRAND MEADOW SENIOR HIGH	0495-01-030	2014	16	fewer than 10	0.0	\$0.00
Grand Rapids Public School District	BIGFORK SECONDARY	0318-01-350	2007	19	fewer than 10	0.0	\$0.00
Grand Rapids Public School District	BIGFORK SECONDARY	0318-01-350	2008	20	fewer than 10	0.0	\$0.00
Grand Rapids Public School District	BIGFORK SECONDARY	0318-01-350	2009	17	fewer than 10	0.0	\$0.00
Grand Rapids Public School District	BIGFORK SECONDARY	0318-01-350	2010	19	fewer than 10	0.0	\$0.00
Grand Rapids Public School District	BIGFORK SECONDARY	0318-01-350	2011	22	fewer than 10	0.0	\$0.00
Grand Rapids Public School District	BIGFORK SECONDARY	0318-01-350	2012	28	fewer than 10	0.0	\$0.00
Grand Rapids Public School District	BIGFORK SECONDARY	0318-01-350	2013	24	fewer than 10	0.0	\$0.00
Grand Rapids Public School District	BIGFORK SECONDARY	0318-01-350	2014	23	fewer than 10	0.0	\$0.00
Grand Rapids Public School District	GRAND RAPIDS AREA LEARNING CENTER	0318-01-365	2007	48	fewer than 10	0.0	\$0.00
Grand Rapids Public School District	GRAND RAPIDS AREA LEARNING CENTER	0318-01-365	2008	45	fewer than 10	0.0	\$0.00
Grand Rapids Public School District	GRAND RAPIDS AREA LEARNING CENTER	0318-01-365	2009	62	fewer than 10	0.0	\$0.00
Grand Rapids Public School District	GRAND RAPIDS AREA LEARNING CENTER	0318-01-365	2010	57	12	66.0	\$9,600.00
Grand Rapids Public School District	GRAND RAPIDS AREA LEARNING CENTER	0318-01-365	2011	51	fewer than 10	0.0	\$0.00
Grand Rapids Public School District	GRAND RAPIDS AREA LEARNING CENTER	0318-01-365	2012	49	fewer than 10	0.0	\$0.00
Grand Rapids Public School District	GRAND RAPIDS AREA LEARNING CENTER	0318-01-365	2013	53	fewer than 10	0.0	\$0.00
Grand Rapids Public School District	GRAND RAPIDS AREA LEARNING CENTER	0318-01-365	2014	51	fewer than 10	0.0	\$0.00
Grand Rapids Public School District	GRAND RAPIDS SENIOR HIGH	0318-01-360	2007	301	72	486.0	\$63,600.00
Grand Rapids Public School District	GRAND RAPIDS SENIOR HIGH	0318-01-360	2008	250	55	395.0	\$53,100.00
Grand Rapids Public School District	GRAND RAPIDS SENIOR HIGH	0318-01-360	2009	262	64	470.0	\$65,500.00
Grand Rapids Public School District	GRAND RAPIDS SENIOR HIGH	0318-01-360	2010	238	58	455.0	\$66,300.00
Grand Rapids Public School District	GRAND RAPIDS SENIOR HIGH	0318-01-360	2011	233	76	572.0	\$89,100.00
Grand Rapids Public School District	GRAND RAPIDS SENIOR HIGH	0318-01-360	2012	237	64	483.0	\$79,900.00
Grand Rapids Public School District	GRAND RAPIDS SENIOR HIGH	0318-01-360	2013	238	52	414.0	\$67,900.00
Grand Rapids Public School District	GRAND RAPIDS SENIOR HIGH	0318-01-360	2014	229	30	174.0	\$27,800.00
Grand Rapids Public School District	ITASKIN EDUCATION CENTER	0318-01-227	2008	fewer than 10	fewer than 10	0.0	\$0.00
Grand Rapids Public School District	ITASKIN EDUCATION CENTER	0318-01-227	2009	fewer than 10	fewer than 10	0.0	\$0.00
Grand Rapids Public School District	ITASKIN EDUCATION CENTER	0318-01-227	2012	fewer than 10	fewer than 10	0.0	\$0.00
Grand Rapids Public School District	ITASKIN EDUCATION CENTER	0318-01-227	2014	fewer than 10	fewer than 10	0.0	\$0.00
Grand Rapids Public School District	SUCCESS PROGRAM	0318-01-222	2008	fewer than 10	fewer than 10	0.0	\$0.00
Grand Rapids Public School District	SUCCESS PROGRAM	0318-01-222	2009	fewer than 10	fewer than 10	0.0	\$0.00
Grand Rapids Public School District	WILDERNESS ENDEAVORS PROGRAM	0318-01-326	2009	fewer than 10	fewer than 10	0.0	\$0.00
Great River School	GREAT RIVER SCHOOL	4105-07-010	2007	fewer than 10	fewer than 10	0.0	\$0.00
Great River School	GREAT RIVER SCHOOL	4105-07-010	2008	19	fewer than 10	0.0	\$0.00
Great River School	GREAT RIVER SCHOOL	4105-07-010	2009	19	fewer than 10	0.0	\$0.00
Great River School	GREAT RIVER SCHOOL	4105-07-010	2010	24	fewer than 10	0.0	\$0.00
Great River School	GREAT RIVER SCHOOL	4105-07-010	2011	29	fewer than 10	0.0	\$0.00
Great River School	GREAT RIVER SCHOOL	4105-07-010	2012	34	fewer than 10	0.0	\$0.00
Great River School	GREAT RIVER SCHOOL	4105-07-010	2013	29	fewer than 10	0.0	\$0.00
Great River School	GREAT RIVER SCHOOL	4105-07-010	2014	33	fewer than 10	0.0	\$0.00
Greenbush-Middle River School Dist.	GREENBUSH-MIDDLE RIVER SENIOR HIGH	2683-01-020	2007	30	fewer than 10	0.0	\$0.00
Greenbush-Middle River School Dist.	GREENBUSH-MIDDLE RIVER SENIOR HIGH	2683-01-020	2008	38	fewer than 10	0.0	\$0.00
Greenbush-Middle River School Dist.	GREENBUSH-MIDDLE RIVER SENIOR HIGH	2683-01-020	2009	29	fewer than 10	0.0	\$0.00

Greenbush-Middle River School Dist.	GREENBUSH-MIDDLE RIVER SENIOR HIGH	2683-01-020	2010	44	fewer than 10	0.0	\$0.00
Greenbush-Middle River School Dist.	GREENBUSH-MIDDLE RIVER SENIOR HIGH	2683-01-020	2011	36	fewer than 10	0.0	\$0.00
Greenbush-Middle River School Dist.	GREENBUSH-MIDDLE RIVER SENIOR HIGH	2683-01-020	2012	29	fewer than 10	0.0	\$0.00
Greenbush-Middle River School Dist.	GREENBUSH-MIDDLE RIVER SENIOR HIGH	2683-01-020	2013	42	fewer than 10	0.0	\$0.00
Greenbush-Middle River School Dist.	GREENBUSH-MIDDLE RIVER SENIOR HIGH	2683-01-020	2014	29	fewer than 10	0.0	\$0.00
Greenway Public School District	GREENWAY SENIOR HIGH	0316-01-310	2007	81	22	151.0	\$19,300.00
Greenway Public School District	GREENWAY SENIOR HIGH	0316-01-310	2008	68	15	126.0	\$16,500.00
Greenway Public School District	GREENWAY SENIOR HIGH	0316-01-310	2009	71	21	148.0	\$20,100.00
Greenway Public School District	GREENWAY SENIOR HIGH	0316-01-310	2010	81	24	172.0	\$25,400.00
Greenway Public School District	GREENWAY SENIOR HIGH	0316-01-310	2011	69	25	186.0	\$29,000.00
Greenway Public School District	GREENWAY SENIOR HIGH	0316-01-310	2012	60	17	140.0	\$22,100.00
Greenway Public School District	GREENWAY SENIOR HIGH	0316-01-310	2013	70	17	124.0	\$19,600.00
Greenway Public School District	GREENWAY SENIOR HIGH	0316-01-310	2014	64	11	72.0	\$11,600.00
Grygla Public School District	GRYGLA SECONDARY	0447-01-003	2007	16	fewer than 10	0.0	\$0.00
Grygla Public School District	GRYGLA SECONDARY	0447-01-003	2008	19	fewer than 10	0.0	\$0.00
Grygla Public School District	GRYGLA SECONDARY	0447-01-003	2009	20	fewer than 10	0.0	\$0.00
Grygla Public School District	GRYGLA SECONDARY	0447-01-003	2010	15	fewer than 10	0.0	\$0.00
Grygla Public School District	GRYGLA SECONDARY	0447-01-003	2011	22	10	43.0	\$7,000.00
Grygla Public School District	GRYGLA SECONDARY	0447-01-003	2012	16	fewer than 10	0.0	\$0.00
Grygla Public School District	GRYGLA SECONDARY	0447-01-003	2013	17	fewer than 10	0.0	\$0.00
Grygla Public School District	GRYGLA SECONDARY	0447-01-003	2014	15	fewer than 10	0.0	\$0.00
Hancock Public School District	HANCOCK SEC.	0768-01-020	2007	18	fewer than 10	0.0	\$0.00
Hancock Public School District	HANCOCK SEC.	0768-01-020	2008	22	fewer than 10	0.0	\$0.00
Hancock Public School District	HANCOCK SEC.	0768-01-020	2009	19	fewer than 10	0.0	\$0.00
Hancock Public School District	HANCOCK SEC.	0768-01-020	2010	27	11	51.0	\$7,900.00
Hancock Public School District	HANCOCK SEC.	0768-01-020	2011	12	fewer than 10	0.0	\$0.00
Hancock Public School District	HANCOCK SEC.	0768-01-020	2012	20	fewer than 10	0.0	\$0.00
Hancock Public School District	HANCOCK SEC.	0768-01-020	2013	15	fewer than 10	0.0	\$0.00
Hancock Public School District	HANCOCK SEC.	0768-01-020	2014	14	fewer than 10	0.0	\$0.00
Harbor City International Charter	HARBOR CITY INTERNATIONAL CHARTER	4085-07-010	2007	45	fewer than 10	0.0	\$0.00
Harbor City International Charter	HARBOR CITY INTERNATIONAL CHARTER	4085-07-010	2008	37	fewer than 10	0.0	\$0.00
Harbor City International Charter	HARBOR CITY INTERNATIONAL CHARTER	4085-07-010	2009	49	12	98.0	\$13,500.00
Harbor City International Charter	HARBOR CITY INTERNATIONAL CHARTER	4085-07-010	2010	34	fewer than 10	0.0	\$0.00
Harbor City International Charter	HARBOR CITY INTERNATIONAL CHARTER	4085-07-010	2011	38	fewer than 10	0.0	\$0.00
Harbor City International Charter	HARBOR CITY INTERNATIONAL CHARTER	4085-07-010	2012	37	fewer than 10	0.0	\$0.00
Harbor City International Charter	HARBOR CITY INTERNATIONAL CHARTER	4085-07-010	2013	31	fewer than 10	0.0	\$0.00
Harbor City International Charter	HARBOR CITY INTERNATIONAL CHARTER	4085-07-010	2014	43	fewer than 10	0.0	\$0.00
Hastings Public School District	HASTINGS ALTERNATIVE CENTER	0200-01-136	2007	19	fewer than 10	0.0	\$0.00
Hastings Public School District	HASTINGS ALTERNATIVE CENTER	0200-01-136	2008	22	fewer than 10	0.0	\$0.00
Hastings Public School District	HASTINGS ALTERNATIVE CENTER	0200-01-136	2009	19	fewer than 10	0.0	\$0.00
Hastings Public School District	HASTINGS ALTERNATIVE CENTER	0200-01-136	2010	20	fewer than 10	0.0	\$0.00
Hastings Public School District	HASTINGS ALTERNATIVE CENTER	0200-01-136	2011	16	fewer than 10	0.0	\$0.00
Hastings Public School District	HASTINGS ALTERNATIVE CENTER	0200-01-136	2012	18	fewer than 10	0.0	\$0.00
Hastings Public School District	HASTINGS ALTERNATIVE CENTER	0200-01-136	2013	21	fewer than 10	0.0	\$0.00
Hastings Public School District	HASTINGS ALTERNATIVE CENTER	0200-01-136	2014	20	fewer than 10	0.0	\$0.00

Hastings Public School District	HASTINGS HIGH SCHOOL	0200-01-129	2007	377	58	438.0	\$61,000.00
Hastings Public School District	HASTINGS HIGH SCHOOL	0200-01-129	2008	398	69	602.0	\$85,100.00
Hastings Public School District	HASTINGS HIGH SCHOOL	0200-01-129	2009	372	57	508.0	\$75,700.00
Hastings Public School District	HASTINGS HIGH SCHOOL	0200-01-129	2010	395	68	667.0	\$103,300.00
Hastings Public School District	HASTINGS HIGH SCHOOL	0200-01-129	2011	363	47	433.0	\$68,700.00
Hastings Public School District	HASTINGS HIGH SCHOOL	0200-01-129	2012	360	50	478.0	\$81,300.00
Hastings Public School District	HASTINGS HIGH SCHOOL	0200-01-129	2013	331	35	307.0	\$50,100.00
Hastings Public School District	HASTINGS HIGH SCHOOL	0200-01-129	2014	322	29	209.0	\$33,900.00
Hawley Public School District	HAWLEY SECONDARY	0150-01-020	2007	64	fewer than 10	0.0	\$0.00
Hawley Public School District	HAWLEY SECONDARY	0150-01-020	2008	81	13	56.0	\$8,300.00
Hawley Public School District	HAWLEY SECONDARY	0150-01-020	2009	62	fewer than 10	0.0	\$0.00
Hawley Public School District	HAWLEY SECONDARY	0150-01-020	2010	63	fewer than 10	0.0	\$0.00
Hawley Public School District	HAWLEY SECONDARY	0150-01-020	2011	77	fewer than 10	0.0	\$0.00
Hawley Public School District	HAWLEY SECONDARY	0150-01-020	2012	75	fewer than 10	0.0	\$0.00
Hawley Public School District	HAWLEY SECONDARY	0150-01-020	2013	57	fewer than 10	0.0	\$0.00
Hawley Public School District	HAWLEY SECONDARY	0150-01-020	2014	68	fewer than 10	0.0	\$0.00
Hayfield Public School District	HAYFIELD SEC.	0203-01-001	2007	84	21	139.0	\$19,500.00
Hayfield Public School District	HAYFIELD SEC.	0203-01-001	2008	51	18	115.0	\$16,700.00
Hayfield Public School District	HAYFIELD SEC.	0203-01-001	2009	70	16	110.0	\$15,800.00
Hayfield Public School District	HAYFIELD SEC.	0203-01-001	2010	53	fewer than 10	0.0	\$0.00
Hayfield Public School District	HAYFIELD SEC.	0203-01-001	2011	62	17	130.0	\$20,800.00
Hayfield Public School District	HAYFIELD SEC.	0203-01-001	2012	57	fewer than 10	0.0	\$0.00
Hayfield Public School District	HAYFIELD SEC.	0203-01-001	2013	51	13	98.0	\$16,300.00
Hayfield Public School District	HAYFIELD SEC.	0203-01-001	2014	47	14	175.0	\$29,500.00
Hendricks Public School District	HENDRICKS ELEMENTARY	0402-01-010	2007	fewer than 10	fewer than 10	0.0	\$0.00
Hendricks Public School District	HENDRICKS ELEMENTARY	0402-01-010	2008	fewer than 10	fewer than 10	0.0	\$0.00
Hendricks Public School District	HENDRICKS ELEMENTARY	0402-01-010	2009	fewer than 10	fewer than 10	0.0	\$0.00
Hendricks Public School District	HENDRICKS ELEMENTARY	0402-01-010	2010	fewer than 10	fewer than 10	0.0	\$0.00
Hendricks Public School District	HENDRICKS ELEMENTARY	0402-01-010	2011	fewer than 10	fewer than 10	0.0	\$0.00
Hendricks Public School District	HENDRICKS SECONDARY	0402-01-020	2012	fewer than 10	fewer than 10	0.0	\$0.00
Hendricks Public School District	HENDRICKS SECONDARY	0402-01-020	2013	12	fewer than 10	0.0	\$0.00
Hendricks Public School District	HENDRICKS SECONDARY	0402-01-020	2014	fewer than 10	fewer than 10	0.0	\$0.00
Henning Public School District	HENNING SECONDARY	0545-01-020	2007	23	fewer than 10	0.0	\$0.00
Henning Public School District	HENNING SECONDARY	0545-01-020	2008	30	fewer than 10	0.0	\$0.00
Henning Public School District	HENNING SECONDARY	0545-01-020	2009	23	fewer than 10	0.0	\$0.00
Henning Public School District	HENNING SECONDARY	0545-01-020	2010	29	fewer than 10	0.0	\$0.00
Henning Public School District	HENNING SECONDARY	0545-01-020	2011	26	fewer than 10	0.0	\$0.00
Henning Public School District	HENNING SECONDARY	0545-01-020	2012	27	fewer than 10	0.0	\$0.00
Henning Public School District	HENNING SECONDARY	0545-01-020	2013	19	fewer than 10	0.0	\$0.00
Henning Public School District	HENNING SECONDARY	0545-01-020	2014	19	fewer than 10	0.0	\$0.00
Herman-Norcross School District	HERMAN SECONDARY	0264-01-002	2007	12	fewer than 10	0.0	\$0.00
Herman-Norcross School District	HERMAN SECONDARY	0264-01-002	2008	fewer than 10	fewer than 10	0.0	\$0.00
Herman-Norcross School District	HERMAN SECONDARY	0264-01-002	2009	fewer than 10	fewer than 10	0.0	\$0.00
Herman-Norcross School District	HERMAN SECONDARY	0264-01-002	2010	fewer than 10	fewer than 10	0.0	\$0.00
Herman-Norcross School District	HERMAN SECONDARY	0264-01-002	2011	fewer than 10	fewer than 10	0.0	\$0.00

Herman-Norcross School District	HERMAN SECONDARY	0264-01-002	2012	fewer than 10	fewer than 10	0.0	\$0.00
Herman-Norcross School District	HERMAN SECONDARY	0264-01-002	2013	fewer than 10	fewer than 10	0.0	\$0.00
Herman-Norcross School District	HERMAN SECONDARY	0264-01-002	2014	fewer than 10	fewer than 10	0.0	\$0.00
Hermantown Public School District	HERMANTOWN SENIOR HIGH	0700-01-020	2007	158	30	281.0	\$34,600.00
Hermantown Public School District	HERMANTOWN SENIOR HIGH	0700-01-020	2008	159	30	212.0	\$26,600.00
Hermantown Public School District	HERMANTOWN SENIOR HIGH	0700-01-020	2009	141	25	201.0	\$26,200.00
Hermantown Public School District	HERMANTOWN SENIOR HIGH	0700-01-020	2010	166	35	216.0	\$29,800.00
Hermantown Public School District	HERMANTOWN SENIOR HIGH	0700-01-020	2011	157	26	209.0	\$30,000.00
Hermantown Public School District	HERMANTOWN SENIOR HIGH	0700-01-020	2012	173	34	275.0	\$41,000.00
Hermantown Public School District	HERMANTOWN SENIOR HIGH	0700-01-020	2013	163	30	192.0	\$29,300.00
Hermantown Public School District	HERMANTOWN SENIOR HIGH	0700-01-020	2014	150	19	97.0	\$14,500.00
Heron Lake-Okabena School District	SOUTHWEST STAR CONCEPT SECONDARY	0330-01-030	2007	33	fewer than 10	0.0	\$0.00
Heron Lake-Okabena School District	SOUTHWEST STAR CONCEPT SECONDARY	0330-01-030	2008	33	fewer than 10	0.0	\$0.00
Heron Lake-Okabena School District	SOUTHWEST STAR CONCEPT SECONDARY	0330-01-030	2009	42	11	42.0	\$7,100.00
Heron Lake-Okabena School District	SOUTHWEST STAR CONCEPT SECONDARY	0330-01-030	2010	34	fewer than 10	0.0	\$0.00
Heron Lake-Okabena School District	SOUTHWEST STAR CONCEPT SECONDARY	0330-01-030	2011	33	fewer than 10	0.0	\$0.00
Heron Lake-Okabena School District	SOUTHWEST STAR CONCEPT SECONDARY	0330-01-030	2012	30	fewer than 10	0.0	\$0.00
Heron Lake-Okabena School District	SOUTHWEST STAR CONCEPT SECONDARY	0330-01-030	2013	40	fewer than 10	0.0	\$0.00
Heron Lake-Okabena School District	SOUTHWEST STAR CONCEPT SECONDARY	0330-01-030	2014	30	fewer than 10	0.0	\$0.00
Hiawatha Valley Ed. District	RIVER VALLEY ACADEMY ALC	6013-61-015	2007	fewer than 10	fewer than 10	0.0	\$0.00
Hiawatha Valley Ed. District	RIVER VALLEY ACADEMY ALC	6013-61-015	2008	12	fewer than 10	0.0	\$0.00
Hiawatha Valley Ed. District	RIVER VALLEY ACADEMY ALC	6013-61-015	2010	fewer than 10	fewer than 10	0.0	\$0.00
Hiawatha Valley Ed. District	VALLEY VIEW ALTERNATIVE PROGRAM	6013-61-012	2007	fewer than 10	fewer than 10	0.0	\$0.00
Hiawatha Valley Ed. District	VALLEY VIEW ALTERNATIVE PROGRAM	6013-61-012	2008	fewer than 10	fewer than 10	0.0	\$0.00
Hiawatha Valley Ed. District	VALLEY VIEW ALTERNATIVE PROGRAM	6013-61-012	2014	fewer than 10	fewer than 10	0.0	\$0.00
Hiawatha Valley Ed. District	WABASHA COUNTY COMMUNITY CONNECTION	6013-61-030	2007	fewer than 10	fewer than 10	0.0	\$0.00
Hiawatha Valley Ed. District	WABASHA COUNTY COMMUNITY CONNECTION	6013-61-030	2008	fewer than 10	fewer than 10	0.0	\$0.00
Hibbing Public School District	HIBBING HIGH	0701-01-350	2007	183	41	254.0	\$32,900.00
Hibbing Public School District	HIBBING HIGH	0701-01-350	2008	188	41	256.0	\$34,100.00
Hibbing Public School District	HIBBING HIGH	0701-01-350	2009	150	35	267.0	\$37,200.00
Hibbing Public School District	HIBBING HIGH	0701-01-350	2010	141	32	229.0	\$33,000.00
Hibbing Public School District	HIBBING HIGH	0701-01-350	2011	152	38	262.0	\$40,900.00
Hibbing Public School District	HIBBING HIGH	0701-01-350	2012	142	44	292.0	\$48,100.00
Hibbing Public School District	HIBBING HIGH	0701-01-350	2013	150	42	281.0	\$45,000.00
Hibbing Public School District	HIBBING HIGH	0701-01-350	2014	143	30	170.0	\$27,200.00
Hibbing Public School District	MESABI AREA LEARNING CENTER	0701-01-360	2007	fewer than 10	fewer than 10	0.0	\$0.00
Hibbing Public School District	MESABI AREA LEARNING CENTER	0701-01-360	2008	fewer than 10	fewer than 10	0.0	\$0.00
Hibbing Public School District	MESABI AREA LEARNING CENTER	0701-01-360	2009	fewer than 10	fewer than 10	0.0	\$0.00
Hibbing Public School District	MESABI AREA LEARNING CENTER	0701-01-360	2010	11	fewer than 10	0.0	\$0.00
Hibbing Public School District	MESABI AREA LEARNING CENTER	0701-01-360	2011	fewer than 10	fewer than 10	0.0	\$0.00
Hibbing Public School District	MESABI AREA LEARNING CENTER	0701-01-360	2012	fewer than 10	fewer than 10	0.0	\$0.00
Hibbing Public School District	MESABI AREA LEARNING CENTER	0701-01-360	2013	fewer than 10	fewer than 10	0.0	\$0.00
Hibbing Public School District	MESABI AREA LEARNING CENTER	0701-01-360	2014	fewer than 10	fewer than 10	0.0	\$0.00
High School For Recording Arts	HIGH SCHOOL FOR RECORDING ARTS	4039-07-010	2007	26	fewer than 10	0.0	\$0.00
High School For Recording Arts	HIGH SCHOOL FOR RECORDING ARTS	4039-07-010	2008	33	fewer than 10	0.0	\$0.00

High School For Recording Arts	HIGH SCHOOL FOR RECORDING ARTS	4039-07-010	2009	48	19	161.0	\$23,000.00
High School For Recording Arts	HIGH SCHOOL FOR RECORDING ARTS	4039-07-010	2010	85	fewer than 10	0.0	\$0.00
High School For Recording Arts	HIGH SCHOOL FOR RECORDING ARTS	4039-07-010	2011	82	19	204.0	\$31,600.00
High School For Recording Arts	HIGH SCHOOL FOR RECORDING ARTS	4039-07-010	2012	54	11	95.0	\$15,200.00
High School For Recording Arts	HIGH SCHOOL FOR RECORDING ARTS	4039-07-010	2013	43	16	167.0	\$26,400.00
High School For Recording Arts	HIGH SCHOOL FOR RECORDING ARTS	4039-07-010	2014	59	fewer than 10	0.0	\$0.00
Higher Ground Academy	HIGHER GROUND ACADEMY	4027-07-010	2007	17	fewer than 10	0.0	\$0.00
Higher Ground Academy	HIGHER GROUND ACADEMY	4027-07-010	2008	22	fewer than 10	0.0	\$0.00
Higher Ground Academy	HIGHER GROUND ACADEMY	4027-07-010	2009	12	10	250.0	\$35,500.00
Higher Ground Academy	HIGHER GROUND ACADEMY	4027-07-010	2010	28	fewer than 10	0.0	\$0.00
Higher Ground Academy	HIGHER GROUND ACADEMY	4027-07-010	2011	31	21	302.0	\$47,200.00
Higher Ground Academy	HIGHER GROUND ACADEMY	4027-07-010	2012	19	10	94.0	\$15,700.00
Higher Ground Academy	HIGHER GROUND ACADEMY	4027-07-010	2013	18	10	82.0	\$13,300.00
Higher Ground Academy	HIGHER GROUND SECONDARY ACADEMY	4027-07-030	2014	35	fewer than 10	0.0	\$0.00
Hill City Public School District	HILL CITY SENIOR HIGH	0002-01-003	2007	18	fewer than 10	0.0	\$0.00
Hill City Public School District	HILL CITY SENIOR HIGH	0002-01-003	2008	33	12	133.0	\$17,800.00
Hill City Public School District	HILL CITY SENIOR HIGH	0002-01-003	2009	21	fewer than 10	0.0	\$0.00
Hill City Public School District	HILL CITY SENIOR HIGH	0002-01-003	2010	27	fewer than 10	0.0	\$0.00
Hill City Public School District	HILL CITY SENIOR HIGH	0002-01-003	2011	33	10	76.0	\$11,500.00
Hill City Public School District	HILL CITY SENIOR HIGH	0002-01-003	2012	18	fewer than 10	0.0	\$0.00
Hill City Public School District	HILL CITY SENIOR HIGH	0002-01-003	2013	15	fewer than 10	0.0	\$0.00
Hill City Public School District	HILL CITY SENIOR HIGH	0002-01-003	2014	15	fewer than 10	0.0	\$0.00
Hills-Beaver Creek School District	HILLS-BEAVER CREEK SECONDARY	0671-01-020	2007	28	fewer than 10	0.0	\$0.00
Hills-Beaver Creek School District	HILLS-BEAVER CREEK SECONDARY	0671-01-020	2008	27	fewer than 10	0.0	\$0.00
Hills-Beaver Creek School District	HILLS-BEAVER CREEK SECONDARY	0671-01-020	2009	33	fewer than 10	0.0	\$0.00
Hills-Beaver Creek School District	HILLS-BEAVER CREEK SECONDARY	0671-01-020	2010	22	fewer than 10	0.0	\$0.00
Hills-Beaver Creek School District	HILLS-BEAVER CREEK SECONDARY	0671-01-020	2011	31	fewer than 10	0.0	\$0.00
Hills-Beaver Creek School District	HILLS-BEAVER CREEK SECONDARY	0671-01-020	2012	29	fewer than 10	0.0	\$0.00
Hills-Beaver Creek School District	HILLS-BEAVER CREEK SECONDARY	0671-01-020	2013	24	fewer than 10	0.0	\$0.00
Hills-Beaver Creek School District	HILLS-BEAVER CREEK SECONDARY	0671-01-020	2014	21	fewer than 10	0.0	\$0.00
Hinckley-Finlayson School District	HINCKLEY-FINLAYSON ALTERNATIVE PROG	2165-01-040	2012	fewer than 10	fewer than 10	0.0	\$0.00
Hinckley-Finlayson School District	HINCKLEY-FINLAYSON ALTERNATIVE PROG	2165-01-040	2014	12	fewer than 10	0.0	\$0.00
Hinckley-Finlayson School District	HINCKLEY-FINLAYSON SECONDARY	2165-01-020	2007	68	14	91.0	\$11,400.00
Hinckley-Finlayson School District	HINCKLEY-FINLAYSON SECONDARY	2165-01-020	2008	62	10	65.0	\$8,500.00
Hinckley-Finlayson School District	HINCKLEY-FINLAYSON SECONDARY	2165-01-020	2009	74	fewer than 10	0.0	\$0.00
Hinckley-Finlayson School District	HINCKLEY-FINLAYSON SECONDARY	2165-01-020	2010	62	11	88.0	\$12,800.00
Hinckley-Finlayson School District	HINCKLEY-FINLAYSON SECONDARY	2165-01-020	2011	70	11	61.0	\$9,200.00
Hinckley-Finlayson School District	HINCKLEY-FINLAYSON SECONDARY	2165-01-020	2012	58	10	58.0	\$8,900.00
Hinckley-Finlayson School District	HINCKLEY-FINLAYSON SECONDARY	2165-01-020	2013	71	fewer than 10	0.0	\$0.00
Hinckley-Finlayson School District	HINCKLEY-FINLAYSON SECONDARY	2165-01-020	2014	50	fewer than 10	0.0	\$0.00
Hmong College Prep Academy	HMONG COLLEGE PREP ACADEMY HS	4103-07-010	2007	38	fewer than 10	0.0	\$0.00
Hmong College Prep Academy	HMONG COLLEGE PREP ACADEMY HS	4103-07-010	2008	83	15	230.0	\$31,700.00
Hmong College Prep Academy	HMONG COLLEGE PREP ACADEMY HS	4103-07-010	2009	56	15	249.0	\$35,600.00
Hmong College Prep Academy	HMONG COLLEGE PREP ACADEMY HS	4103-07-010	2010	52	12	191.0	\$28,900.00
Hmong College Prep Academy	HMONG COLLEGE PREP ACADEMY HS	4103-07-010	2011	64	21	287.0	\$46,700.00

Hmong College Prep Academy	HMONG COLLEGE PREP ACADEMY HS	4103-07-010	2012	61	21	275.0	\$46,000.00
Hmong College Prep Academy	HMONG COLLEGE PREP ACADEMY HS	4103-07-010	2013	59	20	287.0	\$46,900.00
Hmong College Prep Academy	HMONG COLLEGE PREP ACADEMY HS	4103-07-010	2014	79	32	383.0	\$63,400.00
Holdingford Public School District	HOLDINGFORD SECONDARY	0738-01-002	2007	64	fewer than 10	0.0	\$0.00
Holdingford Public School District	HOLDINGFORD SECONDARY	0738-01-002	2010	66	fewer than 10	0.0	\$0.00
Holdingford Public School District	HOLDINGFORD SECONDARY	0738-01-002	2011	81	10	60.0	\$9,800.00
Holdingford Public School District	HOLDINGFORD SECONDARY	0738-01-002	2012	70	11	77.0	\$13,000.00
Holdingford Public School District	HOLDINGFORD SECONDARY	0738-01-002	2013	69	13	67.0	\$12,700.00
Holdingford Public School District	HOLDINGFORD SECONDARY	0738-01-002	2014	67	fewer than 10	0.0	\$0.00
Hopkins Public School District	DELTA PLACE	0270-01-183	2009	fewer than 10	fewer than 10	0.0	\$0.00
Hopkins Public School District	HOPKINS SENIOR HIGH	0270-01-282	2007	584	71	682.0	\$92,700.00
Hopkins Public School District	HOPKINS SENIOR HIGH	0270-01-282	2008	595	86	707.0	\$100,300.00
Hopkins Public School District	HOPKINS SENIOR HIGH	0270-01-282	2009	538	63	547.0	\$78,200.00
Hopkins Public School District	HOPKINS SENIOR HIGH	0270-01-282	2010	549	76	768.0	\$117,700.00
Hopkins Public School District	HOPKINS SENIOR HIGH	0270-01-282	2011	491	58	498.0	\$80,800.00
Hopkins Public School District	HOPKINS SENIOR HIGH	0270-01-282	2012	479	64	500.0	\$82,800.00
Hopkins Public School District	HOPKINS SENIOR HIGH	0270-01-282	2013	534	56	431.0	\$71,800.00
Hopkins Public School District	HOPKINS SENIOR HIGH	0270-01-282	2014	547	75	666.0	\$109,100.00
Hopkins Public School District	TRANSITION PLUS	0270-01-093	2007	13	fewer than 10	0.0	\$0.00
Hopkins Public School District	TRANSITION PLUS	0270-01-093	2008	17	fewer than 10	0.0	\$0.00
Hopkins Public School District	TRANSITION PLUS	0270-01-093	2009	10	fewer than 10	0.0	\$0.00
Hopkins Public School District	TRANSITION PLUS	0270-01-093	2010	14	fewer than 10	0.0	\$0.00
Hopkins Public School District	TRANSITION PLUS	0270-01-093	2011	15	fewer than 10	0.0	\$0.00
Hopkins Public School District	TRANSITION PLUS	0270-01-093	2012	18	fewer than 10	0.0	\$0.00
Hopkins Public School District	TRANSITION PLUS	0270-01-093	2013	fewer than 10	fewer than 10	0.0	\$0.00
Hopkins Public School District	TRANSITION PLUS	0270-01-093	2014	10	fewer than 10	0.0	\$0.00
Houston Public School District	HOUSTON SECONDARY	0294-01-020	2007	31	fewer than 10	0.0	\$0.00
Houston Public School District	HOUSTON SECONDARY	0294-01-020	2008	19	fewer than 10	0.0	\$0.00
Houston Public School District	HOUSTON SECONDARY	0294-01-020	2009	46	fewer than 10	0.0	\$0.00
Houston Public School District	HOUSTON SECONDARY	0294-01-020	2010	34	fewer than 10	0.0	\$0.00
Houston Public School District	HOUSTON SECONDARY	0294-01-020	2011	32	fewer than 10	0.0	\$0.00
Houston Public School District	HOUSTON SECONDARY	0294-01-020	2012	32	fewer than 10	0.0	\$0.00
Houston Public School District	HOUSTON SECONDARY	0294-01-020	2013	24	fewer than 10	0.0	\$0.00
Houston Public School District	HOUSTON SECONDARY	0294-01-020	2014	38	fewer than 10	0.0	\$0.00
Houston Public School District	MINNESOTA VIRTUAL ACADEMY	0294-01-012	2009	fewer than 10	fewer than 10	0.0	\$0.00
Houston Public School District	MINNESOTA VIRTUAL ACADEMY	0294-01-012	2010	23	fewer than 10	0.0	\$0.00
Houston Public School District	MINNESOTA VIRTUAL ACADEMY	0294-01-012	2011	53	fewer than 10	0.0	\$0.00
Houston Public School District	MINNESOTA VIRTUAL ACADEMY	0294-01-012	2012	85	10	53.0	\$8,400.00
Houston Public School District	MINNESOTA VIRTUAL ACADEMY	0294-01-012	2013	112	fewer than 10	0.0	\$0.00
Houston Public School District	MINNESOTA VIRTUAL ACADEMY	0294-01-012	2014	132	fewer than 10	0.0	\$0.00
Houston Public School District	MN CENTER FOR ONLINE LEARNING	0294-01-008	2007	fewer than 10	fewer than 10	0.0	\$0.00
Houston Public School District	MN CENTER FOR ONLINE LEARNING	0294-01-008	2008	22	fewer than 10	0.0	\$0.00
Houston Public School District	MN CENTER FOR ONLINE LEARNING	0294-01-008	2009	26	fewer than 10	0.0	\$0.00
Houston Public School District	MN CENTER FOR ONLINE LEARNING	0294-01-008	2010	30	fewer than 10	0.0	\$0.00
Houston Public School District	SUMMIT LEARNING PROGRAM	0294-01-007	2007	fewer than 10	fewer than 10	0.0	\$0.00

Houston Public School District	SUMMIT LEARNING PROGRAM	0294-01-007	2008	fewer than 10	fewer than 10	0.0	\$0.00
Houston Public School District	SUMMIT LEARNING PROGRAM	0294-01-007	2009	fewer than 10	fewer than 10	0.0	\$0.00
Houston Public School District	SUMMIT LEARNING PROGRAM	0294-01-007	2010	fewer than 10	fewer than 10	0.0	\$0.00
Houston Public School District	SUMMIT LEARNING PROGRAM	0294-01-007	2011	fewer than 10	fewer than 10	0.0	\$0.00
Houston Public School District	SUMMIT LEARNING PROGRAM	0294-01-007	2012	14	fewer than 10	0.0	\$0.00
Houston Public School District	SUMMIT LEARNING PROGRAM	0294-01-007	2013	fewer than 10	fewer than 10	0.0	\$0.00
Houston Public School District	SUMMIT LEARNING PROGRAM	0294-01-007	2014	10	fewer than 10	0.0	\$0.00
Howard Lake-Waverly-Winsted	HLWW ALTERNATIVE LEARNING PROGRAM	2687-01-008	2011	fewer than 10	fewer than 10	0.0	\$0.00
Howard Lake-Waverly-Winsted	HLWW ALTERNATIVE LEARNING PROGRAM	2687-01-008	2012	10	fewer than 10	0.0	\$0.00
Howard Lake-Waverly-Winsted	HLWW ALTERNATIVE LEARNING PROGRAM	2687-01-008	2013	fewer than 10	fewer than 10	0.0	\$0.00
Howard Lake-Waverly-Winsted	HLWW ALTERNATIVE LEARNING PROGRAM	2687-01-008	2014	fewer than 10	fewer than 10	0.0	\$0.00
Howard Lake-Waverly-Winsted	HOWARD LAKE-WAVERLY-WINSTED SEC.	2687-01-002	2007	86	18	84.0	\$12,100.00
Howard Lake-Waverly-Winsted	HOWARD LAKE-WAVERLY-WINSTED SEC.	2687-01-002	2008	90	15	81.0	\$11,300.00
Howard Lake-Waverly-Winsted	HOWARD LAKE-WAVERLY-WINSTED SEC.	2687-01-002	2009	74	13	67.0	\$9,800.00
Howard Lake-Waverly-Winsted	HOWARD LAKE-WAVERLY-WINSTED SEC.	2687-01-002	2010	62	12	81.0	\$12,700.00
Howard Lake-Waverly-Winsted	HOWARD LAKE-WAVERLY-WINSTED SEC.	2687-01-002	2011	86	20	106.0	\$17,300.00
Howard Lake-Waverly-Winsted	HOWARD LAKE-WAVERLY-WINSTED SEC.	2687-01-002	2012	77	15	101.0	\$16,100.00
Howard Lake-Waverly-Winsted	HOWARD LAKE-WAVERLY-WINSTED SEC.	2687-01-002	2013	74	13	69.0	\$11,700.00
Howard Lake-Waverly-Winsted	HOWARD LAKE-WAVERLY-WINSTED SEC.	2687-01-002	2014	69	10	76.0	\$12,300.00
Howard Lake-Waverly-Winsted	WINSTED ELEMENTARY	2687-01-001	2008	fewer than 10	fewer than 10	0.0	\$0.00
Howard Lake-Waverly-Winsted	WINSTED ELEMENTARY	2687-01-001	2009	fewer than 10	fewer than 10	0.0	\$0.00
Howard Lake-Waverly-Winsted	WINSTED ELEMENTARY	2687-01-001	2012	fewer than 10	fewer than 10	0.0	\$0.00
Howard Lake-Waverly-Winsted	WINSTED ELEMENTARY	2687-01-001	2013	fewer than 10	fewer than 10	0.0	\$0.00
Howard Lake-Waverly-Winsted	WINSTED ELEMENTARY	2687-01-001	2014	fewer than 10	fewer than 10	0.0	\$0.00
Hutchinson Public School District	CORNERSTONE	0423-01-035	2007	fewer than 10	fewer than 10	0.0	\$0.00
Hutchinson Public School District	CORNERSTONE	0423-01-035	2008	fewer than 10	fewer than 10	0.0	\$0.00
Hutchinson Public School District	CORNERSTONE	0423-01-035	2010	fewer than 10	fewer than 10	0.0	\$0.00
Hutchinson Public School District	CORNERSTONE	0423-01-035	2012	fewer than 10	fewer than 10	0.0	\$0.00
Hutchinson Public School District	CORNERSTONE	0423-01-035	2013	fewer than 10	fewer than 10	0.0	\$0.00
Hutchinson Public School District	CORNERSTONE	0423-01-035	2014	fewer than 10	fewer than 10	0.0	\$0.00
Hutchinson Public School District	CROW RIVER AREA LEARNING CENTER	0423-01-070	2009	fewer than 10	fewer than 10	0.0	\$0.00
Hutchinson Public School District	CROW RIVER AREA LEARNING CENTER	0423-01-070	2010	fewer than 10	fewer than 10	0.0	\$0.00
Hutchinson Public School District	CROW RIVER AREA LEARNING CENTER	0423-01-070	2012	fewer than 10	fewer than 10	0.0	\$0.00
Hutchinson Public School District	CROW RIVER AREA LEARNING CENTER	0423-01-070	2013	fewer than 10	fewer than 10	0.0	\$0.00
Hutchinson Public School District	CROW RIVER AREA LEARNING CENTER	0423-01-070	2014	11	fewer than 10	0.0	\$0.00
Hutchinson Public School District	HUTCHINSON NIGHT ALT LEARNING CTR	0423-01-072	2007	fewer than 10	fewer than 10	0.0	\$0.00
Hutchinson Public School District	HUTCHINSON NIGHT ALT LEARNING CTR	0423-01-072	2008	fewer than 10	fewer than 10	0.0	\$0.00
Hutchinson Public School District	HUTCHINSON NIGHT ALT LEARNING CTR	0423-01-072	2010	fewer than 10	fewer than 10	0.0	\$0.00
Hutchinson Public School District	HUTCHINSON NIGHT ALT LEARNING CTR	0423-01-072	2011	fewer than 10	fewer than 10	0.0	\$0.00
Hutchinson Public School District	HUTCHINSON NIGHT ALT LEARNING CTR	0423-01-072	2012	fewer than 10	fewer than 10	0.0	\$0.00
Hutchinson Public School District	HUTCHINSON NIGHT ALT LEARNING CTR	0423-01-072	2013	fewer than 10	fewer than 10	0.0	\$0.00
Hutchinson Public School District	HUTCHINSON NIGHT ALT LEARNING CTR	0423-01-072	2014	fewer than 10	fewer than 10	0.0	\$0.00
Hutchinson Public School District	HUTCHINSON SENIOR HIGH	0423-01-030	2007	231	51	297.0	\$41,800.00
Hutchinson Public School District	HUTCHINSON SENIOR HIGH	0423-01-030	2008	226	36	248.0	\$34,100.00
Hutchinson Public School District	HUTCHINSON SENIOR HIGH	0423-01-030	2009	195	31	211.0	\$30,200.00

Hutchinson Public School District	HUTCHINSON SENIOR HIGH	0423-01-030	2010	216	44	248.0	\$38,800.00
Hutchinson Public School District	HUTCHINSON SENIOR HIGH	0423-01-030	2011	199	44	248.0	\$40,700.00
Hutchinson Public School District	HUTCHINSON SENIOR HIGH	0423-01-030	2012	193	31	177.0	\$30,000.00
Hutchinson Public School District	HUTCHINSON SENIOR HIGH	0423-01-030	2013	189	28	188.0	\$31,100.00
Hutchinson Public School District	HUTCHINSON SENIOR HIGH	0423-01-030	2014	195	18	138.0	\$22,500.00
Hutchinson Public School District	HUTCHINSON TRANSITION ASSISTANCE PG	0423-01-090	2007	fewer than 10	fewer than 10	0.0	\$0.00
Hutchinson Public School District	HUTCHINSON TRANSITION ASSISTANCE PG	0423-01-090	2008	fewer than 10	fewer than 10	0.0	\$0.00
Hutchinson Public School District	HUTCHINSON TRANSITION ASSISTANCE PG	0423-01-090	2009	fewer than 10	fewer than 10	0.0	\$0.00
Hutchinson Public School District	HUTCHINSON TRANSITION ASSISTANCE PG	0423-01-090	2010	fewer than 10	fewer than 10	0.0	\$0.00
Hutchinson Public School District	HUTCHINSON TRANSITION ASSISTANCE PG	0423-01-090	2011	13	fewer than 10	0.0	\$0.00
Hutchinson Public School District	HUTCHINSON TRANSITION ASSISTANCE PG	0423-01-090	2013	fewer than 10	fewer than 10	0.0	\$0.00
Hutchinson Public School District	HUTCHINSON TRANSITION ASSISTANCE PG	0423-01-090	2014	fewer than 10	fewer than 10	0.0	\$0.00
Intermediate School District 287	270 HOPKINS ALT. PRG - OFF CAMPUS	0287-06-736	2010	fewer than 10	fewer than 10	0.0	\$0.00
Intermediate School District 287	270 HOPKINS ALT. PRG - OFF CAMPUS	0287-06-736	2011	fewer than 10	fewer than 10	0.0	\$0.00
Intermediate School District 287	270 HOPKINS ALT. PRG - OFF CAMPUS	0287-06-736	2012	fewer than 10	fewer than 10	0.0	\$0.00
Intermediate School District 287	270 HOPKINS ALT. PRG - OFF CAMPUS	0287-06-736	2013	fewer than 10	fewer than 10	0.0	\$0.00
Intermediate School District 287	270 HOPKINS ALTERNATIVE	0287-06-626	2010	fewer than 10	fewer than 10	0.0	\$0.00
Intermediate School District 287	270 HOPKINS ALTERNATIVE	0287-06-626	2011	38	fewer than 10	0.0	\$0.00
Intermediate School District 287	270 HOPKINS ALTERNATIVE	0287-06-626	2012	fewer than 10	fewer than 10	0.0	\$0.00
Intermediate School District 287	271 - SHAPE - IS	0287-06-734	2010	fewer than 10	fewer than 10	0.0	\$0.00
Intermediate School District 287	271 - SHAPE - IS	0287-06-734	2011	fewer than 10	fewer than 10	0.0	\$0.00
Intermediate School District 287	271 BEACON NIGHT SCHOOL	0287-06-629	2007	fewer than 10	fewer than 10	0.0	\$0.00
Intermediate School District 287	271 BEACON NIGHT SCHOOL	0287-06-629	2010	fewer than 10	fewer than 10	0.0	\$0.00
Intermediate School District 287	271 SHAPE ALC	0287-06-620	2010	26	fewer than 10	0.0	\$0.00
Intermediate School District 287	271 SHAPE ALC	0287-06-620	2011	31	fewer than 10	0.0	\$0.00
Intermediate School District 287	276 MINNETONKA COMPASS EXT YR	0287-06-771	2007	fewer than 10	fewer than 10	0.0	\$0.00
Intermediate School District 287	277 WESTONKA AREA LEARNING ACADEMY	0287-06-754	2011	fewer than 10	fewer than 10	0.0	\$0.00
Intermediate School District 287	277 WESTONKA AREA LEARNING ACADEMY	0287-06-754	2014	fewer than 10	fewer than 10	0.0	\$0.00
Intermediate School District 287	279 OSSEO AREA LEARNING CENTER EY	0287-06-731	2008	fewer than 10	fewer than 10	0.0	\$0.00
Intermediate School District 287	279 OSSEO AREA LEARNING CENTER EY	0287-06-731	2009	fewer than 10	fewer than 10	0.0	\$0.00
Intermediate School District 287	279 OSSEO AREA LEARNING CENTER EY	0287-06-731	2010	fewer than 10	fewer than 10	0.0	\$0.00
Intermediate School District 287	279 OSSEO AREA LEARNING CENTER EY	0287-06-731	2011	fewer than 10	fewer than 10	0.0	\$0.00
Intermediate School District 287	279 OSSEO IC ALC	0287-06-703	2007	22	fewer than 10	0.0	\$0.00
Intermediate School District 287	279 OSSEO IC ALC	0287-06-703	2008	43	fewer than 10	0.0	\$0.00
Intermediate School District 287	279 OSSEO IC ALC	0287-06-703	2009	40	11	82.0	\$11,500.00
Intermediate School District 287	279 OSSEO IC ALC	0287-06-703	2010	32	fewer than 10	0.0	\$0.00
Intermediate School District 287	279 OSSEO IC ALC	0287-06-703	2011	49	14	125.0	\$19,400.00
Intermediate School District 287	279 OSSEO JR HIGH ALC	0287-06-701	2011	fewer than 10	fewer than 10	0.0	\$0.00
Intermediate School District 287	279 OSSEO SR HI ALC	0287-06-702	2007	50	fewer than 10	0.0	\$0.00
Intermediate School District 287	279 OSSEO SR HI ALC	0287-06-702	2008	62	17	138.0	\$19,300.00
Intermediate School District 287	279 OSSEO SR HI ALC	0287-06-702	2009	58	11	101.0	\$14,600.00
Intermediate School District 287	279 OSSEO SR HI ALC	0287-06-702	2010	74	16	120.0	\$17,300.00
Intermediate School District 287	279 OSSEO SR HI ALC	0287-06-702	2011	41	10	85.0	\$13,700.00
Intermediate School District 287	281 HIGHVIEW ALTERNATIVE PROGRAM	0287-06-650	2008	20	fewer than 10	0.0	\$0.00
Intermediate School District 287	281 HIGHVIEW ALTERNATIVE PROGRAM	0287-06-650	2009	17	fewer than 10	0.0	\$0.00

Intermediate School District 287	281 HIGHVIEW ALTERNATIVE PROGRAM	0287-06-650	2011	37	11	130.0	\$20,300.00
Intermediate School District 287	281 HIGHVIEW HS - IS	0287-06-753	2011	fewer than 10	fewer than 10	0.0	\$0.00
Intermediate School District 287	281 ROBBINSDALE TASC ALC	0287-06-674	2008	fewer than 10	fewer than 10	0.0	\$0.00
Intermediate School District 287	281 WINNETKA LEARNING CTR. ALC	0287-06-648	2007	fewer than 10	fewer than 10	0.0	\$0.00
Intermediate School District 287	281 WINNETKA LEARNING CTR. ALC	0287-06-648	2008	fewer than 10	fewer than 10	0.0	\$0.00
Intermediate School District 287	281 WINNETKA LEARNING CTR. ALC	0287-06-648	2009	fewer than 10	fewer than 10	0.0	\$0.00
Intermediate School District 287	283-ST. LOUIS PARK ALC	0287-06-761	2007	fewer than 10	fewer than 10	0.0	\$0.00
Intermediate School District 287	286-BCALC-BROOKLYN CENTER ACADEMY	0287-06-763	2007	fewer than 10	fewer than 10	0.0	\$0.00
Intermediate School District 287	286-BCALC-BROOKLYN CENTER ACADEMY	0287-06-763	2009	fewer than 10	fewer than 10	0.0	\$0.00
Intermediate School District 287	286-BCALC-BROOKLYN CENTER ACADEMY	0287-06-763	2010	fewer than 10	fewer than 10	0.0	\$0.00
Intermediate School District 287	286-BCALC-BROOKLYN CENTER ACADEMY	0287-06-763	2011	fewer than 10	fewer than 10	0.0	\$0.00
Intermediate School District 287	286-BCALC-BROOKLYN CENTER ACADEMY	0287-06-763	2012	16	fewer than 10	0.0	\$0.00
Intermediate School District 287	286-BCALC-BROOKLYN CENTER ACADEMY	0287-06-763	2013	22	fewer than 10	0.0	\$0.00
Intermediate School District 287	286-BCALC-BROOKLYN CENTER ACADEMY	0287-06-763	2014	19	fewer than 10	0.0	\$0.00
Intermediate School District 287	ALC ARMSTRONG HS - IS	0287-06-621	2007	fewer than 10	fewer than 10	0.0	\$0.00
Intermediate School District 287	ALC ARMSTRONG HS - IS	0287-06-621	2011	fewer than 10	fewer than 10	0.0	\$0.00
Intermediate School District 287	ALC COOPER HS-IS	0287-06-611	2007	fewer than 10	fewer than 10	0.0	\$0.00
Intermediate School District 287	ALC EDEN PRAIRIE HS-IS	0287-06-603	2007	fewer than 10	fewer than 10	0.0	\$0.00
Intermediate School District 287	ALC EDEN PRAIRIE HS-IS	0287-06-603	2011	fewer than 10	fewer than 10	0.0	\$0.00
Intermediate School District 287	ALC GOLDEN VALLEY (RAP) IS	0287-06-608	2009	fewer than 10	fewer than 10	0.0	\$0.00
Intermediate School District 287	ALC PRAIRIE CENTER ALTERNATIVE IS	0287-06-609	2007	fewer than 10	fewer than 10	0.0	\$0.00
Intermediate School District 287	ALC PRAIRIE CENTER ALTERNATIVE IS	0287-06-609	2008	fewer than 10	fewer than 10	0.0	\$0.00
Intermediate School District 287	ALC PRAIRIE CENTER ALTERNATIVE IS	0287-06-609	2009	15	fewer than 10	0.0	\$0.00
Intermediate School District 287	ALC PRAIRIE CENTER ALTERNATIVE IS	0287-06-609	2010	fewer than 10	fewer than 10	0.0	\$0.00
Intermediate School District 287	ALC PRAIRIE CENTER ALTERNATIVE IS	0287-06-609	2011	11	fewer than 10	0.0	\$0.00
Intermediate School District 287	ALC PRAIRIE CENTER ALTERNATIVE IS	0287-06-609	2012	fewer than 10	fewer than 10	0.0	\$0.00
Intermediate School District 287	ALC PRAIRIE CENTER ALTERNATIVE IS	0287-06-609	2013	fewer than 10	fewer than 10	0.0	\$0.00
Intermediate School District 287	ALC RICHFIELD HS-IS	0287-06-607	2011	fewer than 10	fewer than 10	0.0	\$0.00
Intermediate School District 287	ALC WESTONKA - IS	0287-06-755	2012	fewer than 10	fewer than 10	0.0	\$0.00
Intermediate School District 287	CIP	0287-06-486	2008	fewer than 10	fewer than 10	0.0	\$0.00
Intermediate School District 287	CIP	0287-06-486	2014	fewer than 10	fewer than 10	0.0	\$0.00
Intermediate School District 287	CITY WEST ACADEMY	0287-06-770	2008	fewer than 10	fewer than 10	0.0	\$0.00
Intermediate School District 287	CITY WEST ACADEMY	0287-06-770	2010	fewer than 10	fewer than 10	0.0	\$0.00
Intermediate School District 287	CITY WEST ACADEMY	0287-06-770	2011	fewer than 10	fewer than 10	0.0	\$0.00
Intermediate School District 287	CITY WEST ACADEMY INDEPENDENT STUDY	0287-06-775	2010	fewer than 10	fewer than 10	0.0	\$0.00
Intermediate School District 287	EBD-SECONDARY-EXPLORE	0287-06-453	2007	fewer than 10	fewer than 10	0.0	\$0.00
Intermediate School District 287	EBD-SECONDARY-EXPLORE	0287-06-453	2008	fewer than 10	fewer than 10	0.0	\$0.00
Intermediate School District 287	EBD-SECONDARY-EXPLORE	0287-06-453	2009	fewer than 10	fewer than 10	0.0	\$0.00
Intermediate School District 287	EBD-SECONDARY-EXPLORE	0287-06-453	2010	fewer than 10	fewer than 10	0.0	\$0.00
Intermediate School District 287	EBD-SECONDARY-EXPLORE	0287-06-453	2011	fewer than 10	fewer than 10	0.0	\$0.00
Intermediate School District 287	EPSILON	0287-06-521	2011	fewer than 10	fewer than 10	0.0	\$0.00
Intermediate School District 287	EPSILON	0287-06-521	2014	fewer than 10	fewer than 10	0.0	\$0.00
Intermediate School District 287	FOCUS-HOSTERMAN	0287-06-439	2007	fewer than 10	fewer than 10	0.0	\$0.00
Intermediate School District 287	FOCUS-HOSTERMAN	0287-06-439	2009	fewer than 10	fewer than 10	0.0	\$0.00
Intermediate School District 287	FOCUS-HOSTERMAN	0287-06-439	2010	fewer than 10	fewer than 10	0.0	\$0.00

Intermediate School District 287	FOCUS-HOSTERMAN	0287-06-439	2013	fewer than 10	fewer than 10	0.0	\$0.00
Intermediate School District 287	FOCUS-HOSTERMAN	0287-06-439	2014	fewer than 10	fewer than 10	0.0	\$0.00
Intermediate School District 287	HEADWAY ACADEMY	0287-06-527	2013	fewer than 10	fewer than 10	0.0	\$0.00
Intermediate School District 287	HEADWAY ACADEMY	0287-06-527	2014	fewer than 10	fewer than 10	0.0	\$0.00
Intermediate School District 287	HENNEPIN GATEWAY TO COLLEGE	0287-06-801	2014	fewer than 10	fewer than 10	0.0	\$0.00
Intermediate School District 287	INTERSECT	0287-06-434	2008	fewer than 10	fewer than 10	0.0	\$0.00
Intermediate School District 287	INTERSECT	0287-06-434	2009	fewer than 10	fewer than 10	0.0	\$0.00
Intermediate School District 287	INTERSECT	0287-06-434	2010	fewer than 10	fewer than 10	0.0	\$0.00
Intermediate School District 287	INTERSECT	0287-06-434	2011	fewer than 10	fewer than 10	0.0	\$0.00
Intermediate School District 287	INTERSECT	0287-06-434	2012	fewer than 10	fewer than 10	0.0	\$0.00
Intermediate School District 287	INTERSECT	0287-06-434	2013	fewer than 10	fewer than 10	0.0	\$0.00
Intermediate School District 287	INTERSECT	0287-06-434	2014	fewer than 10	fewer than 10	0.0	\$0.00
Intermediate School District 287	INVEST HIGH SCHOOL	0287-06-428	2009	fewer than 10	fewer than 10	0.0	\$0.00
Intermediate School District 287	INVEST HIGH SCHOOL	0287-06-428	2010	fewer than 10	fewer than 10	0.0	\$0.00
Intermediate School District 287	INVEST HIGH SCHOOL	0287-06-428	2011	fewer than 10	fewer than 10	0.0	\$0.00
Intermediate School District 287	INVEST HIGH SCHOOL	0287-06-428	2012	fewer than 10	fewer than 10	0.0	\$0.00
Intermediate School District 287	INVEST HIGH SCHOOL	0287-06-428	2013	fewer than 10	fewer than 10	0.0	\$0.00
Intermediate School District 287	INVEST HIGH SCHOOL	0287-06-428	2014	fewer than 10	fewer than 10	0.0	\$0.00
Intermediate School District 287	INVEST NORTH	0287-06-468	2007	fewer than 10	fewer than 10	0.0	\$0.00
Intermediate School District 287	INVEST NORTH	0287-06-468	2008	fewer than 10	fewer than 10	0.0	\$0.00
Intermediate School District 287	INVEST NORTH	0287-06-468	2013	fewer than 10	fewer than 10	0.0	\$0.00
Intermediate School District 287	INVEST NORTH	0287-06-468	2014	fewer than 10	fewer than 10	0.0	\$0.00
Intermediate School District 287	INVEST SOUTH	0287-06-469	2008	fewer than 10	fewer than 10	0.0	\$0.00
Intermediate School District 287	INVEST TRANSITION	0287-06-429	2009	fewer than 10	fewer than 10	0.0	\$0.00
Intermediate School District 287	INVEST TRANSITION	0287-06-429	2010	10	fewer than 10	0.0	\$0.00
Intermediate School District 287	INVEST TRANSITION	0287-06-429	2011	13	fewer than 10	0.0	\$0.00
Intermediate School District 287	INVEST TRANSITION	0287-06-429	2012	fewer than 10	fewer than 10	0.0	\$0.00
Intermediate School District 287	INVEST TRANSITION	0287-06-429	2013	14	fewer than 10	0.0	\$0.00
Intermediate School District 287	INVEST TRANSITION	0287-06-429	2014	13	fewer than 10	0.0	\$0.00
Intermediate School District 287	NECA-NORTH EDUCATION CTR ALTERNATIV	0287-06-772	2011	fewer than 10	fewer than 10	0.0	\$0.00
Intermediate School District 287	NECA-NORTH EDUCATION CTR ALTERNATIV	0287-06-772	2012	fewer than 10	fewer than 10	0.0	\$0.00
Intermediate School District 287	NECA-NORTH EDUCATION CTR ALTERNATIV	0287-06-772	2013	16	fewer than 10	0.0	\$0.00
Intermediate School District 287	NECA-NORTH EDUCATION CTR ALTERNATIV	0287-06-772	2014	30	fewer than 10	0.0	\$0.00
Intermediate School District 287	NORTH VISTA ALC	0287-06-635	2011	fewer than 10	fewer than 10	0.0	\$0.00
Intermediate School District 287	NSO - INDEPENDENT STUDY	0287-06-766	2010	fewer than 10	fewer than 10	0.0	\$0.00
Intermediate School District 287	NSO - INDEPENDENT STUDY	0287-06-766	2011	fewer than 10	fewer than 10	0.0	\$0.00
Intermediate School District 287	NSO - INDEPENDENT STUDY	0287-06-766	2013	fewer than 10	fewer than 10	0.0	\$0.00
Intermediate School District 287	NSO - INDEPENDENT STUDY	0287-06-766	2014	fewer than 10	fewer than 10	0.0	\$0.00
Intermediate School District 287	OMEGON	0287-06-522	2007	fewer than 10	fewer than 10	0.0	\$0.00
Intermediate School District 287	OPEN TRACK NORTH	0287-06-697	2010	fewer than 10	fewer than 10	0.0	\$0.00
Intermediate School District 287	OPEN TRACK SOUTH	0287-06-795	2010	fewer than 10	fewer than 10	0.0	\$0.00
Intermediate School District 287	OPTIONS	0287-06-448	2007	fewer than 10	fewer than 10	0.0	\$0.00
Intermediate School District 287	OPTIONS	0287-06-448	2008	fewer than 10	fewer than 10	0.0	\$0.00
Intermediate School District 287	OPTIONS	0287-06-448	2009	fewer than 10	fewer than 10	0.0	\$0.00
Intermediate School District 287	OPTIONS	0287-06-448	2011	fewer than 10	fewer than 10	0.0	\$0.00

Intermediate School District 287	OPTIONS	0287-06-448	2012	fewer than 10	fewer than 10	0.0	\$0.00
Intermediate School District 287	OPTIONS	0287-06-448	2013	fewer than 10	fewer than 10	0.0	\$0.00
Intermediate School District 287	PHASE NORTH	0287-06-463	2007	18	fewer than 10	0.0	\$0.00
Intermediate School District 287	PHASE NORTH	0287-06-463	2008	20	fewer than 10	0.0	\$0.00
Intermediate School District 287	PHASE SOUTHWEST	0287-06-462	2008	fewer than 10	fewer than 10	0.0	\$0.00
Intermediate School District 287	PHASE SOUTHWEST	0287-06-462	2009	22	fewer than 10	0.0	\$0.00
Intermediate School District 287	PHASE SOUTHWEST	0287-06-462	2010	35	fewer than 10	0.0	\$0.00
Intermediate School District 287	PHASE SOUTHWEST	0287-06-462	2011	21	fewer than 10	0.0	\$0.00
Intermediate School District 287	PHASE SOUTHWEST	0287-06-462	2012	21	fewer than 10	0.0	\$0.00
Intermediate School District 287	PHASE SOUTHWEST	0287-06-462	2013	25	fewer than 10	0.0	\$0.00
Intermediate School District 287	PHASE SOUTHWEST	0287-06-462	2014	23	fewer than 10	0.0	\$0.00
Intermediate School District 287	PRAIRIE CENTER ACADEMY	0287-06-644	2007	fewer than 10	fewer than 10	0.0	\$0.00
Intermediate School District 287	PRAIRIE CENTER ACADEMY	0287-06-644	2008	11	fewer than 10	0.0	\$0.00
Intermediate School District 287	PRAIRIE CENTER ACADEMY	0287-06-644	2009	16	fewer than 10	0.0	\$0.00
Intermediate School District 287	PRAIRIE CENTER ACADEMY	0287-06-644	2010	17	fewer than 10	0.0	\$0.00
Intermediate School District 287	PRAIRIE CENTER ACADEMY	0287-06-644	2011	32	fewer than 10	0.0	\$0.00
Intermediate School District 287	PRAIRIE CENTER ACADEMY	0287-06-644	2012	19	fewer than 10	0.0	\$0.00
Intermediate School District 287	PRAIRIE CENTER ACADEMY	0287-06-644	2013	27	fewer than 10	0.0	\$0.00
Intermediate School District 287	RICHFIELD CAREER PROGRAM	0287-06-787	2009	fewer than 10	fewer than 10	0.0	\$0.00
Intermediate School District 287	RIDGEDALE ALTERNATIVE PROGRAM	0287-06-625	2007	fewer than 10	fewer than 10	0.0	\$0.00
Intermediate School District 287	RIDGEDALE ALTERNATIVE PROGRAM	0287-06-625	2008	fewer than 10	fewer than 10	0.0	\$0.00
Intermediate School District 287	RIDGEDALE ALTERNATIVE PROGRAM	0287-06-625	2009	14	fewer than 10	0.0	\$0.00
Intermediate School District 287	SAFE	0287-06-479	2012	fewer than 10	fewer than 10	0.0	\$0.00
Intermediate School District 287	SAFE	0287-06-479	2013	fewer than 10	fewer than 10	0.0	\$0.00
Intermediate School District 287	SAFE	0287-06-479	2014	fewer than 10	fewer than 10	0.0	\$0.00
Intermediate School District 287	SECA - IS	0287-06-618	2011	fewer than 10	fewer than 10	0.0	\$0.00
Intermediate School District 287	SOUTH ALTERNATIVE CENTER	0287-06-622	2011	25	fewer than 10	0.0	\$0.00
Intermediate School District 287	SOUTH ALTERNATIVE CENTER	0287-06-622	2012	22	fewer than 10	0.0	\$0.00
Intermediate School District 287	SOUTH ALTERNATIVE CENTER	0287-06-622	2013	23	fewer than 10	0.0	\$0.00
Intermediate School District 287	SOUTH ALTERNATIVE CENTER	0287-06-622	2014	25	fewer than 10	0.0	\$0.00
Intermediate School District 287	STRIVE TRANSITION SOUTH	0287-06-494	2007	fewer than 10	fewer than 10	0.0	\$0.00
Intermediate School District 287	STRIVE TRANSITION-PHASE N.	0287-06-484	2007	fewer than 10	fewer than 10	0.0	\$0.00
Intermediate School District 287	STRIVE TRANSITION-PHASE N.	0287-06-484	2008	fewer than 10	fewer than 10	0.0	\$0.00
Intermediate School District 287	STRIVE TRANSITION-PHASE N.	0287-06-484	2009	fewer than 10	fewer than 10	0.0	\$0.00
Intermediate School District 287	STRIVE TRANSITION-PHASE N.	0287-06-484	2010	fewer than 10	fewer than 10	0.0	\$0.00
Intermediate School District 287	STRIVE TRANSITION-PHASE N.	0287-06-484	2011	fewer than 10	fewer than 10	0.0	\$0.00
Intermediate School District 287	STRIVE TRANSITION-PHASE N.	0287-06-484	2012	fewer than 10	fewer than 10	0.0	\$0.00
Intermediate School District 287	STRIVE TRANSITION-PHASE N.	0287-06-484	2013	fewer than 10	fewer than 10	0.0	\$0.00
Intermediate School District 287	STRIVE TRANSITION-PHASE N.	0287-06-484	2014	fewer than 10	fewer than 10	0.0	\$0.00
Intermediate School District 287	SUN - RICHFIELD	0287-06-465	2008	fewer than 10	fewer than 10	0.0	\$0.00
Intermediate School District 287	SUN - RICHFIELD	0287-06-465	2009	fewer than 10	fewer than 10	0.0	\$0.00
Intermediate School District 287	SUN - RICHFIELD	0287-06-465	2010	fewer than 10	fewer than 10	0.0	\$0.00
Intermediate School District 287	SUN - RICHFIELD	0287-06-465	2011	fewer than 10	fewer than 10	0.0	\$0.00
Intermediate School District 287	SUN - RICHFIELD	0287-06-465	2012	fewer than 10	fewer than 10	0.0	\$0.00
Intermediate School District 287	SUN TRANSITION NORTH	0287-06-471	2007	fewer than 10	fewer than 10	0.0	\$0.00

Intermediate School District 287	SUN TRANSITION NORTH	0287-06-471	2008	fewer than 10	fewer than 10	0.0	\$0.00
Intermediate School District 287	SUN TRANSITION NORTH	0287-06-471	2009	fewer than 10	fewer than 10	0.0	\$0.00
Intermediate School District 287	SUN TRANSITION NORTH	0287-06-471	2010	fewer than 10	fewer than 10	0.0	\$0.00
Intermediate School District 287	SUN TRANSITION NORTH	0287-06-471	2011	15	fewer than 10	0.0	\$0.00
Intermediate School District 287	SUN TRANSITION NORTH	0287-06-471	2012	13	fewer than 10	0.0	\$0.00
Intermediate School District 287	SUN TRANSITION NORTH	0287-06-471	2013	fewer than 10	fewer than 10	0.0	\$0.00
Intermediate School District 287	SUN TRANSITION NORTH	0287-06-471	2014	11	fewer than 10	0.0	\$0.00
Intermediate School District 287	SUN TRANSITION SOUTH	0287-06-472	2008	fewer than 10	fewer than 10	0.0	\$0.00
Intermediate School District 287	VECTOR BASIC NORTH	0287-06-431	2007	24	fewer than 10	0.0	\$0.00
Intermediate School District 287	VECTOR BASIC NORTH	0287-06-431	2008	11	fewer than 10	0.0	\$0.00
Intermediate School District 287	VECTOR BASIC NORTH	0287-06-431	2009	19	fewer than 10	0.0	\$0.00
Intermediate School District 287	VECTOR BASIC NORTH	0287-06-431	2010	17	fewer than 10	0.0	\$0.00
Intermediate School District 287	VECTOR BASIC NORTH	0287-06-431	2011	15	fewer than 10	0.0	\$0.00
Intermediate School District 287	VECTOR BASIC NORTH	0287-06-431	2012	fewer than 10	fewer than 10	0.0	\$0.00
Intermediate School District 287	VECTOR BASIC NORTH	0287-06-431	2013	fewer than 10	fewer than 10	0.0	\$0.00
Intermediate School District 287	VECTOR BASIC NORTH	0287-06-431	2014	21	fewer than 10	0.0	\$0.00
Intermediate School District 287	VECTOR BASIC SOUTH	0287-06-432	2007	fewer than 10	fewer than 10	0.0	\$0.00
Intermediate School District 287	VECTOR BASIC SOUTH	0287-06-432	2008	fewer than 10	fewer than 10	0.0	\$0.00
Intermediate School District 287	VECTOR BASIC SOUTH	0287-06-432	2009	13	fewer than 10	0.0	\$0.00
Intermediate School District 287	VECTOR BASIC SOUTH	0287-06-432	2010	21	fewer than 10	0.0	\$0.00
Intermediate School District 287	VECTOR BASIC SOUTH	0287-06-432	2011	16	fewer than 10	0.0	\$0.00
Intermediate School District 287	VECTOR BASIC SOUTH	0287-06-432	2012	fewer than 10	fewer than 10	0.0	\$0.00
Intermediate School District 287	VECTOR BASIC SOUTH	0287-06-432	2013	18	fewer than 10	0.0	\$0.00
Intermediate School District 287	VECTOR BASIC SOUTH	0287-06-432	2014	16	fewer than 10	0.0	\$0.00
Intermediate School District 287	VECTOR LOW INCIDENCE NORTH	0287-06-435	2008	10	fewer than 10	0.0	\$0.00
Intermediate School District 287	VECTOR LOW INCIDENCE SOUTH	0287-06-436	2008	fewer than 10	fewer than 10	0.0	\$0.00
Intermediate School District 287	VENTURE HOSTERMAN	0287-06-467	2007	fewer than 10	fewer than 10	0.0	\$0.00
Intermediate School District 287	VOS - ESY	0287-06-412	2011	fewer than 10	fewer than 10	0.0	\$0.00
Intermediate School District 287	W-ALT-IS	0287-06-615	2011	fewer than 10	fewer than 10	0.0	\$0.00
Intermediate School District 287	W-ALT-IS	0287-06-615	2014	fewer than 10	fewer than 10	0.0	\$0.00
Intermediate School District 287	West Education Center Alternative	0287-06-800	2014	12	fewer than 10	0.0	\$0.00
Intermediate School District 287	WEST HIGH SCHOOL	0287-06-445	2014	fewer than 10	fewer than 10	0.0	\$0.00
Intermediate School District 287	X-TRACK INDEPENDENT STUDY	0287-06-619	2011	fewer than 10	fewer than 10	0.0	\$0.00
Intermediate School District 287	X-TRACK INDEPENDENT STUDY	0287-06-619	2012	fewer than 10	fewer than 10	0.0	\$0.00
Intermediate School District 917	917 DASH	0917-06-500	2008	fewer than 10	fewer than 10	0.0	\$0.00
Intermediate School District 917	917 DASH	0917-06-500	2009	fewer than 10	fewer than 10	0.0	\$0.00
Intermediate School District 917	917 DASH	0917-06-500	2010	fewer than 10	fewer than 10	0.0	\$0.00
Intermediate School District 917	917 DASH	0917-06-500	2011	fewer than 10	fewer than 10	0.0	\$0.00
Intermediate School District 917	917 DASH	0917-06-500	2012	fewer than 10	fewer than 10	0.0	\$0.00
Intermediate School District 917	917 DASH	0917-06-500	2013	fewer than 10	fewer than 10	0.0	\$0.00
Intermediate School District 917	917 DASH	0917-06-500	2014	fewer than 10	fewer than 10	0.0	\$0.00
Intermediate School District 917	917 FARMINGTON HIGH	0917-06-064	2007	fewer than 10	fewer than 10	0.0	\$0.00
Intermediate School District 917	917 HASTINGS HIGH	0917-06-073	2007	fewer than 10	fewer than 10	0.0	\$0.00
Intermediate School District 917	917 INTRA-DAKOTA EDUCATIONAL ALT	0917-06-051	2007	fewer than 10	fewer than 10	0.0	\$0.00
Intermediate School District 917	917 INTRA-DAKOTA EDUCATIONAL ALT	0917-06-051	2008	fewer than 10	fewer than 10	0.0	\$0.00

Intermediate School District 917	917 INTRA-DAKOTA EDUCATIONAL ALT	0917-06-051	2009	fewer than 10	fewer than 10	0.0	\$0.00
Intermediate School District 917	917 INTRA-DAKOTA EDUCATIONAL ALT	0917-06-051	2010	fewer than 10	fewer than 10	0.0	\$0.00
Intermediate School District 917	917 INTRA-DAKOTA EDUCATIONAL ALT	0917-06-051	2011	fewer than 10	fewer than 10	0.0	\$0.00
Intermediate School District 917	917 INTRA-DAKOTA EDUCATIONAL ALT	0917-06-051	2012	fewer than 10	fewer than 10	0.0	\$0.00
Intermediate School District 917	917 INTRA-DAKOTA EDUCATIONAL ALT	0917-06-051	2013	fewer than 10	fewer than 10	0.0	\$0.00
Intermediate School District 917	917 INTRA-DAKOTA EDUCATIONAL ALT	0917-06-051	2014	fewer than 10	fewer than 10	0.0	\$0.00
Intermediate School District 917	917 PACES	0917-06-061	2008	fewer than 10	fewer than 10	0.0	\$0.00
Intermediate School District 917	917 PACES	0917-06-061	2009	fewer than 10	fewer than 10	0.0	\$0.00
Intermediate School District 917	917 PACES	0917-06-061	2010	fewer than 10	fewer than 10	0.0	\$0.00
Intermediate School District 917	917 PACES	0917-06-061	2011	fewer than 10	fewer than 10	0.0	\$0.00
Intermediate School District 917	917 PACES	0917-06-061	2012	fewer than 10	fewer than 10	0.0	\$0.00
Intermediate School District 917	917 PACES	0917-06-061	2013	fewer than 10	fewer than 10	0.0	\$0.00
Intermediate School District 917	917 SIBLEY HIGH SCHOOL	0917-06-070	2007	fewer than 10	fewer than 10	0.0	\$0.00
Intermediate School District 917	917 SO. ST. PAUL JR./SR. HIGH	0917-06-032	2007	fewer than 10	fewer than 10	0.0	\$0.00
Intermediate School District 917	917 SUN	0917-06-400	2009	fewer than 10	fewer than 10	0.0	\$0.00
Intermediate School District 917	917 SUN	0917-06-400	2010	fewer than 10	fewer than 10	0.0	\$0.00
Intermediate School District 917	917 SUN	0917-06-400	2012	fewer than 10	fewer than 10	0.0	\$0.00
Intermediate School District 917	917 SUN	0917-06-400	2014	fewer than 10	fewer than 10	0.0	\$0.00
Intermediate School District 917	917 TRANSITIONAL EDUCATION SERV ALT	0917-06-030	2007	22	fewer than 10	0.0	\$0.00
Intermediate School District 917	917 TRANSITIONAL EDUCATION SERV ALT	0917-06-030	2008	25	fewer than 10	0.0	\$0.00
Intermediate School District 917	917 TRANSITIONAL EDUCATION SERV ALT	0917-06-030	2009	35	fewer than 10	0.0	\$0.00
Intermediate School District 917	917 TRANSITIONAL EDUCATION SERV ALT	0917-06-030	2010	37	fewer than 10	0.0	\$0.00
Intermediate School District 917	917 TRANSITIONAL EDUCATION SERV ALT	0917-06-030	2011	30	fewer than 10	0.0	\$0.00
Intermediate School District 917	917 TRANSITIONAL EDUCATION SERV ALT	0917-06-030	2012	34	fewer than 10	0.0	\$0.00
Intermediate School District 917	917 TRANSITIONAL EDUCATION SERV ALT	0917-06-030	2013	32	fewer than 10	0.0	\$0.00
Intermediate School District 917	917 TRANSITIONAL EDUCATION SERV ALT	0917-06-030	2014	27	fewer than 10	0.0	\$0.00
Intermediate School District 917	DAKOTA CTY. ALC	0917-06-071	2007	90	26	210.0	\$28,800.00
Intermediate School District 917	DAKOTA CTY. ALC	0917-06-071	2008	116	20	155.0	\$21,900.00
Intermediate School District 917	DAKOTA CTY. ALC	0917-06-071	2009	60	10	84.0	\$12,300.00
Intermediate School District 917	DAKOTA CTY. ALC	0917-06-071	2010	62	fewer than 10	0.0	\$0.00
Intermediate School District 917	DAKOTA CTY. ALC	0917-06-071	2011	78	fewer than 10	0.0	\$0.00
Intermediate School District 917	DAKOTA CTY. ALC	0917-06-071	2012	53	fewer than 10	0.0	\$0.00
Intermediate School District 917	DAKOTA CTY. ALC	0917-06-071	2013	55	fewer than 10	0.0	\$0.00
Intermediate School District 917	DAKOTA CTY. ALC	0917-06-071	2014	81	fewer than 10	0.0	\$0.00
Intermediate School District 917	EDOP DCALS EXTENDED DAY	0917-06-078	2008	fewer than 10	fewer than 10	0.0	\$0.00
Intermediate School District 917	EDOP DCALS EXTENDED DAY	0917-06-078	2009	26	fewer than 10	0.0	\$0.00
Intermediate School District 917	EDOP DCALS EXTENDED DAY	0917-06-078	2010	32	fewer than 10	0.0	\$0.00
Intermediate School District 917	EDOP DCALS EXTENDED DAY	0917-06-078	2011	19	fewer than 10	0.0	\$0.00
Intermediate School District 917	EDOP DCALS EXTENDED DAY	0917-06-078	2012	25	fewer than 10	0.0	\$0.00
Intermediate School District 917	EDOP DCALS EXTENDED DAY	0917-06-078	2013	fewer than 10	fewer than 10	0.0	\$0.00
Intermediate School District 917	EDOP DCALS EXTENDED DAY	0917-06-078	2014	11	fewer than 10	0.0	\$0.00
Intermediate School District 917	IDEA/FARMINGTON CAMPUS	0917-06-103	2007	fewer than 10	fewer than 10	0.0	\$0.00
Intermediate School District 917	IDEA/THOMPSON HEIGHTS SCHOOL	0917-06-046	2007	fewer than 10	fewer than 10	0.0	\$0.00
Intermediate School District 917	RIVERSIDE SCHOOL	0917-06-105	2009	fewer than 10	fewer than 10	0.0	\$0.00
Intermediate School District 917	RIVERSIDE SCHOOL	0917-06-105	2010	fewer than 10	fewer than 10	0.0	\$0.00

Intermediate School District 917	RIVERSIDE SCHOOL	0917-06-105	2011	fewer than 10	fewer than 10	0.0	\$0.00
Intermediate School District 917	TEA	0917-06-700	2014	fewer than 10	fewer than 10	0.0	\$0.00
Intermediate School District 917	WEST HEIGHTS ALC	0917-06-080	2008	14	fewer than 10	0.0	\$0.00
Intermediate School District 917	WEST HEIGHTS ALC	0917-06-080	2009	11	fewer than 10	0.0	\$0.00
Intermediate School District 917	WEST HEIGHTS ALC	0917-06-080	2010	14	fewer than 10	0.0	\$0.00
Intermediate School District 917	WEST HEIGHTS ALC	0917-06-080	2011	13	fewer than 10	0.0	\$0.00
Intermediate School District 917	WEST HEIGHTS ALC	0917-06-080	2012	11	fewer than 10	0.0	\$0.00
Intermediate School District 917	WEST HEIGHTS ALC	0917-06-080	2013	16	fewer than 10	0.0	\$0.00
Intermediate School District 917	WEST HEIGHTS ALC	0917-06-080	2014	18	fewer than 10	0.0	\$0.00
Intermediate School District 917	WEST HEIGHTS EXTENDED DAY	0917-06-079	2012	fewer than 10	fewer than 10	0.0	\$0.00
Intermediate School District 917	WEST HEIGHTS EXTENDED DAY	0917-06-079	2014	fewer than 10	fewer than 10	0.0	\$0.00
Intermediate School District 917	YOUTH TRANSITION PROGRAM	0917-06-100	2007	fewer than 10	fewer than 10	0.0	\$0.00
International Falls School District	FALLS SECONDARY	0361-01-001	2007	92	25	157.0	\$20,400.00
International Falls School District	FALLS SECONDARY	0361-01-001	2008	95	14	90.0	\$12,000.00
International Falls School District	FALLS SECONDARY	0361-01-001	2009	91	11	101.0	\$14,500.00
International Falls School District	FALLS SECONDARY	0361-01-001	2010	96	12	87.0	\$12,200.00
International Falls School District	FALLS SECONDARY	0361-01-001	2011	111	22	216.0	\$33,000.00
International Falls School District	FALLS SECONDARY	0361-01-001	2012	86	12	75.0	\$11,800.00
International Falls School District	FALLS SECONDARY	0361-01-001	2013	99	fewer than 10	0.0	\$0.00
International Falls School District	FALLS SECONDARY	0361-01-001	2014	74	fewer than 10	0.0	\$0.00
Inver Grove Heights Schools	SIMLEY ALTERNATIVE PROGRAM	0199-01-226	2007	31	fewer than 10	0.0	\$0.00
Inver Grove Heights Schools	SIMLEY ALTERNATIVE PROGRAM	0199-01-226	2008	23	fewer than 10	0.0	\$0.00
Inver Grove Heights Schools	SIMLEY ALTERNATIVE PROGRAM	0199-01-226	2009	42	fewer than 10	0.0	\$0.00
Inver Grove Heights Schools	SIMLEY ALTERNATIVE PROGRAM	0199-01-226	2010	35	fewer than 10	0.0	\$0.00
Inver Grove Heights Schools	SIMLEY ALTERNATIVE PROGRAM	0199-01-226	2011	15	fewer than 10	0.0	\$0.00
Inver Grove Heights Schools	SIMLEY ALTERNATIVE PROGRAM	0199-01-226	2012	31	fewer than 10	0.0	\$0.00
Inver Grove Heights Schools	SIMLEY ALTERNATIVE PROGRAM	0199-01-226	2013	31	fewer than 10	0.0	\$0.00
Inver Grove Heights Schools	SIMLEY ALTERNATIVE PROGRAM	0199-01-226	2014	34	fewer than 10	0.0	\$0.00
Inver Grove Heights Schools	SIMLEY SENIOR HIGH	0199-01-026	2007	232	21	118.0	\$16,500.00
Inver Grove Heights Schools	SIMLEY SENIOR HIGH	0199-01-026	2008	230	50	497.0	\$70,700.00
Inver Grove Heights Schools	SIMLEY SENIOR HIGH	0199-01-026	2009	206	43	351.0	\$51,700.00
Inver Grove Heights Schools	SIMLEY SENIOR HIGH	0199-01-026	2010	246	56	535.0	\$82,300.00
Inver Grove Heights Schools	SIMLEY SENIOR HIGH	0199-01-026	2011	227	43	381.0	\$61,900.00
Inver Grove Heights Schools	SIMLEY SENIOR HIGH	0199-01-026	2012	209	36	340.0	\$57,400.00
Inver Grove Heights Schools	SIMLEY SENIOR HIGH	0199-01-026	2013	200	46	330.0	\$55,400.00
Inver Grove Heights Schools	SIMLEY SENIOR HIGH	0199-01-026	2014	211	34	283.0	\$46,800.00
Isle Public School District	ISLE AREA LEARNING CENTER	0473-01-040	2007	fewer than 10	fewer than 10	0.0	\$0.00
Isle Public School District	ISLE AREA LEARNING CENTER	0473-01-040	2008	fewer than 10	fewer than 10	0.0	\$0.00
Isle Public School District	ISLE AREA LEARNING CENTER	0473-01-040	2009	fewer than 10	fewer than 10	0.0	\$0.00
Isle Public School District	ISLE AREA LEARNING CENTER	0473-01-040	2010	fewer than 10	fewer than 10	0.0	\$0.00
Isle Public School District	ISLE AREA LEARNING CENTER	0473-01-040	2011	fewer than 10	fewer than 10	0.0	\$0.00
Isle Public School District	ISLE AREA LEARNING CENTER	0473-01-040	2012	fewer than 10	fewer than 10	0.0	\$0.00
Isle Public School District	ISLE AREA LEARNING CENTER	0473-01-040	2013	fewer than 10	fewer than 10	0.0	\$0.00
Isle Public School District	ISLE AREA LEARNING CENTER	0473-01-040	2014	fewer than 10	fewer than 10	0.0	\$0.00
Isle Public School District	ISLE SECONDARY	0473-01-020	2007	31	fewer than 10	0.0	\$0.00

Isle Public School District	ISLE SECONDARY	0473-01-020	2008	45	fewer than 10	0.0	\$0.00
Isle Public School District	ISLE SECONDARY	0473-01-020	2009	35	fewer than 10	0.0	\$0.00
Isle Public School District	ISLE SECONDARY	0473-01-020	2010	36	10	56.0	\$9,200.00
Isle Public School District	ISLE SECONDARY	0473-01-020	2011	23	fewer than 10	0.0	\$0.00
Isle Public School District	ISLE SECONDARY	0473-01-020	2012	29	10	48.0	\$8,300.00
Isle Public School District	ISLE SECONDARY	0473-01-020	2013	32	fewer than 10	0.0	\$0.00
Isle Public School District	ISLE SECONDARY	0473-01-020	2014	30	fewer than 10	0.0	\$0.00
Ivanhoe Public School District	LINCOLN SECONDARY	0403-01-020	2007	26	fewer than 10	0.0	\$0.00
Ivanhoe Public School District	LINCOLN SECONDARY	0403-01-020	2008	32	fewer than 10	0.0	\$0.00
Ivanhoe Public School District	LINCOLN SECONDARY	0403-01-020	2009	23	fewer than 10	0.0	\$0.00
Ivanhoe Public School District	LINCOLN SECONDARY	0403-01-020	2010	23	fewer than 10	0.0	\$0.00
Ivanhoe Public School District	LINCOLN SECONDARY	0403-01-020	2011	28	fewer than 10	0.0	\$0.00
Ivanhoe Public School District	LINCOLN SECONDARY	0403-01-020	2012	29	fewer than 10	0.0	\$0.00
Ivanhoe Public School District	LINCOLN SECONDARY	0403-01-020	2013	13	fewer than 10	0.0	\$0.00
Ivanhoe Public School District	LINCOLN SECONDARY	0403-01-020	2014	22	fewer than 10	0.0	\$0.00
Jackson County Central School Dist.	JACKSON COUNTY CENTRAL SENIOR HIGH	2895-01-113	2007	106	12	40.0	\$5,900.00
Jackson County Central School Dist.	JACKSON COUNTY CENTRAL SENIOR HIGH	2895-01-113	2008	100	10	43.0	\$6,400.00
Jackson County Central School Dist.	JACKSON COUNTY CENTRAL SENIOR HIGH	2895-01-113	2009	66	fewer than 10	0.0	\$0.00
Jackson County Central School Dist.	JACKSON COUNTY CENTRAL SENIOR HIGH	2895-01-113	2010	90	12	48.0	\$8,100.00
Jackson County Central School Dist.	JACKSON COUNTY CENTRAL SENIOR HIGH	2895-01-113	2011	95	fewer than 10	0.0	\$0.00
Jackson County Central School Dist.	JACKSON COUNTY CENTRAL SENIOR HIGH	2895-01-113	2012	76	fewer than 10	0.0	\$0.00
Jackson County Central School Dist.	JACKSON COUNTY CENTRAL SENIOR HIGH	2895-01-113	2013	75	fewer than 10	0.0	\$0.00
Jackson County Central School Dist.	JACKSON COUNTY CENTRAL SENIOR HIGH	2895-01-113	2014	92	fewer than 10	0.0	\$0.00
Janesville-Waldorf-Pemberton	JANESVILLE-WALDORF-PEMBERTON SEC	2835-01-020	2007	40	10	108.0	\$14,900.00
Janesville-Waldorf-Pemberton	JANESVILLE-WALDORF-PEMBERTON SEC	2835-01-020	2008	49	13	86.0	\$12,200.00
Janesville-Waldorf-Pemberton	JANESVILLE-WALDORF-PEMBERTON SEC	2835-01-020	2009	35	fewer than 10	0.0	\$0.00
Janesville-Waldorf-Pemberton	JANESVILLE-WALDORF-PEMBERTON SEC	2835-01-020	2010	38	fewer than 10	0.0	\$0.00
Janesville-Waldorf-Pemberton	JANESVILLE-WALDORF-PEMBERTON SEC	2835-01-020	2011	38	fewer than 10	0.0	\$0.00
Janesville-Waldorf-Pemberton	JANESVILLE-WALDORF-PEMBERTON SEC	2835-01-020	2012	44	16	174.0	\$28,300.00
Janesville-Waldorf-Pemberton	JANESVILLE-WALDORF-PEMBERTON SEC	2835-01-020	2013	47	15	100.0	\$17,200.00
Janesville-Waldorf-Pemberton	JANESVILLE-WALDORF-PEMBERTON SEC	2835-01-020	2014	35	fewer than 10	0.0	\$0.00
Jennings Community Learning Center	JENNINGS EXPERIENTIAL HIGH SCHOOL	4031-07-010	2007	27	fewer than 10	0.0	\$0.00
Jennings Community Learning Center	JENNINGS EXPERIENTIAL HIGH SCHOOL	4031-07-010	2008	fewer than 10	fewer than 10	0.0	\$0.00
Jennings Community Learning Center	JENNINGS EXPERIENTIAL HIGH SCHOOL	4031-07-010	2009	15	fewer than 10	0.0	\$0.00
Jennings Community Learning Center	JENNINGS EXPERIENTIAL HIGH SCHOOL	4031-07-010	2010	11	fewer than 10	0.0	\$0.00
Jennings Community Learning Center	JENNINGS EXPERIENTIAL HIGH SCHOOL	4031-07-010	2011	16	fewer than 10	0.0	\$0.00
Jennings Community Learning Center	JENNINGS EXPERIENTIAL HIGH SCHOOL	4031-07-010	2012	15	fewer than 10	0.0	\$0.00
Jennings Community Learning Center	JENNINGS EXPERIENTIAL HIGH SCHOOL	4031-07-010	2013	11	fewer than 10	0.0	\$0.00
Jennings Community Learning Center	JENNINGS EXPERIENTIAL HIGH SCHOOL	4031-07-010	2014	35	fewer than 10	0.0	\$0.00
Jordan Public School District	JORDAN SECONDARY	0717-01-127	2007	117	16	149.0	\$20,700.00
Jordan Public School District	JORDAN SECONDARY	0717-01-127	2008	77	13	72.0	\$11,100.00
Jordan Public School District	JORDAN SECONDARY	0717-01-127	2009	107	19	182.0	\$26,000.00
Jordan Public School District	JORDAN SECONDARY	0717-01-127	2010	112	14	86.0	\$13,400.00
Jordan Public School District	JORDAN SECONDARY	0717-01-127	2011	112	23	187.0	\$30,700.00
Jordan Public School District	JORDAN SECONDARY	0717-01-127	2012	121	13	75.0	\$14,000.00

Jordan Public School District	JORDAN SECONDARY	0717-01-127	2013	126	31	231.0	\$39,100.00
Jordan Public School District	JORDAN SECONDARY	0717-01-127	2014	107	fewer than 10	0.0	\$0.00
Kasson-Mantorville School District	KASSON-MANTORVILLE SENIOR HIGH	0204-01-030	2007	112	19	182.0	\$25,200.00
Kasson-Mantorville School District	KASSON-MANTORVILLE SENIOR HIGH	0204-01-030	2008	142	31	291.0	\$40,600.00
Kasson-Mantorville School District	KASSON-MANTORVILLE SENIOR HIGH	0204-01-030	2009	129	25	201.0	\$29,300.00
Kasson-Mantorville School District	KASSON-MANTORVILLE SENIOR HIGH	0204-01-030	2010	129	24	227.0	\$35,200.00
Kasson-Mantorville School District	KASSON-MANTORVILLE SENIOR HIGH	0204-01-030	2011	133	24	244.0	\$39,200.00
Kasson-Mantorville School District	KASSON-MANTORVILLE SENIOR HIGH	0204-01-030	2012	139	30	229.0	\$38,200.00
Kasson-Mantorville School District	KASSON-MANTORVILLE SENIOR HIGH	0204-01-030	2013	128	12	71.0	\$12,000.00
Kasson-Mantorville School District	KASSON-MANTORVILLE SENIOR HIGH	0204-01-030	2014	153	11	106.0	\$18,000.00
Kelliher Public School District	KELLIHER SECONDARY	0036-01-020	2007	12	fewer than 10	0.0	\$0.00
Kelliher Public School District	KELLIHER SECONDARY	0036-01-020	2008	12	fewer than 10	0.0	\$0.00
Kelliher Public School District	KELLIHER SECONDARY	0036-01-020	2009	18	fewer than 10	0.0	\$0.00
Kelliher Public School District	KELLIHER SECONDARY	0036-01-020	2010	16	fewer than 10	0.0	\$0.00
Kelliher Public School District	KELLIHER SECONDARY	0036-01-020	2011	13	fewer than 10	0.0	\$0.00
Kelliher Public School District	KELLIHER SECONDARY	0036-01-020	2012	13	fewer than 10	0.0	\$0.00
Kelliher Public School District	KELLIHER SECONDARY	0036-01-020	2013	22	fewer than 10	0.0	\$0.00
Kelliher Public School District	KELLIHER SECONDARY	0036-01-020	2014	16	fewer than 10	0.0	\$0.00
Kenyon-Wanamingo School District	KENYON-WANAMINGO ALTERNATIVE	2172-01-060	2012	fewer than 10	fewer than 10	0.0	\$0.00
Kenyon-Wanamingo School District	KENYON-WANAMINGO ALTERNATIVE	2172-01-060	2014	fewer than 10	fewer than 10	0.0	\$0.00
Kenyon-Wanamingo School District	KENYON-WANAMINGO SENIOR HIGH	2172-01-020	2007	64	21	164.0	\$23,200.00
Kenyon-Wanamingo School District	KENYON-WANAMINGO SENIOR HIGH	2172-01-020	2008	64	fewer than 10	0.0	\$0.00
Kenyon-Wanamingo School District	KENYON-WANAMINGO SENIOR HIGH	2172-01-020	2009	64	18	169.0	\$24,500.00
Kenyon-Wanamingo School District	KENYON-WANAMINGO SENIOR HIGH	2172-01-020	2010	55	16	161.0	\$24,500.00
Kenyon-Wanamingo School District	KENYON-WANAMINGO SENIOR HIGH	2172-01-020	2011	44	fewer than 10	0.0	\$0.00
Kenyon-Wanamingo School District	KENYON-WANAMINGO SENIOR HIGH	2172-01-020	2012	59	11	112.0	\$18,400.00
Kenyon-Wanamingo School District	KENYON-WANAMINGO SENIOR HIGH	2172-01-020	2013	59	10	108.0	\$17,700.00
Kenyon-Wanamingo School District	KENYON-WANAMINGO SENIOR HIGH	2172-01-020	2014	54	fewer than 10	0.0	\$0.00
Kerkhoven-Murdock-Sunburg	KERKHOVEN SECONDARY	0775-01-050	2007	52	fewer than 10	0.0	\$0.00
Kerkhoven-Murdock-Sunburg	KERKHOVEN SECONDARY	0775-01-050	2008	35	11	75.0	\$10,400.00
Kerkhoven-Murdock-Sunburg	KERKHOVEN SECONDARY	0775-01-050	2009	41	fewer than 10	0.0	\$0.00
Kerkhoven-Murdock-Sunburg	KERKHOVEN SECONDARY	0775-01-050	2010	52	12	76.0	\$11,200.00
Kerkhoven-Murdock-Sunburg	KERKHOVEN SECONDARY	0775-01-050	2011	52	11	75.0	\$11,700.00
Kerkhoven-Murdock-Sunburg	KERKHOVEN SECONDARY	0775-01-050	2012	26	fewer than 10	0.0	\$0.00
Kerkhoven-Murdock-Sunburg	KERKHOVEN SECONDARY	0775-01-050	2013	35	fewer than 10	0.0	\$0.00
Kerkhoven-Murdock-Sunburg	KERKHOVEN SECONDARY	0775-01-050	2014	47	fewer than 10	0.0	\$0.00
Kimball Public School District	KIMBALL SECONDARY	0739-01-020	2007	58	10	31.0	\$4,500.00
Kimball Public School District	KIMBALL SECONDARY	0739-01-020	2008	65	fewer than 10	0.0	\$0.00
Kimball Public School District	KIMBALL SECONDARY	0739-01-020	2009	54	fewer than 10	0.0	\$0.00
Kimball Public School District	KIMBALL SECONDARY	0739-01-020	2010	59	10	49.0	\$7,600.00
Kimball Public School District	KIMBALL SECONDARY	0739-01-020	2011	57	10	61.0	\$9,600.00
Kimball Public School District	KIMBALL SECONDARY	0739-01-020	2012	62	fewer than 10	0.0	\$0.00
Kimball Public School District	KIMBALL SECONDARY	0739-01-020	2013	59	fewer than 10	0.0	\$0.00
Kimball Public School District	KIMBALL SECONDARY	0739-01-020	2014	49	fewer than 10	0.0	\$0.00
Kingsland Public School District	KINGSLAND SENIOR HIGH	2137-01-025	2007	75	15	131.0	\$17,900.00

Kingsland Public School District	KINGSLAND SENIOR HIGH	2137-01-025	2008	63	12	55.0	\$7,900.00
Kingsland Public School District	KINGSLAND SENIOR HIGH	2137-01-025	2009	77	16	137.0	\$20,200.00
Kingsland Public School District	KINGSLAND SENIOR HIGH	2137-01-025	2010	51	fewer than 10	0.0	\$0.00
Kingsland Public School District	KINGSLAND SENIOR HIGH	2137-01-025	2011	65	11	105.0	\$16,700.00
Kingsland Public School District	KINGSLAND SENIOR HIGH	2137-01-025	2012	52	13	116.0	\$19,700.00
Kingsland Public School District	KINGSLAND SENIOR HIGH	2137-01-025	2013	49	fewer than 10	0.0	\$0.00
Kingsland Public School District	KINGSLAND SENIOR HIGH	2137-01-025	2014	48	fewer than 10	0.0	\$0.00
Kittson Central School District	KITTSOON CENTRAL SECONDARY	2171-01-030	2007	31	fewer than 10	0.0	\$0.00
Kittson Central School District	KITTSOON CENTRAL SECONDARY	2171-01-030	2008	31	12	66.0	\$10,300.00
Kittson Central School District	KITTSOON CENTRAL SECONDARY	2171-01-030	2009	29	fewer than 10	0.0	\$0.00
Kittson Central School District	KITTSOON CENTRAL SECONDARY	2171-01-030	2010	25	fewer than 10	0.0	\$0.00
Kittson Central School District	KITTSOON CENTRAL SECONDARY	2171-01-030	2011	21	fewer than 10	0.0	\$0.00
Kittson Central School District	KITTSOON CENTRAL SECONDARY	2171-01-030	2012	22	fewer than 10	0.0	\$0.00
Kittson Central School District	KITTSOON CENTRAL SECONDARY	2171-01-030	2013	25	fewer than 10	0.0	\$0.00
Kittson Central School District	KITTSOON CENTRAL SECONDARY	2171-01-030	2014	22	fewer than 10	0.0	\$0.00
La Crescent-Hokah School District	BLUFF COUNTRY LEARNING CENTER	0300-01-040	2007	25	fewer than 10	0.0	\$0.00
La Crescent-Hokah School District	BLUFF COUNTRY LEARNING CENTER	0300-01-040	2008	21	fewer than 10	0.0	\$0.00
La Crescent-Hokah School District	BLUFF COUNTRY LEARNING CENTER	0300-01-040	2009	35	fewer than 10	0.0	\$0.00
La Crescent-Hokah School District	BLUFF COUNTRY LEARNING CENTER	0300-01-040	2010	17	fewer than 10	0.0	\$0.00
La Crescent-Hokah School District	BLUFF COUNTRY LEARNING CENTER	0300-01-040	2011	14	fewer than 10	0.0	\$0.00
La Crescent-Hokah School District	BLUFF COUNTRY LEARNING CENTER	0300-01-040	2012	21	fewer than 10	0.0	\$0.00
La Crescent-Hokah School District	BLUFF COUNTRY LEARNING CENTER	0300-01-040	2013	13	fewer than 10	0.0	\$0.00
La Crescent-Hokah School District	BLUFF COUNTRY LEARNING CENTER	0300-01-040	2014	16	fewer than 10	0.0	\$0.00
La Crescent-Hokah School District	LA CRESCENT SENIOR HIGH	0300-01-020	2007	114	fewer than 10	0.0	\$0.00
La Crescent-Hokah School District	LA CRESCENT SENIOR HIGH	0300-01-020	2008	132	fewer than 10	0.0	\$0.00
La Crescent-Hokah School District	LA CRESCENT SENIOR HIGH	0300-01-020	2009	129	fewer than 10	0.0	\$0.00
La Crescent-Hokah School District	LA CRESCENT SENIOR HIGH	0300-01-020	2010	122	fewer than 10	0.0	\$0.00
La Crescent-Hokah School District	LA CRESCENT SENIOR HIGH	0300-01-020	2011	122	fewer than 10	0.0	\$0.00
La Crescent-Hokah School District	LA CRESCENT SENIOR HIGH	0300-01-020	2012	103	fewer than 10	0.0	\$0.00
La Crescent-Hokah School District	LA CRESCENT SENIOR HIGH	0300-01-020	2013	120	fewer than 10	0.0	\$0.00
La Crescent-Hokah School District	LA CRESCENT SENIOR HIGH	0300-01-020	2014	109	fewer than 10	0.0	\$0.00
Lac qui Parle Valley School Dist.	LAC QUI PARLE VALLEY SECONDARY	2853-01-040	2007	81	13	45.0	\$6,500.00
Lac qui Parle Valley School Dist.	LAC QUI PARLE VALLEY SECONDARY	2853-01-040	2008	103	19	60.0	\$9,100.00
Lac qui Parle Valley School Dist.	LAC QUI PARLE VALLEY SECONDARY	2853-01-040	2009	74	12	48.0	\$7,000.00
Lac qui Parle Valley School Dist.	LAC QUI PARLE VALLEY SECONDARY	2853-01-040	2010	67	12	55.0	\$8,200.00
Lac qui Parle Valley School Dist.	LAC QUI PARLE VALLEY SECONDARY	2853-01-040	2011	83	14	47.0	\$8,400.00
Lac qui Parle Valley School Dist.	LAC QUI PARLE VALLEY SECONDARY	2853-01-040	2012	56	fewer than 10	0.0	\$0.00
Lac qui Parle Valley School Dist.	LAC QUI PARLE VALLEY SECONDARY	2853-01-040	2013	77	14	41.0	\$6,700.00
Lac qui Parle Valley School Dist.	LAC QUI PARLE VALLEY SECONDARY	2853-01-040	2014	34	fewer than 10	0.0	\$0.00
Lake Benton Public School District	LAKE BENTON SECONDARY	0404-01-020	2007	17	fewer than 10	0.0	\$0.00
Lake Benton Public School District	LAKE BENTON SECONDARY	0404-01-020	2008	21	fewer than 10	0.0	\$0.00
Lake Benton Public School District	LAKE BENTON SECONDARY	0404-01-020	2009	fewer than 10	fewer than 10	0.0	\$0.00
Lake Benton Public School District	LAKE BENTON SECONDARY	0404-01-020	2010	12	fewer than 10	0.0	\$0.00
Lake Benton Public School District	LAKE BENTON SECONDARY	0404-01-020	2011	11	fewer than 10	0.0	\$0.00
Lake Benton Public School District	LAKE BENTON SECONDARY	0404-01-020	2012	fewer than 10	fewer than 10	0.0	\$0.00

Lake Benton Public School District	LAKE BENTON SECONDARY	0404-01-020	2013	fewer than 10	fewer than 10	0.0	\$0.00
Lake Benton Public School District	LAKE BENTON SECONDARY	0404-01-020	2014	10	fewer than 10	0.0	\$0.00
Lake City Public School District	LINCOLN SECONDARY	0813-01-040	2007	99	20	177.0	\$24,900.00
Lake City Public School District	LINCOLN SECONDARY	0813-01-040	2008	107	22	156.0	\$21,700.00
Lake City Public School District	LINCOLN SECONDARY	0813-01-040	2009	93	16	157.0	\$22,700.00
Lake City Public School District	LINCOLN SECONDARY	0813-01-040	2010	99	21	236.0	\$35,500.00
Lake City Public School District	LINCOLN SECONDARY	0813-01-040	2011	85	10	100.0	\$15,900.00
Lake City Public School District	LINCOLN SECONDARY	0813-01-040	2012	84	19	177.0	\$29,100.00
Lake City Public School District	LINCOLN SECONDARY	0813-01-040	2013	83	13	79.0	\$13,200.00
Lake City Public School District	LINCOLN SECONDARY	0813-01-040	2014	69	fewer than 10	0.0	\$0.00
Lake Crystal-Wellcome Memorial	LK CRYSTAL-WELLCOME MEMORIAL SEC.	2071-01-030	2007	72	16	187.0	\$26,000.00
Lake Crystal-Wellcome Memorial	LK CRYSTAL-WELLCOME MEMORIAL SEC.	2071-01-030	2008	64	13	97.0	\$13,600.00
Lake Crystal-Wellcome Memorial	LK CRYSTAL-WELLCOME MEMORIAL SEC.	2071-01-030	2009	62	11	111.0	\$16,700.00
Lake Crystal-Wellcome Memorial	LK CRYSTAL-WELLCOME MEMORIAL SEC.	2071-01-030	2010	56	14	111.0	\$17,500.00
Lake Crystal-Wellcome Memorial	LK CRYSTAL-WELLCOME MEMORIAL SEC.	2071-01-030	2011	62	12	87.0	\$14,400.00
Lake Crystal-Wellcome Memorial	LK CRYSTAL-WELLCOME MEMORIAL SEC.	2071-01-030	2012	54	11	97.0	\$17,300.00
Lake Crystal-Wellcome Memorial	LK CRYSTAL-WELLCOME MEMORIAL SEC.	2071-01-030	2013	53	fewer than 10	0.0	\$0.00
Lake Crystal-Wellcome Memorial	LK CRYSTAL-WELLCOME MEMORIAL SEC.	2071-01-030	2014	53	14	101.0	\$17,100.00
Lake of The Woods School District	LAKE OF THE WOODS SECONDARY	0390-01-222	2007	51	fewer than 10	0.0	\$0.00
Lake of The Woods School District	LAKE OF THE WOODS SECONDARY	0390-01-222	2008	43	fewer than 10	0.0	\$0.00
Lake of The Woods School District	LAKE OF THE WOODS SECONDARY	0390-01-222	2009	47	fewer than 10	0.0	\$0.00
Lake of The Woods School District	LAKE OF THE WOODS SECONDARY	0390-01-222	2010	54	11	66.0	\$10,000.00
Lake of The Woods School District	LAKE OF THE WOODS SECONDARY	0390-01-222	2011	43	fewer than 10	0.0	\$0.00
Lake of The Woods School District	LAKE OF THE WOODS SECONDARY	0390-01-222	2012	50	fewer than 10	0.0	\$0.00
Lake of The Woods School District	LAKE OF THE WOODS SECONDARY	0390-01-222	2013	34	fewer than 10	0.0	\$0.00
Lake of The Woods School District	LAKE OF THE WOODS SECONDARY	0390-01-222	2014	35	fewer than 10	0.0	\$0.00
Lake Park Audubon School District	LAKE PARK AUDUBON SECONDARY	2889-01-020	2007	40	13	59.0	\$9,200.00
Lake Park Audubon School District	LAKE PARK AUDUBON SECONDARY	2889-01-020	2008	48	fewer than 10	0.0	\$0.00
Lake Park Audubon School District	LAKE PARK AUDUBON SECONDARY	2889-01-020	2009	40	fewer than 10	0.0	\$0.00
Lake Park Audubon School District	LAKE PARK AUDUBON SECONDARY	2889-01-020	2010	49	fewer than 10	0.0	\$0.00
Lake Park Audubon School District	LAKE PARK AUDUBON SECONDARY	2889-01-020	2011	31	fewer than 10	0.0	\$0.00
Lake Park Audubon School District	LAKE PARK AUDUBON SECONDARY	2889-01-020	2012	45	fewer than 10	0.0	\$0.00
Lake Park Audubon School District	LAKE PARK AUDUBON SECONDARY	2889-01-020	2013	44	13	69.0	\$11,500.00
Lake Park Audubon School District	LAKE PARK AUDUBON SECONDARY	2889-01-020	2014	40	fewer than 10	0.0	\$0.00
Lake Superior Public School Dist.	KELLEY SECONDARY	0381-01-090	2007	46	fewer than 10	0.0	\$0.00
Lake Superior Public School Dist.	KELLEY SECONDARY	0381-01-090	2009	32	fewer than 10	0.0	\$0.00
Lake Superior Public School Dist.	KELLEY SECONDARY	0381-01-090	2010	28	fewer than 10	0.0	\$0.00
Lake Superior Public School Dist.	KELLEY SECONDARY	0381-01-090	2011	35	fewer than 10	0.0	\$0.00
Lake Superior Public School Dist.	KELLEY SECONDARY	0381-01-090	2012	36	fewer than 10	0.0	\$0.00
Lake Superior Public School Dist.	KELLEY SECONDARY	0381-01-090	2013	29	fewer than 10	0.0	\$0.00
Lake Superior Public School Dist.	KELLEY SECONDARY	0381-01-090	2014	32	fewer than 10	0.0	\$0.00
Lake Superior Public School Dist.	SOLO	0381-01-255	2007	fewer than 10	fewer than 10	0.0	\$0.00
Lake Superior Public School Dist.	SOLO	0381-01-255	2010	fewer than 10	fewer than 10	0.0	\$0.00
Lake Superior Public School Dist.	TWO HARBORS SECONDARY	0381-01-200	2007	90	11	111.0	\$13,800.00
Lake Superior Public School Dist.	TWO HARBORS SECONDARY	0381-01-200	2008	85	14	80.0	\$10,700.00

Lake Superior Public School Dist.	TWO HARBORS SECONDARY	0381-01-200	2009	90	18	174.0	\$22,300.00
Lake Superior Public School Dist.	TWO HARBORS SECONDARY	0381-01-200	2010	94	15	102.0	\$15,000.00
Lake Superior Public School Dist.	TWO HARBORS SECONDARY	0381-01-200	2011	71	fewer than 10	0.0	\$0.00
Lake Superior Public School Dist.	TWO HARBORS SECONDARY	0381-01-200	2012	95	11	56.0	\$8,500.00
Lake Superior Public School Dist.	TWO HARBORS SECONDARY	0381-01-200	2013	69	fewer than 10	0.0	\$0.00
Lake Superior Public School Dist.	TWO HARBORS SECONDARY	0381-01-200	2014	71	10	67.0	\$10,300.00
Lakeview School District	LAKEVIEW SECONDARY	2167-01-020	2007	42	fewer than 10	0.0	\$0.00
Lakeview School District	LAKEVIEW SECONDARY	2167-01-020	2008	41	fewer than 10	0.0	\$0.00
Lakeview School District	LAKEVIEW SECONDARY	2167-01-020	2009	44	fewer than 10	0.0	\$0.00
Lakeview School District	LAKEVIEW SECONDARY	2167-01-020	2010	37	fewer than 10	0.0	\$0.00
Lakeview School District	LAKEVIEW SECONDARY	2167-01-020	2011	25	fewer than 10	0.0	\$0.00
Lakeview School District	LAKEVIEW SECONDARY	2167-01-020	2012	47	10	56.0	\$9,900.00
Lakeview School District	LAKEVIEW SECONDARY	2167-01-020	2013	33	fewer than 10	0.0	\$0.00
Lakeview School District	LAKEVIEW SECONDARY	2167-01-020	2014	33	fewer than 10	0.0	\$0.00
Lakeville Public School District	LAKEVILLE AREA LEARNING CENTER	0194-01-590	2007	35	fewer than 10	0.0	\$0.00
Lakeville Public School District	LAKEVILLE AREA LEARNING CENTER	0194-01-590	2008	44	fewer than 10	0.0	\$0.00
Lakeville Public School District	LAKEVILLE AREA LEARNING CENTER	0194-01-590	2009	24	fewer than 10	0.0	\$0.00
Lakeville Public School District	LAKEVILLE AREA LEARNING CENTER	0194-01-590	2010	32	fewer than 10	0.0	\$0.00
Lakeville Public School District	LAKEVILLE AREA LEARNING CENTER	0194-01-590	2011	36	fewer than 10	0.0	\$0.00
Lakeville Public School District	LAKEVILLE AREA LEARNING CENTER	0194-01-590	2012	35	fewer than 10	0.0	\$0.00
Lakeville Public School District	LAKEVILLE AREA LEARNING CENTER	0194-01-590	2013	34	fewer than 10	0.0	\$0.00
Lakeville Public School District	LAKEVILLE AREA LEARNING CENTER	0194-01-590	2014	23	fewer than 10	0.0	\$0.00
Lakeville Public School District	LAKEVILLE NORTH HIGH	0194-01-028	2007	386	53	417.0	\$58,600.00
Lakeville Public School District	LAKEVILLE NORTH HIGH	0194-01-028	2008	413	51	523.0	\$74,500.00
Lakeville Public School District	LAKEVILLE NORTH HIGH	0194-01-028	2009	400	53	419.0	\$59,200.00
Lakeville Public School District	LAKEVILLE NORTH HIGH	0194-01-028	2010	429	44	353.0	\$55,300.00
Lakeville Public School District	LAKEVILLE NORTH HIGH	0194-01-028	2011	392	48	329.0	\$54,900.00
Lakeville Public School District	LAKEVILLE NORTH HIGH	0194-01-028	2012	428	43	328.0	\$55,600.00
Lakeville Public School District	LAKEVILLE NORTH HIGH	0194-01-028	2013	405	37	263.0	\$45,000.00
Lakeville Public School District	LAKEVILLE NORTH HIGH	0194-01-028	2014	434	33	261.0	\$42,900.00
Lakeville Public School District	LAKEVILLE SOUTH HIGH	0194-01-040	2007	383	68	500.0	\$68,900.00
Lakeville Public School District	LAKEVILLE SOUTH HIGH	0194-01-040	2008	360	45	391.0	\$57,300.00
Lakeville Public School District	LAKEVILLE SOUTH HIGH	0194-01-040	2009	419	56	521.0	\$76,100.00
Lakeville Public School District	LAKEVILLE SOUTH HIGH	0194-01-040	2010	413	44	302.0	\$46,800.00
Lakeville Public School District	LAKEVILLE SOUTH HIGH	0194-01-040	2011	431	40	355.0	\$56,900.00
Lakeville Public School District	LAKEVILLE SOUTH HIGH	0194-01-040	2012	461	55	415.0	\$70,700.00
Lakeville Public School District	LAKEVILLE SOUTH HIGH	0194-01-040	2013	421	42	362.0	\$59,600.00
Lakeville Public School District	LAKEVILLE SOUTH HIGH	0194-01-040	2014	428	34	250.0	\$42,300.00
Lakeville Public School District	Link12 Lakeville	0194-01-090	2014	fewer than 10	fewer than 10	0.0	\$0.00
Lancaster Public School District	LANCASTER SECONDARY	0356-01-020	2007	15	fewer than 10	0.0	\$0.00
Lancaster Public School District	LANCASTER SECONDARY	0356-01-020	2008	16	fewer than 10	0.0	\$0.00
Lancaster Public School District	LANCASTER SECONDARY	0356-01-020	2009	20	fewer than 10	0.0	\$0.00
Lancaster Public School District	LANCASTER SECONDARY	0356-01-020	2010	15	fewer than 10	0.0	\$0.00
Lancaster Public School District	LANCASTER SECONDARY	0356-01-020	2011	fewer than 10	fewer than 10	0.0	\$0.00
Lancaster Public School District	LANCASTER SECONDARY	0356-01-020	2012	13	fewer than 10	0.0	\$0.00

Lancaster Public School District	LANCASTER SECONDARY	0356-01-020	2013	16	fewer than 10	0.0	\$0.00
Lancaster Public School District	LANCASTER SECONDARY	0356-01-020	2014	fewer than 10	fewer than 10	0.0	\$0.00
Lanesboro Public School District	Lanesboro Online	0229-01-030	2014	fewer than 10	fewer than 10	0.0	\$0.00
Lanesboro Public School District	LANESBORO SECONDARY	0229-01-020	2007	34	10	118.0	\$16,300.00
Lanesboro Public School District	LANESBORO SECONDARY	0229-01-020	2008	28	fewer than 10	0.0	\$0.00
Lanesboro Public School District	LANESBORO SECONDARY	0229-01-020	2009	28	fewer than 10	0.0	\$0.00
Lanesboro Public School District	LANESBORO SECONDARY	0229-01-020	2010	31	fewer than 10	0.0	\$0.00
Lanesboro Public School District	LANESBORO SECONDARY	0229-01-020	2011	33	fewer than 10	0.0	\$0.00
Lanesboro Public School District	LANESBORO SECONDARY	0229-01-020	2012	22	fewer than 10	0.0	\$0.00
Lanesboro Public School District	LANESBORO SECONDARY	0229-01-020	2013	22	fewer than 10	0.0	\$0.00
Lanesboro Public School District	LANESBORO SECONDARY	0229-01-020	2014	17	fewer than 10	0.0	\$0.00
Laporte Public School District	LAPORTE SECONDARY	0306-01-020	2007	22	fewer than 10	0.0	\$0.00
Laporte Public School District	LAPORTE SECONDARY	0306-01-020	2008	17	fewer than 10	0.0	\$0.00
Laporte Public School District	LAPORTE SECONDARY	0306-01-020	2009	16	fewer than 10	0.0	\$0.00
Laporte Public School District	LAPORTE SECONDARY	0306-01-020	2010	21	fewer than 10	0.0	\$0.00
Laporte Public School District	LAPORTE SECONDARY	0306-01-020	2011	12	fewer than 10	0.0	\$0.00
Laporte Public School District	LAPORTE SECONDARY	0306-01-020	2012	19	fewer than 10	0.0	\$0.00
Laporte Public School District	LAPORTE SECONDARY	0306-01-020	2013	11	fewer than 10	0.0	\$0.00
Laporte Public School District	LAPORTE SECONDARY	0306-01-020	2014	20	fewer than 10	0.0	\$0.00
Le Sueur-Henderson School District	AREA ADULT LEARNING COOPERATIVE	2397-01-030	2007	fewer than 10	fewer than 10	0.0	\$0.00
Le Sueur-Henderson School District	AREA ADULT LEARNING COOPERATIVE	2397-01-030	2009	fewer than 10	fewer than 10	0.0	\$0.00
Le Sueur-Henderson School District	AREA ADULT LEARNING COOPERATIVE	2397-01-030	2011	fewer than 10	fewer than 10	0.0	\$0.00
Le Sueur-Henderson School District	AREA ADULT LEARNING COOPERATIVE	2397-01-030	2013	fewer than 10	fewer than 10	0.0	\$0.00
Le Sueur-Henderson School District	AREA ADULT LEARNING COOPERATIVE	2397-01-030	2014	fewer than 10	fewer than 10	0.0	\$0.00
Le Sueur-Henderson School District	LE SUEUR-HENDERSON HIGH SCHOOL	2397-01-020	2007	74	24	204.0	\$29,600.00
Le Sueur-Henderson School District	LE SUEUR-HENDERSON HIGH SCHOOL	2397-01-020	2008	105	14	100.0	\$14,300.00
Le Sueur-Henderson School District	LE SUEUR-HENDERSON HIGH SCHOOL	2397-01-020	2009	87	15	143.0	\$20,700.00
Le Sueur-Henderson School District	LE SUEUR-HENDERSON HIGH SCHOOL	2397-01-020	2010	95	17	151.0	\$24,300.00
Le Sueur-Henderson School District	LE SUEUR-HENDERSON HIGH SCHOOL	2397-01-020	2011	95	13	81.0	\$12,900.00
Le Sueur-Henderson School District	LE SUEUR-HENDERSON HIGH SCHOOL	2397-01-020	2012	83	12	101.0	\$17,100.00
Le Sueur-Henderson School District	LE SUEUR-HENDERSON HIGH SCHOOL	2397-01-020	2013	75	fewer than 10	0.0	\$0.00
Le Sueur-Henderson School District	LE SUEUR-HENDERSON HIGH SCHOOL	2397-01-020	2014	52	fewer than 10	0.0	\$0.00
Le Sueur-Henderson School District	ZIEBARTH ALTERNATIVE LEARNING CTR.	2397-01-031	2007	fewer than 10	fewer than 10	0.0	\$0.00
Le Sueur-Henderson School District	ZIEBARTH ALTERNATIVE LEARNING CTR.	2397-01-031	2008	13	fewer than 10	0.0	\$0.00
Le Sueur-Henderson School District	ZIEBARTH ALTERNATIVE LEARNING CTR.	2397-01-031	2009	14	fewer than 10	0.0	\$0.00
Le Sueur-Henderson School District	ZIEBARTH ALTERNATIVE LEARNING CTR.	2397-01-031	2010	fewer than 10	fewer than 10	0.0	\$0.00
Le Sueur-Henderson School District	ZIEBARTH ALTERNATIVE LEARNING CTR.	2397-01-031	2011	10	fewer than 10	0.0	\$0.00
Le Sueur-Henderson School District	ZIEBARTH ALTERNATIVE LEARNING CTR.	2397-01-031	2012	fewer than 10	fewer than 10	0.0	\$0.00
Le Sueur-Henderson School District	ZIEBARTH ALTERNATIVE LEARNING CTR.	2397-01-031	2013	fewer than 10	fewer than 10	0.0	\$0.00
Le Sueur-Henderson School District	ZIEBARTH ALTERNATIVE LEARNING CTR.	2397-01-031	2014	fewer than 10	fewer than 10	0.0	\$0.00
Learning For Leadership Charter	LEARNING FOR LEADERSHIP CHARTER	4163-07-010	2007	fewer than 10	fewer than 10	0.0	\$0.00
Learning For Leadership Charter	LEARNING FOR LEADERSHIP CHARTER	4163-07-010	2009	fewer than 10	fewer than 10	0.0	\$0.00
Learning For Leadership Charter	LEARNING FOR LEADERSHIP CHARTER	4163-07-010	2010	fewer than 10	fewer than 10	0.0	\$0.00
Learning For Leadership Charter	LEARNING FOR LEADERSHIP CHARTER	4163-07-010	2011	fewer than 10	fewer than 10	0.0	\$0.00
Learning For Leadership Charter	LEARNING FOR LEADERSHIP CHARTER	4163-07-010	2012	fewer than 10	fewer than 10	0.0	\$0.00

Learning For Leadership Charter	LEARNING FOR LEADERSHIP CHARTER	4163-07-010	2013	fewer than 10	fewer than 10	0.0	\$0.00
Learning For Leadership Charter	LEARNING FOR LEADERSHIP CHARTER	4163-07-010	2014	fewer than 10	fewer than 10	0.0	\$0.00
LeRoy-Ostrander Public Schools	LEROY SECONDARY	0499-01-030	2007	30	fewer than 10	0.0	\$0.00
LeRoy-Ostrander Public Schools	LEROY SECONDARY	0499-01-030	2008	27	fewer than 10	0.0	\$0.00
LeRoy-Ostrander Public Schools	LEROY SECONDARY	0499-01-030	2009	23	fewer than 10	0.0	\$0.00
LeRoy-Ostrander Public Schools	LEROY SECONDARY	0499-01-030	2010	29	fewer than 10	0.0	\$0.00
LeRoy-Ostrander Public Schools	LEROY SECONDARY	0499-01-030	2011	23	fewer than 10	0.0	\$0.00
LeRoy-Ostrander Public Schools	LEROY SECONDARY	0499-01-030	2012	16	fewer than 10	0.0	\$0.00
LeRoy-Ostrander Public Schools	LEROY SECONDARY	0499-01-030	2013	21	fewer than 10	0.0	\$0.00
LeRoy-Ostrander Public Schools	LEROY SECONDARY	0499-01-030	2014	19	fewer than 10	0.0	\$0.00
Lester Prairie Public School Dist.	LESTER PRAIRIE SECONDARY	0424-01-020	2007	39	fewer than 10	0.0	\$0.00
Lester Prairie Public School Dist.	LESTER PRAIRIE SECONDARY	0424-01-020	2008	32	fewer than 10	0.0	\$0.00
Lester Prairie Public School Dist.	LESTER PRAIRIE SECONDARY	0424-01-020	2009	37	12	96.0	\$14,300.00
Lester Prairie Public School Dist.	LESTER PRAIRIE SECONDARY	0424-01-020	2010	38	fewer than 10	0.0	\$0.00
Lester Prairie Public School Dist.	LESTER PRAIRIE SECONDARY	0424-01-020	2011	25	fewer than 10	0.0	\$0.00
Lester Prairie Public School Dist.	LESTER PRAIRIE SECONDARY	0424-01-020	2012	29	10	73.0	\$12,200.00
Lester Prairie Public School Dist.	LESTER PRAIRIE SECONDARY	0424-01-020	2013	30	fewer than 10	0.0	\$0.00
Lester Prairie Public School Dist.	LESTER PRAIRIE SECONDARY	0424-01-020	2014	27	fewer than 10	0.0	\$0.00
Lewiston-Altura Public School Dist.	LEWISTON-ALTURA SECONDARY	0857-01-030	2007	56	14	125.0	\$17,400.00
Lewiston-Altura Public School Dist.	LEWISTON-ALTURA SECONDARY	0857-01-030	2008	51	fewer than 10	0.0	\$0.00
Lewiston-Altura Public School Dist.	LEWISTON-ALTURA SECONDARY	0857-01-030	2009	69	12	96.0	\$14,200.00
Lewiston-Altura Public School Dist.	LEWISTON-ALTURA SECONDARY	0857-01-030	2010	54	14	103.0	\$15,700.00
Lewiston-Altura Public School Dist.	LEWISTON-ALTURA SECONDARY	0857-01-030	2011	55	fewer than 10	0.0	\$0.00
Lewiston-Altura Public School Dist.	LEWISTON-ALTURA SECONDARY	0857-01-030	2012	58	16	108.0	\$18,300.00
Lewiston-Altura Public School Dist.	LEWISTON-ALTURA SECONDARY	0857-01-030	2013	56	fewer than 10	0.0	\$0.00
Lewiston-Altura Public School Dist.	LEWISTON-ALTURA SECONDARY	0857-01-030	2014	64	14	116.0	\$19,300.00
Lincoln International School	LINCOLN INTERNATIONAL SCHOOL	4178-07-010	2008	47	22	502.0	\$69,600.00
Lincoln International School	LINCOLN INTERNATIONAL SCHOOL	4178-07-010	2009	38	15	370.0	\$52,700.00
Lincoln International School	LINCOLN INTERNATIONAL SCHOOL	4178-07-010	2010	30	fewer than 10	0.0	\$0.00
Lincoln International School	LINCOLN INTERNATIONAL SCHOOL	4178-07-010	2011	30	10	196.0	\$30,600.00
Lincoln International School	LINCOLN INTERNATIONAL SCHOOL	4178-07-010	2012	33	fewer than 10	0.0	\$0.00
Lincoln International School	LINCOLN INTERNATIONAL SCHOOL	4178-07-010	2013	32	fewer than 10	0.0	\$0.00
Lincoln International School	LINCOLN INTERNATIONAL SCHOOL	4178-07-010	2014	38	12	183.0	\$29,000.00
Lionsgate Academy	LIONSGATE ACADEMY	4183-07-010	2011	fewer than 10	fewer than 10	0.0	\$0.00
Lionsgate Academy	LIONSGATE ACADEMY	4183-07-010	2012	fewer than 10	fewer than 10	0.0	\$0.00
Lionsgate Academy	LIONSGATE ACADEMY	4183-07-010	2013	11	fewer than 10	0.0	\$0.00
Lionsgate Academy	LIONSGATE ACADEMY	4183-07-010	2014	10	fewer than 10	0.0	\$0.00
Litchfield Public School District	LIBRE ACADEMY	0465-01-080	2008	fewer than 10	fewer than 10	0.0	\$0.00
Litchfield Public School District	LITCHFIELD AREA LEARNING PROGRAM	0465-01-050	2007	16	fewer than 10	0.0	\$0.00
Litchfield Public School District	LITCHFIELD AREA LEARNING PROGRAM	0465-01-050	2008	11	fewer than 10	0.0	\$0.00
Litchfield Public School District	LITCHFIELD AREA LEARNING PROGRAM	0465-01-050	2009	fewer than 10	fewer than 10	0.0	\$0.00
Litchfield Public School District	LITCHFIELD AREA LEARNING PROGRAM	0465-01-050	2010	14	fewer than 10	0.0	\$0.00
Litchfield Public School District	LITCHFIELD AREA LEARNING PROGRAM	0465-01-050	2011	18	fewer than 10	0.0	\$0.00
Litchfield Public School District	LITCHFIELD AREA LEARNING PROGRAM	0465-01-050	2012	fewer than 10	fewer than 10	0.0	\$0.00
Litchfield Public School District	LITCHFIELD AREA LEARNING PROGRAM	0465-01-050	2013	10	fewer than 10	0.0	\$0.00

Litchfield Public School District	LITCHFIELD AREA LEARNING PROGRAM	0465-01-050	2014	17	fewer than 10	0.0	\$0.00
Litchfield Public School District	LITCHFIELD SENIOR HIGH	0465-01-040	2007	125	23	129.0	\$18,900.00
Litchfield Public School District	LITCHFIELD SENIOR HIGH	0465-01-040	2008	122	15	89.0	\$12,600.00
Litchfield Public School District	LITCHFIELD SENIOR HIGH	0465-01-040	2009	123	21	117.0	\$17,700.00
Litchfield Public School District	LITCHFIELD SENIOR HIGH	0465-01-040	2010	135	23	180.0	\$27,300.00
Litchfield Public School District	LITCHFIELD SENIOR HIGH	0465-01-040	2011	124	17	126.0	\$20,900.00
Litchfield Public School District	LITCHFIELD SENIOR HIGH	0465-01-040	2012	117	20	127.0	\$22,000.00
Litchfield Public School District	LITCHFIELD SENIOR HIGH	0465-01-040	2013	117	16	81.0	\$13,200.00
Litchfield Public School District	LITCHFIELD SENIOR HIGH	0465-01-040	2014	119	fewer than 10	0.0	\$0.00
Little Falls Public School District	LITTLE FALLS CONTINUING EDUCATION	0482-01-400	2007	33	fewer than 10	0.0	\$0.00
Little Falls Public School District	LITTLE FALLS CONTINUING EDUCATION	0482-01-400	2008	31	fewer than 10	0.0	\$0.00
Little Falls Public School District	LITTLE FALLS CONTINUING EDUCATION	0482-01-400	2009	20	fewer than 10	0.0	\$0.00
Little Falls Public School District	LITTLE FALLS CONTINUING EDUCATION	0482-01-400	2010	34	fewer than 10	0.0	\$0.00
Little Falls Public School District	LITTLE FALLS CONTINUING EDUCATION	0482-01-400	2011	34	fewer than 10	0.0	\$0.00
Little Falls Public School District	LITTLE FALLS CONTINUING EDUCATION	0482-01-400	2012	20	fewer than 10	0.0	\$0.00
Little Falls Public School District	LITTLE FALLS CONTINUING EDUCATION	0482-01-400	2013	22	fewer than 10	0.0	\$0.00
Little Falls Public School District	LITTLE FALLS CONTINUING EDUCATION	0482-01-400	2014	21	fewer than 10	0.0	\$0.00
Little Falls Public School District	LITTLE FALLS SENIOR HIGH	0482-01-300	2007	212	32	160.0	\$22,400.00
Little Falls Public School District	LITTLE FALLS SENIOR HIGH	0482-01-300	2008	185	21	102.0	\$14,400.00
Little Falls Public School District	LITTLE FALLS SENIOR HIGH	0482-01-300	2009	208	30	182.0	\$26,900.00
Little Falls Public School District	LITTLE FALLS SENIOR HIGH	0482-01-300	2010	193	30	154.0	\$23,300.00
Little Falls Public School District	LITTLE FALLS SENIOR HIGH	0482-01-300	2011	150	14	124.0	\$19,500.00
Little Falls Public School District	LITTLE FALLS SENIOR HIGH	0482-01-300	2012	154	16	62.0	\$11,300.00
Little Falls Public School District	LITTLE FALLS SENIOR HIGH	0482-01-300	2013	186	19	121.0	\$18,600.00
Little Falls Public School District	LITTLE FALLS SENIOR HIGH	0482-01-300	2014	149	13	73.0	\$11,800.00
Littlefork-Big Falls School Dist.	LITTLEFORK-BIG FALLS SECONDARY	0362-01-030	2007	28	fewer than 10	0.0	\$0.00
Littlefork-Big Falls School Dist.	LITTLEFORK-BIG FALLS SECONDARY	0362-01-030	2008	18	fewer than 10	0.0	\$0.00
Littlefork-Big Falls School Dist.	LITTLEFORK-BIG FALLS SECONDARY	0362-01-030	2009	35	fewer than 10	0.0	\$0.00
Littlefork-Big Falls School Dist.	LITTLEFORK-BIG FALLS SECONDARY	0362-01-030	2010	24	fewer than 10	0.0	\$0.00
Littlefork-Big Falls School Dist.	LITTLEFORK-BIG FALLS SECONDARY	0362-01-030	2011	30	fewer than 10	0.0	\$0.00
Littlefork-Big Falls School Dist.	LITTLEFORK-BIG FALLS SECONDARY	0362-01-030	2012	23	fewer than 10	0.0	\$0.00
Littlefork-Big Falls School Dist.	LITTLEFORK-BIG FALLS SECONDARY	0362-01-030	2013	16	fewer than 10	0.0	\$0.00
Littlefork-Big Falls School Dist.	LITTLEFORK-BIG FALLS SECONDARY	0362-01-030	2014	29	fewer than 10	0.0	\$0.00
Long Prairie-Grey Eagle School Dist	LONG PRAIRIE-GREY SECONDARY SCHOOL	2753-01-020	2007	92	10	38.0	\$5,500.00
Long Prairie-Grey Eagle School Dist	LONG PRAIRIE-GREY SECONDARY SCHOOL	2753-01-020	2008	95	fewer than 10	0.0	\$0.00
Long Prairie-Grey Eagle School Dist	LONG PRAIRIE-GREY SECONDARY SCHOOL	2753-01-020	2009	84	fewer than 10	0.0	\$0.00
Long Prairie-Grey Eagle School Dist	LONG PRAIRIE-GREY SECONDARY SCHOOL	2753-01-020	2010	73	fewer than 10	0.0	\$0.00
Long Prairie-Grey Eagle School Dist	LONG PRAIRIE-GREY SECONDARY SCHOOL	2753-01-020	2011	81	fewer than 10	0.0	\$0.00
Long Prairie-Grey Eagle School Dist	LONG PRAIRIE-GREY SECONDARY SCHOOL	2753-01-020	2012	64	fewer than 10	0.0	\$0.00
Long Prairie-Grey Eagle School Dist	LONG PRAIRIE-GREY SECONDARY SCHOOL	2753-01-020	2013	74	fewer than 10	0.0	\$0.00
Long Prairie-Grey Eagle School Dist	LONG PRAIRIE-GREY SECONDARY SCHOOL	2753-01-020	2014	71	fewer than 10	0.0	\$0.00
Long Tieng Academy	LONG TIENG ACADEMY	4175-07-010	2008	fewer than 10	fewer than 10	0.0	\$0.00
Long Tieng Academy	LONG TIENG ACADEMY	4175-07-010	2009	fewer than 10	fewer than 10	0.0	\$0.00
Long Tieng Academy	LONG TIENG ACADEMY	4175-07-010	2010	11	fewer than 10	0.0	\$0.00
Long Tieng Academy	LONG TIENG ACADEMY	4175-07-010	2011	44	fewer than 10	0.0	\$0.00

Luverne Public School District	LUVERNE ALTERNATIVE PROGRAM	2184-01-006	2007	fewer than 10	fewer than 10	0.0	\$0.00
Luverne Public School District	LUVERNE ALTERNATIVE PROGRAM	2184-01-006	2008	fewer than 10	fewer than 10	0.0	\$0.00
Luverne Public School District	LUVERNE ALTERNATIVE PROGRAM	2184-01-006	2011	fewer than 10	fewer than 10	0.0	\$0.00
Luverne Public School District	LUVERNE ALTERNATIVE PROGRAM	2184-01-006	2012	fewer than 10	fewer than 10	0.0	\$0.00
Luverne Public School District	LUVERNE ALTERNATIVE PROGRAM	2184-01-006	2013	fewer than 10	fewer than 10	0.0	\$0.00
Luverne Public School District	LUVERNE SENIOR HIGH	2184-01-004	2007	87	16	64.0	\$9,700.00
Luverne Public School District	LUVERNE SENIOR HIGH	2184-01-004	2008	87	13	53.0	\$8,400.00
Luverne Public School District	LUVERNE SENIOR HIGH	2184-01-004	2009	86	fewer than 10	0.0	\$0.00
Luverne Public School District	LUVERNE SENIOR HIGH	2184-01-004	2010	84	11	37.0	\$6,200.00
Luverne Public School District	LUVERNE SENIOR HIGH	2184-01-004	2011	75	fewer than 10	0.0	\$0.00
Luverne Public School District	LUVERNE SENIOR HIGH	2184-01-004	2012	86	fewer than 10	0.0	\$0.00
Luverne Public School District	LUVERNE SENIOR HIGH	2184-01-004	2013	72	fewer than 10	0.0	\$0.00
Luverne Public School District	LUVERNE SENIOR HIGH	2184-01-004	2014	85	fewer than 10	0.0	\$0.00
Luverne Public School District	SOUTHWESTERN YOUTH SERVICES	2184-01-010	2007	fewer than 10	fewer than 10	0.0	\$0.00
Luverne Public School District	SOUTHWESTERN YOUTH SERVICES	2184-01-010	2009	fewer than 10	fewer than 10	0.0	\$0.00
Luverne Public School District	SOUTHWESTERN YOUTH SERVICES	2184-01-010	2011	fewer than 10	fewer than 10	0.0	\$0.00
Luverne Public School District	SOUTHWESTERN YOUTH SERVICES	2184-01-010	2013	fewer than 10	fewer than 10	0.0	\$0.00
Lyle Public School District	LYLE SECONDARY	0497-01-020	2007	17	fewer than 10	0.0	\$0.00
Lyle Public School District	LYLE SECONDARY	0497-01-020	2008	19	fewer than 10	0.0	\$0.00
Lyle Public School District	LYLE SECONDARY	0497-01-020	2009	20	fewer than 10	0.0	\$0.00
Lyle Public School District	LYLE SECONDARY	0497-01-020	2010	fewer than 10	fewer than 10	0.0	\$0.00
Lyle Public School District	LYLE SECONDARY	0497-01-020	2011	12	fewer than 10	0.0	\$0.00
Lyle Public School District	LYLE SECONDARY	0497-01-020	2012	11	fewer than 10	0.0	\$0.00
Lyle Public School District	LYLE SECONDARY	0497-01-020	2013	14	fewer than 10	0.0	\$0.00
Lyle Public School District	LYLE SECONDARY	0497-01-020	2014	fewer than 10	fewer than 10	0.0	\$0.00
M.A.C.C.R.A.Y. School District	M.A.C.C.R.A.Y. AREA LEARNING PROG.	2180-01-040	2007	fewer than 10	fewer than 10	0.0	\$0.00
M.A.C.C.R.A.Y. School District	M.A.C.C.R.A.Y. AREA LEARNING PROG.	2180-01-040	2009	fewer than 10	fewer than 10	0.0	\$0.00
M.A.C.C.R.A.Y. School District	M.A.C.C.R.A.Y. AREA LEARNING PROG.	2180-01-040	2011	fewer than 10	fewer than 10	0.0	\$0.00
M.A.C.C.R.A.Y. School District	M.A.C.C.R.A.Y. AREA LEARNING PROG.	2180-01-040	2012	fewer than 10	fewer than 10	0.0	\$0.00
M.A.C.C.R.A.Y. School District	M.A.C.C.R.A.Y. AREA LEARNING PROG.	2180-01-040	2013	fewer than 10	fewer than 10	0.0	\$0.00
M.A.C.C.R.A.Y. School District	M.A.C.C.R.A.Y. AREA LEARNING PROG.	2180-01-040	2014	fewer than 10	fewer than 10	0.0	\$0.00
M.A.C.C.R.A.Y. School District	M.A.C.C.R.A.Y. SENIOR HIGH	2180-01-020	2007	64	18	99.0	\$13,400.00
M.A.C.C.R.A.Y. School District	M.A.C.C.R.A.Y. SENIOR HIGH	2180-01-020	2008	58	fewer than 10	0.0	\$0.00
M.A.C.C.R.A.Y. School District	M.A.C.C.R.A.Y. SENIOR HIGH	2180-01-020	2009	47	11	52.0	\$7,900.00
M.A.C.C.R.A.Y. School District	M.A.C.C.R.A.Y. SENIOR HIGH	2180-01-020	2010	70	24	120.0	\$18,600.00
M.A.C.C.R.A.Y. School District	M.A.C.C.R.A.Y. SENIOR HIGH	2180-01-020	2011	54	15	128.0	\$20,100.00
M.A.C.C.R.A.Y. School District	M.A.C.C.R.A.Y. SENIOR HIGH	2180-01-020	2012	53	16	110.0	\$17,700.00
M.A.C.C.R.A.Y. School District	M.A.C.C.R.A.Y. SENIOR HIGH	2180-01-020	2013	51	fewer than 10	0.0	\$0.00
M.A.C.C.R.A.Y. School District	M.A.C.C.R.A.Y. SENIOR HIGH	2180-01-020	2014	44	fewer than 10	0.0	\$0.00
Mabel-Canton Public School Dist.	MABEL-CANTON SECONDARY	0238-01-002	2007	29	fewer than 10	0.0	\$0.00
Mabel-Canton Public School Dist.	MABEL-CANTON SECONDARY	0238-01-002	2008	46	fewer than 10	0.0	\$0.00
Mabel-Canton Public School Dist.	MABEL-CANTON SECONDARY	0238-01-002	2009	41	fewer than 10	0.0	\$0.00
Mabel-Canton Public School Dist.	MABEL-CANTON SECONDARY	0238-01-002	2010	45	fewer than 10	0.0	\$0.00
Mabel-Canton Public School Dist.	MABEL-CANTON SECONDARY	0238-01-002	2011	28	fewer than 10	0.0	\$0.00
Mabel-Canton Public School Dist.	MABEL-CANTON SECONDARY	0238-01-002	2012	22	fewer than 10	0.0	\$0.00

Mabel-Canton Public School Dist.	MABEL-CANTON SECONDARY	0238-01-002	2013	21	fewer than 10	0.0	\$0.00
Mabel-Canton Public School Dist.	MABEL-CANTON SECONDARY	0238-01-002	2014	29	fewer than 10	0.0	\$0.00
Madelia Public School District	EMINNESOTA ONLINE ACADEMY	0837-01-030	2013	fewer than 10	fewer than 10	0.0	\$0.00
Madelia Public School District	MADELIA SECONDARY	0837-01-020	2007	54	fewer than 10	0.0	\$0.00
Madelia Public School District	MADELIA SECONDARY	0837-01-020	2008	33	fewer than 10	0.0	\$0.00
Madelia Public School District	MADELIA SECONDARY	0837-01-020	2009	30	fewer than 10	0.0	\$0.00
Madelia Public School District	MADELIA SECONDARY	0837-01-020	2010	30	fewer than 10	0.0	\$0.00
Madelia Public School District	MADELIA SECONDARY	0837-01-020	2011	32	fewer than 10	0.0	\$0.00
Madelia Public School District	MADELIA SECONDARY	0837-01-020	2012	40	fewer than 10	0.0	\$0.00
Madelia Public School District	MADELIA SECONDARY	0837-01-020	2013	45	11	82.0	\$14,100.00
Madelia Public School District	MADELIA SECONDARY	0837-01-020	2014	28	fewer than 10	0.0	\$0.00
Mahnomen Public School District	MAHNOMEN AREA LEARNING CENTER	0432-01-040	2007	fewer than 10	fewer than 10	0.0	\$0.00
Mahnomen Public School District	MAHNOMEN AREA LEARNING CENTER	0432-01-040	2008	fewer than 10	fewer than 10	0.0	\$0.00
Mahnomen Public School District	MAHNOMEN AREA LEARNING CENTER	0432-01-040	2010	fewer than 10	fewer than 10	0.0	\$0.00
Mahnomen Public School District	MAHNOMEN AREA LEARNING CENTER	0432-01-040	2011	fewer than 10	fewer than 10	0.0	\$0.00
Mahnomen Public School District	MAHNOMEN AREA LEARNING CENTER	0432-01-040	2012	fewer than 10	fewer than 10	0.0	\$0.00
Mahnomen Public School District	MAHNOMEN AREA LEARNING CENTER	0432-01-040	2013	fewer than 10	fewer than 10	0.0	\$0.00
Mahnomen Public School District	MAHNOMEN AREA LEARNING CENTER	0432-01-040	2014	fewer than 10	fewer than 10	0.0	\$0.00
Mahnomen Public School District	MAHNOMEN SECONDARY	0432-01-020	2007	37	fewer than 10	0.0	\$0.00
Mahnomen Public School District	MAHNOMEN SECONDARY	0432-01-020	2008	47	13	48.0	\$7,000.00
Mahnomen Public School District	MAHNOMEN SECONDARY	0432-01-020	2009	33	fewer than 10	0.0	\$0.00
Mahnomen Public School District	MAHNOMEN SECONDARY	0432-01-020	2010	34	fewer than 10	0.0	\$0.00
Mahnomen Public School District	MAHNOMEN SECONDARY	0432-01-020	2011	33	fewer than 10	0.0	\$0.00
Mahnomen Public School District	MAHNOMEN SECONDARY	0432-01-020	2012	18	fewer than 10	0.0	\$0.00
Mahnomen Public School District	MAHNOMEN SECONDARY	0432-01-020	2013	32	fewer than 10	0.0	\$0.00
Mahnomen Public School District	MAHNOMEN SECONDARY	0432-01-020	2014	36	fewer than 10	0.0	\$0.00
Mahtomedi Public School District	MAHTOMEDI ALTERNATIVE SCHOOL	0832-01-164	2007	23	fewer than 10	0.0	\$0.00
Mahtomedi Public School District	MAHTOMEDI ALTERNATIVE SCHOOL	0832-01-164	2008	12	fewer than 10	0.0	\$0.00
Mahtomedi Public School District	MAHTOMEDI ALTERNATIVE SCHOOL	0832-01-164	2009	13	fewer than 10	0.0	\$0.00
Mahtomedi Public School District	MAHTOMEDI ALTERNATIVE SCHOOL	0832-01-164	2010	19	fewer than 10	0.0	\$0.00
Mahtomedi Public School District	MAHTOMEDI DIGITAL LEARNING ACADEMY	0832-01-161	2014	fewer than 10	fewer than 10	0.0	\$0.00
Mahtomedi Public School District	MAHTOMEDI SENIOR HIGH	0832-01-040	2007	266	41	378.0	\$51,500.00
Mahtomedi Public School District	MAHTOMEDI SENIOR HIGH	0832-01-040	2008	259	35	289.0	\$40,400.00
Mahtomedi Public School District	MAHTOMEDI SENIOR HIGH	0832-01-040	2009	272	23	245.0	\$34,300.00
Mahtomedi Public School District	MAHTOMEDI SENIOR HIGH	0832-01-040	2010	260	24	282.0	\$41,700.00
Mahtomedi Public School District	MAHTOMEDI SENIOR HIGH	0832-01-040	2011	286	27	251.0	\$40,200.00
Mahtomedi Public School District	MAHTOMEDI SENIOR HIGH	0832-01-040	2012	292	25	237.0	\$40,200.00
Mahtomedi Public School District	MAHTOMEDI SENIOR HIGH	0832-01-040	2013	288	16	128.0	\$21,100.00
Mahtomedi Public School District	MAHTOMEDI SENIOR HIGH	0832-01-040	2014	278	11	72.0	\$11,700.00
Main Street School Performing Arts	MAIN STREET SCHOOL PERFORMING ARTS	4110-07-010	2007	39	fewer than 10	0.0	\$0.00
Main Street School Performing Arts	MAIN STREET SCHOOL PERFORMING ARTS	4110-07-010	2008	61	fewer than 10	0.0	\$0.00
Main Street School Performing Arts	MAIN STREET SCHOOL PERFORMING ARTS	4110-07-010	2009	38	fewer than 10	0.0	\$0.00
Main Street School Performing Arts	MAIN STREET SCHOOL PERFORMING ARTS	4110-07-010	2010	41	fewer than 10	0.0	\$0.00
Main Street School Performing Arts	MAIN STREET SCHOOL PERFORMING ARTS	4110-07-010	2011	47	fewer than 10	0.0	\$0.00
Main Street School Performing Arts	MAIN STREET SCHOOL PERFORMING ARTS	4110-07-010	2012	63	fewer than 10	0.0	\$0.00

Main Street School Performing Arts	MAIN STREET SCHOOL PERFORMING ARTS	4110-07-010	2013	60	fewer than 10	0.0	\$0.00
Main Street School Performing Arts	MAIN STREET SCHOOL PERFORMING ARTS	4110-07-010	2014	56	fewer than 10	0.0	\$0.00
Mankato Public School District	CENTRAL FREEDOM SCHOOL	0077-01-260	2007	fewer than 10	fewer than 10	0.0	\$0.00
Mankato Public School District	CENTRAL FREEDOM SCHOOL	0077-01-260	2008	fewer than 10	fewer than 10	0.0	\$0.00
Mankato Public School District	CENTRAL FREEDOM SCHOOL	0077-01-260	2009	fewer than 10	fewer than 10	0.0	\$0.00
Mankato Public School District	CENTRAL FREEDOM SCHOOL	0077-01-260	2010	fewer than 10	fewer than 10	0.0	\$0.00
Mankato Public School District	CENTRAL FREEDOM SCHOOL	0077-01-260	2011	fewer than 10	fewer than 10	0.0	\$0.00
Mankato Public School District	CENTRAL FREEDOM SCHOOL	0077-01-260	2012	fewer than 10	fewer than 10	0.0	\$0.00
Mankato Public School District	CENTRAL HIGH AREA LEARNING CENTER	0077-01-220	2007	30	fewer than 10	0.0	\$0.00
Mankato Public School District	CENTRAL HIGH AREA LEARNING CENTER	0077-01-220	2008	17	fewer than 10	0.0	\$0.00
Mankato Public School District	CENTRAL HIGH AREA LEARNING CENTER	0077-01-220	2009	19	fewer than 10	0.0	\$0.00
Mankato Public School District	CENTRAL HIGH AREA LEARNING CENTER	0077-01-220	2010	26	fewer than 10	0.0	\$0.00
Mankato Public School District	CENTRAL HIGH AREA LEARNING CENTER	0077-01-220	2011	42	fewer than 10	0.0	\$0.00
Mankato Public School District	CENTRAL HIGH AREA LEARNING CENTER	0077-01-220	2012	43	fewer than 10	0.0	\$0.00
Mankato Public School District	CENTRAL HIGH AREA LEARNING CENTER	0077-01-220	2013	29	fewer than 10	0.0	\$0.00
Mankato Public School District	CENTRAL HIGH AREA LEARNING CENTER	0077-01-220	2014	24	fewer than 10	0.0	\$0.00
Mankato Public School District	Futures Program	0077-01-370	2014	fewer than 10	fewer than 10	0.0	\$0.00
Mankato Public School District	LIFE LINES ADULT CONNECTION	0077-01-230	2007	27	fewer than 10	0.0	\$0.00
Mankato Public School District	LIFE LINES ADULT CONNECTION	0077-01-230	2008	27	fewer than 10	0.0	\$0.00
Mankato Public School District	LIFE LINES ADULT CONNECTION	0077-01-230	2009	29	fewer than 10	0.0	\$0.00
Mankato Public School District	LIFE LINES ADULT CONNECTION	0077-01-230	2010	23	fewer than 10	0.0	\$0.00
Mankato Public School District	LIFE LINES ADULT CONNECTION	0077-01-230	2011	13	fewer than 10	0.0	\$0.00
Mankato Public School District	LIFE LINES ADULT CONNECTION	0077-01-230	2012	11	fewer than 10	0.0	\$0.00
Mankato Public School District	LIFE LINES ADULT CONNECTION	0077-01-230	2013	19	fewer than 10	0.0	\$0.00
Mankato Public School District	LIFE LINES ADULT CONNECTION	0077-01-230	2014	19	fewer than 10	0.0	\$0.00
Mankato Public School District	MANKATO AREA NIGHT SCHOOL	0077-01-222	2012	fewer than 10	fewer than 10	0.0	\$0.00
Mankato Public School District	MANKATO AREA NIGHT SCHOOL	0077-01-222	2013	fewer than 10	fewer than 10	0.0	\$0.00
Mankato Public School District	MANKATO AREA SUMMER SCHOOL	0077-01-221	2013	fewer than 10	fewer than 10	0.0	\$0.00
Mankato Public School District	MANKATO AREA SUMMER SCHOOL	0077-01-221	2014	fewer than 10	fewer than 10	0.0	\$0.00
Mankato Public School District	MANKATO EAST SENIOR HIGH	0077-01-160	2007	214	43	377.0	\$53,300.00
Mankato Public School District	MANKATO EAST SENIOR HIGH	0077-01-160	2008	191	46	376.0	\$55,000.00
Mankato Public School District	MANKATO EAST SENIOR HIGH	0077-01-160	2009	191	34	343.0	\$50,800.00
Mankato Public School District	MANKATO EAST SENIOR HIGH	0077-01-160	2010	198	43	418.0	\$66,800.00
Mankato Public School District	MANKATO EAST SENIOR HIGH	0077-01-160	2011	182	47	465.0	\$75,900.00
Mankato Public School District	MANKATO EAST SENIOR HIGH	0077-01-160	2012	189	28	343.0	\$59,100.00
Mankato Public School District	MANKATO EAST SENIOR HIGH	0077-01-160	2013	212	35	461.0	\$75,700.00
Mankato Public School District	MANKATO EAST SENIOR HIGH	0077-01-160	2014	166	30	418.0	\$69,600.00
Mankato Public School District	MANKATO WEST SENIOR HIGH	0077-01-130	2007	242	50	349.0	\$48,800.00
Mankato Public School District	MANKATO WEST SENIOR HIGH	0077-01-130	2008	277	59	549.0	\$77,600.00
Mankato Public School District	MANKATO WEST SENIOR HIGH	0077-01-130	2009	257	50	426.0	\$62,700.00
Mankato Public School District	MANKATO WEST SENIOR HIGH	0077-01-130	2010	239	29	273.0	\$42,300.00
Mankato Public School District	MANKATO WEST SENIOR HIGH	0077-01-130	2011	244	35	389.0	\$63,900.00
Mankato Public School District	MANKATO WEST SENIOR HIGH	0077-01-130	2012	224	32	250.0	\$46,300.00
Mankato Public School District	MANKATO WEST SENIOR HIGH	0077-01-130	2013	237	34	345.0	\$58,200.00
Mankato Public School District	MANKATO WEST SENIOR HIGH	0077-01-130	2014	253	35	302.0	\$52,100.00

Mankato Public School District	SPECIAL EDUCATION	0077-01-170	2008	fewer than 10	fewer than 10	0.0	\$0.00
Mankato Public School District	SPECIAL EDUCATION	0077-01-170	2009	fewer than 10	fewer than 10	0.0	\$0.00
Mankato Public School District	SPECIAL EDUCATION	0077-01-170	2010	fewer than 10	fewer than 10	0.0	\$0.00
Mankato Public School District	SPECIAL EDUCATION	0077-01-170	2012	fewer than 10	fewer than 10	0.0	\$0.00
Mankato Public School District	SPECIAL EDUCATION	0077-01-170	2013	fewer than 10	fewer than 10	0.0	\$0.00
Maple Lake Public School District	MAPLE LAKE SECONDARY	0881-01-020	2007	73	12	82.0	\$10,800.00
Maple Lake Public School District	MAPLE LAKE SECONDARY	0881-01-020	2008	71	11	64.0	\$8,500.00
Maple Lake Public School District	MAPLE LAKE SECONDARY	0881-01-020	2009	63	10	69.0	\$9,700.00
Maple Lake Public School District	MAPLE LAKE SECONDARY	0881-01-020	2010	81	13	104.0	\$15,400.00
Maple Lake Public School District	MAPLE LAKE SECONDARY	0881-01-020	2011	82	16	107.0	\$17,800.00
Maple Lake Public School District	MAPLE LAKE SECONDARY	0881-01-020	2012	74	fewer than 10	0.0	\$0.00
Maple Lake Public School District	MAPLE LAKE SECONDARY	0881-01-020	2013	70	fewer than 10	0.0	\$0.00
Maple Lake Public School District	MAPLE LAKE SECONDARY	0881-01-020	2014	60	fewer than 10	0.0	\$0.00
Maple River School District	MAPLE RIVER SENIOR HIGH	2135-01-020	2007	106	17	148.0	\$20,100.00
Maple River School District	MAPLE RIVER SENIOR HIGH	2135-01-020	2008	108	20	202.0	\$27,900.00
Maple River School District	MAPLE RIVER SENIOR HIGH	2135-01-020	2009	89	10	70.0	\$10,500.00
Maple River School District	MAPLE RIVER SENIOR HIGH	2135-01-020	2010	85	17	156.0	\$23,300.00
Maple River School District	MAPLE RIVER SENIOR HIGH	2135-01-020	2011	82	20	145.0	\$24,000.00
Maple River School District	MAPLE RIVER SENIOR HIGH	2135-01-020	2012	68	17	139.0	\$23,100.00
Maple River School District	MAPLE RIVER SENIOR HIGH	2135-01-020	2013	81	11	100.0	\$17,100.00
Maple River School District	MAPLE RIVER SENIOR HIGH	2135-01-020	2014	71	fewer than 10	0.0	\$0.00
Marshall County Central Schools	MARSHALL COUNTY CENTRAL HIGH	0441-01-020	2007	24	fewer than 10	0.0	\$0.00
Marshall County Central Schools	MARSHALL COUNTY CENTRAL HIGH	0441-01-020	2008	24	fewer than 10	0.0	\$0.00
Marshall County Central Schools	MARSHALL COUNTY CENTRAL HIGH	0441-01-020	2009	29	fewer than 10	0.0	\$0.00
Marshall County Central Schools	MARSHALL COUNTY CENTRAL HIGH	0441-01-020	2010	19	fewer than 10	0.0	\$0.00
Marshall County Central Schools	MARSHALL COUNTY CENTRAL HIGH	0441-01-020	2011	27	fewer than 10	0.0	\$0.00
Marshall County Central Schools	MARSHALL COUNTY CENTRAL HIGH	0441-01-020	2012	26	fewer than 10	0.0	\$0.00
Marshall County Central Schools	MARSHALL COUNTY CENTRAL HIGH	0441-01-020	2013	31	fewer than 10	0.0	\$0.00
Marshall County Central Schools	MARSHALL COUNTY CENTRAL HIGH	0441-01-020	2014	28	fewer than 10	0.0	\$0.00
Marshall Public School District	MARSHALL HIGH SCHOOL	0413-01-001	2007	220	55	222.0	\$35,400.00
Marshall Public School District	MARSHALL HIGH SCHOOL	0413-01-001	2008	205	36	133.0	\$21,300.00
Marshall Public School District	MARSHALL HIGH SCHOOL	0413-01-001	2009	181	31	140.0	\$21,900.00
Marshall Public School District	MARSHALL HIGH SCHOOL	0413-01-001	2010	181	26	113.0	\$18,000.00
Marshall Public School District	MARSHALL HIGH SCHOOL	0413-01-001	2011	171	24	182.0	\$32,600.00
Marshall Public School District	MARSHALL HIGH SCHOOL	0413-01-001	2012	155	26	141.0	\$26,200.00
Marshall Public School District	MARSHALL HIGH SCHOOL	0413-01-001	2013	186	23	122.0	\$23,500.00
Marshall Public School District	MARSHALL HIGH SCHOOL	0413-01-001	2014	155	fewer than 10	0.0	\$0.00
Marshall Public School District	MA-TEC	0413-01-008	2007	12	fewer than 10	0.0	\$0.00
Marshall Public School District	MA-TEC	0413-01-008	2008	14	fewer than 10	0.0	\$0.00
Marshall Public School District	MA-TEC	0413-01-008	2009	21	fewer than 10	0.0	\$0.00
Marshall Public School District	MA-TEC	0413-01-008	2010	24	fewer than 10	0.0	\$0.00
Marshall Public School District	MA-TEC	0413-01-008	2011	fewer than 10	fewer than 10	0.0	\$0.00
Marshall Public School District	MA-TEC	0413-01-008	2012	13	fewer than 10	0.0	\$0.00
Marshall Public School District	MA-TEC	0413-01-008	2013	20	fewer than 10	0.0	\$0.00
Marshall Public School District	MA-TEC	0413-01-008	2014	21	fewer than 10	0.0	\$0.00

Martin County West School District	MARTIN COUNTY WEST SENIOR HIGH	2448-01-020	2007	59	fewer than 10	0.0	\$0.00
Martin County West School District	MARTIN COUNTY WEST SENIOR HIGH	2448-01-020	2008	69	fewer than 10	0.0	\$0.00
Martin County West School District	MARTIN COUNTY WEST SENIOR HIGH	2448-01-020	2009	64	fewer than 10	0.0	\$0.00
Martin County West School District	MARTIN COUNTY WEST SENIOR HIGH	2448-01-020	2010	78	fewer than 10	0.0	\$0.00
Martin County West School District	MARTIN COUNTY WEST SENIOR HIGH	2448-01-020	2011	70	fewer than 10	0.0	\$0.00
Martin County West School District	MARTIN COUNTY WEST SENIOR HIGH	2448-01-020	2012	55	fewer than 10	0.0	\$0.00
Martin County West School District	MARTIN COUNTY WEST SENIOR HIGH	2448-01-020	2013	59	11	43.0	\$7,400.00
Martin County West School District	MARTIN COUNTY WEST SENIOR HIGH	2448-01-020	2014	53	fewer than 10	0.0	\$0.00
Math And Science Academy	MATH AND SCIENCE ACADEMY	4043-07-010	2007	27	fewer than 10	0.0	\$0.00
Math And Science Academy	MATH AND SCIENCE ACADEMY	4043-07-010	2008	28	fewer than 10	0.0	\$0.00
Math And Science Academy	MATH AND SCIENCE ACADEMY	4043-07-010	2009	30	fewer than 10	0.0	\$0.00
Math And Science Academy	MATH AND SCIENCE ACADEMY	4043-07-010	2010	22	fewer than 10	0.0	\$0.00
Math And Science Academy	MATH AND SCIENCE ACADEMY	4043-07-010	2011	30	fewer than 10	0.0	\$0.00
Math And Science Academy	MATH AND SCIENCE ACADEMY	4043-07-010	2012	24	fewer than 10	0.0	\$0.00
Math And Science Academy	MATH AND SCIENCE ACADEMY	4043-07-010	2013	28	fewer than 10	0.0	\$0.00
Math And Science Academy	MATH AND SCIENCE ACADEMY	4043-07-010	2014	23	fewer than 10	0.0	\$0.00
McGregor Public School District	MCGREGOR AREA LEARNING PROGRAM	0004-01-030	2007	fewer than 10	fewer than 10	0.0	\$0.00
McGregor Public School District	MCGREGOR AREA LEARNING PROGRAM	0004-01-030	2008	fewer than 10	fewer than 10	0.0	\$0.00
McGregor Public School District	MCGREGOR AREA LEARNING PROGRAM	0004-01-030	2009	fewer than 10	fewer than 10	0.0	\$0.00
McGregor Public School District	MCGREGOR AREA LEARNING PROGRAM	0004-01-030	2010	fewer than 10	fewer than 10	0.0	\$0.00
McGregor Public School District	MCGREGOR AREA LEARNING PROGRAM	0004-01-030	2011	fewer than 10	fewer than 10	0.0	\$0.00
McGregor Public School District	MCGREGOR AREA LEARNING PROGRAM	0004-01-030	2012	fewer than 10	fewer than 10	0.0	\$0.00
McGregor Public School District	MCGREGOR AREA LEARNING PROGRAM	0004-01-030	2014	fewer than 10	fewer than 10	0.0	\$0.00
McGregor Public School District	MCGREGOR SECONDARY	0004-01-040	2007	29	fewer than 10	0.0	\$0.00
McGregor Public School District	MCGREGOR SECONDARY	0004-01-040	2008	37	fewer than 10	0.0	\$0.00
McGregor Public School District	MCGREGOR SECONDARY	0004-01-040	2009	33	fewer than 10	0.0	\$0.00
McGregor Public School District	MCGREGOR SECONDARY	0004-01-040	2010	18	fewer than 10	0.0	\$0.00
McGregor Public School District	MCGREGOR SECONDARY	0004-01-040	2011	32	fewer than 10	0.0	\$0.00
McGregor Public School District	MCGREGOR SECONDARY	0004-01-040	2012	30	fewer than 10	0.0	\$0.00
McGregor Public School District	MCGREGOR SECONDARY	0004-01-040	2013	25	fewer than 10	0.0	\$0.00
McGregor Public School District	MCGREGOR SECONDARY	0004-01-040	2014	23	fewer than 10	0.0	\$0.00
McLeod West Public School District	MCLEOD WEST SENIOR HIGH	2887-01-300	2007	32	12	98.0	\$13,300.00
McLeod West Public School District	MCLEOD WEST SENIOR HIGH	2887-01-300	2008	37	fewer than 10	0.0	\$0.00
McLeod West Public School District	MCLEOD WEST SENIOR HIGH	2887-01-300	2009	22	fewer than 10	0.0	\$0.00
Medford Public School District	MEDFORD SECONDARY	0763-01-020	2007	36	fewer than 10	0.0	\$0.00
Medford Public School District	MEDFORD SECONDARY	0763-01-020	2008	51	19	160.0	\$22,300.00
Medford Public School District	MEDFORD SECONDARY	0763-01-020	2009	43	fewer than 10	0.0	\$0.00
Medford Public School District	MEDFORD SECONDARY	0763-01-020	2010	49	fewer than 10	0.0	\$0.00
Medford Public School District	MEDFORD SECONDARY	0763-01-020	2011	42	10	96.0	\$16,200.00
Medford Public School District	MEDFORD SECONDARY	0763-01-020	2012	55	fewer than 10	0.0	\$0.00
Medford Public School District	MEDFORD SECONDARY	0763-01-020	2013	58	fewer than 10	0.0	\$0.00
Medford Public School District	MEDFORD SECONDARY	0763-01-020	2014	52	15	132.0	\$21,900.00
Meeker And Wright Special Education	CORNERSTONE LEVEL 5 PROGRAM	0938-52-011	2008	fewer than 10	fewer than 10	0.0	\$0.00
Meeker And Wright Special Education	CORNERSTONE LEVEL 5 PROGRAM	0938-52-011	2010	fewer than 10	fewer than 10	0.0	\$0.00
Meeker And Wright Special Education	CORNERSTONE LEVEL 5 PROGRAM	0938-52-011	2012	fewer than 10	fewer than 10	0.0	\$0.00

Meeker And Wright Special Education	CORNERSTONE LEVEL 5 PROGRAM	0938-52-011	2013	fewer than 10	fewer than 10	0.0	\$0.00
Meeker And Wright Special Education	STEP I/II PROGRAM	0938-52-014	2007	fewer than 10	fewer than 10	0.0	\$0.00
Meeker And Wright Special Education	STEP TD PROGRAM	0938-52-013	2009	fewer than 10	fewer than 10	0.0	\$0.00
Meeker And Wright Special Education	STEP TD PROGRAM	0938-52-013	2010	fewer than 10	fewer than 10	0.0	\$0.00
Meeker And Wright Special Education	STEP TD PROGRAM	0938-52-013	2011	fewer than 10	fewer than 10	0.0	\$0.00
Meeker And Wright Special Education	STEP TD PROGRAM	0938-52-013	2012	fewer than 10	fewer than 10	0.0	\$0.00
Meeker And Wright Special Education	STEP TD PROGRAM	0938-52-013	2013	fewer than 10	fewer than 10	0.0	\$0.00
Meeker And Wright Special Education	STEP TD PROGRAM	0938-52-013	2014	12	fewer than 10	0.0	\$0.00
Meeker And Wright Special Education	VILLAGE RANCH ALTERNATIVE PROGRAM	0938-52-016	2007	fewer than 10	fewer than 10	0.0	\$0.00
Meeker And Wright Special Education	VILLAGE RANCH ALTERNATIVE PROGRAM	0938-52-016	2009	fewer than 10	fewer than 10	0.0	\$0.00
Meeker And Wright Special Education	VILLAGE RANCH ALTERNATIVE PROGRAM	0938-52-016	2010	fewer than 10	fewer than 10	0.0	\$0.00
Meeker And Wright Special Education	VILLAGE RANCH ALTERNATIVE PROGRAM	0938-52-016	2011	fewer than 10	fewer than 10	0.0	\$0.00
Meeker And Wright Special Education	VILLAGE RANCH ALTERNATIVE PROGRAM	0938-52-016	2012	fewer than 10	fewer than 10	0.0	\$0.00
Meeker And Wright Special Education	VILLAGE RANCH ALTERNATIVE PROGRAM	0938-52-016	2013	fewer than 10	fewer than 10	0.0	\$0.00
Meeker And Wright Special Education	VILLAGE RANCH ALTERNATIVE PROGRAM	0938-52-016	2014	fewer than 10	fewer than 10	0.0	\$0.00
Meeker And Wright Special Education	WESTSIDE ALTERNATIVE PROGRAM	0938-52-019	2008	fewer than 10	fewer than 10	0.0	\$0.00
Meeker And Wright Special Education	WESTSIDE ALTERNATIVE PROGRAM	0938-52-019	2013	fewer than 10	fewer than 10	0.0	\$0.00
Meeker And Wright Special Education	WINGS ALTERNATIVE PROGRAM	0938-52-015	2011	fewer than 10	fewer than 10	0.0	\$0.00
Meeker And Wright Special Education	WINGS ALTERNATIVE PROGRAM	0938-52-015	2012	fewer than 10	fewer than 10	0.0	\$0.00
Melrose Public School District	MELROSE SECONDARY	0740-01-030	2007	128	16	67.0	\$10,000.00
Melrose Public School District	MELROSE SECONDARY	0740-01-030	2008	124	18	88.0	\$12,700.00
Melrose Public School District	MELROSE SECONDARY	0740-01-030	2009	113	21	142.0	\$22,200.00
Melrose Public School District	MELROSE SECONDARY	0740-01-030	2010	118	31	180.0	\$29,800.00
Melrose Public School District	MELROSE SECONDARY	0740-01-030	2011	117	26	118.0	\$19,300.00
Melrose Public School District	MELROSE SECONDARY	0740-01-030	2012	109	24	102.0	\$17,500.00
Melrose Public School District	MELROSE SECONDARY	0740-01-030	2013	119	20	69.0	\$11,800.00
Melrose Public School District	MELROSE SECONDARY	0740-01-030	2014	110	10	55.0	\$9,700.00
Menahga Public School District	MENAHGA SECONDARY	0821-01-030	2007	40	fewer than 10	0.0	\$0.00
Menahga Public School District	MENAHGA SECONDARY	0821-01-030	2008	47	fewer than 10	0.0	\$0.00
Menahga Public School District	MENAHGA SECONDARY	0821-01-030	2009	54	fewer than 10	0.0	\$0.00
Menahga Public School District	MENAHGA SECONDARY	0821-01-030	2010	51	fewer than 10	0.0	\$0.00
Menahga Public School District	MENAHGA SECONDARY	0821-01-030	2011	44	fewer than 10	0.0	\$0.00
Menahga Public School District	MENAHGA SECONDARY	0821-01-030	2012	42	fewer than 10	0.0	\$0.00
Menahga Public School District	MENAHGA SECONDARY	0821-01-030	2013	44	fewer than 10	0.0	\$0.00
Menahga Public School District	MENAHGA SECONDARY	0821-01-030	2014	44	fewer than 10	0.0	\$0.00
Mesabi East School District	MESABI EAST SECONDARY	2711-01-040	2007	63	12	86.0	\$11,200.00
Mesabi East School District	MESABI EAST SECONDARY	2711-01-040	2008	50	11	61.0	\$8,000.00
Mesabi East School District	MESABI EAST SECONDARY	2711-01-040	2009	50	18	104.0	\$14,200.00
Mesabi East School District	MESABI EAST SECONDARY	2711-01-040	2010	42	fewer than 10	0.0	\$0.00
Mesabi East School District	MESABI EAST SECONDARY	2711-01-040	2011	33	11	52.0	\$8,000.00
Mesabi East School District	MESABI EAST SECONDARY	2711-01-040	2012	51	14	88.0	\$13,500.00
Mesabi East School District	MESABI EAST SECONDARY	2711-01-040	2013	45	17	95.0	\$15,500.00
Mesabi East School District	MESABI EAST SECONDARY	2711-01-040	2014	52	fewer than 10	0.0	\$0.00
Metro Deaf School	METRO DEAF SCH - MN NORTH STAR ACAD	4005-07-010	2010	fewer than 10	fewer than 10	0.0	\$0.00
Metro Deaf School	METRO DEAF SCH - MN NORTH STAR ACAD	4005-07-010	2011	fewer than 10	fewer than 10	0.0	\$0.00

Metro Deaf School	METRO DEAF SCH - MN NORTH STAR ACAD	4005-07-010	2012	fewer than 10	fewer than 10	0.0	\$0.00
Metro Deaf School	METRO DEAF SCH - MN NORTH STAR ACAD	4005-07-010	2013	fewer than 10	fewer than 10	0.0	\$0.00
Metro Deaf School	METRO DEAF SCH - MN NORTH STAR ACAD	4005-07-010	2014	fewer than 10	fewer than 10	0.0	\$0.00
Metro Schools Charter	METRO SCHOOLS CHARTER	4131-07-010	2009	fewer than 10	fewer than 10	0.0	\$0.00
Metro Schools Charter	METRO SCHOOLS CHARTER	4131-07-010	2011	35	fewer than 10	0.0	\$0.00
Metro Schools Charter	METRO SCHOOLS CHARTER	4131-07-010	2012	17	fewer than 10	0.0	\$0.00
Metro Schools Charter	METRO SCHOOLS CHARTER	4131-07-010	2013	fewer than 10	fewer than 10	0.0	\$0.00
Metro Schools Charter	METRO SCHOOLS CHARTER	4131-07-010	2014	34	13	198.0	\$31,300.00
Metro Tech Academy	METRO TECH ACADEMY	4173-07-010	2010	25	10	105.0	\$15,500.00
Metro Tech Academy	METRO TECH ACADEMY	4173-07-010	2011	33	12	162.0	\$24,800.00
Metro Tech Academy	METRO TECH ACADEMY	4173-07-010	2012	21	fewer than 10	0.0	\$0.00
Metro Tech Academy	METRO TECH ACADEMY	4173-07-010	2013	21	fewer than 10	0.0	\$0.00
Metropolitan Learning Alliance	METROPOLITAN LEARNING ALLIANCE	6065-62-010	2007	13	fewer than 10	0.0	\$0.00
Metropolitan Learning Alliance	METROPOLITAN LEARNING ALLIANCE	6065-62-010	2008	14	fewer than 10	0.0	\$0.00
Metropolitan Learning Alliance	METROPOLITAN LEARNING ALLIANCE	6065-62-010	2009	26	fewer than 10	0.0	\$0.00
Metropolitan Learning Alliance	METROPOLITAN LEARNING ALLIANCE	6065-62-010	2010	20	fewer than 10	0.0	\$0.00
Metropolitan Learning Alliance	METROPOLITAN LEARNING ALLIANCE	6065-62-010	2011	31	fewer than 10	0.0	\$0.00
Metropolitan Learning Alliance	METROPOLITAN LEARNING ALLIANCE	6065-62-010	2012	fewer than 10	fewer than 10	0.0	\$0.00
Metropolitan Learning Alliance	METROPOLITAN LEARNING ALLIANCE	6065-62-010	2013	20	fewer than 10	0.0	\$0.00
Mid State Education District	MID STAT ED DIST. SUCCESS PROG.	6979-61-010	2007	fewer than 10	fewer than 10	0.0	\$0.00
Mid State Education District	MID STAT ED DIST. SUCCESS PROG.	6979-61-010	2008	fewer than 10	fewer than 10	0.0	\$0.00
Mid State Education District	MID STAT ED DIST. SUCCESS PROG.	6979-61-010	2009	fewer than 10	fewer than 10	0.0	\$0.00
Mid State Education District	MID STAT ED DIST. SUCCESS PROG.	6979-61-010	2011	fewer than 10	fewer than 10	0.0	\$0.00
Mid State Education District	MID STAT ED DIST. SUCCESS PROG.	6979-61-010	2012	fewer than 10	fewer than 10	0.0	\$0.00
Mid State Education District	MID STAT ED DIST. SUCCESS PROG.	6979-61-010	2013	fewer than 10	fewer than 10	0.0	\$0.00
Mid State Education District	MID STATE ED DIST STEPS TRANS. PROG	6979-61-020	2007	fewer than 10	fewer than 10	0.0	\$0.00
Mid State Education District	MID STATE ED DIST STEPS TRANS. PROG	6979-61-020	2008	fewer than 10	fewer than 10	0.0	\$0.00
Mid State Education District	MID STATE ED DIST STEPS TRANS. PROG	6979-61-020	2009	fewer than 10	fewer than 10	0.0	\$0.00
Mid State Education District	MID STATE ED DIST STEPS TRANS. PROG	6979-61-020	2010	fewer than 10	fewer than 10	0.0	\$0.00
Mid State Education District	MID STATE ED DIST STEPS TRANS. PROG	6979-61-020	2011	fewer than 10	fewer than 10	0.0	\$0.00
Mid State Education District	MID STATE ED DIST STEPS TRANS. PROG	6979-61-020	2012	fewer than 10	fewer than 10	0.0	\$0.00
Mid State Education District	MID STATE ED DIST STEPS TRANS. PROG	6979-61-020	2013	fewer than 10	fewer than 10	0.0	\$0.00
Mid State Education District	MID-STATE NORTH	6979-61-040	2012	fewer than 10	fewer than 10	0.0	\$0.00
Milaca Public School District	MILACA AREA LEARNING CENTER	0912-01-040	2007	10	fewer than 10	0.0	\$0.00
Milaca Public School District	MILACA AREA LEARNING CENTER	0912-01-040	2008	14	fewer than 10	0.0	\$0.00
Milaca Public School District	MILACA AREA LEARNING CENTER	0912-01-040	2009	12	fewer than 10	0.0	\$0.00
Milaca Public School District	MILACA AREA LEARNING CENTER	0912-01-040	2010	12	fewer than 10	0.0	\$0.00
Milaca Public School District	MILACA AREA LEARNING CENTER	0912-01-040	2011	13	fewer than 10	0.0	\$0.00
Milaca Public School District	MILACA AREA LEARNING CENTER	0912-01-040	2012	13	fewer than 10	0.0	\$0.00
Milaca Public School District	MILACA AREA LEARNING CENTER	0912-01-040	2013	12	fewer than 10	0.0	\$0.00
Milaca Public School District	MILACA AREA LEARNING CENTER	0912-01-040	2014	12	fewer than 10	0.0	\$0.00
Milaca Public School District	MILACA SECONDARY HIGH	0912-01-030	2007	147	17	97.0	\$13,400.00
Milaca Public School District	MILACA SECONDARY HIGH	0912-01-030	2008	142	18	109.0	\$14,600.00
Milaca Public School District	MILACA SECONDARY HIGH	0912-01-030	2009	141	19	99.0	\$14,300.00
Milaca Public School District	MILACA SECONDARY HIGH	0912-01-030	2010	132	16	114.0	\$17,000.00

Milaca Public School District	MILACA SECONDARY HIGH	0912-01-030	2011	115	13	105.0	\$16,500.00
Milaca Public School District	MILACA SECONDARY HIGH	0912-01-030	2012	112	12	48.0	\$7,600.00
Milaca Public School District	MILACA SECONDARY HIGH	0912-01-030	2013	103	13	72.0	\$12,600.00
Milaca Public School District	MILACA SECONDARY HIGH	0912-01-030	2014	99	fewer than 10	0.0	\$0.00
Minisinaakwaang Leadership Academy	MINISINAAKWAANG LEADERSHIP ACADEMY	4177-07-010	2008	fewer than 10	fewer than 10	0.0	\$0.00
Minisinaakwaang Leadership Academy	MINISINAAKWAANG LEADERSHIP ACADEMY	4177-07-010	2009	fewer than 10	fewer than 10	0.0	\$0.00
Minisinaakwaang Leadership Academy	MINISINAAKWAANG LEADERSHIP ACADEMY	4177-07-010	2010	fewer than 10	fewer than 10	0.0	\$0.00
Minisinaakwaang Leadership Academy	MINISINAAKWAANG LEADERSHIP ACADEMY	4177-07-010	2012	fewer than 10	fewer than 10	0.0	\$0.00
Minisinaakwaang Leadership Academy	MINISINAAKWAANG LEADERSHIP ACADEMY	4177-07-010	2013	fewer than 10	fewer than 10	0.0	\$0.00
Minneapolis Public School Dist.	AMERICAN INDIAN OIC	0001-03-393	2007	14	fewer than 10	0.0	\$0.00
Minneapolis Public School Dist.	AMERICAN INDIAN OIC	0001-03-393	2008	fewer than 10	fewer than 10	0.0	\$0.00
Minneapolis Public School Dist.	AMERICAN INDIAN OIC	0001-03-393	2009	fewer than 10	fewer than 10	0.0	\$0.00
Minneapolis Public School Dist.	AMERICAN INDIAN OIC	0001-03-393	2010	11	fewer than 10	0.0	\$0.00
Minneapolis Public School Dist.	AMERICAN INDIAN OIC	0001-03-393	2011	fewer than 10	fewer than 10	0.0	\$0.00
Minneapolis Public School Dist.	AMERICAN INDIAN OIC	0001-03-393	2012	fewer than 10	fewer than 10	0.0	\$0.00
Minneapolis Public School Dist.	AMERICAN INDIAN OIC	0001-03-393	2013	fewer than 10	fewer than 10	0.0	\$0.00
Minneapolis Public School Dist.	AMERICAN INDIAN OIC	0001-03-393	2014	fewer than 10	fewer than 10	0.0	\$0.00
Minneapolis Public School Dist.	BASIC SKILLS-4	0001-03-307	2007	83	12	71.0	\$9,600.00
Minneapolis Public School Dist.	BASIC SKILLS-4	0001-03-307	2008	63	15	121.0	\$16,600.00
Minneapolis Public School Dist.	BASIC SKILLS-4	0001-03-307	2009	65	16	169.0	\$24,000.00
Minneapolis Public School Dist.	BASIC SKILLS-4	0001-03-307	2011	fewer than 10	fewer than 10	0.0	\$0.00
Minneapolis Public School Dist.	BASIC SKILLS-4	0001-03-307	2012	22	fewer than 10	0.0	\$0.00
Minneapolis Public School Dist.	BASIC SKILLS-4	0001-03-307	2013	60	fewer than 10	0.0	\$0.00
Minneapolis Public School Dist.	BASIC SKILLS-4	0001-03-307	2014	50	fewer than 10	0.0	\$0.00
Minneapolis Public School Dist.	BROADWAY ARTS & TECHNOLOGY	0001-03-353	2007	31	fewer than 10	0.0	\$0.00
Minneapolis Public School Dist.	BROADWAY ARTS & TECHNOLOGY	0001-03-353	2008	21	fewer than 10	0.0	\$0.00
Minneapolis Public School Dist.	BROADWAY ARTS & TECHNOLOGY	0001-03-353	2009	17	fewer than 10	0.0	\$0.00
Minneapolis Public School Dist.	BROADWAY ARTS & TECHNOLOGY	0001-03-353	2010	28	12	145.0	\$21,300.00
Minneapolis Public School Dist.	BROADWAY ARTS & TECHNOLOGY	0001-03-353	2011	25	fewer than 10	0.0	\$0.00
Minneapolis Public School Dist.	BROADWAY ARTS & TECHNOLOGY	0001-03-353	2012	14	fewer than 10	0.0	\$0.00
Minneapolis Public School Dist.	BROADWAY ARTS & TECHNOLOGY	0001-03-353	2013	17	fewer than 10	0.0	\$0.00
Minneapolis Public School Dist.	BROADWAY ARTS & TECHNOLOGY	0001-03-353	2014	10	fewer than 10	0.0	\$0.00
Minneapolis Public School Dist.	CENTER FOR TRAINING & CAREERS	0001-03-412	2007	40	fewer than 10	0.0	\$0.00
Minneapolis Public School Dist.	CENTER FOR TRAINING & CAREERS	0001-03-412	2008	20	fewer than 10	0.0	\$0.00
Minneapolis Public School Dist.	CENTER SCHOOL	0001-03-361	2007	fewer than 10	fewer than 10	0.0	\$0.00
Minneapolis Public School Dist.	CENTER SCHOOL	0001-03-361	2008	fewer than 10	fewer than 10	0.0	\$0.00
Minneapolis Public School Dist.	CENTER SCHOOL	0001-03-361	2009	fewer than 10	fewer than 10	0.0	\$0.00
Minneapolis Public School Dist.	CENTER SCHOOL	0001-03-361	2010	fewer than 10	fewer than 10	0.0	\$0.00
Minneapolis Public School Dist.	CENTER SCHOOL	0001-03-361	2011	fewer than 10	fewer than 10	0.0	\$0.00
Minneapolis Public School Dist.	CENTER SCHOOL	0001-03-361	2012	fewer than 10	fewer than 10	0.0	\$0.00
Minneapolis Public School Dist.	CENTER SCHOOL	0001-03-361	2013	fewer than 10	fewer than 10	0.0	\$0.00
Minneapolis Public School Dist.	CENTER SCHOOL	0001-03-361	2014	fewer than 10	fewer than 10	0.0	\$0.00
Minneapolis Public School Dist.	CHALLENGE ACADEMY	0001-03-394	2007	fewer than 10	fewer than 10	0.0	\$0.00
Minneapolis Public School Dist.	CHALLENGE ACADEMY	0001-03-394	2008	11	fewer than 10	0.0	\$0.00
Minneapolis Public School Dist.	CHALLENGE ACADEMY	0001-03-394	2009	fewer than 10	fewer than 10	0.0	\$0.00

Minneapolis Public School Dist.	CITY INC. NORTH	0001-03-365	2007	13	fewer than 10	0.0	\$0.00
Minneapolis Public School Dist.	CITY INC. NORTH	0001-03-365	2008	12	fewer than 10	0.0	\$0.00
Minneapolis Public School Dist.	CITY INC. NORTH	0001-03-365	2009	16	fewer than 10	0.0	\$0.00
Minneapolis Public School Dist.	CITY INC. NORTH	0001-03-365	2010	20	fewer than 10	0.0	\$0.00
Minneapolis Public School Dist.	CITY INC. NORTH	0001-03-365	2011	fewer than 10	fewer than 10	0.0	\$0.00
Minneapolis Public School Dist.	CITY INC. SOUTH	0001-03-408	2007	fewer than 10	fewer than 10	0.0	\$0.00
Minneapolis Public School Dist.	CITY INC. SOUTH	0001-03-408	2008	fewer than 10	fewer than 10	0.0	\$0.00
Minneapolis Public School Dist.	CITY INC. SOUTH	0001-03-408	2009	fewer than 10	fewer than 10	0.0	\$0.00
Minneapolis Public School Dist.	CITY INC. SOUTH	0001-03-408	2010	fewer than 10	fewer than 10	0.0	\$0.00
Minneapolis Public School Dist.	EDISON SENIOR HIGH	0001-03-352	2007	125	32	321.0	\$47,500.00
Minneapolis Public School Dist.	EDISON SENIOR HIGH	0001-03-352	2008	117	38	475.0	\$65,500.00
Minneapolis Public School Dist.	EDISON SENIOR HIGH	0001-03-352	2009	116	32	430.0	\$62,100.00
Minneapolis Public School Dist.	EDISON SENIOR HIGH	0001-03-352	2010	161	50	737.0	\$113,500.00
Minneapolis Public School Dist.	EDISON SENIOR HIGH	0001-03-352	2011	122	40	608.0	\$95,300.00
Minneapolis Public School Dist.	EDISON SENIOR HIGH	0001-03-352	2012	89	32	373.0	\$61,400.00
Minneapolis Public School Dist.	EDISON SENIOR HIGH	0001-03-352	2013	82	31	365.0	\$61,800.00
Minneapolis Public School Dist.	EDISON SENIOR HIGH	0001-03-352	2014	108	20	205.0	\$34,200.00
Minneapolis Public School Dist.	EXTENDED DAY PROGRAM	0001-03-392	2009	fewer than 10	fewer than 10	0.0	\$0.00
Minneapolis Public School Dist.	EXTENDED DAY PROGRAM	0001-03-392	2013	26	fewer than 10	0.0	\$0.00
Minneapolis Public School Dist.	EXTENDED DAY PROGRAM	0001-03-392	2014	13	fewer than 10	0.0	\$0.00
Minneapolis Public School Dist.	HARRISON EDUCATION CENTER	0001-03-382	2007	fewer than 10	fewer than 10	0.0	\$0.00
Minneapolis Public School Dist.	HARRISON EDUCATION CENTER	0001-03-382	2010	fewer than 10	fewer than 10	0.0	\$0.00
Minneapolis Public School Dist.	HARRISON EDUCATION CENTER	0001-03-382	2014	fewer than 10	fewer than 10	0.0	\$0.00
Minneapolis Public School Dist.	HENNEPIN COUNTY JUVENILE CENTER	0001-03-685	2007	fewer than 10	fewer than 10	0.0	\$0.00
Minneapolis Public School Dist.	HENNEPIN COUNTY JUVENILE CENTER	0001-03-685	2012	fewer than 10	fewer than 10	0.0	\$0.00
Minneapolis Public School Dist.	HENNEPIN COUNTY JUVENILE CENTER	0001-03-685	2013	fewer than 10	fewer than 10	0.0	\$0.00
Minneapolis Public School Dist.	HENRY SENIOR HIGH	0001-03-354	2007	197	59	502.0	\$74,400.00
Minneapolis Public School Dist.	HENRY SENIOR HIGH	0001-03-354	2008	204	46	538.0	\$76,500.00
Minneapolis Public School Dist.	HENRY SENIOR HIGH	0001-03-354	2009	168	43	409.0	\$61,600.00
Minneapolis Public School Dist.	HENRY SENIOR HIGH	0001-03-354	2010	214	60	670.0	\$101,000.00
Minneapolis Public School Dist.	HENRY SENIOR HIGH	0001-03-354	2011	168	43	448.0	\$70,600.00
Minneapolis Public School Dist.	HENRY SENIOR HIGH	0001-03-354	2012	169	50	606.0	\$98,400.00
Minneapolis Public School Dist.	HENRY SENIOR HIGH	0001-03-354	2013	166	53	559.0	\$92,400.00
Minneapolis Public School Dist.	HENRY SENIOR HIGH	0001-03-354	2014	170	41	470.0	\$75,400.00
Minneapolis Public School Dist.	HERITAGE SCIENCE & TECHNOLOGY	0001-03-417	2012	19	fewer than 10	0.0	\$0.00
Minneapolis Public School Dist.	HERITAGE SCIENCE & TECHNOLOGY	0001-03-417	2013	20	13	166.0	\$27,500.00
Minneapolis Public School Dist.	HERITAGE SCIENCE & TECHNOLOGY	0001-03-417	2014	24	fewer than 10	0.0	\$0.00
Minneapolis Public School Dist.	IDT-MERRIAM PARK	0001-03-325	2007	fewer than 10	fewer than 10	0.0	\$0.00
Minneapolis Public School Dist.	LINCOLN INTERNATIONAL HIGH SCHOOL	0001-03-391	2007	36	17	417.0	\$56,700.00
Minneapolis Public School Dist.	LORING-NICOLLET HIGH	0001-03-349	2007	29	fewer than 10	0.0	\$0.00
Minneapolis Public School Dist.	LORING-NICOLLET HIGH	0001-03-349	2008	15	fewer than 10	0.0	\$0.00
Minneapolis Public School Dist.	LORING-NICOLLET HIGH	0001-03-349	2009	15	fewer than 10	0.0	\$0.00
Minneapolis Public School Dist.	LORING-NICOLLET HIGH	0001-03-349	2010	17	fewer than 10	0.0	\$0.00
Minneapolis Public School Dist.	LORING-NICOLLET HIGH	0001-03-349	2011	13	fewer than 10	0.0	\$0.00
Minneapolis Public School Dist.	LORING-NICOLLET HIGH	0001-03-349	2012	fewer than 10	fewer than 10	0.0	\$0.00

Minneapolis Public School Dist.	LORING-NICOLLET HIGH	0001-03-349	2013	12	fewer than 10	0.0	\$0.00
Minneapolis Public School Dist.	LORING-NICOLLET HIGH	0001-03-349	2014	10	fewer than 10	0.0	\$0.00
Minneapolis Public School Dist.	MENLO PARK ACADEMY	0001-03-373	2007	fewer than 10	fewer than 10	0.0	\$0.00
Minneapolis Public School Dist.	MENLO PARK ACADEMY	0001-03-373	2008	14	fewer than 10	0.0	\$0.00
Minneapolis Public School Dist.	MENLO PARK ACADEMY	0001-03-373	2009	14	fewer than 10	0.0	\$0.00
Minneapolis Public School Dist.	MENLO PARK ACADEMY	0001-03-373	2010	13	fewer than 10	0.0	\$0.00
Minneapolis Public School Dist.	MENLO PARK ACADEMY	0001-03-373	2011	fewer than 10	fewer than 10	0.0	\$0.00
Minneapolis Public School Dist.	MENLO PARK ACADEMY	0001-03-373	2012	fewer than 10	fewer than 10	0.0	\$0.00
Minneapolis Public School Dist.	MENLO PARK ACADEMY	0001-03-373	2013	15	fewer than 10	0.0	\$0.00
Minneapolis Public School Dist.	MENLO PARK ACADEMY	0001-03-373	2014	14	fewer than 10	0.0	\$0.00
Minneapolis Public School Dist.	MERC	0001-03-348	2007	16	fewer than 10	0.0	\$0.00
Minneapolis Public School Dist.	MERC	0001-03-348	2008	fewer than 10	fewer than 10	0.0	\$0.00
Minneapolis Public School Dist.	MERC	0001-03-348	2009	15	fewer than 10	0.0	\$0.00
Minneapolis Public School Dist.	MERC	0001-03-348	2010	28	fewer than 10	0.0	\$0.00
Minneapolis Public School Dist.	MERC	0001-03-348	2011	24	fewer than 10	0.0	\$0.00
Minneapolis Public School Dist.	MERC	0001-03-348	2012	11	fewer than 10	0.0	\$0.00
Minneapolis Public School Dist.	MERC	0001-03-348	2013	12	fewer than 10	0.0	\$0.00
Minneapolis Public School Dist.	MERC	0001-03-348	2014	16	fewer than 10	0.0	\$0.00
Minneapolis Public School Dist.	MINNEAPOLIS ON LINE LEARNING	0001-03-415	2007	fewer than 10	fewer than 10	0.0	\$0.00
Minneapolis Public School Dist.	MINNEAPOLIS ON LINE LEARNING	0001-03-415	2008	fewer than 10	fewer than 10	0.0	\$0.00
Minneapolis Public School Dist.	MINNEAPOLIS ON LINE LEARNING	0001-03-415	2009	fewer than 10	fewer than 10	0.0	\$0.00
Minneapolis Public School Dist.	MINNEAPOLIS ON LINE LEARNING	0001-03-415	2010	15	fewer than 10	0.0	\$0.00
Minneapolis Public School Dist.	MINNEAPOLIS ON LINE LEARNING	0001-03-415	2011	15	fewer than 10	0.0	\$0.00
Minneapolis Public School Dist.	MINNEAPOLIS ON LINE LEARNING	0001-03-415	2012	fewer than 10	fewer than 10	0.0	\$0.00
Minneapolis Public School Dist.	MINNEAPOLIS ON LINE LEARNING	0001-03-415	2013	19	fewer than 10	0.0	\$0.00
Minneapolis Public School Dist.	MINNEAPOLIS ON LINE LEARNING	0001-03-415	2014	12	fewer than 10	0.0	\$0.00
Minneapolis Public School Dist.	MPLS. H.S. ALTERNATIVE PROGRAM	0001-03-523	2007	fewer than 10	fewer than 10	0.0	\$0.00
Minneapolis Public School Dist.	MPLS. H.S. ALTERNATIVE PROGRAM	0001-03-523	2008	fewer than 10	fewer than 10	0.0	\$0.00
Minneapolis Public School Dist.	MPLS. H.S. ALTERNATIVE PROGRAM	0001-03-523	2009	fewer than 10	fewer than 10	0.0	\$0.00
Minneapolis Public School Dist.	MPLS. H.S. ALTERNATIVE PROGRAM	0001-03-523	2010	fewer than 10	fewer than 10	0.0	\$0.00
Minneapolis Public School Dist.	MPLS. H.S. ALTERNATIVE PROGRAM	0001-03-523	2011	fewer than 10	fewer than 10	0.0	\$0.00
Minneapolis Public School Dist.	MPLS. H.S. ALTERNATIVE PROGRAM	0001-03-523	2012	fewer than 10	fewer than 10	0.0	\$0.00
Minneapolis Public School Dist.	MPS D/HH	0001-03-401	2008	fewer than 10	fewer than 10	0.0	\$0.00
Minneapolis Public School Dist.	MPS METRO C	0001-03-697	2010	fewer than 10	fewer than 10	0.0	\$0.00
Minneapolis Public School Dist.	MPS METRO C	0001-03-697	2014	fewer than 10	fewer than 10	0.0	\$0.00
Minneapolis Public School Dist.	MPS METRO HA	0001-03-688	2007	fewer than 10	fewer than 10	0.0	\$0.00
Minneapolis Public School Dist.	MPS METRO SJ	0001-03-689	2012	fewer than 10	fewer than 10	0.0	\$0.00
Minneapolis Public School Dist.	NORTH SENIOR HIGH	0001-03-358	2007	130	35	305.0	\$43,000.00
Minneapolis Public School Dist.	NORTH SENIOR HIGH	0001-03-358	2008	88	27	357.0	\$50,500.00
Minneapolis Public School Dist.	NORTH SENIOR HIGH	0001-03-358	2009	74	21	174.0	\$26,000.00
Minneapolis Public School Dist.	NORTH SENIOR HIGH	0001-03-358	2010	63	19	171.0	\$26,000.00
Minneapolis Public School Dist.	NORTH SENIOR HIGH	0001-03-358	2011	50	13	154.0	\$24,300.00
Minneapolis Public School Dist.	NORTH SENIOR HIGH	0001-03-358	2012	29	15	164.0	\$27,400.00
Minneapolis Public School Dist.	NORTH SENIOR HIGH	0001-03-358	2013	23	fewer than 10	0.0	\$0.00
Minneapolis Public School Dist.	NORTH SENIOR HIGH	0001-03-358	2014	15	fewer than 10	0.0	\$0.00

Minneapolis Public School Dist.	PLYMOUTH YOUTH CENTER	0001-03-357	2007	23	fewer than 10	0.0	\$0.00
Minneapolis Public School Dist.	PLYMOUTH YOUTH CENTER	0001-03-357	2008	13	fewer than 10	0.0	\$0.00
Minneapolis Public School Dist.	PLYMOUTH YOUTH CENTER	0001-03-357	2009	17	fewer than 10	0.0	\$0.00
Minneapolis Public School Dist.	PLYMOUTH YOUTH CENTER	0001-03-357	2010	25	fewer than 10	0.0	\$0.00
Minneapolis Public School Dist.	PLYMOUTH YOUTH CENTER	0001-03-357	2011	28	fewer than 10	0.0	\$0.00
Minneapolis Public School Dist.	PLYMOUTH YOUTH CENTER	0001-03-357	2012	36	13	107.0	\$17,000.00
Minneapolis Public School Dist.	PLYMOUTH YOUTH CENTER	0001-03-357	2013	37	fewer than 10	0.0	\$0.00
Minneapolis Public School Dist.	PLYMOUTH YOUTH CENTER	0001-03-357	2014	46	fewer than 10	0.0	\$0.00
Minneapolis Public School Dist.	ROOSEVELT SENIOR HIGH	0001-03-360	2007	156	49	506.0	\$71,500.00
Minneapolis Public School Dist.	ROOSEVELT SENIOR HIGH	0001-03-360	2008	161	57	690.0	\$97,000.00
Minneapolis Public School Dist.	ROOSEVELT SENIOR HIGH	0001-03-360	2009	120	30	402.0	\$58,800.00
Minneapolis Public School Dist.	ROOSEVELT SENIOR HIGH	0001-03-360	2010	116	41	576.0	\$87,300.00
Minneapolis Public School Dist.	ROOSEVELT SENIOR HIGH	0001-03-360	2011	126	42	477.0	\$76,300.00
Minneapolis Public School Dist.	ROOSEVELT SENIOR HIGH	0001-03-360	2012	106	34	372.0	\$60,600.00
Minneapolis Public School Dist.	ROOSEVELT SENIOR HIGH	0001-03-360	2013	97	42	523.0	\$85,600.00
Minneapolis Public School Dist.	ROOSEVELT SENIOR HIGH	0001-03-360	2014	81	23	198.0	\$33,000.00
Minneapolis Public School Dist.	SOUTH SENIOR HIGH	0001-03-362	2007	307	45	397.0	\$55,700.00
Minneapolis Public School Dist.	SOUTH SENIOR HIGH	0001-03-362	2008	344	62	632.0	\$88,600.00
Minneapolis Public School Dist.	SOUTH SENIOR HIGH	0001-03-362	2009	369	56	593.0	\$85,200.00
Minneapolis Public School Dist.	SOUTH SENIOR HIGH	0001-03-362	2010	332	48	470.0	\$70,000.00
Minneapolis Public School Dist.	SOUTH SENIOR HIGH	0001-03-362	2011	287	38	361.0	\$58,300.00
Minneapolis Public School Dist.	SOUTH SENIOR HIGH	0001-03-362	2012	343	63	603.0	\$97,800.00
Minneapolis Public School Dist.	SOUTH SENIOR HIGH	0001-03-362	2013	322	34	382.0	\$62,800.00
Minneapolis Public School Dist.	SOUTH SENIOR HIGH	0001-03-362	2014	328	52	522.0	\$82,100.00
Minneapolis Public School Dist.	SOUTHWEST SENIOR HIGH	0001-03-364	2007	272	30	338.0	\$46,700.00
Minneapolis Public School Dist.	SOUTHWEST SENIOR HIGH	0001-03-364	2008	316	42	471.0	\$65,600.00
Minneapolis Public School Dist.	SOUTHWEST SENIOR HIGH	0001-03-364	2009	289	38	460.0	\$67,000.00
Minneapolis Public School Dist.	SOUTHWEST SENIOR HIGH	0001-03-364	2010	311	29	365.0	\$54,100.00
Minneapolis Public School Dist.	SOUTHWEST SENIOR HIGH	0001-03-364	2011	369	40	366.0	\$59,800.00
Minneapolis Public School Dist.	SOUTHWEST SENIOR HIGH	0001-03-364	2012	322	36	317.0	\$51,700.00
Minneapolis Public School Dist.	SOUTHWEST SENIOR HIGH	0001-03-364	2013	344	46	488.0	\$80,200.00
Minneapolis Public School Dist.	SOUTHWEST SENIOR HIGH	0001-03-364	2014	304	30	323.0	\$52,100.00
Minneapolis Public School Dist.	SPANISH HIGH	0001-03-372	2007	fewer than 10	fewer than 10	0.0	\$0.00
Minneapolis Public School Dist.	SPANISH HIGH	0001-03-372	2008	fewer than 10	fewer than 10	0.0	\$0.00
Minneapolis Public School Dist.	SPANISH HIGH	0001-03-372	2013	fewer than 10	fewer than 10	0.0	\$0.00
Minneapolis Public School Dist.	SPANISH HIGH	0001-03-372	2014	fewer than 10	fewer than 10	0.0	\$0.00
Minneapolis Public School Dist.	TRANSITION PLUS SERVICES	0001-03-380	2007	80	fewer than 10	0.0	\$0.00
Minneapolis Public School Dist.	TRANSITION PLUS SERVICES	0001-03-380	2008	113	fewer than 10	0.0	\$0.00
Minneapolis Public School Dist.	TRANSITION PLUS SERVICES	0001-03-380	2009	83	fewer than 10	0.0	\$0.00
Minneapolis Public School Dist.	TRANSITION PLUS SERVICES	0001-03-380	2010	89	fewer than 10	0.0	\$0.00
Minneapolis Public School Dist.	TRANSITION PLUS SERVICES	0001-03-380	2011	136	fewer than 10	0.0	\$0.00
Minneapolis Public School Dist.	TRANSITION PLUS SERVICES	0001-03-380	2012	146	15	193.0	\$30,200.00
Minneapolis Public School Dist.	TRANSITION PLUS SERVICES	0001-03-380	2013	147	10	105.0	\$17,600.00
Minneapolis Public School Dist.	TRANSITION PLUS SERVICES	0001-03-380	2014	141	fewer than 10	0.0	\$0.00
Minneapolis Public School Dist.	URBAN LEAGUE ACADEMY HIGH	0001-03-351	2007	15	fewer than 10	0.0	\$0.00

Minneapolis Public School Dist.	URBAN LEAGUE ACADEMY HIGH	0001-03-351	2008	17	fewer than 10	0.0	\$0.00
Minneapolis Public School Dist.	URBAN LEAGUE ACADEMY HIGH	0001-03-351	2009	24	fewer than 10	0.0	\$0.00
Minneapolis Public School Dist.	URBAN LEAGUE ACADEMY HIGH	0001-03-351	2010	19	fewer than 10	0.0	\$0.00
Minneapolis Public School Dist.	URBAN LEAGUE ACADEMY HIGH	0001-03-351	2011	16	fewer than 10	0.0	\$0.00
Minneapolis Public School Dist.	URBAN LEAGUE ACADEMY HIGH	0001-03-351	2012	fewer than 10	fewer than 10	0.0	\$0.00
Minneapolis Public School Dist.	URBAN LEAGUE ACADEMY HIGH	0001-03-351	2014	fewer than 10	fewer than 10	0.0	\$0.00
Minneapolis Public School Dist.	VOA OPPORTUNITY HS	0001-03-416	2008	26	fewer than 10	0.0	\$0.00
Minneapolis Public School Dist.	VOA OPPORTUNITY HS	0001-03-416	2009	47	17	318.0	\$45,400.00
Minneapolis Public School Dist.	VOA OPPORTUNITY HS	0001-03-416	2010	49	12	219.0	\$32,800.00
Minneapolis Public School Dist.	VOA OPPORTUNITY HS	0001-03-416	2011	15	fewer than 10	0.0	\$0.00
Minneapolis Public School Dist.	VOA OPPORTUNITY HS	0001-03-416	2012	fewer than 10	fewer than 10	0.0	\$0.00
Minneapolis Public School Dist.	VOA OPPORTUNITY HS	0001-03-416	2013	14	fewer than 10	0.0	\$0.00
Minneapolis Public School Dist.	VOA OPPORTUNITY HS	0001-03-416	2014	11	fewer than 10	0.0	\$0.00
Minneapolis Public School Dist.	VOA PHOENIX - SALT HS	0001-03-419	2009	16	fewer than 10	0.0	\$0.00
Minneapolis Public School Dist.	VOA PHOENIX - SALT HS	0001-03-419	2010	26	fewer than 10	0.0	\$0.00
Minneapolis Public School Dist.	VOA PHOENIX - SALT HS	0001-03-419	2011	21	fewer than 10	0.0	\$0.00
Minneapolis Public School Dist.	VOA PHOENIX - SALT HS	0001-03-419	2012	17	fewer than 10	0.0	\$0.00
Minneapolis Public School Dist.	VOA PHOENIX - SALT HS	0001-03-419	2013	28	fewer than 10	0.0	\$0.00
Minneapolis Public School Dist.	VOA PHOENIX - SALT HS	0001-03-419	2014	25	fewer than 10	0.0	\$0.00
Minneapolis Public School Dist.	VOLUNTEERS OF AMERICA-HIGH	0001-03-406	2007	30	13	250.0	\$33,800.00
Minneapolis Public School Dist.	VOLUNTEERS OF AMERICA-HIGH	0001-03-406	2008	16	fewer than 10	0.0	\$0.00
Minneapolis Public School Dist.	VOLUNTEERS OF AMERICA-HIGH	0001-03-406	2009	26	fewer than 10	0.0	\$0.00
Minneapolis Public School Dist.	VOLUNTEERS OF AMERICA-HIGH	0001-03-406	2010	27	fewer than 10	0.0	\$0.00
Minneapolis Public School Dist.	VOLUNTEERS OF AMERICA-HIGH	0001-03-406	2011	26	fewer than 10	0.0	\$0.00
Minneapolis Public School Dist.	VOLUNTEERS OF AMERICA-HIGH	0001-03-406	2012	15	fewer than 10	0.0	\$0.00
Minneapolis Public School Dist.	WASHBURN SENIOR HIGH	0001-03-368	2007	140	47	438.0	\$63,100.00
Minneapolis Public School Dist.	WASHBURN SENIOR HIGH	0001-03-368	2008	160	42	426.0	\$59,500.00
Minneapolis Public School Dist.	WASHBURN SENIOR HIGH	0001-03-368	2009	150	41	347.0	\$51,500.00
Minneapolis Public School Dist.	WASHBURN SENIOR HIGH	0001-03-368	2010	107	33	382.0	\$59,300.00
Minneapolis Public School Dist.	WASHBURN SENIOR HIGH	0001-03-368	2011	95	26	244.0	\$39,000.00
Minneapolis Public School Dist.	WASHBURN SENIOR HIGH	0001-03-368	2012	114	31	250.0	\$42,000.00
Minneapolis Public School Dist.	WASHBURN SENIOR HIGH	0001-03-368	2013	148	21	198.0	\$33,300.00
Minneapolis Public School Dist.	WASHBURN SENIOR HIGH	0001-03-368	2014	208	28	277.0	\$45,300.00
Minneapolis Public School Dist.	WELLSTONE INTERNATIONAL HIGH	0001-03-363	2007	26	fewer than 10	0.0	\$0.00
Minneapolis Public School Dist.	WELLSTONE INTERNATIONAL HIGH	0001-03-363	2008	20	fewer than 10	0.0	\$0.00
Minneapolis Public School Dist.	WELLSTONE INTERNATIONAL HIGH	0001-03-363	2009	22	10	354.0	\$50,400.00
Minneapolis Public School Dist.	WELLSTONE INTERNATIONAL HIGH	0001-03-363	2010	fewer than 10	fewer than 10	0.0	\$0.00
Minneapolis Public School Dist.	WELLSTONE INTERNATIONAL HIGH	0001-03-363	2011	10	fewer than 10	0.0	\$0.00
Minneapolis Public School Dist.	WELLSTONE INTERNATIONAL HIGH	0001-03-363	2012	10	fewer than 10	0.0	\$0.00
Minneapolis Public School Dist.	WELLSTONE INTERNATIONAL HIGH	0001-03-363	2013	10	fewer than 10	0.0	\$0.00
Minneapolis Public School Dist.	WELLSTONE INTERNATIONAL HIGH	0001-03-363	2014	17	fewer than 10	0.0	\$0.00
Minneapolis Public School Dist.	WORK OPPORTUNITY CENTER	0001-03-374	2007	76	16	194.0	\$26,300.00
Minneapolis Public School Dist.	WORK OPPORTUNITY CENTER	0001-03-374	2008	87	18	238.0	\$33,000.00
Minneota Public School District	MINNEOTA SECONDARY	0414-01-002	2007	51	fewer than 10	0.0	\$0.00
Minneota Public School District	MINNEOTA SECONDARY	0414-01-002	2008	46	10	67.0	\$9,700.00

Minneota Public School District	MINNEOTA SECONDARY	0414-01-002	2009	39	fewer than 10	0.0	\$0.00
Minneota Public School District	MINNEOTA SECONDARY	0414-01-002	2010	45	fewer than 10	0.0	\$0.00
Minneota Public School District	MINNEOTA SECONDARY	0414-01-002	2011	51	11	63.0	\$10,200.00
Minneota Public School District	MINNEOTA SECONDARY	0414-01-002	2012	38	fewer than 10	0.0	\$0.00
Minneota Public School District	MINNEOTA SECONDARY	0414-01-002	2013	30	10	37.0	\$6,800.00
Minneota Public School District	MINNEOTA SECONDARY	0414-01-002	2014	25	fewer than 10	0.0	\$0.00
Minnesota Department of Corrections	MCF - OAK PARK HEIGHTS	1100-60-012	2011	fewer than 10	fewer than 10	0.0	\$0.00
Minnesota Department of Corrections	MCF - OAK PARK HEIGHTS	1100-60-012	2012	fewer than 10	fewer than 10	0.0	\$0.00
Minnesota Department of Corrections	MCF-MOOSE LAKE/WILLOW RIVER	1100-60-015	2010	fewer than 10	fewer than 10	0.0	\$0.00
Minnesota Department of Corrections	MCF-MOOSE LAKE/WILLOW RIVER	1100-60-015	2011	fewer than 10	fewer than 10	0.0	\$0.00
Minnesota Department of Corrections	MCF-MOOSE LAKE/WILLOW RIVER	1100-60-015	2012	fewer than 10	fewer than 10	0.0	\$0.00
Minnesota Department of Corrections	MCF-MOOSE LAKE/WILLOW RIVER	1100-60-015	2013	fewer than 10	fewer than 10	0.0	\$0.00
Minnesota Department of Corrections	MCF-REDWING, MAGINNIS HIGH SCHOOL	1100-60-017	2010	16	fewer than 10	0.0	\$0.00
Minnesota Department of Corrections	MCF-REDWING, MAGINNIS HIGH SCHOOL	1100-60-017	2011	14	fewer than 10	0.0	\$0.00
Minnesota Department of Corrections	MCF-REDWING, MAGINNIS HIGH SCHOOL	1100-60-017	2012	fewer than 10	fewer than 10	0.0	\$0.00
Minnesota Department of Corrections	MCF-REDWING, MAGINNIS HIGH SCHOOL	1100-60-017	2013	fewer than 10	fewer than 10	0.0	\$0.00
Minnesota Department of Corrections	MCF-REDWING, MAGINNIS HIGH SCHOOL	1100-60-017	2014	54	fewer than 10	0.0	\$0.00
Minnesota Department of Corrections	MN CORRECTIONAL FACILITY-FARIBAULT	1100-60-010	2011	fewer than 10	fewer than 10	0.0	\$0.00
Minnesota Department of Corrections	MN CORRECTIONAL FACILITY-LINO LAKES	1100-60-011	2010	fewer than 10	fewer than 10	0.0	\$0.00
Minnesota Department of Corrections	MN CORRECTIONAL FACILITY-LINO LAKES	1100-60-011	2011	fewer than 10	fewer than 10	0.0	\$0.00
Minnesota Department of Corrections	MN CORRECTIONAL FACILITY-LINO LAKES	1100-60-011	2012	fewer than 10	fewer than 10	0.0	\$0.00
Minnesota Department of Corrections	MN CORRECTIONAL FACILITY-LINO LAKES	1100-60-011	2013	fewer than 10	fewer than 10	0.0	\$0.00
Minnesota Department of Corrections	MN CORRECTIONAL FACILITY-LINO LAKES	1100-60-011	2014	fewer than 10	fewer than 10	0.0	\$0.00
Minnesota Department of Corrections	MN CORRECTIONAL FACILITY-RUSH CITY	1100-60-013	2010	fewer than 10	fewer than 10	0.0	\$0.00
Minnesota Department of Corrections	MN CORRECTIONAL FACILITY-RUSH CITY	1100-60-013	2011	fewer than 10	fewer than 10	0.0	\$0.00
Minnesota Department of Corrections	MN CORRECTIONAL FACILITY-RUSH CITY	1100-60-013	2012	fewer than 10	fewer than 10	0.0	\$0.00
Minnesota Department of Corrections	MN CORRECTIONAL FACILITY-RUSH CITY	1100-60-013	2013	fewer than 10	fewer than 10	0.0	\$0.00
Minnesota Department of Corrections	MN CORRECTIONAL FACILITY-SHAKOPEE	1100-60-018	2011	fewer than 10	fewer than 10	0.0	\$0.00
Minnesota Department of Corrections	MN CORRECTIONAL FACILITY-SHAKOPEE	1100-60-018	2012	fewer than 10	fewer than 10	0.0	\$0.00
Minnesota Department of Corrections	MN CORRECTIONAL FACILITY-ST. CLOUD	1100-60-016	2010	23	fewer than 10	0.0	\$0.00
Minnesota Department of Corrections	MN CORRECTIONAL FACILITY-ST. CLOUD	1100-60-016	2011	17	fewer than 10	0.0	\$0.00
Minnesota Department of Corrections	MN CORRECTIONAL FACILITY-ST. CLOUD	1100-60-016	2012	10	fewer than 10	0.0	\$0.00
Minnesota Department of Corrections	MN CORRECTIONAL FACILITY-ST. CLOUD	1100-60-016	2013	fewer than 10	fewer than 10	0.0	\$0.00
Minnesota Department of Corrections	MN CORRECTIONAL FACILITY-ST. CLOUD	1100-60-016	2014	fewer than 10	fewer than 10	0.0	\$0.00
Minnesota Department of Corrections	MN CORRECTIONAL FACILITY-STILLWATER	1100-60-014	2010	fewer than 10	fewer than 10	0.0	\$0.00
Minnesota Department of Corrections	MN CORRECTIONAL FACILITY-STILLWATER	1100-60-014	2011	fewer than 10	fewer than 10	0.0	\$0.00
Minnesota Department of Corrections	MN CORRECTIONAL FACILITY-STILLWATER	1100-60-014	2013	fewer than 10	fewer than 10	0.0	\$0.00
Minnesota Internship Center	COMMUNITY CAMPUS	4102-07-010	2007	64	17	352.0	\$47,600.00
Minnesota Internship Center	COMMUNITY CAMPUS	4102-07-010	2008	58	11	245.0	\$33,800.00
Minnesota Internship Center	COMMUNITY CAMPUS	4102-07-010	2009	45	20	442.0	\$63,000.00
Minnesota Internship Center	COMMUNITY CAMPUS	4102-07-010	2010	26	fewer than 10	0.0	\$0.00
Minnesota Internship Center	COMMUNITY CAMPUS	4102-07-010	2011	fewer than 10	fewer than 10	0.0	\$0.00
Minnesota Internship Center	COMMUNITY CAMPUS	4102-07-010	2012	fewer than 10	fewer than 10	0.0	\$0.00
Minnesota Internship Center	COMMUNITY CAMPUS	4102-07-010	2013	11	fewer than 10	0.0	\$0.00
Minnesota Internship Center	COMMUNITY CAMPUS	4102-07-010	2014	13	fewer than 10	0.0	\$0.00

Minnesota Internship Center	DOWNTOWN CAMPUS	4102-07-020	2007	fewer than 10	fewer than 10	0.0	\$0.00
Minnesota Internship Center	DOWNTOWN CAMPUS	4102-07-020	2008	fewer than 10	fewer than 10	0.0	\$0.00
Minnesota Internship Center	DOWNTOWN CAMPUS	4102-07-020	2009	fewer than 10	fewer than 10	0.0	\$0.00
Minnesota Internship Center	DOWNTOWN CAMPUS	4102-07-020	2010	10	fewer than 10	0.0	\$0.00
Minnesota Internship Center	DOWNTOWN CAMPUS	4102-07-020	2011	fewer than 10	fewer than 10	0.0	\$0.00
Minnesota Internship Center	DOWNTOWN CAMPUS	4102-07-020	2012	fewer than 10	fewer than 10	0.0	\$0.00
Minnesota Internship Center	DOWNTOWN CAMPUS	4102-07-020	2013	fewer than 10	fewer than 10	0.0	\$0.00
Minnesota Internship Center	DOWNTOWN CAMPUS	4102-07-020	2014	12	fewer than 10	0.0	\$0.00
Minnesota Internship Center	JORDAN CAMPUS	4102-07-025	2007	fewer than 10	fewer than 10	0.0	\$0.00
Minnesota Internship Center	JORDAN CAMPUS	4102-07-025	2008	fewer than 10	fewer than 10	0.0	\$0.00
Minnesota Internship Center	JORDAN CAMPUS	4102-07-025	2009	12	fewer than 10	0.0	\$0.00
Minnesota Internship Center	SABATHANI CAMPUS	4102-07-055	2007	fewer than 10	fewer than 10	0.0	\$0.00
Minnesota Internship Center	SABATHANI CAMPUS	4102-07-055	2008	fewer than 10	fewer than 10	0.0	\$0.00
Minnesota Internship Center	SABATHANI CAMPUS	4102-07-055	2009	fewer than 10	fewer than 10	0.0	\$0.00
Minnesota Internship Center	SABATHANI CAMPUS	4102-07-055	2010	12	fewer than 10	0.0	\$0.00
Minnesota Internship Center	SABATHANI CAMPUS	4102-07-055	2011	16	fewer than 10	0.0	\$0.00
Minnesota Internship Center	SABATHANI CAMPUS	4102-07-055	2012	17	fewer than 10	0.0	\$0.00
Minnesota Internship Center	SABATHANI CAMPUS	4102-07-055	2013	20	fewer than 10	0.0	\$0.00
Minnesota Internship Center	SABATHANI CAMPUS	4102-07-055	2014	16	fewer than 10	0.0	\$0.00
Minnesota Internship Center	UNITY CAMPUS	4102-07-015	2007	fewer than 10	fewer than 10	0.0	\$0.00
Minnesota Internship Center	UNITY CAMPUS	4102-07-015	2008	26	fewer than 10	0.0	\$0.00
Minnesota Internship Center	UNITY CAMPUS	4102-07-015	2009	33	fewer than 10	0.0	\$0.00
Minnesota Internship Center	UNITY CAMPUS	4102-07-015	2010	18	fewer than 10	0.0	\$0.00
Minnesota Internship Center	UNITY CAMPUS	4102-07-015	2011	13	fewer than 10	0.0	\$0.00
Minnesota Internship Center	UNITY CAMPUS	4102-07-015	2012	16	fewer than 10	0.0	\$0.00
Minnesota Internship Center	UNITY CAMPUS	4102-07-015	2013	18	fewer than 10	0.0	\$0.00
Minnesota Internship Center	UNITY CAMPUS	4102-07-015	2014	28	fewer than 10	0.0	\$0.00
Minnesota New Country School	MINNESOTA NEW COUNTRY SCHOOL	4007-07-010	2007	fewer than 10	fewer than 10	0.0	\$0.00
Minnesota New Country School	MINNESOTA NEW COUNTRY SCHOOL	4007-07-010	2008	fewer than 10	fewer than 10	0.0	\$0.00
Minnesota New Country School	MINNESOTA NEW COUNTRY SCHOOL	4007-07-010	2009	12	fewer than 10	0.0	\$0.00
Minnesota New Country School	MINNESOTA NEW COUNTRY SCHOOL	4007-07-010	2010	12	fewer than 10	0.0	\$0.00
Minnesota New Country School	MINNESOTA NEW COUNTRY SCHOOL	4007-07-010	2011	11	fewer than 10	0.0	\$0.00
Minnesota New Country School	MINNESOTA NEW COUNTRY SCHOOL	4007-07-010	2012	14	fewer than 10	0.0	\$0.00
Minnesota New Country School	MINNESOTA NEW COUNTRY SCHOOL	4007-07-010	2013	11	fewer than 10	0.0	\$0.00
Minnesota New Country School	MINNESOTA NEW COUNTRY SCHOOL	4007-07-010	2014	13	fewer than 10	0.0	\$0.00
Minnesota Online High School	MINNESOTA ONLINE HIGH SCHOOL	4150-07-010	2007	13	fewer than 10	0.0	\$0.00
Minnesota Online High School	MINNESOTA ONLINE HIGH SCHOOL	4150-07-010	2008	48	fewer than 10	0.0	\$0.00
Minnesota Online High School	MINNESOTA ONLINE HIGH SCHOOL	4150-07-010	2009	19	fewer than 10	0.0	\$0.00
Minnesota Online High School	MINNESOTA ONLINE HIGH SCHOOL	4150-07-010	2010	31	fewer than 10	0.0	\$0.00
Minnesota Online High School	MINNESOTA ONLINE HIGH SCHOOL	4150-07-010	2011	36	fewer than 10	0.0	\$0.00
Minnesota Online High School	MINNESOTA ONLINE HIGH SCHOOL	4150-07-010	2012	23	fewer than 10	0.0	\$0.00
Minnesota Online High School	MINNESOTA ONLINE HIGH SCHOOL	4150-07-010	2013	41	fewer than 10	0.0	\$0.00
Minnesota Online High School	MINNESOTA ONLINE HIGH SCHOOL	4150-07-010	2014	65	fewer than 10	0.0	\$0.00
Minnesota State Academies	MN ACADEMY FOR THE BLIND	0160-70-001	2007	fewer than 10	fewer than 10	0.0	\$0.00
Minnesota State Academies	MN ACADEMY FOR THE BLIND	0160-70-001	2008	fewer than 10	fewer than 10	0.0	\$0.00

Minnesota State Academies	MN ACADEMY FOR THE BLIND	0160-70-001	2009	fewer than 10	fewer than 10	0.0	\$0.00
Minnesota State Academies	MN ACADEMY FOR THE BLIND	0160-70-001	2010	fewer than 10	fewer than 10	0.0	\$0.00
Minnesota State Academies	MN ACADEMY FOR THE BLIND	0160-70-001	2011	fewer than 10	fewer than 10	0.0	\$0.00
Minnesota State Academies	MN ACADEMY FOR THE BLIND	0160-70-001	2012	fewer than 10	fewer than 10	0.0	\$0.00
Minnesota State Academies	MN ACADEMY FOR THE BLIND	0160-70-001	2013	fewer than 10	fewer than 10	0.0	\$0.00
Minnesota State Academies	MN ACADEMY FOR THE BLIND	0160-70-001	2014	fewer than 10	fewer than 10	0.0	\$0.00
Minnesota State Academies	MN ACADEMY FOR THE DEAF	0160-70-002	2007	18	fewer than 10	0.0	\$0.00
Minnesota State Academies	MN ACADEMY FOR THE DEAF	0160-70-002	2008	17	fewer than 10	0.0	\$0.00
Minnesota State Academies	MN ACADEMY FOR THE DEAF	0160-70-002	2009	17	fewer than 10	0.0	\$0.00
Minnesota State Academies	MN ACADEMY FOR THE DEAF	0160-70-002	2010	11	fewer than 10	0.0	\$0.00
Minnesota State Academies	MN ACADEMY FOR THE DEAF	0160-70-002	2011	11	fewer than 10	0.0	\$0.00
Minnesota State Academies	MN ACADEMY FOR THE DEAF	0160-70-002	2012	12	fewer than 10	0.0	\$0.00
Minnesota State Academies	MN ACADEMY FOR THE DEAF	0160-70-002	2013	19	fewer than 10	0.0	\$0.00
Minnesota State Academies	MN ACADEMY FOR THE DEAF	0160-70-002	2014	19	fewer than 10	0.0	\$0.00
Minnesota Transitions Charter Sch	LEADERSHIP ACADEMY	4017-07-017	2007	fewer than 10	fewer than 10	0.0	\$0.00
Minnesota Transitions Charter Sch	LEADERSHIP ACADEMY	4017-07-017	2008	fewer than 10	fewer than 10	0.0	\$0.00
Minnesota Transitions Charter Sch	LEADERSHIP ACADEMY	4017-07-017	2009	fewer than 10	fewer than 10	0.0	\$0.00
Minnesota Transitions Charter Sch	LEADERSHIP ACADEMY	4017-07-017	2010	10	fewer than 10	0.0	\$0.00
Minnesota Transitions Charter Sch	LEADERSHIP ACADEMY	4017-07-017	2011	fewer than 10	fewer than 10	0.0	\$0.00
Minnesota Transitions Charter Sch	LEADERSHIP ACADEMY	4017-07-017	2012	12	fewer than 10	0.0	\$0.00
Minnesota Transitions Charter Sch	LEADERSHIP ACADEMY	4017-07-017	2013	fewer than 10	fewer than 10	0.0	\$0.00
Minnesota Transitions Charter Sch	MINNESOTA TRANSITIONS ALP	4017-07-015	2007	98	14	145.0	\$19,700.00
Minnesota Transitions Charter Sch	MINNESOTA TRANSITIONS ALP	4017-07-015	2008	94	13	128.0	\$17,800.00
Minnesota Transitions Charter Sch	MINNESOTA TRANSITIONS ALP	4017-07-015	2009	120	32	373.0	\$53,500.00
Minnesota Transitions Charter Sch	MINNESOTA TRANSITIONS ALP	4017-07-015	2010	123	27	283.0	\$42,300.00
Minnesota Transitions Charter Sch	MINNESOTA TRANSITIONS ALP	4017-07-015	2011	97	27	285.0	\$44,100.00
Minnesota Transitions Charter Sch	MINNESOTA TRANSITIONS ALP	4017-07-015	2012	98	26	247.0	\$39,400.00
Minnesota Transitions Charter Sch	MINNESOTA TRANSITIONS ALP	4017-07-015	2013	48	13	135.0	\$21,200.00
Minnesota Transitions Charter Sch	MINNESOTA TRANSITIONS ALP	4017-07-015	2014	41	fewer than 10	0.0	\$0.00
Minnesota Transitions Charter Sch	MTCS CONNECTIONS ACADEMY	4017-07-018	2009	43	fewer than 10	0.0	\$0.00
Minnesota Transitions Charter Sch	MTCS CONNECTIONS ACADEMY	4017-07-018	2010	52	fewer than 10	0.0	\$0.00
Minnesota Transitions Charter Sch	MTCS CONNECTIONS ACADEMY	4017-07-018	2011	70	fewer than 10	0.0	\$0.00
Minnesota Transitions Charter Sch	MTCS CONNECTIONS ACADEMY	4017-07-018	2012	73	fewer than 10	0.0	\$0.00
Minnesota Transitions Charter Sch	MTCS CONNECTIONS ACADEMY	4017-07-018	2013	76	fewer than 10	0.0	\$0.00
Minnesota Transitions Charter Sch	MTCS CONNECTIONS ACADEMY	4017-07-018	2014	111	fewer than 10	0.0	\$0.00
Minnesota Transitions Charter Sch	MTS HIGH SCHOOL	4017-07-012	2007	13	fewer than 10	0.0	\$0.00
Minnesota Transitions Charter Sch	MTS HIGH SCHOOL	4017-07-012	2008	fewer than 10	fewer than 10	0.0	\$0.00
Minnesota Transitions Charter Sch	MTS HIGH SCHOOL	4017-07-012	2009	fewer than 10	fewer than 10	0.0	\$0.00
Minnesota Transitions Charter Sch	MTS HIGH SCHOOL	4017-07-012	2010	30	fewer than 10	0.0	\$0.00
Minnesota Transitions Charter Sch	MTS HIGH SCHOOL	4017-07-012	2011	35	fewer than 10	0.0	\$0.00
Minnesota Transitions Charter Sch	MTS HIGH SCHOOL	4017-07-012	2012	27	fewer than 10	0.0	\$0.00
Minnesota Transitions Charter Sch	MTS HIGH SCHOOL	4017-07-012	2013	20	fewer than 10	0.0	\$0.00
Minnesota Transitions Charter Sch	MTS HIGH SCHOOL	4017-07-012	2014	49	10	99.0	\$15,600.00
Minnesota Transitions Charter Sch	MTS PEASE ACADEMY	4017-07-016	2007	14	fewer than 10	0.0	\$0.00
Minnesota Transitions Charter Sch	MTS PEASE ACADEMY	4017-07-016	2008	18	fewer than 10	0.0	\$0.00

Minnesota Transitions Charter Sch	MTS PEASE ACADEMY	4017-07-016	2009	16	fewer than 10	0.0	\$0.00
Minnesota Transitions Charter Sch	MTS PEASE ACADEMY	4017-07-016	2010	29	fewer than 10	0.0	\$0.00
Minnesota Transitions Charter Sch	MTS PEASE ACADEMY	4017-07-016	2011	16	fewer than 10	0.0	\$0.00
Minnesota Transitions Charter Sch	MTS PEASE ACADEMY	4017-07-016	2012	24	fewer than 10	0.0	\$0.00
Minnesota Transitions Charter Sch	MTS PEASE ACADEMY	4017-07-016	2013	26	fewer than 10	0.0	\$0.00
Minnesota Transitions Charter Sch	MTS PEASE ACADEMY	4017-07-016	2014	29	fewer than 10	0.0	\$0.00
Minnesota Transitions Charter Sch	TRANSITIONS SR. HIGH	4017-07-013	2007	19	fewer than 10	0.0	\$0.00
Minnesota Transitions Charter Sch	TRANSITIONS SR. HIGH	4017-07-013	2008	19	fewer than 10	0.0	\$0.00
Minnesota Transitions Charter Sch	TRANSITIONS SR. HIGH	4017-07-013	2009	30	fewer than 10	0.0	\$0.00
Minnesota Transitions Charter Sch	VIRTUAL HIGH SCHOOL	4017-07-014	2007	fewer than 10	fewer than 10	0.0	\$0.00
Minnesota Transitions Charter Sch	VIRTUAL HIGH SCHOOL	4017-07-014	2008	32	fewer than 10	0.0	\$0.00
Minnesota Transitions Charter Sch	VIRTUAL HIGH SCHOOL	4017-07-014	2009	126	17	112.0	\$16,800.00
Minnesota Transitions Charter Sch	VIRTUAL HIGH SCHOOL	4017-07-014	2010	184	33	218.0	\$32,400.00
Minnesota Transitions Charter Sch	VIRTUAL HIGH SCHOOL	4017-07-014	2011	195	30	281.0	\$44,100.00
Minnesota Transitions Charter Sch	VIRTUAL HIGH SCHOOL	4017-07-014	2012	188	30	206.0	\$33,400.00
Minnesota Transitions Charter Sch	VIRTUAL HIGH SCHOOL	4017-07-014	2013	153	fewer than 10	0.0	\$0.00
Minnesota Transitions Charter Sch	VIRTUAL HIGH SCHOOL	4017-07-014	2014	132	12	86.0	\$13,700.00
Minnetonka Public School District	MINNETONKA SENIOR HIGH	0276-01-074	2007	627	48	339.0	\$48,200.00
Minnetonka Public School District	MINNETONKA SENIOR HIGH	0276-01-074	2008	621	58	388.0	\$53,900.00
Minnetonka Public School District	MINNETONKA SENIOR HIGH	0276-01-074	2009	668	40	339.0	\$49,400.00
Minnetonka Public School District	MINNETONKA SENIOR HIGH	0276-01-074	2010	724	56	461.0	\$71,500.00
Minnetonka Public School District	MINNETONKA SENIOR HIGH	0276-01-074	2011	671	60	492.0	\$79,100.00
Minnetonka Public School District	MINNETONKA SENIOR HIGH	0276-01-074	2012	721	50	326.0	\$55,200.00
Minnetonka Public School District	MINNETONKA SENIOR HIGH	0276-01-074	2013	700	39	256.0	\$44,700.00
Minnetonka Public School District	MINNETONKA SENIOR HIGH	0276-01-074	2014	682	21	158.0	\$26,800.00
Minnewaska School District	MINNEWASKA DAY TREATMENT PROGRAM	2149-01-101	2008	fewer than 10	fewer than 10	0.0	\$0.00
Minnewaska School District	MINNEWASKA DAY TREATMENT PROGRAM	2149-01-101	2009	fewer than 10	fewer than 10	0.0	\$0.00
Minnewaska School District	MINNEWASKA DAY TREATMENT PROGRAM	2149-01-101	2010	fewer than 10	fewer than 10	0.0	\$0.00
Minnewaska School District	MINNEWASKA DAY TREATMENT PROGRAM	2149-01-101	2011	fewer than 10	fewer than 10	0.0	\$0.00
Minnewaska School District	MINNEWASKA DAY TREATMENT PROGRAM	2149-01-101	2012	fewer than 10	fewer than 10	0.0	\$0.00
Minnewaska School District	MINNEWASKA DAY TREATMENT PROGRAM	2149-01-101	2013	fewer than 10	fewer than 10	0.0	\$0.00
Minnewaska School District	MINNEWASKA DAY TREATMENT PROGRAM	2149-01-101	2014	fewer than 10	fewer than 10	0.0	\$0.00
Minnewaska School District	MINNEWASKA SECONDARY	2149-01-050	2007	107	13	45.0	\$6,800.00
Minnewaska School District	MINNEWASKA SECONDARY	2149-01-050	2008	125	15	45.0	\$7,000.00
Minnewaska School District	MINNEWASKA SECONDARY	2149-01-050	2009	84	fewer than 10	0.0	\$0.00
Minnewaska School District	MINNEWASKA SECONDARY	2149-01-050	2010	94	12	53.0	\$8,500.00
Minnewaska School District	MINNEWASKA SECONDARY	2149-01-050	2011	94	14	46.0	\$9,300.00
Minnewaska School District	MINNEWASKA SECONDARY	2149-01-050	2012	73	fewer than 10	0.0	\$0.00
Minnewaska School District	MINNEWASKA SECONDARY	2149-01-050	2013	75	10	43.0	\$8,000.00
Minnewaska School District	MINNEWASKA SECONDARY	2149-01-050	2014	75	fewer than 10	0.0	\$0.00
MN River Valley Education District	MN RIVER VALLEY ALC - IND. STUDY	6018-61-030	2007	fewer than 10	fewer than 10	0.0	\$0.00
MN River Valley Education District	MN RIVER VALLEY ALC - IND. STUDY	6018-61-030	2008	26	fewer than 10	0.0	\$0.00
MN River Valley Education District	MN RIVER VALLEY ALC - IND. STUDY	6018-61-030	2009	17	fewer than 10	0.0	\$0.00
MN River Valley Education District	MN RIVER VALLEY ALC - IND. STUDY	6018-61-030	2010	22	fewer than 10	0.0	\$0.00
MN River Valley Education District	MN RIVER VALLEY ALC - IND. STUDY	6018-61-030	2011	27	fewer than 10	0.0	\$0.00

MN River Valley Education District	MN RIVER VALLEY ALC - IND. STUDY	6018-61-030	2012	29	fewer than 10	0.0	\$0.00
MN River Valley Education District	MN RIVER VALLEY ALC - IND. STUDY	6018-61-030	2013	29	fewer than 10	0.0	\$0.00
MN River Valley Education District	MN RIVER VALLEY ALC - IND. STUDY	6018-61-030	2014	29	fewer than 10	0.0	\$0.00
MN River Valley Education District	MN RIVER VALLEY ALC-SEATBASED	6018-61-020	2007	25	fewer than 10	0.0	\$0.00
MN River Valley Education District	MN RIVER VALLEY ALC-SEATBASED	6018-61-020	2008	23	fewer than 10	0.0	\$0.00
MN River Valley Education District	MN RIVER VALLEY ALC-SEATBASED	6018-61-020	2009	17	fewer than 10	0.0	\$0.00
MN River Valley Education District	MN RIVER VALLEY ALC-SEATBASED	6018-61-020	2010	27	fewer than 10	0.0	\$0.00
MN River Valley Education District	MN RIVER VALLEY ALC-SEATBASED	6018-61-020	2011	24	fewer than 10	0.0	\$0.00
MN River Valley Education District	MN RIVER VALLEY ALC-SEATBASED	6018-61-020	2012	23	fewer than 10	0.0	\$0.00
MN River Valley Education District	MN RIVER VALLEY ALC-SEATBASED	6018-61-020	2013	24	fewer than 10	0.0	\$0.00
MN River Valley Education District	MN RIVER VALLEY ALC-SEATBASED	6018-61-020	2014	15	fewer than 10	0.0	\$0.00
MN River Valley Special Ed. Coop.	MRVSEC/CENTRAL EDUCATION CAMPUS	0993-52-721	2008	fewer than 10	fewer than 10	0.0	\$0.00
MN Valley Education District	MINNESOTA VALLEY ED. DISTRICT	6027-61-010	2007	17	fewer than 10	0.0	\$0.00
MN Valley Education District	MINNESOTA VALLEY ED. DISTRICT	6027-61-010	2008	fewer than 10	fewer than 10	0.0	\$0.00
MN Valley Education District	MINNESOTA VALLEY ED. DISTRICT	6027-61-010	2009	fewer than 10	fewer than 10	0.0	\$0.00
MN Valley Education District	MINNESOTA VALLEY ED. DISTRICT	6027-61-010	2010	fewer than 10	fewer than 10	0.0	\$0.00
MN Valley Education District	MINNESOTA VALLEY ED. DISTRICT	6027-61-010	2011	fewer than 10	fewer than 10	0.0	\$0.00
MN Valley Education District	MINNESOTA VALLEY ED. DISTRICT	6027-61-010	2012	10	fewer than 10	0.0	\$0.00
MN Valley Education District	MINNESOTA VALLEY ED. DISTRICT	6027-61-010	2013	fewer than 10	fewer than 10	0.0	\$0.00
MN Valley Education District	MINNESOTA VALLEY ED. DISTRICT	6027-61-010	2014	fewer than 10	fewer than 10	0.0	\$0.00
Montevideo Public School District	MONTEVIDEO SENIOR HIGH	0129-01-040	2007	107	13	67.0	\$9,500.00
Montevideo Public School District	MONTEVIDEO SENIOR HIGH	0129-01-040	2008	89	22	76.0	\$11,400.00
Montevideo Public School District	MONTEVIDEO SENIOR HIGH	0129-01-040	2009	95	21	163.0	\$24,000.00
Montevideo Public School District	MONTEVIDEO SENIOR HIGH	0129-01-040	2010	114	12	65.0	\$10,000.00
Montevideo Public School District	MONTEVIDEO SENIOR HIGH	0129-01-040	2011	92	20	101.0	\$17,100.00
Montevideo Public School District	MONTEVIDEO SENIOR HIGH	0129-01-040	2012	94	fewer than 10	0.0	\$0.00
Montevideo Public School District	MONTEVIDEO SENIOR HIGH	0129-01-040	2013	90	16	106.0	\$18,000.00
Montevideo Public School District	MONTEVIDEO SENIOR HIGH	0129-01-040	2014	96	11	73.0	\$13,100.00
Monticello Public School District	MONTICELLO ALTERNATIVE PROGRAM	0882-01-040	2007	14	fewer than 10	0.0	\$0.00
Monticello Public School District	MONTICELLO ALTERNATIVE PROGRAM	0882-01-040	2008	11	fewer than 10	0.0	\$0.00
Monticello Public School District	MONTICELLO ALTERNATIVE PROGRAM	0882-01-040	2009	11	fewer than 10	0.0	\$0.00
Monticello Public School District	MONTICELLO ALTERNATIVE PROGRAM	0882-01-040	2010	15	fewer than 10	0.0	\$0.00
Monticello Public School District	MONTICELLO ALTERNATIVE PROGRAM	0882-01-040	2011	17	fewer than 10	0.0	\$0.00
Monticello Public School District	MONTICELLO ALTERNATIVE PROGRAM	0882-01-040	2012	14	fewer than 10	0.0	\$0.00
Monticello Public School District	MONTICELLO ALTERNATIVE PROGRAM	0882-01-040	2013	fewer than 10	fewer than 10	0.0	\$0.00
Monticello Public School District	MONTICELLO ALTERNATIVE PROGRAM	0882-01-040	2014	16	fewer than 10	0.0	\$0.00
Monticello Public School District	MONTICELLO SENIOR HIGH	0882-01-020	2007	263	39	268.0	\$35,800.00
Monticello Public School District	MONTICELLO SENIOR HIGH	0882-01-020	2008	246	45	257.0	\$35,500.00
Monticello Public School District	MONTICELLO SENIOR HIGH	0882-01-020	2009	267	56	440.0	\$62,100.00
Monticello Public School District	MONTICELLO SENIOR HIGH	0882-01-020	2010	265	29	165.0	\$26,400.00
Monticello Public School District	MONTICELLO SENIOR HIGH	0882-01-020	2011	278	39	230.0	\$37,200.00
Monticello Public School District	MONTICELLO SENIOR HIGH	0882-01-020	2012	281	43	258.0	\$41,600.00
Monticello Public School District	MONTICELLO SENIOR HIGH	0882-01-020	2013	261	29	158.0	\$27,900.00
Monticello Public School District	MONTICELLO SENIOR HIGH	0882-01-020	2014	266	16	140.0	\$23,700.00
Moorhead Public School District	CLAY COUNTY OUTREACH CENTER	0152-01-990	2014	fewer than 10	fewer than 10	0.0	\$0.00

Moorhead Public School District	MOORHEAD HIGH SCHOOL	0152-01-382	2007	363	40	226.0	\$32,300.00
Moorhead Public School District	MOORHEAD HIGH SCHOOL	0152-01-382	2008	359	60	252.0	\$36,100.00
Moorhead Public School District	MOORHEAD HIGH SCHOOL	0152-01-382	2009	314	29	214.0	\$31,600.00
Moorhead Public School District	MOORHEAD HIGH SCHOOL	0152-01-382	2010	371	39	214.0	\$32,400.00
Moorhead Public School District	MOORHEAD HIGH SCHOOL	0152-01-382	2011	341	37	214.0	\$34,600.00
Moorhead Public School District	MOORHEAD HIGH SCHOOL	0152-01-382	2012	297	32	211.0	\$36,400.00
Moorhead Public School District	MOORHEAD HIGH SCHOOL	0152-01-382	2013	341	42	243.0	\$42,100.00
Moorhead Public School District	MOORHEAD HIGH SCHOOL	0152-01-382	2014	335	37	252.0	\$42,200.00
Moorhead Public School District	RR AREA LEARNING CENTER	0152-01-980	2007	29	fewer than 10	0.0	\$0.00
Moorhead Public School District	RR AREA LEARNING CENTER	0152-01-980	2008	15	fewer than 10	0.0	\$0.00
Moorhead Public School District	RR AREA LEARNING CENTER	0152-01-980	2009	15	fewer than 10	0.0	\$0.00
Moorhead Public School District	RR AREA LEARNING CENTER	0152-01-980	2010	10	fewer than 10	0.0	\$0.00
Moorhead Public School District	RR AREA LEARNING CENTER	0152-01-980	2011	10	fewer than 10	0.0	\$0.00
Moorhead Public School District	RR AREA LEARNING CENTER	0152-01-980	2012	fewer than 10	fewer than 10	0.0	\$0.00
Moorhead Public School District	RR AREA LEARNING CENTER	0152-01-980	2013	fewer than 10	fewer than 10	0.0	\$0.00
Moorhead Public School District	RR AREA LEARNING CENTER	0152-01-980	2014	26	fewer than 10	0.0	\$0.00
Moorhead Public School District	WEST CENTRAL JUVENILE CENTER	0152-01-960	2010	fewer than 10	fewer than 10	0.0	\$0.00
Moorhead Public School District	WEST CENTRAL JUVENILE CENTER	0152-01-960	2011	fewer than 10	fewer than 10	0.0	\$0.00
Moorhead Public School District	WEST CENTRAL JUVENILE CENTER	0152-01-960	2013	fewer than 10	fewer than 10	0.0	\$0.00
Moose Lake Public School District	MOOSE LAKE SECONDARY	0097-01-010	2007	58	17	165.0	\$21,300.00
Moose Lake Public School District	MOOSE LAKE SECONDARY	0097-01-010	2008	42	10	56.0	\$7,500.00
Moose Lake Public School District	MOOSE LAKE SECONDARY	0097-01-010	2009	54	11	96.0	\$13,300.00
Moose Lake Public School District	MOOSE LAKE SECONDARY	0097-01-010	2010	47	18	159.0	\$22,700.00
Moose Lake Public School District	MOOSE LAKE SECONDARY	0097-01-010	2011	64	16	101.0	\$16,000.00
Moose Lake Public School District	MOOSE LAKE SECONDARY	0097-01-010	2012	51	fewer than 10	0.0	\$0.00
Moose Lake Public School District	MOOSE LAKE SECONDARY	0097-01-010	2013	63	fewer than 10	0.0	\$0.00
Moose Lake Public School District	MOOSE LAKE SECONDARY	0097-01-010	2014	47	fewer than 10	0.0	\$0.00
Mora Public School District	MORA ALTERNATIVE LEARNING CENTER	0332-01-050	2007	fewer than 10	fewer than 10	0.0	\$0.00
Mora Public School District	MORA ALTERNATIVE LEARNING CENTER	0332-01-050	2008	fewer than 10	fewer than 10	0.0	\$0.00
Mora Public School District	MORA ALTERNATIVE LEARNING CENTER	0332-01-050	2009	fewer than 10	fewer than 10	0.0	\$0.00
Mora Public School District	MORA ALTERNATIVE LEARNING CENTER	0332-01-050	2010	11	fewer than 10	0.0	\$0.00
Mora Public School District	MORA ALTERNATIVE LEARNING CENTER	0332-01-050	2011	10	fewer than 10	0.0	\$0.00
Mora Public School District	MORA ALTERNATIVE LEARNING CENTER	0332-01-050	2012	10	fewer than 10	0.0	\$0.00
Mora Public School District	MORA ALTERNATIVE LEARNING CENTER	0332-01-050	2013	20	fewer than 10	0.0	\$0.00
Mora Public School District	MORA ALTERNATIVE LEARNING CENTER	0332-01-050	2014	13	fewer than 10	0.0	\$0.00
Mora Public School District	MORA SECONDARY	0332-01-040	2007	121	19	115.0	\$14,700.00
Mora Public School District	MORA SECONDARY	0332-01-040	2008	146	21	180.0	\$22,700.00
Mora Public School District	MORA SECONDARY	0332-01-040	2009	124	16	135.0	\$18,600.00
Mora Public School District	MORA SECONDARY	0332-01-040	2010	122	20	168.0	\$25,000.00
Mora Public School District	MORA SECONDARY	0332-01-040	2011	132	17	123.0	\$19,600.00
Mora Public School District	MORA SECONDARY	0332-01-040	2012	106	17	143.0	\$21,800.00
Mora Public School District	MORA SECONDARY	0332-01-040	2013	107	13	96.0	\$16,100.00
Mora Public School District	MORA SECONDARY	0332-01-040	2014	108	fewer than 10	0.0	\$0.00
Morris Public School District	MORRIS AREA SECONDARY	0769-01-010	2007	71	11	33.0	\$5,200.00
Morris Public School District	MORRIS AREA SECONDARY	0769-01-010	2008	68	fewer than 10	0.0	\$0.00

Morris Public School District	MORRIS AREA SECONDARY	0769-01-010	2009	74	fewer than 10	0.0	\$0.00
Morris Public School District	MORRIS AREA SECONDARY	0769-01-010	2010	75	fewer than 10	0.0	\$0.00
Morris Public School District	MORRIS AREA SECONDARY	0769-01-010	2011	82	fewer than 10	0.0	\$0.00
Morris Public School District	MORRIS AREA SECONDARY	0769-01-010	2012	67	fewer than 10	0.0	\$0.00
Morris Public School District	MORRIS AREA SECONDARY	0769-01-010	2013	83	11	51.0	\$10,200.00
Mounds View Public School District	CAREER AND LIFE TRANSITION PROGRAM	0621-01-061	2007	24	fewer than 10	0.0	\$0.00
Mounds View Public School District	CAREER AND LIFE TRANSITION PROGRAM	0621-01-061	2008	17	fewer than 10	0.0	\$0.00
Mounds View Public School District	CAREER AND LIFE TRANSITION PROGRAM	0621-01-061	2009	30	fewer than 10	0.0	\$0.00
Mounds View Public School District	CAREER AND LIFE TRANSITION PROGRAM	0621-01-061	2010	29	fewer than 10	0.0	\$0.00
Mounds View Public School District	CAREER AND LIFE TRANSITION PROGRAM	0621-01-061	2011	23	fewer than 10	0.0	\$0.00
Mounds View Public School District	CAREER AND LIFE TRANSITION PROGRAM	0621-01-061	2012	24	fewer than 10	0.0	\$0.00
Mounds View Public School District	CAREER AND LIFE TRANSITION PROGRAM	0621-01-061	2013	27	fewer than 10	0.0	\$0.00
Mounds View Public School District	CAREER AND LIFE TRANSITION PROGRAM	0621-01-061	2014	19	fewer than 10	0.0	\$0.00
Mounds View Public School District	HIGH SCHOOL SUMMER PROGRAM	0621-01-058	2008	45	fewer than 10	0.0	\$0.00
Mounds View Public School District	HIGH SCHOOL SUMMER PROGRAM	0621-01-058	2009	28	fewer than 10	0.0	\$0.00
Mounds View Public School District	HIGH SCHOOL SUMMER PROGRAM	0621-01-058	2010	19	fewer than 10	0.0	\$0.00
Mounds View Public School District	HIGH SCHOOL SUMMER PROGRAM	0621-01-058	2011	23	fewer than 10	0.0	\$0.00
Mounds View Public School District	HIGH SCHOOL SUMMER PROGRAM	0621-01-058	2012	11	fewer than 10	0.0	\$0.00
Mounds View Public School District	HIGH SCHOOL SUMMER PROGRAM	0621-01-058	2013	17	fewer than 10	0.0	\$0.00
Mounds View Public School District	HIGH SCHOOL SUMMER PROGRAM	0621-01-058	2014	fewer than 10	fewer than 10	0.0	\$0.00
Mounds View Public School District	IRONDALE SENIOR HIGH	0621-01-065	2007	325	58	576.0	\$76,600.00
Mounds View Public School District	IRONDALE SENIOR HIGH	0621-01-065	2008	347	68	580.0	\$77,100.00
Mounds View Public School District	IRONDALE SENIOR HIGH	0621-01-065	2009	317	63	540.0	\$75,900.00
Mounds View Public School District	IRONDALE SENIOR HIGH	0621-01-065	2010	343	61	648.0	\$96,000.00
Mounds View Public School District	IRONDALE SENIOR HIGH	0621-01-065	2011	310	40	341.0	\$52,300.00
Mounds View Public School District	IRONDALE SENIOR HIGH	0621-01-065	2012	339	68	674.0	\$105,900.00
Mounds View Public School District	IRONDALE SENIOR HIGH	0621-01-065	2013	331	44	372.0	\$58,100.00
Mounds View Public School District	IRONDALE SENIOR HIGH	0621-01-065	2014	360	43	389.0	\$61,600.00
Mounds View Public School District	LIFESPAN OF MN YOUTH TRANSITION	0621-01-043	2010	fewer than 10	fewer than 10	0.0	\$0.00
Mounds View Public School District	MOUNDS VIEW ADULT BASIC ED.	0621-01-059	2007	10	fewer than 10	0.0	\$0.00
Mounds View Public School District	MOUNDS VIEW ADULT BASIC ED.	0621-01-059	2008	16	fewer than 10	0.0	\$0.00
Mounds View Public School District	MOUNDS VIEW ADULT BASIC ED.	0621-01-059	2009	14	fewer than 10	0.0	\$0.00
Mounds View Public School District	MOUNDS VIEW ADULT BASIC ED.	0621-01-059	2010	fewer than 10	fewer than 10	0.0	\$0.00
Mounds View Public School District	MOUNDS VIEW ADULT BASIC ED.	0621-01-059	2011	18	fewer than 10	0.0	\$0.00
Mounds View Public School District	MOUNDS VIEW ADULT BASIC ED.	0621-01-059	2012	11	fewer than 10	0.0	\$0.00
Mounds View Public School District	MOUNDS VIEW ADULT BASIC ED.	0621-01-059	2013	21	fewer than 10	0.0	\$0.00
Mounds View Public School District	MOUNDS VIEW ADULT BASIC ED.	0621-01-059	2014	fewer than 10	fewer than 10	0.0	\$0.00
Mounds View Public School District	MOUNDS VIEW ALC	0621-01-060	2007	87	17	141.0	\$18,200.00
Mounds View Public School District	MOUNDS VIEW ALC	0621-01-060	2008	83	fewer than 10	0.0	\$0.00
Mounds View Public School District	MOUNDS VIEW ALC	0621-01-060	2009	57	12	110.0	\$14,900.00
Mounds View Public School District	MOUNDS VIEW ALC	0621-01-060	2010	53	fewer than 10	0.0	\$0.00
Mounds View Public School District	MOUNDS VIEW ALC	0621-01-060	2011	46	fewer than 10	0.0	\$0.00
Mounds View Public School District	MOUNDS VIEW ALC	0621-01-060	2012	57	11	97.0	\$14,900.00
Mounds View Public School District	MOUNDS VIEW ALC	0621-01-060	2013	39	fewer than 10	0.0	\$0.00
Mounds View Public School District	MOUNDS VIEW ALC	0621-01-060	2014	48	fewer than 10	0.0	\$0.00

Mounds View Public School District	MOUNDS VIEW EXTENDED SCHOOL YEAR	0621-01-050	2007	fewer than 10	fewer than 10	0.0	\$0.00
Mounds View Public School District	MOUNDS VIEW SENIOR HIGH	0621-01-064	2007	455	59	697.0	\$92,800.00
Mounds View Public School District	MOUNDS VIEW SENIOR HIGH	0621-01-064	2008	424	49	474.0	\$64,000.00
Mounds View Public School District	MOUNDS VIEW SENIOR HIGH	0621-01-064	2009	398	32	342.0	\$48,900.00
Mounds View Public School District	MOUNDS VIEW SENIOR HIGH	0621-01-064	2010	408	44	529.0	\$78,600.00
Mounds View Public School District	MOUNDS VIEW SENIOR HIGH	0621-01-064	2011	440	31	296.0	\$46,300.00
Mounds View Public School District	MOUNDS VIEW SENIOR HIGH	0621-01-064	2012	399	16	132.0	\$21,400.00
Mounds View Public School District	MOUNDS VIEW SENIOR HIGH	0621-01-064	2013	411	25	263.0	\$43,500.00
Mounds View Public School District	MOUNDS VIEW SENIOR HIGH	0621-01-064	2014	367	11	108.0	\$18,000.00
Mounds View Public School District	NETS I	0621-01-041	2008	fewer than 10	fewer than 10	0.0	\$0.00
Mounds View Public School District	NETS I	0621-01-041	2010	fewer than 10	fewer than 10	0.0	\$0.00
Mounds View Public School District	NETS I	0621-01-041	2011	fewer than 10	fewer than 10	0.0	\$0.00
Mounds View Public School District	NETS I	0621-01-041	2012	fewer than 10	fewer than 10	0.0	\$0.00
Mounds View Public School District	NETS I	0621-01-041	2013	fewer than 10	fewer than 10	0.0	\$0.00
Mounds View Public School District	NETS II	0621-01-044	2014	fewer than 10	fewer than 10	0.0	\$0.00
Mounds View Public School District	OAK GROVE SR. SP. ED.	0621-01-063	2007	fewer than 10	fewer than 10	0.0	\$0.00
Mounds View Public School District	OAK GROVE SR. SP. ED.	0621-01-063	2008	fewer than 10	fewer than 10	0.0	\$0.00
Mounds View Public School District	OAK GROVE SR. SP. ED.	0621-01-063	2009	fewer than 10	fewer than 10	0.0	\$0.00
Mounds View Public School District	OAK GROVE SR. SP. ED.	0621-01-063	2010	13	fewer than 10	0.0	\$0.00
Mounds View Public School District	OAK GROVE SR. SP. ED.	0621-01-063	2011	fewer than 10	fewer than 10	0.0	\$0.00
Mounds View Public School District	OAK GROVE SR. SP. ED.	0621-01-063	2012	fewer than 10	fewer than 10	0.0	\$0.00
Mounds View Public School District	OAK GROVE SR. SP. ED.	0621-01-063	2013	fewer than 10	fewer than 10	0.0	\$0.00
Mounds View Public School District	OAK GROVE SR. SP. ED.	0621-01-063	2014	fewer than 10	fewer than 10	0.0	\$0.00
Mounds View Public School District	OGAT	0621-01-068	2007	12	fewer than 10	0.0	\$0.00
Mounds View Public School District	OGAT	0621-01-068	2008	fewer than 10	fewer than 10	0.0	\$0.00
Mounds View Public School District	OGAT	0621-01-068	2009	11	fewer than 10	0.0	\$0.00
Mounds View Public School District	OGAT	0621-01-068	2010	fewer than 10	fewer than 10	0.0	\$0.00
Mounds View Public School District	OGAT	0621-01-068	2011	fewer than 10	fewer than 10	0.0	\$0.00
Mounds View Public School District	OGAT	0621-01-068	2012	11	fewer than 10	0.0	\$0.00
Mounds View Public School District	OGAT	0621-01-068	2013	fewer than 10	fewer than 10	0.0	\$0.00
Mounds View Public School District	OGAT	0621-01-068	2014	fewer than 10	fewer than 10	0.0	\$0.00
Mountain Iron-Buhl School District	MESABI ACADEMY SCHOOL	0712-01-010	2007	fewer than 10	fewer than 10	0.0	\$0.00
Mountain Iron-Buhl School District	MESABI ACADEMY SCHOOL	0712-01-010	2008	16	fewer than 10	0.0	\$0.00
Mountain Iron-Buhl School District	MESABI ACADEMY SCHOOL	0712-01-010	2009	fewer than 10	fewer than 10	0.0	\$0.00
Mountain Iron-Buhl School District	MESABI ACADEMY SCHOOL	0712-01-010	2010	fewer than 10	fewer than 10	0.0	\$0.00
Mountain Iron-Buhl School District	MESABI ACADEMY SCHOOL	0712-01-010	2011	fewer than 10	fewer than 10	0.0	\$0.00
Mountain Iron-Buhl School District	MESABI ACADEMY SCHOOL	0712-01-010	2012	fewer than 10	fewer than 10	0.0	\$0.00
Mountain Iron-Buhl School District	MESABI ACADEMY SCHOOL	0712-01-010	2013	fewer than 10	fewer than 10	0.0	\$0.00
Mountain Iron-Buhl School District	MESABI ACADEMY SCHOOL	0712-01-010	2014	fewer than 10	fewer than 10	0.0	\$0.00
Mountain Iron-Buhl School District	MOUNTAIN IRON-BUHL SECONDARY	0712-01-003	2007	29	fewer than 10	0.0	\$0.00
Mountain Iron-Buhl School District	MOUNTAIN IRON-BUHL SECONDARY	0712-01-003	2008	36	13	96.0	\$12,700.00
Mountain Iron-Buhl School District	MOUNTAIN IRON-BUHL SECONDARY	0712-01-003	2009	39	fewer than 10	0.0	\$0.00
Mountain Iron-Buhl School District	MOUNTAIN IRON-BUHL SECONDARY	0712-01-003	2010	37	fewer than 10	0.0	\$0.00
Mountain Iron-Buhl School District	MOUNTAIN IRON-BUHL SECONDARY	0712-01-003	2011	25	fewer than 10	0.0	\$0.00
Mountain Iron-Buhl School District	MOUNTAIN IRON-BUHL SECONDARY	0712-01-003	2012	42	10	95.0	\$14,700.00

Mountain Iron-Buhl School District	MOUNTAIN IRON-BUHL SECONDARY	0712-01-003	2013	30	fewer than 10	0.0	\$0.00
Mountain Iron-Buhl School District	MOUNTAIN IRON-BUHL SECONDARY	0712-01-003	2014	27	fewer than 10	0.0	\$0.00
Mountain Lake Public Schools	MOUNTAIN LAKE SECONDARY	0173-01-020	2007	22	fewer than 10	0.0	\$0.00
Mountain Lake Public Schools	MOUNTAIN LAKE SECONDARY	0173-01-020	2008	37	fewer than 10	0.0	\$0.00
Mountain Lake Public Schools	MOUNTAIN LAKE SECONDARY	0173-01-020	2009	27	fewer than 10	0.0	\$0.00
Mountain Lake Public Schools	MOUNTAIN LAKE SECONDARY	0173-01-020	2010	35	fewer than 10	0.0	\$0.00
Mountain Lake Public Schools	MOUNTAIN LAKE SECONDARY	0173-01-020	2011	24	fewer than 10	0.0	\$0.00
Mountain Lake Public Schools	MOUNTAIN LAKE SECONDARY	0173-01-020	2012	38	fewer than 10	0.0	\$0.00
Mountain Lake Public Schools	MOUNTAIN LAKE SECONDARY	0173-01-020	2013	29	fewer than 10	0.0	\$0.00
Mountain Lake Public Schools	MOUNTAIN LAKE SECONDARY	0173-01-020	2014	37	fewer than 10	0.0	\$0.00
Murray County Central School Dist.	MURRAY COUNTY CENTRAL SECONDARY	2169-01-020	2007	56	11	36.0	\$5,800.00
Murray County Central School Dist.	MURRAY COUNTY CENTRAL SECONDARY	2169-01-020	2008	57	fewer than 10	0.0	\$0.00
Murray County Central School Dist.	MURRAY COUNTY CENTRAL SECONDARY	2169-01-020	2009	61	13	46.0	\$8,300.00
Murray County Central School Dist.	MURRAY COUNTY CENTRAL SECONDARY	2169-01-020	2010	56	fewer than 10	0.0	\$0.00
Murray County Central School Dist.	MURRAY COUNTY CENTRAL SECONDARY	2169-01-020	2011	53	fewer than 10	0.0	\$0.00
Murray County Central School Dist.	MURRAY COUNTY CENTRAL SECONDARY	2169-01-020	2012	59	fewer than 10	0.0	\$0.00
Murray County Central School Dist.	MURRAY COUNTY CENTRAL SECONDARY	2169-01-020	2013	56	fewer than 10	0.0	\$0.00
Murray County Central School Dist.	MURRAY COUNTY CENTRAL SECONDARY	2169-01-020	2014	44	fewer than 10	0.0	\$0.00
Nashwauk-Keewatin School District	NASHWAUK SECONDARY	0319-01-050	2007	45	fewer than 10	0.0	\$0.00
Nashwauk-Keewatin School District	NASHWAUK SECONDARY	0319-01-050	2008	46	17	112.0	\$15,600.00
Nashwauk-Keewatin School District	NASHWAUK SECONDARY	0319-01-050	2009	41	13	103.0	\$14,300.00
Nashwauk-Keewatin School District	NASHWAUK SECONDARY	0319-01-050	2010	46	14	123.0	\$19,200.00
Nashwauk-Keewatin School District	NASHWAUK SECONDARY	0319-01-050	2011	35	12	82.0	\$12,600.00
Nashwauk-Keewatin School District	NASHWAUK SECONDARY	0319-01-050	2012	35	11	64.0	\$10,100.00
Nashwauk-Keewatin School District	NASHWAUK SECONDARY	0319-01-050	2013	40	17	113.0	\$17,900.00
Nashwauk-Keewatin School District	NASHWAUK SECONDARY	0319-01-050	2014	44	fewer than 10	0.0	\$0.00
Nashwauk-Keewatin School District	NASHWAUK-KEEWATIN ALP	0319-01-070	2007	fewer than 10	fewer than 10	0.0	\$0.00
Nashwauk-Keewatin School District	NASHWAUK-KEEWATIN ALP	0319-01-070	2008	fewer than 10	fewer than 10	0.0	\$0.00
Nashwauk-Keewatin School District	NASHWAUK-KEEWATIN ALP	0319-01-070	2009	10	fewer than 10	0.0	\$0.00
Nashwauk-Keewatin School District	NASHWAUK-KEEWATIN ALP	0319-01-070	2010	fewer than 10	fewer than 10	0.0	\$0.00
Nashwauk-Keewatin School District	NASHWAUK-KEEWATIN ALP	0319-01-070	2011	fewer than 10	fewer than 10	0.0	\$0.00
Nashwauk-Keewatin School District	NASHWAUK-KEEWATIN ALP	0319-01-070	2012	fewer than 10	fewer than 10	0.0	\$0.00
Nashwauk-Keewatin School District	NASHWAUK-KEEWATIN ALP	0319-01-070	2013	fewer than 10	fewer than 10	0.0	\$0.00
Nashwauk-Keewatin School District	NASHWAUK-KEEWATIN ALP	0319-01-070	2014	fewer than 10	fewer than 10	0.0	\$0.00
Nay-Ah-Shing	NAY-AH-SHING	1480-34-010	2007	fewer than 10	fewer than 10	0.0	\$0.00
Nay-Ah-Shing	NAY-AH-SHING	1480-34-010	2008	fewer than 10	fewer than 10	0.0	\$0.00
Nay-Ah-Shing	NAY-AH-SHING	1480-34-010	2009	14	fewer than 10	0.0	\$0.00
Nay-Ah-Shing	NAY-AH-SHING	1480-34-010	2010	fewer than 10	fewer than 10	0.0	\$0.00
Nay-Ah-Shing	NAY-AH-SHING	1480-34-010	2011	fewer than 10	fewer than 10	0.0	\$0.00
Nay-Ah-Shing	NAY-AH-SHING	1480-34-010	2012	fewer than 10	fewer than 10	0.0	\$0.00
Nay-Ah-Shing	NAY-AH-SHING	1480-34-010	2013	fewer than 10	fewer than 10	0.0	\$0.00
Nay-Ah-Shing	NAY-AH-SHING	1480-34-010	2014	fewer than 10	fewer than 10	0.0	\$0.00
Nevis Public School District	NEVIS AREA LEARNING PROGRAM	0308-01-030	2007	fewer than 10	fewer than 10	0.0	\$0.00
Nevis Public School District	NEVIS AREA LEARNING PROGRAM	0308-01-030	2011	fewer than 10	fewer than 10	0.0	\$0.00
Nevis Public School District	NEVIS SECONDARY	0308-01-020	2007	38	fewer than 10	0.0	\$0.00

Nevis Public School District	NEVIS SECONDARY	0308-01-020	2008	35	fewer than 10	0.0	\$0.00
Nevis Public School District	NEVIS SECONDARY	0308-01-020	2009	40	fewer than 10	0.0	\$0.00
Nevis Public School District	NEVIS SECONDARY	0308-01-020	2010	35	fewer than 10	0.0	\$0.00
Nevis Public School District	NEVIS SECONDARY	0308-01-020	2011	38	10	54.0	\$8,700.00
Nevis Public School District	NEVIS SECONDARY	0308-01-020	2012	32	fewer than 10	0.0	\$0.00
Nevis Public School District	NEVIS SECONDARY	0308-01-020	2013	40	fewer than 10	0.0	\$0.00
Nevis Public School District	NEVIS SECONDARY	0308-01-020	2014	45	fewer than 10	0.0	\$0.00
New Century Academy	NEW CENTURY ACADEMY	4093-07-010	2007	26	fewer than 10	0.0	\$0.00
New Century Academy	NEW CENTURY ACADEMY	4093-07-010	2008	17	fewer than 10	0.0	\$0.00
New Century Academy	NEW CENTURY ACADEMY	4093-07-010	2009	19	fewer than 10	0.0	\$0.00
New Century Academy	NEW CENTURY ACADEMY	4093-07-010	2010	19	fewer than 10	0.0	\$0.00
New Century Academy	NEW CENTURY ACADEMY	4093-07-010	2011	17	fewer than 10	0.0	\$0.00
New Century Academy	NEW CENTURY ACADEMY	4093-07-010	2012	24	fewer than 10	0.0	\$0.00
New Century Academy	NEW CENTURY ACADEMY	4093-07-010	2013	18	fewer than 10	0.0	\$0.00
New Century Academy	NEW CENTURY ACADEMY	4093-07-010	2014	16	fewer than 10	0.0	\$0.00
New Heights School, Inc.	NEW HEIGHTS SCHOOL, INC.	4003-07-010	2007	17	fewer than 10	0.0	\$0.00
New Heights School, Inc.	NEW HEIGHTS SCHOOL, INC.	4003-07-010	2008	14	fewer than 10	0.0	\$0.00
New Heights School, Inc.	NEW HEIGHTS SCHOOL, INC.	4003-07-010	2009	19	fewer than 10	0.0	\$0.00
New Heights School, Inc.	NEW HEIGHTS SCHOOL, INC.	4003-07-010	2010	16	fewer than 10	0.0	\$0.00
New Heights School, Inc.	NEW HEIGHTS SCHOOL, INC.	4003-07-010	2011	14	fewer than 10	0.0	\$0.00
New Heights School, Inc.	NEW HEIGHTS SCHOOL, INC.	4003-07-010	2012	18	fewer than 10	0.0	\$0.00
New Heights School, Inc.	NEW HEIGHTS SCHOOL, INC.	4003-07-010	2013	13	fewer than 10	0.0	\$0.00
New Heights School, Inc.	NEW HEIGHTS SCHOOL, INC.	4003-07-010	2014	14	fewer than 10	0.0	\$0.00
New London-Spicer School District	NEW LONDON ALTERNATIVE SCHOOL	0345-01-031	2007	11	fewer than 10	0.0	\$0.00
New London-Spicer School District	NEW LONDON ALTERNATIVE SCHOOL	0345-01-031	2008	fewer than 10	fewer than 10	0.0	\$0.00
New London-Spicer School District	NEW LONDON ALTERNATIVE SCHOOL	0345-01-031	2009	12	fewer than 10	0.0	\$0.00
New London-Spicer School District	NEW LONDON ALTERNATIVE SCHOOL	0345-01-031	2010	fewer than 10	fewer than 10	0.0	\$0.00
New London-Spicer School District	NEW LONDON ALTERNATIVE SCHOOL	0345-01-031	2011	fewer than 10	fewer than 10	0.0	\$0.00
New London-Spicer School District	NEW LONDON ALTERNATIVE SCHOOL	0345-01-031	2012	fewer than 10	fewer than 10	0.0	\$0.00
New London-Spicer School District	NEW LONDON ALTERNATIVE SCHOOL	0345-01-031	2013	fewer than 10	fewer than 10	0.0	\$0.00
New London-Spicer School District	NEW LONDON ALTERNATIVE SCHOOL	0345-01-031	2014	fewer than 10	fewer than 10	0.0	\$0.00
New London-Spicer School District	NEW LONDON-SPICER SR.	0345-01-030	2007	120	27	161.0	\$22,300.00
New London-Spicer School District	NEW LONDON-SPICER SR.	0345-01-030	2008	129	27	182.0	\$26,200.00
New London-Spicer School District	NEW LONDON-SPICER SR.	0345-01-030	2009	136	33	203.0	\$29,200.00
New London-Spicer School District	NEW LONDON-SPICER SR.	0345-01-030	2010	120	26	153.0	\$23,700.00
New London-Spicer School District	NEW LONDON-SPICER SR.	0345-01-030	2011	118	28	159.0	\$25,300.00
New London-Spicer School District	NEW LONDON-SPICER SR.	0345-01-030	2012	109	17	90.0	\$14,700.00
New London-Spicer School District	NEW LONDON-SPICER SR.	0345-01-030	2013	100	17	86.0	\$14,100.00
New London-Spicer School District	NEW LONDON-SPICER SR.	0345-01-030	2014	115	15	91.0	\$15,200.00
New Prague Area Schools	NEW PRAGUE ALC	0721-01-300	2013	17	fewer than 10	0.0	\$0.00
New Prague Area Schools	NEW PRAGUE ALC	0721-01-300	2014	10	fewer than 10	0.0	\$0.00
New Prague Area Schools	New Prague Credit Recovery	0721-01-301	2014	fewer than 10	fewer than 10	0.0	\$0.00
New Prague Area Schools	NEW PRAGUE SENIOR HIGH	0721-01-029	2007	211	36	216.0	\$30,400.00
New Prague Area Schools	NEW PRAGUE SENIOR HIGH	0721-01-029	2008	256	30	191.0	\$26,900.00
New Prague Area Schools	NEW PRAGUE SENIOR HIGH	0721-01-029	2009	219	25	160.0	\$24,200.00

New Prague Area Schools	NEW PRAGUE SENIOR HIGH	0721-01-029	2010	245	28	208.0	\$31,900.00
New Prague Area Schools	NEW PRAGUE SENIOR HIGH	0721-01-029	2011	252	31	244.0	\$39,600.00
New Prague Area Schools	NEW PRAGUE SENIOR HIGH	0721-01-029	2012	244	35	299.0	\$49,500.00
New Prague Area Schools	NEW PRAGUE SENIOR HIGH	0721-01-029	2013	253	29	252.0	\$42,400.00
New Prague Area Schools	NEW PRAGUE SENIOR HIGH	0721-01-029	2014	269	25	151.0	\$26,700.00
New Prague Area Schools	NEW PRAGUE SUMMER CREDIT RECOVERY	0721-01-304	2013	fewer than 10	fewer than 10	0.0	\$0.00
New Prague Area Schools	NEW PRAGUE SUMMER CREDIT RECOVERY	0721-01-304	2014	fewer than 10	fewer than 10	0.0	\$0.00
New Ulm Public School District	NEW ULM HIGH SCHOOL	0088-01-050	2007	197	44	394.0	\$54,000.00
New Ulm Public School District	NEW ULM HIGH SCHOOL	0088-01-050	2008	175	26	148.0	\$21,500.00
New Ulm Public School District	NEW ULM HIGH SCHOOL	0088-01-050	2009	183	44	410.0	\$59,100.00
New Ulm Public School District	NEW ULM HIGH SCHOOL	0088-01-050	2010	177	30	194.0	\$30,200.00
New Ulm Public School District	NEW ULM HIGH SCHOOL	0088-01-050	2011	152	21	195.0	\$31,000.00
New Ulm Public School District	NEW ULM HIGH SCHOOL	0088-01-050	2012	162	21	210.0	\$34,800.00
New Ulm Public School District	NEW ULM HIGH SCHOOL	0088-01-050	2013	136	14	94.0	\$16,800.00
New Ulm Public School District	NEW ULM HIGH SCHOOL	0088-01-050	2014	149	15	135.0	\$23,900.00
New York Mills Public School Dist.	NEW YORK MILLS SECONDARY	0553-01-020	2007	57	10	77.0	\$11,400.00
New York Mills Public School Dist.	NEW YORK MILLS SECONDARY	0553-01-020	2008	61	fewer than 10	0.0	\$0.00
New York Mills Public School Dist.	NEW YORK MILLS SECONDARY	0553-01-020	2009	47	fewer than 10	0.0	\$0.00
New York Mills Public School Dist.	NEW YORK MILLS SECONDARY	0553-01-020	2010	55	fewer than 10	0.0	\$0.00
New York Mills Public School Dist.	NEW YORK MILLS SECONDARY	0553-01-020	2011	49	fewer than 10	0.0	\$0.00
New York Mills Public School Dist.	NEW YORK MILLS SECONDARY	0553-01-020	2012	41	fewer than 10	0.0	\$0.00
New York Mills Public School Dist.	NEW YORK MILLS SECONDARY	0553-01-020	2013	45	fewer than 10	0.0	\$0.00
New York Mills Public School Dist.	NEW YORK MILLS SECONDARY	0553-01-020	2014	42	fewer than 10	0.0	\$0.00
Nicollet Public School District	NICOLLET SENIOR HIGH SCHOOL	0507-01-020	2007	30	fewer than 10	0.0	\$0.00
Nicollet Public School District	NICOLLET SENIOR HIGH SCHOOL	0507-01-020	2008	33	fewer than 10	0.0	\$0.00
Nicollet Public School District	NICOLLET SENIOR HIGH SCHOOL	0507-01-020	2009	25	fewer than 10	0.0	\$0.00
Nicollet Public School District	NICOLLET SENIOR HIGH SCHOOL	0507-01-020	2010	34	fewer than 10	0.0	\$0.00
Nicollet Public School District	NICOLLET SENIOR HIGH SCHOOL	0507-01-020	2011	24	fewer than 10	0.0	\$0.00
Nicollet Public School District	NICOLLET SENIOR HIGH SCHOOL	0507-01-020	2012	24	fewer than 10	0.0	\$0.00
Nicollet Public School District	NICOLLET SENIOR HIGH SCHOOL	0507-01-020	2013	24	fewer than 10	0.0	\$0.00
Nicollet Public School District	NICOLLET SENIOR HIGH SCHOOL	0507-01-020	2014	10	fewer than 10	0.0	\$0.00
Norman County East School District	NORMAN COUNTY EAST SECONDARY	2215-01-002	2007	31	fewer than 10	0.0	\$0.00
Norman County East School District	NORMAN COUNTY EAST SECONDARY	2215-01-002	2008	14	fewer than 10	0.0	\$0.00
Norman County East School District	NORMAN COUNTY EAST SECONDARY	2215-01-002	2009	29	fewer than 10	0.0	\$0.00
Norman County East School District	NORMAN COUNTY EAST SECONDARY	2215-01-002	2010	30	fewer than 10	0.0	\$0.00
Norman County East School District	NORMAN COUNTY EAST SECONDARY	2215-01-002	2011	25	fewer than 10	0.0	\$0.00
Norman County East School District	NORMAN COUNTY EAST SECONDARY	2215-01-002	2012	28	fewer than 10	0.0	\$0.00
Norman County East School District	NORMAN COUNTY EAST SECONDARY	2215-01-002	2013	25	fewer than 10	0.0	\$0.00
Norman County East School District	NORMAN COUNTY EAST SECONDARY	2215-01-002	2014	27	fewer than 10	0.0	\$0.00
Norman County West School District	NORMAN COUNTY WEST SECONDARY	2527-01-020	2007	29	fewer than 10	0.0	\$0.00
Norman County West School District	NORMAN COUNTY WEST SECONDARY	2527-01-020	2008	27	fewer than 10	0.0	\$0.00
Norman County West School District	NORMAN COUNTY WEST SECONDARY	2527-01-020	2009	31	fewer than 10	0.0	\$0.00
Norman County West School District	NORMAN COUNTY WEST SECONDARY	2527-01-020	2010	19	fewer than 10	0.0	\$0.00
Norman County West School District	NORMAN COUNTY WEST SECONDARY	2527-01-020	2011	14	fewer than 10	0.0	\$0.00
Norman County West School District	NORMAN COUNTY WEST SECONDARY	2527-01-020	2012	20	fewer than 10	0.0	\$0.00

Norman County West School District	NORMAN COUNTY WEST SECONDARY	2527-01-020	2013	17	fewer than 10	0.0	\$0.00
Norman County West School District	NORMAN COUNTY WEST SECONDARY	2527-01-020	2014	14	fewer than 10	0.0	\$0.00
North Branch Public Schools	BROOKER LEARNING CENTER	0138-01-080	2007	fewer than 10	fewer than 10	0.0	\$0.00
North Branch Public Schools	BROOKER LEARNING CENTER	0138-01-080	2008	fewer than 10	fewer than 10	0.0	\$0.00
North Branch Public Schools	BROOKER LEARNING CENTER	0138-01-080	2009	fewer than 10	fewer than 10	0.0	\$0.00
North Branch Public Schools	BROOKER LEARNING CENTER	0138-01-080	2010	fewer than 10	fewer than 10	0.0	\$0.00
North Branch Public Schools	BROOKER LEARNING CENTER	0138-01-080	2011	fewer than 10	fewer than 10	0.0	\$0.00
North Branch Public Schools	BROOKER LEARNING CENTER	0138-01-080	2012	fewer than 10	fewer than 10	0.0	\$0.00
North Branch Public Schools	BROOKER LEARNING CENTER	0138-01-080	2013	fewer than 10	fewer than 10	0.0	\$0.00
North Branch Public Schools	BROOKER LEARNING CENTER	0138-01-080	2014	fewer than 10	fewer than 10	0.0	\$0.00
North Branch Public Schools	DISTANCE LEARNING PROGRAM	0138-01-070	2007	fewer than 10	fewer than 10	0.0	\$0.00
North Branch Public Schools	DISTANCE LEARNING PROGRAM	0138-01-070	2008	fewer than 10	fewer than 10	0.0	\$0.00
North Branch Public Schools	DISTANCE LEARNING PROGRAM	0138-01-070	2009	13	fewer than 10	0.0	\$0.00
North Branch Public Schools	DISTANCE LEARNING PROGRAM	0138-01-070	2010	23	fewer than 10	0.0	\$0.00
North Branch Public Schools	DISTANCE LEARNING PROGRAM	0138-01-070	2011	27	fewer than 10	0.0	\$0.00
North Branch Public Schools	DISTANCE LEARNING PROGRAM	0138-01-070	2012	28	fewer than 10	0.0	\$0.00
North Branch Public Schools	DISTANCE LEARNING PROGRAM	0138-01-070	2013	12	fewer than 10	0.0	\$0.00
North Branch Public Schools	DISTANCE LEARNING PROGRAM	0138-01-070	2014	13	fewer than 10	0.0	\$0.00
North Branch Public Schools	NORTH BRANCH LAB SCHOOL ALC	0138-01-050	2007	20	fewer than 10	0.0	\$0.00
North Branch Public Schools	NORTH BRANCH LAB SCHOOL ALC	0138-01-050	2008	12	fewer than 10	0.0	\$0.00
North Branch Public Schools	NORTH BRANCH LAB SCHOOL ALC	0138-01-050	2009	fewer than 10	fewer than 10	0.0	\$0.00
North Branch Public Schools	NORTH BRANCH LAB SCHOOL ALC	0138-01-050	2010	fewer than 10	fewer than 10	0.0	\$0.00
North Branch Public Schools	NORTH BRANCH LAB SCHOOL ALC	0138-01-050	2011	15	fewer than 10	0.0	\$0.00
North Branch Public Schools	NORTH BRANCH LAB SCHOOL ALC	0138-01-050	2012	fewer than 10	fewer than 10	0.0	\$0.00
North Branch Public Schools	NORTH BRANCH LAB SCHOOL ALC	0138-01-050	2014	fewer than 10	fewer than 10	0.0	\$0.00
North Branch Public Schools	NORTH BRANCH SENIOR HIGH	0138-01-030	2007	229	54	427.0	\$54,200.00
North Branch Public Schools	NORTH BRANCH SENIOR HIGH	0138-01-030	2008	247	46	391.0	\$50,200.00
North Branch Public Schools	NORTH BRANCH SENIOR HIGH	0138-01-030	2009	246	40	297.0	\$41,300.00
North Branch Public Schools	NORTH BRANCH SENIOR HIGH	0138-01-030	2010	223	38	271.0	\$39,400.00
North Branch Public Schools	NORTH BRANCH SENIOR HIGH	0138-01-030	2011	235	36	303.0	\$45,500.00
North Branch Public Schools	NORTH BRANCH SENIOR HIGH	0138-01-030	2012	180	38	340.0	\$52,800.00
North Branch Public Schools	NORTH BRANCH SENIOR HIGH	0138-01-030	2013	224	46	425.0	\$66,000.00
North Branch Public Schools	NORTH BRANCH SENIOR HIGH	0138-01-030	2014	198	29	230.0	\$37,100.00
North Lakes Academy	NORTH LAKES ACADEMY 56	4053-07-020	2010	fewer than 10	fewer than 10	0.0	\$0.00
North Lakes Academy	NORTH LAKES ACADEMY 56	4053-07-020	2011	19	fewer than 10	0.0	\$0.00
North Lakes Academy	NORTH LAKES ACADEMY 56	4053-07-020	2012	18	fewer than 10	0.0	\$0.00
North Lakes Academy	NORTH LAKES ACADEMY 56	4053-07-020	2013	25	fewer than 10	0.0	\$0.00
North Lakes Academy	NORTH LAKES ACADEMY 56	4053-07-020	2014	27	fewer than 10	0.0	\$0.00
NORTH ST PAUL-MAPLEWOOD OAKDAL	622 ALTERNATIVE MIDDLE/HIGH SCHOOL	0622-01-040	2007	54	fewer than 10	0.0	\$0.00
NORTH ST PAUL-MAPLEWOOD OAKDAL	622 ALTERNATIVE MIDDLE/HIGH SCHOOL	0622-01-040	2008	55	fewer than 10	0.0	\$0.00
NORTH ST PAUL-MAPLEWOOD OAKDAL	622 ALTERNATIVE MIDDLE/HIGH SCHOOL	0622-01-040	2009	55	14	156.0	\$22,000.00
NORTH ST PAUL-MAPLEWOOD OAKDAL	622 ALTERNATIVE MIDDLE/HIGH SCHOOL	0622-01-040	2010	53	fewer than 10	0.0	\$0.00
NORTH ST PAUL-MAPLEWOOD OAKDAL	622 ALTERNATIVE MIDDLE/HIGH SCHOOL	0622-01-040	2011	90	14	93.0	\$14,800.00
NORTH ST PAUL-MAPLEWOOD OAKDAL	622 ALTERNATIVE MIDDLE/HIGH SCHOOL	0622-01-040	2012	53	fewer than 10	0.0	\$0.00
NORTH ST PAUL-MAPLEWOOD OAKDAL	622 ALTERNATIVE MIDDLE/HIGH SCHOOL	0622-01-040	2013	46	10	116.0	\$18,600.00

NORTH ST PAUL-MAPLEWOOD OAKDAL	622 ALTERNATIVE MIDDLE/HIGH SCHOOL	0622-01-040	2014	50	fewer than 10	0.0	\$0.00
NORTH ST PAUL-MAPLEWOOD OAKDAL	ANTHONY LOUIS CENTER	0622-01-074	2012	fewer than 10	fewer than 10	0.0	\$0.00
NORTH ST PAUL-MAPLEWOOD OAKDAL	Fairview Adolescent Program	0622-01-061	2014	fewer than 10	fewer than 10	0.0	\$0.00
NORTH ST PAUL-MAPLEWOOD OAKDAL	Harmony Learning Center	0622-01-041	2014	fewer than 10	fewer than 10	0.0	\$0.00
NORTH ST PAUL-MAPLEWOOD OAKDAL	NORTH SENIOR HIGH	0622-01-057	2007	380	98	950.0	\$129,800.00
NORTH ST PAUL-MAPLEWOOD OAKDAL	NORTH SENIOR HIGH	0622-01-057	2008	436	87	1,002.0	\$137,200.00
NORTH ST PAUL-MAPLEWOOD OAKDAL	NORTH SENIOR HIGH	0622-01-057	2009	419	99	1,116.0	\$159,600.00
NORTH ST PAUL-MAPLEWOOD OAKDAL	NORTH SENIOR HIGH	0622-01-057	2010	424	109	1,199.0	\$181,300.00
NORTH ST PAUL-MAPLEWOOD OAKDAL	NORTH SENIOR HIGH	0622-01-057	2011	437	91	1,175.0	\$185,100.00
NORTH ST PAUL-MAPLEWOOD OAKDAL	NORTH SENIOR HIGH	0622-01-057	2012	415	78	806.0	\$132,700.00
NORTH ST PAUL-MAPLEWOOD OAKDAL	NORTH SENIOR HIGH	0622-01-057	2013	405	94	857.0	\$142,400.00
NORTH ST PAUL-MAPLEWOOD OAKDAL	NORTH SENIOR HIGH	0622-01-057	2014	335	65	635.0	\$104,600.00
NORTH ST PAUL-MAPLEWOOD OAKDAL	PHOENIX ACADEMY	0622-01-073	2012	fewer than 10	fewer than 10	0.0	\$0.00
NORTH ST PAUL-MAPLEWOOD OAKDAL	PHOENIX ACADEMY	0622-01-073	2013	fewer than 10	fewer than 10	0.0	\$0.00
NORTH ST PAUL-MAPLEWOOD OAKDAL	PHOENIX ACADEMY	0622-01-073	2014	fewer than 10	fewer than 10	0.0	\$0.00
NORTH ST PAUL-MAPLEWOOD OAKDAL	TARTAN SENIOR HIGH	0622-01-058	2007	371	74	799.0	\$109,700.00
NORTH ST PAUL-MAPLEWOOD OAKDAL	TARTAN SENIOR HIGH	0622-01-058	2008	360	83	932.0	\$128,800.00
NORTH ST PAUL-MAPLEWOOD OAKDAL	TARTAN SENIOR HIGH	0622-01-058	2009	355	79	905.0	\$129,900.00
NORTH ST PAUL-MAPLEWOOD OAKDAL	TARTAN SENIOR HIGH	0622-01-058	2010	356	87	823.0	\$126,800.00
NORTH ST PAUL-MAPLEWOOD OAKDAL	TARTAN SENIOR HIGH	0622-01-058	2011	343	71	755.0	\$122,200.00
NORTH ST PAUL-MAPLEWOOD OAKDAL	TARTAN SENIOR HIGH	0622-01-058	2012	351	68	742.0	\$120,500.00
NORTH ST PAUL-MAPLEWOOD OAKDAL	TARTAN SENIOR HIGH	0622-01-058	2013	367	80	793.0	\$129,000.00
NORTH ST PAUL-MAPLEWOOD OAKDAL	TARTAN SENIOR HIGH	0622-01-058	2014	354	47	354.0	\$59,800.00
NORTH ST PAUL-MAPLEWOOD OAKDAL	TRANSITIONS PROGRAM	0622-01-043	2007	fewer than 10	fewer than 10	0.0	\$0.00
NORTH ST PAUL-MAPLEWOOD OAKDAL	TRANSITIONS PROGRAM	0622-01-043	2008	21	fewer than 10	0.0	\$0.00
NORTH ST PAUL-MAPLEWOOD OAKDAL	TRANSITIONS PROGRAM	0622-01-043	2009	20	fewer than 10	0.0	\$0.00
NORTH ST PAUL-MAPLEWOOD OAKDAL	TRANSITIONS PROGRAM	0622-01-043	2010	41	fewer than 10	0.0	\$0.00
NORTH ST PAUL-MAPLEWOOD OAKDAL	TRANSITIONS PROGRAM	0622-01-043	2011	40	fewer than 10	0.0	\$0.00
NORTH ST PAUL-MAPLEWOOD OAKDAL	TRANSITIONS PROGRAM	0622-01-043	2012	32	fewer than 10	0.0	\$0.00
NORTH ST PAUL-MAPLEWOOD OAKDAL	TRANSITIONS PROGRAM	0622-01-043	2013	26	fewer than 10	0.0	\$0.00
NORTH ST PAUL-MAPLEWOOD OAKDAL	TRANSITIONS PROGRAM	0622-01-043	2014	37	fewer than 10	0.0	\$0.00
Northeast Metro 916	916 MAHTOMEDI ACADEMY	0916-06-062	2011	fewer than 10	fewer than 10	0.0	\$0.00
Northeast Metro 916	916 MAHTOMEDI ACADEMY	0916-06-062	2012	fewer than 10	fewer than 10	0.0	\$0.00
Northeast Metro 916	916 MAHTOMEDI ACADEMY	0916-06-062	2013	fewer than 10	fewer than 10	0.0	\$0.00
Northeast Metro 916	916 MAHTOMEDI ACADEMY	0916-06-062	2014	fewer than 10	fewer than 10	0.0	\$0.00
Northeast Metro 916	CORE	0916-06-034	2007	fewer than 10	fewer than 10	0.0	\$0.00
Northeast Metro 916	CORE	0916-06-034	2009	fewer than 10	fewer than 10	0.0	\$0.00
Northeast Metro 916	CREATIVE ALTERNATIVES PROGRAM	0916-06-037	2011	fewer than 10	fewer than 10	0.0	\$0.00
Northeast Metro 916	CREATIVE ALTERNATIVES PROGRAM	0916-06-037	2013	fewer than 10	fewer than 10	0.0	\$0.00
Northeast Metro 916	CREATIVE ALTERNATIVES PROGRAM	0916-06-037	2014	fewer than 10	fewer than 10	0.0	\$0.00
Northeast Metro 916	DCD @ SOUTH CAMPUS	0916-06-056	2007	fewer than 10	fewer than 10	0.0	\$0.00
Northeast Metro 916	DCD @ SOUTH CAMPUS	0916-06-056	2008	fewer than 10	fewer than 10	0.0	\$0.00
Northeast Metro 916	DCD @ SOUTH CAMPUS	0916-06-056	2009	fewer than 10	fewer than 10	0.0	\$0.00
Northeast Metro 916	DCD @ SOUTH CAMPUS	0916-06-056	2010	fewer than 10	fewer than 10	0.0	\$0.00
Northeast Metro 916	DCD @ SOUTH CAMPUS	0916-06-056	2011	fewer than 10	fewer than 10	0.0	\$0.00

Northeast Metro 916	DCD @ SOUTH CAMPUS	0916-06-056	2012	fewer than 10	fewer than 10	0.0	\$0.00
Northeast Metro 916	DCD @ SOUTH CAMPUS	0916-06-056	2013	fewer than 10	fewer than 10	0.0	\$0.00
Northeast Metro 916	DCD @ SOUTH CAMPUS	0916-06-056	2014	fewer than 10	fewer than 10	0.0	\$0.00
Northeast Metro 916	EAST VIEW ACADEMY	0916-06-063	2007	74	10	159.0	\$21,200.00
Northeast Metro 916	EAST VIEW ACADEMY	0916-06-063	2008	76	17	214.0	\$29,100.00
Northeast Metro 916	EAST VIEW ACADEMY	0916-06-063	2009	43	fewer than 10	0.0	\$0.00
Northeast Metro 916	EAST VIEW ACADEMY	0916-06-063	2010	36	fewer than 10	0.0	\$0.00
Northeast Metro 916	EAST VIEW ACADEMY	0916-06-063	2011	41	11	130.0	\$20,600.00
Northeast Metro 916	EAST VIEW ACADEMY	0916-06-063	2012	21	fewer than 10	0.0	\$0.00
Northeast Metro 916	EAST VIEW ACADEMY	0916-06-063	2013	22	fewer than 10	0.0	\$0.00
Northeast Metro 916	EAST VIEW ACADEMY	0916-06-063	2014	fewer than 10	fewer than 10	0.0	\$0.00
Northeast Metro 916	METRO HEIGHTS ACADEMY	0916-06-065	2007	28	fewer than 10	0.0	\$0.00
Northeast Metro 916	METRO HEIGHTS ACADEMY	0916-06-065	2008	33	fewer than 10	0.0	\$0.00
Northeast Metro 916	METRO HEIGHTS ACADEMY	0916-06-065	2009	23	fewer than 10	0.0	\$0.00
Northeast Metro 916	METRO HEIGHTS ACADEMY	0916-06-065	2010	16	fewer than 10	0.0	\$0.00
Northeast Metro 916	METRO HEIGHTS ACADEMY	0916-06-065	2011	25	fewer than 10	0.0	\$0.00
Northeast Metro 916	METRO HEIGHTS ACADEMY	0916-06-065	2012	fewer than 10	fewer than 10	0.0	\$0.00
Northeast Metro 916	METRO HEIGHTS ACADEMY	0916-06-065	2013	18	fewer than 10	0.0	\$0.00
Northeast Metro 916	METRO HEIGHTS ACADEMY	0916-06-465	2014	11	fewer than 10	0.0	\$0.00
Northeast Metro 916	NE METRO AREA LEARNING PROGRAM	0916-06-036	2007	fewer than 10	fewer than 10	0.0	\$0.00
Northeast Metro 916	NE METRO AREA LEARNING PROGRAM	0916-06-036	2008	fewer than 10	fewer than 10	0.0	\$0.00
Northeast Metro 916	NE METRO AREA LEARNING PROGRAM	0916-06-036	2009	13	fewer than 10	0.0	\$0.00
Northeast Metro 916	NE METRO AREA LEARNING PROGRAM	0916-06-036	2010	fewer than 10	fewer than 10	0.0	\$0.00
Northeast Metro 916	NE METRO AREA LEARNING PROGRAM	0916-06-036	2011	fewer than 10	fewer than 10	0.0	\$0.00
Northeast Metro 916	NE METRO AREA LEARNING PROGRAM	0916-06-036	2012	fewer than 10	fewer than 10	0.0	\$0.00
Northeast Metro 916	NE METRO AREA LEARNING PROGRAM	0916-06-036	2013	fewer than 10	fewer than 10	0.0	\$0.00
Northeast Metro 916	NE METRO AREA LEARNING PROGRAM	0916-06-036	2014	fewer than 10	fewer than 10	0.0	\$0.00
Northeast Metro 916	THE WILLOWS	0916-06-031	2013	fewer than 10	fewer than 10	0.0	\$0.00
Northeast Metro 916	THE WILLOWS	0916-06-031	2014	fewer than 10	fewer than 10	0.0	\$0.00
Northeast Metro 916	TRANSITION PROGRAM	0916-06-015	2008	fewer than 10	fewer than 10	0.0	\$0.00
Northeast Metro 916	TRANSITION PROGRAM	0916-06-015	2009	fewer than 10	fewer than 10	0.0	\$0.00
Northeast Metro 916	TRANSITION PROGRAM	0916-06-015	2010	fewer than 10	fewer than 10	0.0	\$0.00
Northeast Metro 916	TRANSITION PROGRAM	0916-06-015	2011	fewer than 10	fewer than 10	0.0	\$0.00
Northeast Metro 916	TRANSITION PROGRAM	0916-06-015	2012	fewer than 10	fewer than 10	0.0	\$0.00
Northeast Metro 916	TRANSITION PROGRAM	0916-06-015	2013	fewer than 10	fewer than 10	0.0	\$0.00
Northeast Metro 916	TRANSITION PROGRAM	0916-06-015	2014	fewer than 10	fewer than 10	0.0	\$0.00
Northeast Metro 916	WELS SOUTH	0916-06-067	2007	14	fewer than 10	0.0	\$0.00
Northeast Metro 916	WELS SOUTH	0916-06-067	2008	19	fewer than 10	0.0	\$0.00
Northeast Metro 916	WELS SOUTH	0916-06-067	2009	14	fewer than 10	0.0	\$0.00
Northeast Metro 916	WELS SOUTH	0916-06-067	2010	10	fewer than 10	0.0	\$0.00
Northeast Metro 916	WELS SOUTH	0916-06-067	2011	15	fewer than 10	0.0	\$0.00
Northeast Metro 916	WELS SOUTH	0916-06-067	2012	11	fewer than 10	0.0	\$0.00
Northeast Metro 916	WELS SOUTH	0916-06-067	2013	fewer than 10	fewer than 10	0.0	\$0.00
Northeast Metro 916	WELS SOUTH	0916-06-067	2014	12	fewer than 10	0.0	\$0.00
Northeast Metro 916	WORK EXPERIENCE LIFE SKILLS	0916-06-068	2007	fewer than 10	fewer than 10	0.0	\$0.00

Northeast Metro 916	WORK EXPERIENCE LIFE SKILLS	0916-06-068	2008	fewer than 10	fewer than 10	0.0	\$0.00
Northeast Metro 916	WORK EXPERIENCE LIFE SKILLS	0916-06-068	2009	11	fewer than 10	0.0	\$0.00
Northeast Metro 916	WORK EXPERIENCE LIFE SKILLS	0916-06-068	2010	13	fewer than 10	0.0	\$0.00
Northeast Metro 916	WORK EXPERIENCE LIFE SKILLS	0916-06-068	2011	fewer than 10	fewer than 10	0.0	\$0.00
Northeast Metro 916	WORK EXPERIENCE LIFE SKILLS	0916-06-068	2012	fewer than 10	fewer than 10	0.0	\$0.00
Northeast Metro 916	WORK EXPERIENCE LIFE SKILLS	0916-06-068	2013	14	fewer than 10	0.0	\$0.00
Northeast Metro 916	WORK EXPERIENCE LIFE SKILLS	0916-06-068	2014	15	fewer than 10	0.0	\$0.00
Northern Lights Community School	NORTHERN LIGHTS COMMUNITY SCHOOL	4146-07-010	2007	11	fewer than 10	0.0	\$0.00
Northern Lights Community School	NORTHERN LIGHTS COMMUNITY SCHOOL	4146-07-010	2008	13	fewer than 10	0.0	\$0.00
Northern Lights Community School	NORTHERN LIGHTS COMMUNITY SCHOOL	4146-07-010	2009	19	fewer than 10	0.0	\$0.00
Northern Lights Community School	NORTHERN LIGHTS COMMUNITY SCHOOL	4146-07-010	2010	fewer than 10	fewer than 10	0.0	\$0.00
Northern Lights Community School	NORTHERN LIGHTS COMMUNITY SCHOOL	4146-07-010	2011	31	fewer than 10	0.0	\$0.00
Northern Lights Community School	NORTHERN LIGHTS COMMUNITY SCHOOL	4146-07-010	2012	19	fewer than 10	0.0	\$0.00
Northern Lights Community School	NORTHERN LIGHTS COMMUNITY SCHOOL	4146-07-010	2013	fewer than 10	fewer than 10	0.0	\$0.00
Northern Lights Community School	NORTHERN LIGHTS COMMUNITY SCHOOL	4146-07-010	2014	18	fewer than 10	0.0	\$0.00
Northfield Public School District	NORTHFIELD AREA LEARNING CENTER	0659-01-085	2007	31	fewer than 10	0.0	\$0.00
Northfield Public School District	NORTHFIELD AREA LEARNING CENTER	0659-01-085	2008	28	fewer than 10	0.0	\$0.00
Northfield Public School District	NORTHFIELD AREA LEARNING CENTER	0659-01-085	2009	36	fewer than 10	0.0	\$0.00
Northfield Public School District	NORTHFIELD AREA LEARNING CENTER	0659-01-085	2010	29	fewer than 10	0.0	\$0.00
Northfield Public School District	NORTHFIELD AREA LEARNING CENTER	0659-01-085	2011	28	fewer than 10	0.0	\$0.00
Northfield Public School District	NORTHFIELD AREA LEARNING CENTER	0659-01-085	2012	27	fewer than 10	0.0	\$0.00
Northfield Public School District	NORTHFIELD AREA LEARNING CENTER	0659-01-085	2013	31	fewer than 10	0.0	\$0.00
Northfield Public School District	NORTHFIELD AREA LEARNING CENTER	0659-01-085	2014	35	fewer than 10	0.0	\$0.00
Northfield Public School District	NORTHFIELD SENIOR HIGH	0659-01-001	2007	291	33	184.0	\$25,100.00
Northfield Public School District	NORTHFIELD SENIOR HIGH	0659-01-001	2008	282	37	307.0	\$42,600.00
Northfield Public School District	NORTHFIELD SENIOR HIGH	0659-01-001	2009	282	28	229.0	\$35,100.00
Northfield Public School District	NORTHFIELD SENIOR HIGH	0659-01-001	2010	304	30	237.0	\$35,400.00
Northfield Public School District	NORTHFIELD SENIOR HIGH	0659-01-001	2011	278	17	127.0	\$20,500.00
Northfield Public School District	NORTHFIELD SENIOR HIGH	0659-01-001	2012	272	17	177.0	\$28,800.00
Northfield Public School District	NORTHFIELD SENIOR HIGH	0659-01-001	2013	291	22	162.0	\$27,100.00
Northfield Public School District	NORTHFIELD SENIOR HIGH	0659-01-001	2014	262	21	132.0	\$22,700.00
Northland Community Schools	NORTHLAND SECONDARY	0118-01-020	2007	42	fewer than 10	0.0	\$0.00
Northland Community Schools	NORTHLAND SECONDARY	0118-01-020	2008	34	fewer than 10	0.0	\$0.00
Northland Community Schools	NORTHLAND SECONDARY	0118-01-020	2009	40	10	85.0	\$12,100.00
Northland Community Schools	NORTHLAND SECONDARY	0118-01-020	2010	37	fewer than 10	0.0	\$0.00
Northland Community Schools	NORTHLAND SECONDARY	0118-01-020	2011	43	fewer than 10	0.0	\$0.00
Northland Community Schools	NORTHLAND SECONDARY	0118-01-020	2012	23	fewer than 10	0.0	\$0.00
Northland Community Schools	NORTHLAND SECONDARY	0118-01-020	2013	23	fewer than 10	0.0	\$0.00
Northland Community Schools	NORTHLAND SECONDARY	0118-01-020	2014	31	fewer than 10	0.0	\$0.00
Northland Learning Center	NORTHLAND LEARNING CENTER / EBD	6076-50-020	2007	fewer than 10	fewer than 10	0.0	\$0.00
Northland Learning Center	NORTHLAND LEARNING CENTER / EBD	6076-50-020	2008	fewer than 10	fewer than 10	0.0	\$0.00
Northland Learning Center	NORTHLAND LEARNING CENTER / EBD	6076-50-020	2009	fewer than 10	fewer than 10	0.0	\$0.00
Northland Learning Center	NORTHLAND LEARNING CENTER / EBD	6076-50-020	2010	fewer than 10	fewer than 10	0.0	\$0.00
Northland Learning Center	NORTHLAND LEARNING CENTER / EBD	6076-50-020	2011	fewer than 10	fewer than 10	0.0	\$0.00
Northland Learning Center	NORTHLAND LEARNING CENTER / EBD	6076-50-020	2012	fewer than 10	fewer than 10	0.0	\$0.00

Northland Learning Center	NORTHLAND LEARNING CENTER / EBD	6076-50-020	2013	fewer than 10	fewer than 10	0.0	\$0.00
Northland Learning Center	NORTHLAND LEARNING CENTER / EBD	6076-50-020	2014	10	fewer than 10	0.0	\$0.00
Northland Learning Center	NORTHLAND LEARNING CENTER 010	6076-50-010	2007	fewer than 10	fewer than 10	0.0	\$0.00
Northland Learning Center	NORTHLAND LEARNING CENTER 010	6076-50-010	2008	fewer than 10	fewer than 10	0.0	\$0.00
Northland Learning Center	NORTHLAND LEARNING CENTER 010	6076-50-010	2009	fewer than 10	fewer than 10	0.0	\$0.00
Northland Learning Center	NORTHLAND LEARNING CENTER 010	6076-50-010	2010	fewer than 10	fewer than 10	0.0	\$0.00
Northland Learning Center	NORTHLAND LEARNING CENTER 010	6076-50-010	2011	fewer than 10	fewer than 10	0.0	\$0.00
Northland Learning Center	NORTHLAND LEARNING CENTER 010	6076-50-010	2012	fewer than 10	fewer than 10	0.0	\$0.00
Northland Learning Center	NORTHLAND LEARNING CENTER 010	6076-50-010	2013	fewer than 10	fewer than 10	0.0	\$0.00
Northland Learning Center	NORTHLAND LEARNING CENTER 010	6076-50-010	2014	fewer than 10	fewer than 10	0.0	\$0.00
Northland Learning Center	NORTHLAND LEARNING CENTER 050	6076-50-050	2011	fewer than 10	fewer than 10	0.0	\$0.00
Northland Learning Center	NORTHLAND LEARNING CENTER 050	6076-50-050	2012	fewer than 10	fewer than 10	0.0	\$0.00
Northland Learning Center	NORTHLAND LEARNING CENTER 050	6076-50-050	2013	fewer than 10	fewer than 10	0.0	\$0.00
Northland Learning Center	NORTHLAND LEARNING CENTER 050	6076-50-050	2014	fewer than 10	fewer than 10	0.0	\$0.00
Northwest Passage High School	NORTHWEST PASSAGE HIGH SCHOOL	4049-07-010	2007	19	fewer than 10	0.0	\$0.00
Northwest Passage High School	NORTHWEST PASSAGE HIGH SCHOOL	4049-07-010	2008	17	fewer than 10	0.0	\$0.00
Northwest Passage High School	NORTHWEST PASSAGE HIGH SCHOOL	4049-07-010	2009	35	fewer than 10	0.0	\$0.00
Northwest Passage High School	NORTHWEST PASSAGE HIGH SCHOOL	4049-07-010	2010	29	fewer than 10	0.0	\$0.00
Northwest Passage High School	NORTHWEST PASSAGE HIGH SCHOOL	4049-07-010	2011	41	14	93.0	\$14,400.00
Northwest Passage High School	NORTHWEST PASSAGE HIGH SCHOOL	4049-07-010	2012	28	fewer than 10	0.0	\$0.00
Northwest Passage High School	NORTHWEST PASSAGE HIGH SCHOOL	4049-07-010	2013	25	fewer than 10	0.0	\$0.00
Northwest Passage High School	NORTHWEST PASSAGE HIGH SCHOOL	4049-07-010	2014	26	fewer than 10	0.0	\$0.00
Nova Classical Academy	NOVA CLASSICAL ACADEMY UPPER SCHOOL	4098-07-020	2013	15	fewer than 10	0.0	\$0.00
Nova Classical Academy	NOVA CLASSICAL ACADEMY UPPER SCHOOL	4098-07-020	2014	28	fewer than 10	0.0	\$0.00
NRHEG School District	NRHEG SECONDARY	2168-01-003	2007	63	10	84.0	\$11,500.00
NRHEG School District	NRHEG SECONDARY	2168-01-003	2008	81	14	121.0	\$17,000.00
NRHEG School District	NRHEG SECONDARY	2168-01-003	2009	73	14	101.0	\$14,600.00
NRHEG School District	NRHEG SECONDARY	2168-01-003	2010	67	13	69.0	\$10,800.00
NRHEG School District	NRHEG SECONDARY	2168-01-003	2011	66	12	81.0	\$13,200.00
NRHEG School District	NRHEG SECONDARY	2168-01-003	2012	68	14	115.0	\$19,000.00
NRHEG School District	NRHEG SECONDARY	2168-01-003	2013	65	fewer than 10	0.0	\$0.00
NRHEG School District	NRHEG SECONDARY	2168-01-003	2014	63	16	99.0	\$17,800.00
Oak Land Vocational Cooperatve	CAMBRIDGE ALC EAST	0957-51-027	2007	fewer than 10	fewer than 10	0.0	\$0.00
Oak Land Vocational Cooperatve	CAMBRIDGE ALC WEST	0957-51-020	2007	25	fewer than 10	0.0	\$0.00
Oak Land Vocational Cooperatve	CAMBRIDGE ALC WEST	0957-51-020	2008	32	fewer than 10	0.0	\$0.00
Oak Land Vocational Cooperatve	CAMBRIDGE ALC WEST	0957-51-020	2009	40	fewer than 10	0.0	\$0.00
Oak Land Vocational Cooperatve	CAMBRIDGE ALC WEST	0957-51-020	2010	15	fewer than 10	0.0	\$0.00
Oak Land Vocational Cooperatve	CAMBRIDGE ALC WEST	0957-51-020	2011	fewer than 10	fewer than 10	0.0	\$0.00
Oak Land Vocational Cooperatve	CAMBRIDGE ALC WEST	0957-51-020	2012	12	fewer than 10	0.0	\$0.00
Oak Land Vocational Cooperatve	CAMBRIDGE ALC WEST	0957-51-020	2013	14	fewer than 10	0.0	\$0.00
Oak Land Vocational Cooperatve	CAMBRIDGE ALC WEST	0957-51-020	2014	16	fewer than 10	0.0	\$0.00
Oak Land Vocational Cooperatve	OAK LAND ALC WEST	0957-51-030	2010	14	fewer than 10	0.0	\$0.00
Oak Land Vocational Cooperatve	OAK LAND ALC WEST	0957-51-030	2011	fewer than 10	fewer than 10	0.0	\$0.00
Oak Land Vocational Cooperatve	OAK LAND ALC WEST	0957-51-030	2012	17	fewer than 10	0.0	\$0.00
Oak Land Vocational Cooperatve	OAK LAND ALC WEST	0957-51-030	2013	12	fewer than 10	0.0	\$0.00

Oak Land Vocational Cooperatve	OAK LAND ALC WEST	0957-51-030	2014	fewer than 10	fewer than 10	0.0	\$0.00
Oak Land Vocational Cooperatve	OAK LAND LEARNING CENTER PRINCETON	0957-51-026	2007	13	fewer than 10	0.0	\$0.00
Oak Land Vocational Cooperatve	OAK LAND LEARNING CENTER PRINCETON	0957-51-026	2008	fewer than 10	fewer than 10	0.0	\$0.00
Oak Land Vocational Cooperatve	OAK LAND LEARNING CENTER PRINCETON	0957-51-026	2009	fewer than 10	fewer than 10	0.0	\$0.00
Oak Land Vocational Cooperatve	OAK LAND LEARNING CENTER PRINCETON	0957-51-026	2010	fewer than 10	fewer than 10	0.0	\$0.00
Oak Land Vocational Cooperatve	OAK LAND LEARNING CENTER PRINCETON	0957-51-026	2011	fewer than 10	fewer than 10	0.0	\$0.00
Oak Land Vocational Cooperatve	OAK LAND LEARNING CENTER PRINCETON	0957-51-026	2012	fewer than 10	fewer than 10	0.0	\$0.00
Oak Land Vocational Cooperatve	ST. FRANCIS ALC	0957-51-025	2007	16	fewer than 10	0.0	\$0.00
Oak Land Vocational Cooperatve	ST. FRANCIS ALC	0957-51-025	2008	28	fewer than 10	0.0	\$0.00
Oak Land Vocational Cooperatve	ST. FRANCIS ALC	0957-51-025	2009	29	fewer than 10	0.0	\$0.00
Oak Land Vocational Cooperatve	ST. FRANCIS ALC	0957-51-025	2010	16	fewer than 10	0.0	\$0.00
Oak Land Vocational Cooperatve	ST. FRANCIS ALC	0957-51-025	2011	fewer than 10	fewer than 10	0.0	\$0.00
Oak Land Vocational Cooperatve	ST. FRANCIS ALC	0957-51-025	2012	fewer than 10	fewer than 10	0.0	\$0.00
Oak Land Vocational Cooperatve	ST. FRANCIS ALC	0957-51-025	2013	fewer than 10	fewer than 10	0.0	\$0.00
Oak Land Vocational Cooperatve	ST. FRANCIS ALC	0957-51-025	2014	fewer than 10	fewer than 10	0.0	\$0.00
Oak Land Vocational Cooperatve	ST. FRANCIS ALC IS	0957-51-029	2009	fewer than 10	fewer than 10	0.0	\$0.00
Oak Land Vocational Cooperatve	ST. FRANCIS ALC IS	0957-51-029	2010	11	fewer than 10	0.0	\$0.00
Oak Land Vocational Cooperatve	ST. FRANCIS ALC IS	0957-51-029	2011	11	fewer than 10	0.0	\$0.00
Oak Land Vocational Cooperatve	ST. FRANCIS ALC IS	0957-51-029	2012	10	fewer than 10	0.0	\$0.00
Oak Land Vocational Cooperatve	ST. FRANCIS ALC IS	0957-51-029	2013	17	fewer than 10	0.0	\$0.00
Oak Land Vocational Cooperatve	ST. FRANCIS ALC IS	0957-51-029	2014	14	fewer than 10	0.0	\$0.00
Ogilvie Public School District	OGILVIE SECONDARY	0333-01-020	2007	52	fewer than 10	0.0	\$0.00
Ogilvie Public School District	OGILVIE SECONDARY	0333-01-020	2008	41	fewer than 10	0.0	\$0.00
Ogilvie Public School District	OGILVIE SECONDARY	0333-01-020	2009	55	fewer than 10	0.0	\$0.00
Ogilvie Public School District	OGILVIE SECONDARY	0333-01-020	2010	55	11	91.0	\$13,200.00
Ogilvie Public School District	OGILVIE SECONDARY	0333-01-020	2011	42	fewer than 10	0.0	\$0.00
Ogilvie Public School District	OGILVIE SECONDARY	0333-01-020	2012	53	13	79.0	\$12,600.00
Ogilvie Public School District	OGILVIE SECONDARY	0333-01-020	2013	39	fewer than 10	0.0	\$0.00
Ogilvie Public School District	OGILVIE SECONDARY	0333-01-020	2014	26	fewer than 10	0.0	\$0.00
Oklee Public School District	RED LAKE COUNTY CENTRAL HIGH SCHOOL	0627-01-020	2007	30	fewer than 10	0.0	\$0.00
Oklee Public School District	RED LAKE COUNTY CENTRAL HIGH SCHOOL	0627-01-020	2008	26	fewer than 10	0.0	\$0.00
Oklee Public School District	RED LAKE COUNTY CENTRAL HIGH SCHOOL	0627-01-020	2009	17	fewer than 10	0.0	\$0.00
Oklee Public School District	RED LAKE COUNTY CENTRAL HIGH SCHOOL	0627-01-020	2010	24	fewer than 10	0.0	\$0.00
Oklee Public School District	RED LAKE COUNTY CENTRAL HIGH SCHOOL	0627-01-020	2011	23	fewer than 10	0.0	\$0.00
Oklee Public School District	RED LAKE COUNTY CENTRAL HIGH SCHOOL	0627-01-020	2012	18	fewer than 10	0.0	\$0.00
Oklee Public School District	RED LAKE COUNTY CENTRAL HIGH SCHOOL	0627-01-020	2013	20	fewer than 10	0.0	\$0.00
Onamia Public School District	KOKESH AREA LEARNING CENTER	0480-01-035	2007	fewer than 10	fewer than 10	0.0	\$0.00
Onamia Public School District	KOKESH AREA LEARNING CENTER	0480-01-035	2008	10	fewer than 10	0.0	\$0.00
Onamia Public School District	KOKESH AREA LEARNING CENTER	0480-01-035	2009	fewer than 10	fewer than 10	0.0	\$0.00
Onamia Public School District	KOKESH AREA LEARNING CENTER	0480-01-035	2010	10	fewer than 10	0.0	\$0.00
Onamia Public School District	KOKESH AREA LEARNING CENTER	0480-01-035	2011	fewer than 10	fewer than 10	0.0	\$0.00
Onamia Public School District	KOKESH AREA LEARNING CENTER	0480-01-035	2012	fewer than 10	fewer than 10	0.0	\$0.00
Onamia Public School District	KOKESH AREA LEARNING CENTER	0480-01-035	2013	fewer than 10	fewer than 10	0.0	\$0.00
Onamia Public School District	KOKESH AREA LEARNING CENTER	0480-01-035	2014	fewer than 10	fewer than 10	0.0	\$0.00
Onamia Public School District	MILLE LACS ACADEMY (NEXUS)	0480-01-030	2007	fewer than 10	fewer than 10	0.0	\$0.00

Onamia Public School District	MILLE LACS ACADEMY (NEXUS)	0480-01-030	2008	fewer than 10	fewer than 10	0.0	\$0.00
Onamia Public School District	MILLE LACS ACADEMY (NEXUS)	0480-01-030	2009	fewer than 10	fewer than 10	0.0	\$0.00
Onamia Public School District	MILLE LACS ACADEMY (NEXUS)	0480-01-030	2010	fewer than 10	fewer than 10	0.0	\$0.00
Onamia Public School District	MILLE LACS ACADEMY (NEXUS)	0480-01-030	2011	11	fewer than 10	0.0	\$0.00
Onamia Public School District	MILLE LACS ACADEMY (NEXUS)	0480-01-030	2012	fewer than 10	fewer than 10	0.0	\$0.00
Onamia Public School District	MILLE LACS ACADEMY (NEXUS)	0480-01-030	2013	fewer than 10	fewer than 10	0.0	\$0.00
Onamia Public School District	MILLE LACS ACADEMY (NEXUS)	0480-01-030	2014	fewer than 10	fewer than 10	0.0	\$0.00
Onamia Public School District	ONAMIA SECONDARY	0480-01-020	2007	51	13	56.0	\$7,500.00
Onamia Public School District	ONAMIA SECONDARY	0480-01-020	2008	49	fewer than 10	0.0	\$0.00
Onamia Public School District	ONAMIA SECONDARY	0480-01-020	2009	42	fewer than 10	0.0	\$0.00
Onamia Public School District	ONAMIA SECONDARY	0480-01-020	2010	35	fewer than 10	0.0	\$0.00
Onamia Public School District	ONAMIA SECONDARY	0480-01-020	2011	42	10	55.0	\$8,600.00
Onamia Public School District	ONAMIA SECONDARY	0480-01-020	2012	32	fewer than 10	0.0	\$0.00
Onamia Public School District	ONAMIA SECONDARY	0480-01-020	2013	31	fewer than 10	0.0	\$0.00
Onamia Public School District	ONAMIA SECONDARY	0480-01-020	2014	28	fewer than 10	0.0	\$0.00
Orono Public School District	ORONO DISCOVERY CENTER	0278-01-663	2009	fewer than 10	fewer than 10	0.0	\$0.00
Orono Public School District	ORONO DISCOVERY CENTER	0278-01-663	2010	fewer than 10	fewer than 10	0.0	\$0.00
Orono Public School District	ORONO DISCOVERY CENTER	0278-01-663	2011	fewer than 10	fewer than 10	0.0	\$0.00
Orono Public School District	ORONO DISCOVERY CENTER	0278-01-663	2012	fewer than 10	fewer than 10	0.0	\$0.00
Orono Public School District	ORONO DISCOVERY CENTER	0278-01-663	2013	fewer than 10	fewer than 10	0.0	\$0.00
Orono Public School District	ORONO DISCOVERY CENTER	0278-01-663	2014	fewer than 10	fewer than 10	0.0	\$0.00
Orono Public School District	ORONO SENIOR HIGH	0278-01-030	2007	197	11	78.0	\$10,500.00
Orono Public School District	ORONO SENIOR HIGH	0278-01-030	2008	182	14	105.0	\$14,600.00
Orono Public School District	ORONO SENIOR HIGH	0278-01-030	2009	208	25	151.0	\$22,000.00
Orono Public School District	ORONO SENIOR HIGH	0278-01-030	2010	223	21	130.0	\$20,200.00
Orono Public School District	ORONO SENIOR HIGH	0278-01-030	2011	225	14	118.0	\$19,000.00
Orono Public School District	ORONO SENIOR HIGH	0278-01-030	2012	191	fewer than 10	0.0	\$0.00
Orono Public School District	ORONO SENIOR HIGH	0278-01-030	2013	206	10	50.0	\$9,200.00
Orono Public School District	ORONO SENIOR HIGH	0278-01-030	2014	235	fewer than 10	0.0	\$0.00
Ortonville Public Schools	ORTONVILLE SECONDARY	0062-01-020	2007	58	fewer than 10	0.0	\$0.00
Ortonville Public Schools	ORTONVILLE SECONDARY	0062-01-020	2008	60	11	40.0	\$5,900.00
Ortonville Public Schools	ORTONVILLE SECONDARY	0062-01-020	2009	58	fewer than 10	0.0	\$0.00
Ortonville Public Schools	ORTONVILLE SECONDARY	2903-01-020	2010	54	fewer than 10	0.0	\$0.00
Ortonville Public Schools	ORTONVILLE SECONDARY	2903-01-020	2011	53	fewer than 10	0.0	\$0.00
Ortonville Public Schools	ORTONVILLE SECONDARY	2903-01-020	2012	45	fewer than 10	0.0	\$0.00
Ortonville Public Schools	ORTONVILLE SECONDARY	2903-01-020	2013	43	fewer than 10	0.0	\$0.00
Ortonville Public Schools	ORTONVILLE SECONDARY	2903-01-020	2014	50	fewer than 10	0.0	\$0.00
Osakis Public School District	OSAKIS SECONDARY	0213-01-020	2007	53	10	48.0	\$6,300.00
Osakis Public School District	OSAKIS SECONDARY	0213-01-020	2008	52	fewer than 10	0.0	\$0.00
Osakis Public School District	OSAKIS SECONDARY	0213-01-020	2009	64	fewer than 10	0.0	\$0.00
Osakis Public School District	OSAKIS SECONDARY	0213-01-020	2010	58	fewer than 10	0.0	\$0.00
Osakis Public School District	OSAKIS SECONDARY	0213-01-020	2011	55	fewer than 10	0.0	\$0.00
Osakis Public School District	OSAKIS SECONDARY	0213-01-020	2012	67	fewer than 10	0.0	\$0.00
Osakis Public School District	OSAKIS SECONDARY	0213-01-020	2013	55	fewer than 10	0.0	\$0.00
Osakis Public School District	OSAKIS SECONDARY	0213-01-020	2014	78	fewer than 10	0.0	\$0.00

Osseo Public School District	ACHIEVE	0279-01-045	2007	fewer than 10	fewer than 10	0.0	\$0.00
Osseo Public School District	ACHIEVE	0279-01-045	2008	fewer than 10	fewer than 10	0.0	\$0.00
Osseo Public School District	ACHIEVE	0279-01-045	2009	fewer than 10	fewer than 10	0.0	\$0.00
Osseo Public School District	ACHIEVE	0279-01-045	2010	fewer than 10	fewer than 10	0.0	\$0.00
Osseo Public School District	ACHIEVE	0279-01-045	2011	fewer than 10	fewer than 10	0.0	\$0.00
Osseo Public School District	ACHIEVE	0279-01-045	2012	fewer than 10	fewer than 10	0.0	\$0.00
Osseo Public School District	ACHIEVE	0279-01-045	2013	fewer than 10	fewer than 10	0.0	\$0.00
Osseo Public School District	ACHIEVE	0279-01-045	2014	11	fewer than 10	0.0	\$0.00
Osseo Public School District	ALC Credit Recovery	0279-01-701	2014	fewer than 10	fewer than 10	0.0	\$0.00
Osseo Public School District	ALC INDEPENDENT STUDY	0279-01-703	2012	33	fewer than 10	0.0	\$0.00
Osseo Public School District	ALC INDEPENDENT STUDY	0279-01-703	2013	37	fewer than 10	0.0	\$0.00
Osseo Public School District	ALC INDEPENDENT STUDY	0279-01-703	2014	39	fewer than 10	0.0	\$0.00
Osseo Public School District	ALC SENIOR HIGH	0279-01-702	2012	37	fewer than 10	0.0	\$0.00
Osseo Public School District	ALC SENIOR HIGH	0279-01-702	2013	24	fewer than 10	0.0	\$0.00
Osseo Public School District	ALC SENIOR HIGH	0279-01-702	2014	36	fewer than 10	0.0	\$0.00
Osseo Public School District	ALC SR HIGH SUMMER SCHOOL	0279-01-731	2012	fewer than 10	fewer than 10	0.0	\$0.00
Osseo Public School District	ALC SR HIGH SUMMER SCHOOL	0279-01-731	2013	fewer than 10	fewer than 10	0.0	\$0.00
Osseo Public School District	MAPLE GROVE SENIOR HIGH	0279-01-090	2007	545	113	979.0	\$136,100.00
Osseo Public School District	MAPLE GROVE SENIOR HIGH	0279-01-090	2008	584	83	625.0	\$88,700.00
Osseo Public School District	MAPLE GROVE SENIOR HIGH	0279-01-090	2009	522	73	560.0	\$83,400.00
Osseo Public School District	MAPLE GROVE SENIOR HIGH	0279-01-090	2010	558	69	448.0	\$70,700.00
Osseo Public School District	MAPLE GROVE SENIOR HIGH	0279-01-090	2011	513	65	582.0	\$95,000.00
Osseo Public School District	MAPLE GROVE SENIOR HIGH	0279-01-090	2012	495	61	466.0	\$79,800.00
Osseo Public School District	MAPLE GROVE SENIOR HIGH	0279-01-090	2013	484	47	407.0	\$68,700.00
Osseo Public School District	MAPLE GROVE SENIOR HIGH	0279-01-090	2014	532	46	299.0	\$50,900.00
Osseo Public School District	OSSEO SECONDARY TRANSITION CENTER	0279-01-042	2007	31	fewer than 10	0.0	\$0.00
Osseo Public School District	OSSEO SECONDARY TRANSITION CENTER	0279-01-042	2008	34	fewer than 10	0.0	\$0.00
Osseo Public School District	OSSEO SECONDARY TRANSITION CENTER	0279-01-042	2009	46	fewer than 10	0.0	\$0.00
Osseo Public School District	OSSEO SECONDARY TRANSITION CENTER	0279-01-042	2010	25	fewer than 10	0.0	\$0.00
Osseo Public School District	OSSEO SECONDARY TRANSITION CENTER	0279-01-042	2011	27	fewer than 10	0.0	\$0.00
Osseo Public School District	OSSEO SECONDARY TRANSITION CENTER	0279-01-042	2012	21	fewer than 10	0.0	\$0.00
Osseo Public School District	OSSEO SECONDARY TRANSITION CENTER	0279-01-042	2013	23	fewer than 10	0.0	\$0.00
Osseo Public School District	OSSEO SECONDARY TRANSITION CENTER	0279-01-042	2014	28	fewer than 10	0.0	\$0.00
Osseo Public School District	OSSEO SENIOR HIGH	0279-01-032	2007	456	116	946.0	\$131,100.00
Osseo Public School District	OSSEO SENIOR HIGH	0279-01-032	2008	426	124	1,167.0	\$162,700.00
Osseo Public School District	OSSEO SENIOR HIGH	0279-01-032	2009	427	107	972.0	\$143,000.00
Osseo Public School District	OSSEO SENIOR HIGH	0279-01-032	2010	445	106	991.0	\$152,800.00
Osseo Public School District	OSSEO SENIOR HIGH	0279-01-032	2011	387	90	828.0	\$135,400.00
Osseo Public School District	OSSEO SENIOR HIGH	0279-01-032	2012	447	110	985.0	\$162,400.00
Osseo Public School District	OSSEO SENIOR HIGH	0279-01-032	2013	350	84	926.0	\$155,400.00
Osseo Public School District	OSSEO SENIOR HIGH	0279-01-032	2014	359	64	529.0	\$89,300.00
Osseo Public School District	PARK CENTER IB WORLD SCHOOL	0279-01-088	2007	361	100	900.0	\$126,100.00
Osseo Public School District	PARK CENTER IB WORLD SCHOOL	0279-01-088	2008	379	112	1,090.0	\$151,900.00
Osseo Public School District	PARK CENTER IB WORLD SCHOOL	0279-01-088	2009	353	112	1,230.0	\$181,500.00
Osseo Public School District	PARK CENTER IB WORLD SCHOOL	0279-01-088	2010	341	92	1,091.0	\$167,500.00

Osseo Public School District	PARK CENTER IB WORLD SCHOOL	0279-01-088	2011	378	112	1,271.0	\$203,300.00
Osseo Public School District	PARK CENTER IB WORLD SCHOOL	0279-01-088	2012	351	112	1,318.0	\$220,100.00
Osseo Public School District	PARK CENTER IB WORLD SCHOOL	0279-01-088	2013	407	122	1,230.0	\$207,100.00
Osseo Public School District	PARK CENTER IB WORLD SCHOOL	0279-01-088	2014	393	100	937.0	\$155,800.00
Owatonna Public School District	ACTIONS SCHOOL	0761-01-154	2008	fewer than 10	fewer than 10	0.0	\$0.00
Owatonna Public School District	ACTIONS SCHOOL	0761-01-154	2009	fewer than 10	fewer than 10	0.0	\$0.00
Owatonna Public School District	ACTIONS SCHOOL	0761-01-154	2010	fewer than 10	fewer than 10	0.0	\$0.00
Owatonna Public School District	ACTIONS SCHOOL	0761-01-154	2011	fewer than 10	fewer than 10	0.0	\$0.00
Owatonna Public School District	ACTIONS SCHOOL	0761-01-154	2012	fewer than 10	fewer than 10	0.0	\$0.00
Owatonna Public School District	ACTIONS SCHOOL	0761-01-154	2014	fewer than 10	fewer than 10	0.0	\$0.00
Owatonna Public School District	OWATONNA ALC 9-12	0761-01-610	2007	10	fewer than 10	0.0	\$0.00
Owatonna Public School District	OWATONNA ALC 9-12	0761-01-610	2008	10	fewer than 10	0.0	\$0.00
Owatonna Public School District	OWATONNA ALC 9-12	0761-01-610	2009	19	fewer than 10	0.0	\$0.00
Owatonna Public School District	OWATONNA ALC 9-12	0761-01-610	2010	23	fewer than 10	0.0	\$0.00
Owatonna Public School District	OWATONNA ALC 9-12	0761-01-610	2011	28	fewer than 10	0.0	\$0.00
Owatonna Public School District	OWATONNA ALC 9-12	0761-01-610	2012	19	fewer than 10	0.0	\$0.00
Owatonna Public School District	OWATONNA ALC 9-12	0761-01-610	2013	fewer than 10	fewer than 10	0.0	\$0.00
Owatonna Public School District	OWATONNA ALC 9-12	0761-01-610	2014	23	fewer than 10	0.0	\$0.00
Owatonna Public School District	OWATONNA SENIOR HIGH	0761-01-150	2007	354	69	547.0	\$76,300.00
Owatonna Public School District	OWATONNA SENIOR HIGH	0761-01-150	2008	367	70	496.0	\$69,900.00
Owatonna Public School District	OWATONNA SENIOR HIGH	0761-01-150	2009	354	65	463.0	\$69,000.00
Owatonna Public School District	OWATONNA SENIOR HIGH	0761-01-150	2010	342	67	537.0	\$82,300.00
Owatonna Public School District	OWATONNA SENIOR HIGH	0761-01-150	2011	359	44	447.0	\$71,700.00
Owatonna Public School District	OWATONNA SENIOR HIGH	0761-01-150	2012	336	51	369.0	\$62,000.00
Owatonna Public School District	OWATONNA SENIOR HIGH	0761-01-150	2013	340	51	427.0	\$71,300.00
Owatonna Public School District	OWATONNA SENIOR HIGH	0761-01-150	2014	360	30	266.0	\$45,400.00
Owatonna Public School District	OWATONNA SUMMER SCHOOL 9-12	0761-01-605	2008	fewer than 10	fewer than 10	0.0	\$0.00
Owatonna Public School District	OWATONNA SUMMER SCHOOL 9-12	0761-01-605	2009	fewer than 10	fewer than 10	0.0	\$0.00
Owatonna Public School District	OWATONNA SUMMER SCHOOL 9-12	0761-01-605	2011	fewer than 10	fewer than 10	0.0	\$0.00
Owatonna Public School District	OWATONNA SUMMER SCHOOL 9-12	0761-01-605	2013	fewer than 10	fewer than 10	0.0	\$0.00
Owatonna Public School District	OWATONNA SUMMER SCHOOL 9-12	0761-01-605	2014	fewer than 10	fewer than 10	0.0	\$0.00
PACT Charter School	PACT CHARTER SECONDARY	4008-07-030	2007	34	fewer than 10	0.0	\$0.00
PACT Charter School	PACT CHARTER SECONDARY	4008-07-030	2008	40	fewer than 10	0.0	\$0.00
PACT Charter School	PACT CHARTER SECONDARY	4008-07-030	2009	46	fewer than 10	0.0	\$0.00
PACT Charter School	PACT CHARTER SECONDARY	4008-07-030	2010	48	fewer than 10	0.0	\$0.00
PACT Charter School	PACT CHARTER SECONDARY	4008-07-030	2011	43	fewer than 10	0.0	\$0.00
PACT Charter School	PACT CHARTER SECONDARY	4008-07-030	2012	41	fewer than 10	0.0	\$0.00
PACT Charter School	PACT CHARTER SECONDARY	4008-07-030	2013	45	fewer than 10	0.0	\$0.00
PACT Charter School	PACT CHARTER SECONDARY	4008-07-030	2014	42	fewer than 10	0.0	\$0.00
Paladin Academy	PALADIN ACADEMY	4104-07-010	2007	69	fewer than 10	0.0	\$0.00
Paladin Academy	PALADIN ACADEMY	4104-07-010	2008	62	11	60.0	\$7,900.00
Paladin Academy	PALADIN ACADEMY	4104-07-010	2009	24	fewer than 10	0.0	\$0.00
Paladin Academy	PALADIN ACADEMY	4104-07-010	2010	33	fewer than 10	0.0	\$0.00
Paladin Academy	PALADIN ACADEMY	4104-07-010	2011	33	fewer than 10	0.0	\$0.00
Paladin Academy	PALADIN ACADEMY	4104-07-010	2012	47	fewer than 10	0.0	\$0.00

Paladin Academy	PALADIN ACADEMY	4104-07-010	2013	52	fewer than 10	0.0	\$0.00
Paladin Academy	PALADIN ACADEMY	4104-07-010	2014	55	fewer than 10	0.0	\$0.00
Park Rapids Public School District	HEADWATERS EDUC LEARNING PROGRAM	0309-01-090	2007	fewer than 10	fewer than 10	0.0	\$0.00
Park Rapids Public School District	HEADWATERS EDUC LEARNING PROGRAM	0309-01-090	2008	fewer than 10	fewer than 10	0.0	\$0.00
Park Rapids Public School District	HEADWATERS EDUC LEARNING PROGRAM	0309-01-090	2009	fewer than 10	fewer than 10	0.0	\$0.00
Park Rapids Public School District	HEADWATERS EDUC LEARNING PROGRAM	0309-01-090	2010	fewer than 10	fewer than 10	0.0	\$0.00
Park Rapids Public School District	HEADWATERS EDUC LEARNING PROGRAM	0309-01-090	2011	fewer than 10	fewer than 10	0.0	\$0.00
Park Rapids Public School District	HEADWATERS EDUC LEARNING PROGRAM	0309-01-090	2012	fewer than 10	fewer than 10	0.0	\$0.00
Park Rapids Public School District	HEADWATERS EDUC LEARNING PROGRAM	0309-01-090	2013	fewer than 10	fewer than 10	0.0	\$0.00
Park Rapids Public School District	HEADWATERS EDUC LEARNING PROGRAM	0309-01-090	2014	fewer than 10	fewer than 10	0.0	\$0.00
Park Rapids Public School District	PARK RAPIDS SENIOR HIGH	0309-01-060	2007	123	18	91.0	\$13,200.00
Park Rapids Public School District	PARK RAPIDS SENIOR HIGH	0309-01-060	2008	130	19	59.0	\$9,400.00
Park Rapids Public School District	PARK RAPIDS SENIOR HIGH	0309-01-060	2009	94	fewer than 10	0.0	\$0.00
Park Rapids Public School District	PARK RAPIDS SENIOR HIGH	0309-01-060	2010	89	10	45.0	\$6,800.00
Park Rapids Public School District	PARK RAPIDS SENIOR HIGH	0309-01-060	2011	81	12	74.0	\$12,700.00
Park Rapids Public School District	PARK RAPIDS SENIOR HIGH	0309-01-060	2012	91	fewer than 10	0.0	\$0.00
Park Rapids Public School District	PARK RAPIDS SENIOR HIGH	0309-01-060	2013	98	fewer than 10	0.0	\$0.00
Park Rapids Public School District	PARK RAPIDS SENIOR HIGH	0309-01-060	2014	87	fewer than 10	0.0	\$0.00
Parkers Prairie Public School Dist.	PARKERS PRAIRIE SECONDARY	0547-01-020	2007	62	11	65.0	\$8,900.00
Parkers Prairie Public School Dist.	PARKERS PRAIRIE SECONDARY	0547-01-020	2008	40	fewer than 10	0.0	\$0.00
Parkers Prairie Public School Dist.	PARKERS PRAIRIE SECONDARY	0547-01-020	2009	49	fewer than 10	0.0	\$0.00
Parkers Prairie Public School Dist.	PARKERS PRAIRIE SECONDARY	0547-01-020	2010	39	fewer than 10	0.0	\$0.00
Parkers Prairie Public School Dist.	PARKERS PRAIRIE SECONDARY	0547-01-020	2011	47	fewer than 10	0.0	\$0.00
Parkers Prairie Public School Dist.	PARKERS PRAIRIE SECONDARY	0547-01-020	2012	37	fewer than 10	0.0	\$0.00
Parkers Prairie Public School Dist.	PARKERS PRAIRIE SECONDARY	0547-01-020	2013	50	fewer than 10	0.0	\$0.00
Parkers Prairie Public School Dist.	PARKERS PRAIRIE SECONDARY	0547-01-020	2014	38	fewer than 10	0.0	\$0.00
Paynesville Public School District	PAYNESVILLE AREA HIGH SCHOOL	0741-01-020	2007	94	11	73.0	\$9,600.00
Paynesville Public School District	PAYNESVILLE AREA HIGH SCHOOL	0741-01-020	2008	82	fewer than 10	0.0	\$0.00
Paynesville Public School District	PAYNESVILLE AREA HIGH SCHOOL	0741-01-020	2009	83	fewer than 10	0.0	\$0.00
Paynesville Public School District	PAYNESVILLE AREA HIGH SCHOOL	0741-01-020	2010	73	12	73.0	\$11,700.00
Paynesville Public School District	PAYNESVILLE AREA HIGH SCHOOL	0741-01-020	2011	73	20	130.0	\$21,500.00
Paynesville Public School District	PAYNESVILLE AREA HIGH SCHOOL	0741-01-020	2012	64	11	76.0	\$12,800.00
Paynesville Public School District	PAYNESVILLE AREA HIGH SCHOOL	0741-01-020	2013	74	13	75.0	\$12,100.00
Paynesville Public School District	PAYNESVILLE AREA HIGH SCHOOL	0741-01-020	2014	71	10	67.0	\$11,200.00
Pelican Rapids Public School Dist.	PELICAN RAPIDS ALT LEARNING CENTER	0548-01-050	2013	fewer than 10	fewer than 10	0.0	\$0.00
Pelican Rapids Public School Dist.	PELICAN RAPIDS ALTERNATIVE PROGRAM	0548-01-030	2011	fewer than 10	fewer than 10	0.0	\$0.00
Pelican Rapids Public School Dist.	PELICAN RAPIDS SECONDARY	0548-01-020	2007	105	20	109.0	\$14,900.00
Pelican Rapids Public School Dist.	PELICAN RAPIDS SECONDARY	0548-01-020	2008	83	20	96.0	\$13,600.00
Pelican Rapids Public School Dist.	PELICAN RAPIDS SECONDARY	0548-01-020	2009	79	19	212.0	\$30,400.00
Pelican Rapids Public School Dist.	PELICAN RAPIDS SECONDARY	0548-01-020	2010	81	16	171.0	\$25,800.00
Pelican Rapids Public School Dist.	PELICAN RAPIDS SECONDARY	0548-01-020	2011	78	10	81.0	\$12,700.00
Pelican Rapids Public School Dist.	PELICAN RAPIDS SECONDARY	0548-01-020	2012	69	14	96.0	\$16,200.00
Pelican Rapids Public School Dist.	PELICAN RAPIDS SECONDARY	0548-01-020	2013	62	11	76.0	\$13,300.00
Pelican Rapids Public School Dist.	PELICAN RAPIDS SECONDARY	0548-01-020	2014	68	13	117.0	\$18,800.00
Pequot Lakes Public Schools	PEQUOT LAKES SENIOR HIGH	0186-01-020	2007	96	15	67.0	\$9,500.00

Pequot Lakes Public Schools	PEQUOT LAKES SENIOR HIGH	0186-01-020	2008	135	21	124.0	\$17,100.00
Pequot Lakes Public Schools	PEQUOT LAKES SENIOR HIGH	0186-01-020	2009	111	18	98.0	\$15,800.00
Pequot Lakes Public Schools	PEQUOT LAKES SENIOR HIGH	0186-01-020	2011	92	fewer than 10	0.0	\$0.00
Pequot Lakes Public Schools	PEQUOT LAKES SENIOR HIGH	0186-01-020	2012	123	fewer than 10	0.0	\$0.00
Pequot Lakes Public Schools	PEQUOT LAKES SENIOR HIGH	0186-01-020	2013	118	fewer than 10	0.0	\$0.00
Pequot Lakes Public Schools	PEQUOT LAKES SENIOR HIGH	0186-01-020	2014	106	fewer than 10	0.0	\$0.00
Perham-Dent Public School District	PERHAM AREA LEARNING CENTER	0549-01-080	2007	19	fewer than 10	0.0	\$0.00
Perham-Dent Public School District	PERHAM AREA LEARNING CENTER	0549-01-080	2008	12	fewer than 10	0.0	\$0.00
Perham-Dent Public School District	PERHAM AREA LEARNING CENTER	0549-01-080	2009	10	fewer than 10	0.0	\$0.00
Perham-Dent Public School District	PERHAM AREA LEARNING CENTER	0549-01-080	2010	10	fewer than 10	0.0	\$0.00
Perham-Dent Public School District	PERHAM AREA LEARNING CENTER	0549-01-080	2011	14	fewer than 10	0.0	\$0.00
Perham-Dent Public School District	PERHAM AREA LEARNING CENTER	0549-01-080	2012	13	fewer than 10	0.0	\$0.00
Perham-Dent Public School District	PERHAM AREA LEARNING CENTER	0549-01-080	2013	18	fewer than 10	0.0	\$0.00
Perham-Dent Public School District	PERHAM AREA LEARNING CENTER	0549-01-080	2014	fewer than 10	fewer than 10	0.0	\$0.00
Perham-Dent Public School District	PERHAM SENIOR HIGH	0549-01-030	2007	142	19	67.0	\$9,700.00
Perham-Dent Public School District	PERHAM SENIOR HIGH	0549-01-030	2008	126	15	57.0	\$8,100.00
Perham-Dent Public School District	PERHAM SENIOR HIGH	0549-01-030	2009	116	21	98.0	\$14,900.00
Perham-Dent Public School District	PERHAM SENIOR HIGH	0549-01-030	2010	121	11	66.0	\$11,000.00
Perham-Dent Public School District	PERHAM SENIOR HIGH	0549-01-030	2011	114	12	56.0	\$9,100.00
Perham-Dent Public School District	PERHAM SENIOR HIGH	0549-01-030	2012	100	13	76.0	\$13,100.00
Perham-Dent Public School District	PERHAM SENIOR HIGH	0549-01-030	2013	105	10	60.0	\$9,600.00
Perham-Dent Public School District	PERHAM SENIOR HIGH	0549-01-030	2014	98	fewer than 10	0.0	\$0.00
Perpich Center For Arts Education	PERPICH CENTER FOR ARTS EDUCATION	1000-70-010	2007	146	12	76.0	\$10,300.00
Perpich Center For Arts Education	PERPICH CENTER FOR ARTS EDUCATION	1000-70-010	2008	128	10	81.0	\$11,800.00
Perpich Center For Arts Education	PERPICH CENTER FOR ARTS EDUCATION	1000-70-010	2009	143	fewer than 10	0.0	\$0.00
Perpich Center For Arts Education	PERPICH CENTER FOR ARTS EDUCATION	1000-70-010	2010	138	fewer than 10	0.0	\$0.00
Perpich Center For Arts Education	PERPICH CENTER FOR ARTS EDUCATION	1000-70-010	2011	135	12	118.0	\$18,700.00
Perpich Center For Arts Education	PERPICH CENTER FOR ARTS EDUCATION	1000-70-010	2012	152	fewer than 10	0.0	\$0.00
Perpich Center For Arts Education	PERPICH CENTER FOR ARTS EDUCATION	1000-70-010	2013	144	fewer than 10	0.0	\$0.00
Perpich Center For Arts Education	PERPICH CENTER FOR ARTS EDUCATION	1000-70-010	2014	132	fewer than 10	0.0	\$0.00
Pierz Public School District	HEALY SECONDARY	0484-01-030	2007	71	fewer than 10	0.0	\$0.00
Pierz Public School District	HEALY SECONDARY	0484-01-030	2008	99	fewer than 10	0.0	\$0.00
Pierz Public School District	HEALY SECONDARY	0484-01-030	2009	77	12	78.0	\$11,400.00
Pierz Public School District	HEALY SECONDARY	0484-01-030	2010	82	15	118.0	\$18,000.00
Pierz Public School District	HEALY SECONDARY	0484-01-030	2011	75	fewer than 10	0.0	\$0.00
Pierz Public School District	HEALY SECONDARY	0484-01-030	2012	78	fewer than 10	0.0	\$0.00
Pierz Public School District	HEALY SECONDARY	0484-01-030	2013	86	fewer than 10	0.0	\$0.00
Pierz Public School District	HEALY SECONDARY	0484-01-030	2014	83	10	35.0	\$6,300.00
Pierz Public School District	PIERZ ALTERNATIVE PROGRAM	0484-01-040	2008	fewer than 10	fewer than 10	0.0	\$0.00
Pierz Public School District	PIERZ ALTERNATIVE PROGRAM	0484-01-040	2009	fewer than 10	fewer than 10	0.0	\$0.00
Pierz Public School District	PIERZ ALTERNATIVE PROGRAM	0484-01-040	2012	fewer than 10	fewer than 10	0.0	\$0.00
Pierz Public School District	PIERZ ALTERNATIVE PROGRAM	0484-01-040	2014	fewer than 10	fewer than 10	0.0	\$0.00
Pillager Area Charter School	PILLAGER AREA CHARTER SCHOOL	4080-07-010	2007	12	fewer than 10	0.0	\$0.00
Pillager Area Charter School	PILLAGER AREA CHARTER SCHOOL	4080-07-010	2008	13	fewer than 10	0.0	\$0.00
Pillager Area Charter School	PILLAGER AREA CHARTER SCHOOL	4080-07-010	2009	11	fewer than 10	0.0	\$0.00

Pillager Area Charter School	PILLAGER AREA CHARTER SCHOOL	4080-07-010	2010	11	fewer than 10	0.0	\$0.00
Pillager Area Charter School	PILLAGER AREA CHARTER SCHOOL	4080-07-010	2011	fewer than 10	fewer than 10	0.0	\$0.00
Pillager Area Charter School	PILLAGER AREA CHARTER SCHOOL	4080-07-010	2012	fewer than 10	fewer than 10	0.0	\$0.00
Pillager Area Charter School	PILLAGER AREA CHARTER SCHOOL	4080-07-010	2013	fewer than 10	fewer than 10	0.0	\$0.00
Pillager Area Charter School	PILLAGER AREA CHARTER SCHOOL	4080-07-010	2014	11	fewer than 10	0.0	\$0.00
Pillager Public School District	PILLAGER SECONDARY	0116-01-020	2007	61	fewer than 10	0.0	\$0.00
Pillager Public School District	PILLAGER SECONDARY	0116-01-020	2008	54	10	56.0	\$7,600.00
Pillager Public School District	PILLAGER SECONDARY	0116-01-020	2009	58	fewer than 10	0.0	\$0.00
Pillager Public School District	PILLAGER SECONDARY	0116-01-020	2010	54	fewer than 10	0.0	\$0.00
Pillager Public School District	PILLAGER SECONDARY	0116-01-020	2011	54	12	69.0	\$11,900.00
Pillager Public School District	PILLAGER SECONDARY	0116-01-020	2012	58	fewer than 10	0.0	\$0.00
Pillager Public School District	PILLAGER SECONDARY	0116-01-020	2013	54	fewer than 10	0.0	\$0.00
Pillager Public School District	PILLAGER SECONDARY	0116-01-020	2014	55	fewer than 10	0.0	\$0.00
Pine City Public School District	PINE CITY AREA LEARNING CENTER	0578-01-692	2007	22	fewer than 10	0.0	\$0.00
Pine City Public School District	PINE CITY AREA LEARNING CENTER	0578-01-692	2008	19	fewer than 10	0.0	\$0.00
Pine City Public School District	PINE CITY AREA LEARNING CENTER	0578-01-692	2009	28	fewer than 10	0.0	\$0.00
Pine City Public School District	PINE CITY AREA LEARNING CENTER	0578-01-692	2010	21	fewer than 10	0.0	\$0.00
Pine City Public School District	PINE CITY AREA LEARNING CENTER	0578-01-692	2011	15	fewer than 10	0.0	\$0.00
Pine City Public School District	PINE CITY AREA LEARNING CENTER	0578-01-692	2012	14	fewer than 10	0.0	\$0.00
Pine City Public School District	PINE CITY AREA LEARNING CENTER	0578-01-692	2013	12	fewer than 10	0.0	\$0.00
Pine City Public School District	PINE CITY AREA LEARNING CENTER	0578-01-692	2014	12	fewer than 10	0.0	\$0.00
Pine City Public School District	PINE CITY SECONDARY	0578-01-020	2007	124	22	168.0	\$21,900.00
Pine City Public School District	PINE CITY SECONDARY	0578-01-020	2008	115	22	133.0	\$18,200.00
Pine City Public School District	PINE CITY SECONDARY	0578-01-020	2009	114	15	127.0	\$17,100.00
Pine City Public School District	PINE CITY SECONDARY	0578-01-020	2010	101	26	179.0	\$25,700.00
Pine City Public School District	PINE CITY SECONDARY	0578-01-020	2011	116	15	117.0	\$18,000.00
Pine City Public School District	PINE CITY SECONDARY	0578-01-020	2012	109	23	180.0	\$28,200.00
Pine City Public School District	PINE CITY SECONDARY	0578-01-020	2013	99	fewer than 10	0.0	\$0.00
Pine City Public School District	PINE CITY SECONDARY	0578-01-020	2014	93	13	58.0	\$9,100.00
Pine Island Public School Dist.	PINE ISLAND SECONDARY	0255-01-020	2007	85	16	118.0	\$16,400.00
Pine Island Public School Dist.	PINE ISLAND SECONDARY	0255-01-020	2008	85	17	107.0	\$15,100.00
Pine Island Public School Dist.	PINE ISLAND SECONDARY	0255-01-020	2009	93	18	154.0	\$22,700.00
Pine Island Public School Dist.	PINE ISLAND SECONDARY	0255-01-020	2010	69	14	109.0	\$16,500.00
Pine Island Public School Dist.	PINE ISLAND SECONDARY	0255-01-020	2011	82	11	122.0	\$19,500.00
Pine Island Public School Dist.	PINE ISLAND SECONDARY	0255-01-020	2012	76	16	141.0	\$23,100.00
Pine Island Public School Dist.	PINE ISLAND SECONDARY	0255-01-020	2013	92	12	85.0	\$13,900.00
Pine Island Public School Dist.	PINE ISLAND SECONDARY	0255-01-020	2014	73	fewer than 10	0.0	\$0.00
Pine River-Backus School District	PINE RIVER-BACKUS AREA LEARNING CTR	2174-01-030	2007	55	fewer than 10	0.0	\$0.00
Pine River-Backus School District	PINE RIVER-BACKUS AREA LEARNING CTR	2174-01-030	2008	29	fewer than 10	0.0	\$0.00
Pine River-Backus School District	PINE RIVER-BACKUS AREA LEARNING CTR	2174-01-030	2009	31	fewer than 10	0.0	\$0.00
Pine River-Backus School District	PINE RIVER-BACKUS AREA LEARNING CTR	2174-01-030	2010	19	fewer than 10	0.0	\$0.00
Pine River-Backus School District	PINE RIVER-BACKUS AREA LEARNING CTR	2174-01-030	2011	11	fewer than 10	0.0	\$0.00
Pine River-Backus School District	PINE RIVER-BACKUS AREA LEARNING CTR	2174-01-030	2012	11	fewer than 10	0.0	\$0.00
Pine River-Backus School District	PINE RIVER-BACKUS AREA LEARNING CTR	2174-01-030	2013	36	fewer than 10	0.0	\$0.00
Pine River-Backus School District	PINE RIVER-BACKUS AREA LEARNING CTR	2174-01-030	2014	19	fewer than 10	0.0	\$0.00

Pine River-Backus School District	PINE RIVER-BACKUS HIGH SCHOOL	2174-01-020	2007	65	fewer than 10	0.0	\$0.00
Pine River-Backus School District	PINE RIVER-BACKUS HIGH SCHOOL	2174-01-020	2008	80	10	55.0	\$7,600.00
Pine River-Backus School District	PINE RIVER-BACKUS HIGH SCHOOL	2174-01-020	2009	53	fewer than 10	0.0	\$0.00
Pine River-Backus School District	PINE RIVER-BACKUS HIGH SCHOOL	2174-01-020	2010	63	fewer than 10	0.0	\$0.00
Pine River-Backus School District	PINE RIVER-BACKUS HIGH SCHOOL	2174-01-020	2011	53	10	44.0	\$7,400.00
Pine River-Backus School District	PINE RIVER-BACKUS HIGH SCHOOL	2174-01-020	2012	49	fewer than 10	0.0	\$0.00
Pine River-Backus School District	PINE RIVER-BACKUS HIGH SCHOOL	2174-01-020	2013	55	fewer than 10	0.0	\$0.00
Pine River-Backus School District	PINE RIVER-BACKUS HIGH SCHOOL	2174-01-020	2014	55	11	73.0	\$12,100.00
Pipestone Area School District	PIPESTONE SENIOR HIGH	2689-01-008	2007	105	11	51.0	\$7,300.00
Pipestone Area School District	PIPESTONE SENIOR HIGH	2689-01-008	2008	81	11	38.0	\$5,700.00
Pipestone Area School District	PIPESTONE SENIOR HIGH	2689-01-008	2009	79	fewer than 10	0.0	\$0.00
Pipestone Area School District	PIPESTONE SENIOR HIGH	2689-01-008	2010	95	fewer than 10	0.0	\$0.00
Pipestone Area School District	PIPESTONE SENIOR HIGH	2689-01-008	2011	90	fewer than 10	0.0	\$0.00
Pipestone Area School District	PIPESTONE SENIOR HIGH	2689-01-008	2012	85	fewer than 10	0.0	\$0.00
Pipestone Area School District	PIPESTONE SENIOR HIGH	2689-01-008	2013	68	fewer than 10	0.0	\$0.00
Pipestone Area School District	PIPESTONE SENIOR HIGH	2689-01-008	2014	79	fewer than 10	0.0	\$0.00
Plainview-Elgin-Millville	PLAINVIEW-ELGIN-MILLVILLE HIGH	2899-01-040	2007	114	21	234.0	\$31,800.00
Plainview-Elgin-Millville	PLAINVIEW-ELGIN-MILLVILLE HIGH	2899-01-040	2008	109	29	242.0	\$34,200.00
Plainview-Elgin-Millville	PLAINVIEW-ELGIN-MILLVILLE HIGH	2899-01-040	2009	144	42	414.0	\$61,100.00
Plainview-Elgin-Millville	PLAINVIEW-ELGIN-MILLVILLE HIGH	2899-01-040	2010	119	34	268.0	\$41,400.00
Plainview-Elgin-Millville	PLAINVIEW-ELGIN-MILLVILLE HIGH	2899-01-040	2011	110	16	170.0	\$27,100.00
Plainview-Elgin-Millville	PLAINVIEW-ELGIN-MILLVILLE HIGH	2899-01-040	2012	118	24	208.0	\$34,500.00
Plainview-Elgin-Millville	PLAINVIEW-ELGIN-MILLVILLE HIGH	2899-01-040	2013	121	18	155.0	\$26,400.00
Plainview-Elgin-Millville	PLAINVIEW-ELGIN-MILLVILLE HIGH	2899-01-040	2014	122	16	154.0	\$25,500.00
Prairie Seeds Academy	PRAIRIE SEEDS ACADEMY	4126-07-010	2011	20	fewer than 10	0.0	\$0.00
Prairie Seeds Academy	PRAIRIE SEEDS ACADEMY	4126-07-010	2012	46	22	323.0	\$54,000.00
Prairie Seeds Academy	PRAIRIE SEEDS ACADEMY	4126-07-010	2013	45	17	191.0	\$31,900.00
Prairie Seeds Academy	PRAIRIE SEEDS ACADEMY	4126-07-010	2014	59	12	69.0	\$11,800.00
Prestige Academy Charter School	ASCENSION ACADEMY CHARTER SCHOOL	4114-07-010	2007	fewer than 10	fewer than 10	0.0	\$0.00
Prestige Academy Charter School	ASCENSION ACADEMY CHARTER SCHOOL	4114-07-010	2008	19	10	102.0	\$14,300.00
Prestige Academy Charter School	ASCENSION ACADEMY CHARTER SCHOOL	4114-07-010	2009	20	10	173.0	\$24,600.00
Prestige Academy Charter School	ASCENSION ACADEMY CHARTER SCHOOL	4114-07-010	2010	21	11	140.0	\$20,900.00
Prestige Academy Charter School	ASCENSION ACADEMY CHARTER SCHOOL	4114-07-010	2011	19	fewer than 10	0.0	\$0.00
Princeton Public School District	PRINCETON SENIOR HIGH	0477-01-030	2007	216	49	268.0	\$35,000.00
Princeton Public School District	PRINCETON SENIOR HIGH	0477-01-030	2008	223	38	246.0	\$33,000.00
Princeton Public School District	PRINCETON SENIOR HIGH	0477-01-030	2009	235	33	223.0	\$30,200.00
Princeton Public School District	PRINCETON SENIOR HIGH	0477-01-030	2010	233	49	381.0	\$56,000.00
Princeton Public School District	PRINCETON SENIOR HIGH	0477-01-030	2011	231	42	282.0	\$43,000.00
Princeton Public School District	PRINCETON SENIOR HIGH	0477-01-030	2012	235	36	215.0	\$36,400.00
Princeton Public School District	PRINCETON SENIOR HIGH	0477-01-030	2013	210	33	237.0	\$39,400.00
Princeton Public School District	PRINCETON SENIOR HIGH	0477-01-030	2014	226	42	261.0	\$44,000.00
Prinsburg Public School District	PRINSBURG SCHOOL RECORD	0815-02-010	2007	fewer than 10	fewer than 10	0.0	\$0.00
Prinsburg Public School District	PRINSBURG SCHOOL RECORD	0815-02-010	2009	fewer than 10	fewer than 10	0.0	\$0.00
Prinsburg Public School District	PRINSBURG SCHOOL RECORD	0815-02-010	2010	fewer than 10	fewer than 10	0.0	\$0.00
Prinsburg Public School District	PRINSBURG SCHOOL RECORD	0815-02-010	2011	fewer than 10	fewer than 10	0.0	\$0.00

Prinsburg Public School District	PRINSBURG SCHOOL RECORD	0815-02-010	2014	fewer than 10	fewer than 10	0.0	\$0.00
Prior Lake-Savage Area Schools	PRIOR LAKE HIGH SCHOOL	0719-01-030	2007	402	56	328.0	\$46,400.00
Prior Lake-Savage Area Schools	PRIOR LAKE HIGH SCHOOL	0719-01-030	2008	406	60	523.0	\$72,600.00
Prior Lake-Savage Area Schools	PRIOR LAKE HIGH SCHOOL	0719-01-030	2009	404	44	417.0	\$60,000.00
Prior Lake-Savage Area Schools	PRIOR LAKE HIGH SCHOOL	0719-01-030	2010	457	65	501.0	\$77,700.00
Prior Lake-Savage Area Schools	PRIOR LAKE HIGH SCHOOL	0719-01-030	2011	450	44	362.0	\$60,100.00
Prior Lake-Savage Area Schools	PRIOR LAKE HIGH SCHOOL	0719-01-030	2012	482	37	261.0	\$42,700.00
Prior Lake-Savage Area Schools	PRIOR LAKE HIGH SCHOOL	0719-01-030	2013	493	45	323.0	\$54,800.00
Prior Lake-Savage Area Schools	PRIOR LAKE HIGH SCHOOL	0719-01-030	2014	558	26	195.0	\$32,600.00
Prior Lake-Savage Area Schools	PRIOR LAKE-SAVAGE AREA ALC	0719-01-034	2010	fewer than 10	fewer than 10	0.0	\$0.00
Prior Lake-Savage Area Schools	PRIOR LAKE-SAVAGE AREA ALC	0719-01-034	2011	22	fewer than 10	0.0	\$0.00
Prior Lake-Savage Area Schools	PRIOR LAKE-SAVAGE AREA ALC	0719-01-034	2012	29	fewer than 10	0.0	\$0.00
Prior Lake-Savage Area Schools	PRIOR LAKE-SAVAGE AREA ALC	0719-01-034	2013	40	fewer than 10	0.0	\$0.00
Prior Lake-Savage Area Schools	PRIOR LAKE-SAVAGE AREA ALC	0719-01-034	2014	29	fewer than 10	0.0	\$0.00
Proctor Public School District	N.E. REGIONAL CORRECTION CNTR.	0704-01-900	2008	fewer than 10	fewer than 10	0.0	\$0.00
Proctor Public School District	N.E. REGIONAL CORRECTION CNTR.	0704-01-900	2011	fewer than 10	fewer than 10	0.0	\$0.00
Proctor Public School District	N.E. REGIONAL CORRECTION CNTR.	0704-01-900	2012	fewer than 10	fewer than 10	0.0	\$0.00
Proctor Public School District	N.E. REGIONAL CORRECTION CNTR.	0704-01-900	2014	fewer than 10	fewer than 10	0.0	\$0.00
Proctor Public School District	PROCTOR SENIOR HIGH	0704-01-001	2007	124	22	183.0	\$22,600.00
Proctor Public School District	PROCTOR SENIOR HIGH	0704-01-001	2008	133	33	247.0	\$31,300.00
Proctor Public School District	PROCTOR SENIOR HIGH	0704-01-001	2009	123	22	177.0	\$22,900.00
Proctor Public School District	PROCTOR SENIOR HIGH	0704-01-001	2010	136	25	204.0	\$28,700.00
Proctor Public School District	PROCTOR SENIOR HIGH	0704-01-001	2011	111	22	142.0	\$20,900.00
Proctor Public School District	PROCTOR SENIOR HIGH	0704-01-001	2012	122	21	149.0	\$22,400.00
Proctor Public School District	PROCTOR SENIOR HIGH	0704-01-001	2013	115	15	128.0	\$19,200.00
Proctor Public School District	PROCTOR SENIOR HIGH	0704-01-001	2014	108	12	102.0	\$15,400.00
Quest Academy	QUEST ACADEMY	4182-07-010	2009	fewer than 10	fewer than 10	0.0	\$0.00
Quest Academy	QUEST ACADEMY	4182-07-010	2010	fewer than 10	fewer than 10	0.0	\$0.00
Quest Academy	QUEST ACADEMY	4182-07-010	2011	fewer than 10	fewer than 10	0.0	\$0.00
Quest Academy	QUEST ACADEMY	4182-07-010	2012	fewer than 10	fewer than 10	0.0	\$0.00
Quest Academy	QUEST ACADEMY	4182-07-010	2013	fewer than 10	fewer than 10	0.0	\$0.00
Randolph Public School District	RANDOLPH SECONDARY	0195-01-020	2007	41	fewer than 10	0.0	\$0.00
Randolph Public School District	RANDOLPH SECONDARY	0195-01-020	2008	41	fewer than 10	0.0	\$0.00
Randolph Public School District	RANDOLPH SECONDARY	0195-01-020	2009	33	fewer than 10	0.0	\$0.00
Randolph Public School District	RANDOLPH SECONDARY	0195-01-020	2010	37	fewer than 10	0.0	\$0.00
Randolph Public School District	RANDOLPH SECONDARY	0195-01-020	2011	40	10	119.0	\$18,800.00
Randolph Public School District	RANDOLPH SECONDARY	0195-01-020	2012	41	fewer than 10	0.0	\$0.00
Randolph Public School District	RANDOLPH SECONDARY	0195-01-020	2013	43	fewer than 10	0.0	\$0.00
Randolph Public School District	RANDOLPH SECONDARY	0195-01-020	2014	28	fewer than 10	0.0	\$0.00
Red Lake County Central Public Schools	RED LAKE COUNTY CENTRAL HIGH SCHOOL	2906-01-020	2014	22	fewer than 10	0.0	\$0.00
Red Lake Falls Public School Dist.	LAFAYETTE SECONDARY	0630-01-020	2007	28	fewer than 10	0.0	\$0.00
Red Lake Falls Public School Dist.	LAFAYETTE SECONDARY	0630-01-020	2008	28	10	51.0	\$7,600.00
Red Lake Falls Public School Dist.	LAFAYETTE SECONDARY	0630-01-020	2009	39	fewer than 10	0.0	\$0.00
Red Lake Falls Public School Dist.	LAFAYETTE SECONDARY	0630-01-020	2010	29	fewer than 10	0.0	\$0.00
Red Lake Falls Public School Dist.	LAFAYETTE SECONDARY	0630-01-020	2011	30	fewer than 10	0.0	\$0.00

Red Lake Falls Public School Dist.	LAFAYETTE SECONDARY	0630-01-020	2012	26	fewer than 10	0.0	\$0.00
Red Lake Falls Public School Dist.	LAFAYETTE SECONDARY	0630-01-020	2013	29	fewer than 10	0.0	\$0.00
Red Lake Falls Public School Dist.	LAFAYETTE SECONDARY	0630-01-020	2014	30	fewer than 10	0.0	\$0.00
Red Lake Public School District	RED LAKE ALTERNATIVE LEARNING	0038-01-035	2007	42	fewer than 10	0.0	\$0.00
Red Lake Public School District	RED LAKE ALTERNATIVE LEARNING	0038-01-035	2008	fewer than 10	fewer than 10	0.0	\$0.00
Red Lake Public School District	RED LAKE ALTERNATIVE LEARNING	0038-01-035	2009	fewer than 10	fewer than 10	0.0	\$0.00
Red Lake Public School District	RED LAKE ALTERNATIVE LEARNING	0038-01-035	2010	fewer than 10	fewer than 10	0.0	\$0.00
Red Lake Public School District	RED LAKE ALTERNATIVE LEARNING	0038-01-035	2011	fewer than 10	fewer than 10	0.0	\$0.00
Red Lake Public School District	RED LAKE ALTERNATIVE LEARNING	0038-01-035	2012	fewer than 10	fewer than 10	0.0	\$0.00
Red Lake Public School District	RED LAKE ALTERNATIVE LEARNING	0038-01-035	2013	fewer than 10	fewer than 10	0.0	\$0.00
Red Lake Public School District	RED LAKE ALTERNATIVE LEARNING	0038-01-035	2014	fewer than 10	fewer than 10	0.0	\$0.00
Red Lake Public School District	RED LAKE SECONDARY	0038-01-030	2007	26	fewer than 10	0.0	\$0.00
Red Lake Public School District	RED LAKE SECONDARY	0038-01-030	2008	22	fewer than 10	0.0	\$0.00
Red Lake Public School District	RED LAKE SECONDARY	0038-01-030	2009	21	fewer than 10	0.0	\$0.00
Red Lake Public School District	RED LAKE SECONDARY	0038-01-030	2010	29	fewer than 10	0.0	\$0.00
Red Lake Public School District	RED LAKE SECONDARY	0038-01-030	2011	11	fewer than 10	0.0	\$0.00
Red Lake Public School District	RED LAKE SECONDARY	0038-01-030	2012	22	fewer than 10	0.0	\$0.00
Red Lake Public School District	RED LAKE SECONDARY	0038-01-030	2013	31	fewer than 10	0.0	\$0.00
Red Lake Public School District	RED LAKE SECONDARY	0038-01-030	2014	24	fewer than 10	0.0	\$0.00
Red Rock Central School District	RED ROCK CENTRAL SECONDARY	2884-01-020	2007	35	fewer than 10	0.0	\$0.00
Red Rock Central School District	RED ROCK CENTRAL SECONDARY	2884-01-020	2008	43	fewer than 10	0.0	\$0.00
Red Rock Central School District	RED ROCK CENTRAL SECONDARY	2884-01-020	2009	30	fewer than 10	0.0	\$0.00
Red Rock Central School District	RED ROCK CENTRAL SECONDARY	2884-01-020	2010	41	fewer than 10	0.0	\$0.00
Red Rock Central School District	RED ROCK CENTRAL SECONDARY	2884-01-020	2011	36	fewer than 10	0.0	\$0.00
Red Rock Central School District	RED ROCK CENTRAL SECONDARY	2884-01-020	2012	31	fewer than 10	0.0	\$0.00
Red Rock Central School District	RED ROCK CENTRAL SECONDARY	2884-01-020	2013	37	fewer than 10	0.0	\$0.00
Red Rock Central School District	RED ROCK CENTRAL SECONDARY	2884-01-020	2014	31	fewer than 10	0.0	\$0.00
Red Wing Public School District	RED WING AREA LEARNING CENTER	0256-01-543	2007	fewer than 10	fewer than 10	0.0	\$0.00
Red Wing Public School District	RED WING AREA LEARNING CENTER	0256-01-543	2008	fewer than 10	fewer than 10	0.0	\$0.00
Red Wing Public School District	RED WING AREA LEARNING CENTER	0256-01-543	2009	fewer than 10	fewer than 10	0.0	\$0.00
Red Wing Public School District	RED WING AREA LEARNING CENTER	0256-01-543	2010	10	fewer than 10	0.0	\$0.00
Red Wing Public School District	RED WING AREA LEARNING CENTER	0256-01-543	2011	fewer than 10	fewer than 10	0.0	\$0.00
Red Wing Public School District	RED WING AREA LEARNING CENTER	0256-01-543	2012	fewer than 10	fewer than 10	0.0	\$0.00
Red Wing Public School District	RED WING AREA LEARNING CENTER	0256-01-543	2013	fewer than 10	fewer than 10	0.0	\$0.00
Red Wing Public School District	RED WING SENIOR HIGH	0256-01-108	2007	199	20	204.0	\$28,900.00
Red Wing Public School District	RED WING SENIOR HIGH	0256-01-108	2008	209	27	209.0	\$29,100.00
Red Wing Public School District	RED WING SENIOR HIGH	0256-01-108	2009	190	24	190.0	\$28,100.00
Red Wing Public School District	RED WING SENIOR HIGH	0256-01-108	2010	183	29	229.0	\$35,300.00
Red Wing Public School District	RED WING SENIOR HIGH	0256-01-108	2011	190	29	251.0	\$41,300.00
Red Wing Public School District	RED WING SENIOR HIGH	0256-01-108	2012	196	40	320.0	\$54,100.00
Red Wing Public School District	RED WING SENIOR HIGH	0256-01-108	2013	160	18	102.0	\$17,700.00
Red Wing Public School District	RED WING SENIOR HIGH	0256-01-108	2014	186	22	154.0	\$27,000.00
Red Wing Public School District	TOWER VIEW OPPORTUNITY PROGRAM ALC	0256-01-107	2007	21	fewer than 10	0.0	\$0.00
Red Wing Public School District	TOWER VIEW OPPORTUNITY PROGRAM ALC	0256-01-107	2008	25	fewer than 10	0.0	\$0.00
Red Wing Public School District	TOWER VIEW OPPORTUNITY PROGRAM ALC	0256-01-107	2009	30	fewer than 10	0.0	\$0.00

Red Wing Public School District	TOWER VIEW OPPORTUNITY PROGRAM ALC	0256-01-107	2010	21	fewer than 10	0.0	\$0.00
Red Wing Public School District	TOWER VIEW OPPORTUNITY PROGRAM ALC	0256-01-107	2011	27	fewer than 10	0.0	\$0.00
Red Wing Public School District	TOWER VIEW OPPORTUNITY PROGRAM ALC	0256-01-107	2012	26	fewer than 10	0.0	\$0.00
Red Wing Public School District	TOWER VIEW OPPORTUNITY PROGRAM ALC	0256-01-107	2013	36	10	77.0	\$12,700.00
Redwood Area School District	REDWOOD VALLEY ALTERNATIVE	2897-01-004	2009	fewer than 10	fewer than 10	0.0	\$0.00
Redwood Area School District	REDWOOD VALLEY ALTERNATIVE	2897-01-004	2010	fewer than 10	fewer than 10	0.0	\$0.00
Redwood Area School District	REDWOOD VALLEY SENIOR HIGH	2897-01-001	2007	89	15	68.0	\$10,600.00
Redwood Area School District	REDWOOD VALLEY SENIOR HIGH	2897-01-001	2008	93	12	49.0	\$6,800.00
Redwood Area School District	REDWOOD VALLEY SENIOR HIGH	2897-01-001	2009	97	13	87.0	\$13,400.00
Redwood Area School District	REDWOOD VALLEY SENIOR HIGH	2897-01-001	2010	89	14	103.0	\$17,300.00
Redwood Area School District	REDWOOD VALLEY SENIOR HIGH	2897-01-001	2011	104	22	117.0	\$20,900.00
Redwood Area School District	REDWOOD VALLEY SENIOR HIGH	2897-01-001	2012	84	17	107.0	\$19,400.00
Redwood Area School District	REDWOOD VALLEY SENIOR HIGH	2897-01-001	2013	89	17	126.0	\$21,900.00
Redwood Area School District	REDWOOD VALLEY SENIOR HIGH	2897-01-001	2014	80	fewer than 10	0.0	\$0.00
Region 4-Lakes Country Service Coop	LAKES COUNTRY YOUTH EDUC SVCS	0926-83-020	2007	11	fewer than 10	0.0	\$0.00
Region 4-Lakes Country Service Coop	LAKES COUNTRY YOUTH EDUC SVCS	0926-83-020	2008	14	fewer than 10	0.0	\$0.00
Region 4-Lakes Country Service Coop	LAKES COUNTRY YOUTH EDUC SVCS	0926-83-020	2009	18	fewer than 10	0.0	\$0.00
Region 4-Lakes Country Service Coop	LAKES COUNTRY YOUTH EDUC SVCS	0926-83-020	2010	13	fewer than 10	0.0	\$0.00
Region 4-Lakes Country Service Coop	LAKES COUNTRY YOUTH EDUC SVCS	0926-83-020	2011	fewer than 10	fewer than 10	0.0	\$0.00
Region 4-Lakes Country Service Coop	LAKES COUNTRY YOUTH EDUC SVCS	0926-83-020	2012	fewer than 10	fewer than 10	0.0	\$0.00
Region 4-Lakes Country Service Coop	LAKES COUNTRY YOUTH EDUC SVCS	0926-83-020	2013	11	fewer than 10	0.0	\$0.00
Region 4-Lakes Country Service Coop	LAKES COUNTRY YOUTH EDUC SVCS	0926-83-020	2014	12	fewer than 10	0.0	\$0.00
Regn 6 And 8-SW/WC Srv Cooperative	BBE Learning Center	0991-83-024	2014	fewer than 10	fewer than 10	0.0	\$0.00
Regn 6 And 8-SW/WC Srv Cooperative	BELVIEW LEARNING CENTER	0991-83-020	2009	fewer than 10	fewer than 10	0.0	\$0.00
Regn 6 And 8-SW/WC Srv Cooperative	BELVIEW LEARNING CENTER	0991-83-020	2013	fewer than 10	fewer than 10	0.0	\$0.00
Regn 6 And 8-SW/WC Srv Cooperative	BELVIEW LEARNING CENTER	0991-83-020	2014	fewer than 10	fewer than 10	0.0	\$0.00
Regn 6 And 8-SW/WC Srv Cooperative	BLUE MOUND LEARNING CENTER	0991-83-029	2012	fewer than 10	fewer than 10	0.0	\$0.00
Regn 6 And 8-SW/WC Srv Cooperative	BLUE MOUND LEARNING CENTER	0991-83-029	2013	fewer than 10	fewer than 10	0.0	\$0.00
Regn 6 And 8-SW/WC Srv Cooperative	BLUE MOUND LEARNING CENTER	0991-83-029	2014	fewer than 10	fewer than 10	0.0	\$0.00
Regn 6 And 8-SW/WC Srv Cooperative	COSMOS LEARNING CENTER-TRANSITIONS	0991-83-025	2009	fewer than 10	fewer than 10	0.0	\$0.00
Regn 6 And 8-SW/WC Srv Cooperative	COSMOS LEARNING CENTER-TRANSITIONS	0991-83-025	2011	fewer than 10	fewer than 10	0.0	\$0.00
Regn 6 And 8-SW/WC Srv Cooperative	COSMOS LEARNING CENTER-TRANSITIONS	0991-83-025	2013	fewer than 10	fewer than 10	0.0	\$0.00
Regn 6 And 8-SW/WC Srv Cooperative	COSMOS LEARNING CENTER-TRANSITIONS	0991-83-025	2014	fewer than 10	fewer than 10	0.0	\$0.00
Regn 6 And 8-SW/WC Srv Cooperative	FOUNDATIONS ALTERNATIVE PROGRAM	0991-83-027	2009	fewer than 10	fewer than 10	0.0	\$0.00
Regn 6 And 8-SW/WC Srv Cooperative	FOUNDATIONS ALTERNATIVE PROGRAM	0991-83-027	2012	fewer than 10	fewer than 10	0.0	\$0.00
Regn 6 And 8-SW/WC Srv Cooperative	FOUNDATIONS ALTERNATIVE PROGRAM	0991-83-027	2013	fewer than 10	fewer than 10	0.0	\$0.00
Regn 6 And 8-SW/WC Srv Cooperative	FOUNDATIONS ALTERNATIVE PROGRAM	0991-83-027	2014	fewer than 10	fewer than 10	0.0	\$0.00
Regn 6 And 8-SW/WC Srv Cooperative	MRVSEC/JORDAN HIGH SCHOOL	0993-52-017	2008	fewer than 10	fewer than 10	0.0	\$0.00
Regn 6 And 8-SW/WC Srv Cooperative	MRVSEC/JORDAN HIGH SCHOOL	0993-52-017	2009	fewer than 10	fewer than 10	0.0	\$0.00
Regn 6 And 8-SW/WC Srv Cooperative	MRVSEC/JORDAN HIGH SCHOOL	0993-52-017	2010	fewer than 10	fewer than 10	0.0	\$0.00
Regn 6 And 8-SW/WC Srv Cooperative	MRVSEC/JORDAN HIGH SCHOOL	0993-52-017	2011	fewer than 10	fewer than 10	0.0	\$0.00
Regn 6 And 8-SW/WC Srv Cooperative	MRVSEC/RIVER VALLEY ED CENTER	0993-52-030	2007	fewer than 10	fewer than 10	0.0	\$0.00
Regn 6 And 8-SW/WC Srv Cooperative	MRVSEC/RIVER VALLEY ED CENTER	0993-52-030	2008	fewer than 10	fewer than 10	0.0	\$0.00
Regn 6 And 8-SW/WC Srv Cooperative	MRVSEC/RIVER VALLEY ED CENTER	0993-52-030	2009	fewer than 10	fewer than 10	0.0	\$0.00
Regn 6 And 8-SW/WC Srv Cooperative	MRVSEC/RIVER VALLEY ED CENTER	0993-52-030	2010	fewer than 10	fewer than 10	0.0	\$0.00

Regn 6 And 8-SW/WC Srv Cooperative	MRVSEC/RIVER VALLEY ED CENTER	0993-52-030	2011	12	fewer than 10	0.0	\$0.00
Regn 6 And 8-SW/WC Srv Cooperative	MRVSEC/RIVER VALLEY ED CENTER	0993-52-030	2012	fewer than 10	fewer than 10	0.0	\$0.00
Regn 6 And 8-SW/WC Srv Cooperative	MRVSEC/RIVER VALLEY ED CENTER	0993-52-030	2013	13	fewer than 10	0.0	\$0.00
Regn 6 And 8-SW/WC Srv Cooperative	MRVSEC/SHAKOPEE TRANSITIONS	0993-52-020	2007	21	fewer than 10	0.0	\$0.00
Regn 6 And 8-SW/WC Srv Cooperative	MRVSEC/SHAKOPEE TRANSITIONS	0993-52-020	2008	16	fewer than 10	0.0	\$0.00
Regn 6 And 8-SW/WC Srv Cooperative	PROJECT SEARCH-AVERA MARSHALL	0991-83-046	2014	fewer than 10	fewer than 10	0.0	\$0.00
Regn 6 And 8-SW/WC Srv Cooperative	RED ROCK RIDGE AREA LEARNING CNTR	0991-83-017	2007	24	fewer than 10	0.0	\$0.00
Regn 6 And 8-SW/WC Srv Cooperative	RED ROCK RIDGE AREA LEARNING CNTR	0991-83-017	2008	24	fewer than 10	0.0	\$0.00
Regn 6 And 8-SW/WC Srv Cooperative	RED ROCK RIDGE AREA LEARNING CNTR	0991-83-017	2009	25	fewer than 10	0.0	\$0.00
Regn 6 And 8-SW/WC Srv Cooperative	RED ROCK RIDGE AREA LEARNING CNTR	0991-83-017	2010	30	fewer than 10	0.0	\$0.00
Regn 6 And 8-SW/WC Srv Cooperative	RED ROCK RIDGE AREA LEARNING CNTR	0991-83-017	2011	26	fewer than 10	0.0	\$0.00
Regn 6 And 8-SW/WC Srv Cooperative	RED ROCK RIDGE AREA LEARNING CNTR	0991-83-017	2012	16	fewer than 10	0.0	\$0.00
Regn 6 And 8-SW/WC Srv Cooperative	RED ROCK RIDGE AREA LEARNING CNTR	0991-83-017	2013	26	fewer than 10	0.0	\$0.00
Regn 6 And 8-SW/WC Srv Cooperative	RED ROCK RIDGE AREA LEARNING CNTR	0991-83-017	2014	22	fewer than 10	0.0	\$0.00
Regn 6 And 8-SW/WC Srv Cooperative	RED ROCK RIDGE LEARNING CENTER	0991-83-015	2011	fewer than 10	fewer than 10	0.0	\$0.00
Regn 6 And 8-SW/WC Srv Cooperative	RED ROCK RIDGE LEARNING CENTER	0991-83-015	2013	fewer than 10	fewer than 10	0.0	\$0.00
Regn 6 And 8-SW/WC Srv Cooperative	RED ROCK RIDGE LEARNING CENTER	0991-83-015	2014	fewer than 10	fewer than 10	0.0	\$0.00
Regn 6 And 8-SW/WC Srv Cooperative	RED ROCK RIDGE SETTING IV	0991-83-016	2009	fewer than 10	fewer than 10	0.0	\$0.00
Regn 6 And 8-SW/WC Srv Cooperative	RED ROCK RIDGE SETTING IV	0991-83-016	2011	fewer than 10	fewer than 10	0.0	\$0.00
Regn 6 And 8-SW/WC Srv Cooperative	RED ROCK RIDGE SETTING IV	0991-83-016	2013	fewer than 10	fewer than 10	0.0	\$0.00
Renville County West School Dist.	RENVILLE COUNTY WEST SENIOR HIGH	2890-01-020	2007	46	13	73.0	\$10,500.00
Renville County West School Dist.	RENVILLE COUNTY WEST SENIOR HIGH	2890-01-020	2008	50	fewer than 10	0.0	\$0.00
Renville County West School Dist.	RENVILLE COUNTY WEST SENIOR HIGH	2890-01-020	2009	48	fewer than 10	0.0	\$0.00
Renville County West School Dist.	RENVILLE COUNTY WEST SENIOR HIGH	2890-01-020	2010	44	14	89.0	\$13,500.00
Renville County West School Dist.	RENVILLE COUNTY WEST SENIOR HIGH	2890-01-020	2011	30	fewer than 10	0.0	\$0.00
Renville County West School Dist.	RENVILLE COUNTY WEST SENIOR HIGH	2890-01-020	2012	32	fewer than 10	0.0	\$0.00
Renville County West School Dist.	RENVILLE COUNTY WEST SENIOR HIGH	2890-01-020	2013	39	11	40.0	\$6,700.00
Renville County West School Dist.	RENVILLE COUNTY WEST SENIOR HIGH	2890-01-020	2014	31	fewer than 10	0.0	\$0.00
Richfield Public School District	CENTER FOR CAREERS AND TRAINING	0280-01-703	2007	13	fewer than 10	0.0	\$0.00
Richfield Public School District	CENTER FOR CAREERS AND TRAINING	0280-01-703	2008	fewer than 10	fewer than 10	0.0	\$0.00
Richfield Public School District	CENTER FOR CAREERS AND TRAINING	0280-01-703	2009	fewer than 10	fewer than 10	0.0	\$0.00
Richfield Public School District	RICHFIELD CAREER EDUCATION PROGRAM	0280-01-820	2010	fewer than 10	fewer than 10	0.0	\$0.00
Richfield Public School District	RICHFIELD CAREER EDUCATION PROGRAM	0280-01-820	2011	12	fewer than 10	0.0	\$0.00
Richfield Public School District	RICHFIELD CAREER EDUCATION PROGRAM	0280-01-820	2012	fewer than 10	fewer than 10	0.0	\$0.00
Richfield Public School District	RICHFIELD CAREER EDUCATION PROGRAM	0280-01-820	2013	fewer than 10	fewer than 10	0.0	\$0.00
Richfield Public School District	RICHFIELD CAREER EDUCATION PROGRAM	0280-01-820	2014	fewer than 10	fewer than 10	0.0	\$0.00
Richfield Public School District	RICHFIELD SENIOR HIGH	0280-01-035	2007	247	52	464.0	\$64,100.00
Richfield Public School District	RICHFIELD SENIOR HIGH	0280-01-035	2008	259	55	593.0	\$83,600.00
Richfield Public School District	RICHFIELD SENIOR HIGH	0280-01-035	2009	252	55	562.0	\$81,400.00
Richfield Public School District	RICHFIELD SENIOR HIGH	0280-01-035	2010	187	55	485.0	\$74,800.00
Richfield Public School District	RICHFIELD SENIOR HIGH	0280-01-035	2011	186	40	325.0	\$53,800.00
Richfield Public School District	RICHFIELD SENIOR HIGH	0280-01-035	2012	184	55	675.0	\$108,300.00
Richfield Public School District	RICHFIELD SENIOR HIGH	0280-01-035	2013	201	68	757.0	\$122,300.00
Richfield Public School District	RICHFIELD SENIOR HIGH	0280-01-035	2014	226	50	450.0	\$75,100.00
Richfield Public School District	SECONDARY SPECIAL EDUCATION	0280-01-699	2007	fewer than 10	fewer than 10	0.0	\$0.00

Richfield Public School District	SECONDARY SPECIAL EDUCATION	0280-01-699	2008	fewer than 10	fewer than 10	0.0	\$0.00
Richfield Public School District	SECONDARY SPECIAL EDUCATION	0280-01-699	2009	fewer than 10	fewer than 10	0.0	\$0.00
Richfield Public School District	SECONDARY SPECIAL EDUCATION	0280-01-699	2010	fewer than 10	fewer than 10	0.0	\$0.00
Richfield Public School District	SECONDARY SPECIAL EDUCATION	0280-01-699	2011	fewer than 10	fewer than 10	0.0	\$0.00
Richfield Public School District	SECONDARY SPECIAL EDUCATION	0280-01-699	2012	fewer than 10	fewer than 10	0.0	\$0.00
Richfield Public School District	SECONDARY SPECIAL EDUCATION	0280-01-699	2013	fewer than 10	fewer than 10	0.0	\$0.00
Richfield Public School District	SECONDARY SPECIAL EDUCATION	0280-01-699	2014	10	fewer than 10	0.0	\$0.00
River Bend Education District	IMPRINTS PROGRAM	6049-61-035	2010	fewer than 10	fewer than 10	0.0	\$0.00
River Bend Education District	IMPRINTS PROGRAM	6049-61-035	2012	fewer than 10	fewer than 10	0.0	\$0.00
River Bend Education District	IMPRINTS PROGRAM	6049-61-035	2013	fewer than 10	fewer than 10	0.0	\$0.00
River Bend Education District	IMPRINTS PROGRAM	6049-61-035	2014	fewer than 10	fewer than 10	0.0	\$0.00
River Bend Education District	RIVER BEND AREA LEARNING CENTER	6049-61-020	2007	34	fewer than 10	0.0	\$0.00
River Bend Education District	RIVER BEND AREA LEARNING CENTER	6049-61-020	2008	31	fewer than 10	0.0	\$0.00
River Bend Education District	RIVER BEND AREA LEARNING CENTER	6049-61-020	2009	28	fewer than 10	0.0	\$0.00
River Bend Education District	RIVER BEND AREA LEARNING CENTER	6049-61-020	2010	28	fewer than 10	0.0	\$0.00
River Bend Education District	RIVER BEND AREA LEARNING CENTER	6049-61-020	2011	13	fewer than 10	0.0	\$0.00
River Bend Education District	RIVER BEND AREA LEARNING CENTER	6049-61-020	2012	20	fewer than 10	0.0	\$0.00
River Bend Education District	RIVER BEND AREA LEARNING CENTER	6049-61-020	2013	14	fewer than 10	0.0	\$0.00
River Bend Education District	RIVER BEND AREA LEARNING CENTER	6049-61-020	2014	12	fewer than 10	0.0	\$0.00
River Bend Education District	RIVER BEND DAY TREATMENT PROGRAM	6049-61-030	2007	fewer than 10	fewer than 10	0.0	\$0.00
River Bend Education District	RIVER BEND DAY TREATMENT PROGRAM	6049-61-030	2008	fewer than 10	fewer than 10	0.0	\$0.00
River Bend Education District	RIVER BEND DAY TREATMENT PROGRAM	6049-61-030	2010	fewer than 10	fewer than 10	0.0	\$0.00
River Bend Education District	RIVER BEND DAY TREATMENT PROGRAM	6049-61-030	2012	fewer than 10	fewer than 10	0.0	\$0.00
River Bend Education District	RIVER BEND DAY TREATMENT PROGRAM	6049-61-030	2013	fewer than 10	fewer than 10	0.0	\$0.00
Riverbend Academy	RIVERBEND ACADEMY	4066-07-010	2007	14	fewer than 10	0.0	\$0.00
Riverbend Academy	RIVERBEND ACADEMY	4066-07-010	2008	fewer than 10	fewer than 10	0.0	\$0.00
Riverbend Academy	RIVERBEND ACADEMY	4066-07-010	2009	10	fewer than 10	0.0	\$0.00
Riverbend Academy	RIVERBEND ACADEMY	4066-07-010	2010	12	fewer than 10	0.0	\$0.00
Riverbend Academy	RIVERBEND ACADEMY	4066-07-010	2011	11	fewer than 10	0.0	\$0.00
Riverbend Academy	RIVERBEND ACADEMY	4066-07-010	2012	12	fewer than 10	0.0	\$0.00
Riverbend Academy	RIVERBEND ACADEMY	4066-07-010	2013	15	fewer than 10	0.0	\$0.00
Riverbend Academy	RIVERBEND ACADEMY	4066-07-010	2014	fewer than 10	fewer than 10	0.0	\$0.00
Rivers Edge Academy	RIVERS EDGE ACADEMY	4190-07-010	2011	fewer than 10	fewer than 10	0.0	\$0.00
Rivers Edge Academy	RIVERS EDGE ACADEMY	4190-07-010	2012	fewer than 10	fewer than 10	0.0	\$0.00
Rivers Edge Academy	RIVERS EDGE ACADEMY	4190-07-010	2013	fewer than 10	fewer than 10	0.0	\$0.00
Rivers Edge Academy	RIVERS EDGE ACADEMY	4190-07-010	2014	fewer than 10	fewer than 10	0.0	\$0.00
Riverway Learning Community Chtr	RIVERWAY SECONDARY	4064-07-020	2007	fewer than 10	fewer than 10	0.0	\$0.00
Riverway Learning Community Chtr	RIVERWAY SECONDARY	4064-07-020	2008	fewer than 10	fewer than 10	0.0	\$0.00
Riverway Learning Community Chtr	RIVERWAY SECONDARY	4064-07-020	2009	fewer than 10	fewer than 10	0.0	\$0.00
Riverway Learning Community Chtr	RIVERWAY SECONDARY	4064-07-020	2010	fewer than 10	fewer than 10	0.0	\$0.00
Riverway Learning Community Chtr	RIVERWAY SECONDARY	4064-07-020	2011	fewer than 10	fewer than 10	0.0	\$0.00
Riverway Learning Community Chtr	RIVERWAY SECONDARY	4064-07-020	2012	fewer than 10	fewer than 10	0.0	\$0.00
Riverway Learning Community Chtr	RIVERWAY SECONDARY	4064-07-020	2013	fewer than 10	fewer than 10	0.0	\$0.00
Riverway Learning Community Chtr	RIVERWAY SECONDARY	4064-07-020	2014	fewer than 10	fewer than 10	0.0	\$0.00
Robbinsdale Public School District	ADULT ACADEMICS	0281-01-648	2013	fewer than 10	fewer than 10	0.0	\$0.00

Robbinsdale Public School District	ADULT ACADEMICS	0281-01-648	2014	12	fewer than 10	0.0	\$0.00
Robbinsdale Public School District	HIGHVIEW ALC	0281-01-200	2013	45	10	78.0	\$12,600.00
Robbinsdale Public School District	HIGHVIEW ALC	0281-01-200	2014	42	fewer than 10	0.0	\$0.00
Robbinsdale Public School District	Highview Independent Study	0281-01-753	2014	fewer than 10	fewer than 10	0.0	\$0.00
Robbinsdale Public School District	PHOENIX SCHOOL	0281-01-169	2011	fewer than 10	fewer than 10	0.0	\$0.00
Robbinsdale Public School District	PHOENIX SCHOOL	0281-01-169	2012	fewer than 10	fewer than 10	0.0	\$0.00
Robbinsdale Public School District	PHOENIX SCHOOL	0281-01-169	2013	fewer than 10	fewer than 10	0.0	\$0.00
Robbinsdale Public School District	PHOENIX SCHOOL	0281-01-169	2014	fewer than 10	fewer than 10	0.0	\$0.00
Robbinsdale Public School District	RIVERSIDE	0281-01-176	2013	fewer than 10	fewer than 10	0.0	\$0.00
Robbinsdale Public School District	Robbinsdale Academic Summer Program	0281-01-698	2014	24	fewer than 10	0.0	\$0.00
Robbinsdale Public School District	ROBBINSDALE ARMSTRONG SENIOR HIGH	0281-01-053	2007	431	73	604.0	\$84,400.00
Robbinsdale Public School District	ROBBINSDALE ARMSTRONG SENIOR HIGH	0281-01-053	2008	487	92	834.0	\$119,100.00
Robbinsdale Public School District	ROBBINSDALE ARMSTRONG SENIOR HIGH	0281-01-053	2009	413	85	749.0	\$110,700.00
Robbinsdale Public School District	ROBBINSDALE ARMSTRONG SENIOR HIGH	0281-01-053	2010	402	63	563.0	\$87,000.00
Robbinsdale Public School District	ROBBINSDALE ARMSTRONG SENIOR HIGH	0281-01-053	2011	387	62	475.0	\$79,200.00
Robbinsdale Public School District	ROBBINSDALE ARMSTRONG SENIOR HIGH	0281-01-053	2012	394	58	692.0	\$113,900.00
Robbinsdale Public School District	ROBBINSDALE ARMSTRONG SENIOR HIGH	0281-01-053	2013	405	74	619.0	\$105,200.00
Robbinsdale Public School District	ROBBINSDALE ARMSTRONG SENIOR HIGH	0281-01-053	2014	385	55	455.0	\$77,000.00
Robbinsdale Public School District	ROBBINSDALE COOPER SENIOR HIGH	0281-01-050	2007	333	63	435.0	\$60,900.00
Robbinsdale Public School District	ROBBINSDALE COOPER SENIOR HIGH	0281-01-050	2008	301	71	650.0	\$92,800.00
Robbinsdale Public School District	ROBBINSDALE COOPER SENIOR HIGH	0281-01-050	2009	292	69	658.0	\$96,000.00
Robbinsdale Public School District	ROBBINSDALE COOPER SENIOR HIGH	0281-01-050	2010	294	77	748.0	\$116,400.00
Robbinsdale Public School District	ROBBINSDALE COOPER SENIOR HIGH	0281-01-050	2011	313	74	641.0	\$108,100.00
Robbinsdale Public School District	ROBBINSDALE COOPER SENIOR HIGH	0281-01-050	2012	299	84	862.0	\$142,500.00
Robbinsdale Public School District	ROBBINSDALE COOPER SENIOR HIGH	0281-01-050	2013	343	84	766.0	\$131,100.00
Robbinsdale Public School District	ROBBINSDALE COOPER SENIOR HIGH	0281-01-050	2014	341	73	639.0	\$105,300.00
Robbinsdale Public School District	Robbinsdale TASC ALC	0281-01-903	2014	fewer than 10	fewer than 10	0.0	\$0.00
Robbinsdale Public School District	ROBBINSDALE TRANSITION CENTER	0281-01-180	2007	fewer than 10	fewer than 10	0.0	\$0.00
Robbinsdale Public School District	ROBBINSDALE TRANSITION CENTER	0281-01-180	2008	19	fewer than 10	0.0	\$0.00
Robbinsdale Public School District	ROBBINSDALE TRANSITION CENTER	0281-01-180	2009	25	fewer than 10	0.0	\$0.00
Robbinsdale Public School District	ROBBINSDALE TRANSITION CENTER	0281-01-180	2010	25	fewer than 10	0.0	\$0.00
Robbinsdale Public School District	ROBBINSDALE TRANSITION CENTER	0281-01-180	2011	24	fewer than 10	0.0	\$0.00
Robbinsdale Public School District	ROBBINSDALE TRANSITION CENTER	0281-01-180	2012	30	fewer than 10	0.0	\$0.00
Robbinsdale Public School District	ROBBINSDALE TRANSITION CENTER	0281-01-180	2013	21	fewer than 10	0.0	\$0.00
Robbinsdale Public School District	ROBBINSDALE TRANSITION CENTER	0281-01-180	2014	31	fewer than 10	0.0	\$0.00
Rochester Off-Campus Charter High	ROCHESTER OFF-CAMPUS CHARTER HIGH	4056-07-010	2007	23	fewer than 10	0.0	\$0.00
Rochester Off-Campus Charter High	ROCHESTER OFF-CAMPUS CHARTER HIGH	4056-07-010	2008	20	fewer than 10	0.0	\$0.00
Rochester Off-Campus Charter High	ROCHESTER OFF-CAMPUS CHARTER HIGH	4056-07-010	2009	24	fewer than 10	0.0	\$0.00
Rochester Off-Campus Charter High	ROCHESTER OFF-CAMPUS CHARTER HIGH	4056-07-010	2010	24	fewer than 10	0.0	\$0.00
Rochester Off-Campus Charter High	ROCHESTER OFF-CAMPUS CHARTER HIGH	4056-07-010	2011	24	fewer than 10	0.0	\$0.00
Rochester Off-Campus Charter High	ROCHESTER OFF-CAMPUS CHARTER HIGH	4056-07-010	2012	15	fewer than 10	0.0	\$0.00
Rochester Off-Campus Charter High	ROCHESTER OFF-CAMPUS CHARTER HIGH	4056-07-010	2013	31	10	88.0	\$14,400.00
Rochester Off-Campus Charter High	ROCHESTER OFF-CAMPUS CHARTER HIGH	4056-07-010	2014	21	fewer than 10	0.0	\$0.00
Rochester Public School District	ALC SUMMER CREDIT RECOVERY	0535-01-311	2007	14	fewer than 10	0.0	\$0.00
Rochester Public School District	ALC SUMMER CREDIT RECOVERY	0535-01-311	2008	fewer than 10	fewer than 10	0.0	\$0.00

Rochester Public School District	ALC SUMMER CREDIT RECOVERY	0535-01-311	2009	11	fewer than 10	0.0	\$0.00
Rochester Public School District	ALC SUMMER CREDIT RECOVERY	0535-01-311	2010	fewer than 10	fewer than 10	0.0	\$0.00
Rochester Public School District	ALC SUMMER CREDIT RECOVERY	0535-01-311	2011	fewer than 10	fewer than 10	0.0	\$0.00
Rochester Public School District	ALC SUMMER CREDIT RECOVERY	0535-01-311	2012	fewer than 10	fewer than 10	0.0	\$0.00
Rochester Public School District	ALC SUMMER CREDIT RECOVERY	0535-01-311	2013	fewer than 10	fewer than 10	0.0	\$0.00
Rochester Public School District	ALC SUMMER CREDIT RECOVERY	0535-01-311	2014	fewer than 10	fewer than 10	0.0	\$0.00
Rochester Public School District	BURR OAK	0535-01-342	2010	fewer than 10	fewer than 10	0.0	\$0.00
Rochester Public School District	BURR OAK	0535-01-342	2013	fewer than 10	fewer than 10	0.0	\$0.00
Rochester Public School District	BURR OAK	0535-01-342	2014	fewer than 10	fewer than 10	0.0	\$0.00
Rochester Public School District	CARE & TREATMENT	0535-01-216	2007	fewer than 10	fewer than 10	0.0	\$0.00
Rochester Public School District	CENTURY SENIOR HIGH	0535-01-305	2007	413	67	607.0	\$83,200.00
Rochester Public School District	CENTURY SENIOR HIGH	0535-01-305	2008	380	46	404.0	\$56,600.00
Rochester Public School District	CENTURY SENIOR HIGH	0535-01-305	2009	378	71	782.0	\$112,500.00
Rochester Public School District	CENTURY SENIOR HIGH	0535-01-305	2010	387	57	585.0	\$88,600.00
Rochester Public School District	CENTURY SENIOR HIGH	0535-01-305	2011	345	45	427.0	\$68,400.00
Rochester Public School District	CENTURY SENIOR HIGH	0535-01-305	2012	277	34	320.0	\$53,000.00
Rochester Public School District	CENTURY SENIOR HIGH	0535-01-305	2013	304	39	308.0	\$50,500.00
Rochester Public School District	CENTURY SENIOR HIGH	0535-01-305	2014	278	15	114.0	\$19,200.00
Rochester Public School District	ESC AREA LEARNING CENTER	0535-01-320	2007	fewer than 10	fewer than 10	0.0	\$0.00
Rochester Public School District	ESC AREA LEARNING CENTER	0535-01-320	2008	fewer than 10	fewer than 10	0.0	\$0.00
Rochester Public School District	ESC AREA LEARNING CENTER	0535-01-320	2009	fewer than 10	fewer than 10	0.0	\$0.00
Rochester Public School District	ESC AREA LEARNING CENTER	0535-01-320	2010	fewer than 10	fewer than 10	0.0	\$0.00
Rochester Public School District	ESC AREA LEARNING CENTER	0535-01-320	2011	10	fewer than 10	0.0	\$0.00
Rochester Public School District	ESC AREA LEARNING CENTER	0535-01-320	2012	36	11	137.0	\$22,500.00
Rochester Public School District	ESC AREA LEARNING CENTER	0535-01-320	2013	24	fewer than 10	0.0	\$0.00
Rochester Public School District	ESC AREA LEARNING CENTER	0535-01-320	2014	40	fewer than 10	0.0	\$0.00
Rochester Public School District	HAWTHORNE DIPLOMA PROGRAM	0535-01-341	2007	25	fewer than 10	0.0	\$0.00
Rochester Public School District	HAWTHORNE DIPLOMA PROGRAM	0535-01-341	2008	30	fewer than 10	0.0	\$0.00
Rochester Public School District	HAWTHORNE DIPLOMA PROGRAM	0535-01-341	2009	16	fewer than 10	0.0	\$0.00
Rochester Public School District	HAWTHORNE DIPLOMA PROGRAM	0535-01-341	2010	19	fewer than 10	0.0	\$0.00
Rochester Public School District	HAWTHORNE DIPLOMA PROGRAM	0535-01-341	2011	15	fewer than 10	0.0	\$0.00
Rochester Public School District	HAWTHORNE DIPLOMA PROGRAM	0535-01-341	2012	12	fewer than 10	0.0	\$0.00
Rochester Public School District	HAWTHORNE DIPLOMA PROGRAM	0535-01-341	2013	13	fewer than 10	0.0	\$0.00
Rochester Public School District	HAWTHORNE DIPLOMA PROGRAM	0535-01-341	2014	13	fewer than 10	0.0	\$0.00
Rochester Public School District	JOHN MARSHALL SENIOR HIGH	0535-01-310	2007	322	65	591.0	\$80,800.00
Rochester Public School District	JOHN MARSHALL SENIOR HIGH	0535-01-310	2008	322	73	696.0	\$97,300.00
Rochester Public School District	JOHN MARSHALL SENIOR HIGH	0535-01-310	2009	328	75	732.0	\$106,800.00
Rochester Public School District	JOHN MARSHALL SENIOR HIGH	0535-01-310	2010	258	80	896.0	\$137,500.00
Rochester Public School District	JOHN MARSHALL SENIOR HIGH	0535-01-310	2011	273	76	834.0	\$133,900.00
Rochester Public School District	JOHN MARSHALL SENIOR HIGH	0535-01-310	2012	341	80	864.0	\$142,100.00
Rochester Public School District	JOHN MARSHALL SENIOR HIGH	0535-01-310	2013	337	58	510.0	\$84,400.00
Rochester Public School District	JOHN MARSHALL SENIOR HIGH	0535-01-310	2014	324	51	392.0	\$66,200.00
Rochester Public School District	MANY RIVERS JUVENILE TREATMENT CNTR	0535-01-217	2007	fewer than 10	fewer than 10	0.0	\$0.00
Rochester Public School District	MANY RIVERS JUVENILE TREATMENT CNTR	0535-01-217	2014	fewer than 10	fewer than 10	0.0	\$0.00
Rochester Public School District	MAYO SENIOR HIGH	0535-01-315	2007	347	57	486.0	\$67,600.00

Rochester Public School District	MAYO SENIOR HIGH	0535-01-315	2008	350	52	470.0	\$65,400.00
Rochester Public School District	MAYO SENIOR HIGH	0535-01-315	2009	351	79	609.0	\$88,800.00
Rochester Public School District	MAYO SENIOR HIGH	0535-01-315	2010	357	61	680.0	\$102,700.00
Rochester Public School District	MAYO SENIOR HIGH	0535-01-315	2011	333	59	613.0	\$98,400.00
Rochester Public School District	MAYO SENIOR HIGH	0535-01-315	2012	341	80	880.0	\$145,700.00
Rochester Public School District	MAYO SENIOR HIGH	0535-01-315	2013	328	63	482.0	\$79,500.00
Rochester Public School District	MAYO SENIOR HIGH	0535-01-315	2014	330	43	302.0	\$50,300.00
Rochester Public School District	ROCHESTER ALTERNATIVE LEARNING CTR	0535-01-306	2007	fewer than 10	fewer than 10	0.0	\$0.00
Rochester Public School District	ROCHESTER ALTERNATIVE LEARNING CTR	0535-01-306	2008	fewer than 10	fewer than 10	0.0	\$0.00
Rochester Public School District	ROCHESTER ALTERNATIVE LEARNING CTR	0535-01-306	2009	fewer than 10	fewer than 10	0.0	\$0.00
Rochester Public School District	ROCHESTER ALTERNATIVE LEARNING CTR	0535-01-306	2010	fewer than 10	fewer than 10	0.0	\$0.00
Rochester Public School District	ROCHESTER ALTERNATIVE LEARNING CTR	0535-01-306	2011	10	fewer than 10	0.0	\$0.00
Rochester Public School District	ROCHESTER ALTERNATIVE LEARNING CTR	0535-01-306	2012	18	fewer than 10	0.0	\$0.00
Rochester Public School District	ROCHESTER ALTERNATIVE LEARNING CTR	0535-01-306	2013	27	fewer than 10	0.0	\$0.00
Rochester Public School District	ROCHESTER ALTERNATIVE LEARNING CTR	0535-01-306	2014	31	fewer than 10	0.0	\$0.00
Rochester Public School District	ROCHESTER AREA LEARNING CENTER	0535-01-316	2007	73	15	113.0	\$15,300.00
Rochester Public School District	ROCHESTER AREA LEARNING CENTER	0535-01-316	2008	73	13	98.0	\$13,600.00
Rochester Public School District	ROCHESTER AREA LEARNING CENTER	0535-01-316	2009	75	17	171.0	\$24,900.00
Rochester Public School District	ROCHESTER AREA LEARNING CENTER	0535-01-316	2010	70	13	119.0	\$18,100.00
Rochester Public School District	ROCHESTER AREA LEARNING CENTER	0535-01-316	2011	56	10	156.0	\$25,200.00
Rochester Public School District	ROCHESTER AREA LEARNING CENTER	0535-01-316	2012	53	fewer than 10	0.0	\$0.00
Rochester Public School District	ROCHESTER AREA LEARNING CENTER	0535-01-316	2013	75	15	166.0	\$27,200.00
Rochester Public School District	ROCHESTER AREA LEARNING CENTER	0535-01-316	2014	58	10	83.0	\$13,600.00
Rochester Public School District	TRANSITION TO ADULT PROGRAM	0535-01-322	2007	10	fewer than 10	0.0	\$0.00
Rochester Public School District	TRANSITION TO ADULT PROGRAM	0535-01-322	2008	16	fewer than 10	0.0	\$0.00
Rochester Public School District	TRANSITION TO ADULT PROGRAM	0535-01-322	2009	16	fewer than 10	0.0	\$0.00
Rochester Public School District	TRANSITION TO ADULT PROGRAM	0535-01-322	2010	16	fewer than 10	0.0	\$0.00
Rochester Public School District	TRANSITION TO ADULT PROGRAM	0535-01-322	2011	14	fewer than 10	0.0	\$0.00
Rochester Public School District	TRANSITION TO ADULT PROGRAM	0535-01-322	2012	17	fewer than 10	0.0	\$0.00
Rochester Public School District	TRANSITION TO ADULT PROGRAM	0535-01-322	2013	21	fewer than 10	0.0	\$0.00
Rochester Public School District	TRANSITION TO ADULT PROGRAM	0535-01-322	2014	12	fewer than 10	0.0	\$0.00
Rochester Public School District	TRANSITIONS LEARNING CENTER	0535-01-324	2008	fewer than 10	fewer than 10	0.0	\$0.00
Rochester Public School District	TRANSITIONS LEARNING CENTER	0535-01-324	2009	fewer than 10	fewer than 10	0.0	\$0.00
Rochester Public School District	TRANSITIONS LEARNING CENTER	0535-01-324	2010	fewer than 10	fewer than 10	0.0	\$0.00
Rochester Public School District	TRANSITIONS LEARNING CENTER	0535-01-324	2011	fewer than 10	fewer than 10	0.0	\$0.00
Rochester Public School District	TRANSITIONS LEARNING CENTER	0535-01-324	2012	fewer than 10	fewer than 10	0.0	\$0.00
Rochester Public School District	TRANSITIONS LEARNING CENTER	0535-01-324	2013	fewer than 10	fewer than 10	0.0	\$0.00
Rochester Public School District	TRANSITIONS LEARNING CENTER	0535-01-324	2014	12	fewer than 10	0.0	\$0.00
Rochester STEM Academy	Rochester STEM Academy	4204-07-010	2014	17	fewer than 10	0.0	\$0.00
Rockford Public School District	ROCKFORD HS CREDIT RECOVERY PROGRAM	0883-01-011	2007	fewer than 10	fewer than 10	0.0	\$0.00
Rockford Public School District	ROCKFORD SECONDARY	0883-01-001	2007	121	21	124.0	\$17,200.00
Rockford Public School District	ROCKFORD SECONDARY	0883-01-001	2008	139	20	100.0	\$14,600.00
Rockford Public School District	ROCKFORD SECONDARY	0883-01-001	2009	113	24	225.0	\$32,400.00
Rockford Public School District	ROCKFORD SECONDARY	0883-01-001	2010	99	24	191.0	\$30,300.00
Rockford Public School District	ROCKFORD SECONDARY	0883-01-001	2011	108	18	142.0	\$22,400.00

Rockford Public School District	ROCKFORD SECONDARY	0883-01-001	2012	102	15	106.0	\$17,600.00
Rockford Public School District	ROCKFORD SECONDARY	0883-01-001	2013	89	fewer than 10	0.0	\$0.00
Rockford Public School District	ROCKFORD SECONDARY	0883-01-001	2014	101	fewer than 10	0.0	\$0.00
Rocori Public School District	ROCORI SENIOR HIGH	0750-01-050	2007	212	16	83.0	\$11,700.00
Rocori Public School District	ROCORI SENIOR HIGH	0750-01-050	2008	184	33	192.0	\$27,400.00
Rocori Public School District	ROCORI SENIOR HIGH	0750-01-050	2009	198	22	87.0	\$14,400.00
Rocori Public School District	ROCORI SENIOR HIGH	0750-01-050	2010	175	30	159.0	\$26,500.00
Rocori Public School District	ROCORI SENIOR HIGH	0750-01-050	2011	191	25	166.0	\$28,000.00
Rocori Public School District	ROCORI SENIOR HIGH	0750-01-050	2012	187	22	129.0	\$23,400.00
Rocori Public School District	ROCORI SENIOR HIGH	0750-01-050	2013	174	22	129.0	\$21,700.00
Rocori Public School District	ROCORI SENIOR HIGH	0750-01-050	2014	177	11	95.0	\$16,300.00
Root River Education District	ROOT RIVER DAY TREATMENT SCHOOL	6042-61-050	2007	fewer than 10	fewer than 10	0.0	\$0.00
Roseau Public School District	ROSEAU DIST. AREA LEARNING PROGRAM	0682-01-060	2012	fewer than 10	fewer than 10	0.0	\$0.00
Roseau Public School District	ROSEAU SECONDARY	0682-01-020	2007	120	20	121.0	\$17,200.00
Roseau Public School District	ROSEAU SECONDARY	0682-01-020	2008	105	29	174.0	\$25,700.00
Roseau Public School District	ROSEAU SECONDARY	0682-01-020	2009	105	11	82.0	\$12,300.00
Roseau Public School District	ROSEAU SECONDARY	0682-01-020	2010	108	17	87.0	\$13,200.00
Roseau Public School District	ROSEAU SECONDARY	0682-01-020	2011	97	20	141.0	\$22,600.00
Roseau Public School District	ROSEAU SECONDARY	0682-01-020	2012	108	19	133.0	\$21,900.00
Roseau Public School District	ROSEAU SECONDARY	0682-01-020	2013	96	15	117.0	\$19,700.00
Roseau Public School District	ROSEAU SECONDARY	0682-01-020	2014	89	10	64.0	\$11,300.00
Rosemount-Apple Valley-Eagan	196 EXTENDED SCHOOL YEAR	0196-01-771	2012	fewer than 10	fewer than 10	0.0	\$0.00
Rosemount-Apple Valley-Eagan	APPLE VALLEY SENIOR HIGH	0196-01-097	2007	479	70	466.0	\$66,500.00
Rosemount-Apple Valley-Eagan	APPLE VALLEY SENIOR HIGH	0196-01-097	2008	500	74	661.0	\$94,100.00
Rosemount-Apple Valley-Eagan	APPLE VALLEY SENIOR HIGH	0196-01-097	2009	415	65	450.0	\$66,000.00
Rosemount-Apple Valley-Eagan	APPLE VALLEY SENIOR HIGH	0196-01-097	2010	393	69	559.0	\$87,400.00
Rosemount-Apple Valley-Eagan	APPLE VALLEY SENIOR HIGH	0196-01-097	2011	378	59	463.0	\$74,900.00
Rosemount-Apple Valley-Eagan	APPLE VALLEY SENIOR HIGH	0196-01-097	2012	379	59	544.0	\$89,300.00
Rosemount-Apple Valley-Eagan	APPLE VALLEY SENIOR HIGH	0196-01-097	2013	321	53	451.0	\$73,200.00
Rosemount-Apple Valley-Eagan	APPLE VALLEY SENIOR HIGH	0196-01-097	2014	351	35	285.0	\$47,700.00
Rosemount-Apple Valley-Eagan	COOPERATIVE AREA LEARNING PRG.	0196-01-928	2008	fewer than 10	fewer than 10	0.0	\$0.00
Rosemount-Apple Valley-Eagan	COOPERATIVE AREA LEARNING PRG.	0196-01-928	2009	fewer than 10	fewer than 10	0.0	\$0.00
Rosemount-Apple Valley-Eagan	COOPERATIVE AREA LEARNING PRG.	0196-01-928	2012	fewer than 10	fewer than 10	0.0	\$0.00
Rosemount-Apple Valley-Eagan	DAKOTA RIDGE SCHOOL	0196-01-100	2007	fewer than 10	fewer than 10	0.0	\$0.00
Rosemount-Apple Valley-Eagan	DAKOTA RIDGE SCHOOL	0196-01-100	2008	fewer than 10	fewer than 10	0.0	\$0.00
Rosemount-Apple Valley-Eagan	DAKOTA RIDGE SCHOOL	0196-01-100	2009	fewer than 10	fewer than 10	0.0	\$0.00
Rosemount-Apple Valley-Eagan	DAKOTA RIDGE SCHOOL	0196-01-100	2010	fewer than 10	fewer than 10	0.0	\$0.00
Rosemount-Apple Valley-Eagan	DAKOTA RIDGE SCHOOL	0196-01-100	2011	fewer than 10	fewer than 10	0.0	\$0.00
Rosemount-Apple Valley-Eagan	DAKOTA RIDGE SCHOOL	0196-01-100	2012	fewer than 10	fewer than 10	0.0	\$0.00
Rosemount-Apple Valley-Eagan	EAGAN SENIOR HIGH	0196-01-041	2007	510	80	633.0	\$90,000.00
Rosemount-Apple Valley-Eagan	EAGAN SENIOR HIGH	0196-01-041	2008	501	60	576.0	\$82,100.00
Rosemount-Apple Valley-Eagan	EAGAN SENIOR HIGH	0196-01-041	2009	548	71	637.0	\$93,100.00
Rosemount-Apple Valley-Eagan	EAGAN SENIOR HIGH	0196-01-041	2010	467	50	468.0	\$70,800.00
Rosemount-Apple Valley-Eagan	EAGAN SENIOR HIGH	0196-01-041	2011	462	45	361.0	\$58,100.00
Rosemount-Apple Valley-Eagan	EAGAN SENIOR HIGH	0196-01-041	2012	513	53	464.0	\$76,400.00

Rosemount-Apple Valley-Eagan	EAGAN SENIOR HIGH	0196-01-041	2013	497	22	229.0	\$36,600.00
Rosemount-Apple Valley-Eagan	EAGAN SENIOR HIGH	0196-01-041	2014	421	27	210.0	\$34,500.00
Rosemount-Apple Valley-Eagan	EASTVIEW SENIOR HIGH	0196-01-088	2007	486	63	439.0	\$62,500.00
Rosemount-Apple Valley-Eagan	EASTVIEW SENIOR HIGH	0196-01-088	2008	546	64	576.0	\$80,600.00
Rosemount-Apple Valley-Eagan	EASTVIEW SENIOR HIGH	0196-01-088	2009	519	65	503.0	\$75,700.00
Rosemount-Apple Valley-Eagan	EASTVIEW SENIOR HIGH	0196-01-088	2010	433	43	359.0	\$54,600.00
Rosemount-Apple Valley-Eagan	EASTVIEW SENIOR HIGH	0196-01-088	2011	476	67	497.0	\$81,500.00
Rosemount-Apple Valley-Eagan	EASTVIEW SENIOR HIGH	0196-01-088	2012	459	51	385.0	\$63,600.00
Rosemount-Apple Valley-Eagan	EASTVIEW SENIOR HIGH	0196-01-088	2013	470	64	511.0	\$85,000.00
Rosemount-Apple Valley-Eagan	EASTVIEW SENIOR HIGH	0196-01-088	2014	443	36	283.0	\$47,800.00
Rosemount-Apple Valley-Eagan	RAHNCLIFF ABE DIPLOMA PROGRAM	0196-01-034	2007	51	fewer than 10	0.0	\$0.00
Rosemount-Apple Valley-Eagan	RAHNCLIFF ABE DIPLOMA PROGRAM	0196-01-034	2008	75	14	102.0	\$14,400.00
Rosemount-Apple Valley-Eagan	RAHNCLIFF ABE DIPLOMA PROGRAM	0196-01-034	2009	58	10	65.0	\$9,800.00
Rosemount-Apple Valley-Eagan	RAHNCLIFF ABE DIPLOMA PROGRAM	0196-01-034	2010	52	fewer than 10	0.0	\$0.00
Rosemount-Apple Valley-Eagan	RAHNCLIFF ABE DIPLOMA PROGRAM	0196-01-034	2011	67	10	90.0	\$13,900.00
Rosemount-Apple Valley-Eagan	RAHNCLIFF ABE DIPLOMA PROGRAM	0196-01-034	2012	42	13	97.0	\$15,600.00
Rosemount-Apple Valley-Eagan	RAHNCLIFF ABE DIPLOMA PROGRAM	0196-01-034	2013	46	fewer than 10	0.0	\$0.00
Rosemount-Apple Valley-Eagan	RAHNCLIFF ABE DIPLOMA PROGRAM	0196-01-034	2014	62	fewer than 10	0.0	\$0.00
Rosemount-Apple Valley-Eagan	ROSEMOUNT AREA LEARNING CENTER	0196-01-058	2007	83	fewer than 10	0.0	\$0.00
Rosemount-Apple Valley-Eagan	ROSEMOUNT AREA LEARNING CENTER	0196-01-058	2008	92	14	99.0	\$14,200.00
Rosemount-Apple Valley-Eagan	ROSEMOUNT AREA LEARNING CENTER	0196-01-058	2009	121	27	228.0	\$32,900.00
Rosemount-Apple Valley-Eagan	ROSEMOUNT AREA LEARNING CENTER	0196-01-058	2010	82	13	96.0	\$14,400.00
Rosemount-Apple Valley-Eagan	ROSEMOUNT AREA LEARNING CENTER	0196-01-058	2011	86	15	99.0	\$15,600.00
Rosemount-Apple Valley-Eagan	ROSEMOUNT AREA LEARNING CENTER	0196-01-058	2012	84	14	108.0	\$17,500.00
Rosemount-Apple Valley-Eagan	ROSEMOUNT AREA LEARNING CENTER	0196-01-058	2013	73	10	77.0	\$12,400.00
Rosemount-Apple Valley-Eagan	ROSEMOUNT AREA LEARNING CENTER	0196-01-058	2014	59	fewer than 10	0.0	\$0.00
Rosemount-Apple Valley-Eagan	ROSEMOUNT SENIOR HIGH	0196-01-038	2007	378	59	482.0	\$68,000.00
Rosemount-Apple Valley-Eagan	ROSEMOUNT SENIOR HIGH	0196-01-038	2008	448	82	721.0	\$101,500.00
Rosemount-Apple Valley-Eagan	ROSEMOUNT SENIOR HIGH	0196-01-038	2009	405	66	620.0	\$91,400.00
Rosemount-Apple Valley-Eagan	ROSEMOUNT SENIOR HIGH	0196-01-038	2010	392	54	480.0	\$73,100.00
Rosemount-Apple Valley-Eagan	ROSEMOUNT SENIOR HIGH	0196-01-038	2011	418	55	489.0	\$81,000.00
Rosemount-Apple Valley-Eagan	ROSEMOUNT SENIOR HIGH	0196-01-038	2012	461	62	514.0	\$84,900.00
Rosemount-Apple Valley-Eagan	ROSEMOUNT SENIOR HIGH	0196-01-038	2013	444	66	513.0	\$84,100.00
Rosemount-Apple Valley-Eagan	ROSEMOUNT SENIOR HIGH	0196-01-038	2014	473	44	362.0	\$58,800.00
Rosemount-Apple Valley-Eagan	SCHOOL OF ENVIRONMENTAL STUDIES	0196-01-060	2010	169	31	242.0	\$37,100.00
Rosemount-Apple Valley-Eagan	SCHOOL OF ENVIRONMENTAL STUDIES	0196-01-060	2011	147	22	182.0	\$28,500.00
Rosemount-Apple Valley-Eagan	SCHOOL OF ENVIRONMENTAL STUDIES	0196-01-060	2012	152	27	173.0	\$29,200.00
Rosemount-Apple Valley-Eagan	SCHOOL OF ENVIRONMENTAL STUDIES	0196-01-060	2013	157	23	149.0	\$24,700.00
Rosemount-Apple Valley-Eagan	SCHOOL OF ENVIRONMENTAL STUDIES	0196-01-060	2014	171	17	121.0	\$19,300.00
Rosemount-Apple Valley-Eagan	TRANSITION PLUS	0196-01-024	2007	33	fewer than 10	0.0	\$0.00
Rosemount-Apple Valley-Eagan	TRANSITION PLUS	0196-01-024	2008	40	fewer than 10	0.0	\$0.00
Rosemount-Apple Valley-Eagan	TRANSITION PLUS	0196-01-024	2009	35	fewer than 10	0.0	\$0.00
Rosemount-Apple Valley-Eagan	TRANSITION PLUS	0196-01-024	2010	55	fewer than 10	0.0	\$0.00
Rosemount-Apple Valley-Eagan	TRANSITION PLUS	0196-01-024	2011	42	fewer than 10	0.0	\$0.00
Rosemount-Apple Valley-Eagan	TRANSITION PLUS	0196-01-024	2012	55	fewer than 10	0.0	\$0.00

Rosemount-Apple Valley-Eagan	TRANSITION PLUS	0196-01-024	2013	44	fewer than 10	0.0	\$0.00
Rosemount-Apple Valley-Eagan	TRANSITION PLUS	0196-01-024	2014	44	fewer than 10	0.0	\$0.00
Roseville Public School District	ELL TRANSITION PROGRAM	0623-01-613	2007	fewer than 10	fewer than 10	0.0	\$0.00
Roseville Public School District	ELL TRANSITION PROGRAM	0623-01-613	2009	fewer than 10	fewer than 10	0.0	\$0.00
Roseville Public School District	FAIRVIEW ALTERNATIVE HIGH SCHOOL	0623-01-615	2008	16	fewer than 10	0.0	\$0.00
Roseville Public School District	FAIRVIEW ALTERNATIVE HIGH SCHOOL	0623-01-615	2009	13	fewer than 10	0.0	\$0.00
Roseville Public School District	FAIRVIEW ALTERNATIVE HIGH SCHOOL	0623-01-615	2010	31	fewer than 10	0.0	\$0.00
Roseville Public School District	FAIRVIEW ALTERNATIVE HIGH SCHOOL	0623-01-615	2011	23	fewer than 10	0.0	\$0.00
Roseville Public School District	FAIRVIEW ALTERNATIVE HIGH SCHOOL	0623-01-615	2012	27	fewer than 10	0.0	\$0.00
Roseville Public School District	FAIRVIEW ALTERNATIVE HIGH SCHOOL	0623-01-615	2013	36	fewer than 10	0.0	\$0.00
Roseville Public School District	FAIRVIEW ALTERNATIVE HIGH SCHOOL	0623-01-615	2014	37	10	113.0	\$18,200.00
Roseville Public School District	FAIRVIEW PROGRAM	0623-01-732	2007	fewer than 10	fewer than 10	0.0	\$0.00
Roseville Public School District	FAIRVIEW PROGRAM	0623-01-732	2008	fewer than 10	fewer than 10	0.0	\$0.00
Roseville Public School District	FAIRVIEW PROGRAM	0623-01-732	2009	fewer than 10	fewer than 10	0.0	\$0.00
Roseville Public School District	FAIRVIEW PROGRAM	0623-01-732	2011	fewer than 10	fewer than 10	0.0	\$0.00
Roseville Public School District	ROSEVILLE ADULT HIGH SCHOOL	0623-01-072	2008	fewer than 10	fewer than 10	0.0	\$0.00
Roseville Public School District	ROSEVILLE ADULT HIGH SCHOOL	0623-01-072	2010	fewer than 10	fewer than 10	0.0	\$0.00
Roseville Public School District	ROSEVILLE ADULT HIGH SCHOOL	0623-01-072	2011	fewer than 10	fewer than 10	0.0	\$0.00
Roseville Public School District	ROSEVILLE ADULT HIGH SCHOOL	0623-01-072	2012	fewer than 10	fewer than 10	0.0	\$0.00
Roseville Public School District	ROSEVILLE ADULT HIGH SCHOOL	0623-01-072	2013	fewer than 10	fewer than 10	0.0	\$0.00
Roseville Public School District	ROSEVILLE ADULT HIGH SCHOOL	0623-01-072	2014	fewer than 10	fewer than 10	0.0	\$0.00
Roseville Public School District	ROSEVILLE AREA SENIOR HIGH	0623-01-069	2007	521	94	1,098.0	\$147,400.00
Roseville Public School District	ROSEVILLE AREA SENIOR HIGH	0623-01-069	2008	437	87	881.0	\$121,800.00
Roseville Public School District	ROSEVILLE AREA SENIOR HIGH	0623-01-069	2009	487	93	1,146.0	\$164,500.00
Roseville Public School District	ROSEVILLE AREA SENIOR HIGH	0623-01-069	2010	446	69	867.0	\$130,600.00
Roseville Public School District	ROSEVILLE AREA SENIOR HIGH	0623-01-069	2011	510	78	856.0	\$138,200.00
Roseville Public School District	ROSEVILLE AREA SENIOR HIGH	0623-01-069	2012	412	64	712.0	\$119,200.00
Roseville Public School District	ROSEVILLE AREA SENIOR HIGH	0623-01-069	2013	478	80	938.0	\$152,000.00
Roseville Public School District	ROSEVILLE AREA SENIOR HIGH	0623-01-069	2014	479	69	810.0	\$131,700.00
Rothsay Public School District	LEARN AT MY PACE ONLINE HIGH SCHOOL	0850-01-030	2010	fewer than 10	fewer than 10	0.0	\$0.00
Rothsay Public School District	LEARN AT MY PACE ONLINE HIGH SCHOOL	0850-01-030	2011	fewer than 10	fewer than 10	0.0	\$0.00
Rothsay Public School District	ROTHSAY SECONDARY	0850-01-020	2007	19	fewer than 10	0.0	\$0.00
Rothsay Public School District	ROTHSAY SECONDARY	0850-01-020	2008	12	fewer than 10	0.0	\$0.00
Rothsay Public School District	ROTHSAY SECONDARY	0850-01-020	2009	15	fewer than 10	0.0	\$0.00
Rothsay Public School District	ROTHSAY SECONDARY	0850-01-020	2010	14	fewer than 10	0.0	\$0.00
Rothsay Public School District	ROTHSAY SECONDARY	0850-01-020	2011	14	fewer than 10	0.0	\$0.00
Rothsay Public School District	ROTHSAY SECONDARY	0850-01-020	2012	14	fewer than 10	0.0	\$0.00
Round Lake-Brewster Public Schools	ROUND LAKE SECONDARY	0516-01-020	2007	27	fewer than 10	0.0	\$0.00
Round Lake-Brewster Public Schools	ROUND LAKE SECONDARY	0516-01-020	2008	25	fewer than 10	0.0	\$0.00
Round Lake-Brewster Public Schools	ROUND LAKE SECONDARY	0516-01-020	2009	20	fewer than 10	0.0	\$0.00
Round Lake-Brewster Public Schools	ROUND LAKE SECONDARY	0516-01-020	2010	15	fewer than 10	0.0	\$0.00
Round Lake-Brewster Public Schools	ROUND LAKE SECONDARY	0516-01-020	2011	22	fewer than 10	0.0	\$0.00
Round Lake-Brewster Public Schools	ROUND LAKE SECONDARY	0516-01-020	2012	18	fewer than 10	0.0	\$0.00
Round Lake-Brewster Public Schools	ROUND LAKE SECONDARY	0516-01-020	2013	20	fewer than 10	0.0	\$0.00
Round Lake-Brewster Public Schools	ROUND LAKE-BREWSTER SECONDARY	2907-01-020	2014	fewer than 10	fewer than 10	0.0	\$0.00

Royalton Public School District	ROYALTON HIGH SCHOOL	0485-01-020	2007	55	12	51.0	\$7,300.00
Royalton Public School District	ROYALTON HIGH SCHOOL	0485-01-020	2008	41	fewer than 10	0.0	\$0.00
Royalton Public School District	ROYALTON HIGH SCHOOL	0485-01-020	2009	53	10	55.0	\$8,300.00
Royalton Public School District	ROYALTON HIGH SCHOOL	0485-01-020	2010	36	fewer than 10	0.0	\$0.00
Royalton Public School District	ROYALTON HIGH SCHOOL	0485-01-020	2011	54	11	57.0	\$10,600.00
Royalton Public School District	ROYALTON HIGH SCHOOL	0485-01-020	2012	56	10	37.0	\$6,700.00
Royalton Public School District	ROYALTON HIGH SCHOOL	0485-01-020	2013	32	fewer than 10	0.0	\$0.00
Royalton Public School District	ROYALTON HIGH SCHOOL	0485-01-020	2014	38	fewer than 10	0.0	\$0.00
RTR Public Schools	RTR HIGH SCHOOL	2902-01-300	2007	45	fewer than 10	0.0	\$0.00
RTR Public Schools	RTR HIGH SCHOOL	2902-01-300	2008	37	fewer than 10	0.0	\$0.00
RTR Public Schools	RTR HIGH SCHOOL	2902-01-300	2009	42	fewer than 10	0.0	\$0.00
RTR Public Schools	RTR HIGH SCHOOL	2902-01-300	2010	50	fewer than 10	0.0	\$0.00
RTR Public Schools	RTR HIGH SCHOOL	2902-01-300	2011	40	fewer than 10	0.0	\$0.00
RTR Public Schools	RTR HIGH SCHOOL	2902-01-300	2012	34	fewer than 10	0.0	\$0.00
RTR Public Schools	RTR HIGH SCHOOL	2902-01-300	2013	37	fewer than 10	0.0	\$0.00
RTR Public Schools	RTR HIGH SCHOOL	2902-01-300	2014	41	fewer than 10	0.0	\$0.00
Rum River Special Education Coop	RUM RIVER NORTH-SOUTH	6079-52-010	2010	fewer than 10	fewer than 10	0.0	\$0.00
Rum River Special Education Coop	RUM RIVER NORTH-SOUTH	6079-52-010	2012	fewer than 10	fewer than 10	0.0	\$0.00
Rum River Special Education Coop	RUM RIVER NORTH-SOUTH	6079-52-010	2014	fewer than 10	fewer than 10	0.0	\$0.00
Rum River Special Education Coop	RUM RIVER SOUTH	6079-52-020	2009	fewer than 10	fewer than 10	0.0	\$0.00
Runestone Area Ed. District	NORTHSIDE ADOLESCENT SCHOOL	6014-61-025	2009	fewer than 10	fewer than 10	0.0	\$0.00
Runestone Area Ed. District	RUNESTONE REGIONAL LEARNING CENTER	6014-61-020	2007	30	fewer than 10	0.0	\$0.00
Runestone Area Ed. District	RUNESTONE REGIONAL LEARNING CENTER	6014-61-020	2008	24	fewer than 10	0.0	\$0.00
Runestone Area Ed. District	RUNESTONE REGIONAL LEARNING CENTER	6014-61-020	2009	19	fewer than 10	0.0	\$0.00
Runestone Area Ed. District	RUNESTONE REGIONAL LEARNING CENTER	6014-61-020	2010	20	fewer than 10	0.0	\$0.00
Runestone Area Ed. District	RUNESTONE REGIONAL LEARNING CENTER	6014-61-020	2011	15	fewer than 10	0.0	\$0.00
Runestone Area Ed. District	RUNESTONE REGIONAL LEARNING CENTER	6014-61-020	2012	22	fewer than 10	0.0	\$0.00
Runestone Area Ed. District	RUNESTONE REGIONAL LEARNING CENTER	6014-61-020	2013	19	fewer than 10	0.0	\$0.00
Runestone Area Ed. District	RUNESTONE REGIONAL LEARNING CENTER	6014-61-020	2014	11	fewer than 10	0.0	\$0.00
Rush City Public School District	RUSH CITY SECONDARY	0139-01-020	2007	74	24	143.0	\$18,200.00
Rush City Public School District	RUSH CITY SECONDARY	0139-01-020	2008	66	14	86.0	\$11,900.00
Rush City Public School District	RUSH CITY SECONDARY	0139-01-020	2009	73	11	87.0	\$12,400.00
Rush City Public School District	RUSH CITY SECONDARY	0139-01-020	2010	66	15	111.0	\$16,300.00
Rush City Public School District	RUSH CITY SECONDARY	0139-01-020	2011	60	fewer than 10	0.0	\$0.00
Rush City Public School District	RUSH CITY SECONDARY	0139-01-020	2012	69	fewer than 10	0.0	\$0.00
Rush City Public School District	RUSH CITY SECONDARY	0139-01-020	2013	52	fewer than 10	0.0	\$0.00
Rush City Public School District	RUSH CITY SECONDARY	0139-01-020	2014	58	fewer than 10	0.0	\$0.00
Rushford-Peterson Public Schools	RUSHFORD-PETERSON SENIOR HIGH	0239-01-002	2007	59	fewer than 10	0.0	\$0.00
Rushford-Peterson Public Schools	RUSHFORD-PETERSON SENIOR HIGH	0239-01-002	2008	54	12	99.0	\$13,800.00
Rushford-Peterson Public Schools	RUSHFORD-PETERSON SENIOR HIGH	0239-01-002	2009	51	fewer than 10	0.0	\$0.00
Rushford-Peterson Public Schools	RUSHFORD-PETERSON SENIOR HIGH	0239-01-002	2010	59	17	159.0	\$24,800.00
Rushford-Peterson Public Schools	RUSHFORD-PETERSON SENIOR HIGH	0239-01-002	2011	33	fewer than 10	0.0	\$0.00
Rushford-Peterson Public Schools	RUSHFORD-PETERSON SENIOR HIGH	0239-01-002	2012	45	fewer than 10	0.0	\$0.00
Rushford-Peterson Public Schools	RUSHFORD-PETERSON SENIOR HIGH	0239-01-002	2013	48	fewer than 10	0.0	\$0.00
Rushford-Peterson Public Schools	RUSHFORD-PETERSON SENIOR HIGH	0239-01-002	2014	41	fewer than 10	0.0	\$0.00

SAGE Academy Charter School	SAGE ACADEMY CHARTER SCHOOL	4087-07-010	2007	16	fewer than 10	0.0	\$0.00
SAGE Academy Charter School	SAGE ACADEMY CHARTER SCHOOL	4087-07-010	2008	17	fewer than 10	0.0	\$0.00
SAGE Academy Charter School	SAGE ACADEMY CHARTER SCHOOL	4087-07-010	2009	20	fewer than 10	0.0	\$0.00
SAGE Academy Charter School	SAGE ACADEMY CHARTER SCHOOL	4087-07-010	2010	fewer than 10	fewer than 10	0.0	\$0.00
SAGE Academy Charter School	SAGE ACADEMY CHARTER SCHOOL	4087-07-010	2011	15	fewer than 10	0.0	\$0.00
SAGE Academy Charter School	SAGE ACADEMY CHARTER SCHOOL	4087-07-010	2012	fewer than 10	fewer than 10	0.0	\$0.00
SAGE Academy Charter School	SAGE ACADEMY CHARTER SCHOOL	4087-07-010	2013	21	fewer than 10	0.0	\$0.00
SAGE Academy Charter School	SAGE ACADEMY CHARTER SCHOOL	4087-07-010	2014	19	fewer than 10	0.0	\$0.00
Sartell-St. Stephen School District	SARTELL SENIOR HIGH	0748-01-020	2007	207	24	126.0	\$16,800.00
Sartell-St. Stephen School District	SARTELL SENIOR HIGH	0748-01-020	2008	206	29	169.0	\$25,400.00
Sartell-St. Stephen School District	SARTELL SENIOR HIGH	0748-01-020	2009	196	19	91.0	\$15,700.00
Sartell-St. Stephen School District	SARTELL SENIOR HIGH	0748-01-020	2010	240	17	123.0	\$18,100.00
Sartell-St. Stephen School District	SARTELL SENIOR HIGH	0748-01-020	2011	227	18	84.0	\$13,900.00
Sartell-St. Stephen School District	SARTELL SENIOR HIGH	0748-01-020	2012	237	21	152.0	\$27,000.00
Sartell-St. Stephen School District	SARTELL SENIOR HIGH	0748-01-020	2013	242	22	163.0	\$26,300.00
Sartell-St. Stephen School District	SARTELL SENIOR HIGH	0748-01-020	2014	238	15	104.0	\$18,400.00
Sauk Centre Public School District	SAUK CENTRE SECONDARY	0743-01-030	2007	105	fewer than 10	0.0	\$0.00
Sauk Centre Public School District	SAUK CENTRE SECONDARY	0743-01-030	2008	96	fewer than 10	0.0	\$0.00
Sauk Centre Public School District	SAUK CENTRE SECONDARY	0743-01-030	2009	105	13	53.0	\$8,300.00
Sauk Centre Public School District	SAUK CENTRE SECONDARY	0743-01-030	2010	96	10	47.0	\$6,900.00
Sauk Centre Public School District	SAUK CENTRE SECONDARY	0743-01-030	2011	95	11	62.0	\$10,500.00
Sauk Centre Public School District	SAUK CENTRE SECONDARY	0743-01-030	2012	90	12	47.0	\$7,800.00
Sauk Centre Public School District	SAUK CENTRE SECONDARY	0743-01-030	2013	89	15	76.0	\$13,000.00
Sauk Centre Public School District	SAUK CENTRE SECONDARY	0743-01-030	2014	67	fewer than 10	0.0	\$0.00
Sauk Rapids-Rice Public Schools	SAUK RAPIDS-RICE SENIOR HIGH	0047-01-001	2007	262	52	287.0	\$44,000.00
Sauk Rapids-Rice Public Schools	SAUK RAPIDS-RICE SENIOR HIGH	0047-01-001	2008	243	48	204.0	\$31,700.00
Sauk Rapids-Rice Public Schools	SAUK RAPIDS-RICE SENIOR HIGH	0047-01-001	2009	273	48	237.0	\$37,100.00
Sauk Rapids-Rice Public Schools	SAUK RAPIDS-RICE SENIOR HIGH	0047-01-001	2010	233	53	348.0	\$60,300.00
Sauk Rapids-Rice Public Schools	SAUK RAPIDS-RICE SENIOR HIGH	0047-01-001	2011	252	43	295.0	\$48,300.00
Sauk Rapids-Rice Public Schools	SAUK RAPIDS-RICE SENIOR HIGH	0047-01-001	2012	265	38	264.0	\$45,000.00
Sauk Rapids-Rice Public Schools	SAUK RAPIDS-RICE SENIOR HIGH	0047-01-001	2013	269	41	247.0	\$42,700.00
Sauk Rapids-Rice Public Schools	SAUK RAPIDS-RICE SENIOR HIGH	0047-01-001	2014	243	26	145.0	\$25,000.00
Sebeka Public School District	SEBEKA SECONDARY	0820-01-002	2007	43	fewer than 10	0.0	\$0.00
Sebeka Public School District	SEBEKA SECONDARY	0820-01-002	2008	39	fewer than 10	0.0	\$0.00
Sebeka Public School District	SEBEKA SECONDARY	0820-01-002	2009	39	fewer than 10	0.0	\$0.00
Sebeka Public School District	SEBEKA SECONDARY	0820-01-002	2010	42	fewer than 10	0.0	\$0.00
Sebeka Public School District	SEBEKA SECONDARY	0820-01-002	2011	38	fewer than 10	0.0	\$0.00
Sebeka Public School District	SEBEKA SECONDARY	0820-01-002	2012	47	fewer than 10	0.0	\$0.00
Sebeka Public School District	SEBEKA SECONDARY	0820-01-002	2013	40	fewer than 10	0.0	\$0.00
Sebeka Public School District	SEBEKA SECONDARY	0820-01-002	2014	49	fewer than 10	0.0	\$0.00
Service Coop - REGION 10-SOUTHEAST S	RECOVERY SCHOOL OF SOUTHERN MN	4154-07-010	2007	13	fewer than 10	0.0	\$0.00
Service Coop - REGION 10-SOUTHEAST S	RECOVERY SCHOOL OF SOUTHERN MN	4154-07-010	2008	fewer than 10	fewer than 10	0.0	\$0.00
Service Coop - REGION 10-SOUTHEAST S	RECOVERY SCHOOL OF SOUTHERN MN	4154-07-010	2009	10	fewer than 10	0.0	\$0.00
Service Coop - REGION 10-SOUTHEAST S	RECOVERY SCHOOL OF SOUTHERN MN	4154-07-010	2010	11	fewer than 10	0.0	\$0.00
Service Coop - REGION 10-SOUTHEAST S	STUDIO ACADEMY CHARTER SCHOOL	4061-07-010	2007	33	fewer than 10	0.0	\$0.00

Service Coop - REGION 10-SOUTHEAST S	STUDIO ACADEMY CHARTER SCHOOL	4061-07-010	2008	18	fewer than 10	0.0	\$0.00
Service Coop - REGION 10-SOUTHEAST S	STUDIO ACADEMY CHARTER SCHOOL	4061-07-010	2009	26	fewer than 10	0.0	\$0.00
Service Coop - REGION 10-SOUTHEAST S	STUDIO ACADEMY CHARTER SCHOOL	4061-07-010	2010	29	fewer than 10	0.0	\$0.00
Service Coop - REGION 10-SOUTHEAST S	STUDIO ACADEMY CHARTER SCHOOL	4061-07-010	2011	28	fewer than 10	0.0	\$0.00
Service Coop - REGION 11-METRO EDUC	FOUR DIRECTIONS CHARTER SCHOOLS	4052-07-010	2007	20	fewer than 10	0.0	\$0.00
Service Coop - REGION 11-METRO EDUC	FOUR DIRECTIONS CHARTER SCHOOLS	4052-07-010	2008	25	fewer than 10	0.0	\$0.00
Service Coop - REGION 11-METRO EDUC	FOUR DIRECTIONS CHARTER SCHOOLS	4052-07-010	2009	18	fewer than 10	0.0	\$0.00
Service Coop - REGION 11-METRO EDUC	FOUR DIRECTIONS CHARTER SCHOOLS	4052-07-010	2010	16	fewer than 10	0.0	\$0.00
Service Coop - REGION 11-METRO EDUC	FOUR DIRECTIONS CHARTER SCHOOLS	4052-07-010	2011	13	fewer than 10	0.0	\$0.00
Service Coop - REGION 11-METRO EDUC	FOUR DIRECTIONS CHARTER SCHOOLS	4052-07-010	2012	16	fewer than 10	0.0	\$0.00
Service Coop - REGION 11-METRO EDUC	GENERAL JOHN VESSEY JR LEADERSHIP	4108-07-010	2007	11	fewer than 10	0.0	\$0.00
Service Coop - REGION 11-METRO EDUC	GENERAL JOHN VESSEY JR LEADERSHIP	4108-07-010	2008	26	fewer than 10	0.0	\$0.00
Service Coop - REGION 11-METRO EDUC	GENERAL JOHN VESSEY JR LEADERSHIP	4108-07-010	2009	20	fewer than 10	0.0	\$0.00
Service Coop - REGION 11-METRO EDUC	GENERAL JOHN VESSEY JR LEADERSHIP	4108-07-010	2010	26	fewer than 10	0.0	\$0.00
Service Coop - REGION 11-METRO EDUC	GENERAL JOHN VESSEY JR LEADERSHIP	4108-07-010	2011	16	fewer than 10	0.0	\$0.00
Service Coop - REGION 11-METRO EDUC	HEART OF THE EARTH SEC.	4044-07-020	2007	17	fewer than 10	0.0	\$0.00
Service Coop - REGION 11-METRO EDUC	HEART OF THE EARTH SEC.	4044-07-020	2008	29	fewer than 10	0.0	\$0.00
Service Coop - REGION 11-METRO EDUC	MINNESOTA NORTH STAR ACADEMY	4101-07-010	2007	fewer than 10	fewer than 10	0.0	\$0.00
Service Coop - REGION 11-METRO EDUC	MINNESOTA NORTH STAR ACADEMY	4101-07-010	2008	fewer than 10	fewer than 10	0.0	\$0.00
Service Coop - REGION 11-METRO EDUC	MINNESOTA NORTH STAR ACADEMY	4101-07-010	2009	fewer than 10	fewer than 10	0.0	\$0.00
Service Coop - REGION 11-METRO EDUC	SKILLS FOR TOMORROW CHARTER SCHOOL	4006-07-010	2007	fewer than 10	fewer than 10	0.0	\$0.00
Service Coop - REGION 11-METRO EDUC	SKILLS FOR TOMORROW CHARTER SCHOOL	4006-07-010	2008	fewer than 10	fewer than 10	0.0	\$0.00
Service Coop - REGION 11-METRO EDUC	SKILLS FOR TOMORROW CHARTER SCHOOL	4006-07-010	2009	fewer than 10	fewer than 10	0.0	\$0.00
Service Coop - REGION 11-METRO EDUC	SKILLS FOR TOMORROW CHARTER SCHOOL	4006-07-010	2010	fewer than 10	fewer than 10	0.0	\$0.00
Service Coop - REGION 11-METRO EDUC	SOBRIETY HIGH	4109-07-010	2007	fewer than 10	fewer than 10	0.0	\$0.00
Service Coop - REGION 11-METRO EDUC	SOBRIETY HIGH	4109-07-010	2008	fewer than 10	fewer than 10	0.0	\$0.00
Service Coop - REGION 11-METRO EDUC	SOBRIETY HIGH	4109-07-010	2009	23	fewer than 10	0.0	\$0.00
Service Coop - REGION 11-METRO EDUC	SOBRIETY HIGH	4109-07-010	2010	12	fewer than 10	0.0	\$0.00
Service Coop - REGION 3 - NORTHEAST S	LAKE SUPERIOR HIGH SCHOOL	4046-07-010	2007	15	fewer than 10	0.0	\$0.00
Service Coop - REGION 3 - NORTHEAST S	LAKE SUPERIOR HIGH SCHOOL	4046-07-010	2008	18	fewer than 10	0.0	\$0.00
Service Coop - REGION 3 - NORTHEAST S	LAKE SUPERIOR HIGH SCHOOL	4046-07-010	2009	13	fewer than 10	0.0	\$0.00
Service Coop - REGION 3 - NORTHEAST S	LAKE SUPERIOR HIGH SCHOOL	4046-07-010	2010	24	fewer than 10	0.0	\$0.00
Service Coop - REGION 3 - NORTHEAST S	LAKE SUPERIOR HIGH SCHOOL	4046-07-010	2011	25	fewer than 10	0.0	\$0.00
Service Coop - REGION 4-LAKES COUNT	LAKES AREA CHARTER SCHOOL	4045-07-010	2007	22	fewer than 10	0.0	\$0.00
Service Coop - REGION 4-LAKES COUNT	LAKES AREA CHARTER SCHOOL	4045-07-010	2008	23	fewer than 10	0.0	\$0.00
Service Coop - REGION 4-LAKES COUNT	LAKES AREA CHARTER SCHOOL	4045-07-010	2009	12	fewer than 10	0.0	\$0.00
Service Coop - REGION 4-LAKES COUNT	LAKES AREA CHARTER SCHOOL	4045-07-010	2010	10	fewer than 10	0.0	\$0.00
Service Coop - REGION 4-LAKES COUNT	LAKES AREA CHARTER SCHOOL	4045-07-010	2011	15	fewer than 10	0.0	\$0.00
Service Coop - REGION 4-LAKES COUNT	LAKES AREA CHARTER SCHOOL	4045-07-010	2012	fewer than 10	fewer than 10	0.0	\$0.00
Service Coop - REGION 4-LAKES COUNT	LAKES AREA CHARTER SCHOOL	4045-07-010	2013	fewer than 10	fewer than 10	0.0	\$0.00
Service Coop - REGION 7-RESOURCE TR	GREAT RIVER EDUCATION CENTER	4048-07-010	2007	11	fewer than 10	0.0	\$0.00
Service Coop - REGION 7-RESOURCE TR	GREAT RIVER EDUCATION CENTER	4048-07-010	2008	10	fewer than 10	0.0	\$0.00
Service Coop - REGION 7-RESOURCE TR	GREAT RIVER EDUCATION CENTER	4048-07-010	2009	13	fewer than 10	0.0	\$0.00
Service Coop - REGION 7-RESOURCE TR	GREAT RIVER EDUCATION CENTER	4048-07-010	2010	11	fewer than 10	0.0	\$0.00
Service Coop - REGION 7-RESOURCE TR	GREAT RIVER EDUCATION CENTER	4048-07-010	2011	fewer than 10	fewer than 10	0.0	\$0.00

Service Coop - REGN 6 AND 8-SW/WC S	ECI' NOMPA WOONSPE	4028-07-010	2007	fewer than 10	fewer than 10	0.0	\$0.00
Service Coop - REGN 6 AND 8-SW/WC S	ECI' NOMPA WOONSPE	4028-07-010	2008	fewer than 10	fewer than 10	0.0	\$0.00
Service Coop - REGN 6 AND 8-SW/WC S	ECI' NOMPA WOONSPE	4028-07-010	2009	fewer than 10	fewer than 10	0.0	\$0.00
Service Coop - REGN 6 AND 8-SW/WC S	ECI' NOMPA WOONSPE	4028-07-010	2010	fewer than 10	fewer than 10	0.0	\$0.00
Service Coop - REGN 6 AND 8-SW/WC S	YANKTON COUNTRY CHARTER SCHOOL	4072-07-010	2007	10	fewer than 10	0.0	\$0.00
Service Coop - REGN 6 AND 8-SW/WC S	YANKTON COUNTRY CHARTER SCHOOL	4072-07-010	2008	fewer than 10	fewer than 10	0.0	\$0.00
Shakopee Public School District	SHAKOPEE SENIOR HIGH	0720-01-083	2007	258	31	244.0	\$34,200.00
Shakopee Public School District	SHAKOPEE SENIOR HIGH	0720-01-083	2008	292	52	416.0	\$58,600.00
Shakopee Public School District	SHAKOPEE SENIOR HIGH	0720-01-083	2009	296	54	415.0	\$61,900.00
Shakopee Public School District	SHAKOPEE SENIOR HIGH	0720-01-083	2010	315	62	531.0	\$82,200.00
Shakopee Public School District	SHAKOPEE SENIOR HIGH	0720-01-083	2011	365	64	507.0	\$83,000.00
Shakopee Public School District	SHAKOPEE SENIOR HIGH	0720-01-083	2012	423	71	561.0	\$94,900.00
Shakopee Public School District	SHAKOPEE SENIOR HIGH	0720-01-083	2013	383	67	566.0	\$92,100.00
Shakopee Public School District	SHAKOPEE SENIOR HIGH	0720-01-083	2014	430	50	454.0	\$74,600.00
Shakopee Public School District	SHAKOPEE SR ALC	0720-01-086	2013	23	fewer than 10	0.0	\$0.00
Shakopee Public School District	SHAKOPEE SR ALC	0720-01-086	2014	39	fewer than 10	0.0	\$0.00
Sibley East School District	SIBLEY EAST-ARLINGTON SENIOR HIGH	2310-01-003	2007	113	20	124.0	\$17,200.00
Sibley East School District	SIBLEY EAST-ARLINGTON SENIOR HIGH	2310-01-003	2008	76	13	61.0	\$8,500.00
Sibley East School District	SIBLEY EAST-ARLINGTON SENIOR HIGH	2310-01-003	2009	90	11	76.0	\$11,300.00
Sibley East School District	SIBLEY EAST-ARLINGTON SENIOR HIGH	2310-01-003	2010	86	16	159.0	\$24,300.00
Sibley East School District	SIBLEY EAST-ARLINGTON SENIOR HIGH	2310-01-003	2011	88	11	61.0	\$11,100.00
Sibley East School District	SIBLEY EAST-ARLINGTON SENIOR HIGH	2310-01-003	2012	81	11	74.0	\$11,900.00
Sibley East School District	SIBLEY EAST-ARLINGTON SENIOR HIGH	2310-01-003	2013	76	11	56.0	\$9,300.00
Sibley East School District	SIBLEY EAST-ARLINGTON SENIOR HIGH	2310-01-003	2014	79	fewer than 10	0.0	\$0.00
Sleepy Eye Public School District	SLEEPY EYE SEC.	0084-01-020	2007	65	15	88.0	\$12,600.00
Sleepy Eye Public School District	SLEEPY EYE SEC.	0084-01-020	2008	52	13	63.0	\$10,300.00
Sleepy Eye Public School District	SLEEPY EYE SEC.	0084-01-020	2009	54	10	120.0	\$17,400.00
Sleepy Eye Public School District	SLEEPY EYE SEC.	0084-01-020	2010	55	15	156.0	\$24,300.00
Sleepy Eye Public School District	SLEEPY EYE SEC.	0084-01-020	2011	57	16	129.0	\$22,600.00
Sleepy Eye Public School District	SLEEPY EYE SEC.	0084-01-020	2012	63	13	91.0	\$15,900.00
Sleepy Eye Public School District	SLEEPY EYE SEC.	0084-01-020	2013	43	fewer than 10	0.0	\$0.00
Sleepy Eye Public School District	SLEEPY EYE SEC.	0084-01-020	2014	49	fewer than 10	0.0	\$0.00
Sobriety High	ARONA ACADEMY OF SOBRIETY HIGH	4109-07-014	2007	fewer than 10	fewer than 10	0.0	\$0.00
Sobriety High	ARONA ACADEMY OF SOBRIETY HIGH	4109-07-014	2008	11	fewer than 10	0.0	\$0.00
Sobriety High	ARONA ACADEMY OF SOBRIETY HIGH	4109-07-014	2009	fewer than 10	fewer than 10	0.0	\$0.00
Sobriety High	ARONA ACADEMY OF SOBRIETY HIGH	4109-07-014	2010	10	fewer than 10	0.0	\$0.00
Sobriety High	ARONA ACADEMY OF SOBRIETY HIGH	4109-07-014	2011	18	fewer than 10	0.0	\$0.00
Sobriety High	ARONA ACADEMY OF SOBRIETY HIGH	4109-07-014	2012	13	fewer than 10	0.0	\$0.00
Sobriety High	ARONA ACADEMY OF SOBRIETY HIGH	4109-07-014	2013	fewer than 10	fewer than 10	0.0	\$0.00
Sobriety High	SOBRIETY HIGH SOUTH	4109-07-012	2007	13	fewer than 10	0.0	\$0.00
Sobriety High	SOBRIETY HIGH SOUTH	4109-07-012	2008	18	fewer than 10	0.0	\$0.00
Sobriety High	SOBRIETY HIGH SOUTH	4109-07-012	2009	13	fewer than 10	0.0	\$0.00
Sobriety High	SOBRIETY HIGH SOUTH	4109-07-012	2010	11	fewer than 10	0.0	\$0.00
Sobriety High	SOBRIETY HIGH SOUTH	4109-07-012	2011	11	fewer than 10	0.0	\$0.00
Sobriety High	SOBRIETY HIGH SOUTH	4109-07-012	2012	10	fewer than 10	0.0	\$0.00

Sobriety High	SOBRIETY HIGH SOUTH	4109-07-012	2013	fewer than 10	fewer than 10	0.0	\$0.00
Sobriety High	SOBRIETY HIGH WEST CAMPUS	4109-07-011	2007	12	fewer than 10	0.0	\$0.00
Sobriety High	SOBRIETY HIGH WEST CAMPUS	4109-07-011	2008	19	fewer than 10	0.0	\$0.00
Sobriety High	SOBRIETY HIGH WEST CAMPUS	4109-07-011	2009	12	fewer than 10	0.0	\$0.00
Sobriety High	SOBRIETY HIGH WEST CAMPUS	4109-07-011	2010	fewer than 10	fewer than 10	0.0	\$0.00
Sobriety High Libre	LIBRE ACADEMY, A SOBRIETY HIGH	1465-35-010	2007	fewer than 10	fewer than 10	0.0	\$0.00
South Koochiching School District	INDUS SECONDARY	0363-01-060	2007	11	fewer than 10	0.0	\$0.00
South Koochiching School District	INDUS SECONDARY	0363-01-060	2008	13	fewer than 10	0.0	\$0.00
South Koochiching School District	INDUS SECONDARY	0363-01-060	2009	14	fewer than 10	0.0	\$0.00
South Koochiching School District	INDUS SECONDARY	0363-01-060	2010	13	fewer than 10	0.0	\$0.00
South Koochiching School District	INDUS SECONDARY	0363-01-060	2011	fewer than 10	fewer than 10	0.0	\$0.00
South Koochiching School District	INDUS SECONDARY	0363-01-060	2012	fewer than 10	fewer than 10	0.0	\$0.00
South Koochiching School District	INDUS SECONDARY	0363-01-060	2013	11	fewer than 10	0.0	\$0.00
South Koochiching School District	INDUS SECONDARY	0363-01-060	2014	fewer than 10	fewer than 10	0.0	\$0.00
South Koochiching School District	NORTHOME SECONDARY	0363-01-070	2007	13	fewer than 10	0.0	\$0.00
South Koochiching School District	NORTHOME SECONDARY	0363-01-070	2008	11	fewer than 10	0.0	\$0.00
South Koochiching School District	NORTHOME SECONDARY	0363-01-070	2009	18	fewer than 10	0.0	\$0.00
South Koochiching School District	NORTHOME SECONDARY	0363-01-070	2010	12	fewer than 10	0.0	\$0.00
South Koochiching School District	NORTHOME SECONDARY	0363-01-070	2011	15	fewer than 10	0.0	\$0.00
South Koochiching School District	NORTHOME SECONDARY	0363-01-070	2012	19	fewer than 10	0.0	\$0.00
South Koochiching School District	NORTHOME SECONDARY	0363-01-070	2013	25	fewer than 10	0.0	\$0.00
South Koochiching School District	NORTHOME SECONDARY	0363-01-070	2014	fewer than 10	fewer than 10	0.0	\$0.00
South St. Paul Public School Dist.	S ST. PAUL COMMUNITY LRNG. CNTR.	0006-03-303	2007	15	fewer than 10	0.0	\$0.00
South St. Paul Public School Dist.	S ST. PAUL COMMUNITY LRNG. CNTR.	0006-03-303	2008	23	fewer than 10	0.0	\$0.00
South St. Paul Public School Dist.	S ST. PAUL COMMUNITY LRNG. CNTR.	0006-03-303	2009	25	fewer than 10	0.0	\$0.00
South St. Paul Public School Dist.	S ST. PAUL COMMUNITY LRNG. CNTR.	0006-03-303	2010	26	fewer than 10	0.0	\$0.00
South St. Paul Public School Dist.	S ST. PAUL COMMUNITY LRNG. CNTR.	0006-03-303	2011	26	fewer than 10	0.0	\$0.00
South St. Paul Public School Dist.	S ST. PAUL COMMUNITY LRNG. CNTR.	0006-03-303	2012	30	fewer than 10	0.0	\$0.00
South St. Paul Public School Dist.	S ST. PAUL COMMUNITY LRNG. CNTR.	0006-03-303	2013	28	fewer than 10	0.0	\$0.00
South St. Paul Public School Dist.	S ST. PAUL COMMUNITY LRNG. CNTR.	0006-03-303	2014	38	fewer than 10	0.0	\$0.00
South St. Paul Public School Dist.	SOUTH ST. PAUL SECONDARY	0006-03-120	2007	205	42	351.0	\$48,500.00
South St. Paul Public School Dist.	SOUTH ST. PAUL SECONDARY	0006-03-120	2008	212	45	354.0	\$51,600.00
South St. Paul Public School Dist.	SOUTH ST. PAUL SECONDARY	0006-03-120	2009	182	37	313.0	\$44,900.00
South St. Paul Public School Dist.	SOUTH ST. PAUL SECONDARY	0006-03-120	2010	189	37	249.0	\$38,500.00
South St. Paul Public School Dist.	SOUTH ST. PAUL SECONDARY	0006-03-120	2011	183	31	281.0	\$44,100.00
South St. Paul Public School Dist.	SOUTH ST. PAUL SECONDARY	0006-03-120	2012	225	37	343.0	\$55,100.00
South St. Paul Public School Dist.	SOUTH ST. PAUL SECONDARY	0006-03-120	2013	165	27	238.0	\$39,200.00
South St. Paul Public School Dist.	SOUTH ST. PAUL SECONDARY	0006-03-120	2014	189	33	270.0	\$44,000.00
South Washington County School Dist	EAST RIDGE HIGH SCHOOL	0833-01-025	2011	332	37	304.0	\$49,000.00
South Washington County School Dist	EAST RIDGE HIGH SCHOOL	0833-01-025	2012	332	37	334.0	\$56,500.00
South Washington County School Dist	EAST RIDGE HIGH SCHOOL	0833-01-025	2013	335	31	265.0	\$42,900.00
South Washington County School Dist	EAST RIDGE HIGH SCHOOL	0833-01-025	2014	469	26	245.0	\$40,800.00
South Washington County School Dist	PARK SENIOR HIGH	0833-01-024	2007	464	97	889.0	\$123,700.00
South Washington County School Dist	PARK SENIOR HIGH	0833-01-024	2008	513	112	1,101.0	\$157,100.00
South Washington County School Dist	PARK SENIOR HIGH	0833-01-024	2009	537	104	1,157.0	\$168,300.00

South Washington County School Dist	PARK SENIOR HIGH	0833-01-024	2010	491	88	840.0	\$131,700.00
South Washington County School Dist	PARK SENIOR HIGH	0833-01-024	2011	380	57	647.0	\$104,200.00
South Washington County School Dist	PARK SENIOR HIGH	0833-01-024	2012	416	81	746.0	\$121,900.00
South Washington County School Dist	PARK SENIOR HIGH	0833-01-024	2013	411	64	511.0	\$85,100.00
South Washington County School Dist	PARK SENIOR HIGH	0833-01-024	2014	396	47	356.0	\$60,000.00
South Washington County School Dist	SO WASH HIGH SCHOOL DIPLOMA PROGRAM	0833-01-052	2007	15	fewer than 10	0.0	\$0.00
South Washington County School Dist	SO WASH HIGH SCHOOL DIPLOMA PROGRAM	0833-01-052	2008	18	fewer than 10	0.0	\$0.00
South Washington County School Dist	SO WASH HIGH SCHOOL DIPLOMA PROGRAM	0833-01-052	2009	20	fewer than 10	0.0	\$0.00
South Washington County School Dist	SO WASH HIGH SCHOOL DIPLOMA PROGRAM	0833-01-052	2010	23	fewer than 10	0.0	\$0.00
South Washington County School Dist	SO WASH HIGH SCHOOL DIPLOMA PROGRAM	0833-01-052	2011	14	fewer than 10	0.0	\$0.00
South Washington County School Dist	SO WASH HIGH SCHOOL DIPLOMA PROGRAM	0833-01-052	2012	24	fewer than 10	0.0	\$0.00
South Washington County School Dist	SO WASH HIGH SCHOOL DIPLOMA PROGRAM	0833-01-052	2013	16	fewer than 10	0.0	\$0.00
South Washington County School Dist	SO WASH HIGH SCHOOL DIPLOMA PROGRAM	0833-01-052	2014	26	fewer than 10	0.0	\$0.00
South Washington County School Dist	SOUTH WASHINGTON ALTERNATIVE HIGH SCHOOL	0833-01-023	2007	35	fewer than 10	0.0	\$0.00
South Washington County School Dist	SOUTH WASHINGTON ALTERNATIVE HIGH SCHOOL	0833-01-023	2008	43	fewer than 10	0.0	\$0.00
South Washington County School Dist	SOUTH WASHINGTON ALTERNATIVE HIGH SCHOOL	0833-01-023	2009	41	fewer than 10	0.0	\$0.00
South Washington County School Dist	SOUTH WASHINGTON ALTERNATIVE HIGH SCHOOL	0833-01-023	2010	51	11	126.0	\$19,100.00
South Washington County School Dist	SOUTH WASHINGTON ALTERNATIVE HIGH SCHOOL	0833-01-023	2011	29	fewer than 10	0.0	\$0.00
South Washington County School Dist	SOUTH WASHINGTON ALTERNATIVE HIGH SCHOOL	0833-01-023	2012	28	fewer than 10	0.0	\$0.00
South Washington County School Dist	SOUTH WASHINGTON ALTERNATIVE HIGH SCHOOL	0833-01-023	2013	30	fewer than 10	0.0	\$0.00
South Washington County School Dist	SOUTH WASHINGTON ALTERNATIVE HIGH SCHOOL	0833-01-023	2014	33	fewer than 10	0.0	\$0.00
South Washington County School Dist	TRANSITIONS	0833-01-056	2009	14	fewer than 10	0.0	\$0.00
South Washington County School Dist	TRANSITIONS	0833-01-056	2010	17	fewer than 10	0.0	\$0.00
South Washington County School Dist	TRANSITIONS	0833-01-056	2011	16	fewer than 10	0.0	\$0.00
South Washington County School Dist	TRANSITIONS	0833-01-056	2012	13	fewer than 10	0.0	\$0.00
South Washington County School Dist	TRANSITIONS	0833-01-056	2013	20	fewer than 10	0.0	\$0.00
South Washington County School Dist	TRANSITIONS	0833-01-056	2014	17	fewer than 10	0.0	\$0.00
South Washington County School Dist	WOODBURY SENIOR HIGH	0833-01-029	2007	563	64	605.0	\$83,100.00
South Washington County School Dist	WOODBURY SENIOR HIGH	0833-01-029	2008	585	83	771.0	\$107,000.00
South Washington County School Dist	WOODBURY SENIOR HIGH	0833-01-029	2009	587	87	849.0	\$124,900.00
South Washington County School Dist	WOODBURY SENIOR HIGH	0833-01-029	2010	584	92	980.0	\$149,400.00
South Washington County School Dist	WOODBURY SENIOR HIGH	0833-01-029	2011	419	69	704.0	\$111,400.00
South Washington County School Dist	WOODBURY SENIOR HIGH	0833-01-029	2012	408	56	546.0	\$88,700.00
South Washington County School Dist	WOODBURY SENIOR HIGH	0833-01-029	2013	461	52	521.0	\$85,600.00
South Washington County School Dist	WOODBURY SENIOR HIGH	0833-01-029	2014	408	33	363.0	\$59,200.00
Southern Plains Education Coop.	LINCOLN DAY FACILITY	0915-52-030	2008	fewer than 10	fewer than 10	0.0	\$0.00
Southern Plains Education Coop.	LINCOLN DAY FACILITY	0915-52-030	2009	fewer than 10	fewer than 10	0.0	\$0.00
Southern Plains Education Coop.	LINCOLN DAY FACILITY	0915-52-030	2010	fewer than 10	fewer than 10	0.0	\$0.00
Southern Plains Education Coop.	LINCOLN DAY FACILITY	0915-52-030	2011	fewer than 10	fewer than 10	0.0	\$0.00
Southern Plains Education Coop.	LINCOLN DAY FACILITY	0915-52-030	2012	fewer than 10	fewer than 10	0.0	\$0.00
Southern Plains Education Coop.	SOUTHERN PLAINS AREA LEARNING CNTR.	0915-52-020	2007	16	fewer than 10	0.0	\$0.00
Southern Plains Education Coop.	SOUTHERN PLAINS AREA LEARNING CNTR.	0915-52-020	2008	16	fewer than 10	0.0	\$0.00
Southern Plains Education Coop.	SOUTHERN PLAINS AREA LEARNING CNTR.	0915-52-020	2009	fewer than 10	fewer than 10	0.0	\$0.00
Southern Plains Education Coop.	SOUTHERN PLAINS AREA LEARNING CNTR.	0915-52-020	2010	17	fewer than 10	0.0	\$0.00
Southern Plains Education Coop.	SOUTHERN PLAINS AREA LEARNING CNTR.	0915-52-020	2011	16	fewer than 10	0.0	\$0.00

Southern Plains Education Coop.	SOUTHERN PLAINS AREA LEARNING CNTR.	0915-52-020	2012	19	fewer than 10	0.0	\$0.00
Southern Plains Education Coop.	SOUTHERN PLAINS AREA LEARNING CNTR.	0915-52-020	2013	16	fewer than 10	0.0	\$0.00
Southern Plains Education Coop.	SOUTHERN PLAINS AREA LEARNING CNTR.	0915-52-020	2014	21	fewer than 10	0.0	\$0.00
Southland Public School District	SOUTHLAND SENIOR HIGH	0500-01-040	2007	60	14	109.0	\$15,000.00
Southland Public School District	SOUTHLAND SENIOR HIGH	0500-01-040	2008	49	11	84.0	\$11,600.00
Southland Public School District	SOUTHLAND SENIOR HIGH	0500-01-040	2009	41	fewer than 10	0.0	\$0.00
Southland Public School District	SOUTHLAND SENIOR HIGH	0500-01-040	2010	73	18	162.0	\$24,900.00
Southland Public School District	SOUTHLAND SENIOR HIGH	0500-01-040	2011	52	12	102.0	\$16,700.00
Southland Public School District	SOUTHLAND SENIOR HIGH	0500-01-040	2012	68	10	62.0	\$10,300.00
Southland Public School District	SOUTHLAND SENIOR HIGH	0500-01-040	2013	54	fewer than 10	0.0	\$0.00
Southland Public School District	SOUTHLAND SENIOR HIGH	0500-01-040	2014	51	fewer than 10	0.0	\$0.00
Southwest Metro Educational Coop	CARVER-SCOTT EDUCATIONAL COOP.	0930-53-010	2007	10	fewer than 10	0.0	\$0.00
Southwest Metro Educational Coop	CARVER-SCOTT EDUCATIONAL COOP.	0930-53-010	2008	19	fewer than 10	0.0	\$0.00
Southwest Metro Educational Coop	CARVER-SCOTT EDUCATIONAL COOP.	0930-53-010	2009	fewer than 10	fewer than 10	0.0	\$0.00
Southwest Metro Educational Coop	CARVER-SCOTT EDUCATIONAL COOP.	0930-53-010	2010	fewer than 10	fewer than 10	0.0	\$0.00
Southwest Metro Educational Coop	CARVER-SCOTT EDUCATIONAL COOP.	0930-53-010	2011	fewer than 10	fewer than 10	0.0	\$0.00
Southwest Metro Educational Coop	CARVER-SCOTT EDUCATIONAL COOP.	0930-53-010	2012	fewer than 10	fewer than 10	0.0	\$0.00
Southwest Metro Educational Coop	CARVER-SCOTT EDUCATIONAL COOP.	0930-53-010	2013	fewer than 10	fewer than 10	0.0	\$0.00
Southwest Metro Educational Coop	SCOTT ALC	0930-53-863	2007	22	fewer than 10	0.0	\$0.00
Southwest Metro Educational Coop	SCOTT ALC	0930-53-863	2008	19	fewer than 10	0.0	\$0.00
Southwest Metro Educational Coop	SCOTT ALC	0930-53-863	2009	16	fewer than 10	0.0	\$0.00
Southwest Metro Educational Coop	SCOTT ALC	0930-53-863	2010	11	fewer than 10	0.0	\$0.00
Southwest Metro Educational Coop	SCOTT ALC	0930-53-863	2011	11	fewer than 10	0.0	\$0.00
Southwest Metro Educational Coop	SCOTT ALC	0930-53-863	2012	10	fewer than 10	0.0	\$0.00
Southwest Metro Educational Coop	SWMetro - Chaska Special Education	6088-50-010	2014	24	fewer than 10	0.0	\$0.00
Southwest Metro Educational Coop	SWMETRO ALC	6088-50-020	2014	42	fewer than 10	0.0	\$0.00
Southwest Metro Educational Coop	SWMETRO INDEPENDENT STUDY	6088-50-026	2014	fewer than 10	fewer than 10	0.0	\$0.00
Southwest Metro Educational Coop	SWMETRO ONLINE LEARNING	6088-50-027	2014	fewer than 10	fewer than 10	0.0	\$0.00
Southwest Metro Educational Coop	SWMETRO SEAT BASED	6088-50-025	2014	fewer than 10	fewer than 10	0.0	\$0.00
Southwest Metro Educational Coop	TRANSITION PROGRAM 18 TO 21	0930-53-031	2009	16	fewer than 10	0.0	\$0.00
Southwest Metro Educational Coop	TRANSITION PROGRAM 18 TO 21	0930-53-031	2010	25	fewer than 10	0.0	\$0.00
Southwest Metro Educational Coop	TRANSITION PROGRAM 18 TO 21	0930-53-031	2011	14	fewer than 10	0.0	\$0.00
Southwest Metro Educational Coop	TRANSITION PROGRAM 18 TO 21	0930-53-031	2012	12	fewer than 10	0.0	\$0.00
Spectrum High School	SPECTRUM HIGH SCHOOL	4160-07-010	2009	28	fewer than 10	0.0	\$0.00
Spectrum High School	SPECTRUM HIGH SCHOOL	4160-07-010	2010	31	fewer than 10	0.0	\$0.00
Spectrum High School	SPECTRUM HIGH SCHOOL	4160-07-010	2011	61	fewer than 10	0.0	\$0.00
Spectrum High School	SPECTRUM HIGH SCHOOL	4160-07-010	2012	53	fewer than 10	0.0	\$0.00
Spectrum High School	SPECTRUM HIGH SCHOOL	4160-07-010	2013	40	fewer than 10	0.0	\$0.00
Spectrum High School	SPECTRUM HIGH SCHOOL	4160-07-010	2014	41	fewer than 10	0.0	\$0.00
Spring Grove School District	SPRING GROVE SECONDARY	0297-01-020	2007	28	fewer than 10	0.0	\$0.00
Spring Grove School District	SPRING GROVE SECONDARY	0297-01-020	2008	22	fewer than 10	0.0	\$0.00
Spring Grove School District	SPRING GROVE SECONDARY	0297-01-020	2009	34	fewer than 10	0.0	\$0.00
Spring Grove School District	SPRING GROVE SECONDARY	0297-01-020	2010	36	fewer than 10	0.0	\$0.00
Spring Grove School District	SPRING GROVE SECONDARY	0297-01-020	2011	27	fewer than 10	0.0	\$0.00
Spring Grove School District	SPRING GROVE SECONDARY	0297-01-020	2012	25	fewer than 10	0.0	\$0.00

Spring Grove School District	SPRING GROVE SECONDARY	0297-01-020	2013	24	fewer than 10	0.0	\$0.00
Spring Grove School District	SPRING GROVE SECONDARY	0297-01-020	2014	32	fewer than 10	0.0	\$0.00
Spring Lake Park Public Schools	ADULT DIPLOMA	0016-01-781	2007	fewer than 10	fewer than 10	0.0	\$0.00
Spring Lake Park Public Schools	ADULT DIPLOMA	0016-01-781	2008	14	fewer than 10	0.0	\$0.00
Spring Lake Park Public Schools	ADULT DIPLOMA	0016-01-781	2009	11	fewer than 10	0.0	\$0.00
Spring Lake Park Public Schools	ADULT DIPLOMA	0016-01-781	2010	fewer than 10	fewer than 10	0.0	\$0.00
Spring Lake Park Public Schools	ADULT DIPLOMA	0016-01-781	2011	10	fewer than 10	0.0	\$0.00
Spring Lake Park Public Schools	ADULT DIPLOMA	0016-01-781	2012	11	fewer than 10	0.0	\$0.00
Spring Lake Park Public Schools	ADULT DIPLOMA	0016-01-781	2013	15	fewer than 10	0.0	\$0.00
Spring Lake Park Public Schools	ADULT DIPLOMA	0016-01-781	2014	fewer than 10	fewer than 10	0.0	\$0.00
Spring Lake Park Public Schools	DISTANCE LEARNING INDEP STUDY	0016-01-780	2007	fewer than 10	fewer than 10	0.0	\$0.00
Spring Lake Park Public Schools	DISTANCE LEARNING INDEP STUDY	0016-01-780	2008	fewer than 10	fewer than 10	0.0	\$0.00
Spring Lake Park Public Schools	DISTANCE LEARNING INDEP STUDY	0016-01-780	2009	fewer than 10	fewer than 10	0.0	\$0.00
Spring Lake Park Public Schools	DISTANCE LEARNING INDEP STUDY	0016-01-780	2012	fewer than 10	fewer than 10	0.0	\$0.00
Spring Lake Park Public Schools	DISTANCE LEARNING INDEP STUDY	0016-01-780	2013	fewer than 10	fewer than 10	0.0	\$0.00
Spring Lake Park Public Schools	DISTANCE LEARNING INDEP STUDY	0016-01-780	2014	fewer than 10	fewer than 10	0.0	\$0.00
Spring Lake Park Public Schools	LEARNING ALTERNATIVES COMMUNITY SCH	0016-01-777	2007	49	fewer than 10	0.0	\$0.00
Spring Lake Park Public Schools	LEARNING ALTERNATIVES COMMUNITY SCH	0016-01-777	2008	54	10	71.0	\$9,100.00
Spring Lake Park Public Schools	LEARNING ALTERNATIVES COMMUNITY SCH	0016-01-777	2009	63	10	76.0	\$10,900.00
Spring Lake Park Public Schools	LEARNING ALTERNATIVES COMMUNITY SCH	0016-01-777	2010	51	fewer than 10	0.0	\$0.00
Spring Lake Park Public Schools	LEARNING ALTERNATIVES COMMUNITY SCH	0016-01-777	2011	42	fewer than 10	0.0	\$0.00
Spring Lake Park Public Schools	LEARNING ALTERNATIVES COMMUNITY SCH	0016-01-777	2012	43	fewer than 10	0.0	\$0.00
Spring Lake Park Public Schools	LEARNING ALTERNATIVES COMMUNITY SCH	0016-01-777	2013	40	fewer than 10	0.0	\$0.00
Spring Lake Park Public Schools	LEARNING ALTERNATIVES COMMUNITY SCH	0016-01-777	2014	18	fewer than 10	0.0	\$0.00
Spring Lake Park Public Schools	SPRING LAKE PARK SENIOR HIGH	0016-01-045	2007	271	71	511.0	\$65,600.00
Spring Lake Park Public Schools	SPRING LAKE PARK SENIOR HIGH	0016-01-045	2008	273	55	482.0	\$63,300.00
Spring Lake Park Public Schools	SPRING LAKE PARK SENIOR HIGH	0016-01-045	2009	261	47	441.0	\$61,000.00
Spring Lake Park Public Schools	SPRING LAKE PARK SENIOR HIGH	0016-01-045	2010	266	53	443.0	\$63,400.00
Spring Lake Park Public Schools	SPRING LAKE PARK SENIOR HIGH	0016-01-045	2011	267	56	584.0	\$88,500.00
Spring Lake Park Public Schools	SPRING LAKE PARK SENIOR HIGH	0016-01-045	2012	271	58	554.0	\$86,000.00
Spring Lake Park Public Schools	SPRING LAKE PARK SENIOR HIGH	0016-01-045	2013	281	59	628.0	\$99,000.00
Spring Lake Park Public Schools	SPRING LAKE PARK SENIOR HIGH	0016-01-045	2014	274	42	312.0	\$48,600.00
Springfield Public School District	SPRINGFIELD SECONDARY	0085-01-001	2007	45	fewer than 10	0.0	\$0.00
Springfield Public School District	SPRINGFIELD SECONDARY	0085-01-001	2008	52	13	52.0	\$7,500.00
Springfield Public School District	SPRINGFIELD SECONDARY	0085-01-001	2009	52	14	60.0	\$9,300.00
Springfield Public School District	SPRINGFIELD SECONDARY	0085-01-001	2010	47	fewer than 10	0.0	\$0.00
Springfield Public School District	SPRINGFIELD SECONDARY	0085-01-001	2011	58	fewer than 10	0.0	\$0.00
Springfield Public School District	SPRINGFIELD SECONDARY	0085-01-001	2012	41	fewer than 10	0.0	\$0.00
Springfield Public School District	SPRINGFIELD SECONDARY	0085-01-001	2013	57	fewer than 10	0.0	\$0.00
Springfield Public School District	SPRINGFIELD SECONDARY	0085-01-001	2014	37	fewer than 10	0.0	\$0.00
St Paul Conservatory Performing Art	ST PAUL CONSERVATORY PERFORMING ART	4112-07-010	2007	44	fewer than 10	0.0	\$0.00
St Paul Conservatory Performing Art	ST PAUL CONSERVATORY PERFORMING ART	4112-07-010	2008	72	fewer than 10	0.0	\$0.00
St Paul Conservatory Performing Art	ST PAUL CONSERVATORY PERFORMING ART	4112-07-010	2009	89	fewer than 10	0.0	\$0.00
St Paul Conservatory Performing Art	ST PAUL CONSERVATORY PERFORMING ART	4112-07-010	2010	95	fewer than 10	0.0	\$0.00
St Paul Conservatory Performing Art	ST PAUL CONSERVATORY PERFORMING ART	4112-07-010	2011	86	fewer than 10	0.0	\$0.00

St Paul Conservatory Performing Art	ST PAUL CONSERVATORY PERFORMING ART	4112-07-010	2012	89	fewer than 10	0.0	\$0.00
St Paul Conservatory Performing Art	ST PAUL CONSERVATORY PERFORMING ART	4112-07-010	2013	102	11	145.0	\$23,700.00
St Paul Conservatory Performing Art	ST PAUL CONSERVATORY PERFORMING ART	4112-07-010	2014	100	fewer than 10	0.0	\$0.00
St. Anthony-New Brighton Schools	ST. ANTHONY VILLAGE SENIOR HIGH	0282-01-020	2007	133	24	239.0	\$31,500.00
St. Anthony-New Brighton Schools	ST. ANTHONY VILLAGE SENIOR HIGH	0282-01-020	2008	141	24	240.0	\$32,400.00
St. Anthony-New Brighton Schools	ST. ANTHONY VILLAGE SENIOR HIGH	0282-01-020	2009	139	18	157.0	\$22,600.00
St. Anthony-New Brighton Schools	ST. ANTHONY VILLAGE SENIOR HIGH	0282-01-020	2010	128	16	111.0	\$16,900.00
St. Anthony-New Brighton Schools	ST. ANTHONY VILLAGE SENIOR HIGH	0282-01-020	2011	150	19	189.0	\$29,000.00
St. Anthony-New Brighton Schools	ST. ANTHONY VILLAGE SENIOR HIGH	0282-01-020	2012	147	17	131.0	\$20,900.00
St. Anthony-New Brighton Schools	ST. ANTHONY VILLAGE SENIOR HIGH	0282-01-020	2013	167	28	235.0	\$37,600.00
St. Anthony-New Brighton Schools	ST. ANTHONY VILLAGE SENIOR HIGH	0282-01-020	2014	138	11	136.0	\$21,300.00
St. Charles Public School District	ST. CHARLES SECONDARY	0858-01-003	2007	76	17	161.0	\$22,600.00
St. Charles Public School District	ST. CHARLES SECONDARY	0858-01-003	2008	67	20	174.0	\$24,700.00
St. Charles Public School District	ST. CHARLES SECONDARY	0858-01-003	2009	85	17	187.0	\$27,000.00
St. Charles Public School District	ST. CHARLES SECONDARY	0858-01-003	2010	58	11	112.0	\$16,900.00
St. Charles Public School District	ST. CHARLES SECONDARY	0858-01-003	2011	63	15	147.0	\$23,800.00
St. Charles Public School District	ST. CHARLES SECONDARY	0858-01-003	2012	70	12	108.0	\$17,800.00
St. Charles Public School District	ST. CHARLES SECONDARY	0858-01-003	2013	63	17	144.0	\$23,700.00
St. Charles Public School District	ST. CHARLES SECONDARY	0858-01-003	2014	55	fewer than 10	0.0	\$0.00
St. Clair Public School District	ST. CLAIR SECONDARY	0075-01-020	2007	37	fewer than 10	0.0	\$0.00
St. Clair Public School District	ST. CLAIR SECONDARY	0075-01-020	2008	53	10	85.0	\$12,300.00
St. Clair Public School District	ST. CLAIR SECONDARY	0075-01-020	2009	41	fewer than 10	0.0	\$0.00
St. Clair Public School District	ST. CLAIR SECONDARY	0075-01-020	2010	40	fewer than 10	0.0	\$0.00
St. Clair Public School District	ST. CLAIR SECONDARY	0075-01-020	2011	42	fewer than 10	0.0	\$0.00
St. Clair Public School District	ST. CLAIR SECONDARY	0075-01-020	2012	33	fewer than 10	0.0	\$0.00
St. Clair Public School District	ST. CLAIR SECONDARY	0075-01-020	2013	43	fewer than 10	0.0	\$0.00
St. Clair Public School District	ST. CLAIR SECONDARY	0075-01-020	2014	46	10	61.0	\$10,700.00
St. Cloud Public School District	APOLLO SENIOR HIGH	0742-01-057	2007	263	49	288.0	\$43,400.00
St. Cloud Public School District	APOLLO SENIOR HIGH	0742-01-057	2008	262	45	291.0	\$42,400.00
St. Cloud Public School District	APOLLO SENIOR HIGH	0742-01-057	2009	250	64	369.0	\$60,200.00
St. Cloud Public School District	APOLLO SENIOR HIGH	0742-01-057	2010	229	34	289.0	\$45,400.00
St. Cloud Public School District	APOLLO SENIOR HIGH	0742-01-057	2011	248	53	386.0	\$63,900.00
St. Cloud Public School District	APOLLO SENIOR HIGH	0742-01-057	2012	229	40	269.0	\$45,700.00
St. Cloud Public School District	APOLLO SENIOR HIGH	0742-01-057	2013	237	40	342.0	\$60,300.00
St. Cloud Public School District	APOLLO SENIOR HIGH	0742-01-057	2014	256	48	379.0	\$63,200.00
St. Cloud Public School District	RIVERWOODS SCHOOL - RESIDENTIAL	0742-01-073	2014	fewer than 10	fewer than 10	0.0	\$0.00
St. Cloud Public School District	RIVERWOODS SCHOOL NON-RESIDENTIAL	0742-01-072	2008	fewer than 10	fewer than 10	0.0	\$0.00
St. Cloud Public School District	RIVERWOODS SCHOOL NON-RESIDENTIAL	0742-01-072	2009	fewer than 10	fewer than 10	0.0	\$0.00
St. Cloud Public School District	RIVERWOODS SCHOOL NON-RESIDENTIAL	0742-01-072	2010	fewer than 10	fewer than 10	0.0	\$0.00
St. Cloud Public School District	RIVERWOODS SCHOOL NON-RESIDENTIAL	0742-01-072	2014	fewer than 10	fewer than 10	0.0	\$0.00
St. Cloud Public School District	SPECIAL EDUCATION FACILITIES	0742-01-012	2007	18	fewer than 10	0.0	\$0.00
St. Cloud Public School District	SPECIAL EDUCATION FACILITIES	0742-01-012	2008	11	fewer than 10	0.0	\$0.00
St. Cloud Public School District	SPECIAL EDUCATION FACILITIES	0742-01-012	2009	19	fewer than 10	0.0	\$0.00
St. Cloud Public School District	SPECIAL EDUCATION FACILITIES	0742-01-012	2010	fewer than 10	fewer than 10	0.0	\$0.00
St. Cloud Public School District	SPECIAL EDUCATION FACILITIES	0742-01-012	2011	10	fewer than 10	0.0	\$0.00

St. Cloud Public School District	SPECIAL EDUCATION FACILITIES	0742-01-012	2012	29	fewer than 10	0.0	\$0.00
St. Cloud Public School District	SPECIAL EDUCATION FACILITIES	0742-01-012	2013	25	fewer than 10	0.0	\$0.00
St. Cloud Public School District	SPECIAL EDUCATION FACILITIES	0742-01-012	2014	fewer than 10	fewer than 10	0.0	\$0.00
St. Cloud Public School District	ST CLOUD AREA LEARNING CENTER	0742-01-065	2007	141	12	52.0	\$7,100.00
St. Cloud Public School District	ST CLOUD AREA LEARNING CENTER	0742-01-065	2008	137	14	68.0	\$9,600.00
St. Cloud Public School District	ST CLOUD AREA LEARNING CENTER	0742-01-065	2009	152	18	89.0	\$13,500.00
St. Cloud Public School District	ST CLOUD AREA LEARNING CENTER	0742-01-065	2010	143	18	111.0	\$17,100.00
St. Cloud Public School District	ST CLOUD AREA LEARNING CENTER	0742-01-065	2011	143	19	163.0	\$25,600.00
St. Cloud Public School District	ST CLOUD AREA LEARNING CENTER	0742-01-065	2012	109	16	108.0	\$17,400.00
St. Cloud Public School District	ST CLOUD AREA LEARNING CENTER	0742-01-065	2013	128	fewer than 10	0.0	\$0.00
St. Cloud Public School District	ST CLOUD AREA LEARNING CENTER	0742-01-065	2014	78	fewer than 10	0.0	\$0.00
St. Cloud Public School District	ST. CLOUD HOSPITAL PROGRAMS NON-RES	0742-01-066	2013	fewer than 10	fewer than 10	0.0	\$0.00
St. Cloud Public School District	TECHNICAL SENIOR HIGH	0742-01-059	2007	323	41	246.0	\$34,900.00
St. Cloud Public School District	TECHNICAL SENIOR HIGH	0742-01-059	2008	321	49	278.0	\$40,700.00
St. Cloud Public School District	TECHNICAL SENIOR HIGH	0742-01-059	2009	313	40	230.0	\$36,300.00
St. Cloud Public School District	TECHNICAL SENIOR HIGH	0742-01-059	2010	298	53	358.0	\$57,500.00
St. Cloud Public School District	TECHNICAL SENIOR HIGH	0742-01-059	2011	288	36	284.0	\$48,900.00
St. Cloud Public School District	TECHNICAL SENIOR HIGH	0742-01-059	2012	278	37	286.0	\$49,500.00
St. Cloud Public School District	TECHNICAL SENIOR HIGH	0742-01-059	2013	250	39	297.0	\$51,000.00
St. Cloud Public School District	TECHNICAL SENIOR HIGH	0742-01-059	2014	297	28	206.0	\$34,600.00
St. Croix Preparatory Academy	ST. CROIX PREPARATORY ACADEMY UPPER	4120-07-030	2010	26	fewer than 10	0.0	\$0.00
St. Croix Preparatory Academy	ST. CROIX PREPARATORY ACADEMY UPPER	4120-07-030	2011	12	fewer than 10	0.0	\$0.00
St. Croix Preparatory Academy	ST. CROIX PREPARATORY ACADEMY UPPER	4120-07-030	2012	20	fewer than 10	0.0	\$0.00
St. Croix Preparatory Academy	ST. CROIX PREPARATORY ACADEMY UPPER	4120-07-030	2013	53	fewer than 10	0.0	\$0.00
St. Croix Preparatory Academy	ST. CROIX PREPARATORY ACADEMY UPPER	4120-07-030	2014	57	fewer than 10	0.0	\$0.00
St. Francis Public School District	CROSSROADS SCHOOL & VOC. CENTER	0015-01-850	2007	fewer than 10	fewer than 10	0.0	\$0.00
St. Francis Public School District	CROSSROADS SCHOOL & VOC. CENTER	0015-01-850	2008	fewer than 10	fewer than 10	0.0	\$0.00
St. Francis Public School District	CROSSROADS SCHOOL & VOC. CENTER	0015-01-850	2012	fewer than 10	fewer than 10	0.0	\$0.00
St. Francis Public School District	CROSSROADS SCHOOL & VOC. CENTER	0015-01-850	2013	fewer than 10	fewer than 10	0.0	\$0.00
St. Francis Public School District	ST. FRANCIS HIGH	0015-01-122	2007	355	80	655.0	\$80,600.00
St. Francis Public School District	ST. FRANCIS HIGH	0015-01-122	2008	404	97	722.0	\$92,400.00
St. Francis Public School District	ST. FRANCIS HIGH	0015-01-122	2009	351	67	463.0	\$63,000.00
St. Francis Public School District	ST. FRANCIS HIGH	0015-01-122	2010	387	76	588.0	\$83,300.00
St. Francis Public School District	ST. FRANCIS HIGH	0015-01-122	2011	359	55	447.0	\$68,000.00
St. Francis Public School District	ST. FRANCIS HIGH	0015-01-122	2012	362	61	478.0	\$73,600.00
St. Francis Public School District	ST. FRANCIS HIGH	0015-01-122	2013	345	40	305.0	\$50,000.00
St. Francis Public School District	ST. FRANCIS HIGH	0015-01-122	2014	366	46	342.0	\$54,400.00
St. Francis Public School District	TRANSITION 15	0015-01-140	2007	fewer than 10	fewer than 10	0.0	\$0.00
St. Francis Public School District	TRANSITION 15	0015-01-140	2008	fewer than 10	fewer than 10	0.0	\$0.00
St. Francis Public School District	TRANSITION 15	0015-01-140	2009	fewer than 10	fewer than 10	0.0	\$0.00
St. Francis Public School District	TRANSITION 15	0015-01-140	2010	fewer than 10	fewer than 10	0.0	\$0.00
St. Francis Public School District	TRANSITION 15	0015-01-140	2011	fewer than 10	fewer than 10	0.0	\$0.00
St. Francis Public School District	TRANSITION 15	0015-01-140	2012	fewer than 10	fewer than 10	0.0	\$0.00
St. Francis Public School District	TRANSITION 15	0015-01-140	2013	fewer than 10	fewer than 10	0.0	\$0.00
St. Francis Public School District	TRANSITION 15	0015-01-140	2014	fewer than 10	fewer than 10	0.0	\$0.00

St. James Public School District	ST. JAMES SECONDARY	0840-01-111	2007	85	16	109.0	\$15,700.00
St. James Public School District	ST. JAMES SECONDARY	0840-01-111	2008	76	12	92.0	\$13,600.00
St. James Public School District	ST. JAMES SECONDARY	0840-01-111	2009	87	12	74.0	\$11,600.00
St. James Public School District	ST. JAMES SECONDARY	0840-01-111	2010	89	18	225.0	\$34,500.00
St. James Public School District	ST. JAMES SECONDARY	0840-01-111	2011	84	16	154.0	\$25,400.00
St. James Public School District	ST. JAMES SECONDARY	0840-01-111	2012	86	15	120.0	\$19,600.00
St. James Public School District	ST. JAMES SECONDARY	0840-01-111	2013	87	fewer than 10	0.0	\$0.00
St. James Public School District	ST. JAMES SECONDARY	0840-01-111	2014	71	fewer than 10	0.0	\$0.00
St. Louis County School District	ALBROOK SECONDARY	2142-01-017	2007	30	fewer than 10	0.0	\$0.00
St. Louis County School District	ALBROOK SECONDARY	2142-01-017	2008	34	fewer than 10	0.0	\$0.00
St. Louis County School District	ALBROOK SECONDARY	2142-01-017	2009	24	fewer than 10	0.0	\$0.00
St. Louis County School District	ALBROOK SECONDARY	2142-01-017	2010	29	fewer than 10	0.0	\$0.00
St. Louis County School District	ALBROOK SECONDARY	2142-01-017	2011	38	fewer than 10	0.0	\$0.00
St. Louis County School District	CHERRY SECONDARY	2142-01-095	2007	31	fewer than 10	0.0	\$0.00
St. Louis County School District	CHERRY SECONDARY	2142-01-095	2008	38	fewer than 10	0.0	\$0.00
St. Louis County School District	CHERRY SECONDARY	2142-01-095	2009	26	fewer than 10	0.0	\$0.00
St. Louis County School District	CHERRY SECONDARY	2142-01-095	2010	23	fewer than 10	0.0	\$0.00
St. Louis County School District	CHERRY SECONDARY	2142-01-095	2011	25	fewer than 10	0.0	\$0.00
St. Louis County School District	CHERRY SECONDARY	2142-01-095	2012	27	fewer than 10	0.0	\$0.00
St. Louis County School District	CHERRY SECONDARY	2142-01-095	2013	26	fewer than 10	0.0	\$0.00
St. Louis County School District	CHERRY SECONDARY	2142-01-095	2014	34	fewer than 10	0.0	\$0.00
St. Louis County School District	COOK SECONDARY	2142-01-115	2007	38	11	104.0	\$13,600.00
St. Louis County School District	COOK SECONDARY	2142-01-115	2008	36	fewer than 10	0.0	\$0.00
St. Louis County School District	COOK SECONDARY	2142-01-115	2009	35	10	50.0	\$6,800.00
St. Louis County School District	COOK SECONDARY	2142-01-115	2010	24	fewer than 10	0.0	\$0.00
St. Louis County School District	COOK SECONDARY	2142-01-115	2011	27	fewer than 10	0.0	\$0.00
St. Louis County School District	COTTON SECONDARY	2142-01-101	2007	20	fewer than 10	0.0	\$0.00
St. Louis County School District	COTTON SECONDARY	2142-01-101	2008	14	fewer than 10	0.0	\$0.00
St. Louis County School District	COTTON SECONDARY	2142-01-101	2009	14	fewer than 10	0.0	\$0.00
St. Louis County School District	COTTON SECONDARY	2142-01-101	2010	16	fewer than 10	0.0	\$0.00
St. Louis County School District	COTTON SECONDARY	2142-01-101	2011	15	fewer than 10	0.0	\$0.00
St. Louis County School District	NORTH WOODS SECONDARY	2142-01-055	2012	48	18	103.0	\$16,900.00
St. Louis County School District	NORTH WOODS SECONDARY	2142-01-055	2013	47	13	78.0	\$12,100.00
St. Louis County School District	NORTH WOODS SECONDARY	2142-01-055	2014	45	fewer than 10	0.0	\$0.00
St. Louis County School District	NORTHEAST RANGE SECONDARY	2142-01-035	2007	35	fewer than 10	0.0	\$0.00
St. Louis County School District	NORTHEAST RANGE SECONDARY	2142-01-035	2008	37	14	128.0	\$17,100.00
St. Louis County School District	NORTHEAST RANGE SECONDARY	2142-01-035	2009	44	fewer than 10	0.0	\$0.00
St. Louis County School District	NORTHEAST RANGE SECONDARY	2142-01-035	2010	37	11	62.0	\$9,000.00
St. Louis County School District	NORTHEAST RANGE SECONDARY	2142-01-035	2011	33	fewer than 10	0.0	\$0.00
St. Louis County School District	NORTHEAST RANGE SECONDARY	2142-01-035	2012	35	14	136.0	\$21,600.00
St. Louis County School District	NORTHEAST RANGE SECONDARY	2142-01-035	2013	36	14	104.0	\$16,800.00
St. Louis County School District	NORTHEAST RANGE SECONDARY	2142-01-035	2014	22	fewer than 10	0.0	\$0.00
St. Louis County School District	ORR SECONDARY	2142-01-210	2007	15	fewer than 10	0.0	\$0.00
St. Louis County School District	ORR SECONDARY	2142-01-210	2008	11	fewer than 10	0.0	\$0.00
St. Louis County School District	ORR SECONDARY	2142-01-210	2009	20	fewer than 10	0.0	\$0.00

St. Louis County School District	ORR SECONDARY	2142-01-210	2010	28	fewer than 10	0.0	\$0.00
St. Louis County School District	ORR SECONDARY	2142-01-210	2011	21	11	92.0	\$14,000.00
St. Louis County School District	SOUTH RIDGE SECONDARY	2142-01-045	2012	38	fewer than 10	0.0	\$0.00
St. Louis County School District	SOUTH RIDGE SECONDARY	2142-01-045	2013	35	fewer than 10	0.0	\$0.00
St. Louis County School District	SOUTH RIDGE SECONDARY	2142-01-045	2014	39	fewer than 10	0.0	\$0.00
St. Louis County School District	TOWER-SOUDAN SECONDARY	2142-01-030	2007	16	fewer than 10	0.0	\$0.00
St. Louis County School District	TOWER-SOUDAN SECONDARY	2142-01-030	2008	25	fewer than 10	0.0	\$0.00
St. Louis County School District	TOWER-SOUDAN SECONDARY	2142-01-030	2009	16	fewer than 10	0.0	\$0.00
St. Louis County School District	TOWER-SOUDAN SECONDARY	2142-01-030	2010	16	fewer than 10	0.0	\$0.00
St. Louis County School District	TOWER-SOUDAN SECONDARY	2142-01-030	2011	20	fewer than 10	0.0	\$0.00
St. Louis Park Public School Dist.	SPECIAL ED.	0283-01-757	2007	fewer than 10	fewer than 10	0.0	\$0.00
St. Louis Park Public School Dist.	SPECIAL ED.	0283-01-757	2008	fewer than 10	fewer than 10	0.0	\$0.00
St. Louis Park Public School Dist.	SPECIAL ED.	0283-01-757	2009	11	fewer than 10	0.0	\$0.00
St. Louis Park Public School Dist.	SPECIAL ED.	0283-01-757	2010	fewer than 10	fewer than 10	0.0	\$0.00
St. Louis Park Public School Dist.	SPECIAL ED.	0283-01-757	2011	fewer than 10	fewer than 10	0.0	\$0.00
St. Louis Park Public School Dist.	SPECIAL ED.	0283-01-757	2012	10	fewer than 10	0.0	\$0.00
St. Louis Park Public School Dist.	SPECIAL ED.	0283-01-757	2013	fewer than 10	fewer than 10	0.0	\$0.00
St. Louis Park Public School Dist.	SPECIAL ED.	0283-01-757	2014	fewer than 10	fewer than 10	0.0	\$0.00
St. Louis Park Public School Dist.	ST. LOUIS PARK SENIOR HIGH	0283-01-040	2007	279	31	253.0	\$35,500.00
St. Louis Park Public School Dist.	ST. LOUIS PARK SENIOR HIGH	0283-01-040	2008	237	38	308.0	\$43,300.00
St. Louis Park Public School Dist.	ST. LOUIS PARK SENIOR HIGH	0283-01-040	2009	229	33	269.0	\$39,000.00
St. Louis Park Public School Dist.	ST. LOUIS PARK SENIOR HIGH	0283-01-040	2010	251	35	320.0	\$48,800.00
St. Louis Park Public School Dist.	ST. LOUIS PARK SENIOR HIGH	0283-01-040	2011	240	43	363.0	\$57,000.00
St. Louis Park Public School Dist.	ST. LOUIS PARK SENIOR HIGH	0283-01-040	2012	278	40	406.0	\$66,100.00
St. Louis Park Public School Dist.	ST. LOUIS PARK SENIOR HIGH	0283-01-040	2013	271	43	413.0	\$68,500.00
St. Louis Park Public School Dist.	ST. LOUIS PARK SENIOR HIGH	0283-01-040	2014	300	29	351.0	\$56,800.00
St. Michael-Albertville School Dist	KNIGHTS ACADEMY	0885-01-050	2007	12	fewer than 10	0.0	\$0.00
St. Michael-Albertville School Dist	KNIGHTS ACADEMY	0885-01-050	2008	fewer than 10	fewer than 10	0.0	\$0.00
St. Michael-Albertville School Dist	KNIGHTS ACADEMY	0885-01-050	2009	13	fewer than 10	0.0	\$0.00
St. Michael-Albertville School Dist	KNIGHTS ACADEMY	0885-01-050	2010	fewer than 10	fewer than 10	0.0	\$0.00
St. Michael-Albertville School Dist	KNIGHTS ACADEMY	0885-01-050	2011	13	fewer than 10	0.0	\$0.00
St. Michael-Albertville School Dist	KNIGHTS ACADEMY	0885-01-050	2012	12	fewer than 10	0.0	\$0.00
St. Michael-Albertville School Dist	KNIGHTS ACADEMY	0885-01-050	2013	19	fewer than 10	0.0	\$0.00
St. Michael-Albertville School Dist	KNIGHTS ACADEMY	0885-01-050	2014	13	fewer than 10	0.0	\$0.00
St. Michael-Albertville School Dist	ST. MICHAEL-ALBERTVILLE SENIOR HIGH	0885-01-020	2007	255	49	325.0	\$44,300.00
St. Michael-Albertville School Dist	ST. MICHAEL-ALBERTVILLE SENIOR HIGH	0885-01-020	2008	245	50	401.0	\$56,400.00
St. Michael-Albertville School Dist	ST. MICHAEL-ALBERTVILLE SENIOR HIGH	0885-01-020	2009	290	58	561.0	\$81,600.00
St. Michael-Albertville School Dist	ST. MICHAEL-ALBERTVILLE SENIOR HIGH	0885-01-020	2010	274	46	335.0	\$54,200.00
St. Michael-Albertville School Dist	ST. MICHAEL-ALBERTVILLE SENIOR HIGH	0885-01-020	2011	292	48	364.0	\$58,300.00
St. Michael-Albertville School Dist	ST. MICHAEL-ALBERTVILLE SENIOR HIGH	0885-01-020	2012	286	31	215.0	\$36,400.00
St. Michael-Albertville School Dist	ST. MICHAEL-ALBERTVILLE SENIOR HIGH	0885-01-020	2013	344	30	246.0	\$40,800.00
St. Michael-Albertville School Dist	ST. MICHAEL-ALBERTVILLE SENIOR HIGH	0885-01-020	2014	332	24	185.0	\$30,100.00
St. Paul Public School District	A. G. A. P. E. TEEN PARENT	0625-01-006	2007	33	15	141.0	\$18,900.00
St. Paul Public School District	A. G. A. P. E. TEEN PARENT	0625-01-006	2008	30	fewer than 10	0.0	\$0.00
St. Paul Public School District	A. G. A. P. E. TEEN PARENT	0625-01-006	2009	36	10	135.0	\$19,000.00

St. Paul Public School District	A. G. A. P. E. TEEN PARENT	0625-01-006	2010	38	13	193.0	\$28,400.00
St. Paul Public School District	A. G. A. P. E. TEEN PARENT	0625-01-006	2011	34	13	142.0	\$22,100.00
St. Paul Public School District	A. G. A. P. E. TEEN PARENT	0625-01-006	2012	37	15	166.0	\$26,800.00
St. Paul Public School District	A. G. A. P. E. TEEN PARENT	0625-01-006	2013	36	11	114.0	\$18,400.00
St. Paul Public School District	A. G. A. P. E. TEEN PARENT	0625-01-006	2014	33	fewer than 10	0.0	\$0.00
St. Paul Public School District	ALC CONNECTIONS	0625-01-713	2011	fewer than 10	fewer than 10	0.0	\$0.00
St. Paul Public School District	ALC CREATIVE ARTS SCHOOL	0625-01-719	2007	33	fewer than 10	0.0	\$0.00
St. Paul Public School District	ALC CREATIVE ARTS SCHOOL	0625-01-719	2008	24	fewer than 10	0.0	\$0.00
St. Paul Public School District	ALC CREATIVE ARTS SCHOOL	0625-01-719	2009	24	fewer than 10	0.0	\$0.00
St. Paul Public School District	ALC CREATIVE ARTS SCHOOL	0625-01-719	2010	26	fewer than 10	0.0	\$0.00
St. Paul Public School District	ALC CREATIVE ARTS SCHOOL	0625-01-719	2011	25	fewer than 10	0.0	\$0.00
St. Paul Public School District	ALC CREATIVE ARTS SCHOOL	0625-01-719	2012	fewer than 10	fewer than 10	0.0	\$0.00
St. Paul Public School District	ALC CREATIVE ARTS SCHOOL	0625-01-719	2013	22	fewer than 10	0.0	\$0.00
St. Paul Public School District	ALC CREATIVE ARTS SCHOOL	0625-01-719	2014	12	fewer than 10	0.0	\$0.00
St. Paul Public School District	ALC EVENING HIGH SCHOOL	0625-01-721	2007	fewer than 10	fewer than 10	0.0	\$0.00
St. Paul Public School District	ALC EVENING HIGH SCHOOL	0625-01-721	2008	13	fewer than 10	0.0	\$0.00
St. Paul Public School District	ALC EVENING HIGH SCHOOL	0625-01-721	2009	fewer than 10	fewer than 10	0.0	\$0.00
St. Paul Public School District	ALC EVENING HIGH SCHOOL	0625-01-721	2010	fewer than 10	fewer than 10	0.0	\$0.00
St. Paul Public School District	ALC EVENING HIGH SCHOOL	0625-01-721	2011	fewer than 10	fewer than 10	0.0	\$0.00
St. Paul Public School District	ALC EVENING HIGH SCHOOL	0625-01-721	2012	fewer than 10	fewer than 10	0.0	\$0.00
St. Paul Public School District	ALC EVENING HIGH SCHOOL	0625-01-721	2013	13	fewer than 10	0.0	\$0.00
St. Paul Public School District	ALC EVENING HIGH SCHOOL	0625-01-721	2014	fewer than 10	fewer than 10	0.0	\$0.00
St. Paul Public School District	ALC ONLINE SCHOOL	0625-01-732	2014	fewer than 10	fewer than 10	0.0	\$0.00
St. Paul Public School District	ALC SECONDARY EXTENDED PROGRAMS	0625-01-712	2007	14	fewer than 10	0.0	\$0.00
St. Paul Public School District	ALC SECONDARY EXTENDED PROGRAMS	0625-01-712	2008	fewer than 10	fewer than 10	0.0	\$0.00
St. Paul Public School District	ALC SECONDARY EXTENDED PROGRAMS	0625-01-712	2009	11	fewer than 10	0.0	\$0.00
St. Paul Public School District	ALC SECONDARY EXTENDED PROGRAMS	0625-01-712	2010	fewer than 10	fewer than 10	0.0	\$0.00
St. Paul Public School District	ALC SECONDARY EXTENDED PROGRAMS	0625-01-712	2011	fewer than 10	fewer than 10	0.0	\$0.00
St. Paul Public School District	ALC SECONDARY EXTENDED PROGRAMS	0625-01-712	2013	fewer than 10	fewer than 10	0.0	\$0.00
St. Paul Public School District	AREA LEARNING CENTER GATEWAY	0625-01-718	2007	fewer than 10	fewer than 10	0.0	\$0.00
St. Paul Public School District	AREA LEARNING CENTER GATEWAY	0625-01-718	2008	fewer than 10	fewer than 10	0.0	\$0.00
St. Paul Public School District	AREA LEARNING CENTER LEAD WEST	0625-01-725	2007	fewer than 10	fewer than 10	0.0	\$0.00
St. Paul Public School District	AREA LEARNING CENTER LEAD WEST	0625-01-725	2008	fewer than 10	fewer than 10	0.0	\$0.00
St. Paul Public School District	AREA LEARNING CENTER LEAD WEST	0625-01-725	2009	fewer than 10	fewer than 10	0.0	\$0.00
St. Paul Public School District	AREA LEARNING CNTR COMMUNITY SCHOOL	0625-01-715	2007	51	fewer than 10	0.0	\$0.00
St. Paul Public School District	AREA LEARNING CNTR COMMUNITY SCHOOL	0625-01-715	2008	30	fewer than 10	0.0	\$0.00
St. Paul Public School District	AREA LEARNING CNTR COMMUNITY SCHOOL	0625-01-715	2009	30	fewer than 10	0.0	\$0.00
St. Paul Public School District	ARLINGTON SENIOR HIGH	0625-01-240	2007	257	77	948.0	\$129,900.00
St. Paul Public School District	ARLINGTON SENIOR HIGH	0625-01-240	2008	263	92	1,268.0	\$176,900.00
St. Paul Public School District	ARLINGTON SENIOR HIGH	0625-01-240	2009	257	74	1,450.0	\$207,100.00
St. Paul Public School District	ARLINGTON SENIOR HIGH	0625-01-240	2010	181	49	869.0	\$131,600.00
St. Paul Public School District	BOYS TOTEM TOWN	0625-01-825	2007	fewer than 10	fewer than 10	0.0	\$0.00
St. Paul Public School District	BOYS TOTEM TOWN	0625-01-825	2009	fewer than 10	fewer than 10	0.0	\$0.00
St. Paul Public School District	BOYS TOTEM TOWN	0625-01-825	2012	fewer than 10	fewer than 10	0.0	\$0.00
St. Paul Public School District	BRIDGE VIEW SPECIAL EDUCATION	0625-01-430	2007	10	fewer than 10	0.0	\$0.00

St. Paul Public School District	BRIDGE VIEW SPECIAL EDUCATION	0625-01-430	2008	15	fewer than 10	0.0	\$0.00
St. Paul Public School District	BRIDGE VIEW SPECIAL EDUCATION	0625-01-430	2009	14	fewer than 10	0.0	\$0.00
St. Paul Public School District	BRIDGE VIEW SPECIAL EDUCATION	0625-01-430	2010	11	fewer than 10	0.0	\$0.00
St. Paul Public School District	BRIDGE VIEW SPECIAL EDUCATION	0625-01-430	2011	12	fewer than 10	0.0	\$0.00
St. Paul Public School District	BRIDGE VIEW SPECIAL EDUCATION	0625-01-430	2014	fewer than 10	fewer than 10	0.0	\$0.00
St. Paul Public School District	CENTRAL SENIOR HIGH	0625-01-210	2007	376	68	696.0	\$96,000.00
St. Paul Public School District	CENTRAL SENIOR HIGH	0625-01-210	2008	397	77	956.0	\$132,300.00
St. Paul Public School District	CENTRAL SENIOR HIGH	0625-01-210	2009	411	79	1,036.0	\$148,300.00
St. Paul Public School District	CENTRAL SENIOR HIGH	0625-01-210	2010	438	72	818.0	\$125,200.00
St. Paul Public School District	CENTRAL SENIOR HIGH	0625-01-210	2011	441	103	1,102.0	\$178,700.00
St. Paul Public School District	CENTRAL SENIOR HIGH	0625-01-210	2012	425	84	819.0	\$136,200.00
St. Paul Public School District	CENTRAL SENIOR HIGH	0625-01-210	2013	475	78	779.0	\$130,400.00
St. Paul Public School District	CENTRAL SENIOR HIGH	0625-01-210	2014	447	63	632.0	\$104,000.00
St. Paul Public School District	COMO PARK SENIOR HIGH	0625-01-212	2007	235	45	467.0	\$65,100.00
St. Paul Public School District	COMO PARK SENIOR HIGH	0625-01-212	2008	224	54	571.0	\$78,500.00
St. Paul Public School District	COMO PARK SENIOR HIGH	0625-01-212	2009	275	57	861.0	\$123,000.00
St. Paul Public School District	COMO PARK SENIOR HIGH	0625-01-212	2010	281	67	791.0	\$120,800.00
St. Paul Public School District	COMO PARK SENIOR HIGH	0625-01-212	2011	316	89	1,180.0	\$187,600.00
St. Paul Public School District	COMO PARK SENIOR HIGH	0625-01-212	2012	304	85	1,216.0	\$202,900.00
St. Paul Public School District	COMO PARK SENIOR HIGH	0625-01-212	2013	286	82	1,152.0	\$189,400.00
St. Paul Public School District	COMO PARK SENIOR HIGH	0625-01-212	2014	297	76	1,012.0	\$166,100.00
St. Paul Public School District	FOCUS BEYOND	0625-01-608	2007	186	fewer than 10	0.0	\$0.00
St. Paul Public School District	FOCUS BEYOND	0625-01-608	2008	194	12	104.0	\$14,400.00
St. Paul Public School District	FOCUS BEYOND	0625-01-608	2009	205	fewer than 10	0.0	\$0.00
St. Paul Public School District	FOCUS BEYOND	0625-01-608	2010	139	11	91.0	\$13,900.00
St. Paul Public School District	FOCUS BEYOND	0625-01-608	2011	99	fewer than 10	0.0	\$0.00
St. Paul Public School District	FOCUS BEYOND	0625-01-608	2012	117	10	113.0	\$18,200.00
St. Paul Public School District	FOCUS BEYOND	0625-01-608	2013	102	fewer than 10	0.0	\$0.00
St. Paul Public School District	FOCUS BEYOND	0625-01-608	2014	70	fewer than 10	0.0	\$0.00
St. Paul Public School District	GORDON PARKS HIGH SCHOOL	0625-01-710	2007	148	32	331.0	\$44,100.00
St. Paul Public School District	GORDON PARKS HIGH SCHOOL	0625-01-710	2008	127	22	230.0	\$31,600.00
St. Paul Public School District	GORDON PARKS HIGH SCHOOL	0625-01-710	2009	119	25	380.0	\$54,100.00
St. Paul Public School District	GORDON PARKS HIGH SCHOOL	0625-01-710	2010	126	24	339.0	\$50,500.00
St. Paul Public School District	GORDON PARKS HIGH SCHOOL	0625-01-710	2011	153	28	288.0	\$45,800.00
St. Paul Public School District	GORDON PARKS HIGH SCHOOL	0625-01-710	2012	183	38	459.0	\$73,700.00
St. Paul Public School District	GORDON PARKS HIGH SCHOOL	0625-01-710	2013	263	54	608.0	\$98,100.00
St. Paul Public School District	GORDON PARKS HIGH SCHOOL	0625-01-710	2014	214	21	204.0	\$32,800.00
St. Paul Public School District	GUADALUPE ALTERNATIVE PROGRAMS	0625-01-841	2007	15	fewer than 10	0.0	\$0.00
St. Paul Public School District	GUADALUPE ALTERNATIVE PROGRAMS	0625-01-841	2008	23	fewer than 10	0.0	\$0.00
St. Paul Public School District	GUADALUPE ALTERNATIVE PROGRAMS	0625-01-841	2009	14	fewer than 10	0.0	\$0.00
St. Paul Public School District	GUADALUPE ALTERNATIVE PROGRAMS	0625-01-841	2010	19	fewer than 10	0.0	\$0.00
St. Paul Public School District	GUADALUPE ALTERNATIVE PROGRAMS	0625-01-841	2011	37	fewer than 10	0.0	\$0.00
St. Paul Public School District	GUADALUPE ALTERNATIVE PROGRAMS	0625-01-841	2012	30	fewer than 10	0.0	\$0.00
St. Paul Public School District	GUADALUPE ALTERNATIVE PROGRAMS	0625-01-841	2013	19	fewer than 10	0.0	\$0.00
St. Paul Public School District	GUADALUPE ALTERNATIVE PROGRAMS	0625-01-841	2014	22	fewer than 10	0.0	\$0.00

St. Paul Public School District	HARDING SENIOR HIGH	0625-01-215	2007	325	98	1,228.0	\$166,000.00
St. Paul Public School District	HARDING SENIOR HIGH	0625-01-215	2008	317	91	1,197.0	\$166,200.00
St. Paul Public School District	HARDING SENIOR HIGH	0625-01-215	2009	339	107	1,427.0	\$205,200.00
St. Paul Public School District	HARDING SENIOR HIGH	0625-01-215	2010	359	122	1,689.0	\$257,000.00
St. Paul Public School District	HARDING SENIOR HIGH	0625-01-215	2011	390	138	1,984.0	\$318,700.00
St. Paul Public School District	HARDING SENIOR HIGH	0625-01-215	2012	382	132	1,690.0	\$277,800.00
St. Paul Public School District	HARDING SENIOR HIGH	0625-01-215	2013	345	132	1,641.0	\$269,100.00
St. Paul Public School District	HARDING SENIOR HIGH	0625-01-215	2014	376	84	1,066.0	\$177,300.00
St. Paul Public School District	HIGHLAND PARK SENIOR HIGH	0625-01-220	2007	257	58	652.0	\$89,000.00
St. Paul Public School District	HIGHLAND PARK SENIOR HIGH	0625-01-220	2008	265	48	513.0	\$74,100.00
St. Paul Public School District	HIGHLAND PARK SENIOR HIGH	0625-01-220	2009	239	39	425.0	\$60,200.00
St. Paul Public School District	HIGHLAND PARK SENIOR HIGH	0625-01-220	2010	296	66	718.0	\$109,200.00
St. Paul Public School District	HIGHLAND PARK SENIOR HIGH	0625-01-220	2011	294	71	905.0	\$144,500.00
St. Paul Public School District	HIGHLAND PARK SENIOR HIGH	0625-01-220	2012	273	70	787.0	\$130,800.00
St. Paul Public School District	HIGHLAND PARK SENIOR HIGH	0625-01-220	2013	267	54	544.0	\$90,700.00
St. Paul Public School District	HIGHLAND PARK SENIOR HIGH	0625-01-220	2014	243	35	341.0	\$56,100.00
St. Paul Public School District	HUMBOLDT SECONDARY SCHOOL	0625-01-225	2007	90	24	278.0	\$37,700.00
St. Paul Public School District	HUMBOLDT SECONDARY SCHOOL	0625-01-225	2008	90	30	436.0	\$60,500.00
St. Paul Public School District	HUMBOLDT SECONDARY SCHOOL	0625-01-225	2009	104	22	345.0	\$49,600.00
St. Paul Public School District	HUMBOLDT SECONDARY SCHOOL	0625-01-225	2010	112	31	400.0	\$61,800.00
St. Paul Public School District	HUMBOLDT SECONDARY SCHOOL	0625-01-225	2011	97	24	325.0	\$52,000.00
St. Paul Public School District	HUMBOLDT SECONDARY SCHOOL	0625-01-225	2012	105	41	549.0	\$90,600.00
St. Paul Public School District	HUMBOLDT SECONDARY SCHOOL	0625-01-225	2013	89	33	435.0	\$73,100.00
St. Paul Public School District	HUMBOLDT SECONDARY SCHOOL	0625-01-225	2014	103	26	408.0	\$66,600.00
St. Paul Public School District	JOHNSON SENIOR HIGH	0625-01-230	2007	212	53	511.0	\$71,500.00
St. Paul Public School District	JOHNSON SENIOR HIGH	0625-01-230	2008	221	44	482.0	\$68,400.00
St. Paul Public School District	JOHNSON SENIOR HIGH	0625-01-230	2009	252	62	836.0	\$121,100.00
St. Paul Public School District	JOHNSON SENIOR HIGH	0625-01-230	2010	215	55	630.0	\$96,700.00
St. Paul Public School District	JOHNSON SENIOR HIGH	0625-01-230	2011	290	99	1,092.0	\$174,000.00
St. Paul Public School District	JOHNSON SENIOR HIGH	0625-01-230	2012	271	92	989.0	\$166,600.00
St. Paul Public School District	JOHNSON SENIOR HIGH	0625-01-230	2013	275	80	954.0	\$157,300.00
St. Paul Public School District	JOHNSON SENIOR HIGH	0625-01-230	2014	265	66	870.0	\$143,200.00
St. Paul Public School District	JOURNEYS SECONDARY SCHOOL	0625-01-695	2012	fewer than 10	fewer than 10	0.0	\$0.00
St. Paul Public School District	JOURNEYS SECONDARY SCHOOL	0625-01-695	2013	fewer than 10	fewer than 10	0.0	\$0.00
St. Paul Public School District	JOURNEYS SECONDARY SCHOOL	0625-01-695	2014	21	fewer than 10	0.0	\$0.00
St. Paul Public School District	JUVENILE SERVICE CENTER	0625-01-678	2007	fewer than 10	fewer than 10	0.0	\$0.00
St. Paul Public School District	LEAP HIGH SCHOOL	0625-01-723	2007	fewer than 10	fewer than 10	0.0	\$0.00
St. Paul Public School District	LEAP HIGH SCHOOL	0625-01-723	2008	18	fewer than 10	0.0	\$0.00
St. Paul Public School District	LEAP HIGH SCHOOL	0625-01-723	2009	38	22	561.0	\$79,800.00
St. Paul Public School District	LEAP HIGH SCHOOL	0625-01-723	2010	37	17	403.0	\$60,300.00
St. Paul Public School District	LEAP HIGH SCHOOL	0625-01-723	2011	58	28	753.0	\$118,100.00
St. Paul Public School District	LEAP HIGH SCHOOL	0625-01-723	2012	54	25	598.0	\$96,400.00
St. Paul Public School District	LEAP HIGH SCHOOL	0625-01-723	2013	90	32	852.0	\$137,100.00
St. Paul Public School District	LEAP HIGH SCHOOL	0625-01-723	2014	33	15	282.0	\$45,500.00
St. Paul Public School District	OPEN WORLD LEARNING COMMUNITY	0625-01-050	2007	18	fewer than 10	0.0	\$0.00

St. Paul Public School District	OPEN WORLD LEARNING COMMUNITY	0625-01-050	2008	16	fewer than 10	0.0	\$0.00
St. Paul Public School District	OPEN WORLD LEARNING COMMUNITY	0625-01-050	2009	27	fewer than 10	0.0	\$0.00
St. Paul Public School District	OPEN WORLD LEARNING COMMUNITY	0625-01-050	2010	22	fewer than 10	0.0	\$0.00
St. Paul Public School District	OPEN WORLD LEARNING COMMUNITY	0625-01-050	2011	32	10	99.0	\$15,300.00
St. Paul Public School District	OPEN WORLD LEARNING SECONDARY	0625-01-250	2012	15	fewer than 10	0.0	\$0.00
St. Paul Public School District	OPEN WORLD LEARNING SECONDARY	0625-01-250	2013	17	fewer than 10	0.0	\$0.00
St. Paul Public School District	OPEN WORLD LEARNING SECONDARY	0625-01-250	2014	19	fewer than 10	0.0	\$0.00
St. Paul Public School District	PAS WEST 7TH	0625-01-609	2009	fewer than 10	fewer than 10	0.0	\$0.00
St. Paul Public School District	PAS WEST 7TH	0625-01-609	2010	13	fewer than 10	0.0	\$0.00
St. Paul Public School District	PAS WEST 7TH	0625-01-609	2011	19	fewer than 10	0.0	\$0.00
St. Paul Public School District	PROJECT ACHIEVE	0625-01-606	2008	fewer than 10	fewer than 10	0.0	\$0.00
St. Paul Public School District	RIVEREAST PROGRAM	0625-01-607	2012	fewer than 10	fewer than 10	0.0	\$0.00
St. Paul Public School District	SHARED TIME NONPUBLIC	0625-01-600	2011	fewer than 10	fewer than 10	0.0	\$0.00
St. Paul Public School District	SHARED TIME NONPUBLIC	0625-01-600	2012	fewer than 10	fewer than 10	0.0	\$0.00
St. Paul Public School District	TRANSITION FOR SUCCESS	0625-01-727	2007	fewer than 10	fewer than 10	0.0	\$0.00
St. Paul Public School District	WASHINGTON TECH SECONDARY MAGNET	0625-01-252	2013	78	31	492.0	\$79,700.00
St. Paul Public School District	WASHINGTON TECH SECONDARY MAGNET	0625-01-252	2014	134	44	723.0	\$117,500.00
St. Peter Public School District	GREEN ACRES	0508-01-070	2007	fewer than 10	fewer than 10	0.0	\$0.00
St. Peter Public School District	HOFFMAN LEARNING CENTER (EBD)	0508-01-060	2007	fewer than 10	fewer than 10	0.0	\$0.00
St. Peter Public School District	HOFFMAN LEARNING CENTER (EBD)	0508-01-060	2009	fewer than 10	fewer than 10	0.0	\$0.00
St. Peter Public School District	HOFFMAN LEARNING CENTER (EBD)	0508-01-060	2011	fewer than 10	fewer than 10	0.0	\$0.00
St. Peter Public School District	HOFFMAN LEARNING CENTER (EBD)	0508-01-060	2012	fewer than 10	fewer than 10	0.0	\$0.00
St. Peter Public School District	HOFFMAN LEARNING CENTER (EBD)	0508-01-060	2013	fewer than 10	fewer than 10	0.0	\$0.00
St. Peter Public School District	MN SECURITY HOSPITAL YAAP	0508-01-075	2010	fewer than 10	fewer than 10	0.0	\$0.00
St. Peter Public School District	MN SECURITY HOSPITAL YAAP	0508-01-075	2011	fewer than 10	fewer than 10	0.0	\$0.00
St. Peter Public School District	MN SECURITY HOSPITAL YAAP	0508-01-075	2012	fewer than 10	fewer than 10	0.0	\$0.00
St. Peter Public School District	MN SECURITY HOSPITAL YAAP	0508-01-075	2013	fewer than 10	fewer than 10	0.0	\$0.00
St. Peter Public School District	ROCK BEND HS ALC	0508-01-020	2008	fewer than 10	fewer than 10	0.0	\$0.00
St. Peter Public School District	ROCK BEND HS ALC	0508-01-020	2009	fewer than 10	fewer than 10	0.0	\$0.00
St. Peter Public School District	ROCK BEND HS ALC	0508-01-020	2010	fewer than 10	fewer than 10	0.0	\$0.00
St. Peter Public School District	ROCK BEND HS ALC	0508-01-020	2011	fewer than 10	fewer than 10	0.0	\$0.00
St. Peter Public School District	ROCK BEND HS ALC	0508-01-020	2012	fewer than 10	fewer than 10	0.0	\$0.00
St. Peter Public School District	ROCK BEND HS ALC	0508-01-020	2013	fewer than 10	fewer than 10	0.0	\$0.00
St. Peter Public School District	ROCK BEND HS ALC	0508-01-020	2014	fewer than 10	fewer than 10	0.0	\$0.00
St. Peter Public School District	ST. PETER ALC	0508-01-045	2008	fewer than 10	fewer than 10	0.0	\$0.00
St. Peter Public School District	ST. PETER ALC	0508-01-045	2009	fewer than 10	fewer than 10	0.0	\$0.00
St. Peter Public School District	ST. PETER ALC	0508-01-045	2010	fewer than 10	fewer than 10	0.0	\$0.00
St. Peter Public School District	ST. PETER ALC	0508-01-045	2011	fewer than 10	fewer than 10	0.0	\$0.00
St. Peter Public School District	ST. PETER ALC	0508-01-045	2012	fewer than 10	fewer than 10	0.0	\$0.00
St. Peter Public School District	ST. PETER ALC	0508-01-045	2014	fewer than 10	fewer than 10	0.0	\$0.00
St. Peter Public School District	ST. PETER SENIOR HIGH	0508-01-040	2007	132	21	175.0	\$24,800.00
St. Peter Public School District	ST. PETER SENIOR HIGH	0508-01-040	2008	137	15	148.0	\$21,300.00
St. Peter Public School District	ST. PETER SENIOR HIGH	0508-01-040	2009	136	16	147.0	\$21,600.00
St. Peter Public School District	ST. PETER SENIOR HIGH	0508-01-040	2010	140	22	216.0	\$33,400.00
St. Peter Public School District	ST. PETER SENIOR HIGH	0508-01-040	2011	124	15	175.0	\$29,500.00

St. Peter Public School District	ST. PETER SENIOR HIGH	0508-01-040	2012	114	11	115.0	\$19,300.00
St. Peter Public School District	ST. PETER SENIOR HIGH	0508-01-040	2013	139	21	216.0	\$36,700.00
St. Peter Public School District	ST. PETER SENIOR HIGH	0508-01-040	2014	124	15	138.0	\$23,800.00
Staples-Motley School District	STAPLES-MOTLEY SENIOR HIGH	2170-01-040	2007	100	fewer than 10	0.0	\$0.00
Staples-Motley School District	STAPLES-MOTLEY SENIOR HIGH	2170-01-040	2008	108	fewer than 10	0.0	\$0.00
Staples-Motley School District	STAPLES-MOTLEY SENIOR HIGH	2170-01-040	2009	117	fewer than 10	0.0	\$0.00
Staples-Motley School District	STAPLES-MOTLEY SENIOR HIGH	2170-01-040	2010	95	fewer than 10	0.0	\$0.00
Staples-Motley School District	STAPLES-MOTLEY SENIOR HIGH	2170-01-040	2011	89	11	76.0	\$12,200.00
Staples-Motley School District	STAPLES-MOTLEY SENIOR HIGH	2170-01-040	2012	117	fewer than 10	0.0	\$0.00
Staples-Motley School District	STAPLES-MOTLEY SENIOR HIGH	2170-01-040	2013	79	fewer than 10	0.0	\$0.00
Staples-Motley School District	STAPLES-MOTLEY SENIOR HIGH	2170-01-040	2014	90	fewer than 10	0.0	\$0.00
Step Academy	STEP ACADEMY CHARTER SCHOOL	4200-07-010	2013	fewer than 10	fewer than 10	0.0	\$0.00
Step Academy	STEP ACADEMY CHARTER SCHOOL	4200-07-010	2014	fewer than 10	fewer than 10	0.0	\$0.00
Stephen-Argyle Central Schools	STEPHEN SENIOR HIGH	2856-01-030	2007	28	fewer than 10	0.0	\$0.00
Stephen-Argyle Central Schools	STEPHEN SENIOR HIGH	2856-01-030	2008	35	fewer than 10	0.0	\$0.00
Stephen-Argyle Central Schools	STEPHEN SENIOR HIGH	2856-01-030	2009	27	fewer than 10	0.0	\$0.00
Stephen-Argyle Central Schools	STEPHEN SENIOR HIGH	2856-01-030	2010	18	fewer than 10	0.0	\$0.00
Stephen-Argyle Central Schools	STEPHEN SENIOR HIGH	2856-01-030	2011	20	fewer than 10	0.0	\$0.00
Stephen-Argyle Central Schools	STEPHEN SENIOR HIGH	2856-01-030	2012	30	fewer than 10	0.0	\$0.00
Stephen-Argyle Central Schools	STEPHEN SENIOR HIGH	2856-01-030	2013	28	fewer than 10	0.0	\$0.00
Stephen-Argyle Central Schools	STEPHEN SENIOR HIGH	2856-01-030	2014	29	fewer than 10	0.0	\$0.00
Stewartville Public School District	STEWARTVILLE SENIOR HIGH	0534-01-030	2007	135	31	185.0	\$26,100.00
Stewartville Public School District	STEWARTVILLE SENIOR HIGH	0534-01-030	2008	124	31	240.0	\$33,900.00
Stewartville Public School District	STEWARTVILLE SENIOR HIGH	0534-01-030	2009	105	22	214.0	\$31,400.00
Stewartville Public School District	STEWARTVILLE SENIOR HIGH	0534-01-030	2010	98	19	148.0	\$22,700.00
Stewartville Public School District	STEWARTVILLE SENIOR HIGH	0534-01-030	2011	110	25	228.0	\$36,500.00
Stewartville Public School District	STEWARTVILLE SENIOR HIGH	0534-01-030	2012	105	18	188.0	\$30,900.00
Stewartville Public School District	STEWARTVILLE SENIOR HIGH	0534-01-030	2013	118	20	137.0	\$22,400.00
Stewartville Public School District	STEWARTVILLE SENIOR HIGH	0534-01-030	2014	100	12	95.0	\$15,600.00
Stillwater Area Public School Dist.	ST CROIX VALLEY AREA LEARNING CNTR.	0834-01-061	2007	52	fewer than 10	0.0	\$0.00
Stillwater Area Public School Dist.	ST CROIX VALLEY AREA LEARNING CNTR.	0834-01-061	2008	55	11	128.0	\$17,500.00
Stillwater Area Public School Dist.	ST CROIX VALLEY AREA LEARNING CNTR.	0834-01-061	2009	65	13	140.0	\$19,800.00
Stillwater Area Public School Dist.	ST CROIX VALLEY AREA LEARNING CNTR.	0834-01-061	2010	61	fewer than 10	0.0	\$0.00
Stillwater Area Public School Dist.	ST CROIX VALLEY AREA LEARNING CNTR.	0834-01-061	2011	76	fewer than 10	0.0	\$0.00
Stillwater Area Public School Dist.	ST CROIX VALLEY AREA LEARNING CNTR.	0834-01-061	2012	51	fewer than 10	0.0	\$0.00
Stillwater Area Public School Dist.	ST CROIX VALLEY AREA LEARNING CNTR.	0834-01-061	2013	63	fewer than 10	0.0	\$0.00
Stillwater Area Public School Dist.	ST CROIX VALLEY AREA LEARNING CNTR.	0834-01-061	2014	66	fewer than 10	0.0	\$0.00
Stillwater Area Public School Dist.	STILLWATER AREA HIGH SCHOOL	0834-01-047	2007	680	111	1,108.0	\$148,900.00
Stillwater Area Public School Dist.	STILLWATER AREA HIGH SCHOOL	0834-01-047	2008	671	99	1,111.0	\$152,900.00
Stillwater Area Public School Dist.	STILLWATER AREA HIGH SCHOOL	0834-01-047	2009	637	96	1,027.0	\$145,500.00
Stillwater Area Public School Dist.	STILLWATER AREA HIGH SCHOOL	0834-01-047	2010	659	79	778.0	\$116,000.00
Stillwater Area Public School Dist.	STILLWATER AREA HIGH SCHOOL	0834-01-047	2011	683	66	602.0	\$96,900.00
Stillwater Area Public School Dist.	STILLWATER AREA HIGH SCHOOL	0834-01-047	2012	626	72	748.0	\$122,700.00
Stillwater Area Public School Dist.	STILLWATER AREA HIGH SCHOOL	0834-01-047	2013	596	62	572.0	\$94,200.00
Stillwater Area Public School Dist.	STILLWATER AREA HIGH SCHOOL	0834-01-047	2014	628	40	357.0	\$58,700.00

Swanville Public School District	MOLLY CREEK AREA LEARNING CENTER	0486-01-030	2007	13	fewer than 10	0.0	\$0.00
Swanville Public School District	MOLLY CREEK AREA LEARNING CENTER	0486-01-030	2008	13	fewer than 10	0.0	\$0.00
Swanville Public School District	MOLLY CREEK AREA LEARNING CENTER	0486-01-030	2009	14	fewer than 10	0.0	\$0.00
Swanville Public School District	MOLLY CREEK AREA LEARNING CENTER	0486-01-030	2010	24	fewer than 10	0.0	\$0.00
Swanville Public School District	MOLLY CREEK AREA LEARNING CENTER	0486-01-030	2011	18	fewer than 10	0.0	\$0.00
Swanville Public School District	MOLLY CREEK AREA LEARNING CENTER	0486-01-030	2012	fewer than 10	fewer than 10	0.0	\$0.00
Swanville Public School District	MOLLY CREEK AREA LEARNING CENTER	0486-01-030	2013	fewer than 10	fewer than 10	0.0	\$0.00
Swanville Public School District	MOLLY CREEK AREA LEARNING CENTER	0486-01-030	2014	fewer than 10	fewer than 10	0.0	\$0.00
Swanville Public School District	SWANVILLE SECONDARY	0486-01-020	2007	30	fewer than 10	0.0	\$0.00
Swanville Public School District	SWANVILLE SECONDARY	0486-01-020	2008	11	fewer than 10	0.0	\$0.00
Swanville Public School District	SWANVILLE SECONDARY	0486-01-020	2009	24	fewer than 10	0.0	\$0.00
Swanville Public School District	SWANVILLE SECONDARY	0486-01-020	2010	23	fewer than 10	0.0	\$0.00
Swanville Public School District	SWANVILLE SECONDARY	0486-01-020	2011	23	fewer than 10	0.0	\$0.00
Swanville Public School District	SWANVILLE SECONDARY	0486-01-020	2012	30	fewer than 10	0.0	\$0.00
Swanville Public School District	SWANVILLE SECONDARY	0486-01-020	2013	21	fewer than 10	0.0	\$0.00
Swanville Public School District	SWANVILLE SECONDARY	0486-01-020	2014	22	fewer than 10	0.0	\$0.00
Thief River Falls School District	LINCOLN SENIOR HIGH	0564-01-070	2007	141	36	196.0	\$28,500.00
Thief River Falls School District	LINCOLN SENIOR HIGH	0564-01-070	2008	140	29	145.0	\$22,400.00
Thief River Falls School District	LINCOLN SENIOR HIGH	0564-01-070	2009	129	28	225.0	\$33,200.00
Thief River Falls School District	LINCOLN SENIOR HIGH	0564-01-070	2010	137	28	172.0	\$26,700.00
Thief River Falls School District	LINCOLN SENIOR HIGH	0564-01-070	2011	139	27	233.0	\$37,800.00
Thief River Falls School District	LINCOLN SENIOR HIGH	0564-01-070	2012	151	36	249.0	\$40,900.00
Thief River Falls School District	LINCOLN SENIOR HIGH	0564-01-070	2013	131	26	177.0	\$30,100.00
Thief River Falls School District	LINCOLN SENIOR HIGH	0564-01-070	2014	135	15	104.0	\$17,800.00
Thief River Falls School District	NORTHWEST AREA LEARNING CENTER	0564-01-075	2007	12	fewer than 10	0.0	\$0.00
Thief River Falls School District	NORTHWEST AREA LEARNING CENTER	0564-01-075	2008	14	fewer than 10	0.0	\$0.00
Thief River Falls School District	NORTHWEST AREA LEARNING CENTER	0564-01-075	2009	15	fewer than 10	0.0	\$0.00
Thief River Falls School District	NORTHWEST AREA LEARNING CENTER	0564-01-075	2010	14	fewer than 10	0.0	\$0.00
Thief River Falls School District	NORTHWEST AREA LEARNING CENTER	0564-01-075	2011	12	fewer than 10	0.0	\$0.00
Thief River Falls School District	NORTHWEST AREA LEARNING CENTER	0564-01-075	2012	13	fewer than 10	0.0	\$0.00
Thief River Falls School District	NORTHWEST AREA LEARNING CENTER	0564-01-075	2013	15	fewer than 10	0.0	\$0.00
Thief River Falls School District	NORTHWEST AREA LEARNING CENTER	0564-01-075	2014	20	fewer than 10	0.0	\$0.00
Tracy Area Public School District	TRACY SECONDARY	2904-01-001	2010	71	13	45.0	\$8,000.00
Tracy Area Public School District	TRACY SECONDARY	2904-01-001	2011	67	13	65.0	\$12,600.00
Tracy Area Public School District	TRACY SECONDARY	2904-01-001	2012	63	fewer than 10	0.0	\$0.00
Tracy Area Public School District	TRACY SECONDARY	2904-01-001	2013	66	fewer than 10	0.0	\$0.00
Tracy Area Public School District	TRACY SECONDARY	2904-01-001	2014	56	fewer than 10	0.0	\$0.00
Tracy Public School District	TRACY SECONDARY	0417-01-001	2007	69	14	56.0	\$8,600.00
Tracy Public School District	TRACY SECONDARY	0417-01-001	2008	75	fewer than 10	0.0	\$0.00
Tracy Public School District	TRACY SECONDARY	0417-01-001	2009	75	fewer than 10	0.0	\$0.00
TrekNorth High School	TREKNORTH HIGH SCHOOL	4106-07-010	2007	31	fewer than 10	0.0	\$0.00
TrekNorth High School	TREKNORTH HIGH SCHOOL	4106-07-010	2008	30	fewer than 10	0.0	\$0.00
TrekNorth High School	TREKNORTH HIGH SCHOOL	4106-07-010	2009	19	fewer than 10	0.0	\$0.00
TrekNorth High School	TREKNORTH HIGH SCHOOL	4106-07-010	2010	25	fewer than 10	0.0	\$0.00
TrekNorth High School	TREKNORTH HIGH SCHOOL	4106-07-010	2011	21	fewer than 10	0.0	\$0.00

TrekNorth High School	TREKNORTH HIGH SCHOOL	4106-07-010	2012	14	fewer than 10	0.0	\$0.00
TrekNorth High School	TREKNORTH HIGH SCHOOL	4106-07-010	2013	34	fewer than 10	0.0	\$0.00
TrekNorth High School	TREKNORTH HIGH SCHOOL	4106-07-010	2014	19	fewer than 10	0.0	\$0.00
Tri-City United School District	LE CENTER SECONDARY	0392-01-020	2007	62	16	126.0	\$17,500.00
Tri-City United School District	LE CENTER SECONDARY	0392-01-020	2008	38	fewer than 10	0.0	\$0.00
Tri-City United School District	LE CENTER SECONDARY	0392-01-020	2009	46	fewer than 10	0.0	\$0.00
Tri-City United School District	LE CENTER SECONDARY	0392-01-020	2010	42	fewer than 10	0.0	\$0.00
Tri-City United School District	LE CENTER SECONDARY	0392-01-020	2011	46	fewer than 10	0.0	\$0.00
Tri-City United School District	LE CENTER SECONDARY	0392-01-020	2012	42	fewer than 10	0.0	\$0.00
Tri-City United School District	MONTGOMERY-LONSDALE SECONDARY	0394-01-020	2007	72	10	49.0	\$7,500.00
Tri-City United School District	MONTGOMERY-LONSDALE SECONDARY	0394-01-020	2008	82	19	108.0	\$16,100.00
Tri-City United School District	MONTGOMERY-LONSDALE SECONDARY	0394-01-020	2009	74	15	168.0	\$24,200.00
Tri-City United School District	MONTGOMERY-LONSDALE SECONDARY	0394-01-020	2010	53	fewer than 10	0.0	\$0.00
Tri-City United School District	MONTGOMERY-LONSDALE SECONDARY	0394-01-020	2011	69	12	133.0	\$21,200.00
Tri-City United School District	MONTGOMERY-LONSDALE SECONDARY	0394-01-020	2012	69	10	85.0	\$14,700.00
Tri-City United School District	TRI-CITY UNITED HIGH SCHOOL	2905-01-020	2013	113	26	207.0	\$35,800.00
Tri-City United School District	TRI-CITY UNITED HIGH SCHOOL	2905-01-020	2014	107	16	106.0	\$18,100.00
Tri-County School District	TRI-COUNTY SECONDARY	2358-01-020	2007	20	fewer than 10	0.0	\$0.00
Tri-County School District	TRI-COUNTY SECONDARY	2358-01-020	2008	24	fewer than 10	0.0	\$0.00
Tri-County School District	TRI-COUNTY SECONDARY	2358-01-020	2009	18	fewer than 10	0.0	\$0.00
Tri-County School District	TRI-COUNTY SECONDARY	2358-01-020	2010	13	fewer than 10	0.0	\$0.00
Tri-County School District	TRI-COUNTY SECONDARY	2358-01-020	2011	15	fewer than 10	0.0	\$0.00
Tri-County School District	TRI-COUNTY SECONDARY	2358-01-020	2012	21	11	83.0	\$14,600.00
Tri-County School District	TRI-COUNTY SECONDARY	2358-01-020	2013	16	fewer than 10	0.0	\$0.00
Tri-County School District	TRI-COUNTY SECONDARY	2358-01-020	2014	16	fewer than 10	0.0	\$0.00
TRIO Wolf Creek Distance Learning	TRIO WOLF CREEK DISTANCE LEARNING	4095-07-010	2007	31	fewer than 10	0.0	\$0.00
TRIO Wolf Creek Distance Learning	TRIO WOLF CREEK DISTANCE LEARNING	4095-07-010	2008	28	fewer than 10	0.0	\$0.00
TRIO Wolf Creek Distance Learning	TRIO WOLF CREEK DISTANCE LEARNING	4095-07-010	2009	39	fewer than 10	0.0	\$0.00
TRIO Wolf Creek Distance Learning	TRIO WOLF CREEK DISTANCE LEARNING	4095-07-010	2010	48	fewer than 10	0.0	\$0.00
TRIO Wolf Creek Distance Learning	TRIO WOLF CREEK DISTANCE LEARNING	4095-07-010	2011	40	fewer than 10	0.0	\$0.00
TRIO Wolf Creek Distance Learning	TRIO WOLF CREEK DISTANCE LEARNING	4095-07-010	2012	27	fewer than 10	0.0	\$0.00
TRIO Wolf Creek Distance Learning	TRIO WOLF CREEK DISTANCE LEARNING	4095-07-010	2013	43	fewer than 10	0.0	\$0.00
TRIO Wolf Creek Distance Learning	TRIO WOLF CREEK DISTANCE LEARNING	4095-07-010	2014	22	fewer than 10	0.0	\$0.00
Triton School District	TRITON HIGH SCHOOL	2125-01-020	2007	75	16	93.0	\$13,500.00
Triton School District	TRITON HIGH SCHOOL	2125-01-020	2008	78	16	124.0	\$18,400.00
Triton School District	TRITON HIGH SCHOOL	2125-01-020	2009	66	16	171.0	\$24,500.00
Triton School District	TRITON HIGH SCHOOL	2125-01-020	2010	66	11	68.0	\$11,100.00
Triton School District	TRITON HIGH SCHOOL	2125-01-020	2011	87	19	154.0	\$24,800.00
Triton School District	TRITON HIGH SCHOOL	2125-01-020	2012	59	fewer than 10	0.0	\$0.00
Triton School District	TRITON HIGH SCHOOL	2125-01-020	2013	68	13	82.0	\$13,500.00
Triton School District	TRITON HIGH SCHOOL	2125-01-020	2014	50	fewer than 10	0.0	\$0.00
Truman Public School District	TRUMAN SECONDARY	0458-01-020	2007	27	fewer than 10	0.0	\$0.00
Truman Public School District	TRUMAN SECONDARY	0458-01-020	2008	25	fewer than 10	0.0	\$0.00
Truman Public School District	TRUMAN SECONDARY	0458-01-020	2009	22	fewer than 10	0.0	\$0.00
Truman Public School District	TRUMAN SECONDARY	0458-01-020	2010	23	fewer than 10	0.0	\$0.00

Truman Public School District	TRUMAN SECONDARY	0458-01-020	2011	30	fewer than 10	0.0	\$0.00
Truman Public School District	TRUMAN SECONDARY	0458-01-020	2012	14	fewer than 10	0.0	\$0.00
Truman Public School District	TRUMAN SECONDARY	0458-01-020	2013	36	fewer than 10	0.0	\$0.00
Truman Public School District	TRUMAN SECONDARY	0458-01-020	2014	22	fewer than 10	0.0	\$0.00
Twin Cities Academy High School	TWIN CITIES ACADEMY HIGH SCHOOL	4132-07-010	2009	fewer than 10	fewer than 10	0.0	\$0.00
Twin Cities Academy High School	TWIN CITIES ACADEMY HIGH SCHOOL	4132-07-010	2010	26	fewer than 10	0.0	\$0.00
Twin Cities Academy High School	TWIN CITIES ACADEMY HIGH SCHOOL	4132-07-010	2011	13	fewer than 10	0.0	\$0.00
Twin Cities Academy High School	TWIN CITIES ACADEMY HIGH SCHOOL	4132-07-010	2012	23	fewer than 10	0.0	\$0.00
Twin Cities Academy High School	TWIN CITIES ACADEMY HIGH SCHOOL	4132-07-010	2013	25	fewer than 10	0.0	\$0.00
Twin Cities Academy High School	TWIN CITIES ACADEMY HIGH SCHOOL	4132-07-010	2014	31	fewer than 10	0.0	\$0.00
Ubah Medical Academy Charter School	UBAH MEDICAL ACADEMY CHARTER SCHOOL	4121-07-010	2007	20	fewer than 10	0.0	\$0.00
Ubah Medical Academy Charter School	UBAH MEDICAL ACADEMY CHARTER SCHOOL	4121-07-010	2008	42	16	350.0	\$50,200.00
Ubah Medical Academy Charter School	UBAH MEDICAL ACADEMY CHARTER SCHOOL	4121-07-010	2009	47	27	496.0	\$70,600.00
Ubah Medical Academy Charter School	UBAH MEDICAL ACADEMY CHARTER SCHOOL	4121-07-010	2010	46	24	458.0	\$68,400.00
Ubah Medical Academy Charter School	UBAH MEDICAL ACADEMY CHARTER SCHOOL	4121-07-010	2011	47	22	462.0	\$71,700.00
Ubah Medical Academy Charter School	UBAH MEDICAL ACADEMY CHARTER SCHOOL	4121-07-010	2012	41	20	225.0	\$36,600.00
Ubah Medical Academy Charter School	UBAH MEDICAL ACADEMY CHARTER SCHOOL	4121-07-010	2013	53	23	265.0	\$42,700.00
Ubah Medical Academy Charter School	UBAH MEDICAL ACADEMY CHARTER SCHOOL	4121-07-010	2014	68	25	281.0	\$45,000.00
Ulen-Hitterdal Public School Dist	ULEN-HITTERDAL SECONDARY	0914-01-002	2007	21	fewer than 10	0.0	\$0.00
Ulen-Hitterdal Public School Dist	ULEN-HITTERDAL SECONDARY	0914-01-002	2008	32	fewer than 10	0.0	\$0.00
Ulen-Hitterdal Public School Dist	ULEN-HITTERDAL SECONDARY	0914-01-002	2009	14	fewer than 10	0.0	\$0.00
Ulen-Hitterdal Public School Dist	ULEN-HITTERDAL SECONDARY	0914-01-002	2010	15	fewer than 10	0.0	\$0.00
Ulen-Hitterdal Public School Dist	ULEN-HITTERDAL SECONDARY	0914-01-002	2011	20	fewer than 10	0.0	\$0.00
Ulen-Hitterdal Public School Dist	ULEN-HITTERDAL SECONDARY	0914-01-002	2012	18	fewer than 10	0.0	\$0.00
Ulen-Hitterdal Public School Dist	ULEN-HITTERDAL SECONDARY	0914-01-002	2013	27	fewer than 10	0.0	\$0.00
Ulen-Hitterdal Public School Dist	ULEN-HITTERDAL SECONDARY	0914-01-002	2014	15	fewer than 10	0.0	\$0.00
Underwood Public School District	UNDERWOOD SECONDARY	0550-01-020	2007	32	fewer than 10	0.0	\$0.00
Underwood Public School District	UNDERWOOD SECONDARY	0550-01-020	2008	30	11	66.0	\$9,300.00
Underwood Public School District	UNDERWOOD SECONDARY	0550-01-020	2009	37	fewer than 10	0.0	\$0.00
Underwood Public School District	UNDERWOOD SECONDARY	0550-01-020	2010	43	fewer than 10	0.0	\$0.00
Underwood Public School District	UNDERWOOD SECONDARY	0550-01-020	2011	42	fewer than 10	0.0	\$0.00
Underwood Public School District	UNDERWOOD SECONDARY	0550-01-020	2012	27	fewer than 10	0.0	\$0.00
Underwood Public School District	UNDERWOOD SECONDARY	0550-01-020	2013	46	fewer than 10	0.0	\$0.00
Underwood Public School District	UNDERWOOD SECONDARY	0550-01-020	2014	37	fewer than 10	0.0	\$0.00
United South Central School Dist.	UNITED SOUTH CENTRAL HIGH SCHOOL	2134-01-020	2007	87	fewer than 10	0.0	\$0.00
United South Central School Dist.	UNITED SOUTH CENTRAL HIGH SCHOOL	2134-01-020	2008	86	fewer than 10	0.0	\$0.00
United South Central School Dist.	UNITED SOUTH CENTRAL HIGH SCHOOL	2134-01-020	2009	67	fewer than 10	0.0	\$0.00
United South Central School Dist.	UNITED SOUTH CENTRAL HIGH SCHOOL	2134-01-020	2010	57	fewer than 10	0.0	\$0.00
United South Central School Dist.	UNITED SOUTH CENTRAL HIGH SCHOOL	2134-01-020	2011	64	10	59.0	\$9,900.00
United South Central School Dist.	UNITED SOUTH CENTRAL HIGH SCHOOL	2134-01-020	2012	43	fewer than 10	0.0	\$0.00
United South Central School Dist.	UNITED SOUTH CENTRAL HIGH SCHOOL	2134-01-020	2013	45	fewer than 10	0.0	\$0.00
United South Central School Dist.	UNITED SOUTH CENTRAL HIGH SCHOOL	2134-01-020	2014	49	fewer than 10	0.0	\$0.00
Upsala Public School District	UPSALA SECONDARY	0487-01-020	2007	34	fewer than 10	0.0	\$0.00
Upsala Public School District	UPSALA SECONDARY	0487-01-020	2008	24	fewer than 10	0.0	\$0.00
Upsala Public School District	UPSALA SECONDARY	0487-01-020	2009	25	fewer than 10	0.0	\$0.00

Upsala Public School District	UPSALA SECONDARY	0487-01-020	2010	34	10	89.0	\$13,300.00
Upsala Public School District	UPSALA SECONDARY	0487-01-020	2011	38	fewer than 10	0.0	\$0.00
Upsala Public School District	UPSALA SECONDARY	0487-01-020	2012	35	fewer than 10	0.0	\$0.00
Upsala Public School District	UPSALA SECONDARY	0487-01-020	2013	29	fewer than 10	0.0	\$0.00
Upsala Public School District	UPSALA SECONDARY	0487-01-020	2014	26	fewer than 10	0.0	\$0.00
Vermillion Country School	VERMILLION COUNTRY SCHOOL	4207-07-010	2014	fewer than 10	fewer than 10	0.0	\$0.00
Verndale Public School District	VERNDALE SECONDARY	0818-01-020	2007	32	fewer than 10	0.0	\$0.00
Verndale Public School District	VERNDALE SECONDARY	0818-01-020	2008	26	fewer than 10	0.0	\$0.00
Verndale Public School District	VERNDALE SECONDARY	0818-01-020	2009	32	fewer than 10	0.0	\$0.00
Verndale Public School District	VERNDALE SECONDARY	0818-01-020	2010	30	fewer than 10	0.0	\$0.00
Verndale Public School District	VERNDALE SECONDARY	0818-01-020	2011	40	fewer than 10	0.0	\$0.00
Verndale Public School District	VERNDALE SECONDARY	0818-01-020	2012	20	fewer than 10	0.0	\$0.00
Verndale Public School District	VERNDALE SECONDARY	0818-01-020	2013	27	fewer than 10	0.0	\$0.00
Verndale Public School District	VERNDALE SECONDARY	0818-01-020	2014	36	fewer than 10	0.0	\$0.00
Virginia Public School District	VIRGINIA SECONDARY	0706-01-090	2007	116	14	89.0	\$12,000.00
Virginia Public School District	VIRGINIA SECONDARY	0706-01-090	2008	117	17	119.0	\$16,300.00
Virginia Public School District	VIRGINIA SECONDARY	0706-01-090	2009	129	18	111.0	\$15,100.00
Virginia Public School District	VIRGINIA SECONDARY	0706-01-090	2010	120	29	213.0	\$30,500.00
Virginia Public School District	VIRGINIA SECONDARY	0706-01-090	2011	115	15	110.0	\$16,700.00
Virginia Public School District	VIRGINIA SECONDARY	0706-01-090	2012	119	30	168.0	\$27,800.00
Virginia Public School District	VIRGINIA SECONDARY	0706-01-090	2013	96	21	121.0	\$19,500.00
Virginia Public School District	VIRGINIA SECONDARY	0706-01-090	2014	117	18	96.0	\$15,600.00
Voyageurs Expeditionary	VOYAGEURS EXPEDITIONARY SCHOOL	4107-07-010	2007	16	fewer than 10	0.0	\$0.00
Voyageurs Expeditionary	VOYAGEURS EXPEDITIONARY SCHOOL	4107-07-010	2008	30	fewer than 10	0.0	\$0.00
Voyageurs Expeditionary	VOYAGEURS EXPEDITIONARY SCHOOL	4107-07-010	2009	24	fewer than 10	0.0	\$0.00
Voyageurs Expeditionary	VOYAGEURS EXPEDITIONARY SCHOOL	4107-07-010	2010	14	fewer than 10	0.0	\$0.00
Voyageurs Expeditionary	VOYAGEURS EXPEDITIONARY SCHOOL	4107-07-010	2011	15	fewer than 10	0.0	\$0.00
Voyageurs Expeditionary	VOYAGEURS EXPEDITIONARY SCHOOL	4107-07-010	2012	19	fewer than 10	0.0	\$0.00
Voyageurs Expeditionary	VOYAGEURS EXPEDITIONARY SCHOOL	4107-07-010	2013	10	fewer than 10	0.0	\$0.00
Voyageurs Expeditionary	VOYAGEURS EXPEDITIONARY SCHOOL	4107-07-010	2014	20	fewer than 10	0.0	\$0.00
Wabasha-Kellogg Public School Dist.	WABASHA-KELLOGG SECONDARY	0811-01-040	2007	66	17	149.0	\$20,700.00
Wabasha-Kellogg Public School Dist.	WABASHA-KELLOGG SECONDARY	0811-01-040	2008	56	16	96.0	\$13,900.00
Wabasha-Kellogg Public School Dist.	WABASHA-KELLOGG SECONDARY	0811-01-040	2009	61	15	125.0	\$19,400.00
Wabasha-Kellogg Public School Dist.	WABASHA-KELLOGG SECONDARY	0811-01-040	2010	54	11	47.0	\$7,700.00
Wabasha-Kellogg Public School Dist.	WABASHA-KELLOGG SECONDARY	0811-01-040	2011	52	16	105.0	\$17,200.00
Wabasha-Kellogg Public School Dist.	WABASHA-KELLOGG SECONDARY	0811-01-040	2012	56	15	111.0	\$18,600.00
Wabasha-Kellogg Public School Dist.	WABASHA-KELLOGG SECONDARY	0811-01-040	2013	52	fewer than 10	0.0	\$0.00
Wabasha-Kellogg Public School Dist.	WABASHA-KELLOGG SECONDARY	0811-01-040	2014	69	10	80.0	\$14,100.00
Wabasso Public School District	VESTA SECONDARY	0640-01-040	2008	fewer than 10	fewer than 10	0.0	\$0.00
Wabasso Public School District	VESTA SECONDARY	0640-01-040	2010	fewer than 10	fewer than 10	0.0	\$0.00
Wabasso Public School District	WABASSO SECONDARY	0640-01-020	2007	46	fewer than 10	0.0	\$0.00
Wabasso Public School District	WABASSO SECONDARY	0640-01-020	2008	34	fewer than 10	0.0	\$0.00
Wabasso Public School District	WABASSO SECONDARY	0640-01-020	2009	40	11	59.0	\$9,600.00
Wabasso Public School District	WABASSO SECONDARY	0640-01-020	2010	32	fewer than 10	0.0	\$0.00
Wabasso Public School District	WABASSO SECONDARY	0640-01-020	2011	30	fewer than 10	0.0	\$0.00

Wabasso Public School District	WABASSO SECONDARY	0640-01-020	2012	38	fewer than 10	0.0	\$0.00
Wabasso Public School District	WABASSO SECONDARY	0640-01-020	2013	37	fewer than 10	0.0	\$0.00
Wabasso Public School District	WABASSO SECONDARY	0640-01-020	2014	36	fewer than 10	0.0	\$0.00
Waconia Public School District	TRANSITIONS 110	0110-01-315	2012	fewer than 10	fewer than 10	0.0	\$0.00
Waconia Public School District	TRANSITIONS 110	0110-01-315	2013	fewer than 10	fewer than 10	0.0	\$0.00
Waconia Public School District	TRANSITIONS 110	0110-01-315	2014	fewer than 10	fewer than 10	0.0	\$0.00
Waconia Public School District	WACONIA ALTERNATIVE LEARNING CENTER	0110-01-601	2013	21	fewer than 10	0.0	\$0.00
Waconia Public School District	WACONIA ALTERNATIVE LEARNING CENTER	0110-01-601	2014	25	fewer than 10	0.0	\$0.00
Waconia Public School District	Waconia Area Learning Center SS/AS	0110-01-602	2013	fewer than 10	fewer than 10	0.0	\$0.00
Waconia Public School District	Waconia Area Learning Center SS/AS	0110-01-602	2014	fewer than 10	fewer than 10	0.0	\$0.00
Waconia Public School District	WACONIA SENIOR HIGH	0110-01-310	2007	208	37	226.0	\$32,600.00
Waconia Public School District	WACONIA SENIOR HIGH	0110-01-310	2008	200	33	150.0	\$22,100.00
Waconia Public School District	WACONIA SENIOR HIGH	0110-01-310	2009	201	15	92.0	\$14,100.00
Waconia Public School District	WACONIA SENIOR HIGH	0110-01-310	2010	202	41	264.0	\$42,400.00
Waconia Public School District	WACONIA SENIOR HIGH	0110-01-310	2011	222	25	210.0	\$35,000.00
Waconia Public School District	WACONIA SENIOR HIGH	0110-01-310	2012	218	30	180.0	\$31,800.00
Waconia Public School District	WACONIA SENIOR HIGH	0110-01-310	2013	246	25	170.0	\$28,600.00
Waconia Public School District	WACONIA SENIOR HIGH	0110-01-310	2014	251	24	157.0	\$26,300.00
Wadena-Deer Creek School District	WADENA-DEER CREEK SENIOR HIGH	2155-01-001	2007	106	fewer than 10	0.0	\$0.00
Wadena-Deer Creek School District	WADENA-DEER CREEK SENIOR HIGH	2155-01-001	2008	86	15	80.0	\$11,100.00
Wadena-Deer Creek School District	WADENA-DEER CREEK SENIOR HIGH	2155-01-001	2009	94	13	71.0	\$11,000.00
Wadena-Deer Creek School District	WADENA-DEER CREEK SENIOR HIGH	2155-01-001	2010	73	14	81.0	\$12,200.00
Wadena-Deer Creek School District	WADENA-DEER CREEK SENIOR HIGH	2155-01-001	2011	74	14	105.0	\$16,600.00
Wadena-Deer Creek School District	WADENA-DEER CREEK SENIOR HIGH	2155-01-001	2012	71	11	65.0	\$11,800.00
Wadena-Deer Creek School District	WADENA-DEER CREEK SENIOR HIGH	2155-01-001	2013	49	fewer than 10	0.0	\$0.00
Wadena-Deer Creek School District	WADENA-DEER CREEK SENIOR HIGH	2155-01-001	2014	62	11	58.0	\$9,300.00
Walker-Hackensack-Akeley Schl. Dist	W. H. A . ALTERNATIVE PROGRAM	0113-01-025	2007	fewer than 10	fewer than 10	0.0	\$0.00
Walker-Hackensack-Akeley Schl. Dist	W. H. A . ALTERNATIVE PROGRAM	0113-01-025	2008	fewer than 10	fewer than 10	0.0	\$0.00
Walker-Hackensack-Akeley Schl. Dist	W. H. A . ALTERNATIVE PROGRAM	0113-01-025	2009	fewer than 10	fewer than 10	0.0	\$0.00
Walker-Hackensack-Akeley Schl. Dist	W. H. A . ALTERNATIVE PROGRAM	0113-01-025	2010	fewer than 10	fewer than 10	0.0	\$0.00
Walker-Hackensack-Akeley Schl. Dist	W. H. A . ALTERNATIVE PROGRAM	0113-01-025	2011	fewer than 10	fewer than 10	0.0	\$0.00
Walker-Hackensack-Akeley Schl. Dist	W. H. A . ALTERNATIVE PROGRAM	0113-01-025	2012	fewer than 10	fewer than 10	0.0	\$0.00
Walker-Hackensack-Akeley Schl. Dist	W. H. A . ALTERNATIVE PROGRAM	0113-01-025	2014	fewer than 10	fewer than 10	0.0	\$0.00
Walker-Hackensack-Akeley Schl. Dist	WALKER-HACKENSACK-AKELEY SEC.	0113-01-020	2007	73	16	85.0	\$13,900.00
Walker-Hackensack-Akeley Schl. Dist	WALKER-HACKENSACK-AKELEY SEC.	0113-01-020	2008	62	15	86.0	\$12,400.00
Walker-Hackensack-Akeley Schl. Dist	WALKER-HACKENSACK-AKELEY SEC.	0113-01-020	2009	56	fewer than 10	0.0	\$0.00
Walker-Hackensack-Akeley Schl. Dist	WALKER-HACKENSACK-AKELEY SEC.	0113-01-020	2010	57	fewer than 10	0.0	\$0.00
Walker-Hackensack-Akeley Schl. Dist	WALKER-HACKENSACK-AKELEY SEC.	0113-01-020	2011	54	11	64.0	\$11,200.00
Walker-Hackensack-Akeley Schl. Dist	WALKER-HACKENSACK-AKELEY SEC.	0113-01-020	2012	56	10	90.0	\$15,200.00
Walker-Hackensack-Akeley Schl. Dist	WALKER-HACKENSACK-AKELEY SEC.	0113-01-020	2013	38	fewer than 10	0.0	\$0.00
Walker-Hackensack-Akeley Schl. Dist	WALKER-HACKENSACK-AKELEY SEC.	0113-01-020	2014	42	fewer than 10	0.0	\$0.00
Warren-Alvarado-Oslo School Dist.	WARREN-ALVARADO-OSLO SECONDARY	2176-01-020	2007	44	fewer than 10	0.0	\$0.00
Warren-Alvarado-Oslo School Dist.	WARREN-ALVARADO-OSLO SECONDARY	2176-01-020	2008	42	fewer than 10	0.0	\$0.00
Warren-Alvarado-Oslo School Dist.	WARREN-ALVARADO-OSLO SECONDARY	2176-01-020	2009	36	fewer than 10	0.0	\$0.00
Warren-Alvarado-Oslo School Dist.	WARREN-ALVARADO-OSLO SECONDARY	2176-01-020	2010	38	fewer than 10	0.0	\$0.00

Warren-Alvarado-Oslo School Dist.	WARREN-ALVARADO-OSLO SECONDARY	2176-01-020	2011	37	fewer than 10	0.0	\$0.00
Warren-Alvarado-Oslo School Dist.	WARREN-ALVARADO-OSLO SECONDARY	2176-01-020	2012	27	fewer than 10	0.0	\$0.00
Warren-Alvarado-Oslo School Dist.	WARREN-ALVARADO-OSLO SECONDARY	2176-01-020	2013	32	fewer than 10	0.0	\$0.00
Warren-Alvarado-Oslo School Dist.	WARREN-ALVARADO-OSLO SECONDARY	2176-01-020	2014	27	fewer than 10	0.0	\$0.00
Warroad Public School District	BORDER AREA LEARNING CENTER	0690-01-050	2007	fewer than 10	fewer than 10	0.0	\$0.00
Warroad Public School District	BORDER AREA LEARNING CENTER	0690-01-050	2008	fewer than 10	fewer than 10	0.0	\$0.00
Warroad Public School District	BORDER AREA LEARNING CENTER	0690-01-050	2009	fewer than 10	fewer than 10	0.0	\$0.00
Warroad Public School District	BORDER AREA LEARNING CENTER	0690-01-050	2010	fewer than 10	fewer than 10	0.0	\$0.00
Warroad Public School District	BORDER AREA LEARNING CENTER	0690-01-050	2011	fewer than 10	fewer than 10	0.0	\$0.00
Warroad Public School District	BORDER AREA LEARNING CENTER	0690-01-050	2012	fewer than 10	fewer than 10	0.0	\$0.00
Warroad Public School District	BORDER AREA LEARNING CENTER	0690-01-050	2013	fewer than 10	fewer than 10	0.0	\$0.00
Warroad Public School District	BORDER AREA LEARNING CENTER	0690-01-050	2014	fewer than 10	fewer than 10	0.0	\$0.00
Warroad Public School District	WARROAD HIGH SCHOOL	0690-01-030	2007	123	29	186.0	\$26,200.00
Warroad Public School District	WARROAD HIGH SCHOOL	0690-01-030	2008	113	29	214.0	\$31,300.00
Warroad Public School District	WARROAD HIGH SCHOOL	0690-01-030	2009	91	23	171.0	\$24,400.00
Warroad Public School District	WARROAD HIGH SCHOOL	0690-01-030	2010	81	14	85.0	\$13,300.00
Warroad Public School District	WARROAD HIGH SCHOOL	0690-01-030	2011	86	18	121.0	\$19,300.00
Warroad Public School District	WARROAD HIGH SCHOOL	0690-01-030	2012	83	14	82.0	\$13,800.00
Warroad Public School District	WARROAD HIGH SCHOOL	0690-01-030	2013	76	fewer than 10	0.0	\$0.00
Warroad Public School District	WARROAD HIGH SCHOOL	0690-01-030	2014	74	fewer than 10	0.0	\$0.00
Waseca Public School District	WASECA ALTERNATIVE HIGH	0829-01-060	2007	fewer than 10	fewer than 10	0.0	\$0.00
Waseca Public School District	WASECA ALTERNATIVE HIGH	0829-01-060	2008	fewer than 10	fewer than 10	0.0	\$0.00
Waseca Public School District	WASECA ALTERNATIVE HIGH	0829-01-060	2009	fewer than 10	fewer than 10	0.0	\$0.00
Waseca Public School District	WASECA ALTERNATIVE HIGH	0829-01-060	2010	20	fewer than 10	0.0	\$0.00
Waseca Public School District	WASECA ALTERNATIVE HIGH	0829-01-060	2011	18	fewer than 10	0.0	\$0.00
Waseca Public School District	WASECA ALTERNATIVE HIGH	0829-01-060	2012	15	fewer than 10	0.0	\$0.00
Waseca Public School District	WASECA ALTERNATIVE HIGH	0829-01-060	2013	16	fewer than 10	0.0	\$0.00
Waseca Public School District	WASECA ALTERNATIVE HIGH	0829-01-060	2014	18	fewer than 10	0.0	\$0.00
Waseca Public School District	WASECA SENIOR HIGH	0829-01-050	2007	155	32	225.0	\$32,200.00
Waseca Public School District	WASECA SENIOR HIGH	0829-01-050	2008	151	25	197.0	\$29,100.00
Waseca Public School District	WASECA SENIOR HIGH	0829-01-050	2009	140	11	66.0	\$9,800.00
Waseca Public School District	WASECA SENIOR HIGH	0829-01-050	2010	135	15	80.0	\$12,700.00
Waseca Public School District	WASECA SENIOR HIGH	0829-01-050	2011	127	14	83.0	\$14,100.00
Waseca Public School District	WASECA SENIOR HIGH	0829-01-050	2012	136	18	155.0	\$25,800.00
Waseca Public School District	WASECA SENIOR HIGH	0829-01-050	2013	117	14	112.0	\$20,700.00
Waseca Public School District	WASECA SENIOR HIGH	0829-01-050	2014	132	14	120.0	\$20,200.00
Waseca Public School District	WCOC - DAY TREATMENT	0829-01-080	2007	fewer than 10	fewer than 10	0.0	\$0.00
Waseca Public School District	WCOC - DAY TREATMENT	0829-01-080	2010	fewer than 10	fewer than 10	0.0	\$0.00
Waseca Public School District	WCOC - DAY TREATMENT	0829-01-080	2011	fewer than 10	fewer than 10	0.0	\$0.00
Waseca Public School District	WCOC - DAY TREATMENT	0829-01-080	2014	fewer than 10	fewer than 10	0.0	\$0.00
Watershed High School	WATERSHED HIGH SCHOOL	4092-07-010	2007	21	fewer than 10	0.0	\$0.00
Watershed High School	WATERSHED HIGH SCHOOL	4092-07-010	2008	24	fewer than 10	0.0	\$0.00
Watershed High School	WATERSHED HIGH SCHOOL	4092-07-010	2009	25	fewer than 10	0.0	\$0.00
Watershed High School	WATERSHED HIGH SCHOOL	4092-07-010	2010	10	fewer than 10	0.0	\$0.00
Watershed High School	WATERSHED HIGH SCHOOL	4092-07-010	2011	15	fewer than 10	0.0	\$0.00

Watershed High School	WATERSHED HIGH SCHOOL	4092-07-010	2012	16	fewer than 10	0.0	\$0.00
Watershed High School	WATERSHED HIGH SCHOOL	4092-07-010	2013	fewer than 10	fewer than 10	0.0	\$0.00
Watershed High School	WATERSHED HIGH SCHOOL	4092-07-010	2014	11	fewer than 10	0.0	\$0.00
Watertown-Mayer Public School Dist.	WATERTOWN MAYER HIGH	0111-01-842	2007	113	19	81.0	\$11,300.00
Watertown-Mayer Public School Dist.	WATERTOWN MAYER HIGH	0111-01-842	2008	130	26	184.0	\$26,300.00
Watertown-Mayer Public School Dist.	WATERTOWN MAYER HIGH	0111-01-842	2009	134	33	197.0	\$30,200.00
Watertown-Mayer Public School Dist.	WATERTOWN MAYER HIGH	0111-01-842	2010	116	16	113.0	\$18,400.00
Watertown-Mayer Public School Dist.	WATERTOWN MAYER HIGH	0111-01-842	2011	121	20	133.0	\$22,000.00
Watertown-Mayer Public School Dist.	WATERTOWN MAYER HIGH	0111-01-842	2012	106	19	134.0	\$21,900.00
Watertown-Mayer Public School Dist.	WATERTOWN MAYER HIGH	0111-01-842	2013	120	20	109.0	\$17,800.00
Watertown-Mayer Public School Dist.	WATERTOWN MAYER HIGH	0111-01-842	2014	100	10	54.0	\$9,000.00
Waterville-Elysian-Morristown Public Sc	WATERVILLE-ELYSIAN-MORRISTOWN SR.	2143-01-040	2007	76	20	124.0	\$17,900.00
Waterville-Elysian-Morristown Public Sc	WATERVILLE-ELYSIAN-MORRISTOWN SR.	2143-01-040	2008	60	fewer than 10	0.0	\$0.00
Waterville-Elysian-Morristown Public Sc	WATERVILLE-ELYSIAN-MORRISTOWN SR.	2143-01-040	2009	61	11	83.0	\$12,400.00
Waterville-Elysian-Morristown Public Sc	WATERVILLE-ELYSIAN-MORRISTOWN SR.	2143-01-040	2010	62	21	231.0	\$35,100.00
Waterville-Elysian-Morristown Public Sc	WATERVILLE-ELYSIAN-MORRISTOWN SR.	2143-01-040	2011	70	11	84.0	\$13,100.00
Waterville-Elysian-Morristown Public Sc	WATERVILLE-ELYSIAN-MORRISTOWN SR.	2143-01-040	2012	67	17	137.0	\$22,300.00
Waterville-Elysian-Morristown Public Sc	WATERVILLE-ELYSIAN-MORRISTOWN SR.	2143-01-040	2013	64	12	107.0	\$17,500.00
Waterville-Elysian-Morristown Public Sc	WATERVILLE-ELYSIAN-MORRISTOWN SR.	2143-01-040	2014	64	14	145.0	\$23,700.00
Waubun-Ogema-White Earth Public Sch	Waubun ALC	0435-01-070	2014	fewer than 10	fewer than 10	0.0	\$0.00
Waubun-Ogema-White Earth Public Sch	WAUBUN AREA LEARNING PROGRAM	0435-01-040	2007	fewer than 10	fewer than 10	0.0	\$0.00
Waubun-Ogema-White Earth Public Sch	WAUBUN AREA LEARNING PROGRAM	0435-01-040	2008	12	fewer than 10	0.0	\$0.00
Waubun-Ogema-White Earth Public Sch	WAUBUN AREA LEARNING PROGRAM	0435-01-040	2009	17	fewer than 10	0.0	\$0.00
Waubun-Ogema-White Earth Public Sch	WAUBUN AREA LEARNING PROGRAM	0435-01-040	2010	fewer than 10	fewer than 10	0.0	\$0.00
Waubun-Ogema-White Earth Public Sch	WAUBUN AREA LEARNING PROGRAM	0435-01-040	2011	10	fewer than 10	0.0	\$0.00
Waubun-Ogema-White Earth Public Sch	WAUBUN AREA LEARNING PROGRAM	0435-01-040	2012	fewer than 10	fewer than 10	0.0	\$0.00
Waubun-Ogema-White Earth Public Sch	WAUBUN AREA LEARNING PROGRAM	0435-01-040	2013	11	fewer than 10	0.0	\$0.00
Waubun-Ogema-White Earth Public Sch	WAUBUN AREA LEARNING PROGRAM	0435-01-040	2014	fewer than 10	fewer than 10	0.0	\$0.00
Waubun-Ogema-White Earth Public Sch	WAUBUN SECONDARY	0435-01-030	2007	35	fewer than 10	0.0	\$0.00
Waubun-Ogema-White Earth Public Sch	WAUBUN SECONDARY	0435-01-030	2008	36	fewer than 10	0.0	\$0.00
Waubun-Ogema-White Earth Public Sch	WAUBUN SECONDARY	0435-01-030	2009	33	10	53.0	\$7,700.00
Waubun-Ogema-White Earth Public Sch	WAUBUN SECONDARY	0435-01-030	2010	30	fewer than 10	0.0	\$0.00
Waubun-Ogema-White Earth Public Sch	WAUBUN SECONDARY	0435-01-030	2011	24	fewer than 10	0.0	\$0.00
Waubun-Ogema-White Earth Public Sch	WAUBUN SECONDARY	0435-01-030	2012	17	fewer than 10	0.0	\$0.00
Waubun-Ogema-White Earth Public Sch	WAUBUN SECONDARY	0435-01-030	2013	26	fewer than 10	0.0	\$0.00
Waubun-Ogema-White Earth Public Sch	WAUBUN SECONDARY	0435-01-030	2014	28	fewer than 10	0.0	\$0.00
Wayzata Public School District	IS THE ALTERNATIVE PROGRAM (TAP)	0284-01-048	2007	fewer than 10	fewer than 10	0.0	\$0.00
Wayzata Public School District	IS THE ALTERNATIVE PROGRAM (TAP)	0284-01-048	2008	fewer than 10	fewer than 10	0.0	\$0.00
Wayzata Public School District	IS THE ALTERNATIVE PROGRAM (TAP)	0284-01-048	2009	fewer than 10	fewer than 10	0.0	\$0.00
Wayzata Public School District	IS THE ALTERNATIVE PROGRAM (TAP)	0284-01-048	2010	fewer than 10	fewer than 10	0.0	\$0.00
Wayzata Public School District	IS THE ALTERNATIVE PROGRAM (TAP)	0284-01-048	2011	fewer than 10	fewer than 10	0.0	\$0.00
Wayzata Public School District	IS THE ALTERNATIVE PROGRAM (TAP)	0284-01-048	2012	fewer than 10	fewer than 10	0.0	\$0.00
Wayzata Public School District	IS THE ALTERNATIVE PROGRAM (TAP)	0284-01-048	2013	fewer than 10	fewer than 10	0.0	\$0.00
Wayzata Public School District	THE ALTERNATIVE PROGRAM (TAP)	0284-01-049	2007	fewer than 10	fewer than 10	0.0	\$0.00
Wayzata Public School District	THE ALTERNATIVE PROGRAM (TAP)	0284-01-049	2008	fewer than 10	fewer than 10	0.0	\$0.00

Wayzata Public School District	THE ALTERNATIVE PROGRAM (TAP)	0284-01-049	2009	fewer than 10	fewer than 10	0.0	\$0.00
Wayzata Public School District	THE ALTERNATIVE PROGRAM (TAP)	0284-01-049	2010	fewer than 10	fewer than 10	0.0	\$0.00
Wayzata Public School District	THE ALTERNATIVE PROGRAM (TAP)	0284-01-049	2011	fewer than 10	fewer than 10	0.0	\$0.00
Wayzata Public School District	THE ALTERNATIVE PROGRAM (TAP)	0284-01-049	2012	fewer than 10	fewer than 10	0.0	\$0.00
Wayzata Public School District	THE ALTERNATIVE PROGRAM (TAP)	0284-01-049	2013	42	14	124.0	\$19,700.00
Wayzata Public School District	THE ALTERNATIVE PROGRAM (TAP)	0284-01-049	2014	10	fewer than 10	0.0	\$0.00
Wayzata Public School District	WAYZATA HIGH	0284-01-050	2007	730	61	448.0	\$63,400.00
Wayzata Public School District	WAYZATA HIGH	0284-01-050	2008	737	75	574.0	\$81,500.00
Wayzata Public School District	WAYZATA HIGH	0284-01-050	2009	729	60	515.0	\$74,600.00
Wayzata Public School District	WAYZATA HIGH	0284-01-050	2010	735	62	631.0	\$96,900.00
Wayzata Public School District	WAYZATA HIGH	0284-01-050	2011	783	43	371.0	\$60,300.00
Wayzata Public School District	WAYZATA HIGH	0284-01-050	2012	727	57	532.0	\$86,500.00
Wayzata Public School District	WAYZATA HIGH	0284-01-050	2013	744	52	408.0	\$68,000.00
Wayzata Public School District	WAYZATA HIGH	0284-01-050	2014	756	43	388.0	\$63,000.00
West Central Area	WEST CENTRAL AREA SEC.	2342-01-003	2007	62	fewer than 10	0.0	\$0.00
West Central Area	WEST CENTRAL AREA SEC.	2342-01-003	2008	71	10	56.0	\$7,800.00
West Central Area	WEST CENTRAL AREA SEC.	2342-01-003	2009	70	fewer than 10	0.0	\$0.00
West Central Area	WEST CENTRAL AREA SEC.	2342-01-003	2010	62	10	40.0	\$6,800.00
West Central Area	WEST CENTRAL AREA SEC.	2342-01-003	2011	58	fewer than 10	0.0	\$0.00
West Central Area	WEST CENTRAL AREA SEC.	2342-01-003	2012	52	fewer than 10	0.0	\$0.00
West Central Area	WEST CENTRAL AREA SEC.	2342-01-003	2013	53	fewer than 10	0.0	\$0.00
West Central Area	WEST CENTRAL AREA SEC.	2342-01-003	2014	54	fewer than 10	0.0	\$0.00
West Central Education District	WEST CENTRAL AREA LEARNING CENTER	6026-61-020	2007	16	fewer than 10	0.0	\$0.00
West Central Education District	WEST CENTRAL AREA LEARNING CENTER	6026-61-020	2008	27	fewer than 10	0.0	\$0.00
West Central Education District	WEST CENTRAL AREA LEARNING CENTER	6026-61-020	2009	19	fewer than 10	0.0	\$0.00
West Central Education District	WEST CENTRAL AREA LEARNING CENTER	6026-61-020	2010	15	fewer than 10	0.0	\$0.00
West Central Education District	WEST CENTRAL AREA LEARNING CENTER	6026-61-020	2011	11	fewer than 10	0.0	\$0.00
West Central Education District	WEST CENTRAL AREA LEARNING CENTER	6026-61-020	2012	fewer than 10	fewer than 10	0.0	\$0.00
West Central Education District	WEST CENTRAL AREA LEARNING CENTER	6026-61-020	2013	13	fewer than 10	0.0	\$0.00
West Central Education District	WEST CENTRAL AREA LEARNING CENTER	6026-61-020	2014	15	fewer than 10	0.0	\$0.00
West Metro Education Program	FAIR SCHOOL DOWNTOWN	6069-62-010	2007	17	fewer than 10	0.0	\$0.00
West Metro Education Program	FAIR SCHOOL DOWNTOWN	6069-62-010	2008	24	fewer than 10	0.0	\$0.00
West Metro Education Program	FAIR SCHOOL DOWNTOWN	6069-62-010	2009	20	fewer than 10	0.0	\$0.00
West Metro Education Program	FAIR SCHOOL DOWNTOWN	6069-62-010	2010	20	fewer than 10	0.0	\$0.00
West Metro Education Program	FAIR SCHOOL DOWNTOWN	6069-62-010	2011	14	fewer than 10	0.0	\$0.00
West Metro Education Program	FAIR SCHOOL DOWNTOWN	6069-62-010	2012	18	fewer than 10	0.0	\$0.00
West Metro Education Program	FAIR SCHOOL DOWNTOWN	6069-62-010	2013	38	10	94.0	\$16,000.00
West Metro Education Program	FAIR SCHOOL DOWNTOWN	6069-62-010	2014	38	10	77.0	\$14,000.00
West St. Paul-Mendota Hts.-Eagan	BRANCH OUT TRANSITIONAL SERVICES	0197-01-823	2010	fewer than 10	fewer than 10	0.0	\$0.00
West St. Paul-Mendota Hts.-Eagan	BRANCH OUT TRANSITIONAL SERVICES	0197-01-823	2011	fewer than 10	fewer than 10	0.0	\$0.00
West St. Paul-Mendota Hts.-Eagan	BRANCH OUT TRANSITIONAL SERVICES	0197-01-823	2012	fewer than 10	fewer than 10	0.0	\$0.00
West St. Paul-Mendota Hts.-Eagan	BRANCH OUT TRANSITIONAL SERVICES	0197-01-823	2013	fewer than 10	fewer than 10	0.0	\$0.00
West St. Paul-Mendota Hts.-Eagan	BRANCH OUT TRANSITIONAL SERVICES	0197-01-823	2014	fewer than 10	fewer than 10	0.0	\$0.00
West St. Paul-Mendota Hts.-Eagan	HENRY SIBLEY HIGH SCHOOL	0197-01-053	2007	333	44	367.0	\$51,200.00
West St. Paul-Mendota Hts.-Eagan	HENRY SIBLEY HIGH SCHOOL	0197-01-053	2008	286	57	460.0	\$66,300.00

West St. Paul-Mendota Hts.-Eagan	HENRY SIBLEY HIGH SCHOOL	0197-01-053	2009	322	52	499.0	\$73,200.00
West St. Paul-Mendota Hts.-Eagan	HENRY SIBLEY HIGH SCHOOL	0197-01-053	2010	303	46	488.0	\$74,400.00
West St. Paul-Mendota Hts.-Eagan	HENRY SIBLEY HIGH SCHOOL	0197-01-053	2011	303	42	408.0	\$64,500.00
West St. Paul-Mendota Hts.-Eagan	HENRY SIBLEY HIGH SCHOOL	0197-01-053	2012	283	53	532.0	\$86,800.00
West St. Paul-Mendota Hts.-Eagan	HENRY SIBLEY HIGH SCHOOL	0197-01-053	2013	256	24	222.0	\$35,900.00
West St. Paul-Mendota Hts.-Eagan	HENRY SIBLEY HIGH SCHOOL	0197-01-053	2014	271	28	281.0	\$45,200.00
West St. Paul-Mendota Hts.-Eagan	SPECIAL EDUCATION PROGRAM	0197-01-821	2007	fewer than 10	fewer than 10	0.0	\$0.00
West St. Paul-Mendota Hts.-Eagan	SPECIAL EDUCATION PROGRAM	0197-01-821	2008	fewer than 10	fewer than 10	0.0	\$0.00
West St. Paul-Mendota Hts.-Eagan	W ST. PAUL AREA LEARNING CNTR.	0197-01-051	2007	fewer than 10	fewer than 10	0.0	\$0.00
West St. Paul-Mendota Hts.-Eagan	W ST. PAUL AREA LEARNING CNTR.	0197-01-051	2008	fewer than 10	fewer than 10	0.0	\$0.00
West St. Paul-Mendota Hts.-Eagan	W ST. PAUL AREA LEARNING CNTR.	0197-01-051	2010	fewer than 10	fewer than 10	0.0	\$0.00
West St. Paul-Mendota Hts.-Eagan	W ST. PAUL AREA LEARNING CNTR.	0197-01-051	2011	fewer than 10	fewer than 10	0.0	\$0.00
West St. Paul-Mendota Hts.-Eagan	W ST. PAUL AREA LEARNING CNTR.	0197-01-051	2012	fewer than 10	fewer than 10	0.0	\$0.00
West St. Paul-Mendota Hts.-Eagan	W ST. PAUL AREA LEARNING CNTR.	0197-01-051	2013	fewer than 10	fewer than 10	0.0	\$0.00
West St. Paul-Mendota Hts.-Eagan	W ST. PAUL AREA LEARNING CNTR.	0197-01-051	2014	fewer than 10	fewer than 10	0.0	\$0.00
Westbrook-Walnut Grove Schools	WESTBROOK-WALNUT GROVE SECONDARY	2898-01-030	2007	36	fewer than 10	0.0	\$0.00
Westbrook-Walnut Grove Schools	WESTBROOK-WALNUT GROVE SECONDARY	2898-01-030	2008	36	fewer than 10	0.0	\$0.00
Westbrook-Walnut Grove Schools	WESTBROOK-WALNUT GROVE SECONDARY	2898-01-030	2009	58	13	74.0	\$11,300.00
Westbrook-Walnut Grove Schools	WESTBROOK-WALNUT GROVE SECONDARY	2898-01-030	2010	53	20	179.0	\$28,400.00
Westbrook-Walnut Grove Schools	WESTBROOK-WALNUT GROVE SECONDARY	2898-01-030	2011	46	10	65.0	\$10,800.00
Westbrook-Walnut Grove Schools	WESTBROOK-WALNUT GROVE SECONDARY	2898-01-030	2012	38	14	69.0	\$13,100.00
Westbrook-Walnut Grove Schools	WESTBROOK-WALNUT GROVE SECONDARY	2898-01-030	2013	38	fewer than 10	0.0	\$0.00
Westbrook-Walnut Grove Schools	WESTBROOK-WALNUT GROVE SECONDARY	2898-01-030	2014	33	fewer than 10	0.0	\$0.00
Westonka Public School District	MOUND-WESTONKA HIGH SCHOOL	0277-01-062	2007	160	23	127.0	\$18,500.00
Westonka Public School District	MOUND-WESTONKA HIGH SCHOOL	0277-01-062	2008	158	21	161.0	\$23,000.00
Westonka Public School District	MOUND-WESTONKA HIGH SCHOOL	0277-01-062	2009	169	18	126.0	\$18,100.00
Westonka Public School District	MOUND-WESTONKA HIGH SCHOOL	0277-01-062	2010	173	20	134.0	\$21,100.00
Westonka Public School District	MOUND-WESTONKA HIGH SCHOOL	0277-01-062	2011	143	13	75.0	\$12,000.00
Westonka Public School District	MOUND-WESTONKA HIGH SCHOOL	0277-01-062	2012	160	15	89.0	\$15,600.00
Westonka Public School District	MOUND-WESTONKA HIGH SCHOOL	0277-01-062	2013	173	12	132.0	\$22,000.00
Westonka Public School District	MOUND-WESTONKA HIGH SCHOOL	0277-01-062	2014	139	fewer than 10	0.0	\$0.00
Wheaton Area Public School District	WHEATON SECONDARY	0803-01-002	2007	49	fewer than 10	0.0	\$0.00
Wheaton Area Public School District	WHEATON SECONDARY	0803-01-002	2008	44	fewer than 10	0.0	\$0.00
Wheaton Area Public School District	WHEATON SECONDARY	0803-01-002	2009	34	fewer than 10	0.0	\$0.00
Wheaton Area Public School District	WHEATON SECONDARY	0803-01-002	2010	32	fewer than 10	0.0	\$0.00
Wheaton Area Public School District	WHEATON SECONDARY	0803-01-002	2011	28	fewer than 10	0.0	\$0.00
Wheaton Area Public School District	WHEATON SECONDARY	0803-01-002	2012	37	fewer than 10	0.0	\$0.00
Wheaton Area Public School District	WHEATON SECONDARY	0803-01-002	2013	35	fewer than 10	0.0	\$0.00
Wheaton Area Public School District	WHEATON SECONDARY	0803-01-002	2014	32	fewer than 10	0.0	\$0.00
White Bear Lake School District	AREA LEARNING CENTER SUMMER	0624-01-840	2007	12	fewer than 10	0.0	\$0.00
White Bear Lake School District	AREA LEARNING CENTER SUMMER	0624-01-840	2008	fewer than 10	fewer than 10	0.0	\$0.00
White Bear Lake School District	AREA LEARNING CENTER SUMMER	0624-01-840	2009	10	fewer than 10	0.0	\$0.00
White Bear Lake School District	AREA LEARNING CENTER SUMMER	0624-01-840	2010	fewer than 10	fewer than 10	0.0	\$0.00
White Bear Lake School District	AREA LEARNING CENTER SUMMER	0624-01-840	2011	fewer than 10	fewer than 10	0.0	\$0.00
White Bear Lake School District	AREA LEARNING CENTER SUMMER	0624-01-840	2012	fewer than 10	fewer than 10	0.0	\$0.00

White Bear Lake School District	AREA LEARNING CENTER SUMMER	0624-01-840	2013	fewer than 10	fewer than 10	0.0	\$0.00
White Bear Lake School District	AREA LEARNING CENTER SUMMER	0624-01-840	2014	fewer than 10	fewer than 10	0.0	\$0.00
White Bear Lake School District	WHITE BEAR AREA LEARNING CENTER	0624-01-837	2007	75	16	146.0	\$19,600.00
White Bear Lake School District	WHITE BEAR AREA LEARNING CENTER	0624-01-837	2008	65	fewer than 10	0.0	\$0.00
White Bear Lake School District	WHITE BEAR AREA LEARNING CENTER	0624-01-837	2009	70	11	159.0	\$22,300.00
White Bear Lake School District	WHITE BEAR AREA LEARNING CENTER	0624-01-837	2010	78	12	93.0	\$13,900.00
White Bear Lake School District	WHITE BEAR AREA LEARNING CENTER	0624-01-837	2011	104	fewer than 10	0.0	\$0.00
White Bear Lake School District	WHITE BEAR AREA LEARNING CENTER	0624-01-837	2012	72	10	90.0	\$14,300.00
White Bear Lake School District	WHITE BEAR AREA LEARNING CENTER	0624-01-837	2013	94	13	145.0	\$23,300.00
White Bear Lake School District	WHITE BEAR AREA LEARNING CENTER	0624-01-837	2014	73	fewer than 10	0.0	\$0.00
White Bear Lake School District	WHITE BEAR SOUTH CAMPUS SENIOR	0624-01-095	2007	630	134	1,516.0	\$204,300.00
White Bear Lake School District	WHITE BEAR SOUTH CAMPUS SENIOR	0624-01-095	2008	637	158	1,930.0	\$266,000.00
White Bear Lake School District	WHITE BEAR SOUTH CAMPUS SENIOR	0624-01-095	2009	602	129	1,257.0	\$183,200.00
White Bear Lake School District	WHITE BEAR SOUTH CAMPUS SENIOR	0624-01-095	2010	546	101	1,096.0	\$166,500.00
White Bear Lake School District	WHITE BEAR SOUTH CAMPUS SENIOR	0624-01-095	2011	577	123	1,301.0	\$206,900.00
White Bear Lake School District	WHITE BEAR SOUTH CAMPUS SENIOR	0624-01-095	2012	557	119	1,229.0	\$204,300.00
White Bear Lake School District	WHITE BEAR SOUTH CAMPUS SENIOR	0624-01-095	2013	546	95	959.0	\$157,800.00
White Bear Lake School District	WHITE BEAR SOUTH CAMPUS SENIOR	0624-01-095	2014	493	59	566.0	\$92,100.00
White Bear Lake School District	WHITE BEAR TRANSITION PLUS PROGRAM	0624-01-839	2007	11	fewer than 10	0.0	\$0.00
White Bear Lake School District	WHITE BEAR TRANSITION PLUS PROGRAM	0624-01-839	2008	24	fewer than 10	0.0	\$0.00
White Bear Lake School District	WHITE BEAR TRANSITION PLUS PROGRAM	0624-01-839	2009	20	fewer than 10	0.0	\$0.00
White Bear Lake School District	WHITE BEAR TRANSITION PLUS PROGRAM	0624-01-839	2010	20	fewer than 10	0.0	\$0.00
White Bear Lake School District	WHITE BEAR TRANSITION PLUS PROGRAM	0624-01-839	2011	12	fewer than 10	0.0	\$0.00
White Bear Lake School District	WHITE BEAR TRANSITION PLUS PROGRAM	0624-01-839	2012	10	fewer than 10	0.0	\$0.00
White Bear Lake School District	WHITE BEAR TRANSITION PLUS PROGRAM	0624-01-839	2013	12	fewer than 10	0.0	\$0.00
White Bear Lake School District	WHITE BEAR TRANSITION PLUS PROGRAM	0624-01-839	2014	fewer than 10	fewer than 10	0.0	\$0.00
Willmar Public School District	GEMINI LEARNING CENTER	0347-01-960	2014	fewer than 10	fewer than 10	0.0	\$0.00
Willmar Public School District	LAKE PARK SCHOOL	0347-01-941	2014	fewer than 10	fewer than 10	0.0	\$0.00
Willmar Public School District	PRAIRIE LAKES EDUCATION CENTER	0347-01-931	2014	fewer than 10	fewer than 10	0.0	\$0.00
Willmar Public School District	PRAIRIE LAKES SCHOOL	0347-01-951	2007	fewer than 10	fewer than 10	0.0	\$0.00
Willmar Public School District	PRAIRIE LAKES SCHOOL	0347-01-951	2008	fewer than 10	fewer than 10	0.0	\$0.00
Willmar Public School District	PRAIRIE LAKES SCHOOL	0347-01-951	2009	fewer than 10	fewer than 10	0.0	\$0.00
Willmar Public School District	PRAIRIE LAKES SCHOOL	0347-01-951	2010	fewer than 10	fewer than 10	0.0	\$0.00
Willmar Public School District	PRAIRIE LAKES SCHOOL	0347-01-951	2011	fewer than 10	fewer than 10	0.0	\$0.00
Willmar Public School District	PRAIRIE LAKES SCHOOL	0347-01-951	2012	fewer than 10	fewer than 10	0.0	\$0.00
Willmar Public School District	PRAIRIE LAKES SCHOOL	0347-01-951	2013	fewer than 10	fewer than 10	0.0	\$0.00
Willmar Public School District	WILLMAR AREA LEARNING CENTER	0347-01-949	2007	12	fewer than 10	0.0	\$0.00
Willmar Public School District	WILLMAR AREA LEARNING CENTER	0347-01-949	2008	21	fewer than 10	0.0	\$0.00
Willmar Public School District	WILLMAR AREA LEARNING CENTER	0347-01-949	2009	21	fewer than 10	0.0	\$0.00
Willmar Public School District	WILLMAR AREA LEARNING CENTER	0347-01-949	2010	fewer than 10	fewer than 10	0.0	\$0.00
Willmar Public School District	WILLMAR AREA LEARNING CENTER	0347-01-949	2011	16	fewer than 10	0.0	\$0.00
Willmar Public School District	WILLMAR AREA LEARNING CENTER	0347-01-949	2012	12	fewer than 10	0.0	\$0.00
Willmar Public School District	WILLMAR AREA LEARNING CENTER	0347-01-949	2013	18	fewer than 10	0.0	\$0.00
Willmar Public School District	WILLMAR AREA LEARNING CENTER	0347-01-949	2014	21	fewer than 10	0.0	\$0.00
Willmar Public School District	WILLMAR SENIOR HIGH	0347-01-300	2007	281	61	355.0	\$49,400.00

Willmar Public School District	WILLMAR SENIOR HIGH	0347-01-300	2008	270	60	373.0	\$52,900.00
Willmar Public School District	WILLMAR SENIOR HIGH	0347-01-300	2009	252	52	371.0	\$54,900.00
Willmar Public School District	WILLMAR SENIOR HIGH	0347-01-300	2010	263	59	482.0	\$73,000.00
Willmar Public School District	WILLMAR SENIOR HIGH	0347-01-300	2011	270	50	365.0	\$59,600.00
Willmar Public School District	WILLMAR SENIOR HIGH	0347-01-300	2012	230	66	400.0	\$67,900.00
Willmar Public School District	WILLMAR SENIOR HIGH	0347-01-300	2013	241	62	436.0	\$70,500.00
Willmar Public School District	WILLMAR SENIOR HIGH	0347-01-300	2014	241	45	411.0	\$67,700.00
Willow River Public School District	WILLOW RIVER AREA LEARNING PROGRAM	0577-01-050	2007	fewer than 10	fewer than 10	0.0	\$0.00
Willow River Public School District	WILLOW RIVER AREA LEARNING PROGRAM	0577-01-050	2008	fewer than 10	fewer than 10	0.0	\$0.00
Willow River Public School District	WILLOW RIVER AREA LEARNING PROGRAM	0577-01-050	2009	fewer than 10	fewer than 10	0.0	\$0.00
Willow River Public School District	WILLOW RIVER AREA LEARNING PROGRAM	0577-01-050	2010	fewer than 10	fewer than 10	0.0	\$0.00
Willow River Public School District	WILLOW RIVER AREA LEARNING PROGRAM	0577-01-050	2011	fewer than 10	fewer than 10	0.0	\$0.00
Willow River Public School District	WILLOW RIVER SECONDARY	0577-01-040	2007	33	fewer than 10	0.0	\$0.00
Willow River Public School District	WILLOW RIVER SECONDARY	0577-01-040	2008	30	fewer than 10	0.0	\$0.00
Willow River Public School District	WILLOW RIVER SECONDARY	0577-01-040	2009	46	fewer than 10	0.0	\$0.00
Willow River Public School District	WILLOW RIVER SECONDARY	0577-01-040	2010	28	fewer than 10	0.0	\$0.00
Willow River Public School District	WILLOW RIVER SECONDARY	0577-01-040	2011	25	fewer than 10	0.0	\$0.00
Willow River Public School District	WILLOW RIVER SECONDARY	0577-01-040	2012	27	fewer than 10	0.0	\$0.00
Willow River Public School District	WILLOW RIVER SECONDARY	0577-01-040	2013	25	fewer than 10	0.0	\$0.00
Willow River Public School District	WILLOW RIVER SECONDARY	0577-01-040	2014	32	fewer than 10	0.0	\$0.00
Windom Public School District	WINDOM SENIOR HIGH	0177-01-050	2007	61	fewer than 10	0.0	\$0.00
Windom Public School District	WINDOM SENIOR HIGH	0177-01-050	2008	81	14	82.0	\$12,200.00
Windom Public School District	WINDOM SENIOR HIGH	0177-01-050	2009	60	fewer than 10	0.0	\$0.00
Windom Public School District	WINDOM SENIOR HIGH	0177-01-050	2010	56	fewer than 10	0.0	\$0.00
Windom Public School District	WINDOM SENIOR HIGH	0177-01-050	2011	72	fewer than 10	0.0	\$0.00
Windom Public School District	WINDOM SENIOR HIGH	0177-01-050	2012	58	fewer than 10	0.0	\$0.00
Windom Public School District	WINDOM SENIOR HIGH	0177-01-050	2013	69	fewer than 10	0.0	\$0.00
Windom Public School District	WINDOM SENIOR HIGH	0177-01-050	2014	54	fewer than 10	0.0	\$0.00
Win-E-Mac School District	WIN-E-MAC SECONDARY	2609-01-020	2007	33	fewer than 10	0.0	\$0.00
Win-E-Mac School District	WIN-E-MAC SECONDARY	2609-01-020	2008	40	13	97.0	\$14,400.00
Win-E-Mac School District	WIN-E-MAC SECONDARY	2609-01-020	2009	46	fewer than 10	0.0	\$0.00
Win-E-Mac School District	WIN-E-MAC SECONDARY	2609-01-020	2010	26	fewer than 10	0.0	\$0.00
Win-E-Mac School District	WIN-E-MAC SECONDARY	2609-01-020	2011	31	fewer than 10	0.0	\$0.00
Win-E-Mac School District	WIN-E-MAC SECONDARY	2609-01-020	2012	34	fewer than 10	0.0	\$0.00
Win-E-Mac School District	WIN-E-MAC SECONDARY	2609-01-020	2013	19	fewer than 10	0.0	\$0.00
Win-E-Mac School District	WIN-E-MAC SECONDARY	2609-01-020	2014	44	fewer than 10	0.0	\$0.00
Winona Area Public School District	WINONA AREA LEARNING CENTER	0861-01-019	2007	38	fewer than 10	0.0	\$0.00
Winona Area Public School District	WINONA AREA LEARNING CENTER	0861-01-019	2008	40	10	58.0	\$8,200.00
Winona Area Public School District	WINONA AREA LEARNING CENTER	0861-01-019	2009	29	fewer than 10	0.0	\$0.00
Winona Area Public School District	WINONA AREA LEARNING CENTER	0861-01-019	2010	39	10	53.0	\$8,300.00
Winona Area Public School District	WINONA AREA LEARNING CENTER	0861-01-019	2011	32	fewer than 10	0.0	\$0.00
Winona Area Public School District	WINONA AREA LEARNING CENTER	0861-01-019	2012	25	fewer than 10	0.0	\$0.00
Winona Area Public School District	WINONA AREA LEARNING CENTER	0861-01-019	2013	28	fewer than 10	0.0	\$0.00
Winona Area Public School District	WINONA AREA LEARNING CENTER	0861-01-019	2014	22	fewer than 10	0.0	\$0.00
Winona Area Public School District	WINONA SENIOR HIGH	0861-01-007	2007	279	39	244.0	\$34,600.00

Winona Area Public School District	WINONA SENIOR HIGH	0861-01-007	2008	305	60	374.0	\$54,600.00
Winona Area Public School District	WINONA SENIOR HIGH	0861-01-007	2009	295	45	350.0	\$52,500.00
Winona Area Public School District	WINONA SENIOR HIGH	0861-01-007	2010	274	62	487.0	\$76,200.00
Winona Area Public School District	WINONA SENIOR HIGH	0861-01-007	2011	263	64	461.0	\$75,700.00
Winona Area Public School District	WINONA SENIOR HIGH	0861-01-007	2012	241	55	423.0	\$71,100.00
Winona Area Public School District	WINONA SENIOR HIGH	0861-01-007	2013	245	57	440.0	\$74,600.00
Winona Area Public School District	WINONA SENIOR HIGH	0861-01-007	2014	212	20	151.0	\$25,400.00
Worthington Public School District	WEST ACADEMY	0518-01-014	2013	fewer than 10	fewer than 10	0.0	\$0.00
Worthington Public School District	WORTHINGTON AREA LEARNING CENTER	0518-01-006	2007	10	fewer than 10	0.0	\$0.00
Worthington Public School District	WORTHINGTON AREA LEARNING CENTER	0518-01-006	2008	18	fewer than 10	0.0	\$0.00
Worthington Public School District	WORTHINGTON AREA LEARNING CENTER	0518-01-006	2009	12	fewer than 10	0.0	\$0.00
Worthington Public School District	WORTHINGTON AREA LEARNING CENTER	0518-01-006	2010	14	fewer than 10	0.0	\$0.00
Worthington Public School District	WORTHINGTON AREA LEARNING CENTER	0518-01-006	2011	18	fewer than 10	0.0	\$0.00
Worthington Public School District	WORTHINGTON AREA LEARNING CENTER	0518-01-006	2012	15	fewer than 10	0.0	\$0.00
Worthington Public School District	WORTHINGTON AREA LEARNING CENTER	0518-01-006	2013	18	fewer than 10	0.0	\$0.00
Worthington Public School District	WORTHINGTON AREA LEARNING CENTER	0518-01-006	2014	31	fewer than 10	0.0	\$0.00
Worthington Public School District	WORTHINGTON SENIOR HIGH	0518-01-008	2007	123	18	82.0	\$11,800.00
Worthington Public School District	WORTHINGTON SENIOR HIGH	0518-01-008	2008	146	31	221.0	\$32,500.00
Worthington Public School District	WORTHINGTON SENIOR HIGH	0518-01-008	2009	129	27	145.0	\$22,200.00
Worthington Public School District	WORTHINGTON SENIOR HIGH	0518-01-008	2010	138	27	175.0	\$27,800.00
Worthington Public School District	WORTHINGTON SENIOR HIGH	0518-01-008	2011	124	25	163.0	\$27,500.00
Worthington Public School District	WORTHINGTON SENIOR HIGH	0518-01-008	2012	150	31	243.0	\$42,400.00
Worthington Public School District	WORTHINGTON SENIOR HIGH	0518-01-008	2013	161	20	122.0	\$22,300.00
Worthington Public School District	WORTHINGTON SENIOR HIGH	0518-01-008	2014	128	14	87.0	\$15,000.00
Wrenshall Public School District	WRENSHALL SECONDARY	0100-01-002	2007	34	fewer than 10	0.0	\$0.00
Wrenshall Public School District	WRENSHALL SECONDARY	0100-01-002	2008	34	fewer than 10	0.0	\$0.00
Wrenshall Public School District	WRENSHALL SECONDARY	0100-01-002	2009	26	fewer than 10	0.0	\$0.00
Wrenshall Public School District	WRENSHALL SECONDARY	0100-01-002	2010	25	fewer than 10	0.0	\$0.00
Wrenshall Public School District	WRENSHALL SECONDARY	0100-01-002	2011	17	fewer than 10	0.0	\$0.00
Wrenshall Public School District	WRENSHALL SECONDARY	0100-01-002	2012	16	fewer than 10	0.0	\$0.00
Wrenshall Public School District	WRENSHALL SECONDARY	0100-01-002	2013	22	10	75.0	\$11,400.00
Wrenshall Public School District	WRENSHALL SECONDARY	0100-01-002	2014	24	fewer than 10	0.0	\$0.00
Wright Technical Center	WRIGHT TECHNICAL CENTER ALC	0966-51-020	2007	55	fewer than 10	0.0	\$0.00
Wright Technical Center	WRIGHT TECHNICAL CENTER ALC	0966-51-020	2008	63	11	73.0	\$9,200.00
Wright Technical Center	WRIGHT TECHNICAL CENTER ALC	0966-51-020	2009	64	fewer than 10	0.0	\$0.00
Wright Technical Center	WRIGHT TECHNICAL CENTER ALC	0966-51-020	2010	73	fewer than 10	0.0	\$0.00
Wright Technical Center	WRIGHT TECHNICAL CENTER ALC	0966-51-020	2011	59	fewer than 10	0.0	\$0.00
Wright Technical Center	WRIGHT TECHNICAL CENTER ALC	0966-51-020	2012	62	fewer than 10	0.0	\$0.00
Wright Technical Center	WRIGHT TECHNICAL CENTER ALC	0966-51-020	2013	70	fewer than 10	0.0	\$0.00
Wright Technical Center	WRIGHT TECHNICAL CENTER ALC	0966-51-020	2014	67	fewer than 10	0.0	\$0.00
Yellow Medicine East	YELLOW MEDICINE EAST HIGH SCHOOL	2190-01-022	2007	87	20	82.0	\$11,700.00
Yellow Medicine East	YELLOW MEDICINE EAST HIGH SCHOOL	2190-01-022	2008	88	26	159.0	\$22,500.00
Yellow Medicine East	YELLOW MEDICINE EAST HIGH SCHOOL	2190-01-022	2009	62	27	208.0	\$31,000.00
Yellow Medicine East	YELLOW MEDICINE EAST HIGH SCHOOL	2190-01-022	2010	79	26	139.0	\$22,600.00
Yellow Medicine East	YELLOW MEDICINE EAST HIGH SCHOOL	2190-01-022	2011	73	17	126.0	\$22,100.00

Yellow Medicine East	YELLOW MEDICINE EAST HIGH SCHOOL	2190-01-022	2012	80	21	75.0	\$14,000.00
Yellow Medicine East	YELLOW MEDICINE EAST HIGH SCHOOL	2190-01-022	2013	62	18	79.0	\$13,800.00
Yellow Medicine East	YELLOW MEDICINE EAST HIGH SCHOOL	2190-01-022	2014	60	fewer than 10	0.0	\$0.00
Zumbro Education District	TRANSITION 2 SUCCESS	6012-61-060	2010	fewer than 10	fewer than 10	0.0	\$0.00
Zumbro Education District	TRANSITION 2 SUCCESS	6012-61-060	2011	fewer than 10	fewer than 10	0.0	\$0.00
Zumbro Education District	TRANSITION 2 SUCCESS	6012-61-060	2012	fewer than 10	fewer than 10	0.0	\$0.00
Zumbro Education District	TRANSITION 2 SUCCESS	6012-61-060	2013	fewer than 10	fewer than 10	0.0	\$0.00
Zumbro Education District	TRANSITION 2 SUCCESS	6012-61-060	2014	fewer than 10	fewer than 10	0.0	\$0.00
Zumbro Education District	ZUMBRO AREA LEARNING CENTER	6012-61-020	2007	22	fewer than 10	0.0	\$0.00
Zumbro Education District	ZUMBRO AREA LEARNING CENTER	6012-61-020	2008	20	fewer than 10	0.0	\$0.00
Zumbro Education District	ZUMBRO AREA LEARNING CENTER	6012-61-020	2009	13	fewer than 10	0.0	\$0.00
Zumbro Education District	ZUMBRO AREA LEARNING CENTER	6012-61-020	2010	14	fewer than 10	0.0	\$0.00
Zumbro Education District	ZUMBRO AREA LEARNING CENTER	6012-61-020	2011	25	fewer than 10	0.0	\$0.00
Zumbro Education District	ZUMBRO AREA LEARNING CENTER	6012-61-020	2012	10	fewer than 10	0.0	\$0.00
Zumbro Education District	ZUMBRO AREA LEARNING CENTER	6012-61-020	2013	16	fewer than 10	0.0	\$0.00
Zumbro Education District	ZUMBRO AREA LEARNING CENTER	6012-61-020	2014	12	fewer than 10	0.0	\$0.00
Zumbro Education District	ZUMBRO ED. DIST. FUTURES/CHOICE	6012-61-030	2008	fewer than 10	fewer than 10	0.0	\$0.00
Zumbro Education District	ZUMBRO ED. DIST. FUTURES/CHOICE	6012-61-030	2009	fewer than 10	fewer than 10	0.0	\$0.00
Zumbro Education District	ZUMBRO ED. DIST. FUTURES/CHOICE	6012-61-030	2010	fewer than 10	fewer than 10	0.0	\$0.00
Zumbro Education District	ZUMBRO ED. DIST. FUTURES/CHOICE	6012-61-030	2011	fewer than 10	fewer than 10	0.0	\$0.00
Zumbro Education District	ZUMBRO ED. DIST. FUTURES/CHOICE	6012-61-030	2012	fewer than 10	fewer than 10	0.0	\$0.00
Zumbro Education District	ZUMBRO ED. DIST. FUTURES/CHOICE	6012-61-030	2013	fewer than 10	fewer than 10	0.0	\$0.00
Zumbro Education District	ZUMBRO ED. DIST. FUTURES/CHOICE	6012-61-030	2014	fewer than 10	fewer than 10	0.0	\$0.00
Zumbrota-Mazeppa School District	PINE ISLAND/ZUMBROTA-MAZEPPA ALP	2805-01-003	2007	fewer than 10	fewer than 10	0.0	\$0.00
Zumbrota-Mazeppa School District	PINE ISLAND/ZUMBROTA-MAZEPPA ALP	2805-01-003	2008	fewer than 10	fewer than 10	0.0	\$0.00
Zumbrota-Mazeppa School District	PINE ISLAND/ZUMBROTA-MAZEPPA ALP	2805-01-003	2009	fewer than 10	fewer than 10	0.0	\$0.00
Zumbrota-Mazeppa School District	PINE ISLAND/ZUMBROTA-MAZEPPA ALP	2805-01-003	2010	fewer than 10	fewer than 10	0.0	\$0.00
Zumbrota-Mazeppa School District	PINE ISLAND/ZUMBROTA-MAZEPPA ALP	2805-01-003	2011	fewer than 10	fewer than 10	0.0	\$0.00
Zumbrota-Mazeppa School District	PINE ISLAND/ZUMBROTA-MAZEPPA ALP	2805-01-003	2012	fewer than 10	fewer than 10	0.0	\$0.00
Zumbrota-Mazeppa School District	PINE ISLAND/ZUMBROTA-MAZEPPA ALP	2805-01-003	2013	fewer than 10	fewer than 10	0.0	\$0.00
Zumbrota-Mazeppa School District	ZUMBROTA-MAZEPPA SENIOR HIGH	2805-01-002	2007	99	16	149.0	\$20,700.00
Zumbrota-Mazeppa School District	ZUMBROTA-MAZEPPA SENIOR HIGH	2805-01-002	2008	88	20	182.0	\$25,800.00
Zumbrota-Mazeppa School District	ZUMBROTA-MAZEPPA SENIOR HIGH	2805-01-002	2009	74	13	146.0	\$21,500.00
Zumbrota-Mazeppa School District	ZUMBROTA-MAZEPPA SENIOR HIGH	2805-01-002	2010	74	14	98.0	\$15,500.00
Zumbrota-Mazeppa School District	ZUMBROTA-MAZEPPA SENIOR HIGH	2805-01-002	2011	100	22	184.0	\$29,900.00
Zumbrota-Mazeppa School District	ZUMBROTA-MAZEPPA SENIOR HIGH	2805-01-002	2012	76	16	171.0	\$28,500.00
Zumbrota-Mazeppa School District	ZUMBROTA-MAZEPPA SENIOR HIGH	2805-01-002	2013	61	11	119.0	\$20,400.00
Zumbrota-Mazeppa School District	ZUMBROTA-MAZEPPA SENIOR HIGH	2805-01-002	2014	78	fewer than 10	0.0	\$0.00
STATEWIDE TOTAL	STATEWIDE TOTAL		2007	59,857	10,161	79,355.0	\$10,869,000.00
STATEWIDE TOTAL	STATEWIDE TOTAL		2008	60,827	10,526	85,360.0	\$11,905,000.00
STATEWIDE TOTAL	STATEWIDE TOTAL		2009	59,605	9,884	87,279.0	\$12,599,000.00
STATEWIDE TOTAL	STATEWIDE TOTAL		2010	59,628	10,051	86,135.0	\$13,093,000.00
STATEWIDE TOTAL	STATEWIDE TOTAL		2011	59,283	9,431	81,489.0	\$13,029,000.00
STATEWIDE TOTAL	STATEWIDE TOTAL		2012	57,540	9,066	76,919.0	\$12,681,000.00
STATEWIDE TOTAL	STATEWIDE TOTAL		2013	58,313	8,452	71,634.0	\$11,806,000.00

STATEWIDE TOTAL	STATEWIDE TOTAL		2014	57,497	6,222	51,798.0	\$8,544,000.00
-----------------	-----------------	--	------	--------	-------	----------	----------------