

ANNUAL USE ESTIMATE OF THE METROPOLITAN REGIONAL PARKS SYSTEM FOR 2014

BASED ON A FOUR-YEAR AVERAGE OF VISIT DATA FROM 2011 THROUGH 2014



The Council’s mission is to foster efficient and economic growth for a prosperous metropolitan region

Metropolitan Council Members

Adam Duininck	Chair	Edward Reynoso	District 9
Katie Rodriguez	District 1	Marie McCarthy	District 10
Lona Schreiber	District 2	Sandy Rummel	District 11
Jennifer Munt	District 3	Harry Melander	District 12
Deb Barber	District 4	Richard Kramer	District 13
Steve Elkins	District 5	Jon Commers	District 14
Gail Dorfman	District 6	Steven T. Chávez	District 15
Gary L. Cunningham	District 7	Wendy Wulff	District 16
Cara Letofsky	District 8		



The Metropolitan Council is the regional planning organization for the seven-county Twin Cities area. The Council operates the regional bus and rail system, collects and treats wastewater, coordinates regional water resources, plans and helps fund regional parks, and administers federal funds that provide housing opportunities for low- and moderate-income individuals and families. The 17-member Council board is appointed by and serves at the pleasure of the governor.

On request, this publication will be made available in alternative formats to people with disabilities. Call Metropolitan Council information at 651-602-1140 or TTY 651-291-0904.

Table of Contents

Introduction	1
Table 1: 2014 Visitation Estimate	5
Table 2: Special event counts for 2014	11
Table 3: Comparison of 2013 and 2014 visitation.....	28
Table 4: Comparison of 2013 and 2014 park vs. trail visitation.....	28
Table 5: Most-visited regional parks and trails - 2014.....	29
Table 6: Urban parks visitation - 2014.....	29
Table 7: Como visitation – park and zoo/conservatory special recreation feature.....	29
Table 8: Visitation estimates by agency for operations and maintenance formula purposes.....	30
Table 9: Regional Parks System units sample counted 2014	31
Table 10: Comparison of estimated visits at the agency level from 2008 to 2014.....	32
Table 11: Top activities in the Regional Park System	33
Table 12: Visitor origin by agency	34
Table 13: Local and non-local visits by agency	35
Acknowledgements.....	36

Introduction

The seven-county Twin Cities metropolitan area is home to a system of regional parks and trails that are nationally renowned for their beauty, size and variety of features. With 54 regional parks and preserves, comprising nearly 55,000 acres, more than 300 miles of interconnected trails, and eight special recreation features, the system provides a wealth of opportunities for recreation, exercise, and just plain fun. It also preserves significant green space and wildlife habitat.

The Regional Parks System draws more than 48 million visits every year—more than the Mall of America—and makes communities in the region more vital and attractive.

The Regional Parks System

The Regional Parks System is operated by 10 partner agencies, including cities, counties, and special park districts, which work with the Council to protect natural resources and provide outdoor recreation for public enjoyment. The Council provides long-range system planning, investment, and coordination.

Highlights of the 2014 Report

The Metropolitan Council produces a Regional Parks System visit estimate on an annual basis. This report highlights the estimated number of visits to the Metropolitan Regional Parks System for 2014. Visit data is collected within each unit, 99 park and trails overall, and extrapolated to produce an annual estimate. A few highlights are as follows:

- An estimated **48.7 Million** were made to the Metropolitan Regional Parks System in 2014.
- **Annual visits increased 3.3% from 2013 to 2014.**
- **Since 2005**, annual visits have increased by over 15 million.



*Cedar Lake Farm Regional Park,
Scott County*

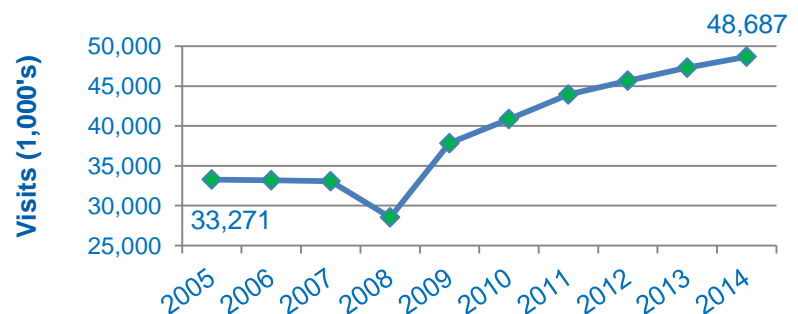
48.7 Million

**Visits to the Regional
Parks System in 2014**



*Como Regional Park & Special
Recreation Feature,
Saint Paul*

Total Annual Visits: 2005 to 2014





*St. Croix Bluffs Regional Park,
Washington County*

- Overall, **27% of all visits in 2014 were to regional trails and 73% were visits to regional parks, park reserves and special recreation features.**
- Although Anoka County Riverfront, Minneapolis Chain of Lakes, and Mississippi Gorge are regional parks, the majority of visits to these parks are for trail use. If the trail visits to these regional parks were included in the trail totals, 40% of all 2014 visits were to regional trails.
- Approximately **53% of all estimated visits occurred in regional parks and trails in Minneapolis and Saint Paul.**

- The share of visits to Minneapolis and Saint Paul parks and trails in the regional system has decreased over time. The decrease is likely due to the addition of park and trail facilities and population growth occurring outside these two cities.

- **Park visits increased most significantly in Carver County regional parks and trails**, wherein visits increased 103% from the preceding year. This is predominately due to the opening of Southwest Regional Trail in 2014.

- The City of Bloomington saw the most significant decline in visits to their regional parks and trails from the preceding year (-5.6%).

- In 2014, the **Minneapolis Chain of Lakes Regional Park was the most frequently visited Regional Park**, with nearly 5.5 million visits. The table below illustrates the five most-visited regional parks, trails and special recreation features in 2014.

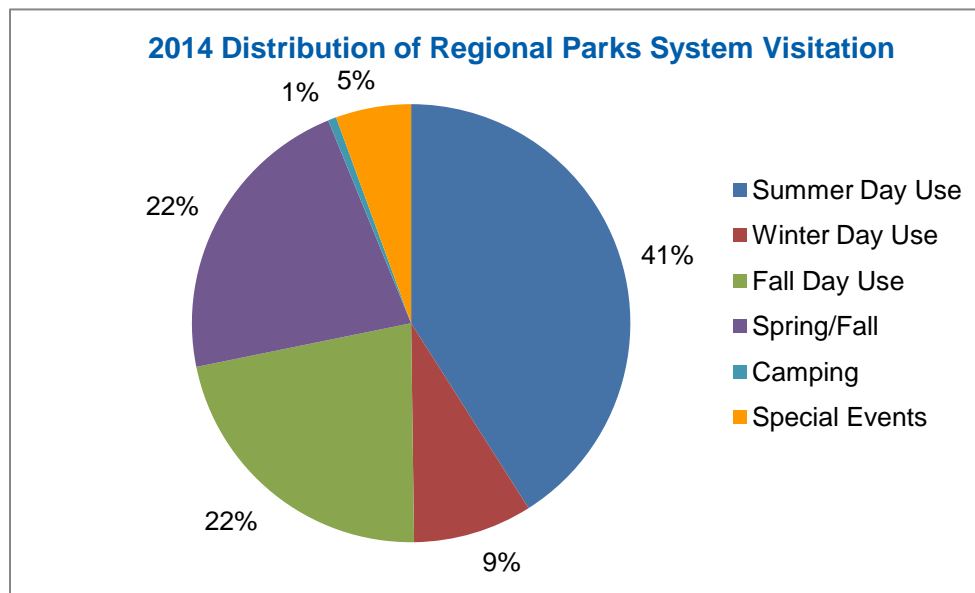


*Battle Creek Regional Park,
Ramsey County*

The Top-Five Most Frequently Visited Parks in Regional Parks System.

<i>Park/Reserve/Trail</i>	<i>2014 Visits</i>
1. Minneapolis Chain of Lakes Regional Park	5,476,400
2. Como Regional Park, Zoo and Conservatory Special Recreation Feature	4,311,000
3. Mississippi Gorge Regional Park	2,692,700
4. Central Mississippi Riverfront Regional Park	2,275,800
5. Minnehaha Regional Park	1,686,600

- The most popular time to visit regional parks is during the summer months (41%).



- Based on the [Metropolitan Council Regional Parks and Trails Survey 2008](#), 55% of all visits to regional parks and trails are considered “local” visits. A local visit is defined as a visit to a park or trail by a person who lives within the jurisdiction of the park agency that owns or operates that park or trail. Conversely, 45% of all visits to regional parks and trails are “non-local” visits, which demonstrate that the system serves a regional audience.



*Baylor Regional Park,
Carver County*

How the Annual Use Estimate is Calculated

Use estimates are reported in “visits.” One person entering the park represents one visit. Therefore, if a person visits a particular park once each week for a year, that represents 52 visits to that park.

The annual use estimate is based on the average of four years (2011 – 2014) of summer counts of bikers, pedestrians, horse riders, boats, vehicles, and charter buses that enter the park through recognized park entrances. People in vehicles and buses are not counted individually. To determine the number of people entering in vehicles or buses, a person-per-vehicle average is multiplied by the number of vehicles or buses in each sample count. The person-per-vehicle averages come from the [Metropolitan Council Regional Parks and Trails Survey 2008](#).

Counts are taken in two-hour samples between Memorial Day and Labor Day. Two-hour samples begin at 8 a.m., 10 a.m., 12 p.m., 2 p.m., 4 p.m. and 6 p.m. The entrances and times are randomly chosen, with the samples split evenly between weekdays and weekends. To accurately estimate summer use, at least 25 samples on weekends and 25 samples on weekdays in each park and trail are necessary, but it is cost-prohibitive to do 50 samples per park and trail every year.



*Lebanon Hills Regional Park,
Dakota County*

Therefore, the samples for the current year and the three previous years are combined to determine the annual use for each park and trail. For each year, at least 16 samples are drawn for each park and trail. The four-year approach results in a minimum of 32 samples on weekends and 32 samples on weekdays, which meets the statistical requirements for estimated visits.



*Nokomis-Hiawatha Regional Park,
Minneapolis Park and Recreation
Board*

The four-year approach reduces the effect of extreme weather or other anomalies on each park's estimated visitation. It reduces the effects of a temporary closure of a popular facility and from road construction to the facility. The four-year average also somewhat underestimates increased visitation associated with a major new facility such as a swim pond or play structure. By the fourth year of the facility's existence, its visitation is fully represented in the data. The annual estimate makes no attempt to correct for overestimates for temporary closures or underestimates for facility additions. All agencies in the regional system are adding desirable facilities and experiencing temporary closures of facilities that are being redeveloped. Therefore, it is believed that the four-year average has negligible effects when comparing visitation across agencies.

Summer visitation is calculated by taking the total number of people entering the park during each sample and multiplying it by the number of entrances and time slots that sample represents. Winter, spring and fall seasonal visitation estimates are then calculated from the summer visitation using seasonal multiplier data derived from the [Metropolitan Council Regional Parks and Trails Survey 2008](#).

The Regional Parks
System Annual Use
Estimate has been
calculated since
1995

Camping visits are also added to the annual estimate. A camping visit is defined as a camper in the park for any part of a day, so a family of four who camped one night would be counted as 8 total visits. Special events are also added to the annual use estimate when the attendance was greater than 300 people and the event did not take place during the sample counts. If sample counts occurred during a special event, counts were not included in the estimate. Camping and special event data are not averaged across four years since the implementing agencies have records reflecting those types of visits on an annual basis.



*Silverwood Special Recreation Feature,
Three Rivers Park District*

Table 1: 2014 Visitation Estimate

	Summer	Winter		Spring/Fall		Other ¹			
Agency/Park	visits (1,000's)	use multiplier	visits (1,000's)	use multiplier	visits (1,000's)	Camping (1,000's)	Special Events (1,000's)	Total Visits (1,000's)	O & M ² Grant Adjustments
ANOKA COUNTY:									
Anoka Co. Riverfront RP ³	75.4	0.245	18.5	1.054	79.4	0.0	0.0	173.2	
Bunker Hills RP	195.4	0.178	34.8	0.957	187.0	22.8	182.2	622.2	
Bunker Hills-Chain of Lakes RT	34.1	0.306	10.4	1.317	44.9	0.0	0.0	89.5	
Central Anoka RT	30.1	0.306	9.2	1.317	39.7	0.0	0.0	79.0	
Coon Creek RT	53.0	0.306	16.2	1.317	69.8	0.0	0.0	139.0	
Coon Rapids Dam RP	196.1	0.178	34.9	0.957	187.7	0.0	14.8	433.4	
East Anoka County RT	34.0	0.306	10.4	1.317	44.8	0.0	0.0	89.2	
Lake George RP	91.8	0.178	16.3	0.957	87.8	0.0	7.2	203.1	
Martin-Island-Linwood Lakes RP	52.6	0.178	9.4	0.957	50.3	0.0	6.1	118.3	
Mississippi River RT	51.8	0.306	15.9	1.317	68.3	0.0	0.0	136.0	
Mississippi West RP	95.1	0.178	16.9	0.957	91.0	0.0	0.0	203.1	
Rice Creek Chain of Lakes PR	145.9	0.178	26.0	0.957	139.6	17.5	48.4	377.3	
Rice Creek North RT	55.1	0.306	16.9	1.317	72.5	0.0	0.0	144.5	
Rice Creek West RT	125.9	0.306	38.5	1.317	165.7	0.0	1.0	331.1	
Rum River RT	24.5	0.306	7.5	1.317	32.3	0.0	0.0	64.2	
Rum River Central RP	28.7	0.178	5.1	0.957	27.5	0.0	0.0	61.3	
RP/PR/SRF subtotals	880.9		161.8		850.3	40.3	258.6	2,191.9	
RT subtotals	408.5		125.0		538.0	0.0	1.0	1,072.4	
Subtotal:	1,289.4		286.8		1,388.3	40.3	259.6	3,264.4	3,264.354
	Summer	Winter		Spring/Fall		Other ¹			
Agency/Park	visits (1,000's)	use multiplier	visits (1,000's)	use multiplier	visits (1,000's)	Camping (1,000's)	Special Events (1,000's)	Total Visits (1,000's)	O & M ² Grant Adjustments
BLOOMINGTON:									
Bush and Normandale Lakes RP	299.8	0.178	53.4	0.957	287.0	0.0	60.7	700.9	
Subtotal:	299.8		53.4		287.0	0.0	60.7	700.9	700.876
	Summer	Winter		Spring/Fall		Other ¹			
Agency/Park	visits (1,000's)	use multiplier	visits (1,000's)	use multiplier	visits (1,000's)	Camping (1,000's)	Special Events (1,000's)	Total Visits (1,000's)	O & M ² Grant Adjustments
CARVER COUNTY:									
Baylor RP	27.3	0.178	4.9	0.957	26.1	17.8	7.7	83.8	
Lake Waconia RP	46.4	0.178	8.3	0.957	44.4	0.0	16.8	115.8	
Lake Minnewashta RP	68.9	0.178	12.3	0.957	65.9	0.0	5.4	152.4	
Minnesota River Bluffs RT	63.1	0.000	0.0	1.317	83.1	0.0	0.0	146.1	
Southwest RT ⁴	275.8	0.000	0.0	1.317	363.3	0.0	0.3	639.4	
Dakota Rail RT ⁵	48.3	0.000	0.0	1.317	63.7	0.0	0.8	112.8	
RP/PR/SRF subtotals	142.5		25.4		136.4	17.8	29.8	352.0	
RT subtotals	387.3		0.0		510.0	0.0	1.1	898.4	
Subtotal:	529.8		25.4		646.4	17.8	30.9	1,250.3	1,250.335
Notes:									
All visits are listed in units of 1,000 (for example, "50.5" is equivalent to 50,500 visits). Subtotals are rounded.									
RP = Regional Park; PR = Park Reserve; RT = Regional Trail; SRF = Special Recreation Feature									
¹ Camping is in "visitor-days," where each visit is one person in the park for one day. A family of four staying one night would have 8 visitor-days. Special events include events over 300 and any unusual park-specific situations. Special events and situations are detailed in Table 2.									
² O & M = Operations and Maintenance									
³ In this park the majority of users are trail users. The multipliers were adjusted to reflect the mix of trail and park use.									
⁴ 1st year sampled									
⁵ 2nd year sampled									

Table 1: 2014 Visitation Estimate

	Summer	Winter		Spring/Fall		Other ¹			
Agency/Park	visits (1,000's)	use multiplier	visits (1,000's)	use multiplier	visits (1,000's)	Camping (1,000's)	Special Events (1,000's)	Total Visits (1,000's)	O & M ² Grant Adjustments
DAKOTA COUNTY:									
Big Rivers RT	52.0	0.306	15.9	1.317	68.5	0.0	0.0	136.5	
Lake Byllesby RP	36.6	0.178	6.5	0.957	35.0	18.0	0.0	96.1	
Lebanon Hills RP	259.2	0.178	46.1	0.957	248.1	34.0	28.7	616.2	
Miesville Ravine PR	12.7	0.178	2.3	0.957	12.1	0.0	0.0	27.1	
Mississippi River RT	32.9	0.306	10.1	1.317	43.4	0.0	0.5	86.9	
North Urban RT	7.2	0.306	2.2	1.317	9.5	0.0	0.0	18.9	
Spring Lake PR	44.9	0.178	8.0	0.957	43.0	0.0	34.2	130.1	
RP/PR/SRF subtotals	353.4		62.9		338.2	52.0	62.9	869.5	
RT subtotals	92.2		28.2		121.4	0.0	0.5	242.2	
Subtotal:	445.6		91.1		459.6	52.0	63.4	1,111.7	1,111.695
	Summer	Winter		Spring/Fall		Other ¹			
Agency/Park	visits (1,000's)	use multiplier	visits (1,000's)	use multiplier	visits (1,000's)	Camping (1,000's)	Special Events (1,000's)	Total Visits (1,000's)	O & M ² Grant Adjustments
MPLS. PARK & RECREATION BOARD:									
Cedar Lake RT	178.0	0.306	54.5	1.317	234.4	0.0	0.6	467.5	
Central Mississippi Riverfront RP	925.6	0.178	164.8	0.957	885.8	0.0	299.6	2,275.8	
Columbia Parkway RT	30.5	0.306	9.3	1.317	40.2	0.0	0.0	80.1	
Kenilworth RT	241.5	0.306	73.9	1.317	318.1	0.0	0.4	634.0	
Luce Line RT	50.7	0.306	15.5	1.317	66.7	0.0	0.0	132.9	
Minneapolis Chain-of-Lakes RP ³	2,331.1	0.245	571.1	1.054	2,457.0	0.0	117.2	5,476.4	
Minnehaha RP	784.5	0.178	139.6	0.957	750.8	0.0	13.2	1,688.2	
Minnehaha Parkway RT	499.3	0.306	152.8	1.317	657.5	0.0	4.2	1,313.8	
Mississippi Gorge RP	428.4	0.306	131.1	1.317	564.2	0.0	8.4	1,132.1	
Northeast Diagonal RT	68.6	0.306	21.0	1.317	90.3	0.0	0.0	179.9	
Nokomis-Hiawatha RP	620.7	0.178	110.5	0.957	594.1	0.0	76.5	1,401.8	
North Mississippi RP	124.2	0.178	22.1	0.957	118.9	0.0	0.8	266.0	
Ridgeway Parkway RT	8.1	0.306	2.5	1.317	10.7	0.0	0.0	21.4	
St. Anthony Parkway RT	85.6	0.306	26.2	1.317	112.7	0.0	0.0	224.4	
Shingle Creek RT	51.4	0.306	15.7	1.317	67.7	0.0	0.0	134.8	
Theodore Wirth RP	242.9	0.178	43.2	0.957	232.5	0.0	64.9	583.5	
Victory (Wirth) Memorial Parkway RT	245.6	0.306	75.2	1.317	323.5	0.0	6.0	650.3	
RP/PR/SRF subtotals	5,457.6		1,182.5		5,603.2	0.0	580.6	12,823.9	
RT subtotals	1,459.3		446.6		1,922.0	0.0	5.2	3,839.1	
Subtotal:	6,916.9		1,629.0		7,525.2	0.0	591.8	16,662.9	16,662.915
Notes:									
All visits are listed in units of 1,000 (for example, "50.5" is equivalent to 50,500 visits). Subtotals are rounded.									
RP = Regional Park; PR = Park Reserve; RT = Regional Trail; SRF = Special Recreation Feature									
¹ Camping is in "visitor-days," where each visit is one person in the park for one day. A family of four staying one night would have 8 visitor-days. Special events include events over 300 and any unusual park-specific situations. Special events and situations are detailed in Table 2.									
² O & M = Operations and Maintenance									
³ In this park the majority of users are trail users. The multipliers were adjusted to reflect the mix of trail and park use.									

Table 1: 2014 Visitation Estimate

	Summer	Winter		Spring/Fall		Other ¹			
Agency/Park	visits (1,000's)	use multiplier	visits (1,000's)	use multiplier	visits (1,000's)	Camping (1,000's)	Special Events (1,000's)	Total Visits (1,000's)	O & M ² Grant Adjustments
RAMSEY COUNTY									
Bald Eagle-Otter Lake RP	129.0	0.178	23.0	0.957	123.4	0.0	118.6	393.9	
Battle Creek RP	308.5	0.178	54.9	0.957	295.2	0.0	16.2	674.7	
Birch Lake RT	42.5	0.306	13.0	1.317	56.0	0.0	2.0	113.5	
Bruce Vento RT	162.3	0.306	49.7	1.317	213.7	0.0	0.3	426.0	
Grass-Vadnais-Snail Lake RP	343.7	0.178	61.2	0.957	329.0	0.0	1.1	735.0	
Highway 96 RT	192.1	0.306	58.8	1.317	253.1	0.0	0.3	504.3	
Keller RP	268.8	0.178	47.8	0.957	257.2	0.0	0.3	574.2	
Long Lake RP	157.3	0.178	28.0	0.957	150.6	0.0	24.2	360.1	
Rice Creek North RT	62.4	0.306	19.1	1.317	82.2	0.0	0.0	163.8	
Rice Creek West RT	58.0	0.306	17.7	1.317	76.4	0.0	1.2	153.3	
Tony Schmidt RP	131.8	0.178	23.5	0.957	126.1	0.0	0.0	281.4	
Trout Brook RT	29.1	0.306	8.9	1.317	38.3	0.0	0.3	76.6	
RP/PR/SRF subtotals	1,339.1		238.4		1,281.5	0.0	160.3	3,019.3	
RT subtotals	546.5		167.2		719.7	0.0	4.1	1,437.5	
Subtotal:	1,885.6		405.6		2,001.2	0.0	164.4	4,456.8	4,456.766
	Summer	Winter		Spring/Fall		Other ¹			
Agency/Park	visits (1,000's)	use multiplier	visits (1,000's)	use multiplier	visits (1,000's)	Camping (1,000's)	Special Events (1,000's)	Total Visits (1,000's)	O & M ² Grant Adjustments
CITY OF SAINT PAUL									
Bruce Vento RT	104.9	0.306	32.1	1.317	138.2	0.0	0.5	275.7	
Cherokee Heights RP	167.9	0.178	29.9	0.957	160.7	0.0	7.1	365.6	
Como RP, Zoo & Conservatory SRF	1,769.1	0.178	314.9	0.957	1,693.0	0.0	533.9	4,311.0	
Hidden Falls-Crosby Farm RP	167.5	0.178	29.8	0.957	160.3	0.0	15.6	373.2	
Indian Mounds RP	163.4	0.178	29.1	0.957	156.3	0.0	5.6	354.4	
Lilydale-Harriet Island RP	223.1	0.178	39.7	0.957	213.5	0.0	260.8	737.1	
Mississippi Gorge RP	581.3	0.306	177.9	1.317	765.6	0.0	35.7	1,560.6	
Phalen RP	448.8	0.178	79.9	0.957	429.5	0.0	68.8	1,026.9	
Samuel Morgan RT	162.3	0.306	49.7	1.317	213.7	0.0	17.2	442.9	
RP/PR/SRF subtotals	3,521.1		701.2		3,578.9	0.0	927.5	8,728.7	
RT subtotals	267.2		81.8		351.9	0.0	17.7	718.6	
Subtotal:	3,788.3		782.9		3,930.8	0.0	945.2	9,447.2	9,447.214
Notes:									
All visits are listed in units of 1,000 (for example, "50.5" is equivalent to 50,500 visits). Subtotals are rounded.									
RP = Regional Park; PR = Park Reserve; RT = Regional Trail; SRF = Special Recreation Feature									
¹ Camping is in "visitor-days," where each visit is one person in the park for one day. A family of four staying one night would have 8 visitor-days. Special events include events over 300 and any unusual park-specific situations. Special events and situations are detailed in Table 2.									
² O & M = Operations and Maintenance									

Table 1: 2014 Visitation Estimate

	Summer	Winter		Spring/Fall		Other ¹			
Agency/Park	visits (1,000's)	use multiplier	visits (1,000's)	use multiplier	visits (1,000's)	Camping (1,000's)	Special Events (1,000's)	Total Visits (1,000's)	O & M ² Grant Adjustments
SCOTT COUNTY									
Cedar Lake Farm RP ³	12.2	0.000	0.0	0.160	1.9	1.7	4.5	20.3	
Scott County RT	99.2	0.306	30.3	1.317	130.6	0.0	0.0	260.1	
Spring Lake RP ⁴	27.1	0.178	4.8	0.957	25.9	0.0	1.6	59.5	
RP/PR/SRF subtotals	39.3		4.8		27.9	1.7	6.1	79.8	
RT subtotals	99.2		30.3		130.6	0.0	0.0	260.1	
Subtotal:	138.4		35.2		158.5	1.7	6.1	339.9	339.894
	Summer	Winter		Spring/Fall		Other ¹			
Agency/Park	visits (1,000's)	use multiplier	visits (1,000's)	use multiplier	visits (1,000's)	Camping (1,000's)	Special Events (1,000's)	Total Visits (1,000's)	O & M ² Grant Adjustments
THREE RIVERS - SCOTT COUNTY									
Cleary Lake RP	120.4	0.178	21.4	0.957	115.2	13.0	6.6	276.6	
Murphy-Hanrehan PR	35.5	0.178	6.3	0.957	34.0	0.4	2.3	78.5	
RP/PR/SRF subtotals	155.9		27.7		149.2	13.4	8.9	355.1	
RT subtotals	0.0		0.0		0.0	0.0	0.0	0.0	
Three Rivers - Scott Subtotal:	155.9		27.7		149.2	13.4	8.9	355.1	355.104
Notes:									
All visits are listed in units of 1,000 (i.e., "50.5" is equivalent to 50,500 visits). Subtotals are rounded.									
RP = Regional Park; PR = Park Reserve; RT = Regional Trail; SRF = Special Recreation Feature									
¹ Camping is in "visitor-days," where each visit is one person in the park for one day. A family of four staying one night would have 8 visitor-days. Special events include events over 300 and any unusual park-specific situations. Special events and situations are detailed in Table 2.									
² O & M = Operations and Maintenance									
³ The regional park was open for small portion of the fall and spring and closed for the winter, so the seasonal multipliers have been adjusted to reflect summer and fall use.									
⁴ 2 nd year sampled									

Table 1: 2014 Visitation Estimate

	Summer	Winter		Spring/Fall		Other ¹			
Agency/Park	visits (1,000's)	use multiplier	visits (1,000's)	use multiplier	visits (1,000's)	Camping (1,000's)	Special Events (1,000's)	Total Visits (1,000's)	O & M ² Grant Adjustments
THREE RIVERS PARK DISTRICT									
Baker PR	184.8	0.178	32.9	0.957	176.8	91.3	26.7	512.5	
Bassett Creek RT	40.4	0.306	12.4	1.317	53.2	0.0	0.0	105.9	
Bryant Lake RP	177.2	0.178	31.5	0.957	169.6	0.0	1.5	379.8	
Carver PR	114.7	0.178	20.4	0.957	109.8	30.1	21.5	296.5	
Cedar Lake LRT RT	252.0	0.306	77.1	1.317	331.9	0.0	0.0	661.0	
Clifton French RP	260.8	0.178	46.4	0.957	249.5	0.0	16.3	573.0	
Coon Rapids Dam RP	146.3	0.178	26.0	0.957	140.0	0.0	4.1	316.5	
Crow-Hassan PR	22.0	0.178	3.9	0.957	21.0	4.1	1.1	52.1	
Dakota Rail RT	210.2	0.000	0.0	1.317	276.8	0.0	1.6	488.6	
Eagle Lake RP	36.9	0.178	6.6	0.957	35.3	0.0	0.0	78.8	
Elm Creek PR	399.4	0.178	71.1	0.957	382.2	2.5	126.7	981.9	
Fish Lake RP	151.6	0.178	27.0	0.957	145.1	0.0	3.1	326.7	
Gale Woods SRF	38.3	0.178	6.8	0.957	36.6	0.0	31.4	113.1	Downhill ski
Hyland Lake PR	303.0	0.178	53.9	0.957	290.0	2.1	240.9	889.9	-168.2
Lake Independence RT	25.6	0.306	7.8	1.317	33.7	0.0	0.0	67.1	
Lake Minnetonka RP	111.1	0.178	19.8	0.957	106.3	0.0	2.7	239.9	
Lake Minnetonka Islands RP ³	65.0	n/a	0.0	n/a	0.0	0.0	0.0	65.0	
Lake Minnetonka LRT RT	158.9	0.306	48.6	1.317	209.3	0.0	4.8	421.7	
Lake Rebecca PR	86.8	0.178	15.4	0.957	83.0	4.8	7.3	197.3	
The Landing ⁴	3.0	n/a	0.0	n/a	0.0	0.0	24.9	27.9	
Luce Line RT	201.2	0.306	61.6	1.317	265.0	0.0	0.5	528.3	
Medicine Lake RT	231.3	0.306	70.8	1.317	304.6	0.0	1.6	608.2	
Minnesota River Bluffs LRT RT	95.4	0.306	29.2	1.317	125.6	0.0	0.8	251.0	
Nine Mile Creek RT ⁵	49.3	0.306	15.1	1.317	64.9	0.0	0.0	129.3	
Noerenberg Gardens SRF	23.2	0.000	0.0	0.957	22.2	0.0	0.0	45.4	
North Cedar Lake RT	164.5	0.306	50.3	1.317	216.6	0.0	0.0	431.4	
North Mississippi RP	25.1	0.178	4.5	0.957	24.1	0.0	8.0	61.7	
Northeast Diagonal RT	21.6	0.306	6.6	1.317	28.4	0.0	0.0	56.6	
Rush Creek RT	101.7	0.306	31.1	1.317	133.9	0.0	0.5	267.3	
Shingle Creek RT	89.2	0.306	27.3	1.317	117.4	0.0	0.0	233.9	
Silverwood SRF	107.0	0.178	19.0	0.957	102.4	0.0	15.5	244.0	
Twin Lakes RT	34.1	0.306	10.4	1.317	44.9	0.0	0.0	89.5	
RP/PR/SRF subtotals	2,256.0		385.3		2,093.9	135.0	531.7	5,402.0	
RT subtotals	1,675.3		448.3		2,206.4	0.0	9.8	4,339.8	
Three Rivers Subtotal:	3,931.3		833.7		4,300.3	135.0	541.5	9,741.8	9,573.594
Three Rivers-Scott & Three Rivers Park District Subtotal:	4,087.2		861.4		4,449.5	148.4	550.4	10,096.9	9,928.698
Notes:									
All visits are listed in units of 1,000 (for example, "50.5" is equivalent to 50,500 visits). Subtotals are rounded.									
RP = Regional Park; PR = Park Reserve; RT = Regional Trail; SRF = Special Recreation Feature									
¹ Camping is in "visitor-days," where each visit is one person in the park for one day. A family of four staying one night would have 8 visitor-days. Special events include events over 300 and any unusual park-specific situations. Special events and situations are detailed in Table 2.									
² O & M = Operations and Maintenance									
³ Lake Minnetonka Islands total annual visitation data is provided from Three Rivers and is not based on the Metropolitan Council sample.									
⁴ The Landing total annual visitation is provided from Three Rivers and is not based on the Metropolitan Council sample. Park visitors enter through the Visitor's Center, where staff records the number of visitors. Special events are accounted for through the park's reservation system and are not duplicative of the general annual visitation reported. It was also the third year sampled.									
⁵ 2 nd year sampled									

Table 1: 2014 Visitation Estimate

	Summer	Winter		Spring/Fall		Other ¹			
Agency/Park	visits (1,000's)	use multiplier	visits (1,000's)	use multiplier	visits (1,000's)	Camping (1,000's)	Special Events (1,000's)	Total Visits (1,000's)	O & M ² Grant Adjustments
WASHINGTON COUNTY									
Big Marine PR	126.7	0.178	22.6	0.957	121.3	0.0	2.0	272.6	
Cottage Grove Ravine RP	32.1	0.178	5.7	0.957	30.7	0.0	1.8	70.3	
Hardwood Creek RT	137.9	0.306	42.2	1.317	181.5	0.0	21.5	383.1	
Lake Elmo PR	216.7	0.178	38.6	0.957	207.4	27.1	11.2	500.9	
Pine Point RP	38.3	0.178	6.8	0.957	36.6	0.0	1.5	83.2	
Square Lake SRF	40.2	0.000	0.0	0.957	38.5	0.0	3.0	81.7	
St. Croix Bluffs RP	53.7	0.178	9.6	0.957	51.4	14.1	4.0	132.7	
RP/PR/SRF subtotals	507.7		83.2		485.9	41.2	23.3	1,141.3	
RT subtotals	137.9		42.2		181.5	0.0	21.5	383.1	
Subtotal:	645.6		125.4		667.4	41.2	44.8	1,524.4	1,524.394
REGIONAL TOTALS									
	Summer	Winter		Spring/Fall		Other ¹			
Agency/Park	visits (1,000's)		visits (1,000's)		visits (1,000's)	Camping (1,000's)	Special Events (1,000's)	Total Visits (1,000's)	O & M ² Grant Adjustments
RP/PR/SRF subtotals	14,953.3		2,926.6		14,832.4	301.4	2,650.5	35,664.2	
RT subtotals	5,073.2		1,369.6		6,681.5	0.0	60.9	13,191.2	
REGIONAL TOTALS	20,026.5		4,296.2		21,513.9	301.4	2,717.4	48,855.3	48,687.143
Notes:									
All visits are listed in units of 1,000 (for example, "50.5" is equivalent to 50,500 visits). Subtotals and totals are rounded.									
RP = Regional Park; PR = Park Reserve; RT = Regional Trail; SRF = Special Recreation Feature									
¹ Camping is in "visitor-days," where each visit is one person in the park for one day. A family of four staying one night would have 8 visitor-days. Special events include events over 300 and any unusual park-specific situations. Special events and situations are detailed in Table 2.									
² O & M = Operations and Maintenance									

Table 2: Special event counts for 2014

(Note: these events occurred at times that were specifically not sampled to avoid double-counting)

Agency/Park	Date	Event	Visits (1,000s)
ANOKA COUNTY:			
Anoka Co. Riverfront RP		None	-
Bunker Hills RP		TOTAL	182.2
	Summer	Bunker Beach Visits (entrance not part of regular counts)	85.5
	Summer	Bunker Park Stables (entrance not part of regular counts)	24.3
	Year Long	Activity Center Usage (entrance not part of regular counts)	35.8
	Year Long	Archery Center (entrance not part of regular counts)	23.0
	April-October	Moms on the Run	4.2
	Jan 21	Anoka Hennepin Nordic Ski Meet	0.3
	Mar 29	Blaine Track and Field Programs Fun Run	0.3
	Apr 5	North Suburban Striders	0.4
	May 3	Bui Wedding	0.3
	May 17	Vold Wedding	0.3
	May 17	Osterberg Wedding Both Pavilions 1 and 2	0.3
	May 24	Vetrans Memorial Picnic	0.4
	Jun 5	Anwatin Middle School	0.3
	Jun 16	Northwoods Girlscouts	0.5
	Jun 22	Parsons Graduation	0.3
	Jun 27	Main/ Ewing Wedding	0.3
	Jun 28	Boen/West Wedding	0.3
	Jul 13	AC Employees Club	0.3
	Jul 16	Minnesota Deaf Senior Citizens	0.3
	Jul 17	RCIS Company Picnic	0.3
	Jul 18	Puro/ Cheneys Wedding	0.3
	Jul 20	Kao Family Reunion	0.4
	Jul 28	Girl Scouts of Minnesota and Wisconsin	0.3
	Aug 2	Behm/ Dick Wedding	0.3
	Aug 9	Tabak/ Mohwinkel Wedding	0.3
	Aug 15	Ralsont Family Wedding	0.3
	Aug 16	Hmong Alliance Church	0.3
	Aug 23	Klein/ Laver Wedding	0.3
	Sep 20	Missing Grace	1.4
	Sep 21	Stark Wedding	0.3
	Sep 27	Alexandra House	0.4
Bunker Hills-Chain of Lakes RT		None	-
Central Anoka County RT		None	-
Coon Creek RT		None	-
Coon Rapids Dam RP		TOTAL	14.8
	Jan 16	Trout Opener	0.5
	May 2	Kids Fishing Clinic	0.7
	Aug 12	Justins Gift	0.6
	Jul 15	Adventures Plus	0.3
	Jul 17	Nedoah Wedding	0.3
	Jun 20	Mighty Fortress	0.3
	Aug 2	Kinder Wedding	0.3
	Aug 9	Terrell Wedding	0.3
	Aug 13	Anoka County Social Services	0.3
	Aug 16	Insley Wedding	0.3
	Aug 23	Walberg Wedding	0.3
	Sep 6	Rieck Wedding	0.3
	Sep 27	Emmanuel Christan Center	0.3
	Sep 28	St. Stephens Run	0.3
	Jun 5	Concerts in the Park	0.8
	Jun 12	Concerts in the Park	1.0
	Jun 19	Concerts in the Park	1.0
	Jun 26	Concerts in the Park	0.8
	Jul 3	Concerts in the Park	0.8
	Jul 10	Concerts in the Park	1.2
	Jul 17	Concerts in the Park	1.0
	Jul 24	Concerts in the Park	0.9
	Jul 31	Concerts in the Park	1.0
	Aug 7	Concerts in the Park	1.2
East Anoka County RT		None	-
Lake George RP		TOTAL	7.2
	Summer	YMCA Camps	1.8
	Winter	Snowmobile use through park	4.0
	Feb 11 - 13	Outdoor Adventures St. Francis High School	0.3
	May 5 - 23	Outdoor Adventures St. Francis High School	0.3
	Sep 15 - 26	Outdoor Adventures St. Francis High School	0.3
	Aug 1	Anoka County Sheriffs Office fishing event	0.5

Table 2: Special event counts for 2014

(Note: these events occurred at times that were specifically not sampled to avoid double-counting)

Agency/Park	Date	Event	Visits (1,000s)
ANOKA COUNTY: continued			
Martin-Island-Linwood Lakes RP		TOTAL	6.1
	Winter	Snowmobile use through park	4.0
	Year Long	Camp Salie usage	2.1
Mississippi River RT		None	-
Mississippi West RP		None	-
Rice Creek Chain PR		TOTAL	48.4
	Winter	Snowmobile use through park	7.0
	Summer	YMCA Camps	1.8
	Year Long	Wargo Nature Center Attendance	38.5
	Jan 31	Snow Day Event	0.5
	Apr 25	Earth Day Event	0.3
	Aug 16	City of Lino Lakes	0.4
Rice Creek North RT		None	-
Rice Creek West RT (Locke)		TOTAL	1.0
	Sep 13	Art at Rice Creek	1.0
Rum River RT		None	-
Rum River Central RP		None	-
BLOOMINGTON:			
Bush and Normandale Lakes RP		TOTAL	60.7
	May 3	5k Run/Walk	0.4
	May 17	Rental Event	0.4
	May 31	5k Run/Walk	0.3
	Jun 1	5k Run/Walk	0.5
	Jun 10	Minnesota Symphonic Winds Concert	0.4
	Jun 13	Movie in the Park	0.5
	Jun 14	High School Event	0.4
	Jun 24	Bloomington Medalist Band Concert	0.3
	Jun 21	5k Run/Walk	0.3
	Jun 26	British Invasion Blockbuster	1.0
	Jun 29	Sandcastles	0.5
	Jul 3	Summer Fete	44.0
	Jul 10	Brat Pack Radio Concert	1.0
	Jul 11	Movie in the Park	0.5
	Jul 17	Monroe Crossing Concert	0.3
	Jul 18	Concert	0.5
	Jul 24	Latin Night Blockbuster	0.8
	Jul 25	Movie in the Park	0.6
	Jul 31	Suburban Country Blockbuster	0.6
	Aug 1	Movie in the Park	0.4
	Aug 2	5k Run/Walk	0.3
	Aug 7	Blues and Bar-B-Q Blockbuster	2.0
	Aug 8	Movie in the Park	0.6
	Aug 9	5k Run/Walk	0.7
	Aug 10	Rental Event	0.4
	Aug 15	Movie in the Park	0.5
	Aug 16	5k Run/Walk	0.3
	Aug 23	5k Run/Walk	0.3
	Aug 30	Glow Run	0.7
	Sep 7	Rental Event	0.4
	Sep 19	5k Run/Walk	0.3
	Sep 20	5k Run/Walk	0.3
	Sep 28	5k Run/Walk	0.3
CARVER COUNTY:			
Baylor RP		TOTAL	7.7
	Year Long	School Groups	0.9
	Year Long	Minnesota Astronomical Star Party Events	3.9
	Jan 11	Candlelit Ski/Walk Event	0.3
	Mar 10	Winter Splash Wrestling Event	0.3
	Aug 23	Cross Country Meet	0.3
	Sep 23	Cross Country Meet	2.0
Dakota Rail RT		TOTAL	0.8
	Aug 2	Tour de Tonka Event (split--Dakota Rail RT--Carver and TRPD, Lake Minnetonka LRT RT, Minnesota River Bluffs LRT RT)	0.8
Minnewashta RP		TOTAL	5.4
	School Year	School Groups	1.0
	Jul 4	4th of July Fireworks	1.0

Table 2: Special event counts for 2014

(Note: these events occurred at times that were specifically not sampled to avoid double-counting)

Agency/Park	Date	Event	Visits (1,000s)
CARVER COUNTY: continued			
Minnewashta RP, continued			
	Jul 12	Tonka Mud Run	0.7
	Jul 21 - 25	Twilight Girl Scouts	1.3
	Aug 3 - 7	Twilight Girl Scouts	1.4
Southwest RT		TOTAL	0.3
	Jun 21	Bike Konnect Event	0.3
Waconia RP		TOTAL	16.8
	School Year	School Groups	1.0
	Jan 25	Snowrunners Event	4.6
	Jan 26	Snowrunners Event	3.5
	Jun 8	Waconia 1/2 Marathon Event	2.4
	Jun 29	Waconia Triathlon Event	1.7
	Jul 4	4th of July Fireworks	3.0
	Aug 16	HITS Triathlon Event	0.3
	Aug 17	HITS Triathlon Event	0.3
DAKOTA COUNTY:			
Big Rivers RT		None	-
Lake Byllesby RP		None	-
Lebanon Hills RP		TOTAL	28.7
	Year Round	Adventure Ropes Course	0.5
	Year Round	Visitor Center school groups	2.5
	Year Round	Outdoor Education Programs	6.8
	Year round	Camp Sacajawea (day camp and permit only - not counted in regular counts)	15.1
	Feb 08	Trails By Candlelight	1.0
	Jun 17	Endless Summer Trail Run	0.4
	Jul 15	Endless Summer Trail Run	0.4
	Sep 15	School of Environmental Studies Bio Blitz	0.7
	Sep 28	Crutchfield Dermatology 5K Run/Walk	0.3
	Oct 04	West Trailhead Wild Ride Fall Event	0.3
	Dec 31	New Years Eve Event	0.7
Miesville Ravine PR		None	-
Mississippi River RT		TOTAL	0.5
	Aug 16	Ragnar Relay	0.5
North Urban RT		None	-
Spring Lake PR		TOTAL	34.2
	Year round	Spring Lake Youth Camp (day camp and permit only - not counted in regular counts)	34.2
MINNEAPOLIS PARK & RECREATION BOARD:			
Cedar Lake RT		TOTAL	0.6
	May 10	Bike MS Twin Cities Ride (split--Cedar Lake RT, Central Mississippi Riverfront RP, Victory Memorial Parkway RT, Luce Line RT--Three Rivers)	0.2
	Sep 14	Minneapolis Bike Tour (split--Cedar Lake RT, Central Mississippi Riverfront RP, Chain of Lakes RP, Minnehaha RP, Minnehaha Parkway RT, Nokomis- Hiawatha RP, Theodore Wirth RP, Victory Memorial Parkway RT)	0.4
Central Mississippi Riverfront RP		TOTAL	299.6
	Jan 1	Life Time Fitness Commitment Day 5K Run	3.0
	Jan 25	Nicollet Island Pavilion Event	0.3
	Feb 7	Nicollet Island Pavilion Event	0.3
	Feb 21	Nicollet Island Pavilion Event	0.3
	Mar 7	Nicollet Island Pavilion Event	0.3
	Mar 15	Team Ortho Get Lucky 7k Run	10.0
	Apr 10	Nicollet Island Pavilion Event	0.3
	Apr 12	Nicollet Island Pavilion Event	0.3
	Apr 12	Goldy's Run 10 Mile (split--Central Mississippi Riverfront RP, Mississippi Gorge RP--Minneapolis and Saint Paul)	0.8
	Apr 19	Hot Chocolate Run 15k and 5k	6.5
	Apr 24	Nicollet Island Pavilion Event	0.3
	May 1	Nicollet Island Pavilion Event	0.3
	May 3	Nicollet Island Pavilion Event	0.6
	May 8	Nicollet Island Pavilion Event	0.8
	May 10	Bike MS Twin Cities Ride (split--Cedar Lake RT, Central Mississippi Riverfront RP, Victory Memorial Parkway RT, Luce Line RT--Three Rivers)	0.2
	May 15	Nicollet Island Pavilion Event	0.4
	May 22	Nicollet Island Pavilion Event	0.5
	May 29	Nicollet Island Pavilion Event	0.3

Table 2: Special event counts for 2014

(Note: these events occurred at times that were specifically not sampled to avoid double-counting)

Agency/Park	Date	Event	Visits (1,000s)
MINNEAPOLIS PARK & RECREATION BOARD: continued			
Central Mississippi Riverfront RP, continued			
	May 30	Nicollet Island Pavilion Event	0.8
	May 31	Nicollet Island Pavilion Event	0.3
	May 31	Foodie Four Mile Run/Walk	0.4
	Jun 1	Minneapolis Marathon	5.0
	Jun 5	Nicollet Island Pavilion Event	0.5
	Jun 12	Nicollet Island Pavilion Event	0.3
	Jun 13	Stone Arch Bridge Festival	15.0
	Jun 14	Stone Arch Bridge Festival	15.0
	Jun 15	Nicollet Island Pavilion Event	0.3
	Jun 15	Stone Arch Bridge Festival	27.0
	Jun 15	Northern Spark Festival	10.0
	Jun 18	Nicollet Island Pavilion Event	0.4
	Jun 19	Nicollet Island Pavilion Event	1.0
	Jun 20	Soltice River Festival	1.5
	Jun 21	Nicollet Island Pavilion Event	0.3
	Jun 21	Heartbeat 5000 Walk Race	3.0
	Jun 26	Nicollet Island Pavilion Event	0.5
	Jul 1	Nicollet Island Pavilion Event	0.5
	Jul 3	Red, White and Boom: Hot Dam 5K	0.5
	Jul 3	Red, White and Boom: Outdoor Concert and Movie	2.0
	Jul 4	Red, White and Boom: Fireworks	70.0
	Jul 7	Nicollet Island Pavilion Event	0.5
	Jul 8	Outdoor Movie and Concert	0.3
	Jul 12	Nicollet Island Pavilion Event	0.4
	Jul 14	All-Star Gala	5.0
	Jul 16	Nicollet Island Pavilion Event	0.5
	Jul 16	Nicollet Island Pavilion Event	0.4
	Jul 17	Nicollet Island Pavilion Event	0.4
	Jul 18	Nicollet Island Pavilion Event	0.9
	Jul 20	Nicollet Island Pavilion Event	0.8
	Jul 21	Nicollet Island Pavilion Event	0.5
	Jul 22	Outdoor Movie	0.4
	Jul 23	Life Time Torchlight 5K	7.5
	Jul 24	Nicollet Island Pavilion Event	0.4
	Jul 26	Aquatennial Fireworks	40.0
	Jul 26	Twin Cities Carifest	1.5
	Jul 29	Outdoor Movie	0.3
	Aug 2	Meet Minneapolis Opening Reception	3.0
	Aug 2	Owamni: Falling Water Festival	1.2
	Aug 8	Polish Festival	5.0
	Aug 9	Polish Festival	5.0
	Aug 10	Polish Festival	5.0
	Aug 13	Nicollet Island Pavilion Event	0.7
	Aug 17	Sunday on the River Festival	1.2
	Aug 21	RBC Company Picnic	0.4
	Aug 21	Nicollet Island Pavilion Event	2.5
	Aug 22	Susan G Komen Twin Cities 3 Day (split--Chain of Lakes RP, Central Mississippi Riverfront RP)	0.8
	Aug 23	Nicollet Island Pavilion Event	0.4
	Aug 24	Minneapolis Duathlon	2.0
	Aug 30	Nicollet Island Pavilion Event	0.3
	Sep 9	Nicollet Island Pavilion Event	0.4
	Sep 10	Nicollet Island Pavilion Event	0.5
	Sep 11	Nicollet Island Pavilion Event	0.3
	Sep 13	Mill City Suds Run	2.0
	Sep 14	Minneapolis Bike Tour (split--Cedar Lake RT, Central Mississippi Riverfront RP, Chain of Lakes RP, Minnehaha RP, Minnehaha Parkway RT, Nokomis- Hiawatha RP, Theodore Wirth RP, Victory Memorial Parkway RT)	0.4
	Sep 18	Nicollet Island Pavilion Event	0.5
	Sep 21	Nicollet Island Pavilion Event	0.4
	Sep 23	Nicollet Island Pavilion Event	0.4
	Sep 30	Nicollet Island Pavilion Event	0.4
	Oct 2	Nicollet Island Pavilion Event	0.4
	Oct 3	Nicollet Island Pavilion Event	1.2
	Oct 4	Nicollet Island Pavilion Event	0.4
	Oct 4	Slut Walk Minneapolis	0.4
	Oct 5	Medtronic Marathon (split--Central Mississippi Riverfront RP, Chain of Lakes RP, Minnehaha Parkway RT, Mississippi Gorge--Minneapolis & Saint Paul, Nokomis- Hiawatha RP)	2.5
	Oct 8	Nicollet Island Pavilion Event	0.4
	Oct 12	Nicollet Island Pavilion Event	0.4
	Oct 18	Nicollet Island Pavilion Event	0.3
	Oct 18	The Big Gay Race	2.0
	Nov 1	Nicollet Island Pavilion Event	0.5
	Nov 5	Nicollet Island Pavilion Event	0.4

Table 2: Special event counts for 2014

(Note: these events occurred at times that were specifically not sampled to avoid double-counting)

Agency/Park	Date	Event	Visits (1,000s)
MINNEAPOLIS PARK & RECREATION BOARD: continued			
Central Mississippi Riverfront RP, continued			
	Nov 13	Nicollet Island Pavilion Event	0.4
	Nov 14	Nicollet Island Pavilion Event	0.4
	Nov 27	Turkey Day 5K	15.0
	Nov 29	Moustache Run	3.0
	Dec 13	Nicollet Island Pavilion Event	0.4
Columbia Parkway RT		None	-
Kenilworth RT		TOTAL	0.4
	Sep 14	Minneapolis Bike Tour (split--Cedar Lake RT, Central Mississippi Riverfront RP, Chain of Lakes RP, Minnehaha RP, Minnehaha Parkway RT, Nokomis- Hiawatha RP, Theodore Wirth RP, Victory Memorial Parkway RT)	0.4
Luce Line RT		TOTAL	-
Minneapolis Chain of Lakes RP		TOTAL	117.2
	Feb 1	City of Lakes Loppet Luminary Lake of the Isles	6.0
	Feb 8	Valentine's Day 5k	1.5
	Mar 1	Dash and Splash 5K and Polar Bear Plunge	5.0
	Mar 8	100% Irish for a Day 10k and 5K	2.5
	Mar 15	Everybody's Irish 5k	2.0
	Apr 19	YMCA Y Run 10k and 5k	0.7
	May 3	Minneapolis Great Strides Walk	0.7
	May 17	Autism 5k Run	2.0
	May 17	Be the Match 5k and Kids Run	1.5
	May 23	Mde Maka Ska Canoe Nations Gathering	0.5
	May 26	Outdoor Concert	0.5
	May 28	Outdoor Concert	0.3
	May 29	Outdoor Concert	0.4
	May 30	Outdoor Concert	0.9
	Jun 1	Outdoor Concert	0.6
	Jun 1	Outdoor Church Service - Celebrating Summer Sundays	0.3
	Jun 5	Barton 8th Grade Gradutaion Ceremony	0.7
	Jun 7	Walker Methodist Run/Walk	0.3
	Jun 8	Outdoor Church Service - Celebrating Summer Sundays	0.3
	Jun 8	Outdoor Concert	0.4
	Jun 8	Outdoor Concert	1.0
	Jun 11	Outdoor Concert	0.4
	Jun 13	Outdoor Concert and Movie	1.3
	Jun 15	Outdoor Church Service - Celebrating Summer Sundays	0.3
	Jun 15	Outdoor Concert	1.1
	Jun 15	Outdoor Concert	0.6
	Jun 18	Outdoor Concert	0.5
	Jun 20	Outdoor Concert	1.1
	Jun 21	Kids Against Hunger 10K and 5K	1.2
	Jun 21	Outdoor Concert	0.9
	Jun 22	Outdoor Concert	0.3
	Jun 22	Outdoor Concert	0.9
	Jun 22	Outdoor Church Service - Celebrating Summer Sundays	0.3
	Jun 23	Outdoor Concert	0.5
	Jun 25	Outdoor Concert	0.4
	Jun 27		
		Music and Movies in the Parks: Summer concert series at Lake Harriet Bandshell	0.9
	Jun 29	Outdoor Church Service - Celebrating Summer Sundays	0.3
	Jun 29	Outdoor Concert	1.5
	Jun 30	Outdoor Concert	0.4
	Jul 1	Outdoor Concert	0.7
	Jul 3	Outdoor Concert	0.7
	Jul 4	Outdoor Concert	0.6
	Jul 5	Outdoor Concert	2.2
	Jul 6	Outdoor Church Service - Celebrating Summer Sundays	0.3
	Jul 6	Outdoor Concert	1.4
	Jul 9	Outdoor Concert	0.4
	Jul 10	Outdoor Concert	0.4
	Jul 11	Outdoor Concert and Movie	1.2
	Jul 12	Outdoor Concert	1.7
	Jul 12	Life Time Fitness Triathlon and Expo (split--Chain of Lakes RP, Minnehaha Parkway RT, Hiawatha-Nokomis RP, Mississippi Gorge RP--Saint Paul)	1.0
	Jul 13	Outdoor Church Service - Celebrating Summer Sundays	0.3

Table 2: Special event counts for 2014

(Note: these events occurred at times that were specifically not sampled to avoid double-counting)

Agency/Park	Date	Event	Visits (1,000s)
MINNEAPOLIS PARK & RECREATION BOARD: continued			
Minneapolis Chain of Lakes RP, continued			
	Jul 13	Outdoor Concert	0.4
	Jul 13	Outdoor Concert	2.6
	Jul 16	Outdoor Concert	0.4
	Jul 17	Outdoor Concert	0.4
	Jul 18	Outdoor Concert	1.3
	Jul 19	Outdoor Concert	1.4
	Jul 20	Aquatennial Beach Bash	10.0
	Jul 20	Outdoor Church Service - Celebrating Summer Sundays	0.3
	Jul 20	Outdoor Concert	0.4
	Jul 20	Outdoor Concert	1.4
	Jul 23	Outdoor Concert	0.4
	Jul 24	Outdoor Concert	0.6
	Jul 24	Pollinator Party: A Celebration of Bees	1.2
	Jul 25	Outdoor Concert and Movie	1.0
	Jul 26	Outdoor Concert	0.9
	Jul 26	American Res Cross Run for Blood	0.5
	Jul 27	Outdoor Church Service - Celebrating Summer Sundays	0.3
	Jul 28	Outdoor Concert	1.3
	Jul 29	Outdoor Concert	0.7
	Jul 30	Outdoor Concert	0.4
	Jul 31	Outdoor Concert	0.8
	Aug 1	Outdoor Concert and Movie	1.0
	Aug 2	811 Walk and Run	1.0
	Aug 2	Outdoor Concert	0.4
	Aug 3	Outdoor Church Service - Celebrating Summer Sundays	0.3
	Aug 3	Outdoor Concert	0.4
	Aug 4	Outdoor Concert	0.4
	Aug 6	Outdoor Concert	0.7
	Aug 7	Outdoor Concert	0.6
	Aug 8	Outdoor Concert and Movie	1.0
	Aug 9	Outdoor Concert	1.1
	Aug 9	Emotions in Motion Run/Walk	1.2
	Aug 10	Outdoor Church Service - Celebrating Summer Sundays	0.3
	Aug 10	Outdoor Concert	0.4
	Aug 11	Outdoor Concert	1.4
	Aug 13	Outdoor Concert	0.6
	Aug 14	Outdoor Concert	0.5
	Aug 15	Outdoor Concert and Movie	1.3
	Aug 16	Lung Run/Walk	1.5
	Aug 16	Outdoor Concert	0.5
	Aug 17	Outdoor Church Service - Celebrating Summer Sundays	0.3
	Aug 18	Outdoor Concert	0.4
	Aug 20	Outdoor Concert	0.9
	Aug 21	Outdoor Concert	0.4
	Aug 22	Outdoor Concert and Movie	0.7
	Aug 22	Susan G Komen Twin Cities 3 Day (split--Chain of Lakes RP, Central Mississippi Riverfront RP)	0.8
	Aug 23	Outdoor Concert	0.5
	Aug 24	Outdoor Church Service - Celebrating Summer Sundays	0.3
	Aug 24	Outdoor Concert	0.3
	Aug 24	Outdoor Concert	0.4
	Aug 25	Outdoor Concert	0.5
	Aug 27	Outdoor Concert	0.3
	Aug 30	Outdoor Concert	0.4
	Aug 31	Outdoor Church Service - Celebrating Summer Sundays	0.3
	Aug 31	Outdoor Concert	0.5
	Sep 1	Outdoor Concert	1.0
	Sep 5	Taste of Greece Festival and 5K	0.3
	Sep 6	Marathons of Hope Walk	0.3
	Sep 7	Jeff Winters City of Lake 25K and 5K	0.8
	Sep 7	Wheels of Italy	0.5
	Sep 11	9-11 Tribute	0.3
	Sep 13	Outdoor Concert	0.4
	Sep 14	Minneapolis Bike Tour (split--Cedar Lake RT, Central Mississippi Riverfront RP, Chain of Lakes RP, Minnehaha RP, Minnehaha Parkway RT, Nokomis- Hiawatha RP, Theodore Wirth RP, Victory Memorial Parkway RT)	0.4
	Sep 20	Made in the Shade Walk	0.6
	Sep 20	Walk for Recovery	2.0

Table 2: Special event counts for 2014

(Note: these events occurred at times that were specifically not sampled to avoid double-counting)

Agency/Park	Date	Event	Visits (1,000s)
MINNEAPOLIS PARK & RECREATION BOARD: continued			
Minneapolis Chain of Lakes RP, continued			
	Sep 28	Twin Cities Vision Walk	0.9
	Oct 4	Calvin Christian School Walk	0.5
	Oct 5	Medtronic Marathon (split--Central Mississippi Riverfront RP, Chain of Lakes RP, Minnehaha Parkway RT, Mississippi Gorge--Minneapolis & Saint Paul, Nokomis-Hiawatha RP)	2.5
	Oct 25	Minneapolis Terror Trot Race	2.0
	Nov 27	Beast to Feast Race	1.0
	Nov 27	Drumstick Dash 10K	0.9
	Dec 6	Reindeer Run	3.0
Minnehaha RP		TOTAL	13.2
	Apr 16	Get in Gear Race (split Minnehaha RP, Mississippi Gorge RP--Minneapolis and Saint Paul)	1.0
	May 4	Walk MS	2.0
	May 31	Tour de Cure Run	1.5
	Jun 5	Outdoor Concert	3.0
	Jun 7	Liz Logelin Foundation 10k and 5k	0.2
	Jun 20	Outdoor Concert	0.3
	Jun 21	Vision Loss Resource Family Festival	0.4
	Jun 22	Svenskarnas Dag Festival	1.5
	Jul 10	Outdoor Concert	0.4
	Jul 13	Norway Day Festival	1.0
	Jul 31	Outdoor Concert	0.3
	Sep 6	Twin Cities Pagan Festival	0.5
	Sep 14	Minneapolis Bike Tour (split--Cedar Lake RT, Central Mississippi Riverfront RP, Chain of Lakes RP, Minnehaha RP, Minnehaha Parkway RT, Nokomis-Hiawatha RP, Theodore Wirth RP, Victory Memorial Parkway RT)	0.4
	Sep 27	NAMI Walks	0.8
	Sep 28	Women Run the Cities (split--Minnehaha RP, Mississippi Gorge RP--Minneapolis & Saint Paul)	1.0
Minnehaha Parkway RT		TOTAL	4.2
	Jul 12	Life Time Fitness Triathlon and Expo (split--Chain of Lakes RP, Minnehaha Parkway RT, Hiawatha-Nokomis RP, Mississippi Gorge RP--Saint Paul)	1.0
	Aug 17	YWCA Women's Triathlon (split--Mississippi Gorge RP--Saint Paul & Minneapolis, Minnehaha Parkway RT, Nokomis-Hiawatha RP)	0.3
	Sep 14	Minneapolis Bike Tour (split--Cedar Lake RT, Central Mississippi Riverfront RP, Chain of Lakes RP, Minnehaha RP, Minnehaha Parkway RT, Nokomis-Hiawatha RP, Theodore Wirth RP, Victory Memorial Parkway RT)	0.4
	Oct 5	Medtronic Marathon (split--Central Mississippi Riverfront RP, Chain of Lakes RP, Minnehaha Parkway RT, Mississippi Gorge--Minneapolis & Saint Paul, Nokomis-Hiawatha RP)	2.5
Mississippi Gorge RP		TOTAL	8.4
	Jan 1	Team Ortho Polar Dash 14 mile, 10k, 5k	1.2
	Apr 12	Goldy's Run 10 Mile (split--Central Mississippi Riverfront RP, Mississippi Gorge RP--Minneapolis and Saint Paul)	0.8
	Apr 16	Get in Gear Race (split Minnehaha RP, Mississippi Gorge RP--Minneapolis and Saint Paul)	1.0
	May 18	Minnesota AIDS Walk	4.0
	Jun 7		0.2
	Aug 17	Liz Logelin Foundation 10k and 5k (split--Minnehaha RP, Mississippi Gorge RP) YWCA Women's Triathlon (split--Mississippi Gorge RP--Saint Paul & Minneapolis, Minnehaha Parkway RT, Nokomis-Hiawatha RP)	0.3
	Sep 28	Women Run the Cities (split--Minnehaha RP, Mississippi Gorge RP--Minneapolis & Saint Paul)	1.0
NE Diagonal RT		None	-
Nokomis-Hiawatha RP		TOTAL	76.5
	Jan 17	USPHC Pond Hockey	10.0
	Jan 18	USPHC Pond Hockey	10.0
	Jan 19	USPHC Pond Hockey	10.0
	May 17	Girls of the Run Spring 5K Run	15.6
	May 26	Brian Kraft Memorial 5K Run/Walk	0.6
	Jun 7	Lymphomathon 5k Run/Walk	0.5
	Jun 15	Gridiron Gallop	0.5
	Jun 21	Walk/Run for Life	0.5
	Jul 12	Life Time Fitness Triathlon and Expo (split--Chain of Lakes RP, Minnehaha Parkway RT, Nokomis-Hiawatha RP, Mississippi Gorge RP--Saint Paul)	1.0
	Jul 19	Fun Run Bacon Chase 5K	10.0

Table 2: Special event counts for 2014

(Note: these events occurred at times that were specifically not sampled to avoid double-counting)

Agency/Park	Date	Event	Visits (1,000s)
MINNEAPOLIS PARK & RECREATION BOARD: continued			
Nokomis-Hiawatha RP, continued			
	Aug 2	Miracle Kids Triathlon	0.8
	Aug 17	YWCA Women's Triathlon (split--Minnehaha Parkway RT, Nokomis-Hiawatha RP, Mississippi Gorge RP--Saint Paul)	0.3
	Sep 6	Minneapolis Monarch Festival	10.0
	Sep 7	Minnehaha Creek Watershed District Park Clean-up	1.5
	Sep 13	Delta Block Party 5K	0.3
	Sep 14	Minneapolis Bike Tour (split--Cedar Lake RT, Central Mississippi Riverfront RP, Chain of Lakes RP, Minnehaha RP, Minnehaha Parkway RT, Nokomis-Hiawatha RP, Theodore Wirth RP, Victory Memorial Parkway RT)	0.4
	Sep 20	ZERO Race for Prostate	0.4
	Oct 5	Medtronic Marathon (split--Central Mississippi Riverfront RP, Chain of Lakes RP, Minnehaha Parkway RT, Mississippi Gorge--Minneapolis & Saint Paul, Nokomis-Hiawatha RP)	2.5
	Oct 11	Making Strides Against Breast Cancer Walk	1.5
North Mississippi RP		TOTAL	0.8
	Jun 21	Rollin' Along the River Walk	0.5
	Jul 18	Outdoor Movie	0.3
Ridgeway Parkway RT		None	-
St. Anthony Parkway RT		None	-
Shingle Creek RT		None	-
Theodore Wirth RP		TOTAL	64.9
	Winter	Nordic Skiing, Tubing, Snowboarding and Snowshoeing	21.0
	Jan 1	Pre-Loppet	2.0
	Jan 6	High School Nordic Ski Practice	0.5
	Jan 7	High School Nordic Ski Meet	0.4
	Jan 13	High School Nordic Ski Practice	0.4
	Jan 14	High School Nordic Ski Practice	0.4
	Jan 18	High School Nordic Ski Meet	0.5
	Jan 20	High School Nordic Ski Meet	0.4
	Jan 21	High School Nordic Ski Meet	0.5
	Jan 23	High School Nordic Ski Meet	0.5
	Jan 27	High School Nordic Ski Meet	0.5
	Jan 28	High School Nordic Ski Practice	0.4
	Jan 29	High School Nordic Ski Meet	0.4
	Jan 30	High School Nordic Ski Meet	0.4
	Feb 1	City of Lakes Loppet	5.0
	Feb 2	City of Lakes Loppet	5.0
	Feb 3	High School Nordic Ski Meet	1.0
	Feb 4	High School Nordic Ski Meet	1.0
	Feb 5	High School Nordic Ski Meet	1.0
	Feb 6	High School Nordic Ski Meet	1.0
	Feb 10	High School Nordic Ski Meet	0.4
	May 2	Wedding	0.3
	May 3	Walk for Animals	4.0
	May 10	Bike MS Twin Cities Ride (split--Cedar Lake RT, Central Mississippi Riverfront RP, Victory Memorial Parkway RT, Luce Line RT--Three Rivers)	0.2
	May 18	Wedding	0.4
	May 23	Wedding	0.4
	May 24	Wedding	0.4
	May 25	Wedding	0.4
	May 30	Wedding	0.4
	May 31	Wedding	0.4
	Jun 6	Wedding	0.4
	Jun 7	Wedding	0.4
	Jun 8	Wedding	0.4
	Jun 28	City of Lakes Tri-Loppet Triathlon: Cedar Lake, Brownie Lake, Lake of the Isles, Lake Calhoun, Theodore Wirth.	0.5
	Jul 11	Wedding	0.4
	Jul 12	Wedding	0.4
	Jul 13	Wedding	0.4
	Jul 25	Wedding	0.4
	Jul 26	Wedding	0.4
	Aug 2	Wedding	0.4
	Aug 3	Wedding	0.4

Table 2: Special event counts for 2014

(Note: these events occurred at times that were specifically not sampled to avoid double-counting)

Agency/Park	Date	Event	Visits (1,000s)
MINNEAPOLIS PARK & RECREATION BOARD: continued			
Theodore Wirth RP, continued			
	Aug 8	Wedding	0.4
	Aug 9	Wedding	0.4
	Aug 10	Wedding	0.4
	Aug 15	Wedding	0.4
	Aug 16	Wedding	0.4
	Aug 22	Wedding	0.4
	Aug 23	Wedding	0.4
	Aug 24	Wedding	0.4
	Aug 29	Wedding	0.4
	Aug 30	Wedding	0.4
	Aug 31	Wedding	0.4
	Sep 1	Wedding	0.4
	Sep 5	Wedding	0.4
	Sep 6	Wedding	0.4
	Sep 7	Wedding	0.0
	Sep 14	Minneapolis Bike Tour (split--Cedar Lake RT, Central Mississippi Riverfront RP, Chain of Lakes RP, Minnehaha RP, Minnehaha Parkway RT, Nokomis- Hiawatha RP, Theodore Wirth RP, Victory Memorial Parkway RT)	0.4
	Sep 20	City of Lake Trail Loppet	0.3
	Dec 15	High School Nordic Ski Practice	0.3
	Dec 16	High School Nordic Ski Meet	0.4
	Dec 17	High School Nordic Ski Practice	0.3
	Dec 18	High School Nordic Ski Practice	0.3
	Dec 19	High School Nordic Ski Practice	0.3
	Dec 20	High School Nordic Ski Meet	0.6
	Dec 22	High School Nordic Ski Practice	0.4
	Dec 23	High School Nordic Ski Practice	0.4
	Dec 26	High School Nordic Ski Practice	0.4
	Dec 27	High School Nordic Ski Meet	0.4
	Dec 29	High School Nordic Ski Practice	0.4
	Dec 30	High School Nordic Ski Practice	0.4
	Dec 31	High School Nordic Ski Practice	0.4
Victory Memorial Parkway RT		TOTAL	6.0
	May 10	Bike MS Twin Cities Ride (split--Cedar Lake RT, Central Mississippi Riverfront RP, Victory Memorial Parkway RT, Luce Line RT--Three Rivers)	0.2
	Jun 12	Outdoor Music and Movies Series	1.1
	Jul 10	Outdoor Music and Movies Series	1.5
	Jul 19	Bolder Dash	0.5
	Aug 14	Outdoor Music and Movies Series	1.3
	Sep 1	MDRA Victory Races	1.0
	Sep 14	Minneapolis Bike Tour (split--Cedar Lake RT, Central Mississippi Riverfront RP, Chain of Lakes RP, Minnehaha RP, Minnehaha Parkway RT, Nokomis- Hiawatha RP, Theodore Wirth RP, Victory Memorial Parkway RT)	0.4
RAMSEY COUNTY:			
Bald Eagle-Otter Lakes RP		TOTAL	118.6
	All year	TNC Nature Play Area only	38.0
	All year	Tamarack Nature - Formal program attendee (including nature pre-school, ECFE, Special events and volunteers)	78.3
	Apr 6	Tri Fitness	0.3
	Jun 9	MS 150 (split--Bald Eagle-Otter Lakes RP, Birch Creek RT)	2.0
Battle Creek RP		TOTAL	16.2
	Jan 2	Cross Country Ski Meet	0.3
	Jan 4	Cross Country Ski Meet	0.4
	Jan 5	Cross Country Ski Meet	0.4
	Jan 14	Cross Country Ski Meet	0.3
	Jan 20	Cross Country Ski Meet	0.3
	Feb 15	Cross Country Ski Meet	0.4
	Feb 16	Cross Country Ski Meet	2.5
	May 3	Endurance United Race	0.5
	May 24	Xiong Picnic	0.4
	May 31	Xiong Picnic	0.4
	Jun 29	Yang Picnic	0.3
	Jul 6	St Mary's	0.4
	Jul 13	Martinez Wedding	0.3
	Jul 16	Community School of Excellence	0.5
	Jul 21	Firefighters Local 21	0.5
	Jul 30	Northland Insurance	0.3
	Aug 10	Amagamated Transit Union	0.5

Table 2: Special event counts for 2014

(Note: these events occurred at times that were specifically not sampled to avoid double-counting)

Agency/Park	Date	Event	Visits (1,000s)
RAMSEY COUNTY: continued			
Battle Creek RP, continued			
	Aug 14	Shelter Corporation	0.5
	Aug 17	AFSME	0.5
	Aug 18	UAW Retiree	0.3
	Aug 23	Susan G Komen Twin Cities 3-Day (split--Battle Creek RP, Grass-Vadnais RP)	0.8
	Aug 23	St. Paul Plumbers	0.4
	Aug 23	Endurance United Race	0.8
	Aug 24	Pipefitters Local #455	0.4
	Aug 27	Tri Metro Race	0.3
	Aug 28	Tri Metro Race	0.3
	Sep 6	Smith Picnic	0.3
	Sep 20	MN Brain Injury Alliance	1.2
	Sep 27	South Metro Human Services	0.3
	Oct 10	Endurance United Race	0.5
	Oct 14	Tri Metro Race	0.3
	Oct 15	Tri Metro Race	0.3
	Nov 27	Endurance United Race	0.5
Birch Lake RT		TOTAL	2.0
	Jun 9	MS 150 (split--Bald Eagle-Otter Lakes RP, Birch Creek RT)	2.0
Bruce Vento RT		TOTAL	0.3
	Aug 24	Susan G Komen Twin Cities 3-Day (split--Bruce Vento RT, Highway 96 RT, Keller RP, Trout Brook RT, Indian Mound RP--Saint Paul)	0.3
Grass-Vadnais-Snail Lake RP		TOTAL	1.1
	Jul 12	Vang Picnic	0.3
	Aug 23	Susan G Komen Twin Cities 3-Day (split--Battle Creek RP, Grass-Vadnais RP)	0.8
Highway 96 RT		TOTAL	0.3
	Aug 24	Susan G Komen Twin Cities 3-Day (split--Bruce Vento RT, Highway 96 RT, Keller RP, Trout Brook RT, Indian Mound RP--Saint Paul)	0.3
Keller RP		TOTAL	0.3
	Aug 24	Susan G Komen Twin Cities 3-Day (split--Bruce Vento RT, Highway 96 RT, Keller RP, Trout Brook RT, Indian Mound RP--Saint Paul)	0.3
Long Lake RP		TOTAL	24.2
	Jan 26	New Brighton's Sportsmen's Club	0.5
	Feb 1	East Side Neighborhood Services	0.3
	May 25	Lee Picnic	0.5
	May 28	Irondale	0.4
	May 30	Liberty Classical School	0.3
	Jun 1	New Brighton Historical Society	0.5
	Jun 2	Hmong Academy	0.5
	Jun 7	New Brighton Tri	0.5
	Jun 11	Bethlehem Baptist	0.4
	Jun 13	Mintahoe	0.5
	Jun 18	Bethlehem Baptist	0.4
	Jun 21	Her Picnic	0.4
	Jun 22	Vue Picnic	0.5
	Jun 25	Bethlehem Baptist	0.4
	Jun 29	Vang	0.3
	Jul 2	Bethlehem Baptist	0.4
	Jul 4	McNutt Picnic	0.3
	Jul 9	Bethlehem Baptist	0.4
	Jul 12	Moua Picnic	0.5
	Jul 13	Lee Picnic	0.5
	Jul 16	Bethlehem Baptist	0.4
	Jul 23	Bethlehem Baptist	0.4
	Jul 25	ADS Group	0.4
	Jul 23	Xion Picnic	0.4
	Aug 6	Bethlehem Baptist	0.4
	Aug 7	Stockyard Days	10.0
	Aug 20	Bethlehem Baptist	0.4
	Aug 23	Silvera Run	0.7
	Sep 4	TSI	0.5
	Sep 6	IUPAT	0.5
	Sep 9	Smith Medical	0.4
	Sep 14	RAGOM	0.4
	Sep 19	MSRA	0.5
	Oct 25	Geocaching Event	0.5
Rice Creek North RT		None	-

Table 2: Special event counts for 2014

(Note: these events occurred at times that were specifically not sampled to avoid double-counting)

Agency/Park	Date	Event	Visits (1,000s)
RAMSEY COUNTY: continued			
Rice Creek West RT		TOTAL	1.2
	Jun 8	New Brighton Triathlon	0.5
	Aug 24	Silvera Run	0.7
Tony Schmidt RP		None	-
Trout Brook RT		TOTAL	0.3
	Aug 24	Susan G Komen Twin Cities 3-Day (split--Bruce Vento RT, Highway 96 RT, Keller RP, Trout Brook RT, Indian Mound RP--Saint Paul)	0.3
CITY OF SAINT PAUL:			
Bruce Vento RT		TOTAL	0.5
	Aug. 23	Endurance United	0.5
Cherokee Heights RP		TOTAL	7.1
	All Summer Long	Fitness In The Park	0.5
	May 3 - 31	Picnic events	0.8
	Jun 1 - 30	Picnic events	1.8
	July 1 - 31	Picnic events	1.7
	Aug. 1 - 31	Picnic events	1.4
	Sep. 1 - 31	Picnic events	0.9
Como RP, Zoo & Conservatory SRF		TOTAL	533.9
	All Year Long	Como Education Events & Classes - Lil Explorers	23.3
	All Year Long	Music Under Glass/Groovin' In the Gardens	4.0
	All Year Long	Charities Challenge - Walk/Run Series	2.8
	All Summer Long	Como Park Regional Pool	85.7
	All Summer Long	Fitness In The Park	1.7
	All Summer Long	Music In the Park/Como Lakeside	20.6
	All Summer Long	Movies In the Park/Como Lakeside	0.3
	All Summer Long	Theater at Como Lakeside	12.1
	Jan. 1	New Year's Day	3.3
	Jan 11 - 12	Winter Flower Show	6.4
	Jan 18 - 20	ZoOlympics Weekend	8.4
	Jan 25 - 26	Gotta Go, Gotta Throw	1.0
	Jan 25 - 26	Winter Carnival Orchid Show	2.5
	Jan 25- Feb 10	Winter Carnival activities/treasure hunt	8.0
	Feb 15 - 17	Woo at the Zoo	12.4
	Feb 13 - 15	Valentine's Day Dinners	0.4
	Mar 22 - 23	Spring Flower Opening	10.7
	Mar 29 - 30	Spring Fling	13.4
	Apr 6	Wedding Showcase	12.0
	Apr 12	Leenay Walk/Run	0.3
	Apr. 26	March of Dimes, March for Babies Walk	8.0
	Apr 26 - 27	Xcel Energy Party for the Planet	19.6
	May 3 - 4	Summer Flower Show	21.8
	May 9 - 11	Mother's Day Bonsai Show	30.4
	May 16 - 17	Twin Cities in Motion Walk/Run	1.5
	May 24 - 26	Gingerbread Shows	1.0
	May 31	TPT Day at Como	12.2
	Jun 24	Private Company Picnic	0.8
	Jun 12	Twin Cities Immersion School	0.4
	Jun 13	Edible Garden Grand Opening	17.2
	Jul 4 - 6	Hmong Freedom Celebration	65.0
	Jul 17	Sunset Affair	0.5
	Jul 26	Fairway Flyers Disc Golf Tournament	1.5
	Jul 28	KWRISF Walk/run	0.4
	Jul 28	Rein in Sarcoma	1.5
	Jul 31	Living Well Disability Services	0.7
	Aug 2	Archdiocese of Mpls./St. Paul	1.0
	Aug 2	Miles for Melanoma Walk/Run	0.3
	Aug 7	Lifetrack Resources	0.4
	Aug 17	Japanese Lantern Lighting Festival	5.1
	Aug 19	City of Saint Paul Employee Picnic	1.0
	Sep 7	Byerly's Company Picnic	0.4
	Sep 11	St. Paul Fire Foundation	0.3
	Sep 14	American Foundation - Suicide Prevention	0.9
	Sep 20	Boerner Walk	0.7
	Sep 27	Big Brothers/Big Sisters Walk/Run	0.5
	Sep 27	Minnesota Parent Education Resource Fair	12.7
	Sep 13	Just Zoo It Weekend	18.9
	Sep 28	Down Syndrome Association Walk/Run	8.5
	Oct. 4	Harvest Festival Weekend	6.8
	Oct 11 - 12	Fall Flower Show Opening	11.1
	Oct 18	Zoo Boo Weekends	20.0
	Nov 8	Books, Blooms and Beasts Weekend	4.2
	Nov 10	Ikebanan Show	4.4

Table 2: Special event counts for 2014

(Note: these events occurred at times that were specifically not sampled to avoid double-counting)

Agency/Park	Date	Event	Visits (1,000s)
CITY OF SAINT PAUL: continued			
Como RP, Zoo & Conservatory SRF, continued			
	Nov 15	Girls On The Run	0.5
	Dec 1 - 31	Mt. Como Downhill/X-Country Ski Program	18.5
	Dec 6 - 7	Holiday Flower Show Opening	3.4
	Dec 31	Noon Year's Eve	2.5
Hidden Falls-Crosby Farm RP			
		TOTAL	15.6
	May 2 - 31	Permitted Shelter Activities	0.7
	June 1 - 30	Permitted Shelter Activities	0.8
	July 1 - 31	Permitted Shelter Activities	0.6
	Aug 1 - 31	Permitted Shelter Activities	1.1
	Sep 1 - 30	Permitted Shelter Activities	0.4
	Oct 25 - Nov 1	Barebones Productions	12.0
Indian Mounds RP			
		TOTAL	5.6
	All Summer Long	Fitness In The Park	0.3
	Jun 1 - 30	Permitted Shelter Activities	0.8
	Jul 1 - 31	Permitted Shelter Activities	0.7
	Jul 4	Fireworks Gathering Spot	2.0
	Aug 1 - 31	Permitted Shelter Activities	0.8
	Aug 24	Susan G Komen Twin Cities 3-Day (split--Bruce Vento RT, Highway 96 RT, Keller RP, Trout Brook RT, Indian Mound RP--Saint Paul)	0.3
	Sep 1 - 30	Permitted Shelter Activities	0.7
Lilydale-Harriet Island RP			
		TOTAL	260.8
	All Year Long	Padelford Park River Excursions	79.0
	All Year Long	Magnolia Blossom	6.0
	All Year Long	Walks/Runs under 500	1.0
	All Year Long	Private Events At Wiggington Pavilion	36.8
	All Summer Long	Fitness In The Park	1.7
	Apr 12	Annual Parks Clean-up Event	1.0
	Apr 28	Run or Dye Walk/Run	10.0
	May 17	Eco Arts Festival	3.0
	May 31	ADA Bike Ride	1.0
	Jun 1	Take Steps: Crohns & Colitis Event	3.0
	Jul 19	National Duathlon	2.0
	Jun 21	Time To Fly	5.0
	Aug 1	Inline Marathon	1.0
	Aug 9 - 11	Irish Fair	80.0
	Aug 20	Builders Club	3.0
	Aug 30	Women Rock Walk/Run	10.0
	Sep 21	Bark & Rec Day	1.5
	Sep 28	Walk For Hope	2.0
	Oct 25	Monster Dash (split--Lilydale-Harriet Island RP, Mississippi Gorge RP, Sam Morgan RT)	2.5
	Nov 2	Chocoholic Frolic (split--Lilydale-Harriet RP, Sam Morgan RT)	1.0
	Nov 5	Boo Run	0.3
	Nov 27	Turkey Day 5K (split--Lilydale-Harriet RP, Sam Morgan RT)	8.0
	Nov 29	Ugly Sweater 5K (split--Lilydale-Harriet RP, Sam Morgan RT)	2.0
Mississippi Gorge RP			
		TOTAL	35.7
	Jan 1	Team Ortho - Polar Dash	5.5
	Apr 12	Goldy's Run 10 Mile (split--Central Mississippi Riverfront RP, Mississippi Gorge RP--Minneapolis and Saint Paul)	0.8
	Apr 26	Get in Gear Race (split Minnehaha RP, Mississippi Gorge RP--Minneapolis and Saint Paul)	1.0
	May 18	Minnesota AIDS Walk/Run	5.0
	Jun 11	North Star Bike Race/Event	0.3
	Jul 12	Life Time Fitness Triathlon and Expo (split--Chain of Lakes RP, Minnehaha Parkway RT, Hiawatha-Nokomis RP, Mississippi Gorge RP--Saint Paul)	1.0
	Aug 17	YWCA Women's Triathlon (split--Mississippi Gorge RP--Saint Paul & Minneapolis, Minnehaha Parkway RT, Nokomis-Hiawatha RP)	0.3
	Aug 30	Women Rock Marathon	10.0
	Sep 7	Saint Paul Bike Classic	6.0
	Sep 13	Wilderness Inquiry	0.3
	Sep 28	Women Run the Cities (split--Minnehaha RP, Mississippi Gorge RP--Minneapolis & Saint Paul)	1.0
	Oct 5	Medtronic Marathon (split--Central Mississippi Riverfront RP, Chain of Lakes RP, Minnehaha Parkway RT, Mississippi Gorge--Minneapolis & Saint Paul, Nokomis-Hiawatha RP)	2.5
	Oct 25	Monster Dash (split--Lilydale-Harriet Island RP, Mississippi Gorge RP, Sam Morgan RT)	2.0
Phalen RP			
		TOTAL	68.8
	All Summer Long	Fitness In the Park	0.6
	All Summer Long	Music In The Park - Phalen Amphitheater	0.3

Table 2: Special event counts for 2014

(Note: these events occurred at times that were specifically not sampled to avoid double-counting)

Agency/Park	Date	Event	Visits (1,000s)
CITY OF SAINT PAUL: continued			
Phalen RP, continued			
	All Summer Long	Arlington Hills Lutheran Church/Phalen Amphitheater	0.5
	Apr 26	Disabled American Veterans Walk/Run	0.5
	May 2 - 31	Permitted Shelter/Pavilion Activities	0.9
	May 2	Sleepless Run	1.0
	May 10	Brain Tumor Foundation Walk/Run	0.8
	May 24	Community of Peace Walk/Run	0.3
	May 17	Officer Joe Plant Memorial	0.3
	May 31	Ramsey County Watershed - Waterfest	2.5
	Jun 1 - 30	Permitted Shelter/Pavilion Activities	1.6
	Jun 1	LNFI Teachers Organization	0.3
	Jun 6	HOPE Community Academy event	0.3
	Jun 7	MADD Event	0.7
	Jun 14	Scleroderma Foundation Walk/Run	0.5
	Jun 21	Time To Fly	3.0
	Jun 22	Best of the US Triathlon	1.0
	Jul 1 - 31	Permitted Shelter/Pavilion Activities	1.2
	Jul 12 - 13	Dragon Fest	10.0
	Jul 19	DSMA Ethiopian Orthodox Walk/Run	0.5
	Jul 19	USA National Triathlon	0.5
	Jul 26	Private Event	0.3
	Jul 30	Citywide Team Special Event	0.3
	Aug 1 - 31	Permitted Shelter/Pavilion Activities	3.0
	Aug 2	Carpenter's Local - Picnic	0.4
	Aug 5	Dungarvin Corporate Picnic	0.8
	Aug 7	Stroll For Epilepsy	1.5
	Aug 8	West Side Community Health Services Company Picnic	0.3
	Aug 16	Bethel Christian Fellowship	0.3
	Aug 17	Vacation Sports Marathon	1.0
	Aug 21	Payne/Phalen District Council Family Fun Night	0.3
	Aug 21 - 22	Freedom School Summer program	0.4
	Sep 1 - 30	Permitted Shelter/Pavilion Activities	0.3
	Sep 6	VIBHA Event	0.3
	Sep 7	CureSearch for Children's Cancer Walk/Run	0.9
	Sep 13	Sharing Life Foundation	0.5
	Sep 14	Arthritis Foundation Walk/Run	0.4
	Sep 20	ALS Association Walk/Run	2.0
	Sep 21	Ethiopian Bonfire (Group 2)	1.0
	Sep 27	Ethiopian Bonfire (Group 1)	1.0
	Sep 28	MMRF Foundation	1.0
	Oct 11	ALS Association Walk/Run	0.6
	Nov 25 - Dec 31	Holiday Lights in the Park	25.0
Samuel Morgan RT			
		TOTAL	17.2
	Apr 12 - Jun 27	Permitted Activities	0.6
	Jul 17 - 20	National Duathlon	2.0
	Aug 1 - 2	Inline Marathon	1.0
	Aug 23	Endurance United	0.5
	Aug 29 - 30	Womens Rock Marathon	0.1
	Oct 25	Monster Dash (split--Lilydale-Harriet Island RP, Mississippi Gorge RP, Sam Morgan RT)	2.0
	Nov 2	Chocoholic Frolic (split--Lilydale-Harriet RP, Sam Morgan RT)	1.0
	Nov 27	Turkey Day 5K (split--Lilydale-Harriet RP, Sam Morgan RT)	8.0
	Nov 29	Ugly Sweater Run (split--Lilydale-Harriet RP, Sam Morgan RT)	2.0
SCOTT COUNTY:			
Cedar Lake Farm RP			
	Year Long	TOTAL	4.5
		Formal program visits not counted in regular sample and not part of other special events	0.3
	Jul 19	Credit River Antique Tractor Club Gathering	0.5
	Jul 20	Credit River Antique Tractor Club Gathering	1.8
	Jul 21	Credit River Antique Tractor Club Gathering	0.7
	Aug 9	Scott County Historical Society Gathering	0.3
	Sep 23	High School Cross Country Meet	0.6
	Oct 14	High School Cross Country Meet	0.3
Scott County RT			
		None	-
Spring Lake RP			
	Winter	TOTAL	1.6
		Snowmobile Trail Use	1.6
THREE RIVERS - SCOTT COUNTY:			
Cleary Lake RP			
	Year Long	TOTAL	6.6
		Formal program visits not counted in regular sample and not part of other special events	1.7
	School Year	School groups at education center	1.7

Table 2: Special event counts for 2014

(Note: these events occurred at times that were specifically not sampled to avoid double-counting)

Agency/Park	Date	Event	Visits (1,000s)
THREE RIVERS - SCOTT COUNTY: continued			
Cleary Lake RP, continued			
	Winter	Snowmobile trail use	2.2
	Jun 11	Independent School District 196 Picnic	0.3
	Aug 2	Dakotah Sport and Fitness Tri	0.4
	Aug 8	Water for People Walk/Run	0.3
Murphy-Hanrehan PR			
	TOTAL		2.3
	Year Long	Formal program visits not counted in regular sample and not part of other special events	0.3
	Winter	Snowmobile trail use	1.1
	May 16	South Central Services	0.3
	May 17	South Central Services	0.3
	May 18	South Central Services	0.3
THREE RIVERS PARK DISTRICT:			
Baker PR			
	TOTAL		26.7
	Year Long	Formal program visits not counted in regular sample and not part of other special events	4.6
	School Year	School groups at education center	19.9
	Winter	Snowmobile trail use	1.8
	Jul 20	Saint Ann Church Picnic	0.4
Bassett Creek RT			
	None		-
Bryant Lake RP			
	TOTAL		1.5
	Year Long	Formal program visits not counted in regular sample and not part of other special events	0.7
	School Year	School groups at education center	0.8
Carver PR			
	TOTAL		21.5
	Year Long	Formal program visits not counted in regular sample and not part of other special events	6.1
	School Year	School groups at education center	11.1
	Winter	Snowmobile trail use	2.3
	Feb 2	Victoria Fire Dept. Event	0.3
	Apr 18	Spring Eggstravaganza	0.6
	Apr 19	Spring Eggstravaganza	0.6
	Oct 25	Enchanted Forest Halloween	0.5
Cedar Lake RT			
	None		-
Clifton French RP			
	TOTAL		16.3
	Year Long	Formal program visits not counted in regular sample and not part of other special events	4.3
	School Year	School groups at education center	7.6
	Apr 19	She's The First Walk/Run	0.4
	May 27	Rocksteady Running Race	0.4
	Jul 7	Bayer Health Care	0.4
	Aug 8	Open Systems International Picnic	0.4
	Sep 5	Minnesota Virtual Academy Picnic	0.4
	Sep 13	Lupus Foundation Picnic/Walk	1.5
	Sep 20	Adult Congenital Heart Defect Walk/Run	0.4
	Oct 4	School of Engineering & Arts Run	0.5
Coon Rapids Dam RP			
	TOTAL		4.1
	Year Long	Formal program visits not counted in regular sample and not part of other special events	0.8
	School Year	School groups at education center	3.3
Crow-Hassan PR			
	TOTAL		1.1
	Year Long	Formal program visits not counted in regular sample and not part of other special events	0.1
	Winter	Snowmobile trail use	1.0
Dakota Rail RT			
	None		1.6
	Feb 15	Moon Light Trail Hike	0.5
	Aug 2	Tour de Tonka Event (split--Dakota Rail RT--Carver and TRPD, Lake Minnetonka LRT RT, Minnesota River Bluffs LRT RT)	0.8
	Sep 6	Anderson Race Management Event	0.3
Eagle Lake RP			
	None		-
Elm Creek PR			
	TOTAL		126.7
	Year Long	Formal program visits not counted in regular sample and not part of other special events	9.0
	School Year	School groups at education center	10.0
	Winter	Snowmobile trail use	2.1

Table 2: Special event counts for 2014

(Note: these events occurred at times that were specifically not sampled to avoid double-counting)

Agency/Park	Date	Event	Visits (1,000s)
THREE RIVERS PARK DISTRICT: continued			
Elm Creek PR, continued			
	Winter	Winter recreation area (manufactured snow area)	99.0
	Apr 18	Eggstravaganza	0.5
	May 31	Kenya Picnic	0.3
	Jun 22	Williams Syndrome Walk/Run	0.4
	Jun 29	International Union of Operating Engineers Local 49 Picnic	0.5
	Jul 12	Vang Picnic	0.4
	Aug 2	Special Olympics Picnic	0.3
	Aug 10	Grace Fellowship Picnic	0.3
	Aug 15	Boston Scientific Picnic	0.5
	Aug 16	District 279 Foundation Walk/Run	0.7
	Aug 22	Independent School District 279 Walk/Run	0.5
	Sep 6	Parnassus Preparatory Parent Teacher Organization Picnic	0.3
	Oct 11	Autumn Woods Classic	1.4
	Oct 25	Big Woods Halloween	0.5
Fish Lake RP			
	TOTAL		3.1
	Year Long	Formal program visits not counted in regular sample and not part of other special events	0.2
	School Year	School groups at education center	0.3
	Feb 1	Special Olympics Polar Plunge	2.0
	Oct 8	Generation Endurance Walk/Run	0.3
	Sep 14	Pedal, Roll & Stroll for Parkinson's	0.3
Gale Woods Farm			
	TOTAL		31.4
	Year Long	Formal program visits not counted in regular sample and not part of other special events	6.8
	School Year	School groups at education center	12.2
	Apr 18	Spring into Farming	0.3
	Apr 25	Hendrickson Wedding	0.3
	May 10	Trosen Wedding	0.3
	May 24	Saturday Morning on the Farm	0.3
	Jun 13	Brown Wedding	0.3
	Jun 15	Oppenheimer Wedding	0.3
	Jul 6	Alger Wedding	0.3
	Aug 15	Ylitalo Wedding	0.3
	Aug 16	Breakfast on the Farm	0.5
	Aug 16	Welle Wedding	0.3
	Aug 22	Southwest High School Race	0.4
	Sep 4	Hopkins Invite Cross Country Race	2.8
	Sep 6	Hoppe Wedding	0.3
	Sep 16	Westonka High School Race	0.3
	Oct 4	Star of the North Sheepherding Trial	0.4
	Oct 4	Heger Wedding	0.3
	Oct 9	Classic Lake Conference Cross Country Race	1.9
	Oct 14	Minneapolis District Cross Country Race	0.3
	Oct 18	Pachan Wedding	0.3
	Oct 22	Section 6AA Cross Country Race	1.9
	Nov 1	Mound Westonka Rotary Meeting	0.3
Hyland Lake PR			
	TOTAL		240.9
	Year Long	Formal program visits not counted in regular sample and not part of other special events	7.0
	School Year	School groups at education center	17.0
	Winter	Downhill winter recreation area (manufactured snow area)	168.2
	Winter	Cross country winter recreation area (manufactured snow area)	46.0
	May 16	Minnesota Virtual Academy Picnic	0.3
	Aug 12	Rockstead Running Race	0.4
	Sep 13	Filmtec Picnic	0.4
	Sep 25	Independent School District 271 Cross Country Race	1.0
	Sep 27	Party in the Prairie	0.6
Lake Independence RT			
	None		-
Lake Minnetonka RP			
	TOTAL		2.7
	Year Long	Formal program visits not counted in regular sample and not part of other special events	0.4
	School Year	School groups at education center	0.4
	Winter	Snowmobile trail use	1.9
Lake Minnetonka Islands			
	None		-
Lake Minnetonka LRT RT			
	TOTAL		4.8
	May 4	Podium Sports Marketing Race	3.0
	Jul 4	Excelsior Firecracker Race	0.5
	Aug 2	Tour de Tonka Event (split--Dakota Rail RT--Carver and TRPD, Lake Minnetonka LRT RT, Minnesota River Bluffs LRT RT)	0.8

Table 2: Special event counts for 2014

(Note: these events occurred at times that were specifically not sampled to avoid double-counting)

Agency/Park	Date	Event	Visits (1,000s)
THREE RIVERS PARK DISTRICT: continued			
Lake Minnetonka LRT RT, continued			
	Sep 20	Apple of the Lake Race	0.5
Lake Rebecca PR			
		TOTAL	7.3
	Winter	Snowmobile trail use	1.3
	School Year	School groups at education center	0.1
	Apr 12	Trail Mix Race	0.4
	Jun 7	Liberty Triathlon	0.6
	Jun 29	First Apostolic Lutheran Picnic	0.3
	Jul 12	Local 539 Pipefitter Picnic	0.3
	Jul 26	Loram Picnic	0.5
	Aug 2	Grace Full Gospel Picnic	0.4
	Aug 2	Heartland Food Picnic	0.3
	Aug 3	Living Word Church Picnic	2.0
	Aug 9	Gujarati Samaj of Minnesota Picnic	0.5
	Aug 16	Sherman Associates Picnic	0.6
The Landing SRF			
		TOTAL	24.9
	Year Long	Formal program visits not counted in regular sample and not part of other special events	6.5
	Year Long	Total visitation to events greater than 300 attendees	4.5
	School Year	School groups at education center	9.5
	May 26	Memorial Day Weekend Event	0.3
	Jul 4	Independence Day 1889	0.3
	Jul 19	Minnesota River Arts Festival	1.5
	Jul 20	Minnesota River Arts Festival	1.1
	Oct 18	Old Fashioned Trick-or-Treat	0.6
	Dec 20	Folkways of the Holidays	0.6
Luce Line RT			
		TOTAL	0.5
	May 10	Bike MS Twin Cities Ride (split--Cedar Lake RT, Central Mississippi Riverfront RP, Victory Memorial Parkway RT, Luce Line RT--Three Rivers)	0.2
	Sep 6	Anderson Race Management Event	0.3
Medicine Lake RT			
		TOTAL	1.6
	May 10	Maple Grove Half Marathon	1.3
	Sep 13	Ray's Run	0.3
Minnesota River Bluffs LRT RT			
		TOTAL	0.8
	Aug 2	Tour de Tonka Event (split--Dakota Rail RT--Carver and TRPD, Lake Minnetonka LRT RT, Minnesota River Bluffs LRT RT)	0.8
Nine Mile Creek RT			
		None	-
Noerenberg Gardens SRF			
		None	-
North Cedar Lake LRT RT			
		None	-
North Mississippi RP			
		TOTAL	8.0
	Year Long	Formal program visits not counted in regular sample and not part of other special events	2.2
	School Year	School groups at education center	5.8
Northeast Diagonal RT			
		None	-
Rush Creek RT			
		TOTAL	0.5
	Jun 14	Spud Run	0.5
Shingle Creek RT			
		None	-
Silverwood SRF			
		TOTAL	15.5
	Year Long	Formal program visits not counted in regular sample and not part of other special events	6.1
	School Year	School groups at education center	1.6
	Apr 12	Egg Hunt	0.7
	May 10	D'Souza Wedding	0.3
	May 21	Gallery Reception	0.8
	May 22	Gallery Reception	0.8
	Jun 14	Spaude Wedding	0.3
	Jun 28	Boe Wedding	0.3
	Sep 20	Field Trip	2.9
	Oct 26	East Side Food Co-Op	0.3
	Nov 20	Silberschmidt Wedding	0.3
	Nov 22	Sustainability Fair	0.4
	Dec 6	Duffey Wedding	0.3
	Dec 13	Candy Cane Hunt	0.4

Table 2: Special event counts for 2014

(Note: these events occurred at times that were specifically not sampled to avoid double-counting)

Agency/Park	Date	Event	Visits (1,000s)
THREE RIVERS PARK DISTRICT: continued			
Twin Lakes RT		None	-
WASHINGTON COUNTY:			
Big Marine PR		TOTAL	1.95
May 17		ALS Bike Trek	0.8
Jun 25		YMCA	0.3
Jul 02		YMCA	0.3
Jul 09		YMCA	0.3
Jul 16		YMCA	0.3
Cottage Grove Ravine RP		TOTAL	1.8
Winter		Snowmobile Use	1.8
Hardwood Creek RT		TOTAL	21.5
Winter		Snowmobile Use	18.0
Jun 08		MS 150	3.5
Lake Elmo PR		TOTAL	11.2
Winter		Snowmobile use	1.8
May 10		Oakdale Duathlon	0.5
May 21		Woodbury Lutheran	0.3
Jun 21		Her Family	0.5
Jun 29		Yang Family	0.4
Jul 23		Yang Family	0.3
Jul 27		Hambilton	0.3
Jul 30		Vang Family	0.3
Jul 31		Ultimate Martial Arts	0.3
Aug 06		Yang Family	0.3
Aug 13		Hmong Alliance Church	0.3
Aug 23		Breakaway Kids Tri	0.8
Sep 10		Bluegrass Festival	5.0
Sep 14		Rasmussen	0.3
Pine Point Park RP		TOTAL	1.5
Apr 27		MN Ironman Bicycle Ride	1.5
Square Lake SRF		TOTAL	3.0
May 03		Tri Fitness Race	0.4
Jul 02		Race to Stillwater	1.5
Sep 06		SQL Triathlon	0.5
Sep 07		SQL Triathlon	0.3
Sep 27		Stillwater Log Run	0.3
St. Croix Bluffs RP		TOTAL	4.0
May 18		Apple Blossom Run	0.6
May 24		Her Family	0.3
Jun 28		Yang Family	0.3
Aug 02		Yang Family	0.3
Aug 09		Ceridian Annual Picnic	0.5
Aug 23		Thao Family	0.3
Sep 04		Cross Country Meet	0.9
Sep 09		Cross Country Meet	0.4
Oct 14		Cross Country Meet	0.4

Table 3: Comparison of 2013 and 2014 visitation

Agency	2013 (1,000's)	2014 (1,000's)	# change (1,000's)	% change
Anoka	3,178.2	3,264.4	86.2	2.7%
Bloomington	742.2	700.9	(41.3)	-5.6%
Carver ¹	614.7	1,250.3	635.6	103.4%
Dakota	1,038.0	1,111.7	73.7	7.1%
Minneapolis	15,976.6	16,662.9	686.3	4.3%
Ramsey	4,657.2	4,456.8	(200.4)	-4.3%
St Paul	9,455.6	9,447.2	(8.4)	-0.1%
Scott County	358.9	339.9	(19.0)	-5.3%
Three Rivers (Hennepin Co.)	9,390.4	9,741.8	351.4	3.7%
Three Rivers (Scott County)	325.6	355.1	29.5	9.1%
Washington	1,567.6	1,524.4	(43.2)	-2.8%
Total	47,304.8	48,855.3	1,550.5	3.3%

Notes:

¹ Carver County opened Southwest Regional Trail in 2014.

Table 4: Comparison of 2013 and 2014 park vs. trail visitation

	2013 (1,000's)	2014 (1,000's)	# change (1,000's)	% change	% of all visits in 2014
Trail Visits ¹	12,465.5	13,191.2	725.7	5.8%	27.0%
Park/Reserve/SRF Visits	34,839.4	35,664.2	824.8	2.4%	73.0%
Total Visits	47,304.8	48,855.3	1,550.5	3.3%	100.0%

Notes:

¹ About 80% of all visits to the Minneapolis Chain of Lakes and Anoka County Riverfront RP are trail visits. Mississippi Gorge Regional Park is also more similar to a parkway with a regional trail than a regional park. However, the above trail totals do not include those trail visits.

Values are rounded.

If Mississippi Gorge, Minneapolis Chain of Lakes, and Anoka County Riverfront RP trail visits are included in the regional trail total, 40.6% (19.9 million) of all visits are trail visits.

Table 5: Most-visited regional parks and trails - 2014

Rank by visits	Park/trail	Agency	2014 Visitation (1,000's)	Cumulative percent of total visitation
1	Minneapolis Chain-of-Lakes RP	Minneapolis	5,476.4	11.2%
2	Como RP, Zoo & Conservatory SRF	Saint Paul	4,311.0	20.0%
3	Mississippi Gorge RP	Minneapolis/Saint Paul	2,692.7	25.5%
4	Central Mississippi Riverfront RP	Minneapolis	2,275.8	30.2%
5	Minnehaha RP	Minneapolis	1,686.6	33.7%
6	Phalen-Keller RP	Saint Paul/Ramsey County	1,601.1	36.9%
7	Hyland-Bush-Anderson Lakes PR	Bloomington/Three Rivers	1,590.0	40.2%
8	Nokomis-Hiawatha RP	Minneapolis	1,401.8	43.1%
9	Minnehaha Parkway RT	Minneapolis Minneapolis/	1,313.8	45.7%
10	Cedar Lake RT /Cedar Lake LRT RT	Three Rivers	1,128.5	48.1%
11	Lilydale-Harriet Island-Cherokee Hts RP	Saint Paul	1,002.7	50.1%
12	Battle Creek/Indian Mounds RP	Ramsey County/Saint Paul	1,002.1	52.2%
13	Elm Creek PR	Three Rivers	981.9	54.2%
14	Grass-Vadnais-Snail Lake RP	Ramsey County	735.0	55.7%
15	Bruce Vento RT	Ramsey County/Saint Paul	701.7	57.1%
16	Victory Memorial Parkway RT	Minneapolis	650.3	58.4%
17	Southwest RT	Carver County	639.4	59.7%
18	Kenilworth RT	Minneapolis	634.0	61.0%
19	Bunker Hills RP	Anoka County	622.2	62.3%
20	Lebanon Hills RP	Dakota County	616.2	63.6%
Total			31,063.2	
Percent of 2014 Visitation			63.6%	

Note: Totals rounded.

Table 6: Urban parks visitation - 2014

2014 Visitation	
Agency	(1,000's)
Minneapolis Parks Total	16,662.9
Saint Paul Parks Total	9,447.2
Urban Total	26,110.1
Urban Percentage of 2014 visitation	53.4%

Note: Totals rounded.

Table 7: Como visitation - park and zoo/conservatory

2014 Visitation		2014
Park Unit	(1,000's)	%
Como Zoo & Conservatory SRF ¹	3,414.3	79.2%
Como Park (non-zoo/conservatory visits)	896.7	20.8%
Como Total	4,311.0	100%

Notes:

¹ Como Zoo & Conservatory Special Recreation Feature estimates are based on visitor interviews conducted in 2008 . That data indicated that 79.2% of all Como visitors were primarily visiting the Zoo & Conservatory.

Note: Totals rounded.

Table 8: Visitation estimates by agency for operations and maintenance funding formula purposes - 2014

Agency	2014 Visitation (1,000's)	Percentage of total ¹
Anoka County	3,264.4	6.70%
Bloomington	700.9	1.44%
Carver County	1,250.3	2.57%
Dakota County	1,111.7	2.28%
Minneapolis Park & Recreation Board	16,662.9	34.22%
Ramsey County	4,456.8	9.15%
St Paul	9,447.2	19.40%
Scott County	339.9	0.70%
Three Rivers Park District - Hennepin ²	9,573.6	19.66%
Three Rivers Park District - Scott	355.1	0.73%
Washington County	1,524.4	3.13%
TOTAL	48,687.1	100.00%

Notes:

¹ Percentages are given to the second decimal point for use in the O&M funding formula.

² O&M visitation estimates do not include enterprise facility visitation (downhill skiing at Hyland-Bush-Anderson Lakes PR).

2014 Percentage of total visitation by agency

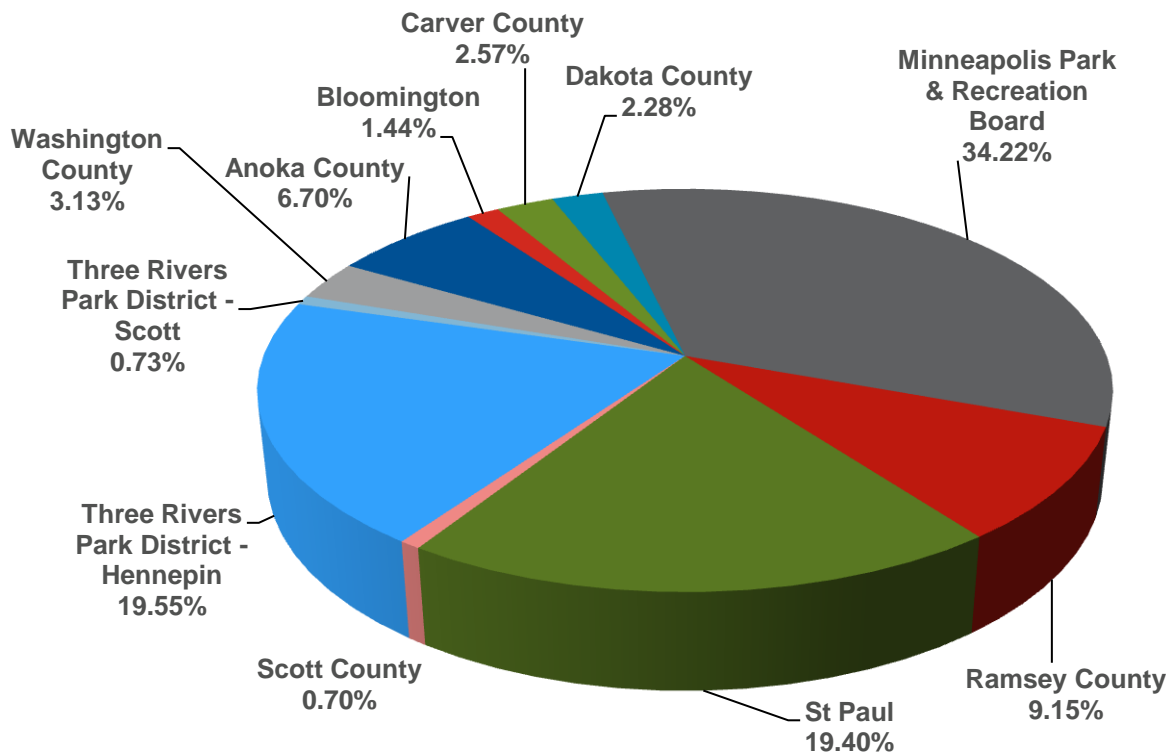


Table 9: Regional Parks System units sample counted 2014

Regional Parks		Park Agency	Regional Trails		Park Agency
1	Anoka County Riverfront RP	Anoka County	1	Bunker Hills-Chain of Lakes RT	Anoka County
2	Bunker Hills RP	Anoka County	2	Central Anoka RT	Anoka County
3	Lake George RP	Anoka County	3	Coon Creek RT	Anoka County
4	Martin-Island-Linwood Lakes RP	Anoka County	4	East Anoka County RT	Anoka County
5	Mississippi West RP	Anoka County	5	Mississippi River RT (Anoka Co)	Anoka County
6	Rum River RP	Anoka County	6	Rice Creek North RT	Anoka County/Ramsey County
7	Coon Rapids Dam RP	Anoka County/Three Rivers	7	Rice Creek West RT	Anoka County/Ramsey County
8	Baylor RP	Carver County	8	Rum River RT	Anoka County
9	Lake Minnewashta RP	Carver County	9	Dakota Rail RT	Carver County/Three Rivers
10	Lake Waconia RP	Carver County	10	Minnesota River Bluffs LRT RT	Carver County/Three Rivers
11	Lake Byllesby RP	Dakota County	11	Southwest RT	Carver County
12	Lebanon Hills RP	Dakota County	12	Big Rivers RT	Dakota County
13	Central Mississippi Riverfront RP	Minneapolis Park & Rec Board	13	Mississippi River RT (Dakota Co)	Dakota County
14	Minneapolis Chain-of-Lakes RP	Minneapolis Park & Rec Board	14	North Urban RT	Dakota County
15	Minnehaha RP	Minneapolis Park & Rec Board	15	Cedar Lake RT	Minneapolis Park & Rec Board
16	Nokomis-Hiawatha RP	Minneapolis Park & Rec Board	16	Columbia Parkway RT	Minneapolis Park & Rec Board
17	Theodore Wirth RP	Minneapolis Park & Rec Board	17	Kenilworth RT	Minneapolis Park & Rec Board
18	Mississippi Gorge RP	Minneapolis/Saint Paul	18	Luce Line RT	Minneapolis/Three Rivers
19	North Mississippi RP	Minneapolis/Three Rivers	19	Minnehaha Parkway RT	Minneapolis Park & Rec Board
20	Bald Eagle-Otter Lake RP	Ramsey County	20	Northeast Diagonal RT	Minneapolis/Three Rivers
21	Long Lake RP	Ramsey County	21	Ridgeway Parkway RT	Minneapolis Park & Rec Board
22	Snail Lake (Grass-Vadnais-Snail) RP	Ramsey County	22	St. Anthony Parkway RT	Minneapolis Park & Rec Board
23	Tony Schmidt RP	Ramsey County	23	Victory Memorial Parkway RT	Minneapolis Park & Rec Board
24	Battle Creek & Indian Mounds RP	Ramsey County/Saint Paul	24	Birch Lake RT	Ramsey County
25	Como RP	Saint Paul	25	Highway 96 RT	Ramsey County
26	Hidden Falls-Crosby Farm RP	Saint Paul	26	Trout Brook RT	Ramsey County
27	Lilydale-Harriet Island & Cherokee Heights RP	Saint Paul	27	Bruce Vento RT	Ramsey County/Saint Paul
28	Phalen-Keller RP	Saint Paul/Ramsey County	28	Samuel Morgan RT	Saint Paul
29	Cedar Lake Farm RP	Scott County	29	Scott County RT	Scott County
30	Spring Lake RP	Scott County	30	Bassett Creek RT	Three Rivers Park District
31	Bryant Lake RP	Three Rivers Park District	31	Cedar Lake LRT RT	Three Rivers Park District
32	Clifton E. French RP	Three Rivers Park District	32	Lake Independence RT	Three Rivers Park District
33	Eagle Lake RP	Three Rivers Park District	33	Lake Minnetonka LRT RT	Three Rivers Park District
34	Fish Lake RP	Three Rivers Park District	34	Medicine Lake RT	Three Rivers Park District
35	Lake Minnetonka Islands RP	Three Rivers Park District	35	Nine Mile Creek RT	Three Rivers Park District
36	Lake Minnetonka RP	Three Rivers Park District	36	North Cedar Lake RT	Three Rivers Park District
37	Cleary Lake RP	Three Rivers (Scott County)	37	Rush Creek RT	Three Rivers Park District
38	Cottage Grove Ravine RP	Washington County	38	Shingle Creek RT	Three Rivers Park District
39	Pine Point RP	Washington County	39	Twin Lakes RT	Three Rivers Park District
40	St. Croix Bluffs RP	Washington County	40	Hardwood Creek RT	Washington County
Park Reserves			Special Recreation Features		
1	Rice Creek Chain-of-Lakes PR	Anoka County	1	Como Conservatory	Saint Paul
2	Miesville Ravine PR	Dakota County	2	Como Zoo	Saint Paul
3	Spring Lake PR	Dakota County	3	Gale Woods	Three Rivers Park District
4	Baker PR	Three Rivers Park District	4	The Landing	Three Rivers Park District
5	Carver PR	Three Rivers Park District	5	Noerenberg Gardens SRF	Three Rivers Park District
6	Crow-Hassan PR	Three Rivers Park District	6	Silverwood SRF	Three Rivers Park District
7	Elm Creek PR	Three Rivers Park District	7	Square Lake SRF	Washington County
8	Lake Rebecca PR	Three Rivers Park District			
9	Hyland-Bush-Anderson Lakes PR	Three Rivers/Bloomington			
10	Murphy-Hanrehan PR	Three Rivers (Scott County)			
11	Big Marine PR	Washington County			
12	Lake Elmo PR	Washington County			
			99 TOTAL UNITS		

Table 10: Comparison of estimated visits from 2008 to 2014

	Visits in 1,000s per year						
	2008	2009	2010	2011	2012	2013	2014
Anoka County	3,269.6	3,280.7	3,269.6	3,380.8	3,152.0	3,178.2	3,264.4
Bloomington	526.8	512.6	610.4	789.4	715.1	742.2	700.9
Carver County	265.0	265.5	307.3	443.9	582.6	614.7	1,250.3
Dakota County	879.6	929.8	932.9	1,047.8	1,034.0	1,038.0	1,111.7
Minneapolis	15,442.4	14,113.0	14,768.1	15,098.8	15,223.9	15,976.6	16,662.9
Ramsey County	3,286.2	3,057.3	3,714.3	4,014.7	4,291.5	4,657.2	4,456.8
Saint Paul	6,649.7	7,229.5	7,628.2	8,552.6	9,710.5	9,455.6	9,447.2
Scott County	259.9	255.1	313.5	319.6	290.0	358.9	339.9
Three Rivers	6,472.6	6,865.8	7,646.7	8,619.3	8,995.1	9,390.4	9,573.6
Three Rivers (Scott County)	302.0	292.0	282.3	345.5	328.5	325.6	355.1
Washington County	1,158.4	1,261.2	1,394.3	1,498.8	1,520.7	1,567.6	1,524.4
REGIONAL TOTALS	38,512.2	38,062.5	40,867.6	44,111.2	45,843.9	47,305.0	48,687.1
% annual increase	-	-1.2%	7.4%	7.9%	3.9%	3.2%	2.9%

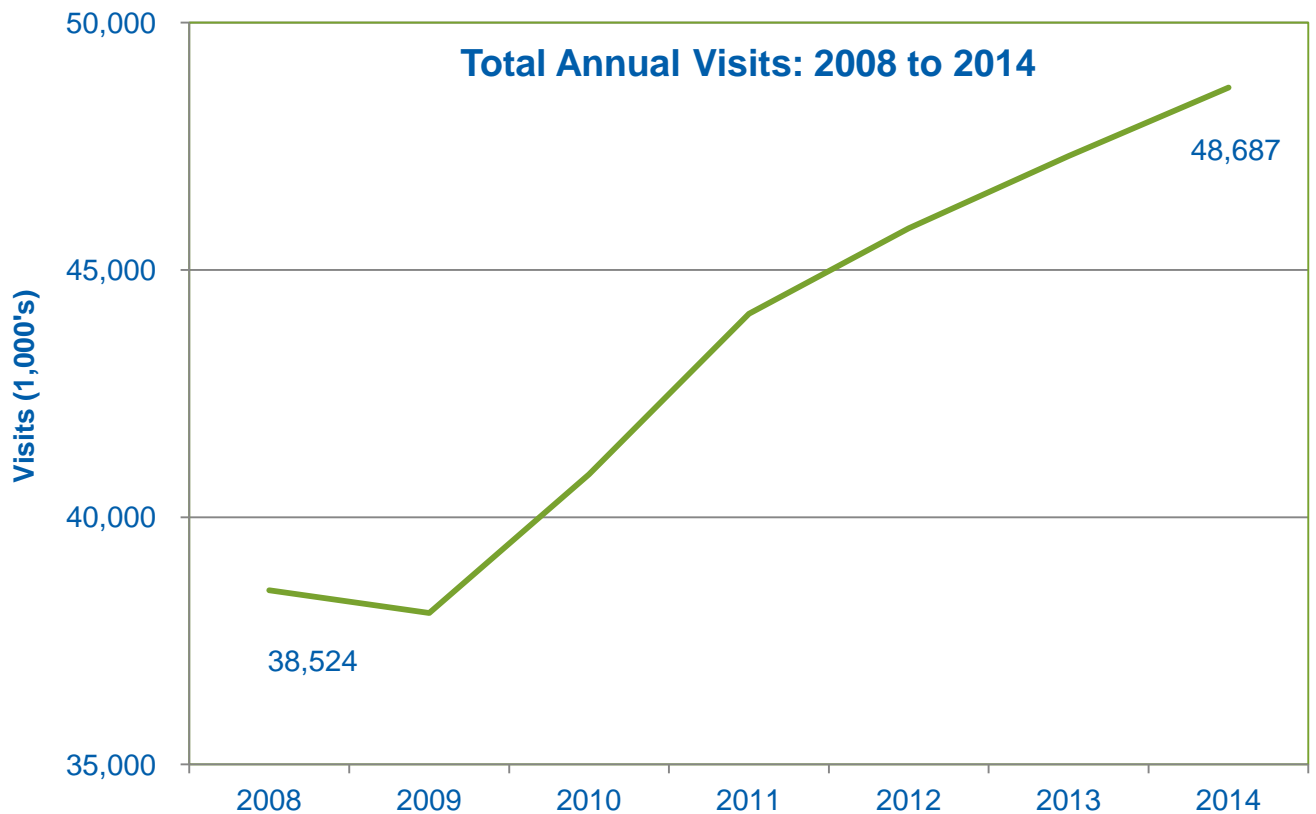


Table 11: Top activities in the Regional Parks System

Activity	% of park activity occasions ¹	# of park activity occasions	% of trail activity occasions	# of trail activity occasions	Total # of activity occasions	% of total visits
		1,000's		1,000's	1,000's	
Walking/hiking	21%	7,489	30%	3,957	11,447	23%
Biking	10%	3,566	45%	5,936	9,502	19%
Swimming ³	16%	5,706	2%	264	5,970	12%
Picnicking	10%	3,566	0%	-	3,566	7%
Relaxing ²	9%	3,210	2%	264	3,474	7%
Jogging/running	5%	1,783	10%	1,319	3,102	6%
Playground use ³	7%	2,496	1%	132	2,628	5%
Dog-walking	5%	1,783	7%	923	2,707	6%
Sunbathing ³	6%	2,140	1%	132	2,272	5%
Fishing ³	6%	2,069	1%	132	2,200	5%
Boating	4%	1,427	0%	-	1,427	3%
Zoo visits (Como)	4%	1,427	0%	-	1,427	3%
In-line skating	2%	713	4%	528	1,241	3%
Camping	2%	713	0%	-	713	1%
Regional Parks			Regional Trails		System-wide	
2014 system-wide visits (in 1,000's of visits)		35,664.2		13,191.2		48,855.3
% of 2014 visits		73%		27%		100%

Notes:

¹ Activity pattern data of regional park and trail visitors was collected in 2008 and published in the *Metropolitan Council Regional Parks and Trails Survey 2008*. The activity patterns were applied to the 2008 visit estimate to generate this table. Visitors could do more than one activity during their visit to a regional park or trail. Each time they participated in an activity, it was considered an activity occasion. Therefore, the total number of activity occasions is greater than the actual number of visits.

² "Relaxing" was a general activity on a list of activities that park visitors used to indicate what they did during their park visit. This activity was not specifically defined.

³ For trail visits, survey respondents indicated that the trails were providing access to these activities. For example, 2% of trail visits provided access to swimming and 1% of trail visits provided access to fishing.

Table 12: Visitor origin by agency ¹

Agency	Total visits (1,000s)	Number and percent of visits from people who live in the following agency jurisdictions: (in 1,000s)												
		Anoka County	Bloomington	Carver County	Dakota County	Minneapolis	Ramsey County	St Paul	Scott County	Three Rivers (Hennepin)	Washington County	Greater MN	Out of state	Outside of US
ANOKA COUNTY														
Total Visitation	3,264.4	1,852.0	8.1	4.1	32.6	134.3	643.1	77.3	4.1	232.0	57.0	142.5	77.3	-
Visitation by Percentage	6.7%	56.7%	0.2%	0.1%	1.0%	4.1%	19.7%	2.4%	0.1%	7.1%	1.7%	4.4%	2.4%	0.0%
BLOOMINGTON														
Total Visitation	700.9	5.4	381.8	7.2	34.1	46.6	5.4	17.9	37.6	129.1	3.6	7.2	23.3	1.8
Visitation by Percentage	1.4%	0.8%	54.5%	1.0%	4.9%	6.6%	0.8%	2.6%	5.4%	18.4%	0.5%	1.0%	3.3%	0.3%
CARVER COUNTY														
Total Visitation	1,250.3	9.7	19.3	596.2	64.5	35.4	3.2	6.4	64.5	254.6	3.2	170.8	22.6	-
Visitation by Percentage	2.6%	0.8%	1.5%	47.7%	5.2%	2.8%	0.3%	0.5%	5.2%	20.4%	0.3%	13.7%	1.8%	0.0%
DAKOTA COUNTY														
Total Visitation	1,111.7	8.2	21.8	2.7	715.7	61.2	21.8	125.2	10.9	39.5	23.1	44.9	36.7	-
Visitation by Percentage	2.3%	0.7%	2.0%	0.2%	64.4%	5.5%	2.0%	11.3%	1.0%	3.5%	2.1%	4.0%	3.3%	0.0%
MINNEAPOLIS PARK & REC BOARD														
Total Visitation	16,662.9	347.9	367.3	38.7	425.3	8,698.7	386.6	831.2	77.3	4,600.7	77.3	135.3	637.9	38.7
Visitation by Percentage	34.1%	2.1%	2.2%	0.2%	2.6%	52.2%	2.3%	5.0%	0.5%	27.6%	0.5%	0.8%	3.8%	0.2%
RAMSEY COUNTY														
Total Visitation	4,456.8	421.2	5.7	5.7	51.2	79.7	2,390.6	1,007.5	-	108.1	233.4	51.2	96.8	5.7
Visitation by Percentage	9.1%	9.5%	0.1%	0.1%	1.1%	1.8%	53.6%	22.6%	0.0%	2.4%	5.2%	1.1%	2.2%	0.1%
SAINT PAUL														
Total Visitation	9,447.2	282.4	47.1	23.5	847.1	682.4	729.4	4,764.8	47.1	447.1	694.1	317.7	517.7	47.1
Visitation by Percentage	19.3%	3.0%	0.5%	0.2%	9.0%	7.2%	7.7%	50.4%	0.5%	4.7%	7.3%	3.4%	5.5%	0.5%
SCOTT COUNTY / THREE RIVERS														
Total Visitation	695.0	-	10.4	4.6	134.6	6.9	1.2	2.3	481.0	18.4	2.3	21.9	10.4	1.2
Visitation by Percentage	1.4%	0.0%	1.5%	0.7%	19.4%	1.0%	0.2%	0.3%	69.2%	2.6%	0.3%	3.1%	1.5%	0.2%
THREE RIVERS PARK DISTRICT														
Total Visitation	9,741.8	598.7	223.2	476.9	121.8	1,045.2	91.3	81.2	162.4	6,119.1	40.6	548.0	203.0	30.4
Visitation by Percentage	19.9%	6.1%	2.3%	4.9%	1.3%	10.7%	0.9%	0.8%	1.7%	62.8%	0.4%	5.6%	2.1%	0.3%
WASHINGTON COUNTY														
Total Visitation	1,524.4	88.6	5.8	-	63.6	27.0	134.9	129.1	3.9	32.8	855.7	90.6	90.6	1.9
Visitation by Percentage	3.1%	5.8%	0.4%	0.0%	4.2%	1.8%	8.8%	8.5%	0.3%	2.1%	56.1%	5.9%	5.9%	0.1%
TOTAL VISITATION	48,855.3	3,614.1	1,090.5	1,159.6	2,490.4	10,817.5	4,407.5	7,043.0	888.6	11,981.2	1,990.3	1,529.9	1,716.1	126.7
TOTAL VISITATION by PERCENTAGE	100.0%	7.4%	2.2%	2.4%	5.1%	22.1%	9.0%	14.4%	1.8%	24.5%	4.1%	3.1%	3.5%	0.3%

NOTES:

All visits are listed in units of 1,000.

Local visits are defined as visits to a park by visitors who reside in that park agency's jurisdiction. Local visits for each agency are in bold and are highlighted.

¹ Visitor origin data is from the *Metropolitan Council Regional Parks and Trails Survey 2008*. Percentages were adjusted to disregard "unknown" visitor origin and therefore may differ slightly from the survey report.

Three Rivers Park District owns and operates two regional parks in Scott County. The amounts shown in this table reflect visits to park and trail units located in Scott County regardless of managing entity.

Table 13: Local and non-local visits by agency

Agency	Total visits (1,000s)	Number and percent of visits from people who live in the following agency jurisdictions: (in 1,000s)				
		Local Visits	Non-Local Visits			
			Regional	Greater MN	Out of state	Outside of US
ANOKA COUNTY						
Total Visitation	3,264.35	1,852.0	1,192.6	142.5	77.3	-
Visitation by Percentage	6.7%	56.7%	36.5%	4.4%	2.4%	0.0%
BLOOMINGTON						
Total Visitation	700.88	381.8	286.8	7.2	23.3	1.8
Visitation by Percentage	1.4%	54.5%	40.9%	1.0%	3.3%	0.3%
CARVER COUNTY						
Total Visitation	1,250.34	596.2	460.82	170.8	22.6	-
Visitation by Percentage	2.6%	47.7%	36.9%	13.7%	1.8%	0.0%
DAKOTA COUNTY						
Total Visitation	1,111.69	715.7	314.3	44.9	36.7	-
Visitation by Percentage	2.3%	64.4%	28.3%	4.0%	3.3%	0.0%
MINNEAPOLIS PARK & RECREATION BOARD						
Total Visitation	16,662.92	8,698.7	7,152.3	135.3	637.9	38.7
Visitation by Percentage	34.1%	52.2%	42.9%	0.8%	3.8%	0.2%
RAMSEY COUNTY						
Total Visitation	4,456.77	2,390.6	1,912.5	51.2	96.8	5.7
Visitation by Percentage	9.1%	53.6%	42.9%	1.1%	2.2%	0.1%
SAINT PAUL						
Total Visitation	9,447.21	4,764.8	3,800.1	317.7	517.7	47.1
Visitation by Percentage	19.3%	50.4%	40.2%	3.4%	5.5%	0.5%
SCOTT COUNTY / THREE RIVERS						
Total Visitation	695.00	481.0	180.7	21.9	10.4	1.2
Visitation by Percentage	1.4%	69.2%	26.0%	3.1%	1.5%	0.2%
THREE RIVERS PARK DISTRICT						
Total Visitation	9,741.79	6,119.1	2,841.4	548.0	203.0	30.4
Visitation by Percentage	19.9%	62.8%	29.2%	5.6%	2.1%	0.3%
WASHINGTON COUNTY						
Total Visitation	1,524.39	855.7	485.6	90.6	90.6	1.9
Visitation by Percentage	3.1%	56.1%	31.9%	5.9%	5.9%	0.1%
TOTAL VISITATION	48,855.3	26,855.5	18,627.0	1,529.9	1,716.1	126.7
TOTAL VISITATION by PERCENTAGE	100.0%	55.0%	38.1%	3.1%	3.5%	0.3%

NOTES:

All visits are listed in units of 1,000.

Local visits are defined as visits to a park by visitors who reside in that park agency's jurisdiction. Local visits for each agency are in bold and are highlighted.

Visitor origin data is from the *Metropolitan Council Regional Parks and Trails Survey 2008*. Percentages were adjusted to disregard "unknown" visitor origin and therefore may differ slightly from the survey report.

Acknowledgements

The Metropolitan Regional Parks System is owned and operated by 10 city, county, or special park districts. Each agency is responsible for conducting the annual counts for their respective Regional Parks System units. The 2014 annual use estimate counts amounted to over 4,200 staff hours across the 10 agencies, along with significant time dedicated to staff training and oversight. Without the help of the 10 agencies, the annual use estimate would not be possible. The agencies and their count supervisors are as follows:

Anoka County—Cindy Bornetun
City of Bloomington—Mark Morris
Carver County—Sam Pertz
Dakota County—Doug Gross
Minneapolis Park and Recreation Board—Ginger Cannon
Ramsey County—Jennifer Fink
City of Saint Paul—Eric Thompson
Scott County—Patricia Freeman and Thomas Mercier
Three Rivers Park District—Thomas Mercier
Washington County—Lori Myers



390 Robert North
Saint Paul, MN 55101-1805

651.602.1000
TTY 651.291.0904
public.info@metc.state.mn.us
metro council.org

Follow us on:
twitter.com/metcouncilnews
facebook.com/MetropolitanCouncil
youtube.com/MetropolitanCouncil