


*old  
man*

# FERGUS FALLS STATE HOSPITAL

## FERGUS FALLS, MINNESOTA

ACCREDITED  
By The  
JOINT COMMISSION ON ACCREDITATION OF HOSPITALS





A REPORT  
TO THE  
*MINNESOTA STATE LEGISLATURE*

STATE CAPITOL  
ST. PAUL, MINNESOTA

1971

## CONTENTS

	Page
FERGUS FALLS STATE HOSPITAL TREATMENT ROLE CHANGES ..... 1 - 2 THROUGH ADDITION OF PROGRAMS FOR THE MENTALLY RETARDED AND INEBRIATE	
A MEMBER OF THE COMMUNITY MENTAL HEALTH TEAM..... 3 (Receiving District Map)	
1971 - 1973 BIENNIAL BUDGET REQUEST..... 4	
1971 - 1973 BIENNIAL BUDGET REQUEST (Graph)..... 5	
1969 - 1970 HOSPITAL POPULATION STATISTICS (Graph)..... 6	
1969 - 1970 HOSPITAL ADMISSION STATISTICS (Graph)..... 7	
1972 PROJECTED AVERAGE DAILY HOSPITAL POPULATION (Graph)..... 8	

FERGUS FALLS STATE HOSPITAL TREATMENT ROLE CHANGES THROUGH ADDITION  
OF PROGRAMS FOR THE MENTALLY RETARDED AND INEBRIATE

The year 1970 was one of significant change as far as the role of the Fergus Falls State Hospital is concerned. For the eighty years since its inception, this hospital has served primarily the mentally ill. In response to the intent of the legislature, the hospital, in 1969, adopted the concept of multi-purpose hospitals serving smaller regions by establishing new programs for the mentally retarded and the inebriate.

1970 was the first year to indicate the impact of this change in provision of services. Whereas in 1969 we admitted 777 patients primarily for treatment of mental illness, in 1970 we admitted for treatment 591 mentally ill, 186 mentally retarded, and 360 inebriate patients for a total of 1,137. The geographic breakdown for these figures is as follows: MENTALLY ILL - 219 admissions from the nine county Lakeland area, 219 admissions from the ten county Upper Mississippi-Northern Pines area, 114 admissions from the seven county Northwest area, and 39 adolescent admissions from the total 26 county area. MENTALLY RETARDED - 186 admissions from the 16 counties of the Lakeland and Northwest areas. INEBRIATE - 360 admissions from the 16 counties of the Lakeland and Northwest areas.

During 1971, Brainerd State Hospital will begin programs for the mentally ill and the inebriate patient from the ten counties of the Upper Mississippi-Northern Pines area. During the same period, we will initiate additional programs at the Fergus Falls State Hospital for the remaining disability groupings of mentally retarded from the Lakeland and Northwest areas. As a consequence, our admissions for 1971 will show further decrease for the mentally ill, increase for the mentally retarded, and little change for

the inebriate patient population.

Our present population at the Fergus Falls State Hospital is 338 mentally ill, 220 mentally retarded, and 49 inebriate patients. In 1972, projections indicate we will have 250 mentally ill, 350 mentally retarded, and 50 inebriate patients.

This change in program requires a tremendous amount of staff education, re-modeling of physical facilities, changes in supply and equipment needs, increased need for volunteers in new as well as the more familiar services, and a change in general orientation to increased emphasis on training and education.

Despite the additional burden that such change brings to hospital and community staff, we are very optimistic about the future. The reduction of our receiving area from 26 to 16 counties presents greater opportunity for closer working relationships between the hospital and community agencies. This reduced receiving area and the fact that we are serving all categories of mentally disabled will make the hospital more accessible for patients seeking admission and for visitors. It will also reduce travel time for community and hospital staff.

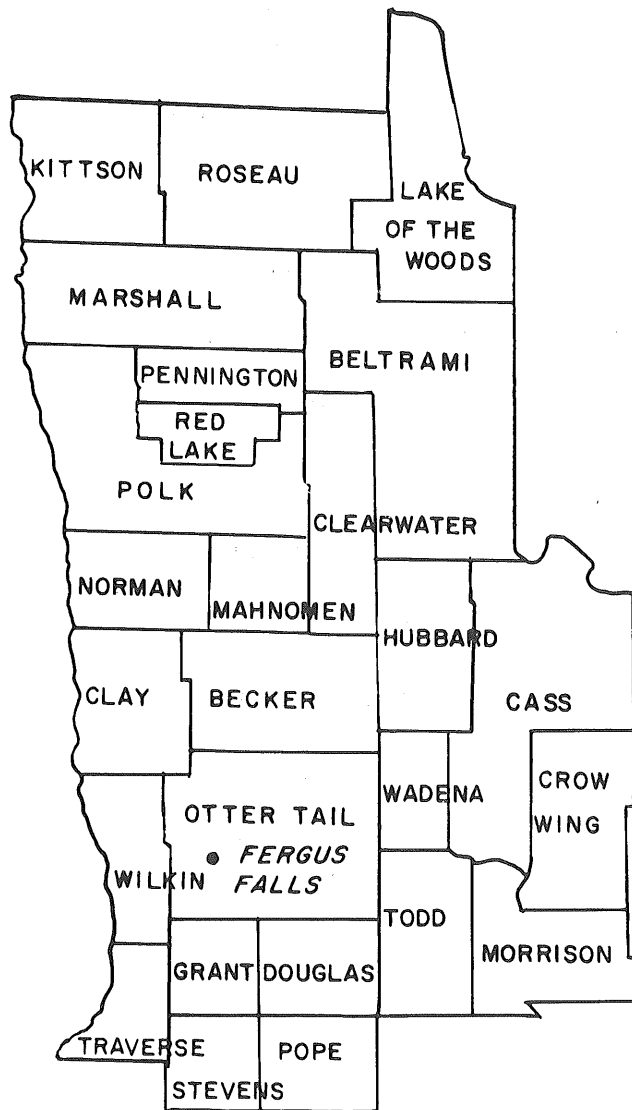
The challenge of providing services based upon need rather than upon legal or medical definition and a cooperative effort to assess whether particular services are best provided by the community or the hospital is now before us. Our staff looks forward to continued cooperation with families, community agencies, and interested citizens to meet that challenge in providing the optimum of treatment and prevention of mental disabilities.

Respectfully submitted,

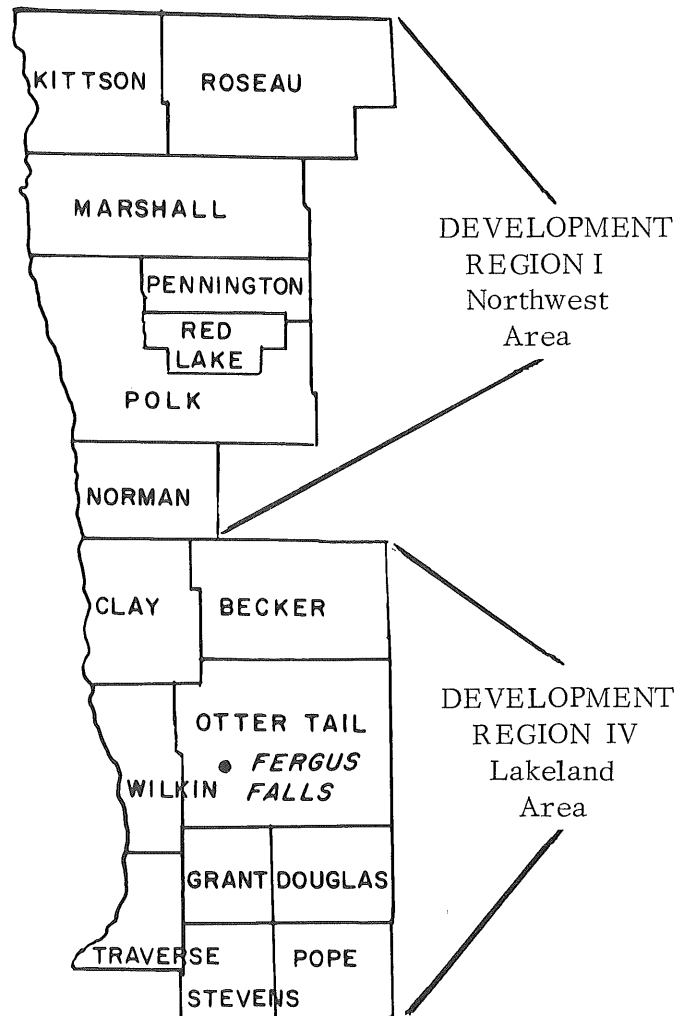
Jeannette L. Baker, M.D.  
Medical Director  
Fergus Falls State Hospital

Robert F. Hoffmann  
Administrator  
Fergus Falls State Hospital

A MEMBER OF THE COMMUNITY MENTAL HEALTH TEAM  
FERGUS FALLS STATE HOSPITAL RECEIVING DISTRICT



CURRENT RECEIVING DISTRICT  
26 Counties  
1970 Population - 441,800



PROPOSED RECEIVING DISTRICT  
16 Counties \*  
1970 Population - 277,528

\*Providing needed hospital services by January 1, 1972  
to all categories of the mentally disabled within this area.



THE LAKE REGION SHELTERED WORKSHOP AT FERGUS FALLS OFFERS JOB TRAINING FOR THE HANDICAPPED THAT PROVIDES NEW OPPORTUNITIES FOR PAID COMPETITIVE EMPLOYMENT FOR PATIENTS AT THE FERGUS FALLS STATE HOSPITAL



THE MENTAL RETARDATION TREATMENT PROGRAM WHICH WAS ESTABLISHED AT THE FERGUS FALLS STATE HOSPITAL IN 1969 PROVIDES BASIC LEARNING OPPORTUNITIES WHICH ALLOW EACH STUDENT TO DEVELOP TO THE MAXIMUM OF HIS ABILITY



FERGUS FALLS STATE HOSPITAL  
1971 - 1973 BIENNIAL BUDGET REQUEST

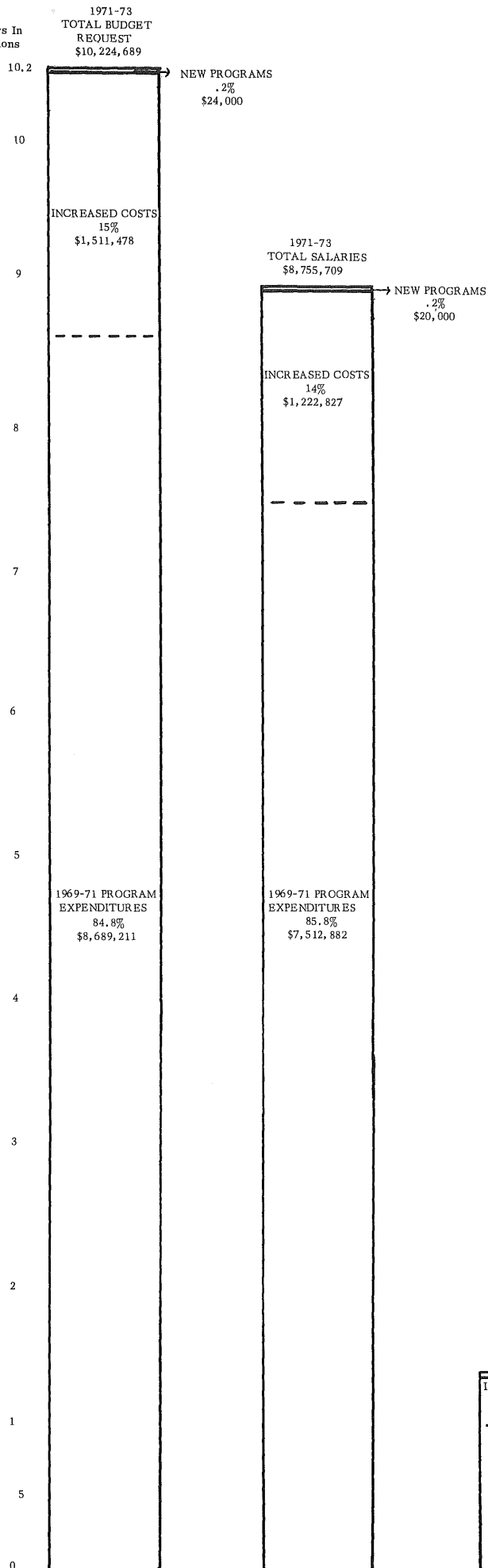
	<u>1969-71</u> <u>EXPENDITURE</u>	<u>1971-73</u> <u>REQUEST</u>	<u>INCREASE</u> <u>OVER 1969-71</u>
SALARIES (477 employment positions*)	\$7,512,882	\$8,755,709	\$1,242,827
CURRENT EXPENSES	\$1,034,513	\$1,285,402	\$ 250,889
REPAIRS & REPLACEMENTS	\$ 116,816	\$ 156,078	\$ 39,262
SPECIAL EQUIPMENT	<u>\$ 25,000</u>	<u>\$ 27,500</u>	<u>\$ 2,500</u>
TOTAL	\$8,689,211	\$10,224,689	\$1,535,478

\*Decrease of 10 employment positions from last  
biennium's approved compliment

Dollars In  
Millions

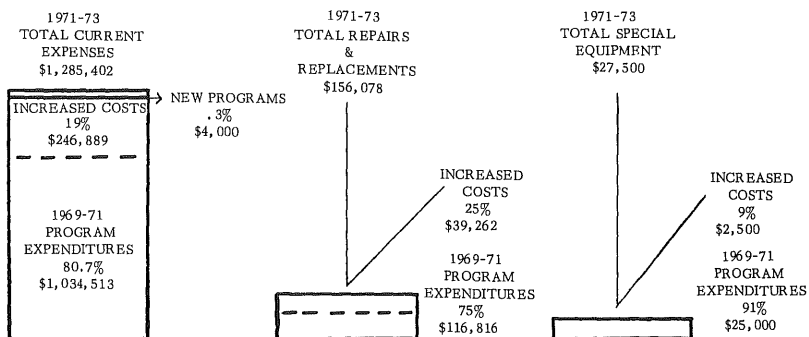
# FERGUS FALLS STATE HOSPITAL

1971-1973 BIENNIAL BUDGET REQUEST



## BUDGET REQUEST

NOTE: 15% of the 15.2% increase in the 1971-73 Budget Request is the result of Increased Costs (inflation). New Programs call for an increase of only .2%. Current Expense, Repairs & Replacements, and Special Equipment comprise a minor portion of the total budget. Since it takes people to provide services to people, Salaries represent the major expenditure in the hospital's budget.



# FERGUS FALLS STATE HOSPITAL

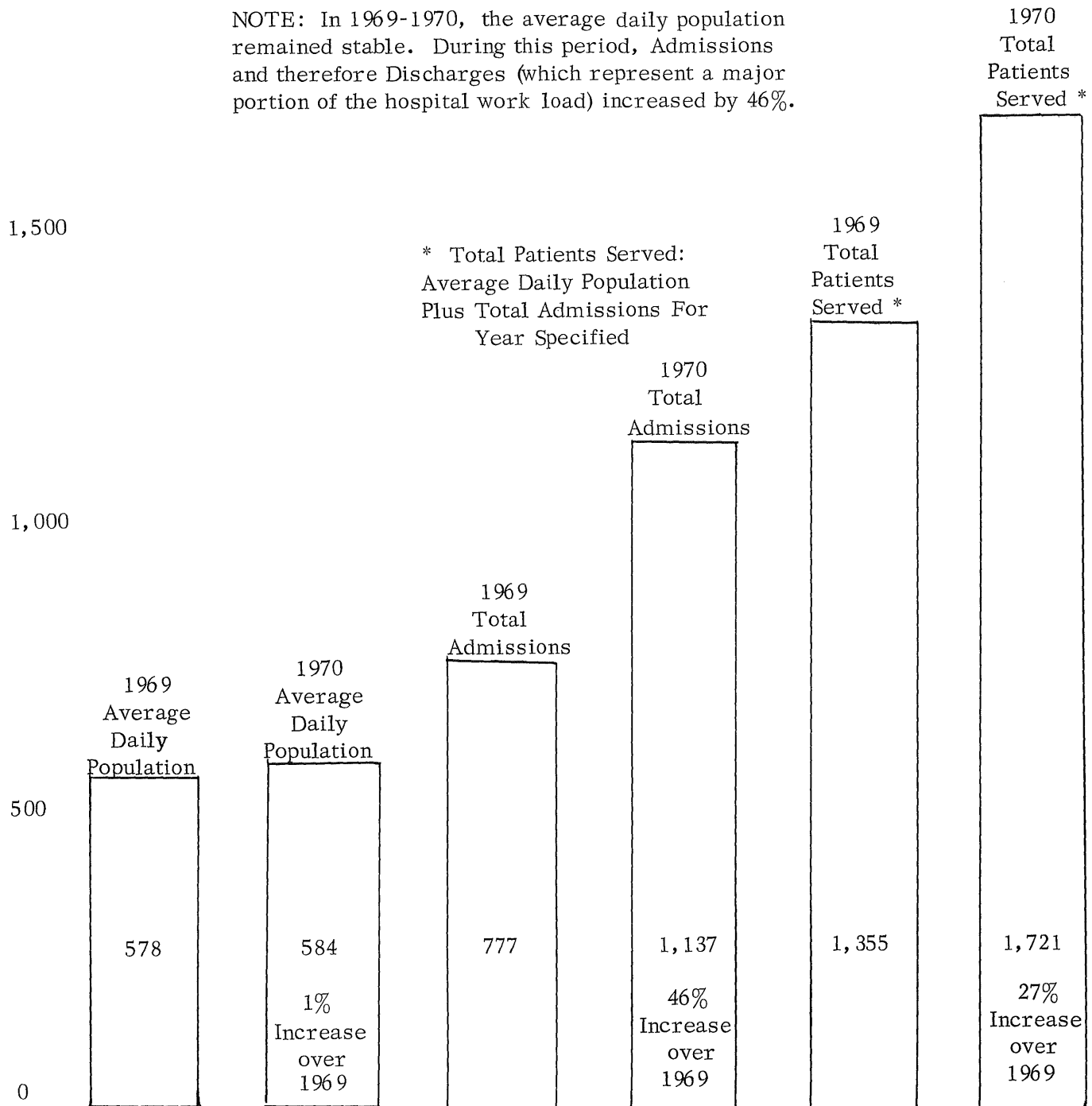
1969 - 1970 Hospital Population Statistics

Number  
of  
Patients

2,000

## HOSPITAL POPULATION

NOTE: In 1969-1970, the average daily population remained stable. During this period, Admissions and therefore Discharges (which represent a major portion of the hospital work load) increased by 46%.





Number  
of  
Patients  
1000

# FERGUS FALLS STATE HOSPITAL

1969 - 1970 Hospital Admission Statistics

## ADMISSIONS

- During 1969-70
- NOTE: 1. Mental Illness (MI) Admissions decreased slightly.
2. Mental Retardation (MR) Admissions have caused new program development.
3. Inebriate Admissions for alcohol and drug addiction were very high showing a program of short term intensive treatment which requires major staff investment.

500

400


300

200


100

0


1969  
MI  
Admissions




1970  
MI  
Admissions



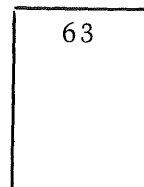
1969  
MR  
Admissions




1970  
MR  
Admissions



1969  
Inebriate  
Admissions



1970  
Inebriate  
Admissions



MR Program  
opened in  
Jan. - 1969  
Inebriacy  
Program opened  
in Oct. - 1969

# PROJECTED HOSPITAL POPULATION

## FERGUS FALLS STATE HOSPITAL

1972 Projected Average Daily Hospital Population

Number  
of  
Patients

1972  
Projected  
Average  
Daily  
Total  
Patient  
Population

700

600

500

400

300

200

100

0

MR - Mentally Retarded  
MI - Mentally Ill

NOTE: in 1972, the hospital's major population group will be the Mentally Retarded which will require that the hospital develop new and expanded education programs for this disability group.

1972  
Projected  
Average  
Daily  
MR  
Patient  
Population

350

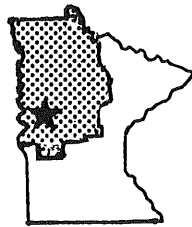
1972  
Projected  
Average  
Daily  
MI  
Patient  
Population

250

1972  
Projected  
Average  
Daily  
Inebriate  
Patient  
Population

50

FERGUS FALLS STATE HOSPITAL



Serving Northwestern  
and  
West Central Minnesota  
Since 1890