



We all have a stake in **A10B**

2014 Transit Report: A Guide to Minnesota's Public Transit Systems

February 2015



2014 Transit Report: A Guide to Minnesota's Public Transit Systems

FEBRUARY 2015

Prepared by the Minnesota Department of Transportation
with assistance from the Metropolitan Council
in compliance with Minnesota Statutes, Section 174.247

Minnesota Department of Transportation
Office of Transit
395 John Ireland Boulevard, MS 430
Saint Paul, MN 55155-1899
651.366.4191

This report is available online at www.mndot.gov/transit/reports/transitreports/2014/

To request this document in an alternative format, please call 651-366-4718 or 1-800-657-3774 or email
ADArequest.dot@state.mn.us.

This page intentionally left blank.

Legislative Request

This report is issued to comply with Minnesota Statutes, Section 174.24. The cost of preparing this report is \$12,000. The following table details where specific items requested in legislation are found in the report.

Legislative specifications	Report section	Page
By February 15 annually, the commissioner shall submit a report to the legislature on transit services outside the metropolitan area. The Metropolitan Council and any public transit system receiving assistance under section 174.24 shall provide assistance in creating the report, as requested by the commissioner. The report must include, at a minimum, the following:		
(1) a descriptive overview of public transit in Minnesota;	State of the Industry	2
(2) a descriptive summary of funding sources and assistance programs;	State of the Industry	3
(3) a summary of each public transit system receiving assistance under section 174.24;	Transit Fact Sheets	17
(4) financial data that identifies for each public transit system and for each transit system classification under section 174.24, subdivision 3b:		
(i) the operating and capital costs;	Financial Statistics	103
(ii) each of the funding sources used to provide financial assistance; and	Financial Statistics	103
(iii) for federal funds, the amount from each specific federal program under which funding is provided;	State of the Industry Financial Statistics	3 103
(5)a summary of the differences in program implementation requirements and aid recipient eligibility between federal aid and state sources of funds;	State of the Industry	10
(6) in each odd-numbered year, an analysis of public transit system needs and operating expenditures on an annual basis, which must include a methodology for identifying monetary needs, and calculations of:		
(i) the total monetary needs for all public transit systems, for the year of the report and the ensuing five years;	State of the Industry	10
(ii) the total expenditures from local sources for each transit system classification;	Financial Statistics	103
(iii) the comprehensive transit assistance percentage for each transit system classification, which equals the expenditures identified under clause (7), item (ii), for a transit system classification, divided by the amounts identified under subitem (A), plus the sum of state sources of funds plus federal funds provided to all transit systems in that classification; and	Financial Statistics	103
(iv) the amount of surplus or insufficient funds available for paying capital and operating costs to fully implement the greater Minnesota transit investment plan under section 174.24, subdivision 1a.	State of the Industry	10

Contents

STATE OF THE INDUSTRY	1	RAINBOW RIDER TRANSIT	54
INTRODUCTION	2	RED LAKE TRANSIT.....	55
FEDERAL AND STATE FUNDING FOR TRANSIT	3	RENNVILLE COUNTY HEARTLAND EXPRESS.....	56
2013 MAJOR ACCOMPLISHMENTS.....	7	RIVERRIDER PUBLIC TRANSIT	57
PREPARING FOR THE FUTURE.....	10	ROCHESTER PUBLIC TRANSIT: REGULAR ROUTE BUS.....	58
CONCLUSION.....	13	ROCHESTER PUBLIC TRANSIT: DIAL-A-RIDE	59
TRANSIT SYSTEM FACT PAGES	16	ROCK COUNTY HEARTLAND EXPRESS.....	60
ALBERT LEA TRANSIT	17	ST. CLOUD METRO BUS: REGULAR ROUTE BUS	61
ARROWHEAD TRANSIT	18	ST. CLOUD METRO BUS: DIAL-A-RIDE.....	62
AUSTIN-MOWER COUNTY AREA TRANSIT	19	ST. PETER TRANSIT	63
BECKER COUNTY.....	20	SEMCAC.....	64
BENSON HEARTLAND EXPRESS.....	21	STEELE COUNTY AREA TRANSIT	65
BRAINERD & CROW WING PUBLIC TRANSIT	22	STEWARTVILLE HEARTLAND EXPRESS	66
BROWN COUNTY HEARTLAND EXPRESS.....	23	THREE RIVERS HIAWATHALAND TRANSIT	67
CHISAGO-ISANTI COUNTY HEARTLAND EXPRESS	24	TIMBER TRAILS PUBLIC TRANSIT	68
DULUTH TRANSIT AUTHORITY: REGULAR ROUTE BUS	25	TRAILBLAZER TRANSIT.....	69
DULUTH TRANSIT AUTHORITY: STRIDE	26	TRANSIT ALTERNATIVES	70
EAST GRAND FORKS TRANSIT: REGULAR ROUTE BUS.....	27	TRI-CAP TRANSIT CONNECTION.....	71
EAST GRAND FORKS TRANSIT: DIAL-A-RIDE	28	TRI-VALLEY HEARTLAND EXPRESS.....	72
FAR NORTH PUBLIC TRANSIT.....	29	WADENA COUNTY FRIENDLY RIDER	73
FARIBAULT COUNTY PRAIRIE EXPRESS	30	WATONWAN TAKE ME THERE	74
FOND DU LAC BAND TRANSIT	31	WESTERN COMMUNITY ACTION: COMMUNITY TRANSIT	75
FOSSTON TRANSIT.....	32	WINONA TRANSIT SERVICE.....	76
GRANITE FALLS HEARTLAND EXPRESS	33	LAKER LINES	77
HIBBING AREA TRANSIT	34	MAPLE GROVE TRANSIT	78
HUBBARD COUNTY HEARTLAND EXPRESS.....	35	METRO MOBILITY.....	79
KANDIYOHI AREA TRANSIT	36	METRO TRANSIT: COMMUTER RAIL	80
LA CRESCENT APPLE EXPRESS.....	37	METRO TRANSIT: LIGHT RAIL	81
LE SUEUR HEARTLAND EXPRESS	38	METRO TRANSIT: REGULAR ROUTE BUS	82
LINCOLN COUNTY HEARTLAND EXPRESS.....	39	MET COUNCIL CONTRACTED SERVICES: REGULAR ROUTE BUS	83
MAHNOMEN COUNTY HEARTLAND EXPRESS	40	MET COUNCIL CONTRACTED SERVICES: TRANSIT LINK	84
MANKATO-GREATER MANKATO TRANSIT	41	MET COUNCIL CONTRACTED SERVICES: VANPOOL	85
MARTIN COUNTY TRANSIT.....	42	MINNESOTA VALLEY TRANSIT AUTHORITY.....	86
MEEKER COUNTY PUBLIC TRANSIT	43	PLYMOUTH METROLINK.....	87
MOORHEAD MAT: REGULAR ROUTE BUS	44	SHAKOPEE TRANSIT	88
MOORHEAD MAT: PARATRANSIT	45	SOUTHWEST TRANSIT.....	89
MORRIS TRANSIT	46	UNIVERSITY OF MINNESOTA TRANSIT	90
MURRAY COUNTY HEARTLAND EXPRESS.....	47	JEFFERSON LINES	91
NORTH STAR LINK.....	48	LAND TO AIR EXPRESS.....	92
PAUL BUNYAN TRANSIT	49	ELDERLY AND PERSONS WITH DISABILITIES CAPITAL PROGRAM	93
PINE RIVER RIDE WITH US BUS	50	FINANCIAL STATISTICS	100
PIPESTONE COUNTY TRANSIT.....	51	GREATER MINNESOTA 2013 OPERATING EXPENDITURES	102
PRAIRIE FIVE RIDES	52	GREATER MINNESOTA 2013 CAPITAL EXPENDITURES	106
PRAIRIELAND TRANSIT SYSTEM.....	53	GREATER MINNESOTA 2014 OPERATING BUDGET	108

Contents, continued

TWIN CITIES METROPOLITAN AREA 2013 OPERATING EXPENDITURES	111
TWIN CITIES METROPOLITAN AREA 2013 CAPITAL EXPENDITURES	112
TWIN CITIES METROPOLITAN AREA 2014 OPERATING BUDGET	114
JOB ACCESS REVERSE COMMUTE & NEW FREEDOM RECIPIENTS	115
INTERCITY BUS 2013 EXPENDITURES & 2014 BUDGET	117
OPERATING STATISTICS	118
2013 RIDERSHIP AND REVENUE HOURS SUMMARY	119
GREATER MINNESOTA TRANSIT RIDERSHIP	120
GREATER MINNESOTA TRANSIT REVENUE HOURS	123
GREATER MINNESOTA TRANSIT INDICATORS	125
TWIN CITIES METROPOLITAN AREA RIDERSHIP	127
TWIN CITIES METROPOLITAN AREA REVENUE HOURS	128
2013 TWIN CITIES METROPOLITAN AREA INDICATORS	129
GLOSSARY	130

This page intentionally left blank.

State of the Industry

Introduction

In Minnesota, 61 transit systems operating in 86 counties offer scheduled transportation service to the public. Minnesota's public transit systems provide transportation alternatives to driving alone and allow all residents to participate fully in the state's communities and economy. Minnesota has two statutory goals directly related to transit (Minn. Stat., Sec. 174.01):

- to provide transit services to all counties in the state to meet the needs of transit users
- to promote and increase the use of high-occupancy vehicles and low-emission vehicles

Transit services are funded through a financial partnership that includes local, state and federal participation. In Minnesota, state and federal funding for public transit systems is administered by the Metropolitan Council and the Minnesota Department of Transportation. In the seven-county Twin Cities metropolitan area, the Transportation Division of the Metropolitan Council plans, coordinates and administers transit services to meet the needs of Twin Cities area residents. MnDOT's Office of Transit is responsible for administering financial assistance to public transit systems in Greater Minnesota, including all 80 counties outside the metropolitan area.

The Metropolitan Council's statutory transit goals are defined in Minn. Stat., Sec. 473.371:

- Provide, to the greatest feasible extent, a basic level of mobility for all people in the metropolitan area
- Arrange, to the greatest feasible extent, for the provision of a comprehensive set of transit and paratransit services to meet the needs of all people in the metropolitan area
- Cooperate with private and public transit providers to assure the most efficient and coordinated use of existing and planned transit resources
- Maintain public mobility in the event of emergencies or energy shortages

The statutory purpose of MnDOT's Public Transit Participation Program is found in Minn. Stat., Sec. 174.21:

- Provide access to transit for persons who have no alternative mode of transit available
- Increase the efficiency and productivity of public transit systems
- Alleviate problems of automobile congestion and energy consumption and provide desirable land use where such activities are cost-effective
- Maintain a state commitment to public transportation
- Meet the needs of individual transit systems to the extent they are consistent with the other objectives stated above



PURPOSE OF THE TRANSIT REPORT

The Transit Report is published annually to provide residents and elected officials an overview of public transit services in Minnesota. The report includes fact sheets describing every state-supported public transit system in the state. In addition, the Financial Statistics and Operating Statistics chapters present aggregated information depicting a snapshot of 2013 expenditures, funding sources, ridership and revenue hours.

The "State of the Industry" chapter narrates how federal and state funding mechanisms, local initiatives and MnDOT and Metropolitan Council oversight combine to produce transit service in Minnesota. The following section, "Federal and State Funding for Transit," outlines current transit funding allocations. "Major Accomplishments" provides a detailed look at notable transit system activities during both 2013 and 2014. "Preparing for the Future" provides an outlook on factors affecting future transit provision in Minnesota, including projections of future transit need and funding requirements to meet this need through public transit service.

This report is also produced to comply with the terms of Minn. Stat., Sec. 174.247 requiring that MnDOT annually analyze, compile and publish financial information for state-supported transit systems. The chart on page iii itemizes specific statutory guidelines for the report and indicates which sections meet the requirements of this legislation.

Federal and State Funding for Transit

This section outlines how federal and state funding is distributed among Minnesota's public transit systems. Minn. Stat., Sec. 174.247 requires that the transit report include "a summary of the differences in program implementation requirements and aid recipient eligibility between federal aid and state sources of funds." Federal and state funding levels directly impact the size of local transit system budgets.

FEDERAL FUNDING PROGRAMS FOR PUBLIC TRANSIT

Urbanized areas, defined by the U.S. Census Bureau, are places with populations greater than 50,000 and are eligible to receive Federal Transit Administration (FTA), Section 5307 Urbanized Area Formula Program grant funds. Each of Minnesota's eight eligible metropolitan areas receives these funds. The Section 5307 program allows areas with populations greater than 50,000 but less than 200,000 to spend funds on transit capital, planning and operations activities. Mankato, Fargo-Moorhead, Grand Forks-East Grand Forks, La Crosse-La Crescent, Rochester, Duluth and St. Cloud also receive these funds. For areas with populations greater than 200,000, federal assistance is available for capital and planning funds only. The seven-county Twin Cities metropolitan area falls in this funding category.

Metropolitan areas receive all Section 5307 grant funds directly from the Federal Transit Administration. As direct recipients of federal funds, metropolitan areas are individually responsible to the FTA for compliance with federal laws and regulations.

2013 Minnesota Public Transit Systems

Greater Minnesota: 54
Twin Cities Metro Area: 7
Commuter Rail: 1
Light Rail route: 1

Rural and small urban areas, defined by the U.S. Census Bureau as places with populations less than 50,000, are eligible for Section 5311 Rural Area Formula Program grant funds. Eligible recipients include states and registered tribes. In 2013, 54 sub-recipients received Section 5311 funds administered by MnDOT. Eligible sub-recipients include local government authorities, non-profit organizations or operators of public transportation or intercity bus service. This program supports transit systems in both Greater Minnesota and in rural areas of the seven-county Twin Cities metropolitan area. These funds are available for transit capital and operating assistance.

As the direct federal recipient of all Section 5311 funds, MnDOT solicits applications for funding, selects sub-recipients and enters into grant contracts with participating public transit operators. MnDOT is responsible for monitoring federal regulatory compliance by all Section 5311 sub-recipients in Greater Minnesota and the Twin Cities metropolitan area.

The federal transportation law, Moving Ahead for Progress in the 21st Century, created a new capital formula program called the Section 5339 Bus and Bus Facilities Program. The Metropolitan Council receives the Section 5339 formula funds for the Twin Cities metro area and MnDOT receives and distributes these funds for Greater Minnesota.

FEDERAL PROGRAMS SUPPORT LOCAL TRANSIT OPERATING AND CAPITAL PROJECTS

Sections 5307, 5311 and 5339 programs provide federal transit formula funding in Minnesota and for operating and capital support through grants to large urban, small urban and rural areas. In total, federal fiscal year 2014 funding through Sections 5307, 5311 and 5339 programs provided about \$82.2 million toward public transportation assistance in Minnesota. Other federal programs focus on specialized services, such as the Section 5310 formula grants for the enhanced mobility of seniors and individuals with disabilities. MAP-21 consolidated two independent programs into other programs: the former Section 5316 Job Access/Reverse Commute program was incorporated into the Sections 5307 and 5311 programs and the Section 5317 New Freedom program was rolled into the Section 5310 program.

Table I depicts federal transit funding that Minnesota transit systems use and the total dollars provided by each program in federal fiscal year 2014.

Table I. FFY 2014 Federal Funding for Minnesota Transit

Program	Description	Total	% of Grand Total
5303	Metropolitan Transportation Planning Program: Planning activities and technical assistance for public transit services	\$1,545,570	0.7%
5304	Statewide Transportation Planning Program: Planning activities, technical studies and cooperative research for public transit services	\$301,945	0.1%
5307	Urbanized Area Formula Program: Operating and capital assistance for public transportation in urban areas (including Duluth, East Grand Forks, La Crescent, Mankato, Moorhead, Rochester, St. Cloud and metropolitan Twin Cities)	\$58,591,838	26.1%
5309	New Starts: Capital funding for fixed guideway transportation investments	\$98,443,694	43.8%
5310	Elderly Individuals and Individuals with Disabilities Program: Capital and operating assistance grants for organizations that serve elderly and/or persons with disabilities	\$ 3,663,049	1.6%
5311	Non-urbanized Area Formula Program: Capital and operating funding for small urban and rural areas; includes intercity bus transportation	\$15,425,953	6.9%
5311(b)(3)	Rural Transit Assistance Program: Research, training and technical assistance for transit operators in non-urbanized areas	\$246,079	0.1%
5311 (c)	Public Transportation on Indian Reservations: Capital and operating funding for tribes.	\$1,624,344	0.7%
5337	State of Good Repair Program: Funding to upgrade rail transit systems and high-intensity motor bus systems that use high-occupancy vehicle lanes, including bus rapid transit	\$11,982,256	5.3%
5339	Bus and Bus Facilities Program: Funding to assist in procurement or construction of vehicles and facilities	\$6,601,377	2.9%
FHWA Flexible Funds	Congestion Mitigation and Air Quality: Funding for transit capital projects	26,146,374	11.6%
	Surface Transportation Program: Funding for transit capital projects in Minnesota	\$0	0.0%
Grand Total		\$224,572,479	100.0%

2013 Minnesota
Public Transit Ridership

106 million
total passenger trips

11.9 million
Greater Minnesota
passenger trips

94.1 million
Twin Cities metro area
passenger trips

STATE PROGRAMS SUPPORT PUBLIC TRANSIT

State funding for public transit is appropriated from the general fund and motor vehicle sales tax (MVST) revenue. The Metropolitan Council administers a portion of these funds to provide transit service in the seven-county Twin Cities metropolitan area. MnDOT administers the remaining portion of these funds to provide public transit services outside the seven-county Twin Cities metropolitan area.

MnDOT disburses funds for Greater Minnesota transit through the Public Transit Participation Program. Greater Minnesota public transit providers apply annually for funding that may be used for operating, capital and planning activities. Eligibility is determined by Minn. Stat., Sec. 174.24, which states, "Any legislatively established public transit commission or authority, any county or statutory or home rule charter city providing financial assistance to or operating public transit, any private operator of public transit, or any combination thereof is eligible to receive financial assistance through the Public Transit Participation Program."

State law requires local participation in funding public transit services in Greater Minnesota. A statutory fixed-share funding formula sets a local share of operating costs by system classification as follows:

Elderly and disabled	15%
Rural (population less than 2,500)	15%
Small urban (population 2,500 - 50,000)	20%
Urbanized (population more than 50,000)	20%

State and federal funding for public transit covers the remaining 80 or 85 percent of operating costs awarded through the Public Transit Participation Program.

2014-2015 STATE PUBLIC TRANSIT ASSISTANCE

The amount of general fund dedicated to transit for the 2014-2015 biennium was increased during the 2013 legislative session. Greater Minnesota transit's general fund appropriation was increased from \$15 million per year in fiscal years 2012 and 2013 to \$16.4 million in 2014 and 2015. Metro area transit also received an increase in general fund appropriations. Funding for fiscal years 2014 and 2015 reversed reductions made during the 2012-2013 biennium in response to state budget deficits. Funding increased from \$39 million per year in fiscal years 2012 and 2013 to \$107.8 million in 2014 and \$77 million in 2015. Of the 2014 appropriation, \$37 million was for the Southwest Corridor (Green Line extension) light rail transit project.

The 2013 legislative session also adjusted appropriations from leased motor vehicle sales tax revenues to Greater Minnesota transit. For state fiscal years 2014 and 2015, the law temporarily limited the county state-aid highway fund's share of the amount of leased MVST revenues to \$9 million per year, leaving Greater Minnesota transit the remainder. This resulted in an additional \$6.8 million for Greater Minnesota transit in fiscal year 2014. However, the 2014 legislature

returned Greater Minnesota transit's share of leased MVST to 50 percent of the amount beyond \$32 million in fiscal year 2015. To partially offset that, the legislature appropriated an additional \$6.5 million from the general fund to Greater Minnesota transit in fiscal 2015.

Table II lists actual figures for FY 2014 and Minnesota Management and Budget's February 2014 forecast for FY 2015 state transit funding in the 2014-2015 biennium

Table II. State Transit Funding for 2014-2015

	2014	2015	Total
Greater Minnesota Transit			
Public transit assistance (general fund)	\$16,451,000	\$23,002,000	\$39,453,000
Greater MN transit account (MVST)	\$25,610,873	\$27,220,000	\$52,830,873
Greater MN transit account (leased MVST revenues)	\$22,612,244	\$19,201,000	\$41,813,244
Greater Minnesota total	\$64,674,117	\$69,423,000	\$134,097,117
Twin Cities Metro Area Transit			
Public transit assistance (general fund)	\$107,889,000	\$79,804,000	\$187,693,000
Metro Area transit account (MVST)	\$230,497,857	\$244,980,000	\$475,447,857
Twin Cities Metro Area total	\$338,386,857	\$324,784,000	\$663,170,857
Statewide total	\$403,060,974	\$394,207,000	\$797,267,974

2013 and 2014 Major Accomplishments

INTERCITY BUS STUDY

The Minnesota Intercity Bus Program provides state and federal funding to support intercity (longer-distance) bus service to communities with populations of less than 50,000. In March 2014, the MnDOT Office of Transit adopted an updated Minnesota Intercity Bus Study. The study reviews and evaluates Minnesota's existing intercity bus network, suggests changes and improvements based on needs and service gaps and provides policy recommendations to meet intercity bus needs.

According to the study, despite a high level of intercity bus services additional education is needed to inform potential riders about the service. The study recommended that Minnesota's Intercity Bus Program focus on the following efforts to improve the state's intercity bus system:

- Maintain the service area of the current network.
- Increase marketing and information to improve ridership.
- Fund buses, bus shelters, provide Wi-Fi, power outlets and improve ticketing to enhance rider experience.
- Allow limited service expansion, focusing on improved connectivity with local transit systems.

NEW TRANSIT SYSTEM PARTNERSHIPS

Minnesota transit systems are encouraged to develop projects to improve system management and improve service for riders through coordination, cooperation or consolidation. An example of improved service for 2014 is the newly developed coordination between Ecumen/Meeker County Public Transit and Kandiyohi Area Transit on the Highway 12 route between Litchfield and Willmar. Also, the Chisago-Isanti County system and the Timber Trails system hired a joint staff person to develop policies and monitor federal compliance of their programs, including drug and alcohol, procurement, Title VI and other federal requirements.

COMMUNITY TRANSPORTATION ASSOCIATION OF AMERICA

The Community Transportation Association of America is a national association dedicated to building a strong network of transportation professionals across the country. CTAA provides information, technical support and resources to those working in the field of transportation. In 2014, Minnesota hosted the national CTAA EXPO. Transportation professionals from around the country attended the annual event. Some highlights from the EXPO were:

- The National Community Transit Rodeo, which attracts bus drivers from around the country to compete for top scores on a course that tests skills on every level of the drivers' abilities. This is the only national venue to honor and celebrate the value of rural and community transit operators.
- Community transportation vendors, manufacturers and consultants provided information to transit systems
- Speakers included leaders in the fields of health care and job development.

DRUGS AND ALCOHOL PROGRAM REVIEWS

The Drug and Alcohol Program helps transit systems ensure driver and rider safety by monitoring compliance with federal requirements. In 2013 and 2014, MnDOT Office of Transit conducted on-site drug and alcohol reviews for several Greater Minnesota transit systems. The two-day reviews include technical assistance for transit system staff with mock testing at labs and interviews with substance abuse professionals. Additionally MnDOT hosted a Substance Abuse Management training program for drug and alcohol program managers. The three-day training class provided new and returning transit system staff with the skills needed to manage their Drug and Alcohol Testing Program.

OFFICE OF TRANSIT DATABASE AND SOFTWARE IMPROVEMENTS

In 2014, MnDOT's Office of Transit switched databases. The former database, Public Transit Application collected and maintained information, such as contracts and statistics, from Greater Minnesota transit systems for several years. The new database software, Black Cat, will improve the contracting process, enhance transit system reporting, track federal grants information and communicate with the state's financial database. In 2015 the new database will support operating and capital project applications and statistics.

ARTERIAL BUS RAPID TRANSIT

In 2015, Metro Transit will introduce a new kind of bus service for the Twin Cities' busiest urban streets called Bus Rapid Transit. BRT service is more frequent and uses fewer stops to reduce travel time. The service also uses train-like features such as paying before boarding, real-time departure information and enhanced maps and signs. BRT bus stops will include security cameras and emergency phones, improved lighting and fare checks by Transit Police. BRT buses will look different on the outside. The buses will have wider aisles and additional doors so riders can get on and off easily. The A Line, the first corridor of this new service type, will begin operating in late 2015 on Snelling Avenue and Ford Parkway in Saint Paul. The A Line will connect the Twin Cities' Green Line and Blue Line with the Snelling Avenue commercial corridor and several popular destinations, including Hamline University, Macalester College, Highland Village, Rosedale Shopping Center, Minnehaha Park, and Midway Shopping Center.

RAIL~VOLUTION CONFERENCE

In September, the Counties Transit Improvement Board, Metropolitan Council and MnDOT hosted the annual Rail~Volution conference in Minneapolis-St. Paul. Rail~Volution focuses on the intersection of transit, livable communities and transit-oriented development (TOD). The event serves as a catalyst for the movement to build livable communities with transit by inspiring people in communities and regions to make better transit and land use decisions. The twentieth anniversary of the conference occurred in 2014. More than 1,500 people attended the event, which offered more than 20 mobile workshops allowing participants to see the Twin Cities' area attractions. The mobile workshops, a hallmark of Rail~Volution conferences, featured the region's expansive bicycle network, light rail transit, bus rapid transit, commuter rail transit, MnPASS lanes, transit-oriented development along transitways, rivers and lakes, cultural diversity, and unique partnerships.

METRO GREEN LINE

The METRO Green Line, completed in 2014 by the Metropolitan Council on time and on budget, is the largest completed public works project in Minnesota history, costing \$957 million. The line, which connects St. Paul to Minneapolis, operates more than 11 miles of track and serves 23 stations. Service runs seven days a week and 23 hours a day. The line opened June 14, 2014, and had more than 107,000 boardings during its opening weekend. The line is expected to encourage the growth of 90,000 jobs by 2030. In addition, 126 projects have been built, are under

construction or are in the planning phase along the line, representing more than \$2.8 billion in private development. The line had weekday boardings in October 2014 of 38,500, approaching the projected average weekday boardings of 41,000 in 2030. In September and October 2014, the line boasted more than 1 million rides each month.

Preparing for the Future

MNDOT PROJECTS OPERATING AND CAPITAL FUNDING REQUIREMENTS TO MEET FUTURE TRANSIT NEED

In 2010, MnDOT completed the Greater Minnesota Transit Investment Plan to estimate the need for transit services in Greater Minnesota and project the cost of providing additional public transit services to reduce unmet present and future need. MnDOT's model uses population size and transit trip rates to calculate transit need and translates this figure into service hours required to provide additional trips. MnDOT updates these figures annually to reflect current service hours and as new population projections are made available.

Table III depicts projected operating and capital costs of providing service hours to meet 100 percent of the projected need during the next five years. Capital costs are a combination of replacement costs to maintain the current fleet size and the cost of additional vehicles to fully close the gap between current levels of service and new service required to meet 100 percent of estimated needs. Operating costs are based on the hours of service required to meet new levels of service to provide for the expanding population.

Table III Cost (in millions) to Meet 100% of Projected Transit Need, 2014-2018

	2014	2015	2016	2017	2018	2019
Operating cost	\$117.1	\$119.8	\$122.5	\$125.5	\$128.5	\$131.7
Capital cost: vehicle replacement	\$11.6	\$12.0	\$12.3	\$12.7	\$13.0	\$13.4
Capital cost: additional vehicles	\$39.3	\$0.9	\$0.8	\$0.9	\$0.9	\$0.9
TOTAL	\$168.0	\$132.7	\$135.7	\$139.0	\$142.4	\$146.1

Between 2014 and 2030, MnDOT projects transit needs will grow from 18.7 million to 22 million passenger trips per year. To serve these trips, Greater Minnesota public transit systems would need to provide 1.89 million hours of service in 2014 and increase to 2.04 million hours of service in 2030. In 2013, 1.11 million hours of service were delivered. Table IV illustrates these figures and the total funds required to provide this additional transit service.

Table IV. Projected Transit Need and Cost (in millions) to Meet 100% of Need, 2014-2030

	2014	2015	2020	2025	2030
Total passenger demand	18.7	19.1	20.2	21.1	22.0
Service hours to meet demand	1.89	1.90	1.96	2.00	2.04
Annual operating cost	\$117.1	\$119.8	\$135.0	\$152.2	\$171.6
Average annual capital cost*	\$50.9	\$12.9	\$13.9	\$20.4	\$30.0
TOTAL	\$168.0	\$132.7	\$148.9	\$172.6	\$201.6

*Average annual capital cost includes replacement vehicles and additional vehicles.

Without sustained increases to future funding, Greater Minnesota public transit systems will not be able to sustain or expand the number of service hours currently provided to keep up with the demand for service. The Minnesota Legislature asked MnDOT to identify the cost of meeting 80 percent of transit need by 2015 and 90 percent of transit need by 2025. Table V depicts the gap between projected revenues for transit and funds needed to meet this goal.

Table V Cost (in millions) to meet legislative targets: 2015 and 2025

	2014-2015 Costs and Revenues Required to Meet 80% of Transit Need in 2015		2016-2025 Costs and Revenues Required to Meet 90% of Transit Need in 2025	
	Capital	Operating	Capital	Operating
Projected costs to meet legislative targets	\$44.5	\$178.7	\$174.8	\$1,173.1
Period projected revenues*				
Federal STP	\$0.0		\$46.7	
Federal 5307 urban	\$16.5		\$82.7	
Federal 5311 non-urbanized	\$23.1		\$115.7	
Federal 5339 bus and bus facilities	\$3.9		\$19.4	
State general fund	\$39.0		\$162.5	
State MVST	\$52.0		\$316.9	
State leased MVLST	\$41.8		\$267.1	
Local Share **	\$44.1		\$252.7	
Period gap between costs and projected revenues	\$2.7		\$84.2	
Period gap paid by local share**	\$0.5		\$16.8	
Period federal and state funding gap	\$2.2		\$67.4	
Average annual federal and state funding gap	\$1.08		\$6.74	

*Federal Surface Transportation Program and Section 5339 Bus and Bus Facilities Program funds can only be used for capital. Federal Section 5307 Urban Formula Program funds are split equally between capital and operations. Federal Section 5311 Non-Urbanized Formula funds and all state funding sources can be used on capital or operations.

**Local share for capital expenditures is 20 percent. Local share for operating expenditures is statutorily set at a minimum of 15 percent for rural and paratransit service and 20 percent for urban service. In 2011, local share averaged 29 percent. For estimating purposes here, it is assumed at 20 percent for operating.

If future funding increases, MnDOT's highest priority for Greater Minnesota public transit service expansion is to establish service in locations without any existing public transit. Currently, only Waseca County has no form of public transit service available, although many counties do not have county-wide service. Assuming all eligible locations are served by public transit, MnDOT's top priorities for service expansion include:

- Expand service hours in the morning and night to serve more trips
- Expand multi-county services to link more communities
- Provide service on more days of the week
- Expand service frequencies and coverage
- Expand service to provide consistent levels of service statewide

Conclusion

As we look to the future, public transportation will be increasingly important in helping residents access economic and social opportunities within their communities. Both environmental considerations and the changing demographics of the population create even greater demands on public transit; therefore, MnDOT strives to make access to quality public transit systems available to citizens statewide. To ensure Minnesota is at the forefront of future transit strategies and financing, MnDOT will work proactively toward its mission to provide the highest quality, dependable multimodal transportation system.

Greater Minnesota Peer Group Averages

The 2010-2030 Greater Minnesota Transit Plan organized the transit systems into peer groups based on size using 2010 U.S. Census Bureau data, service area and the type of service provided. Groups include urban, ADA paratransit, small urban (population more than 10,000), small urban (population less than 10,000), county and multi-county transit systems. The peer groups are used in the Annual Transit Report to give comparison between each transit system and their peer group average. However, the peer groups are different than the state and federal classifications and the transit systems are organized by state classification in the Financial and Operating Statistics section of this report.

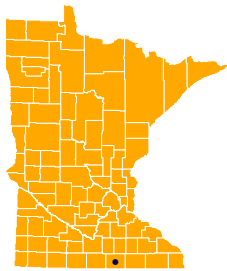
Peer Group	System	Area Served	Population Served
Urban Fixed-Route	Duluth Transit Authority	Cities of Duluth, Hermantown, and Proctor, MN; and service to Superior, WI	125,980
	East Grand Forks Transit	City of East Grand Forks	8,601
	La Crescent Apple Express	City of La Crescent, MN and La Crosse, WI	56,150
	Mankato Transit	City of Mankato and North Mankato	52,678
	Rochester Public Transit	City of Rochester	106,769
	St. Cloud Metro Bus	Cities of St. Cloud, Sartell, Sauk Rapids and Waite Park	101,206
ADA paratransit (Dial-A-Ride)	Duluth DAR	Cities of Duluth, Hermantown, and Proctor, MN; and service to Superior, WI	125,980
	East Grand Forks DAR	City of East Grand Forks	8,601
	Rochester DAR	City of Rochester	106,769
	St. Cloud DAR	Cities of St. Cloud, Sartell, Sauk Rapids and Waite Park	101,206
County Systems	Austin-Mower County Transit (AMCAT)	Mower County	39,327
	Becker County Transit	Becker County	33,231
	Brainerd/Crow Wing Public Transit	Crow Wing County	63,208
	Brown County Heartland Express	Brown County	25,332

	System	Area Served	Population Served
County systems (Continue)	Faribault County Prairie Express	Faribault County	14,191
	Fond du Lac Band Transit	Fond du Lac Reservation	
	Hubbard County Heartland Express	Hubbard County	20,658
	Kandiyohi Area Transit	Kandiyohi County	42,410
	Lincoln County Heartland Express	Lincoln County	5,830
	Mahnomen County Heartland Express	Mahnomen County	5,532
	Martin County Transit	Martin County	20,422
	Meeker County Public Transit	Meeker County	23,119
	Murray County Heartland Express	Murray County	8,533
	Paul Bunyan Transit	Beltrami County	45,670
	Pipestone County Transit	Pipestone County	9,270
	Prairieland Transit System	Nobles County	21,617
	Red Lake Transit	Beltrami County	45,670
	Renville County Heartland Express	Renville County	15,166
	Rock County Heartland Express	Rock County	9,520
	Steele County Area Transit	Steele County	36,465
	Wadena County Friendly Rider	Wadena County	13,804
	Watonwan Take Me There	Watonwan County	11,137
Multi-County Systems	Arrowhead Transit	Aitkin, Carlton, Cook, Itasca, Koochiching, Lake and St. Louis Counties	326,489
	Chisago/Isanti County Heartland Express	Chisago and Isanti Counties	99,325
	Far North Public Transit	Lake of the Woods and Roseau Counties	19,449

Multi-County Systems	Prairie Five Rides	Big Stone, Chippewea, Lac Qui Parke, Swift and Yellow Medicine Counties	43,931
	Rainbow Rider Transit	Douglas, Pope, Stevens, Traverse and Todd Counties	85,039
	RiverRider Public Transit	Sherburne and Wright Counties	218,628
	SEMCAC	Dodge, Fillmore, Houston and Winona Counties; and the City of Blooming Prairie	113,211
	Three Rivers Hiawathaland Transit	Goodhue and Wabasha Counties	67,907
	Timber Trails Public Transit	Kanabec and Mille Lacs Counties	41,829
	Trailblazer Transit	McLeod and Sibley Counties	50,990
	Transit Alternatives	Clay and Otter Tail Counties	118,242
	Tri-CAP Transit Connection	Benton, Morrison and Stearns Counties	224,178
	Tri-Valley Heartland Express	Marshall, Norman, Pennington, Polk and Red Lake Counties; City of Bagley	67,192
	Western Community Action	Jackson, Lyon and Redwood Counties	51,491
Small Urban Systems (population over 10,000)	Albert Lea Transit	City of Albert Lea	18,016
	Hibbing Area Transit	City of Hibbing	16,361
	St. Peter Transit	Cities of Kasota and St. Peter	17,127
	Winona Transit Service	Winona	27,592
Small Urban Systems (population Under 10,000)	Benson Heartland Express	City of Benson	3,240
	Fosston	City of Fosston	1,506
	Granite Falls	City of Granite Falls	2,897
	Le Sueur Heartland Express	City of Le Sueur	4,058
	Morris	City of Morris	5,286
	Pine River Ride with Us	City of Pine River	934
	Stewartville	City of Stewartville	5,916

Transit System Fact Pages

ALBERT LEA TRANSIT



Contact Joanne Brackey
Title Transit Coordinator
Street 2205 Myers Road
City State Zip Albert Lea, MN 56007
Telephone 507.379.1111
E-mail jbrackey@cedarvalleyservices.org
Website albertleatransit.org



2013 Highlights

- Initiated expanded service in Freeborn County to include surrounding township trip service to Albert Lea.
- Served as the lead agency to plan for consolidated services with Austin-Mower County Area Transit and Steele County.
- Transition operations to prepare for newly branded system: SMART Transit.

System snapshot

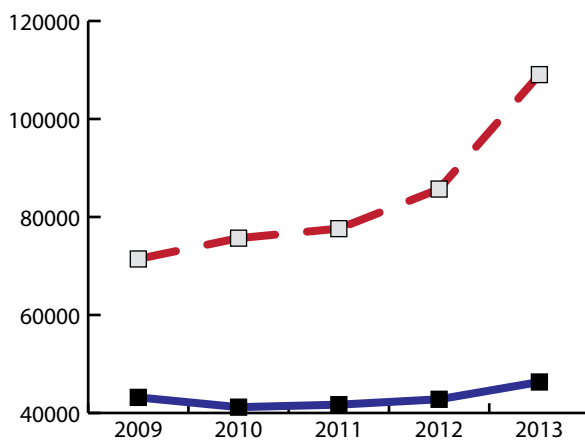
Legal Name Cedar Valley Services, Inc.
Governance Non-profit
Area Served Albert Lea
Legislative District 27A
Congressional District 1

System characteristics

Vehicle fleet	3 Class 400	Hours of Operation	
Service type	Route deviation, demand response, subscription	Monday - Friday	7:00 am - 4:30 pm
Funding class	Small urban	Saturday	No service
		Sunday	No service
		Base fare	\$1.50

System performance

RIDERSHIP



OPERATING EXPENDITURES

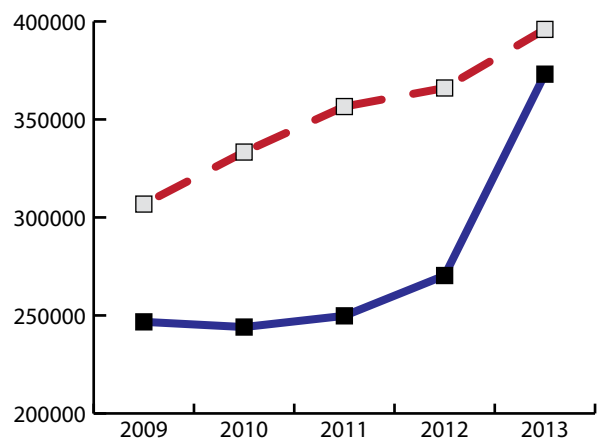
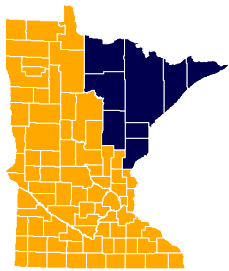


Chart Legend: System data — Peer group average — — —

ARROWHEAD TRANSIT



Contact Jack Larson
Title Transit Director
Street 702 - 3rd Avenue South
City State Zip Virginia, MN 55792
Telephone 218.735.6807
E-mail jack.larson@aeoa.org
Website arrowheadtransit.com



2013 Highlights

- Enlarged dispatch offices at Gilbert facility
- Increased ridership by 10%
- 30% of total passengers took advantage of special promotions during the year

System snapshot

Legal Name Arrowhead Economic Opportunity Agency
Governance Community Action Program
Area Served Aitkin, Carlton, Cook, Itasca, Koochiching, Lake, Pine and St. Louis Counties
Legislative District 03A, 03B, 05A, 05B, 06A, 06B, 07A, 07B, 10B, 11A, 11B
Congressional District 8

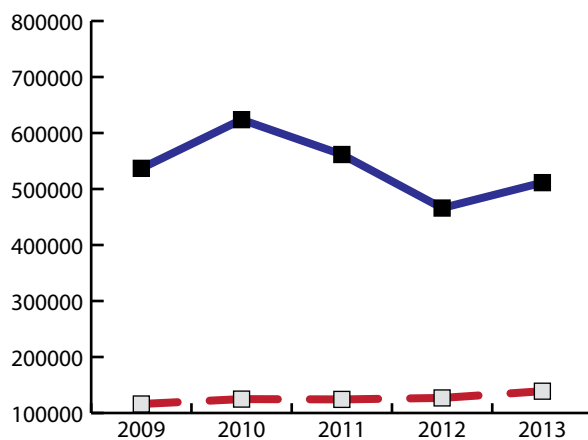
System characteristics

Vehicle fleet 17 Class 400, 60 Class 500
Service type Route deviation, dial-a-ride, route guarantee
Funding class Rural

Hours of Operation 6:00 am - 8:00 pm
Monday - Friday 9:00 am - 5:00 pm
Saturday 8:00 am - 2:00 pm
Sunday \$1.50
Base fare

System performance

RIDERSHIP



OPERATING EXPENDITURES

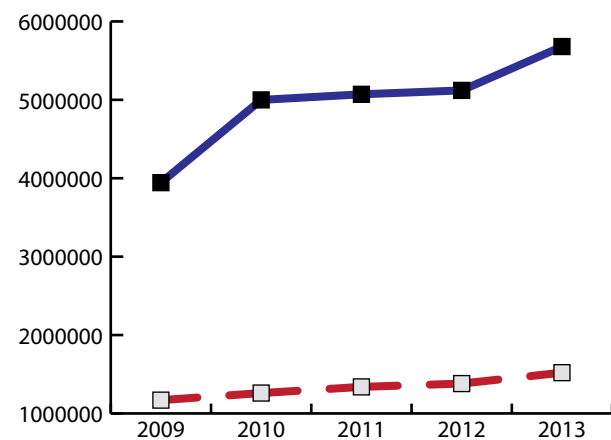
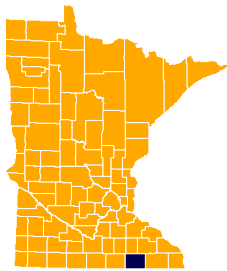


Chart Legend: System data — Peer group average —

AUSTIN-MOWER COUNTY AREA TRANSIT



Contact Craig Oscarson
Title County Coordinator
Street 201 First Street Northeast
City State Zip Austin, MN 55912
Telephone 507.437.9459
E-mail coscarson@co.mower.mn.us
Website amcattransit.org



2013 Highlights

- Increased children and student ridership by 5%
- Served on team to plan for consolidated services with Albert Lea Transit and Steele County
- Partnered in the transition for newly branded system: SMART Transit

System snapshot

Legal Name AMCAT Joint Powers Board
Governance County
Area Served Austin, Mower County
Legislative District 27A, 27B
Congressional District 1

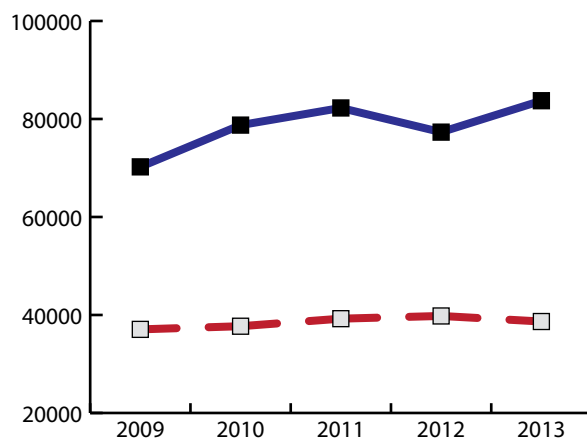
System characteristics

Vehicle fleet 10 Class 400
Service type Route deviation, dial-a-ride
Funding class Rural

Hours of Operation
 Monday - Friday 6:00 am - 6:00 pm
 Saturday 9:00 am - 5:00 pm
 Sunday No service
Base fare \$1.50 - \$2.50

System performance

RIDERSHIP



OPERATING EXPENDITURES

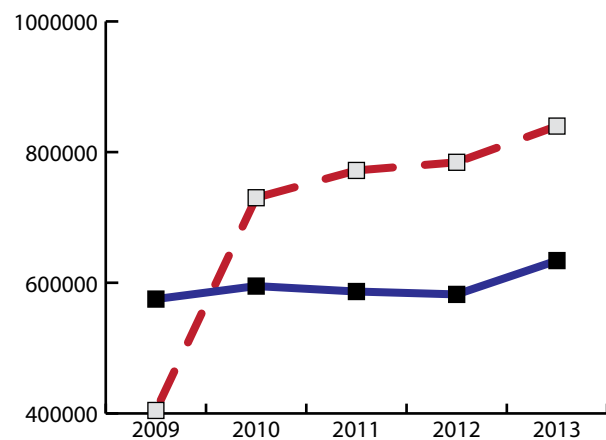
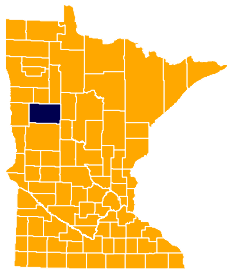


Chart Legend: System data — Peer group average - - -

BECKER COUNTY TRANSIT



Contact Rusty Haskins
Title Transportation Supervisor
Street 712 Minnesota Avenue
City State Zip Detroit Lakes, MN 56501
Telephone 218.847.1674
E-mail rdhaski@co.becker.mn.us
Website co.becker.mn.us



2013 Highlights

- Added Veteran's Transportation Program
- Increased bus ridership by 9.3%

System snapshot

Legal Name Becker County Transit
Governance County
Area Served Detroit Lakes, Becker County
Legislative District 02B, 04B
Congressional District 7

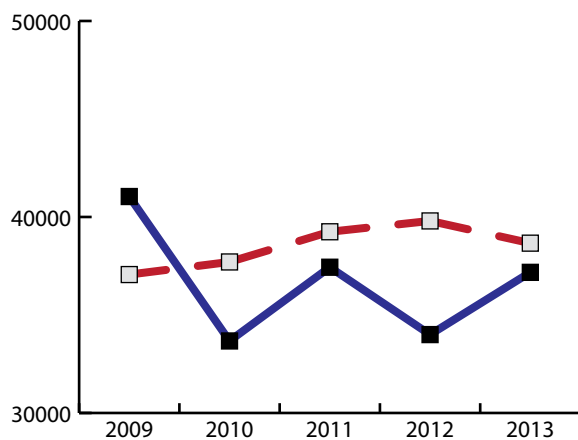
System characteristics

Vehicle fleet 1 Class 300, 4 Class 400
Service type Dial-a-ride, route deviation
Funding class Rural

Hours of Operation
Monday - Friday 8:00 am - 6:00 pm
Saturday No service
Sunday No service
Base fare \$1.50

System performance

RIDERSHIP



OPERATING EXPENDITURES

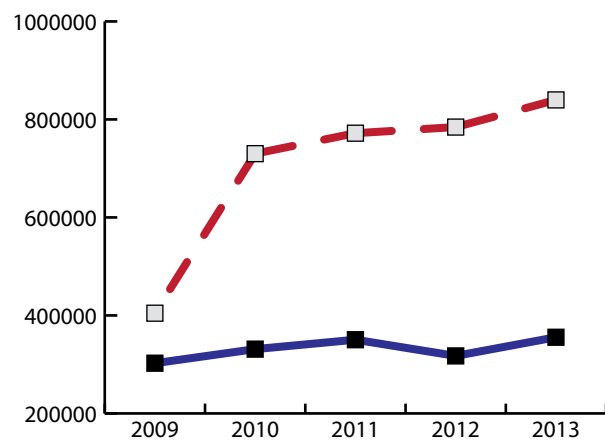
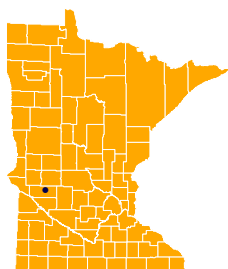


Chart Legend: System data — Peer group average - - -

BENSON HEARTLAND EXPRESS



Contact Rob Wolfington
Title City Manager
Street 1410 Kansas Avenue
City State Zip Benson, MN 56215
Telephone 320.843.4775
E-mail rob.wolfington@co.swift.mn.us
Website bensonmn.org



2013 Highlights

- Maintained same level of service in 2013
- Maintained same level of passenger loads as in previous years

System snapshot

Legal Name City of Benson
Governance City
Area Served Benson
Legislative District 17A
Congressional District 7

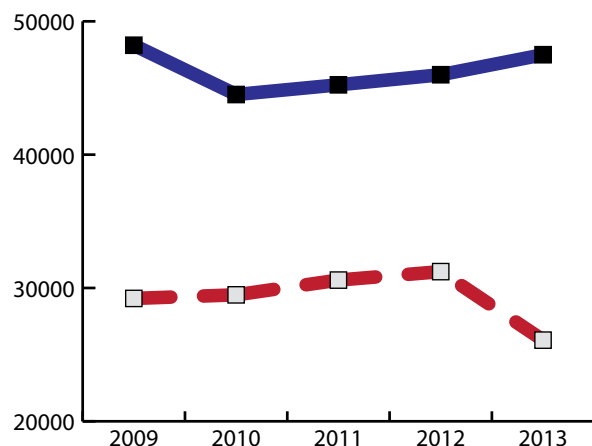
System characteristics

Vehicle fleet 3 Class 400
Service type Dial-a-ride
Funding class Small urban

Hours of Operation
Monday - Friday 7:00 am - 5:00 pm
Saturday 8:00 am - 12:30 pm
Sunday 7:30 am - 12:30 pm
Base fare \$1.00

System performance

RIDERSHIP



OPERATING EXPENDITURES

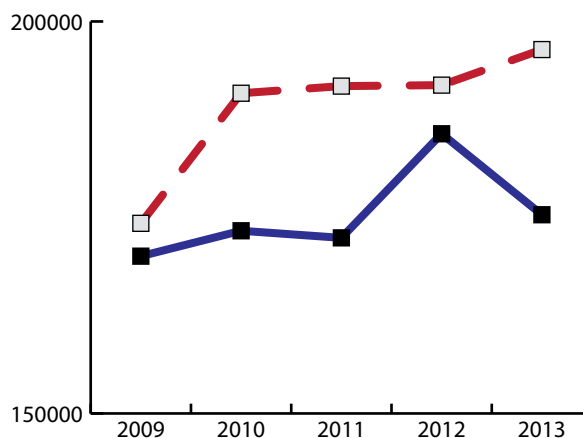
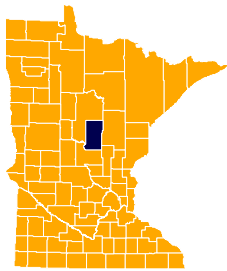


Chart Legend: System data

Peer group average

BRAINERD & CROW WING PUBLIC TRANSIT



Contact Anders Stone
Title Transit Coordinator
Street 501 Laurel Street
City State Zip Brainerd, MN 56401
Telephone 218.828.6172
E-mail astone@cibrainerd.mn.us
Website ci.brainerd.mn.us



2013 Highlights

- On October 1, 2013, the City of Brainerd took over operation of Pine River Ride With Us Bus

System snapshot

Legal Name City of Brainerd
Governance City
Area Served Baxter, Brainerd, Pine River, in Cass and Crow Wing Counties
Legislative District 05B, 10A, 10B
Congressional District 8

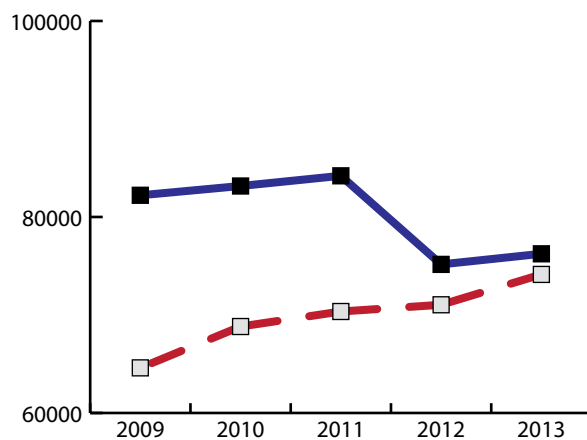
System characteristics

Vehicle fleet 8 Class 400, 1 Class 300
Service type Route deviation, dial-a-ride
Funding class Rural

Hours of Operation
 Monday - Friday 7:15 am - 4:30 pm
 Saturday No service
 Sunday No service
Base fare \$2.00

System performance

RIDERSHIP



OPERATING EXPENDITURES

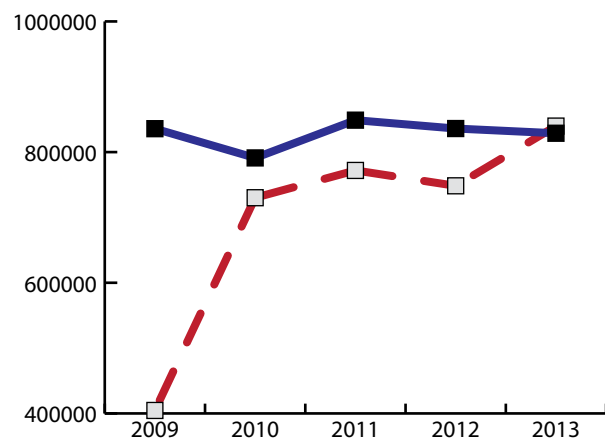
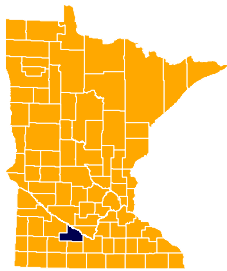


Chart Legend: System data — Peer group average - - -

BROWN COUNTY HEARTLAND EXPRESS



Contact Bob Apitz
Title Transit Coordinator
Street 1117 Center Street, P.O. Box 788
City State Zip New Ulm, MN 56073
Telephone 507.359.6508
E-mail bob.apitz@co.brown.mn.us
Website co.brown.mn.us



2013 Highlights

- Achieved a smooth transition in the hiring and training of a new operations coordinator and successfully filled a dispatcher position vacancy
- Notified of additional funding to fulfill long-term unmet need of adding one additional bus to the Monday service
- Continued discussions and began formulating some potentially workable plans centered around the Transit for Our Future Initiative

System snapshot

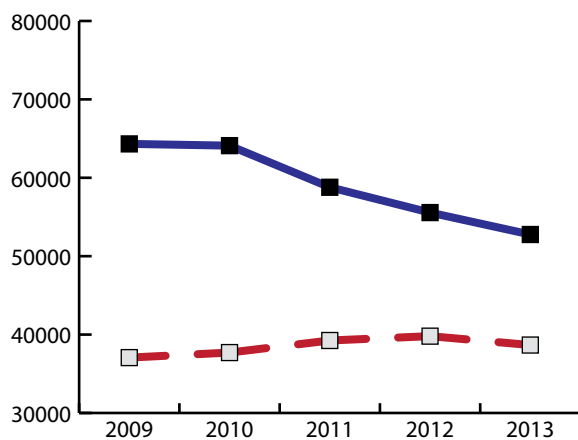
Legal Name Brown County Family Services
Governance County
Area Served New Ulm, Brown County
Legislative District 16B
Congressional District 1

System characteristics

Vehicle fleet	6 Class 400	Hours of Operation	
Service type	Route deviation, dial-a-ride, volunteer driver	Monday - Friday	7:15-5:00PM
Funding class	Rural	Saturday	No service
		Sunday	8:00 am-12:00pm
		Base fare	\$1.50

System performance

RIDERSHIP



OPERATING EXPENDITURES

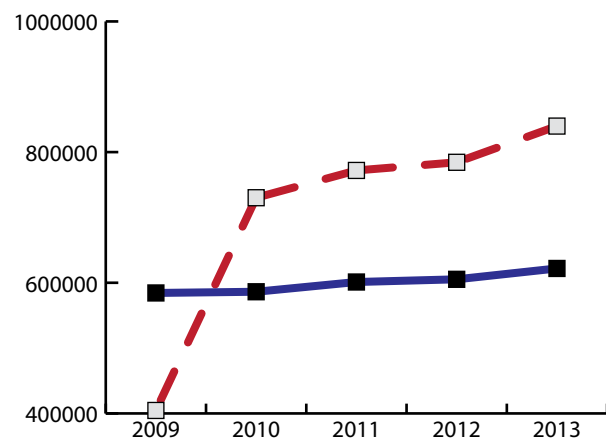
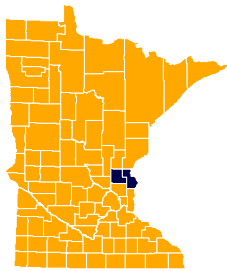


Chart Legend: System data — Peer group average - - -

CHISAGO-ISANTI COUNTY HEARTLAND EXPRESS



Contact Craig Rempp
Title Transit Director
Street 245 - 2nd Avenue S.E.
City State Zip Cambridge, MN 55008
Telephone 763.689.8130
E-mail craig.rempp@co.isanti.mn.us
Website co.isanti.mn.us



2013 Highlights

- Implemented an upgrade to current dispatch software, which includes tablets in the buses and AVL
- Continue to work with Metro Transit and Rushline TAC to develop better commuter service from Forest Lake area to St. Paul and Minneapolis

System snapshot

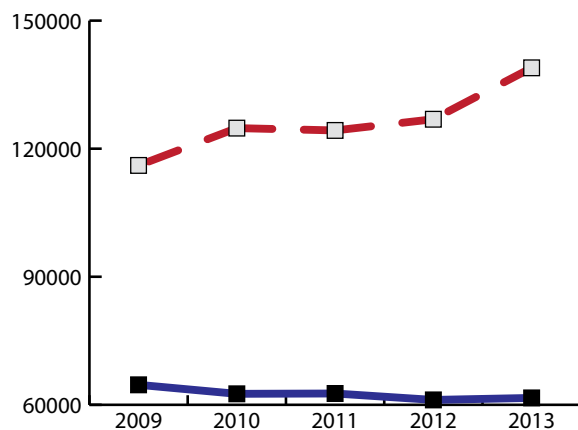
Legal Name Isanti County
Governance County
Area Served Chisago and Isanti Counties
Legislative District 31A, 32A, 32B, 39A
Congressional District 8

System characteristics

Vehicle fleet	12 Class 400	Hours of Operation	
Service type	Route deviation, dial-a-ride	Monday - Friday	6:00 am - 6:00 pm
Funding class	Rural	Saturday	No service
		Sunday	No service
		Base fare	\$1.50 - \$3.50

System performance

RIDERSHIP



OPERATING EXPENDITURES

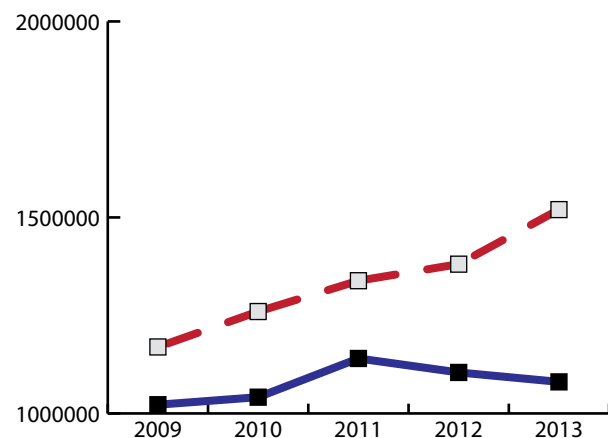
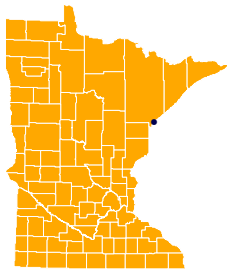


Chart Legend: System data — Peer group average — — —

DULUTH TRANSIT AUTHORITY: REGULAR ROUTE



Contact Dennis E. Jensen
Title General Manager
Street 2402 West Michigan Street
City State Zip Duluth, MN 55806
Telephone 218.623.4306
E-mail djensen@duluthtransit.com
Website duluthtransit.com



2013 Highlights

- Purchased 10 new Gillig low floor heavy-duty transit buses
- Updated design of passenger hand schedules making transit system more navigable
- Launched local Commuter Challenge campaign
- Completed preliminary engineering and environmental work on the new Multimodal Transportation Center

System snapshot

Legal Name Duluth Transit Authority (DTA)
Governance City
Area Served Duluth, Hermantown, Proctor and Superior, WI
Legislative District 03B, 07A, 07B
Congressional District 8

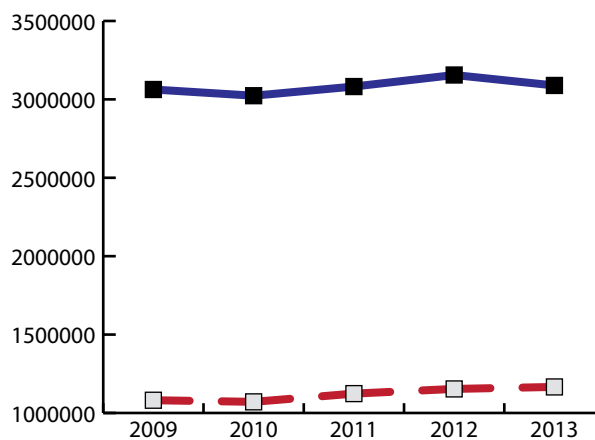
System characteristics

Vehicle fleet 63 Class 700
Service type Fixed route
Funding class Urban

Hours of Operation
Monday - Friday 4:30 am - 12:30 am
Saturday 6:02 am - 8:04 pm
Sunday 7:37 am - 7:39 pm
Base fare \$.75 - \$1.50

System performance

RIDERSHIP



OPERATING EXPENDITURES

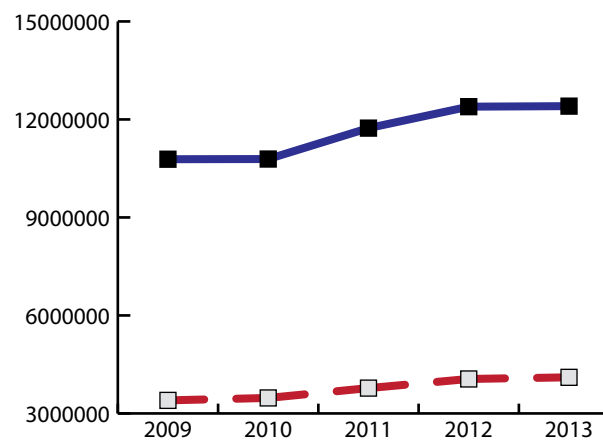
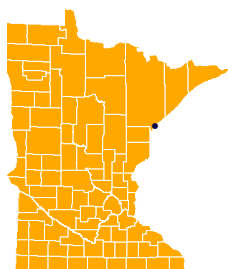


Chart Legend: System data — Peer group average —

DULUTH TRANSIT AUTHORITY: STRIDE



Contact Dennis E. Jensen
Title General Manager
Street 2402 West Michigan Street
City State Zip Duluth, MN 55806
Telephone 218.623.4306
E-mail djensen@duluthtransit.com
Website www.duluthtransit.com



2013 Highlights

- Purchased 6 new 30-ft Arboc low-floor buses
- Received 3 new MV-1 low-floor vehicles

System snapshot

Legal Name Duluth Transit Authority
Governance City
Area Served Duluth, Hermantown and Superior, WI
Legislative District 03B, 07A and 07B
Congressional District 8

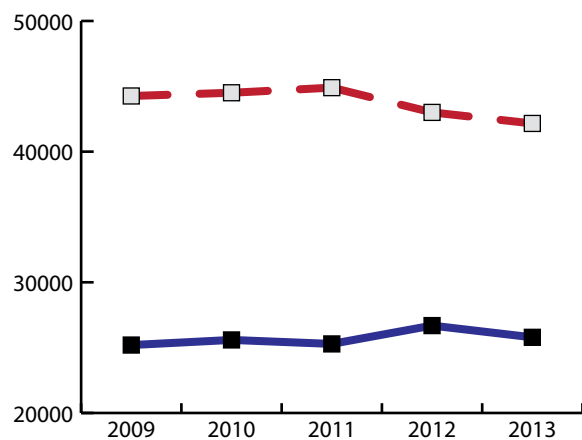
System characteristics

Vehicle fleet 9 Class 400
Service type Dial-a-ride
Funding class Urban/Complementary

Hours of Operation
Monday - Friday 4:30 am - 12:30 am
Saturday 6:02 am - 8:04 pm
Sunday 7:37am-7:39 pm
Base fare \$1.50 - \$3.00

System performance

RIDERSHIP



OPERATING EXPENDITURES

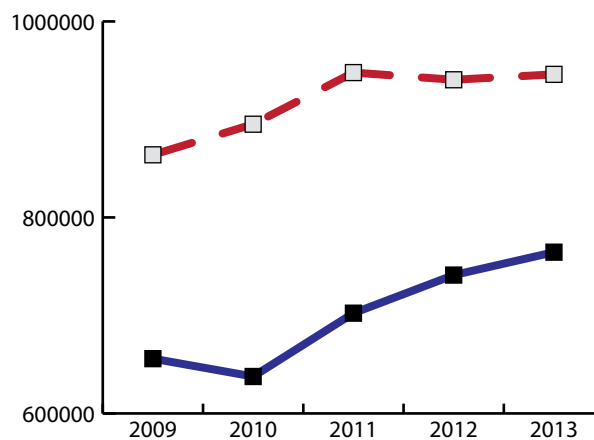
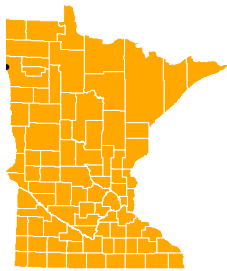


Chart Legend: System data — Peer group average — — —

EAST GRAND FORKS TRANSIT: REGULAR ROUTE



Contact Nancy Ellis
Title Transit Manager-planner
Street 600 DeMers Avenue
City State Zip East Grand Forks, MN 56721
Telephone 218.773.0124
E-mail nellis@egf.mn
Website grandforksgov.com



2013 Highlights

- Continued partnership with Northland Community and Technical College
- Maintained ridership
- Changed route to accommodate large assisted living facility and their riders

System snapshot

Legal Name City of East Grand Forks
Governance City
Area Served East Grand Forks
Legislative District 01B
Congressional District 7

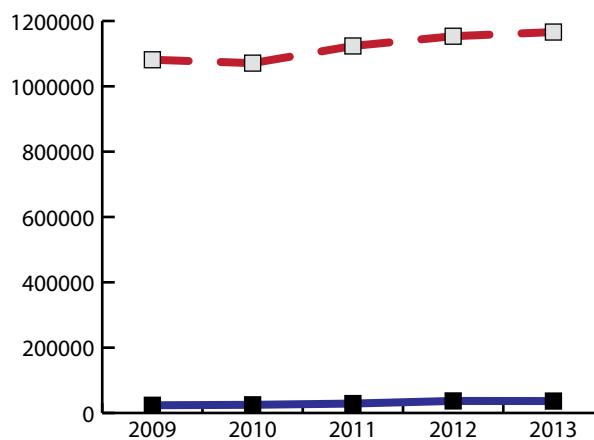
System characteristics

Vehicle fleet 2 Class 400
Service type Fixed route
Funding class Urban

Hours of Operation
Monday - Friday 7:00 am - 6:00 pm
Saturday 8:00 am - 6:00 pm
Sunday No service
Base fare \$1.50

System performance

RIDERSHIP



OPERATING EXPENDITURES

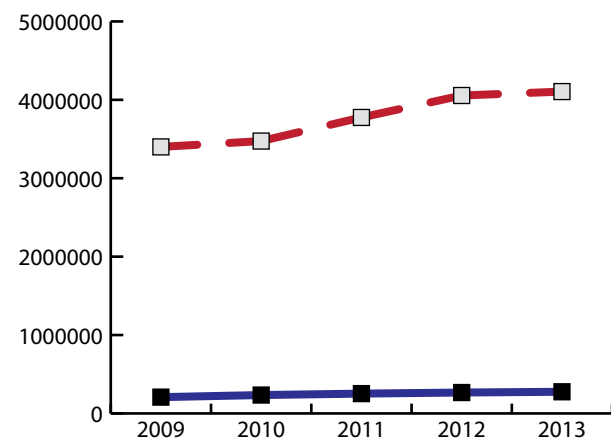
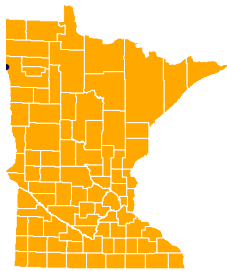


Chart Legend: System data — Peer group average — — —

EAST GRAND FORKS TRANSIT: DIAL-A- RIDE



Contact Nancy Ellis
Title Transit Manager-Planner
Street 600 DeMers Avenue
City State Zip East Grand Forks, MN 56721
Telephone 218.773.0124
E-mail nellis@egf.mn
Website grandforksgov.com



2013 Highlights

- Continued partnership with City of Grand Forks

System snapshot

Legal Name City of East Grand Forks
Governance City
Area Served East Grand Forks
Legislative District 01B
Congressional District 7

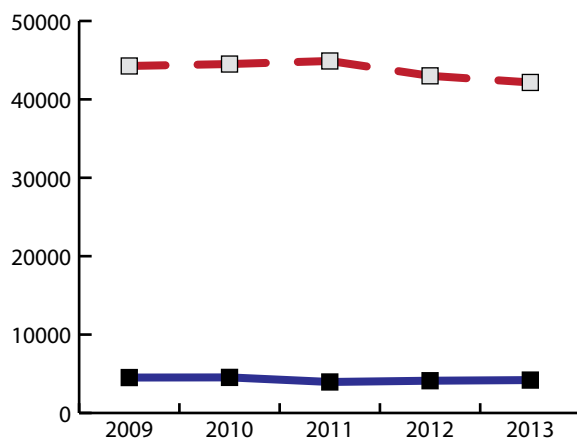
System characteristics

Vehicle fleet 6 minivans
Service type Complementary dial-a-ride
Funding class Urban

Hours of Operation
Monday - Friday 6:00 am - 10:00 pm
Saturday 8:00 am - 10:00 pm
Sunday No service
Base fare \$3.00

System performance

RIDERSHIP



OPERATING EXPENDITURES

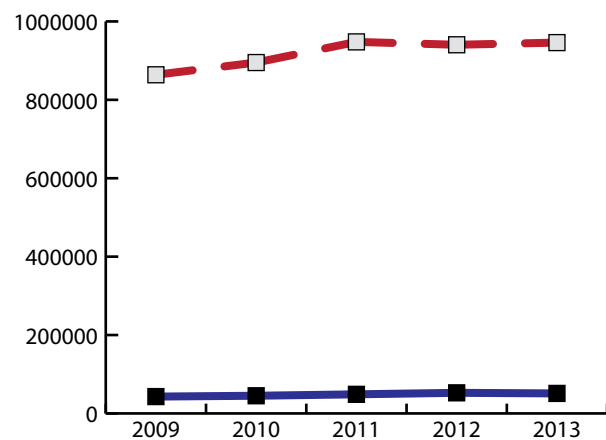
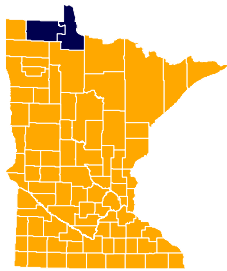


Chart Legend: System data — Peer group average — — —

FAR NORTH PUBLIC TRANSIT



Contact Steve Butler
Title Manager
Street 215 South Main
City State Zip Roseau, MN 56751
Telephone 218.463.3238
E-mail rcco@wiktel.com
Website farnorthtransit.com



2013 Highlights

- Expanded service to provide rides twice a month to Bemidji, East Grand Forks and Thief River Falls
- Increased disabled rides from 12,744 to 14,680, an increase of 1,936 rides
- Surpassed 30,000 rides (30,455) for the first time, a 7% increase over 2012

System snapshot

Legal Name Roseau County Committee on Aging
Governance Joint Powers Board
Area Served Roseau, Lake of the Woods Counties
Legislative District 01A, 02A
Congressional District 7

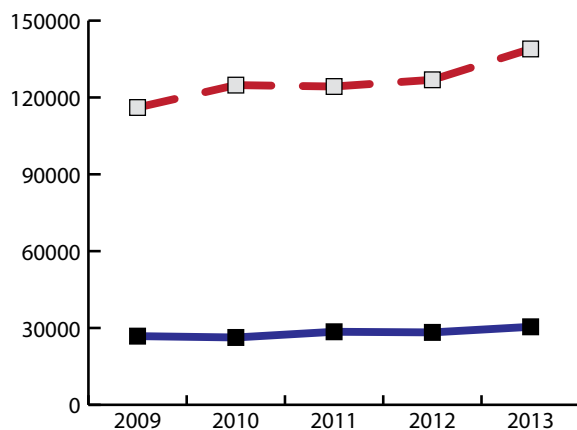
System characteristics

Vehicle fleet 4 Class 400
Service type Route deviation, dial-a-ride
Funding class Rural

Hours of Operation
Monday - Friday 7:00 am - 5:00 pm
Saturday No service
Sunday No service
Base fare \$1.00 - \$1.50

System performance

RIDERSHIP



OPERATING EXPENDITURES

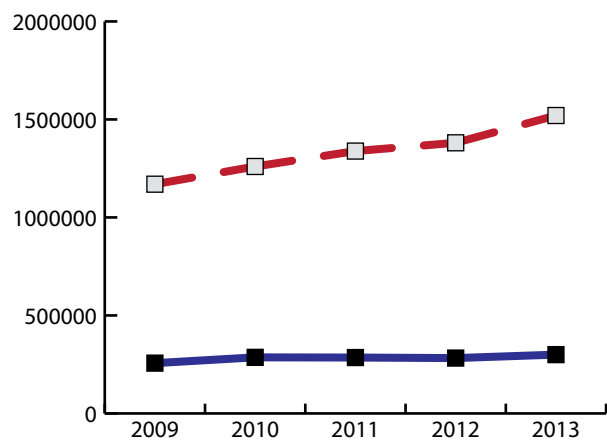
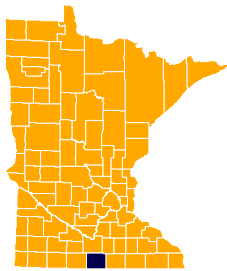


Chart Legend: System data

Peer group average

FARIBAULT COUNTY PRAIRIE EXPRESS



Contact	Bonita Zimmer
Title	Transit Coordinator
Street	415 N. Main St., Box 130
City State Zip	Blue Earth, MN 56013
Telephone	507.526.7433
E-mail	bonita.zimmer@co.faribault.mn.us
Website	co.faribault.mn.us

2013 Highlights

- Began discussion with Martin County to merge two systems
- Had an accident free year
- All negative drug tests on drivers
- Continued service to neighboring counties

System snapshot

Legal Name	Faribault County
Governance	County
Area Served	Faribault County
Legislative District	23A, 27A
Congressional District	1

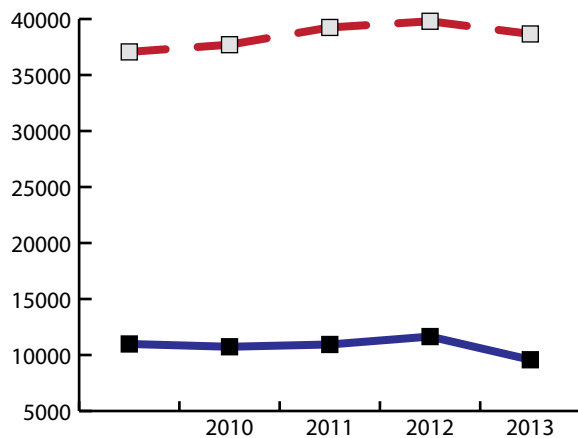
System characteristics

Vehicle fleet	2 Class 400
Service type	Dial-a ride
Funding class	Rural

Hours of Operation	
Monday - Friday	7:00 am - 5:00 pm
Saturday	No service
Sunday	No service
Base fare	\$3.00 - \$6.00

System performance

RIDERSHIP



OPERATING EXPENDITURES

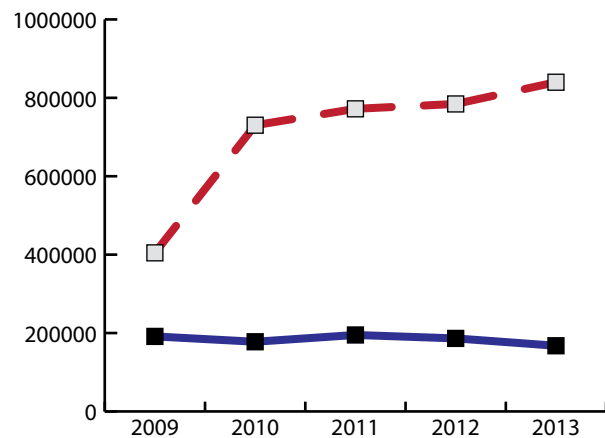
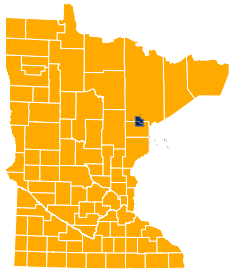


Chart Legend: System data — Peer group average — — —

FOND DU LAC BAND TRANSIT



Contact James A. Kyle
Title Transportation Director
Street 1780 Big Lake Road
City State Zip Cloquet, MN 55720
Telephone 218.878.8008
E-mail jameskyle@fdlrez.com
Website fdlrez.com/fdltransit.html



2013 Highlights

- New service in 2013: first time Fond du Lac Band Transit received funding to operate service.

System snapshot

Legal Name Fond du Lac Band of Lake Superior Chippewa Indians
Governance Tribal
Area Served Carlton and St. Louis Counties
Legislative District 11A
Congressional District 8

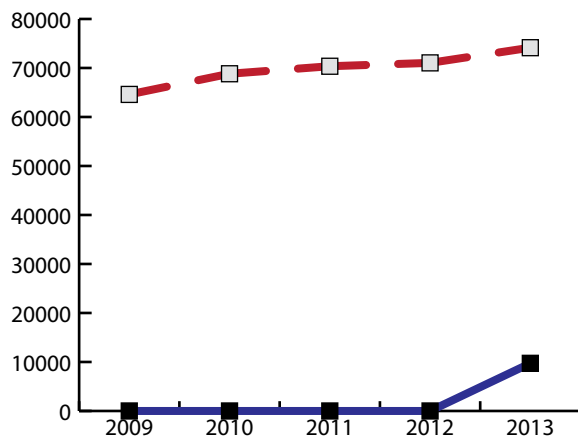
System characteristics

Vehicle fleet 2 Class 200, 4 Class 400, 2 Class 500
Service type On demand, deviated fixed route
Funding class Rural

Hours of Operation
Monday - Friday 5:30 am - 8:30 pm
Saturday 9:00 am - 5:00 pm
Sunday 9:00 am - 5:00 pm
Base fare \$1.00

System performance

RIDERSHIP



OPERATING EXPENDITURES

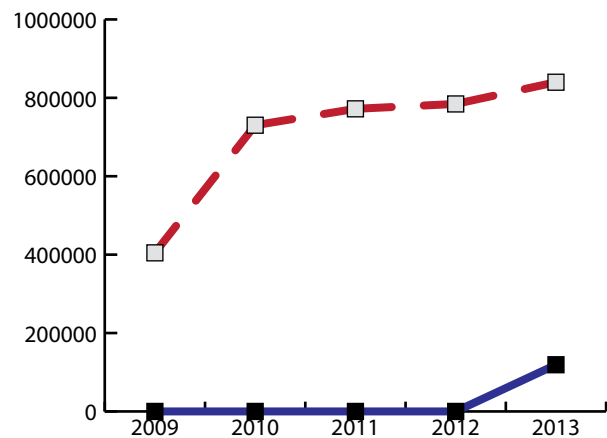
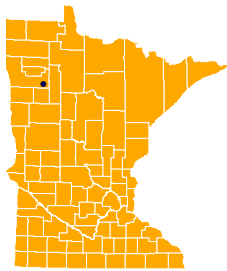


Chart Legend: System data

Peer group average

FOSSTON TRANSIT



Contact Charles Lucken
Title City Administrator
Street 220 East First Street
City State Zip Fosston, MN 56542
Telephone 218.435.1959
E-mail chuck.lucken@fosston.com
Website fosston.com



2013 Highlights

- Coordinated with local partners to ensure continued Sunday bus service in 2013
- Increased ridership by 3% over prior year

System snapshot

Legal Name City of Fosston
Governance City
Area Served Fosston
Legislative District 01B
Congressional District 7

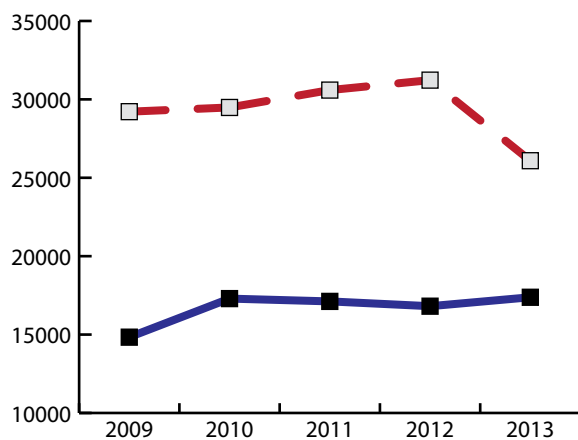
System characteristics

Vehicle fleet 1 Class 400
Service type Dial-a-ride
Funding class Rural

Hours of Operation
Monday - Friday 8:00 am - 4:30 pm
Saturday No service
Sunday 8:00 am - 12:00 pm
Base fare \$0.50

System performance

RIDERSHIP



OPERATING EXPENDITURES

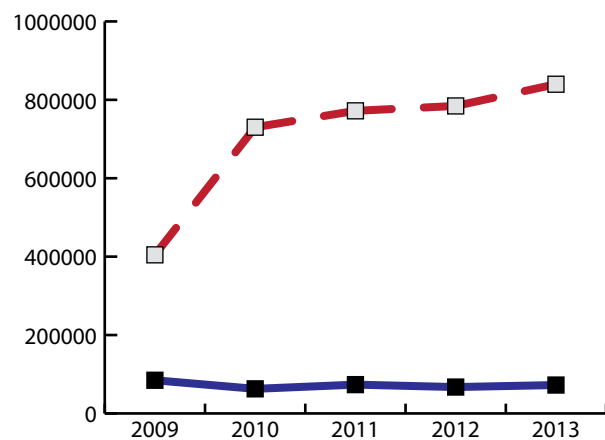
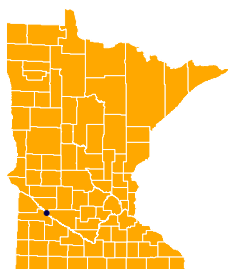


Chart Legend: System data — Peer group average — — —

GRANITE FALLS HEARTLAND EXPRESS



Contact Dennis Smith
Title Transit Director
Street 641 Prentice Street
City State Zip Granite Falls, MN 56241
Telephone 320.564.3011 Ext. 7
E-mail transit@granitefalls.com
Website granitefalls.com



2013 Highlights

- Purchased a new Class 400 bus

System snapshot

Legal Name City of Granite Falls
Governance City
Area Served Granite Falls
Legislative District 16A, 17A
Congressional District 7

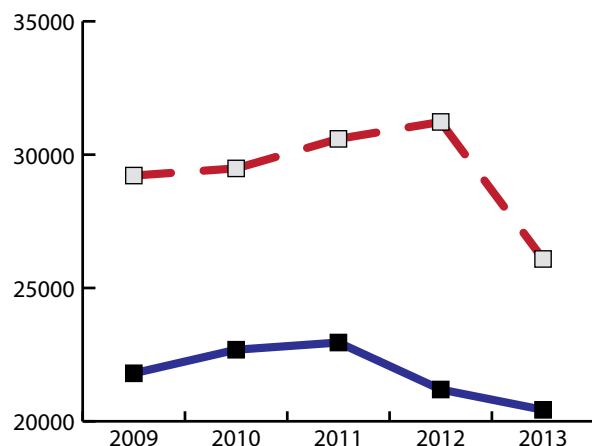
System characteristics

Vehicle fleet 2 Class 400
Service type Dial-a-ride
Funding class Small urban

Hours of Operation
 Monday - Friday 6:30 am - 5:30 pm
 Saturday No service
 Sunday No service
Base fare \$2.00

System performance

RIDERSHIP



OPERATING EXPENDITURES

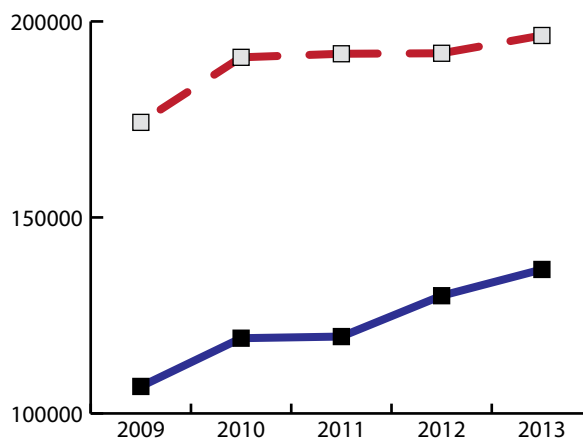
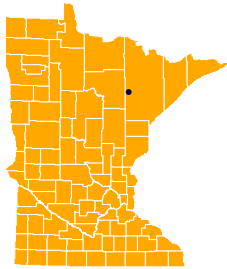


Chart Legend: System data — Peer group average — — —

HIBBING AREA TRANSIT



Contact Sherri A. Renskers
Title Finance Director
Street 401 East 21st Street
City State Zip Hibbing, MN 55746
Telephone 218.262.3486 Ext. 714
E-mail srenskers@ci.hibbing.mn.us
Website hibbing.mn.us



2013 Highlights

- Increased ridership by 4% over previous year, while decreasing operating expenses by 3%
- Helped more special needs passengers to become confident in using the bus on their own

System snapshot

Legal Name City of Hibbing
Governance City
Area Served Hibbing
Legislative District 06A
Congressional District 8

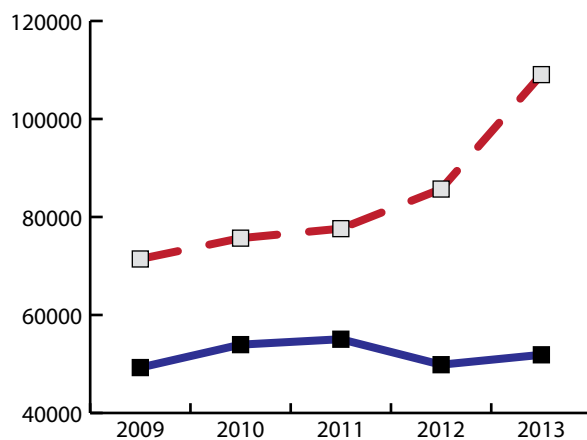
System characteristics

Vehicle fleet 4 Class 500
Service type Route deviation, dial-a-ride
Funding class Small urban

Hours of Operation
Monday - Friday 6:00 am - 8:00 pm
Saturday 9:00 am - 3:00 pm
Sunday 9:00 am - 2:00 pm
Base fare \$2.00

System performance

RIDERSHIP



OPERATING EXPENDITURES

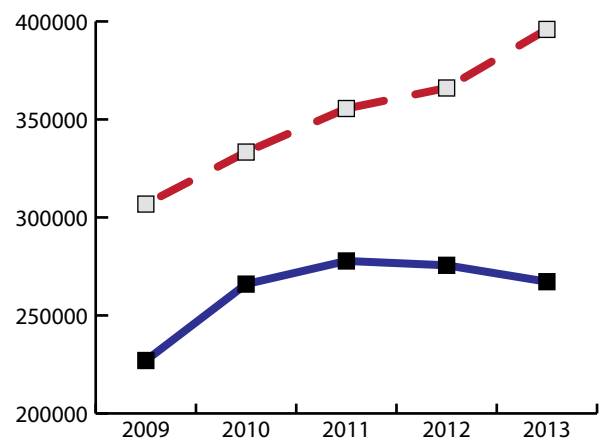
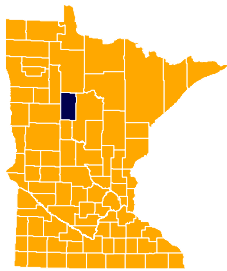


Chart Legend: System data — Peer group average - - -

HUBBARD COUNTY HEARTLAND EXPRESS



Contact Linda Bair
Title Coordinator
Street 205 Court Avenue
City State Zip Park Rapids, MN 56470
Telephone 218.732.9328
E-mail lbair@co.hubbard.mn.us
Website co.hubbard.mn.us



2013 Highlights

- Provided all transportation for the Governor's fishing opener in a joint effort with Paul Bunyan Transit. Provided 1,873 rides during the 2.5 days
- Increased ridership by 11% over 2012 by using marketing presentation and joint efforts with Community Education/Preschool
- 33% of rides provided were for children

System snapshot

Legal Name Hubbard County
Governance County
Area Served Hubbard County
Legislative District 02A, 02B, 05A
Congressional District 8

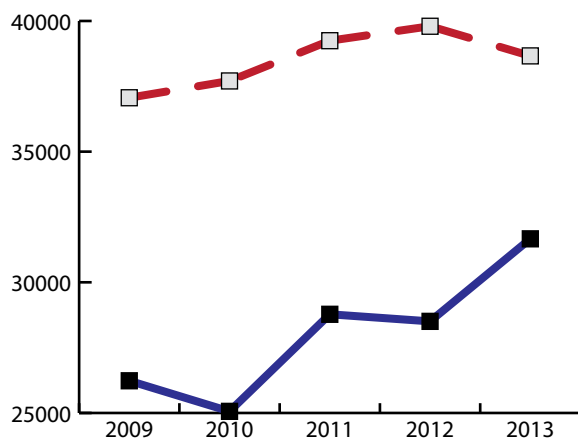
System characteristics

Vehicle fleet 5 Class 400
Service type Route deviation, dial-a-ride, volunteer
Funding class Rural

Hours of Operation
 Monday - Friday 6:15 am - 5:00 pm
 Saturday No service
 Sunday No service
Base fare \$1.50

System performance

RIDERSHIP



OPERATING EXPENDITURES

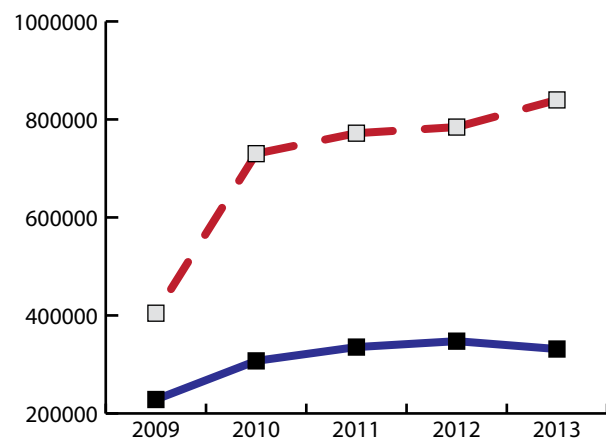
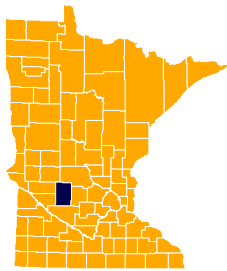


Chart Legend: System data — Peer group average - - -

KANDIYOHI AREA TRANSIT



Contact Tiffany Colliins
Title Transit Director
Street 1320 22nd St. SW, PO Box 186
City State Zip Willmar, MN 56201
Telephone 320.214.7433
E-mail tcollins@katbus.org
Website katbus.org



2013 Highlights

- Established funding for a coordinated Highway 12 route between Kandiyohi Area Transit and Meeker County
- Efforts underway to merge with Renville County Heartland Express

System snapshot

Legal Name Kandiyohi Area Transit JPB
Governance Joint Powers Board
Area Served Willmar, Kandiyohi County
Legislative District 17A, 17B
Congressional District 7

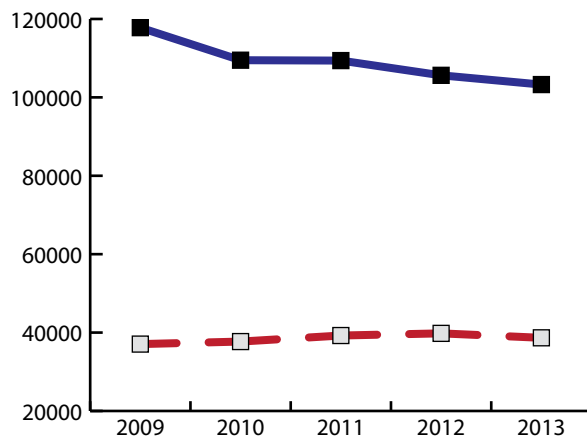
System characteristics

Vehicle fleet 12 Class 400, 4 Class 500
Service type Route deviation, demand response
Funding class Rural

Hours of Operation
Monday - Friday 5:30 am - 5:30 pm
Saturday 8:00 am - 4:30 pm
Sunday No service
Base fare \$2.00

System performance

RIDERSHIP



OPERATING EXPENDITURES

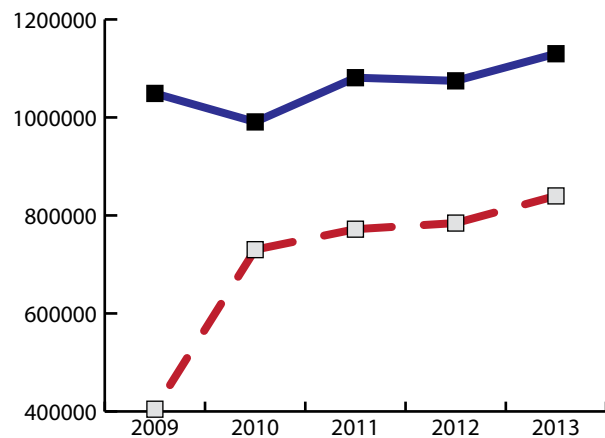
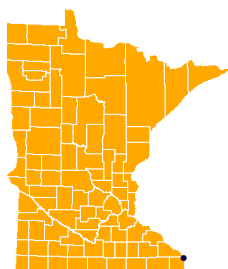


Chart Legend: System data — Peer group average - - -

LA CRESCENT APPLE EXPRESS



Contact Keith Lee
Title Transit Manager
Street 315 Main Street
City State Zip La Crescent, MN 55947
Telephone 608.789.7350
E-mail leek@cityoflacrosse.org
Website cityoflacrosse.org



2013 Highlights

- Revamped routes for greater efficiency
- Cities of La Crosse and La Crescent partnered to purchase a new Class 400 bus
- Extended service hours to better accommodate commuters

System snapshot

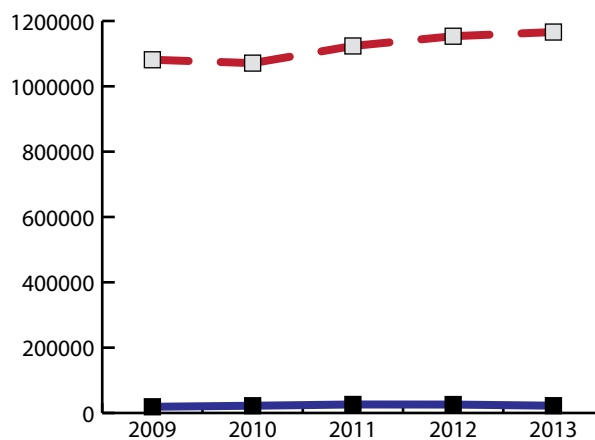
Legal Name City of La Crescent
Governance City
Area Served La Crescent, MN, La Crosse, WI
Legislative District 28B
Congressional District 1

System characteristics

Vehicle fleet	1 Class 600	Hours of Operation	
Service type	Route deviation	Monday - Friday	6:00 am - 7:00 pm
Funding class	Urban	Saturday	No service
		Sunday	No service
		Base fare	\$0.75-\$1.50

System performance

RIDERSHIP



OPERATING EXPENDITURES

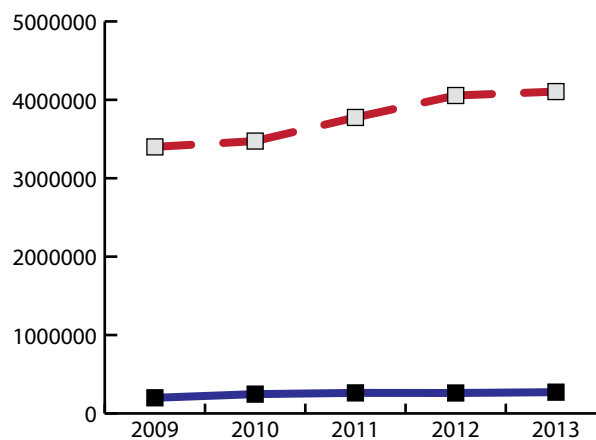
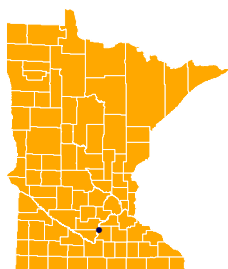


Chart Legend: System data

Peer group average

LE SUEUR HEARTLAND EXPRESS



Contact Sandi Owen
Title Transit Director
Street 601 South 5th Street
City State Zip Le Sueur, MN 56058
Telephone 507.665.6211
E-mail sowen@cityoflesueur.com
Website cityoflesueur.com



2013 Highlights

- Had conversations with partners about potential coordination opportunities
- Ridership increased 6% over 2012

System snapshot

Legal Name City of Le Sueur
Governance City
Area Served Le Sueur
Legislative District 20A
Congressional District 1

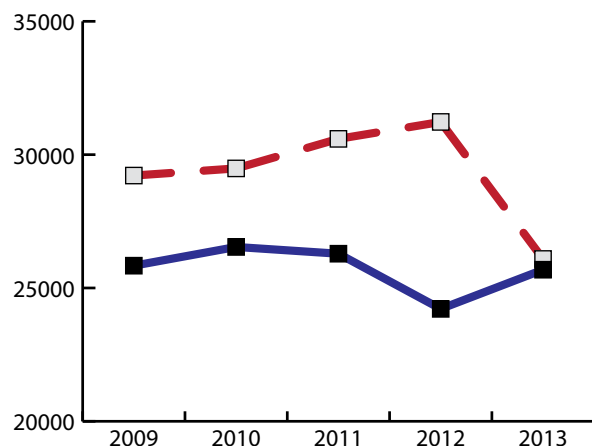
System characteristics

Vehicle fleet 2 Class 400
Service type Route deviation, dial-a-ride, route guarantee, subscription
Funding class Small urban

Hours of Operation
Monday - Friday 7:00 am to 4:30 pm
Saturday No service
Sunday No service
Base fare \$2.00

System performance

RIDERSHIP



OPERATING EXPENDITURES

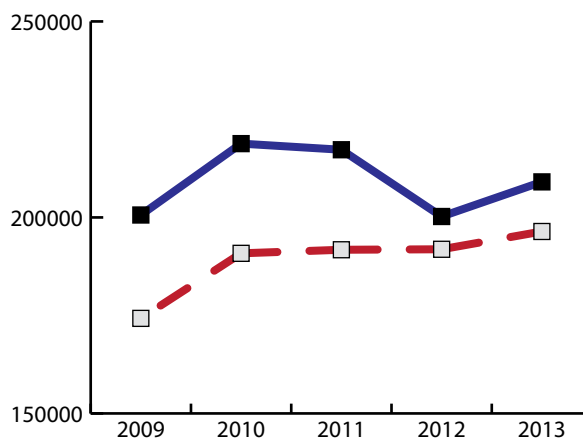
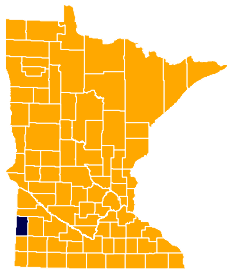


Chart Legend: System data — Peer group average - - -

LINCOLN COUNTY HEARTLAND EXPRESS



Contact Cara Nielsen
Title Transit Director
Street 319 N. Rebecca Street,
P. O. Box 29
City State Zip Ivanhoe, MN 56142
Telephone 507.694.1813
E-mail cnielsen@co.lincoln.mn.us
Website co.lincoln.mn.us



2013 Highlights

- Lincoln County received funding to purchase a Class 400 bus
- Worked with the Lincoln County Fair Board to provide rides for this year's fair
- Efforts are underway with Western Community Action Program for a 2016 merger.

System snapshot

Legal Name Lincoln County
Governance County
Area Served Lincoln County
Legislative District 22A
Congressional District 7

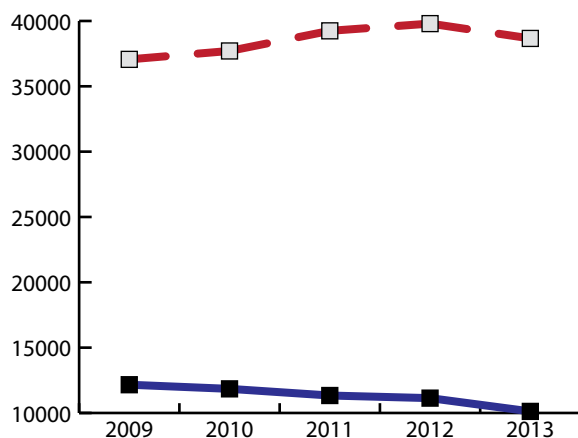
System characteristics

Vehicle fleet 2 Class 400
Service type Dial-a-ride
Funding class Rural

Hours of Operation
Monday - Friday 8:00 am - 5:00 pm,
Saturday No service
Sunday No service
Base fare \$2.00

System performance

RIDERSHIP



OPERATING EXPENDITURES

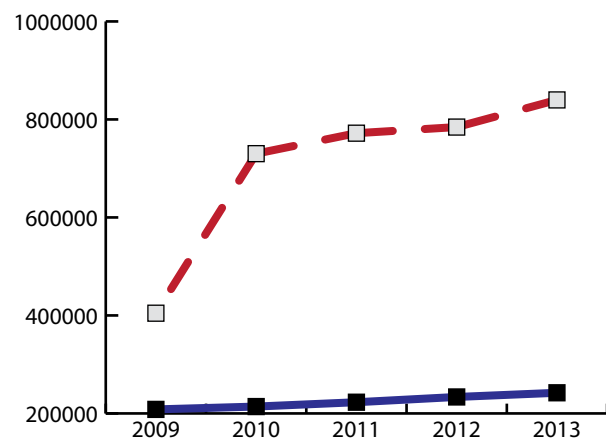
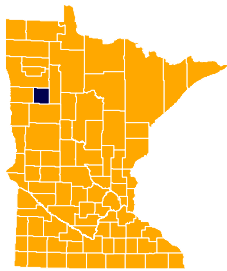


Chart Legend: System data — Peer group average — — —

MAHNOMEN COUNTY HEARTLAND EXPRESS



Contact Karen Hanson
Title Transit Coordinator
Street 311 N. Main, P. O. Box 460
City State Zip Mahnomen, MN 56557
Telephone 218.935.2560
E-mail khanson@hs.mahnomenmn.us
Website mahnomencounty-mn.org



2013 Highlights

- Ridership increased by 19% from 2012
- Over 100 passenger rode two buses in January 2013
- Started the process to consolidate with Tri-Valley Opportunity Council

System snapshot

Legal Name Mahnomen County Human Services
Governance County
Area Served Mahnomen County
Legislative District 02B
Congressional District 7

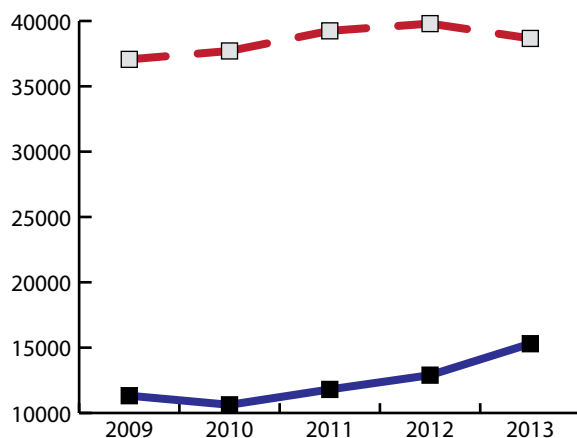
System characteristics

Vehicle fleet 4 Class 400
Service type Dial-a-ride
Funding class Rural

Hours of Operation
Monday - Friday 7:30 am - 4:30 pm
Saturday No service
Sunday No service
Base fare \$1.00

System performance

RIDERSHIP



OPERATING EXPENDITURES

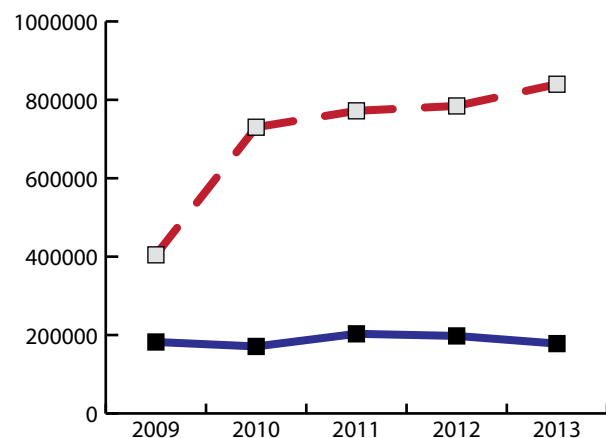
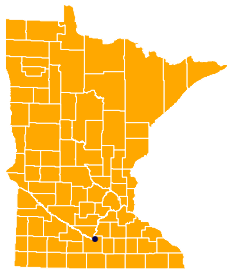


Chart Legend: System data — Peer group average — — —

MANKATO-GREATER MANKATO TRANSIT



Contact Mark Anderson
Title Superintendent
Street 10 Civic Center Plaza-Box 3368
City State Zip Mankato, MN 56002
Telephone 507.387.8655
E-mail manderson@city.mankato.mn.us
Website ci.mankato.mn.us



2013 Highlights

- Contract awarded for the design of a new 40 bus storage facility, new maintenance/repair space and automatic bus wash
- Increased ridership 49% over 2012
- Added a new Operations Supervisor position to our staff

System snapshot

Legal Name City of Mankato
Governance City
Area Served Mankato, North Mankato
Legislative District 19A, 19B
Congressional District 1

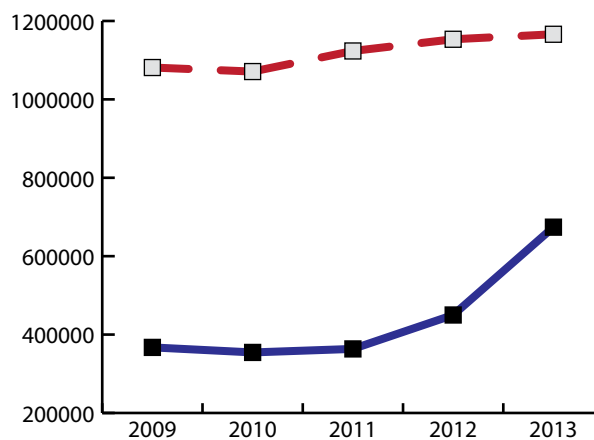
System characteristics

Vehicle fleet 6 Class 500, 2 Class 600, 5 Class 700
Service type Fixed route, complementary paratransit
Funding class Urban

Hours of Operation
Monday - Friday 6:35 am - 5:35 pm
Saturday 10:00 am - 5:30 pm
Sunday No service
Base fare \$1.50

System performance

RIDERSHIP



OPERATING EXPENDITURES

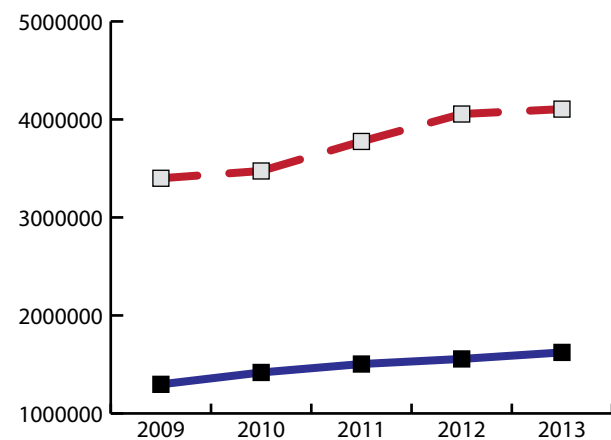
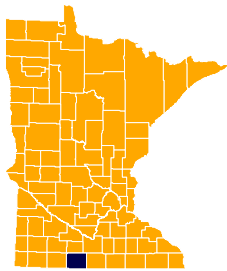


Chart Legend: System data — Peer group average — — —

MARTIN COUNTY EXPRESS



Contact Scott Higgins
Title County Coordinator
Street 201 Lake Avenue
City State Zip Fairmont, MN 56031
Telephone 507.238.3126
E-mail scott.higgins@co.martin.mn.us
Website co.martin.mn.us



2013 Highlights

- Continued new early commuter service between Fairmont and Blue Earth
- Pilot project underway to consolidate with Faribault County
- Installed digital radios and new repeater system

System snapshot

Legal Name Martin County
Governance County
Area Served Martin County
Legislative District 23A
Congressional District 1

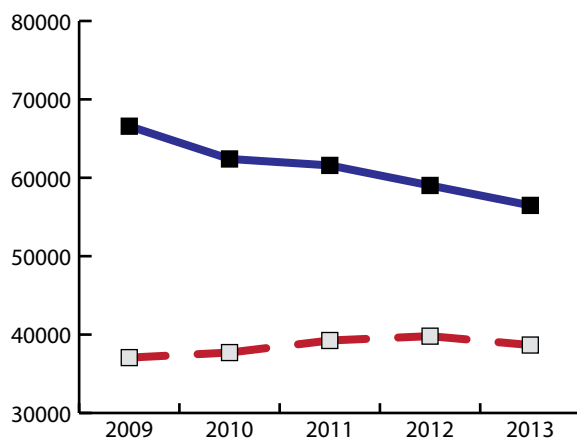
System characteristics

Vehicle fleet 1 Class 300, 8 Class 400
Service type Dial-a-ride, commuter service
Funding class Rural

Hours of Operation
 Monday - Friday 5:00 am - 6:00 pm
 Saturday 6:00 am - 6:00 pm
 Sunday
Base fare \$2.75 - \$3.25

System performance

RIDERSHIP



OPERATING EXPENDITURES

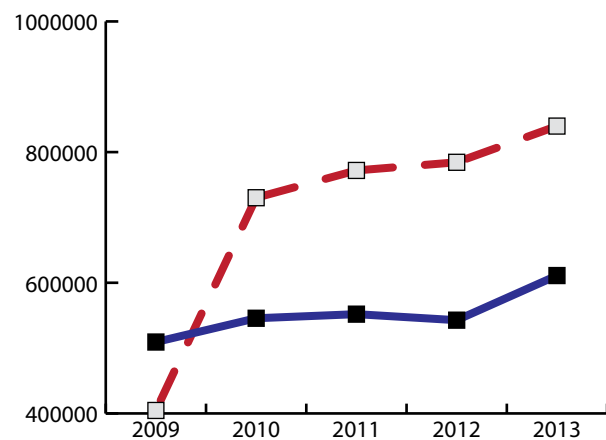
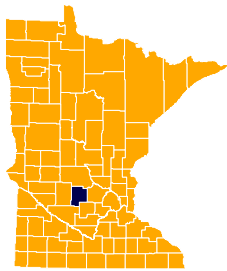


Chart Legend: System data — Peer group average —

MEEKER COUNTY PUBLIC TRANSIT



Contact Donna Anderson
Title Director
Street 812 East Ripley Street
City State Zip Litchfield, MN 55355
Telephone 320.373.6612
E-mail donnaanderson@ecumen.org
Website ecumenoflitchfield.org



2013 Highlights

- 4% over 2012
- Involved in the community with marketing and being part of community boards which has broadened the awareness of residents between the ages of 10-55
- Increased ridership 4% over 2012

System snapshot

Legal Name Ecumen dba Meeker Public Transit
Governance County
Area Served Litchfield, Meeker County
Legislative District 18A
Congressional District 7

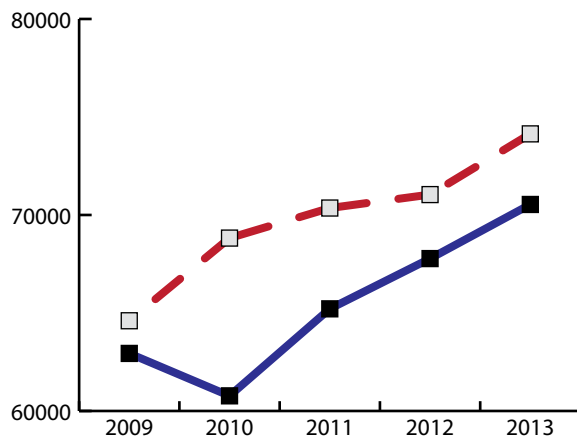
System characteristics

Vehicle fleet 8 Class 400
Service type Route deviation, dial-a-ride, subscription
Funding class Rural

Hours of Operation
Monday - Friday 6:15 am - 6:00 pm
Saturday 8:00 am - 1:00 pm (October-March only)
Sunday 7:30 am - 12:30 pm
Base fare \$1.50 - \$3.00

System performance

RIDERSHIP



OPERATING EXPENDITURES

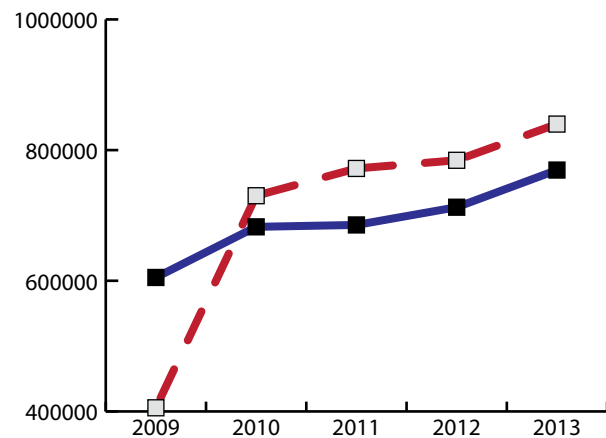
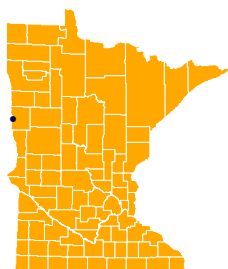


Chart Legend: System data

Peer group average

MOORHEAD METROPOLITAN AREA TRANSIT: REGULAR ROUTE BUS



Contact Lori Van Beek
Title Transit Manager
Street 650 - 23rd Street North
City State Zip Fargo, ND 58102
Telephone 701.476.6686
E-mail lvanbeek@matbus.com
Website matbus.com



2013 Highlights

- Extended evening service by one hour
- Increased frequency to 15-minute intervals in the afternoon through MSUM campus on weekdays during the academic year
- Implemented bus tracking technology and automatic bus stop announcement through GPS technology, including kiosks showing real-time arrival
- Ridership climbed nearly 4% in 2013

System characteristics

Vehicle fleet 11 Class 700
Service type Fixed route
Funding class Urban

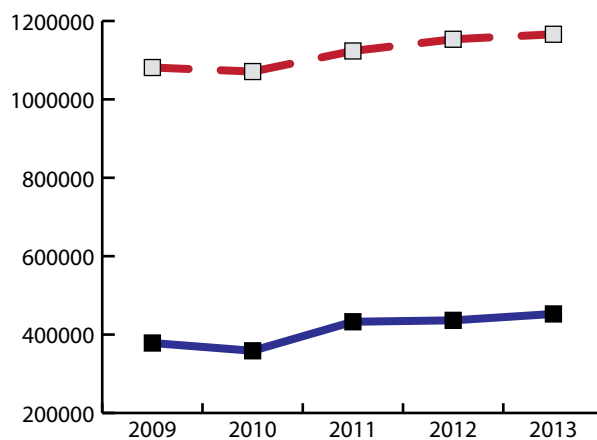
System snapshot

Legal Name City of Moorhead
Governance City
Area Served Dilworth, Moorhead
Legislative District 04A, 04B
Congressional District 7

Hours of Operation
Monday - Friday 6:15 am - 11:15 pm
Saturday 7:15 am - 11:15 pm
Sunday No service
Base fare \$1.50

System performance

RIDERSHIP



OPERATING EXPENDITURES

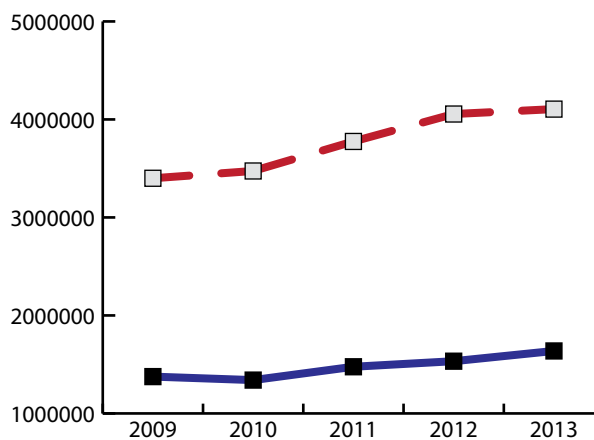
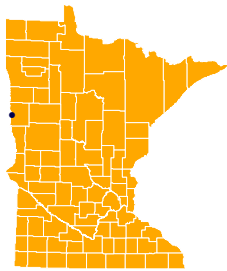


Chart Legend: System data — Peer group average — — —

MOORHEAD METROPOLITAN AREA TRANSIT: PARATRANSIT



Contact Lori Van Beek
Title Transit Manager
Street 650 - 23rd Street North
City State Zip Fargo, ND 58102
Telephone 701.476.6686
E-mail lvanbeek@matbus.com
Website matbus.com



2013 Highlights

- Extended evening service by one hour
- Completed a Paratransit Satisfaction Survey
- Updated on-board technology with new tablets for scheduling rides
- Increased ridership on Metro Senior Ride by 4%

System snapshot

Legal Name City of Moorhead
Governance City
Area Served Dilworth, Moorhead
Legislative District 04A, 04B
Congressional District 7

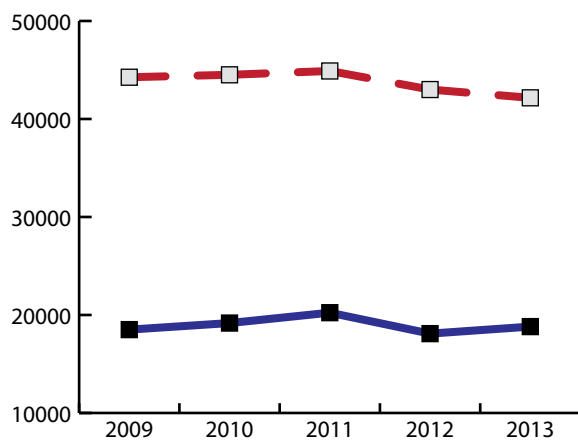
System characteristics

Vehicle fleet 5 Class 400, 3 Class 200
Service type Dial-a-ride
Funding class Urban, complementary paratransit

Hours of Operation
Monday - Friday 6:15 am - 11:15 pm
Saturday 7:15 am - 11:15 pm
Sunday No service
Base fare \$3.00

System performance

RIDERSHIP



OPERATING EXPENDITURES

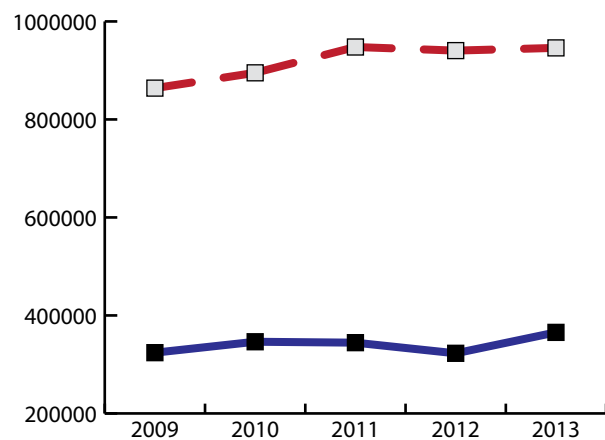
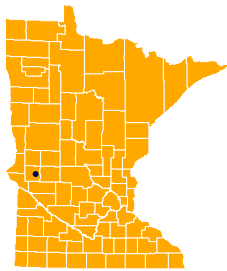


Chart Legend: System data

Peer group average

MORRIS TRANSIT



Contact Beth Heinrich
Title Transit Coordinator
Street P. O. Box 438
City State Zip Morris, MN 56267
Telephone 320.589.1000
E-mail transit@ci.morris.mn.us
Website ci.morris.mn.us



2013 Highlights

- Transported and welcomed international students to the area and university life
- Purchased new replacement bus

System snapshot

Legal Name City of Morris
Governance City
Area Served Morris
Legislative District 12A
Congressional District 7

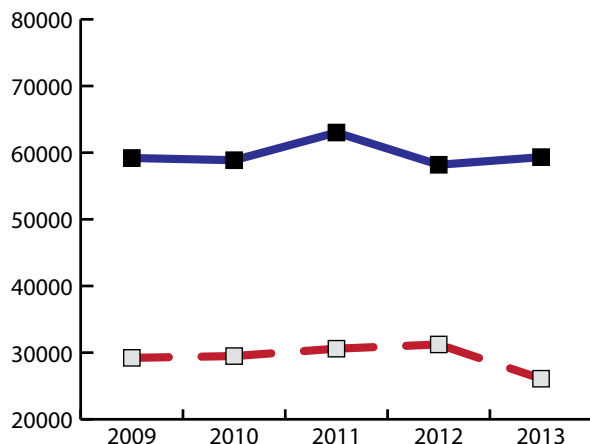
System characteristics

Vehicle fleet 6 Class 400
Service type Dial-a-ride
Funding class Small urban

Hours of Operation
Monday - Friday 6:00 am - 10:00 pm
Saturday 12:00 pm - 4:00 pm
Sunday 8:00 am - 12:30 pm
Base fare \$1.25 - \$2.50

System performance

RIDERSHIP



OPERATING EXPENDITURES

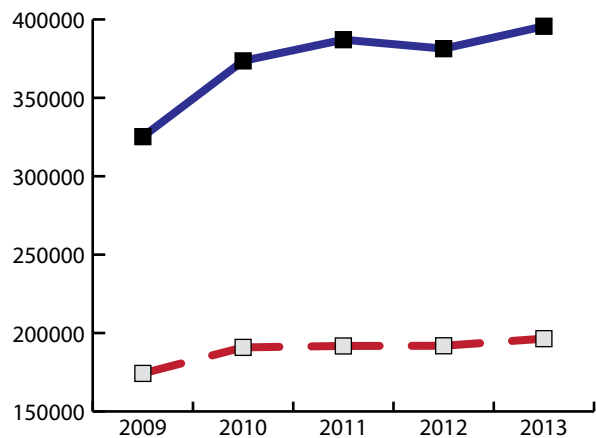
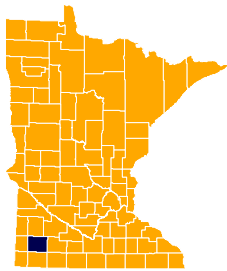


Chart Legend: System data — Peer group average — — —

MURRAY COUNTY HEARTLAND EXPRESS



Contact Michelle Miranowski
Title Transportation Coordinator
Street 2439 Broadway Avenue
City State Zip Slayton, MN 56172
Telephone 507.836.6648
E-mail mcrides@co.murray.mn.us
Website N/A



2013 Highlights

- Accident free in 2013
- Maintained a dedicated pool of volunteer drivers
- Distributed information on our transit system at local events

System snapshot

Legal Name Murray County
Governance County
Area Served Murray County
Legislative District 22A
Congressional District 7

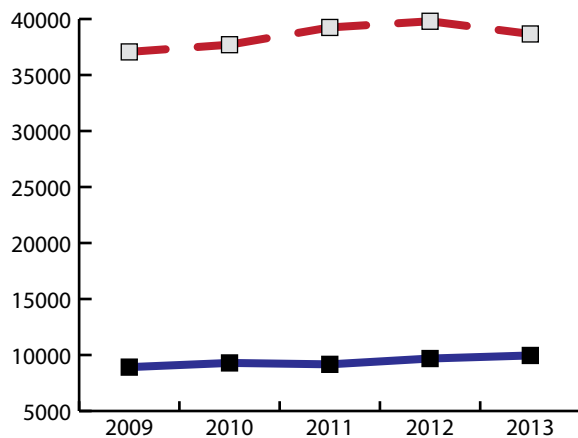
System characteristics

Vehicle fleet 1 Class 400
Service type Demand response
Funding class Rural

Hours of Operation
Monday - Friday 8:00 am - 4:00 pm
Saturday No service
Sunday No service
Base fare \$2.50 - \$5.00

System performance

RIDERSHIP



OPERATING EXPENDITURES

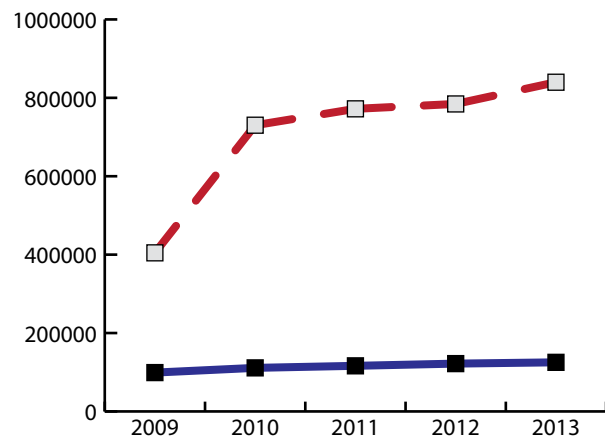
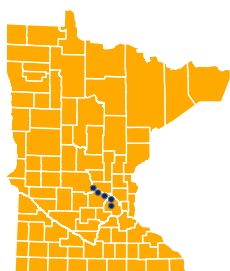


Chart Legend: System data — Peer group average - - -

NORTH STAR LINK



Contact Ryan I. Daniel
Title Executive Director
Street 665 Franklin Avenue N.E.
City State Zip St. Cloud, MN 56304
Telephone 320.529.4482
E-mail rdaniel@stcloudmtc.com
Website catchthelink.com



2013 Highlights

- Total ridership increased 9.4% over 2012 and average daily ridership up 10.4%
- Added two MRCI coaches to the fleet
- Note: The North Star Link does not have a Peer Group.

System snapshot

Legal Name Northstar Link Commuter Bus
Governance Northstar Corridor Development Authority Joint Powers
Area Served Becker, Big Lake, St. Cloud
Legislative District 14A, 14B, 15B, 30A
Congressional District 6

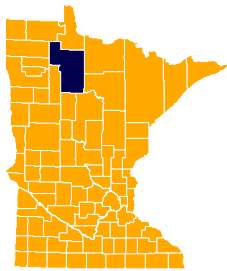
System characteristics

Vehicle fleet	4 Class 700	Hours of Operation	
Service type	Fixed route commuter bus	Monday - Friday	4:40 am - 8:10 pm
Funding class	Urban	Saturday	9:15 am - 8:55 pm
		Sunday	8:20 am - 6:50 pm
		Base fare	\$3.25

Note: Northstar Link is operated by St. Cloud Metro Bus.

- 2010-2012 under contract with Northstar Corridor Development Authority
- 2013 under contract with MnDOT
- See the Operating and Financial Statistics sections of this report for 2013 data

PAUL BUNYAN TRANSIT



Contact Gregory O. Negard
Title Executive Director
Street 706 Railroad St., Box 1773
City State Zip Bemidji, MN 56619
Telephone 218.444.9520 Ext. 6
E-mail g.negard@paulbunyantransit.com
Website paulbunyantransit.com



2013 Highlights

- Continued coordination with Hubbard County for dispatching
- Far North Transit will merge with Paul Bunyan Transit in January 2015

System snapshot

Legal Name Paul Bunyan Transit
Governance Non-profit
Area Served Bemidji, Beltrami County
Legislative District 02A, 05A
Congressional District 7, 8

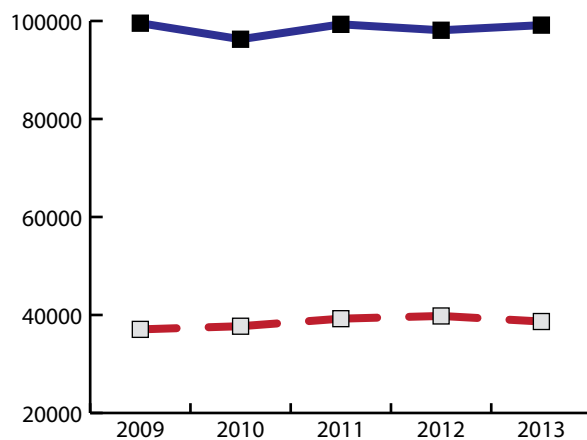
System characteristics

Vehicle fleet 12 Class 400, 3 Class 500
Service type Route deviation, dial-a-ride
Funding class Rural

Hours of Operation
Monday - Friday 7:00 am - 6:00 pm
Saturday 8:00 am - 5:00 pm
Sunday No service
Base fare \$1.50

System performance

RIDERSHIP



OPERATING EXPENDITURES

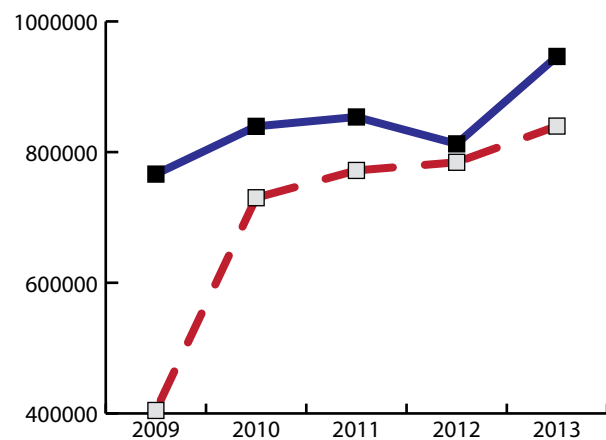
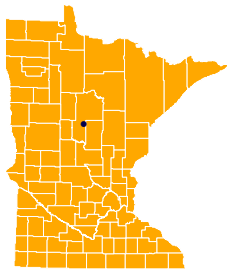


Chart Legend: System data — Peer group average - - -

PINE RIVER RIDE WITH US



Contact Terry Dabill
Title Transit Administrator
Street P. O. Box 87
City State Zip Pine River, MN 56474
Telephone 218.587.2440
E-mail prridewithusbus@hotmail.com
Website pinerivermn.com

2013 Highlights

- On Oct. 1, 2013, Pine River Ride With Us Bus merged with Brainerd and Crow Wing Public Transit

System snapshot

Legal Name City of Pine River
Governance City
Area Served Pine River
Legislative District 05B
Congressional District 8

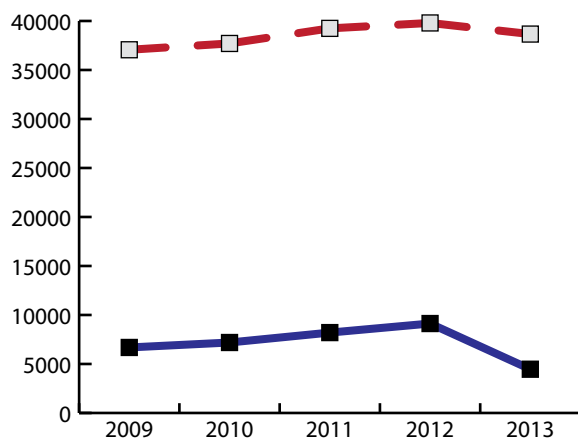
System characteristics

Vehicle fleet 1 Class 300
Service type Dial-a-ride
Funding class Rural

Hours of Operation
Monday - Friday 8:30 am - 4:00 pm
Saturday No service
Sunday No service
Base fare \$1.00

System performance

RIDERSHIP



OPERATING EXPENDITURES

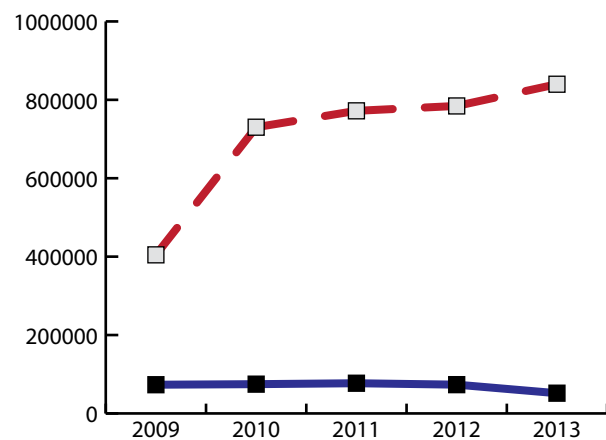
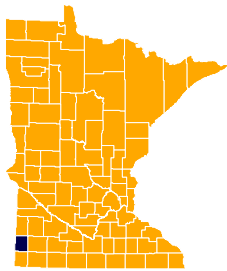


Chart Legend: System data — Peer group average — — —

PIPESTONE COUNTY TRANSIT



Contact Marc Hall
Title Transit Director
Street 811 Fifth Street S.E.
City State Zip Pipestone, MN 56164
Telephone 507.825.6713
E-mail marc.hall@co.pipestone.mn.us
Website pipestone-county.com



2013 Highlights

- Served the counties of Pipestone, Rock, Nobles and Murray with the Buffalo Ridge Route
- Dispatched through Pipestone for the Buffalo Ridge Route

System snapshot

Legal Name Pipestone County
Governance County
Area Served Pipestone County
Legislative District 22A
Congressional District 7

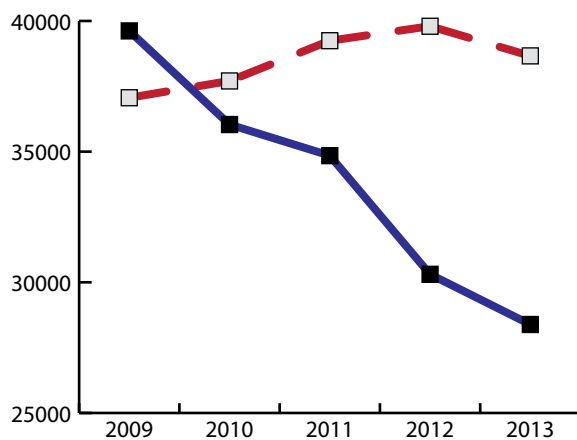
System characteristics

Vehicle fleet 5 Class 400
Service type Dial-a-ride
Funding class Rural

Hours of Operation
Monday - Friday 7:00 am - 4:45 pm
Saturday 9:00 am - 3:00 pm
Sunday 8:00 am - 1:00 pm
Base fare \$2.00 - \$4.00

System performance

RIDERSHIP



OPERATING EXPENDITURES

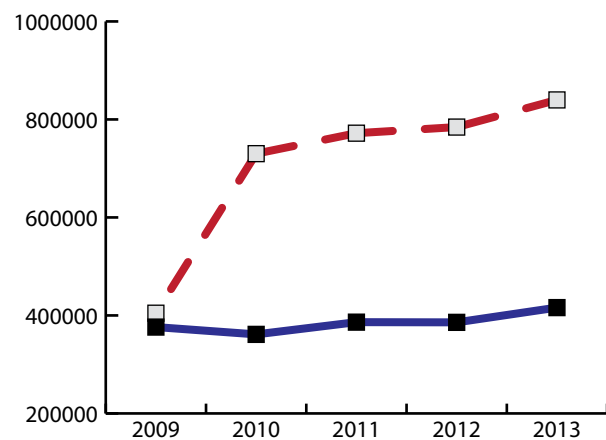
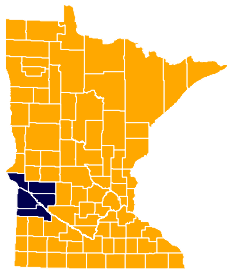


Chart Legend: System data — Peer group average - - -

PRAIRIE FIVE RIDES



Contact Title Ted Nelson
Transportation Program Manager
Street 719 Seventh Street North
City State Zip Montevideo, MN 56265
Telephone 320.269.6578
E-mail ted.nelson@prairiefive.com
Website prairiefive.com



2013 Highlights

- Montevideo Transit merged with Prairie Five Rides resulting in 10% ridership increase in 2013
- Expanded use of tablets in our bus fleet
- Installed cameras on all buses for safety and security of drivers and passengers

System snapshot

Legal Name Prairie Five CAC, Inc.
Governance CAP
Area Served Big Stone, Chippewa, Lac Qui Parle, Swift, Yellow Medicine Counties
Legislative District 12A, 16A, 17A
Congressional District 7

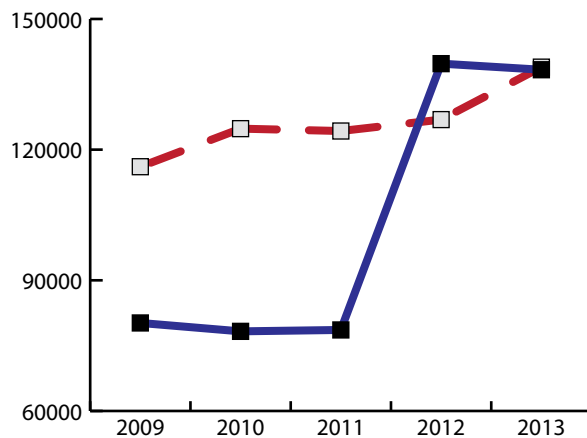
System characteristics

Vehicle fleet 16 Class 400, 2 Class 200
Service type Dial-a-ride, volunteer
Funding class Rural

Hours of Operation
Monday - Friday 6:00 am - 6:00 pm
Saturday No service
Sunday No service
Base fare \$1.50

System performance

RIDERSHIP



OPERATING EXPENDITURES

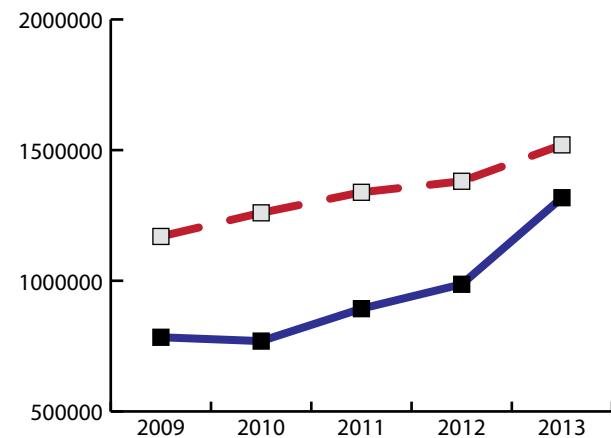
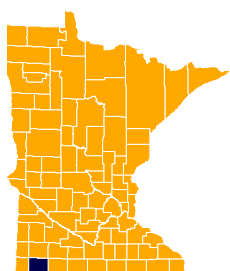


Chart Legend: System data — Peer group average — — —

PRAIRIELAND TRANSIT



Contact Karen DeBoer
Title Transit Director
Street 1106 3rd Avenue, P. O. Box 787
City State Zip Worthington, MN 56187
Telephone 507.376.3322
E-mail kdeboer@smoc.us
Website smoc.us

2013 Highlights

- Slight ridership increase in 2013
- Partnered and formed Joint Powers Board with Rock, Pipestone, and Murry Counties to provide cross-county rides with Buffalo Regional Transit.

System snapshot

Legal Name Southwestern Minnesota Opportunity Council, Inc.
Governance Non-profit
Area Served Nobles County
Legislative District 22A, 22B
Congressional District 1

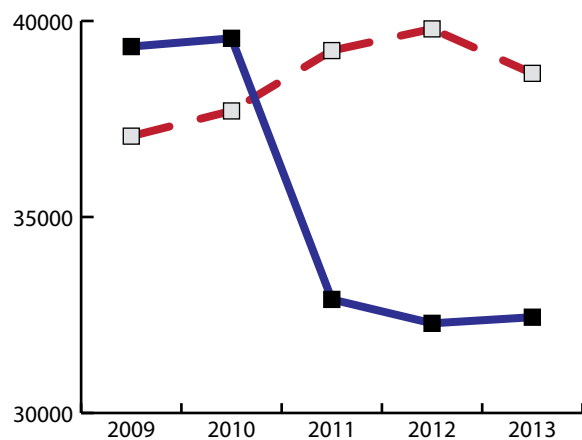
System characteristics

Vehicle fleet 2 Class 400
Service type Route deviation, dial-a-ride
Funding class Rural

Hours of Operation
Monday - Friday 7:30 am - 4:30 pm
Saturday No service
Sunday No service
Base fare \$2.50 - \$3.00

System performance

RIDERSHIP



OPERATING EXPENDITURES

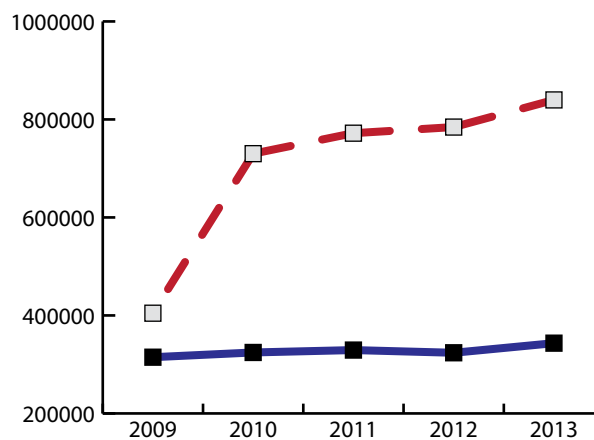
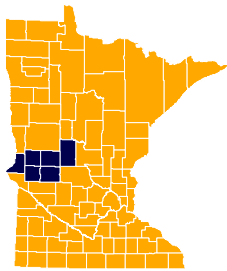


Chart Legend: System data — Peer group average — — —

RAINBOW RIDER TRANSIT



Contact Harold Jennissen
Title Transit Director
Street 249 Poplar Avenue
City State Zip Lowry, MN 56349
Telephone 1.800.450.7770
E-mail hjenn@runestone.net
Website rainbowriderbus.com



2013 Highlights

- Implemented an intercity bus route providing bus transportation between Morris and Alexandria
- Partnered with Grant and Traverse counties to provide transportation to veterans

System snapshot

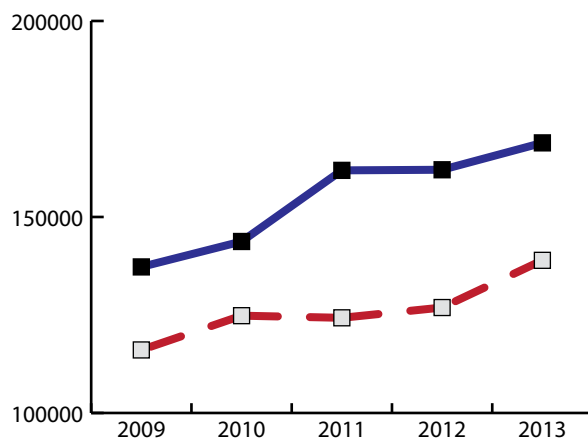
Legal Name Rainbow Rider Transit Board
Governance Joint Powers Board
Area Served Douglas, Grant, Pope, Stevens, Todd, Traverse Counties
Legislative District 08B, 09A, 09B, 12A, 12B
Congressional District 7

System characteristics

Vehicle fleet	32 Class 400, 1 Class 500, 2 Class 200	Hours of Operation	Monday - Friday 6:00 am - 6:00 pm
Service type	Demand response, fixed deviated route	Base fare	No service
Funding class	Rural		No service
			\$2.00

System performance

RIDERSHIP



OPERATING EXPENDITURES

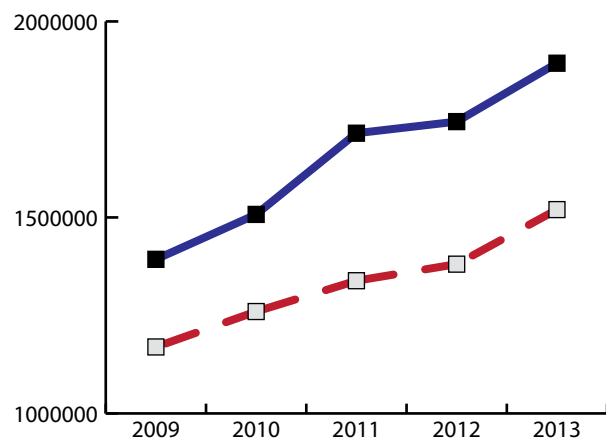
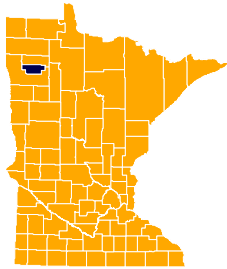


Chart Legend: System data — Peer group average - - -

RED LAKE TRANSIT



Contact Mike Ness
Title Director
Street 24415 Highway 1, Box 95
City State Zip Red Lake, MN 56671
Telephone 218.679.2910
E-mail rltransit@paulbunyan.net
Website N/A



2013 Highlights

- Increased ridership by 17% over 2012
- Surpassed 10,509 rides, up from 8,958 in 2012
- Purchased a new Class 400 replacement bus
- Jeff Iceman continued his Rodeo winning streak placing 3rd in this years competition

System snapshot

Legal Name Red Lake Band of the Chippewa
Governance Tribal
Area Served Red Lake Indian Reservation
Legislative District 02A
Congressional District 7

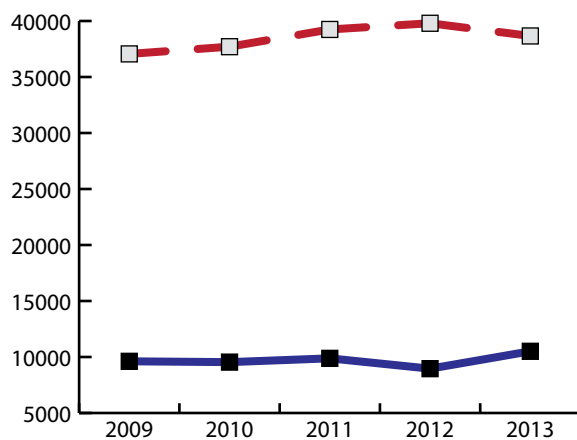
System characteristics

Vehicle fleet 1 Class 400
Service type Route deviation, dial-a-ride
Funding class Rural

Hours of Operation
Monday - Friday 6:00 am - 6:00 pm
Saturday No service
Sunday No service
Base fare \$1.00

System performance

RIDERSHIP



OPERATING EXPENDITURES

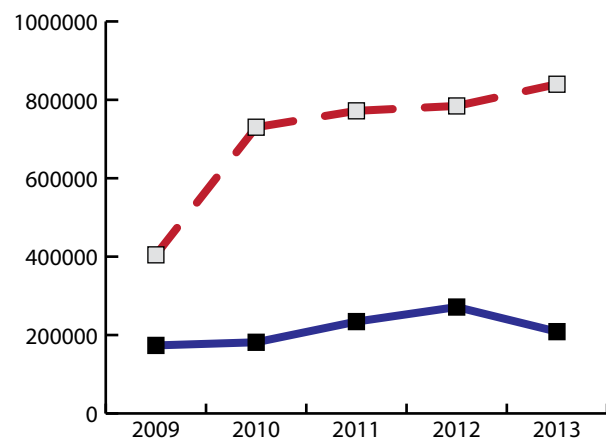
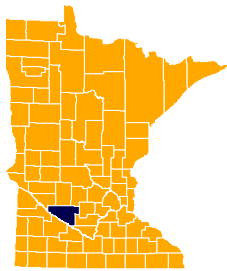


Chart Legend: System data — Peer group average — — —

RENVILLE COUNTY HEARTLAND EXPRESS



Contact Rachel Schneiderman
Title Transit Director
Street 612 East Lincoln
City State Zip Olivia, MN 56277
Telephone 320.523.3589
E-mail rachel_s@co.renville.mn.us
Website co.renville.m.us



2013 Highlights

- Successfully implemented Route Match
- Successfully implemented mobile data tablets on buses to replace paper manifests
- Reviewed potential merger strategies with neighboring transit system, Kandyohi Area Transit
- Updated website for easier access

System snapshot

Legal Name Renville County
Governance County
Area Served Renville County
Legislative District 16B, 17A
Congressional District 7

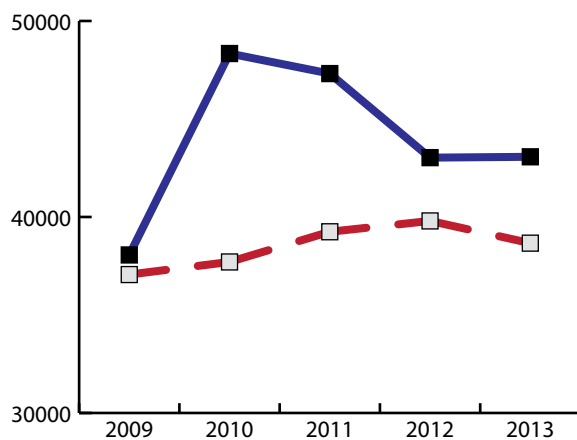
System characteristics

Vehicle fleet 1 Class 400
Service type Dial-a-ride
Funding class Rural

Hours of Operation
Monday - Friday 6:30 am - 5:30 pm
Saturday No service
Sunday No service
Base fare \$2.00 - \$5.00

System performance

RIDERSHIP



OPERATING EXPENDITURES

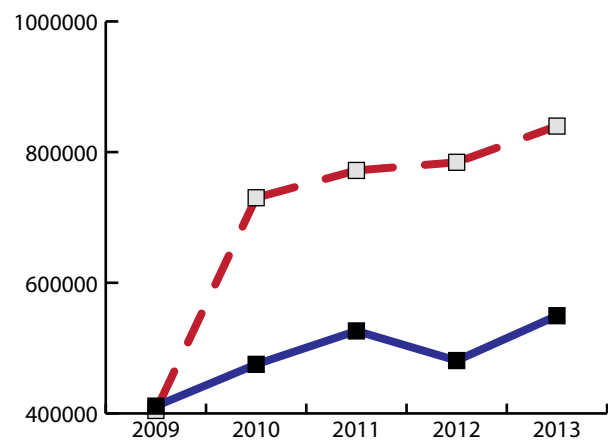
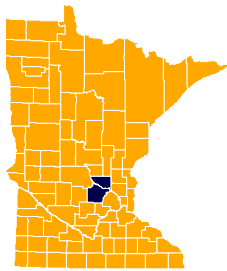


Chart Legend: System data — Peer group average - - -

RIVERRIDER PUBLIC TRANIST SYSTEM



Contact Chad Gessell
Title Transit Director
Street 17211-198th Avenue N.W.,
P. O. Box 395
City State Zip Big Lake, MN 55309
Telephone 763.263.0101
E-mail chadg@izoom.net
Website N/A

2013 Highlights

- Riverrider Public Transit System merged with TRI-CAP Transit Connection (Sherburne County) and Trailblazer Transit (Wright County) in 2014.

System snapshot

Legal Name RiverRider Public Transit
Governance Joint Powers Board
Area Served Sherburne and Wright Counties
Legislative District 12B, 13A, 13B, 14A, 14B, 15A, 15B, 18A, 29A, 29B, 30A, 30B, 31A
Congressional District 6, 7

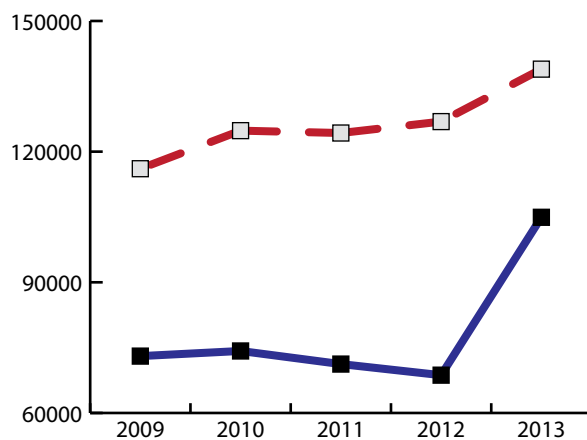
System characteristics

Vehicle fleet 7 Class 400, 7 Class 500
Service type Route deviation, dial-a-ride
Funding class Rural

Hours of Operation
Monday - Friday 7:00 am - 5:00 pm
Saturday No service
Sunday No service
Base fare \$1.25

System performance

RIDERSHIP



OPERATING EXPENDITURES

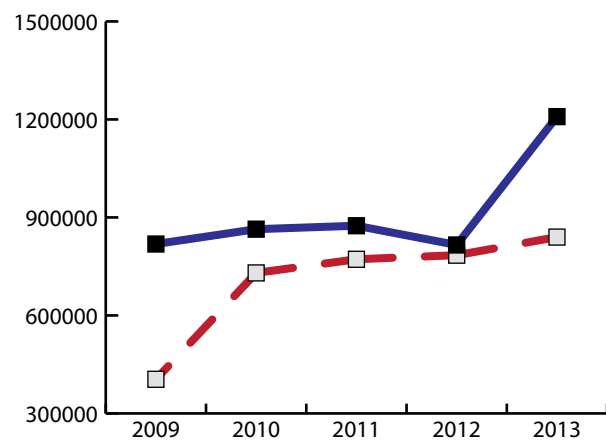
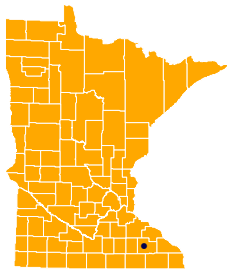


Chart Legend: System data — Peer group average — — —

ROCHESTER PUBLIC TRANSIT: REGULAR ROUTE



Contact Anthony Knauer
Title Transit & Parking Manager
Street 4300 East River Road N.E.
City State Zip Rochester, MN 55906
Telephone 507.328.2424
E-mail tknauer@rochstermn.gov
Website rptride.com



2013 Highlights

- Continued replacement and expansion of fleet with the order of four new buses
- Relocation of park and ride locations with continued partnership with private retailers
- Planning for northwest service expansion
- Participated in the initial community dialog for Destination Medical Center and what it means to transportation

System characteristics

Vehicle fleet 41 Class 700
Service type Regular route
Funding class Urban

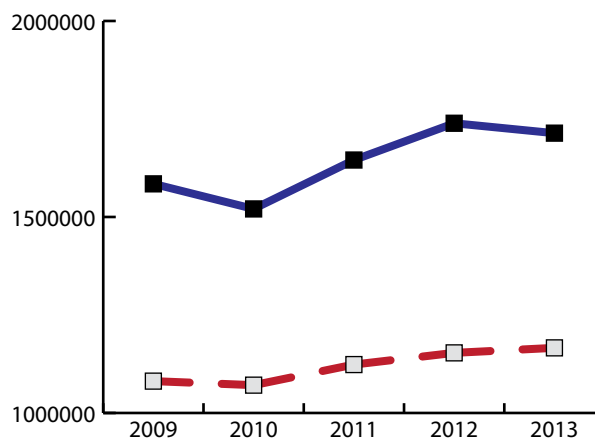
System snapshot

Legal Name City of Rochester
Governance City
Area Served Rochester
Legislative District 25A, 25B, 26A, 26B
Congressional District 1

Hours of Operation
 Monday - Friday 5:30 am - 10:00 pm
 Saturday 8:15 am - 6:40 pm
 Sunday No service
Base fare \$2.00

System performance

RIDERSHIP



OPERATING EXPENDITURES

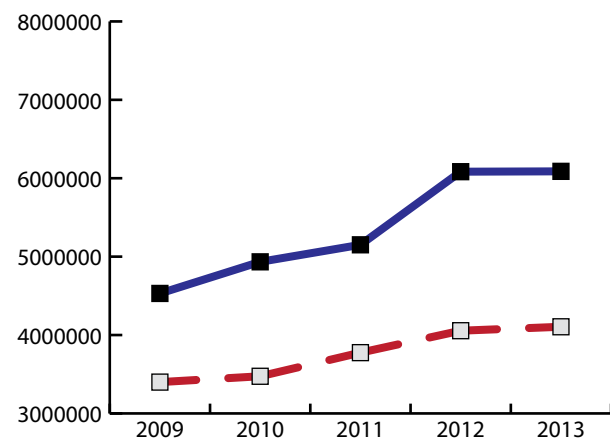
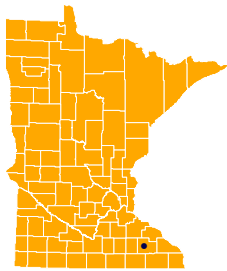


Chart Legend: System data — Peer group average —

ROCHESTER PUBLIC TRANSIT: DIAL-A-RIDE



Contact Anthony Knauer
Title Transit & Parking Manager
Street 4300 East River Road N.E.
City State Zip Rochester, MN 55906
Telephone 507.328.2424
E-mail tknauer@rochestermn.gov
Website rptrade.com



2013 Highlights

- Placed two new replacement vehicles in service

System snapshot

Legal Name City of Rochester
Governance City
Area Served Rochester
Legislative District 25A, 25B, 26A, 26B
Congressional District 1

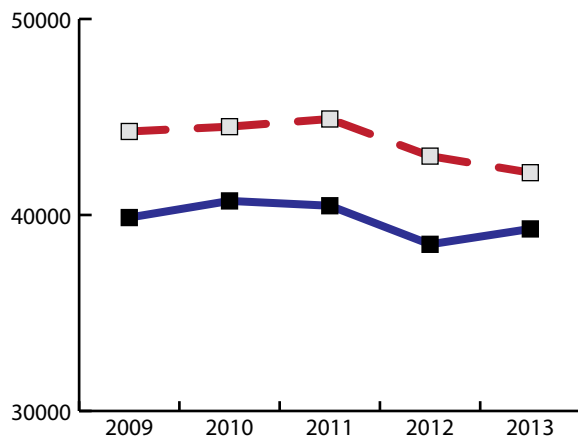
System characteristics

Vehicle fleet 4 Class 600
Service type Dial-a-ride
Funding class Urban

Hours of Operation
 Monday - Friday 5:30 am - 10:00 pm
 Saturday 7:00 am - 7:00 pm
 Sunday No service
Base fare \$3.00

System performance

RIDERSHIP



OPERATING EXPENDITURES

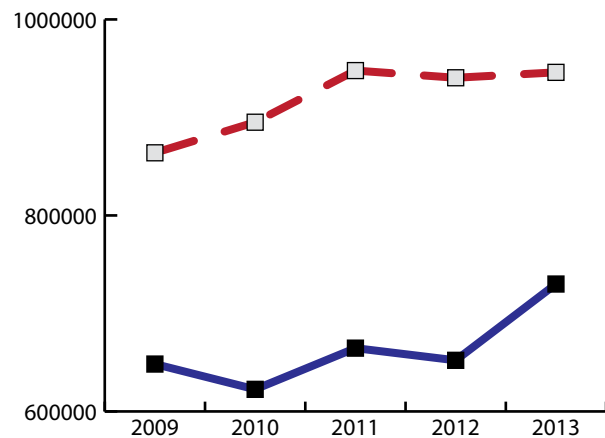
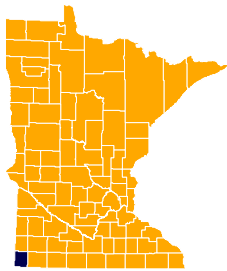


Chart Legend: System data — Peer group average — — —

ROCK COUNTY HEARTLAND EXPRESS



Contact Mark Sehr
Title Transportation Director
Street P. O. Box 713
City State Zip Luverne, MN 56156
Telephone 507.283.5058
E-mail mark.sehr@co.rock.mn.us
Website co.rock.mn.us

2013 Highlights

- Recorded an accident free year
- Maintained a dedicated pool of drivers

System snapshot

Legal Name Rock County
Governance County
Area Served Rock County
Legislative District 22A
Congressional District 1

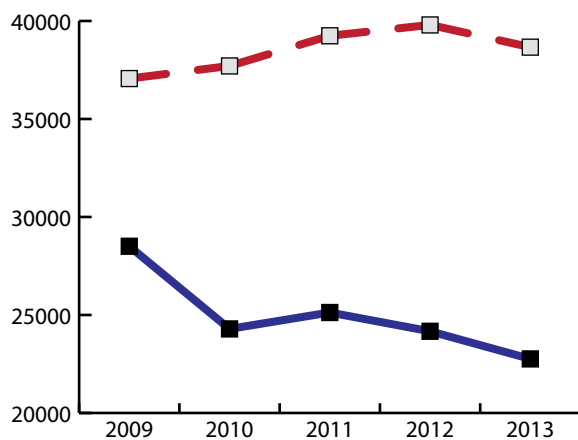
System characteristics

Vehicle fleet 3 Class 400
Service type Dial-a-ride
Funding class Rural

Hours of Operation
Monday - Friday 7:30 am - 5:00 pm
Saturday No Service
Sunday 8:00 am - noon
Base fare \$2.50 - \$6.00

System performance

RIDERSHIP



OPERATING EXPENDITURES

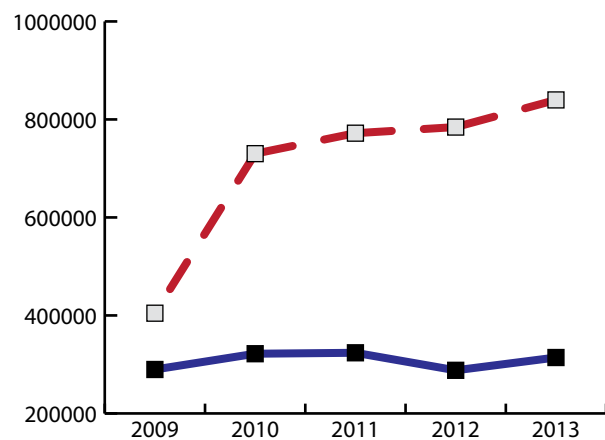
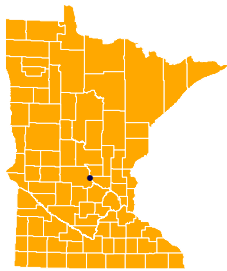


Chart Legend: System data — Peer group average - - -

ST. CLOUD METRO BUS: REGULAR ROUTE BUS



Contact Ryan I. Daniel
Title Executive Director
Street 665 Franklin Avenue N.E.
City State Zip St. Cloud, MN 56304
Telephone 320.529.4482
E-mail rdaniel@stcloudmtc.com
Website ridemetrobus.com

2013 Highlights

- After more than three decades of leadership under David Tripp, St. Cloud Metro Bus hired a new Executive Director in August, Ryan I. Daniel
- Started construction on a compressed natural gas compressor and the modifications to the maintenance and storage facility.

System snapshot

Legal Name St. Cloud Metropolitan Transit Commission
Governance Transit Authority
Area Served St. Cloud, Sartell, Sauk Rapids, Waite Park
Legislative District 13B, 14A, 14B
Congressional District 6

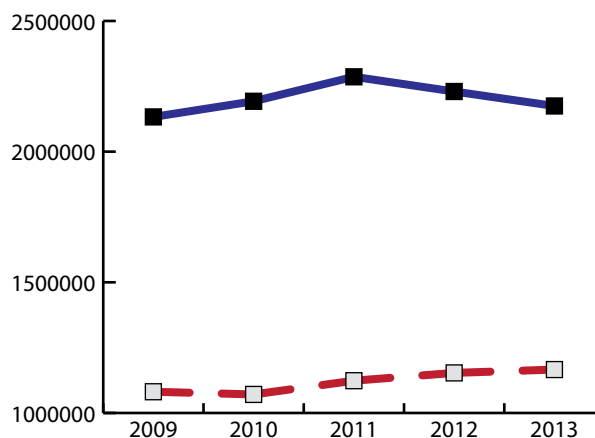
System characteristics

Vehicle fleet 5 Class 400, 38 Class 700, 1 trolley bus
Service type Fixed route, route guarantee
Funding class Urban

Hours of Operation
Monday - Friday 5:30 am - 10:00 pm
Saturday 8:00 am - 6:30 pm
Sunday 9:00 am - 6:00 pm
Base fare \$1.10

System performance

RIDERSHIP



OPERATING EXPENDITURES

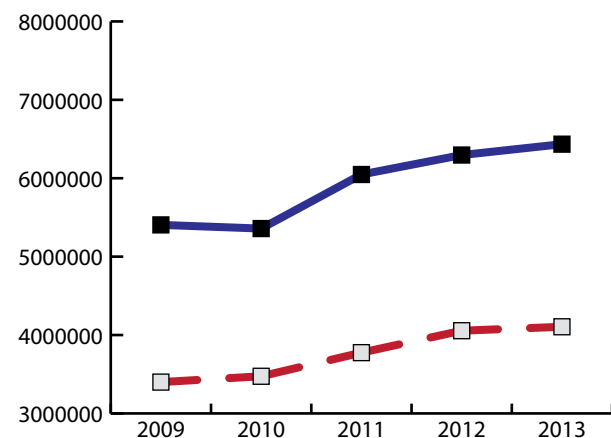
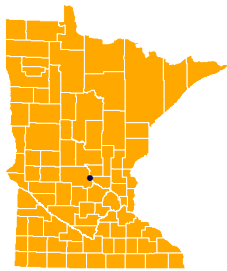


Chart Legend: System data — Peer group average —

ST. CLOUD METRO BUS: DIAL-A-RIDE



Contact Ryan I. Daniel
Title Executive Director
Street 665 Franklin Avenue N.E.
City State Zip St. Cloud, MN 56304
Telephone 320.529.4482
E-mail rdaniel@stcloudmtc.com
Website ridemetrobus.com

2013 Highlights

- Started construction of the state's first Mobility Training Center
- Travel Training program provided 705 trainings
- Travel Training program assisted 120 individuals learn how to ride the bus

System snapshot

Legal Name St. Cloud Metropolitan Transit Commission
Governance Transit Authority
Area Served St. Cloud, Sartell, Sauk Rapids, Waite Park
Legislative District 13B, 14A, 14B
Congressional District 6

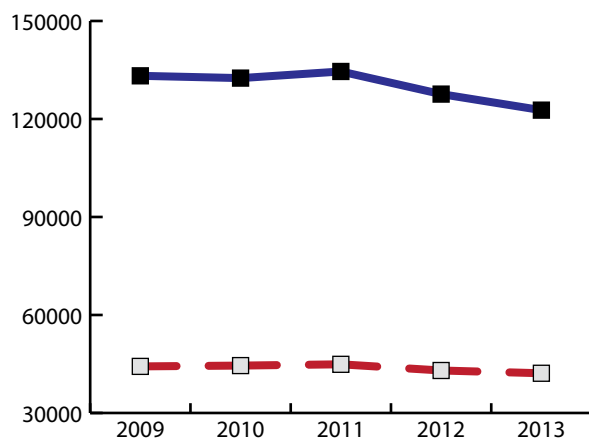
System characteristics

Vehicle fleet 23 Class 400
Service type Dial-a-ride
Funding class Urban complementary paratransit

Hours of Operation
Monday - Friday 5:30 am - 10:00 pm
Saturday 8:00 am - 6:30 pm
Sunday 9:00 am - 6:00 pm
Base fare \$2.20

System performance

RIDERSHIP



OPERATING EXPENDITURES

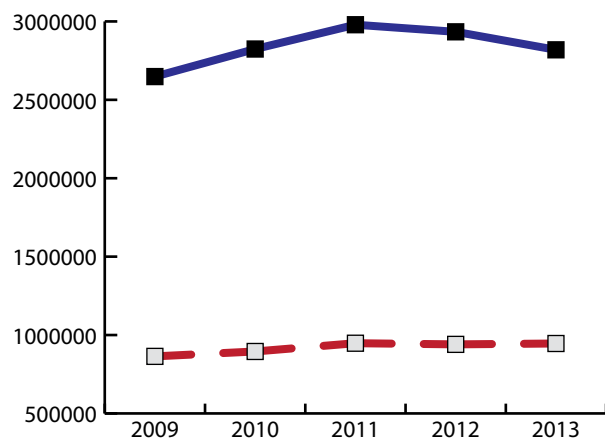
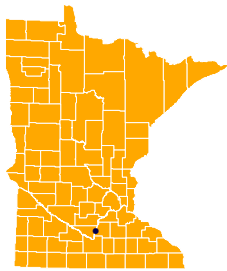


Chart Legend: System data — Peer group average —

ST. PETER TRANSIT



Contact Wayne A. Albers
Title Transit Coordinator
Street 227 South Front Street
City State Zip St. Peter, MN 56082
Telephone 507.934.0668
E-mail waynea@saintpetermn.gov
Website saintpetermn.gov

2013 Highlights

- Introduced a deviated route with service from 10 a.m to 6 p.m. Monday through Friday
- Route bus makes 13 stops on each hour long cycle and deviates as much as two blocks off the normal route to make non-stop pick-ups and drop-offs

System snapshot

Legal Name City of St. Peter
Governance Clty
Area Served Kasota, St. Peter
Legislative District 19A
Congressional District 1

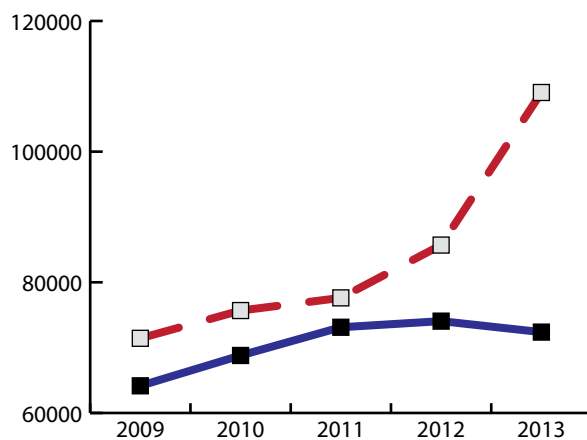
System characteristics

Vehicle fleet 3 Class 400
Service type Dial-a-ride, deviated route
Funding class Small urban

Hours of Operation
Monday - Friday 7:00 am - 8:00 pm
Saturday 10:00 am - 5:00 pm
Sunday No service
Base fare \$1.75 - \$3.50

System performance

RIDERSHIP



OPERATING EXPENDITURES

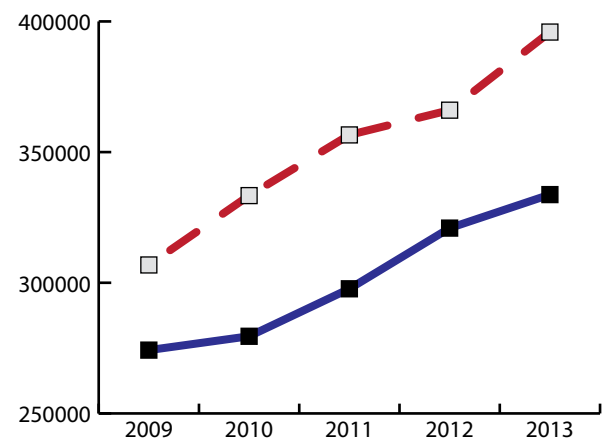
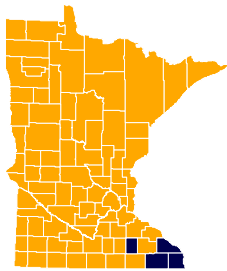


Chart Legend: System data — Peer group average - - -

SEMCAC TRANSPORTATION



Contact Erlene Welshons
Title Transportation Director
Street 204 S. Elm St., P. O. Box 549
City State Zip Rushford, MN 55971
Telephone 507.864.8238
E-mail erlene.welshons@semcac.org
Website semcac.org



2013 Highlights

- Received additional funding and support to consolidate with the City of Stewartville; newly branded system name: Rolling Hills Transit
- Expanded service in Spring Valley mid-2013

System snapshot

Legal Name SEMCAC
Governance CAP
Area Served Dodge, Fillmore, Houston, Winona Counties and cities of Blooming Prairie and Stewartville
Legislative District 21B, 24A, 25A, 27A, 27B, 28A, 28B
Congressional District 1

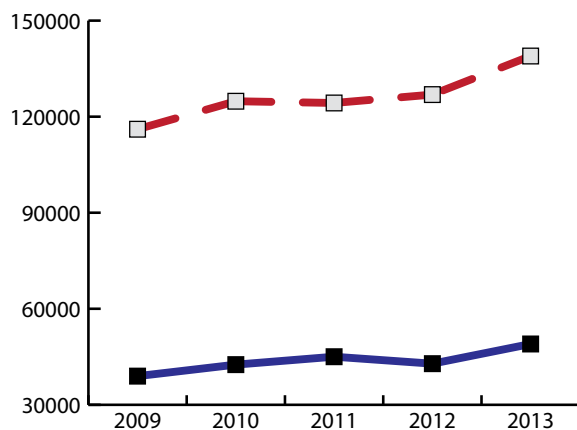
System characteristics

Vehicle fleet 9 Class 400
Service type Route deviation, dial-a-ride, route guarantee, subscription
Funding class Rural

Hours of Operation
Monday - Friday 8:00 am - 4:30 pm
Saturday No service
Sunday No service
Base fare \$1.50 - \$3.00

System performance

RIDERSHIP



OPERATING EXPENDITURES

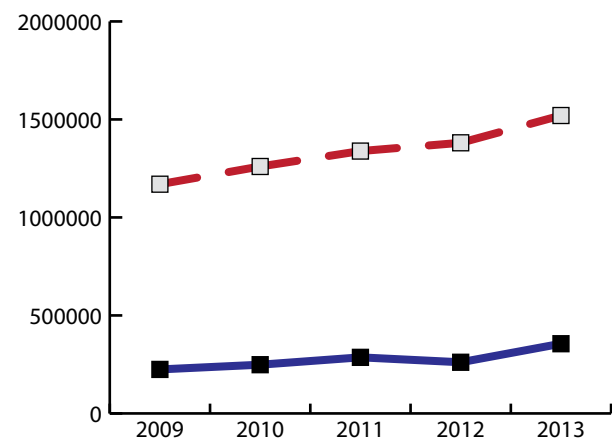
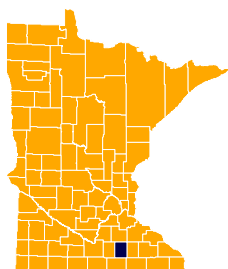


Chart Legend: System data — Peer group average — — —

STEELE COUNTY AREA TRANSIT



Contact Melinda Estey
Title Transit Coordinator
Street 630 Florence Avenue
City State Zip Owatonna, MN 56060
Telephone 507.444.7508
E-mail melinda.estey@co.steele.mn.us
Website co.steele.mn.us



2013 Highlights

- Planned for 2014 consolidation of services with Albert Lea Transit and Austin-Mower County Area Transit
- Partnered in the transition for newly branded system: SMART Transit

System snapshot

Legal Name Steele County
Governance County
Area Served City of Owatonna, Steele County
Legislative District 24A, 24B, 27A
Congressional District 1

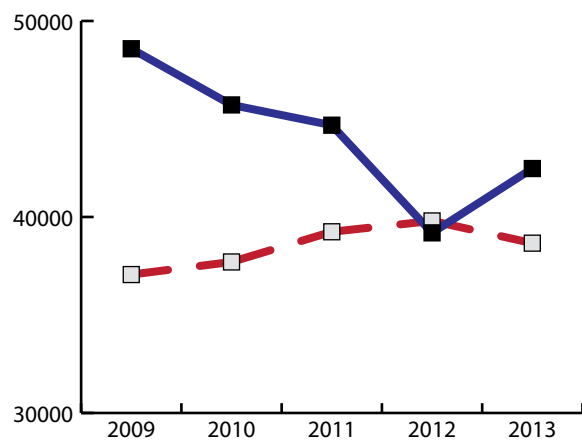
System characteristics

Vehicle fleet 5 Class 400
Service type Route deviation, demand response
Funding class Rural

Hours of Operation
Monday - Friday 6:00 am - 9:00 pm
Saturday 9:00 am - 3:00 pm
Sunday 7:30 am - 1:00 pm
Base fare \$1.50 - \$2.50

System performance

RIDERSHIP



OPERATING EXPENDITURES

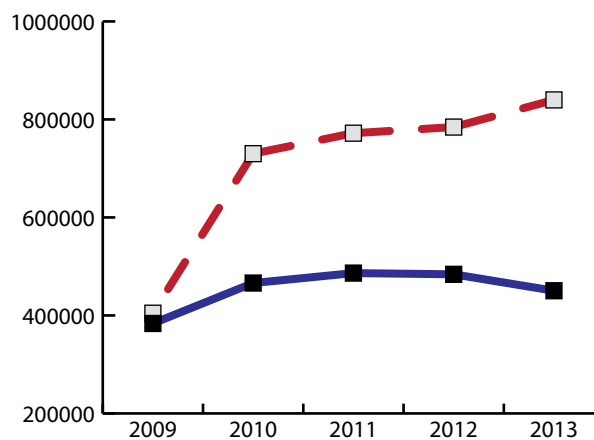
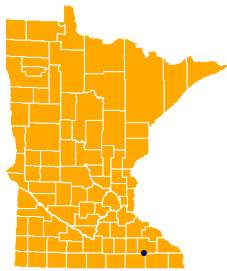


Chart Legend: System data

Peer group average

STEWARTVILLE HEARTLAND EXPRESS



Contact Barbara Neubauer
Title Finance Director
Street 105 East First Street
City State Zip Stewartville, MN 55976
Telephone 507.533.4745
E-mail bneubauer@stewartvillemn.com
Website stewartvillemn.com



2013 Highlights

- Planned for 2014 consolidation of services with Semcac Transportation to extend transit in the City of Stewartville and Olmsted County
- Partnered in the transition for newly branded system: Rolling Hills Transit

System snapshot

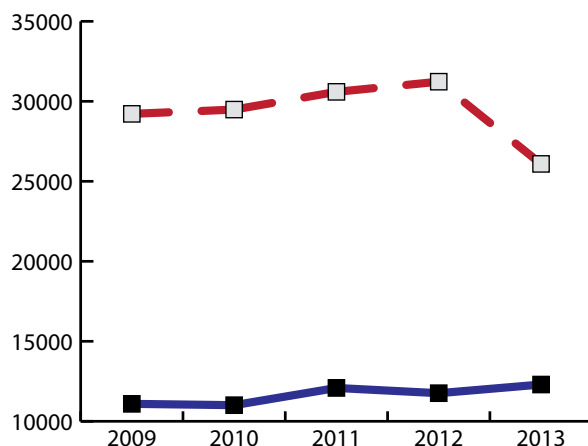
Legal Name City of Stewartville
Governance City
Area Served Stewartville
Legislative District 26B
Congressional District 1

System characteristics

Vehicle fleet	1 Class 400	Hours of Operation	
Service type	Dial-a-ride	Monday - Friday	8:30 am - 5:00 pm
Funding class	Small urban	Saturday	No service
		Sunday	No service
		Base fare	\$1.50

System performance

RIDERSHIP



OPERATING EXPENDITURES

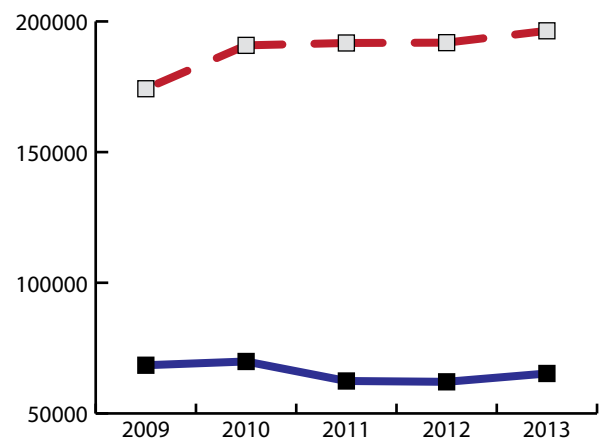
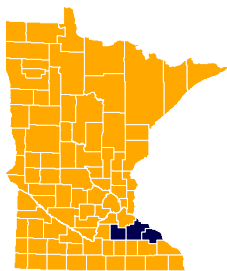


Chart Legend: System data — Peer group average — — —

THREE RIVERS HIAWATHALAND TRANSIT



Contact Amy Repinski
Title Director of Transportation
Street 55049 - 24th st Avenue
City State Zip Plainview, MN 55964
Telephone 507.732.8558
E-mail arepinski@threeriverscap.org
Website threeriverscap.org



2013 Highlights

- Developed transit education initiatives to teach individuals how to use public transportation
- Increase ridership approximately 25% over 2012

System snapshot

Legal Name Three Rivers Community Action, Inc.
Governance CAP
Area Served Goodhue, Rice, Wabasha Counties
Legislative District 20B, 21A, 21B, 24B, 58B
Congressional District 1, 2

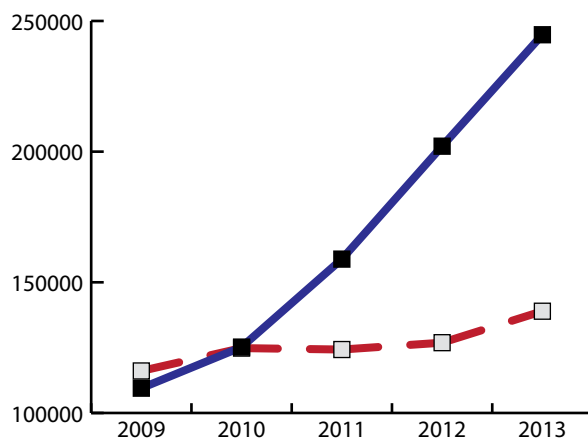
System characteristics

Vehicle fleet 1 Class 300, 15 Class 400, 3 Class 500
Service type Route deviation, demand response
Funding class Rural

Hours of Operation
Monday - Friday 6:00 am - 11:00 pm
Saturday 7:00 am - 5:00 pm
Sunday No service
Base fare \$1.25

System performance

RIDERSHIP



OPERATING EXPENDITURES

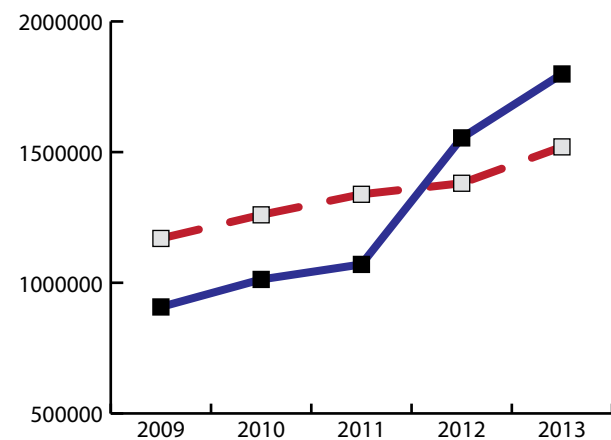
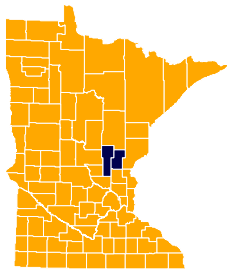


Chart Legend: System data — Peer group average —

TIMBER TRAILS PUBLIC TRANSIT



Contact Helen Pieper
Title Transit Director
Street 905 E. Forest Ave., Ste. 127
City State Zip Mora, MN 55051
Telephone 320.679.6462
E-mail helen.pieper@co.kanabec.mn.us
Website timbertrailstransit.com



2013 Highlights

- Third straight year of double digit ridership increases
- All buses use digital manifests and tablets
- Began collaborative mechanic work with Chisago-Isanti Heartland Express

System snapshot

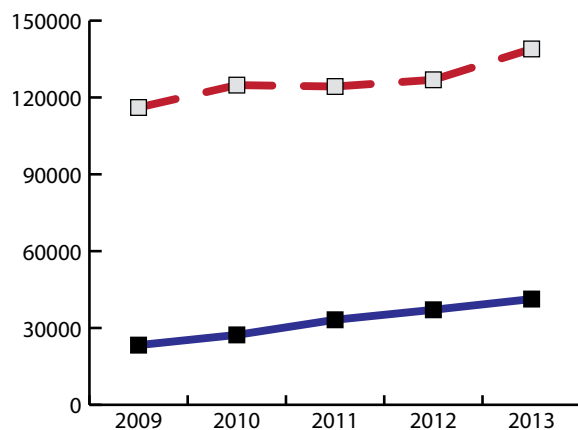
Legal Name Kanabec County
Governance County
Area Served Kanabec, Mille Lacs Counties
Legislative District 11B, 15A
Congressional District 8

System characteristics

Vehicle fleet	7 Class 400	Hours of Operation	
Service type	Dial-a-ride, route deviation	Monday - Friday	7:00 am - 4:30 pm
Funding class	Rural	Saturday	No service
		Sunday	No service
		Base fare	\$1.50 - \$2.50

System performance

RIDERSHIP



OPERATING EXPENDITURES

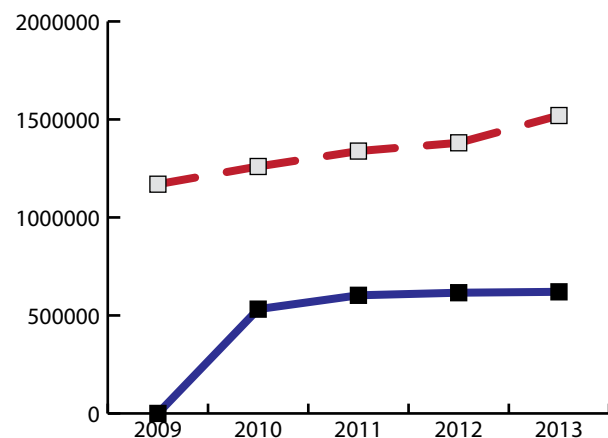
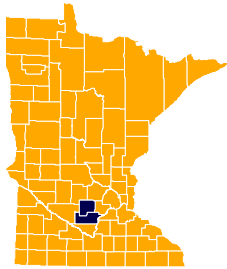


Chart Legend: System data — Peer group average — — —

TRAILBLAZER TRANSIT



Contact Gary Ludwig
Title Executive Director
Street 207 West Eleventh Street
City State Zip Glencoe, MN 55336
Telephone 320.864.1000
E-mail gludwig@trailblazertransit.com
Website trailblazertransit.com



2013 Highlights

- Increased Senior ridership 6.6% from 2012
- Increased Youth ridership 16.5% from 2012
- Increased Child ridership 13.3% from 2012
- Increased Miles Per Ride efficiency 4.8% from 2012

System snapshot

Legal Name Trailblazer Joint Powers Board
Governance Joint Powers Board
Area Served McLeod, Sibley Counties
Legislative District 18A, 18B
Congressional District 7

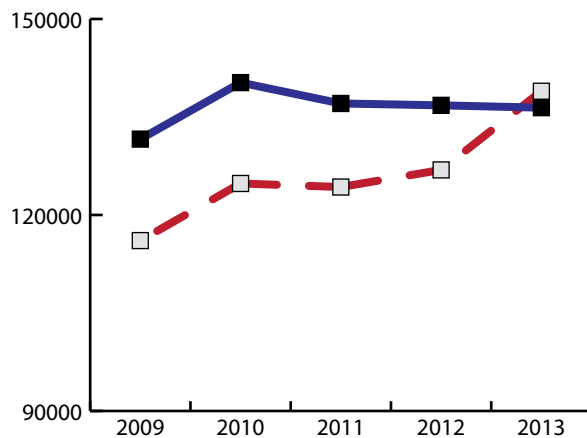
System characteristics

Vehicle fleet 26 Class 400
Service type Dial-a-ride, volunteer
Funding class Rural

Hours of Operation
Monday - Friday 6:30 am - 5:30 pm
Saturday No service
Sunday No service
Base fare \$4.00

System performance

RIDERSHIP



OPERATING EXPENDITURES

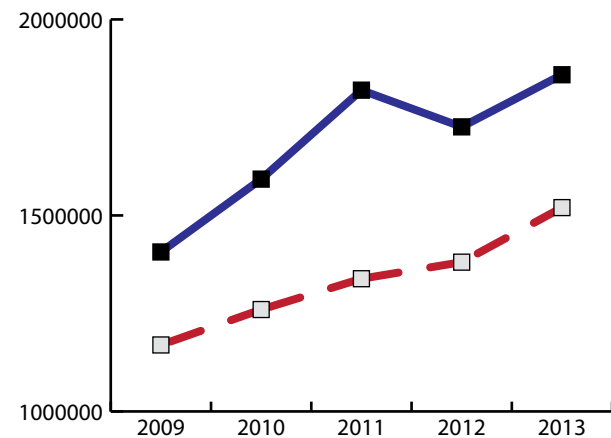
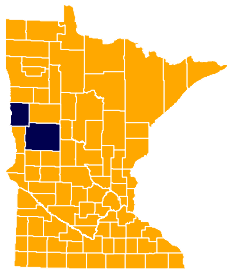


Chart Legend: System data

Peer group average

TRANSIT ALTERNATIVES



Contact Title Daryn Toso
Transportation Services Director
Street 1225 North Tower Road
City State Zip Fergus Falls, MN 56537
Telephone 218.998.3002
E-mail darynt@paiff.org
Website paiff.org



2013 Highlights

- Began service in Wilkin County
- Installed camera systems on all buses
- Increased ridership by 10%

System snapshot

Legal Name Productive Alternatives, Inc.
Governance Non-profit
Area Served Clay, Otter Tail, Wilkin Counties
Legislative District 02B, 04A, 04B, 08A, 08B, 12A
Congressional District 7

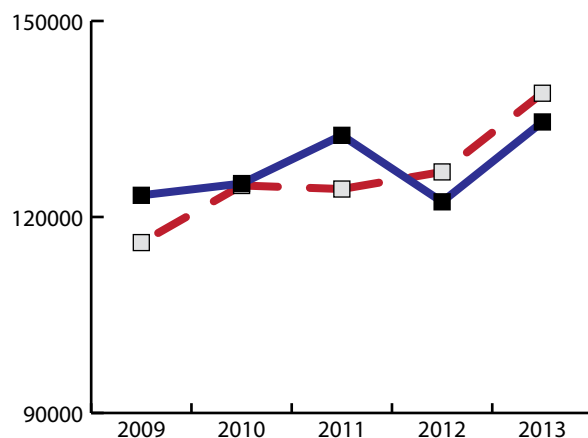
System characteristics

Vehicle fleet 16 Class 400, 7 Class 500
Service type Route deviation, dial-a-ride, subscription
Funding class Rural

Hours of Operation
Monday - Friday 6:00 am - 6:00 pm
Saturday 6:00 am - 6:00 pm
Sunday No service
Base fare \$1.00 - \$5.00

System performance

RIDERSHIP



OPERATING EXPENDITURES

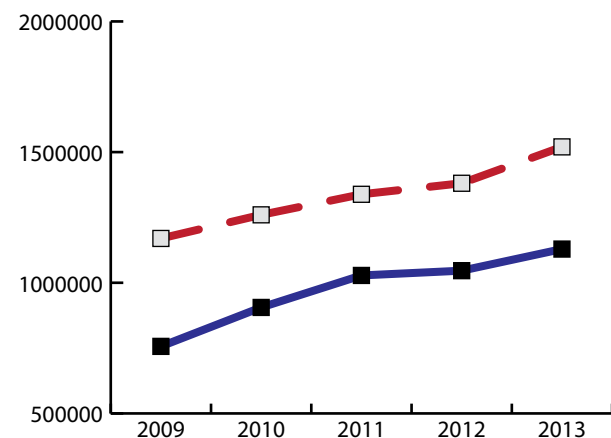
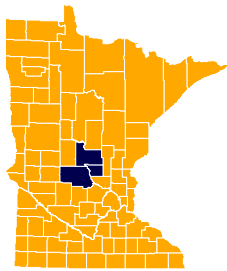


Chart Legend: System data — Peer group average - - -

TRI-CAP TRANSIT CONNECTION



Contact Linda Elfstrand
Title Transportation Director
Street 1200 - 23rd Avenue South,
 P. O. Box 683
City State Zip Waite Park, MN 56387
Telephone 320.202.7824
E-mail linda.elfstrand@tricap.org
Website tricap.org



2013 Highlights

- Revamped contract routes for greater efficiency
- Partnered with WACOSA on service expansion in southern Stearns County

System snapshot

Legal Name Tri-County Action Program, Inc.
Governance CAP
Area Served Benton, Morrison, Stearns Counties
Legislative District 09B, 12B, 13A, 13B, 14A, 14B, 15B
Congressional District 6, 7, 8

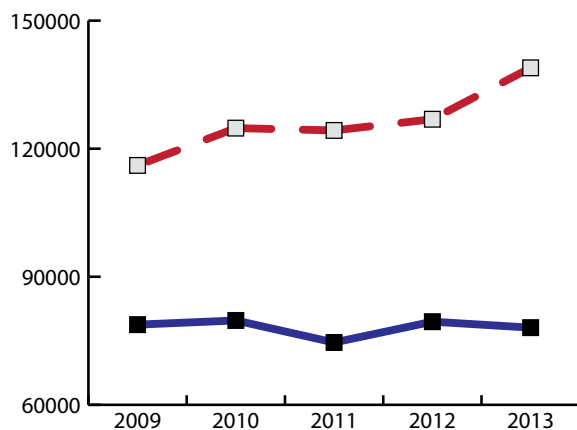
System characteristics

Vehicle fleet 7 Class 400, 9 Class 500,
 1 Class 600
Service type Dial-a-ride, route deviation
Funding class Rural

Hours of Operation
 Monday - Friday 7:00 am - 5:00 pm
 Saturday No service
 Sunday No service
Base fare \$1.25 - \$3.00

System performance

RIDERSHIP



OPERATING EXPENDITURES

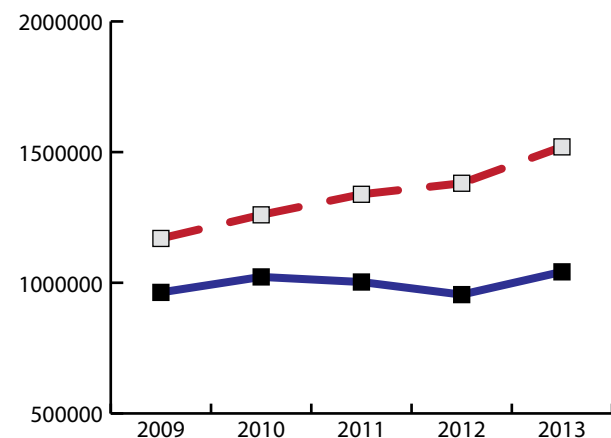
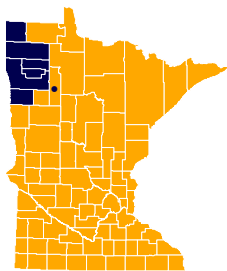


Chart Legend: System data — Peer group average — — —

TRI-VALLEY HEARTLAND EXPRESS BUS



Contact Title Cindy Pic
Transportation Program Director
Street 1345 Fairfax Avenue
City State Zip Crookston, MN 56716
Telephone 218.281.0700
E-mail cpic@tvoc.org
Website tvoc.org



2013 Highlights

- Worked with Head Start to set up a cost effective public transportation option for families to take young children to/from early child programs and then to work/training
- Began coordination activities with Mahnomon County Social Services to merge into Tri-Valley Opportunity Council transportation program in 2014.

System characteristics

Vehicle fleet 1 Class 300, 14 Class 400, 2 Class 500
Service type Route deviation, demand response
Funding class Rural

System snapshot

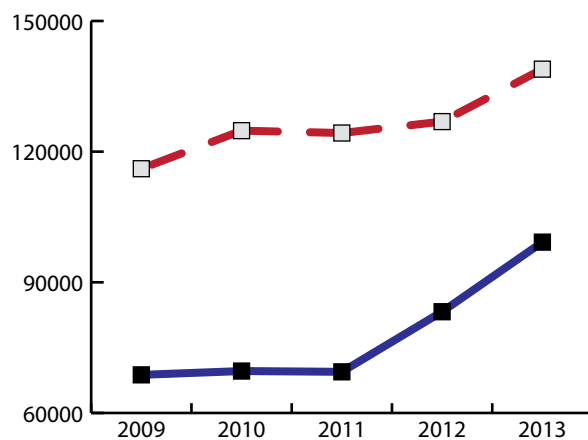
Legal Name Tri-Valley Opportunity Council, Inc.
Governance Non-profit
Area Served Clearwater, Kittson, Marshall, Norman, Pennington, Polk, Red Lake Counties 01A, 01B, 02A, 02B, 04B
Legislative District 7
Congressional District 7

Hours of Operation

Monday - Friday 7:00 am - 5:00 pm
Saturday No service
Sunday No service
Base fare \$2.00

System performance

RIDERSHIP



OPERATING EXPENDITURES

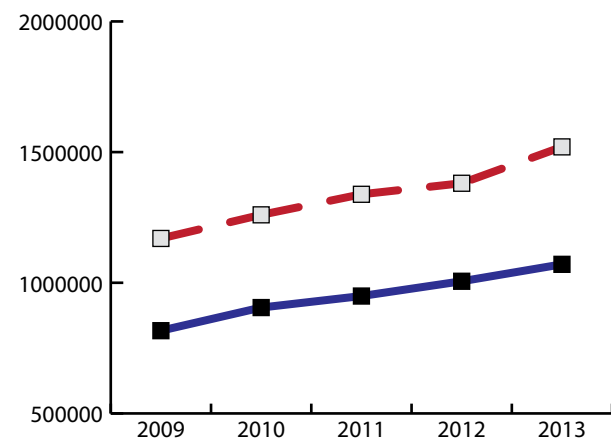
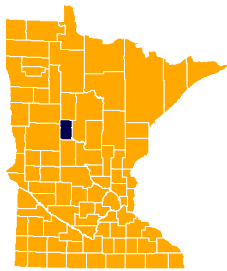


Chart Legend: System data — Peer group average — — —

WADENA COUNTY FRIENDLY RIDER TRANSIT



Contact Ryan Odden
Title County Engineer
Street 229 Harry Rich Drive
City State Zip Wadena, MN 56482
Telephone 218.631.5730
E-mail ryan.odden@co.wadena.com
Website friendlyrider.com



2013 Highlights

- Added deviated fixed route in 2013
- Began negotiations with Becker County for combining dispatch services
- Purchased new building in 2013, and will move in 2014

System snapshot

Legal Name Wadena County Human Services
Governance County
Area Served Wadena, northern Todd Counties
Legislative District 02B, 09A
Congressional District 8

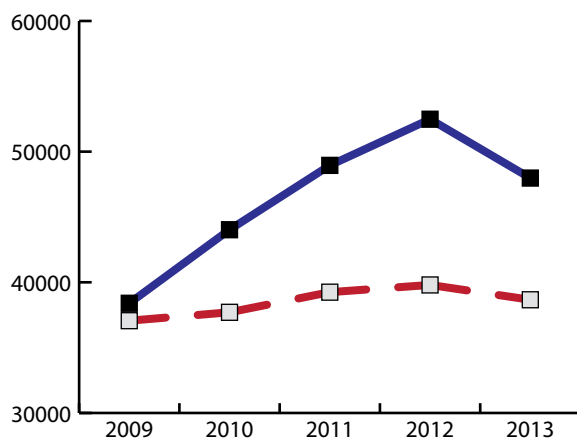
System characteristics

Vehicle fleet 4 Class 400
Service type Route deviation, dial-a-ride
Funding class Rural

Hours of Operation
 Monday - Friday 7:15 am - 5:30 pm
 Saturday 10:00 am - 2:00 pm
 Sunday 8:00 am - 12:30 pm
Base fare

System performance

RIDERSHIP



OPERATING EXPENDITURES

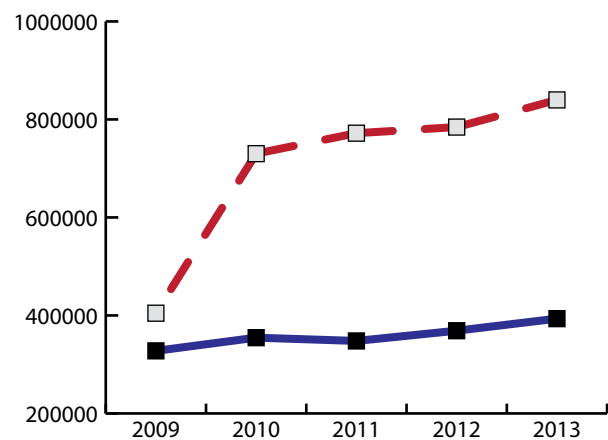
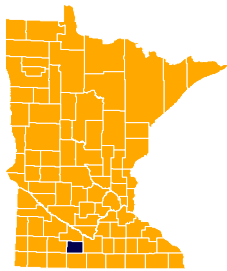


Chart Legend: System data — Peer group average - - -

WATONWAN TAKE ME THERE



Contact Marjorie R. Smith
Title Transit Director
Street 1304 - 7th Avenue South
City State Zip St. James, MN 56081
Telephone 507.375.7385
E-mail marjorie.smith@co.watonwan.mn.us
Website co.watonwan.mn.us



2013 Highlights

- Increased ridership 16.6% over 2012 making 2013 ridership the best in the history of the system
- Revenue increased 46.8% over 2012
- Purchased a new bus

System snapshot

Legal Name Watonwan County
Governance County
Area Served Watonwan County; surrounding communities in Blue Earth, Brown, Cottonwood, Martin Counties
Legislative District 16B, 19A, 19B, 22B, 23A, 23B
Congressional District 1

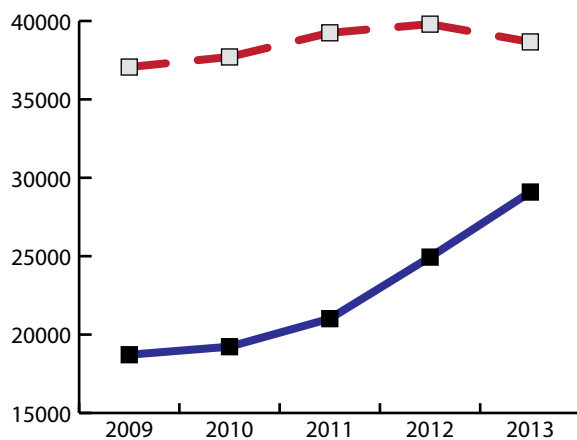
System characteristics

Vehicle fleet 4 Class 400, 1 Class 200
Service type Dial-a-ride, subscription
Funding class Rural

Hours of Operation
Monday - Friday 6:00 am - 5:00 pm
Saturday No service
Sunday No service
Base fare \$1.50 - \$3.00

System performance

RIDERSHIP



OPERATING EXPENDITURES

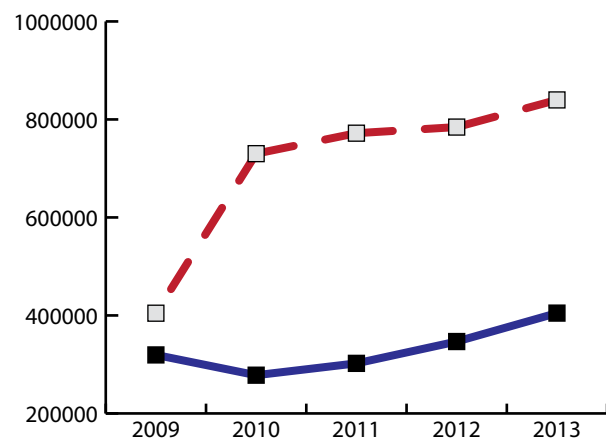
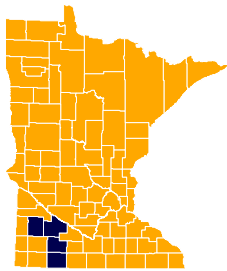


Chart Legend: System data — Peer group average —

WESTERN COMMUNITY ACTION: COMMUNITY TRANSIT



Contact Cathleen Amick
Title Transportation Director
Street 1400 South Saratoga Street
City State Zip Marshall, MN 56258
Telephone 507.537.7628 Ext. 1124
E-mail cathleen.amick@wcainc.org
Website wcainc.org



2013 Highlights

- Successfully merged Cottonwood County Transit under the Community Transit umbrella of services
- Increased passenger safety by installing surveillance system on all buses
- Increased transportation opportunities to pre-school families living in the areas surrounding Tracy and Lakefield

System snapshot

Legal Name Western Community Action
 Community Transit
Governance Community Action Program
Area Served Cottonwood, Jackson, Lyon, Redwood Counties
Legislative District 16A, 16B, 22A, 22B, 23A
Congressional District 1, 7

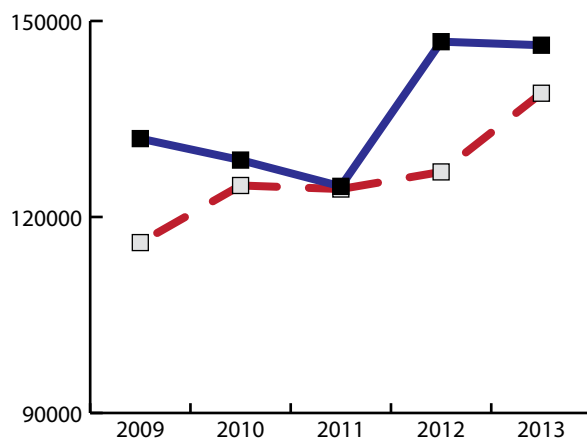
System characteristics

Vehicle fleet 20 Class 400, 1 Class 300
Service type Route deviation, demand response
Funding class Rural

Hours of Operation
 Monday - Friday 5:45 am - 9:00 pm
 Saturday 8:30 am - 6:15 pm
 Sunday 8:00 am - 4:00 pm
Base fare \$2.00 - \$13.00

System performance

RIDERSHIP



OPERATING EXPENDITURES

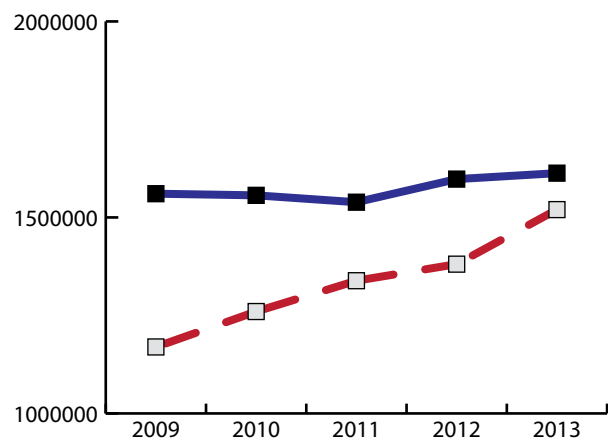
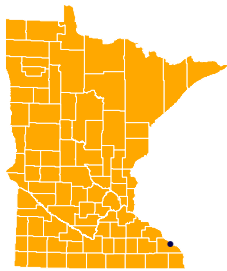


Chart Legend: System data — Peer group average - - -

WINONA TRANSIT SERVICE



Contact Monica Hennessy Mohan
Title City Clerk
Street P. O. Box 378
City State Zip Winona, MN 55987
Telephone 507.457.8200
E-mail mhmohan@ci.winona.mn.us
Website cityofwinona.com



2013 Highlights

- Increased overall ridership by almost 1%
- Continued providing subscription services to Winona State and St. Mary's University

System snapshot

Legal Name City of Winona
Governance City
Area Served Goodview, Winona
Legislative District 21B, 28A
Congressional District 1

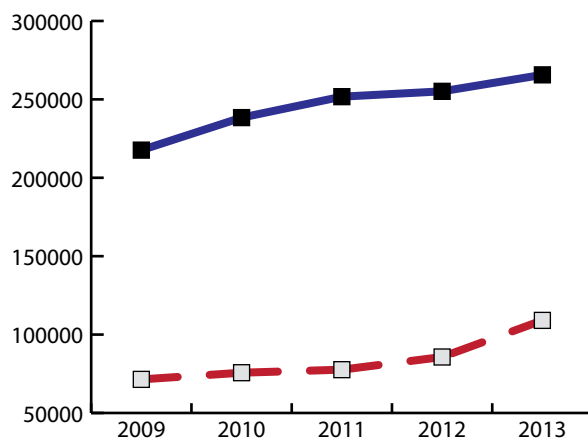
System characteristics

Vehicle fleet 7 Class 600
Service type Route deviation, subscription
Funding class Small urban

Hours of Operation
 Monday - Friday 6:00 am - 6:00 pm
 Saturday 9:00 am - 5:00 pm
 Sunday No Service
Base fare \$1.00

System performance

RIDERSHIP



OPERATING EXPENDITURES

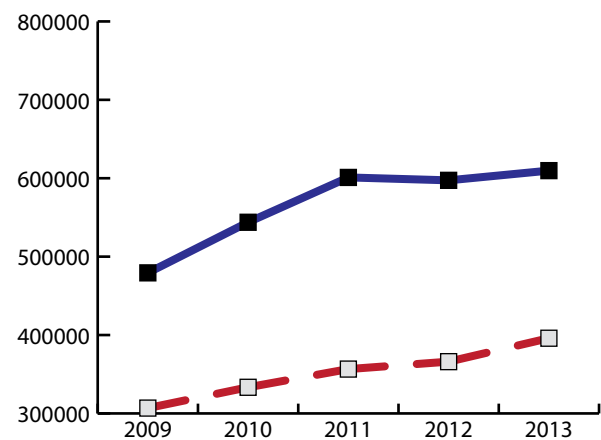
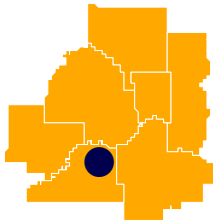


Chart Legend: System data — Peer group average — — —

LAKER LINES



Contact Title Casey McCabe
Community Development Specialist
Street 4646 Dakota Street S.E.
City State Zip Prior Lake, MN 55372
Telephone 952.447.9815
E-mail cmccabe@cityofpriorlake.com
Website blueexpressbus.com



2013 Highlights

- Increased 2012 ridership levels by 1%
- Total ridership has increased each year since 2009
- Merger with Minnesota Valley Transit Authority (MVTA) nearing final approval with planned service operations by MVTA to begin on Jan. 1, 2015

System snapshot

Legal Name City of Prior Lake
Governance Municipal
Area Served Prior Lake, Savage, Shakopee, Scott County
Legislative District 20A, 55A, 55B, 56A,
Congressional District 2

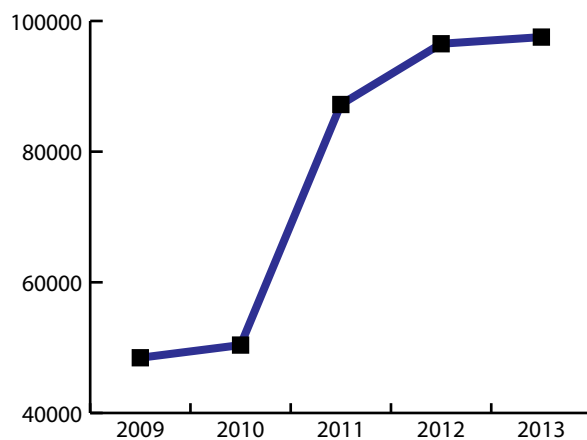
System characteristics

Vehicle fleet 5 Class 700
Service type Commuter

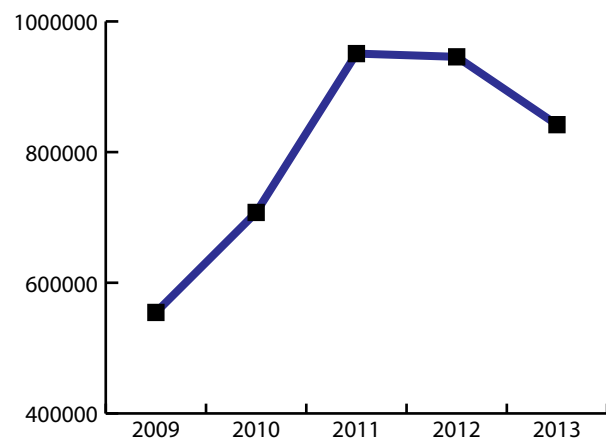
Hours of Operation
Monday - Friday 5:30 am - 7:30 pm
Saturday No service
Sunday No service
Base fare \$2.25 - \$3.00

System performance

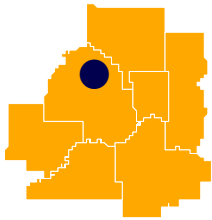
RIDERSHIP



OPERATING EXPENDITURES



MAPLE GROVE TRANSIT



Contact Mike Opatz
Title Transit Administrator
Street P. O. Box 1180
City State Zip Maple Grove, MN 55311
Telephone 763.494.6005
E-mail mopatz@maplegrove.mn.gov
Website maplegrovetransit.gov



2013 Highlights

- Began construction of Phase 2 of Parkway Station to add 300 stalls of structured parking
- Took delivery of three articulated buses, three 40-ft. low floor buses and six coach buses. These buses replaced buses due for retirement
- Operated the system to achieve one of the most cost-effective and productive express route systems in the Twin Cities Metro area

System snapshot

Legal Name City of Maple Grove
Governance Municipal
Area Served Maple Grove
Legislative District 34A, 34B
Congressional District 3

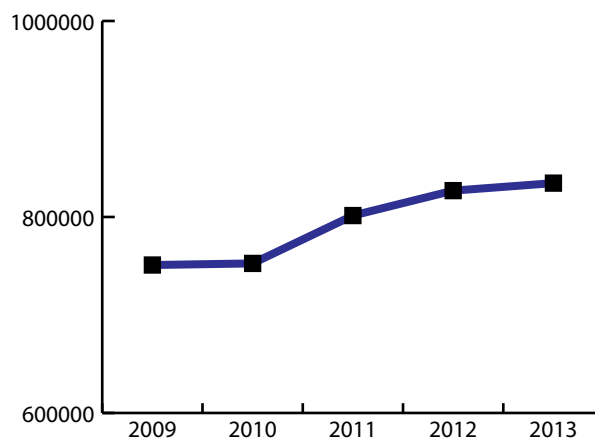
System characteristics

Vehicle fleet 5 Class 400, 35 Class 700
Service type Commuter, dial-a-ride

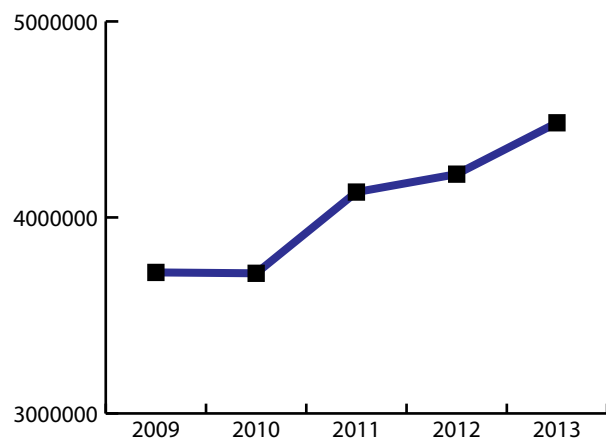
Hours of Operation
Monday - Friday 5:50 am - 7:07 pm
Saturday 8:00 am - 4:30 pm
Sunday No service
Base fare \$1.75 - \$3.00

System performance

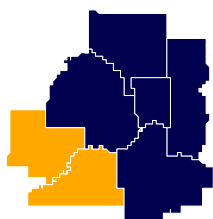
RIDERSHIP



OPERATING EXPENDITURES



METRO MOBILITY



Contact Andrew Krueger
Title Senior Manager
Street 390 Robert Street North
City State Zip St. Paul, MN 55101
Telephone 651.602.1689
E-mail andrew.krueger@metc.state.mn.us
Website metromobility.org



2013 Highlights

- Implemented Mobile Data Computers on all vehicles. Reduced paper usage by over 3 tons per year
- Data communications and training protocols reduced airtime usage on the Regional Emergency Response Radio system by 70%
- Ridership increased 9% from 2012

System snapshot

Legal Name Metropolitan Council, Metro Mobility
Governance Regional
Area Served Anoka, Dakota, Hennepin, Ramsey, Washington Counties
Legislative District Metro
Congressional District 2, 3, 4, 5, 6

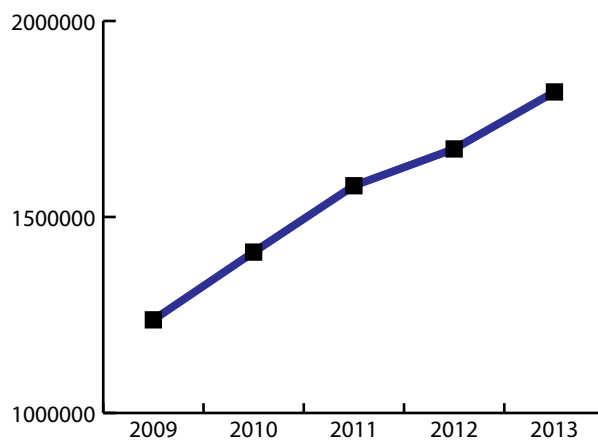
System characteristics

Vehicle fleet 381 Class 300, 37 sedans
Service type Dial-a-ride

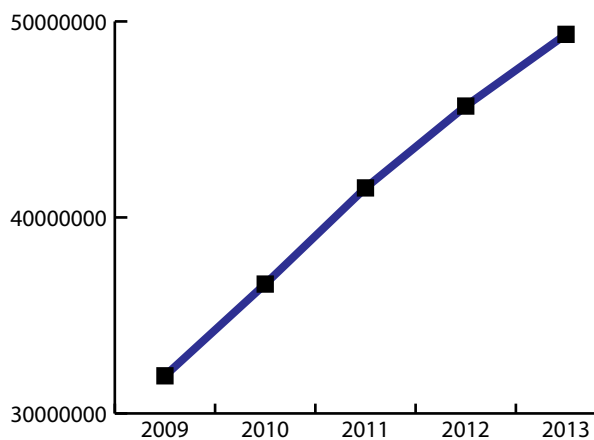
Hours of Operation *Hour of operation based on local regular route service.
 Monday - Friday 24/7*
 Saturday 24/7*
 Sunday 24/7*
Base fare \$1.00 - \$4.00

System performance

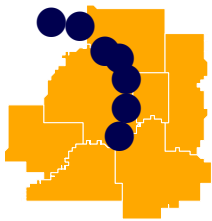
RIDERSHIP



OPERATING EXPENDITURES



METRO TRANSIT: COMMUTER RAIL



Contact Brian Lamb
Title General Manager
Street 560 Sixth Avenue North
City State Zip Minneapolis, MN 55411
Telephone 612.373.3333
E-mail brian.lamb@metrotransit.org
Website metrotransit.org



2013 Highlights

- Achieved the highest ridership in the line's four-year history; customers boarded trains 787,239 times in 2013
- Introduced complimentary Wi-Fi service on select trains
- Ran on schedule 91% of the time

System snapshot

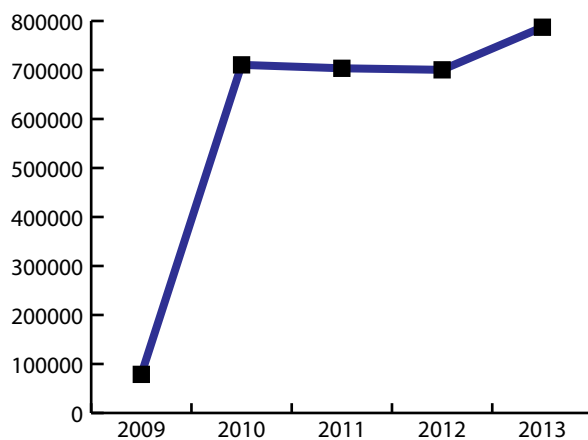
Legal Name Metro Transit
Governance Regional
Area Served Anoka, Big Lake, Coon Rapids, Elk River, Fridley, Minneapolis, Ramsey 35A, 36A, 41A, 59B
Legislative District 3, 5, 6
Congressional District

System characteristics

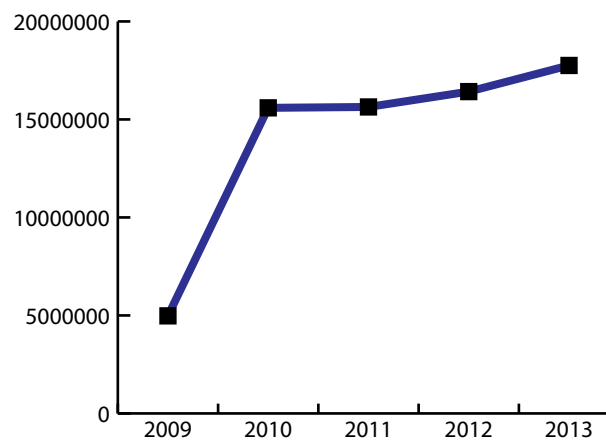
Vehicle fleet	18 commuter rail cars, 6 locomotives	Hours of Operation	Monday - Friday 5:01 am - 7:04 pm
Service type	Fixed route		Saturday 10:23 am - 7:49 pm
			Sunday 9:33 am - 5:44 pm
		Base fare	\$3.00 - \$6.00

System performance

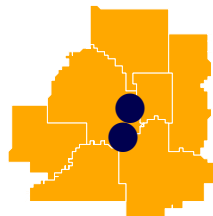
RIDERSHIP



OPERATING EXPENDITURES



METRO TRANSIT: LIGHT RAIL



Contact Brian Lamb
Title General Manager
Street 560 Sixth Avenue North
City State Zip Minneapolis, MN 55411
Telephone 612.373.3333
E-mail brian.lamb@metrotransit.org
Website metrotransit.org



2013 Highlights

- Rebranded the Hiawatha Line the METRO Blue Line, which is part of a growing network of transitways with frequent all-day service between stations
- Increased daily commuter ridership
- Began test light-rail vehicles on the METRO Green Line in anticipation of opening in 2014

System snapshot

Legal Name Metro Transit
Governance Regional
Area Served Bloomington, Minneapolis
Legislative District 50B, 59B, 60B, 62A, 63A, 63B
Congressional District 6

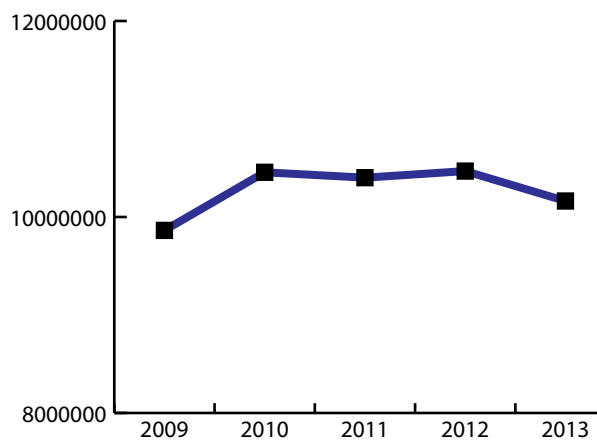
System characteristics

Vehicle fleet 58 light rail cars
Service type Fixed route

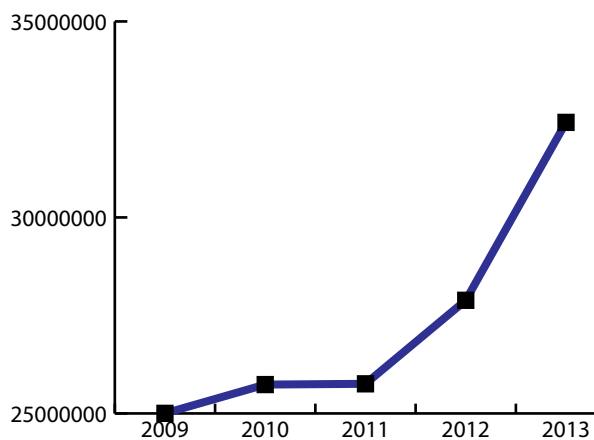
Hours of Operation
 Monday - Friday 3:30 am - 2:00 am
 Saturday 3:30 am - 3:30 am
 Sunday 3:30 am - 2:00 am
Base fare \$1.75 - \$3.00

System performance

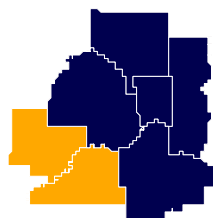
RIDERSHIP



OPERATING EXPENDITURES



METRO TRANSIT: REGULAR ROUTE BUS



Contact Brian Lamb
Title General Manager
Street 560 Sixth Avenue North
City State Zip Minneapolis, MN 55411
Telephone 612.373.3333
E-mail brian.lamb@metrotransit.org
Website metrotransit.org



2013 Highlights

- Earned the Gold Award for Bus Safety from the American Public Transit Association
- Added 58,000 hours of bus service over 2012, including expansion of eight routes in the east metro
- Integrated South and Southwest High Schools into a partnership to provide public transportation to Minneapolis Public Schools

System snapshot

Legal Name Metro Transit
Governance Regional
Area Served Anoka, Dakota, Hennepin, Ramsey, Washington Counties
Legislative District Metro
Congressional District 2, 3, 4, 5, 6

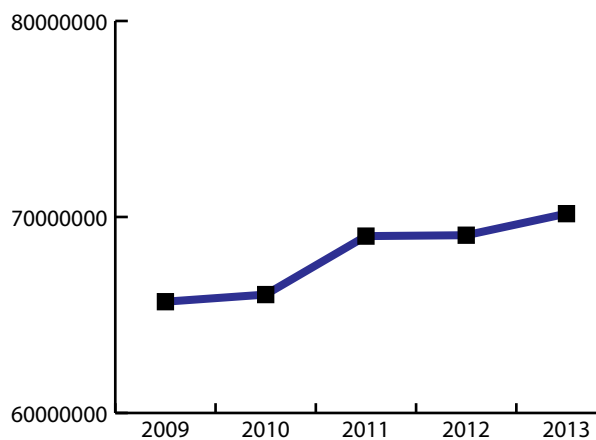
System characteristics

Vehicle fleet 570 40-ft. buses, 132 hybrid-electric buses, 169 articulated buses, 41 coach buses
Service type Fixed route

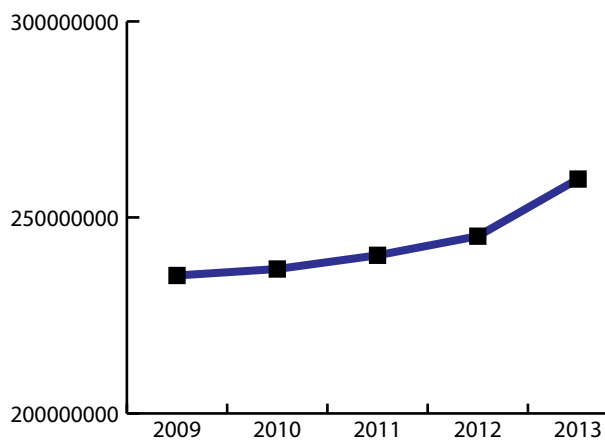
Hours of Operation
Monday - Friday 12:00 am - 11:59 pm
Saturday 12:00 am - 11:59 pm
Sunday 12:00 am - 11:59 pm
Base fare \$1.75 - \$3.00

System performance

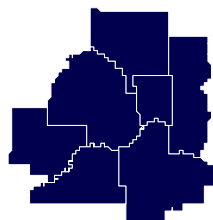
RIDERSHIP



OPERATING EXPENDITURES



METROPOLITAN COUNCIL CONTRACTED SERVICES: REGULAR ROUTE BUS



Contact Title John Harper
Manager, Contracted Transit Services

Street 390 Robert Street North

City State Zip St. Paul, MN 55101

Telephone 651.602.1744

E-mail john.harper@metc.state.mn.us

Website metrocouncil.org



2013 Highlights

- Implemented METRO Red Line Bus Rapid Transit in June 2013; route operates along Highway 77 and Cedar Avenue between Mall of America and Apple Valley Transit Station
- Along with Metro Transit, participated with West Suburban Service Changes that restructured services in Hopkins, Minnetonka and the south shore communities

System snapshot

Legal Name Metropolitan Council, Metropolitan Transportation Services

Governance Regional

Area Served Seven county metro area

Legislative District Metro district

Congressional District 2, 3, 4, 5, 6

System characteristics

Vehicle fleet 28 Class 400, 58 Class 700

Service type Fixed route

Hours of Operation

Monday - Friday 4:30 am - 12:30 am

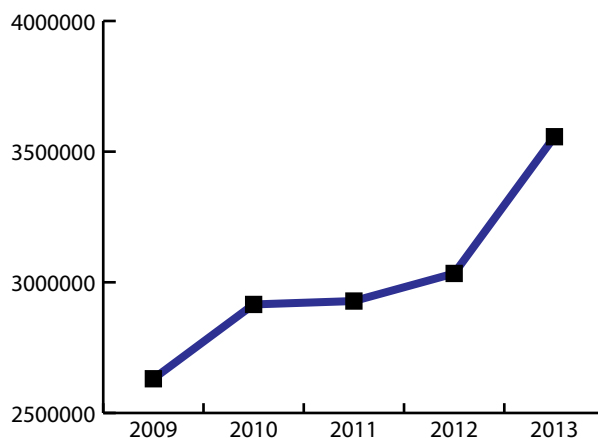
Saturday 6:00 am - 12:30 am

Sunday 6:00 am - 12:30 am

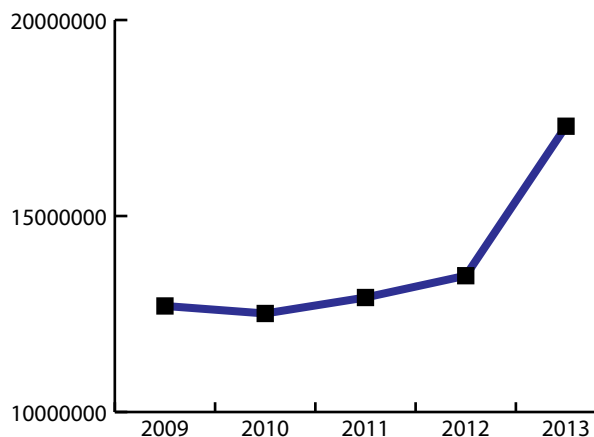
Base fare \$1.75 - \$3.00

System performance

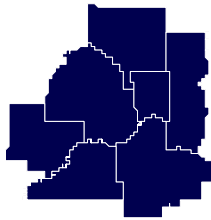
RIDERSHIP



OPERATING EXPENDITURES



METROPOLITAN COUNCIL CONTRACTED SERVICES: TRANSIT LINK



Contact Title John Harper
Manager, Contracted
Transit Services
Street 390 Robert Street North
City State Zip St. Paul, MN 55101
Telephone 651.602.1744
E-mail john.harper@metc.state.mn.us
Website metrocouncil.org



2013 Highlights

- Added revenue hours in Dakota and Washington counties to respond to a high level of trip denials
- Increased ridership by 5%

System snapshot

Legal Name Metropolitan Council, Metropolitan Transportation Services
Governance Regional
Area Served Anoka, Carver, Dakota, Hennepin, Ramsey, Scott, and Washington Counties
Legislative District Metro districts
Congressional District 2, 3, 4, 5, 6

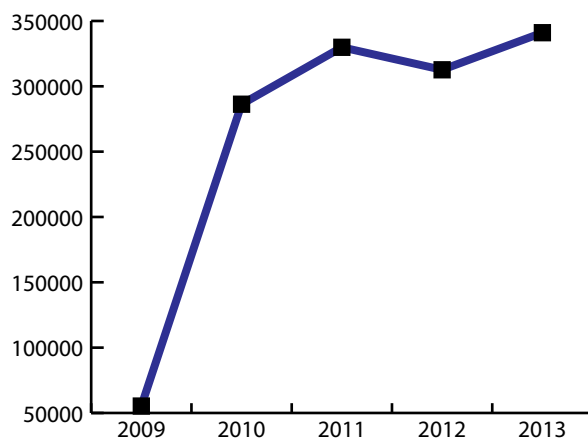
System characteristics

Vehicle fleet 74 Class 400
Service type Dial-A-Ride
5307 and 5311

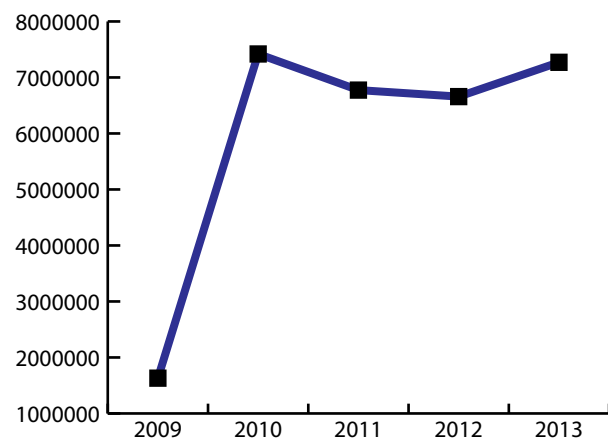
Hours of Operation
Monday - Friday 6:00 am - 7:00 pm
Saturday Varies by community
Sunday Varies by community
Base fare Distance-based - \$2.25, \$4.50, \$6.75

System performance

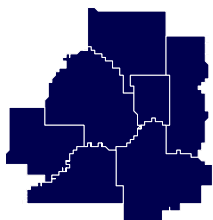
RIDERSHIP



OPERATING EXPENDITURES



METROPOLITAN COUNCIL CONTRACTED SERVICES: VANPOOL



Contact Randy Rosvold
Title Senior Project Administrator
Street 390 Robert Street North
City State Zip St. Paul, MN 55101
Telephone 651.602.8267
E-mail vanpool@metc.state.mn.us
Website metrotransit.org



2013 Highlights

- Operated 78 commuter vanpools, a record number for the program
- Total vanpools were up 13% from the previous year
- Revenue hours and revenue miles were up approximately 10%

System snapshot

Legal Name Metropolitan Council, Metropolitan Transportation Services
Governance Regional
Area Served 7 County Metro Area
Legislative District Metro
Congressional District 1, 2, 3, 4, 5, 6, 7, 8

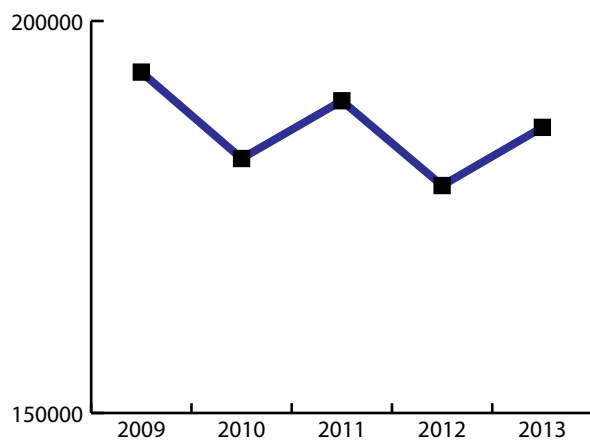
System characteristics

Vehicle fleet 78 Vans
Service type Dial-a-ride

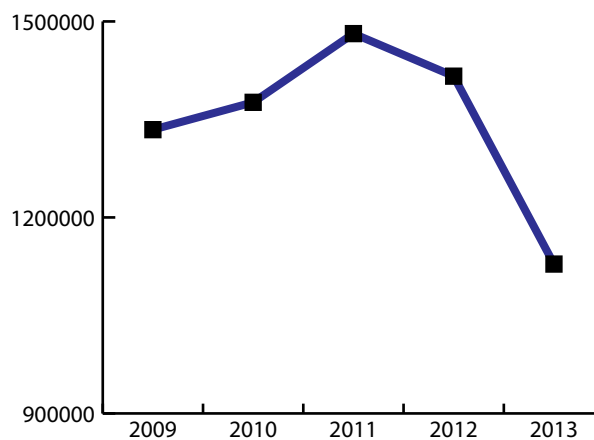
Hours of Operation
Monday - Friday varies by requests
Saturday varies by requests
Sunday varies by requests
Base fare 45-50% contribution toward van lease cost

System performance

RIDERSHIP



OPERATING EXPENDITURES



MINNESOTA VALLEY TRANSIT AUTHORITY



Contact Beverley Miller
Title Executive Director
Street 100 East Highway 13
City State Zip Burnsville, MN 55337
Telephone 952.882.7500
E-mail bmiller@mvta.com
Website mvta.com



2013 Highlights

- Record ridership of 2,539,159
- Received certificate of achievement for excellence in financial reporting for third consecutive year
- Expanded Eagan Bus Garage to accommodate 100 vehicles
- Began operating Metro Red Line Bus Rapid Transit under contract with Metropolitan Council with ridership of approximately 150,000

System snapshot

Legal Name Minnesota Valley Transit Authority
Governance Joint Powers Agreement
Area Served Apple Valley, Burnsville, Eagan, Lakeville, Rosemount, Savage
Legislative District 35B, 36A, 36B, 37A, 37B, 38A, 38B, 39A, 40A,
Congressional District 2

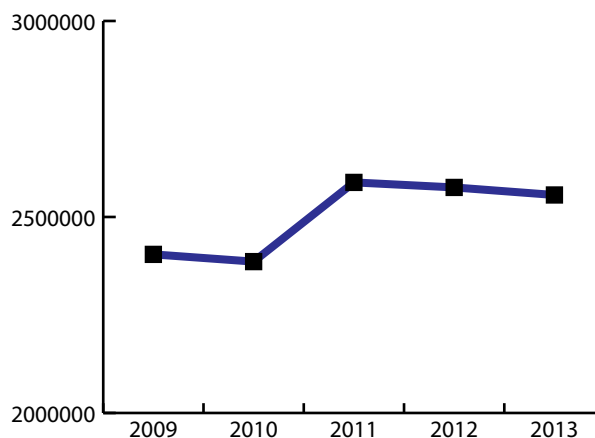
System characteristics

Vehicle fleet 9 Class 400, 87 Class 600, 32 Class 700
Service type Fixed route, deviated route, bus rapid transit

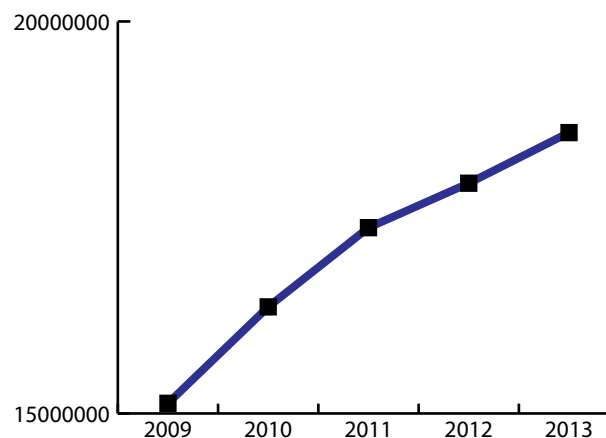
Hours of Operation
Monday - Friday 4:45 am - 11:59 pm
Saturday 7:30 am - 11:59 pm
Sunday 7:30 am - 11:59 pm
Base fare \$1.75 - \$3.00

System performance

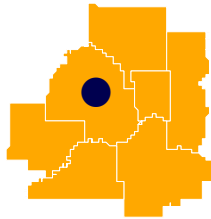
RIDERSHIP



OPERATING EXPENDITURES



PLYMOUTH METROLINK



Contact Luke Fischer
Title City Administrator
Street 3400 Plymouth Boulevard
City State Zip Plymouth, MN 55447
Telephone LFischer@plymouthmn.gov
E-mail 763-509-5051
Website www.plymouthmn.gov



2013 Highlights

- Added additional trips between Station 73 and downtown Minneapolis during rush hours to every 15 minute service in the mornings and afternoon peak rush hours
- Installed an electronic sign at Station 73

System snapshot

Legal Name City of Plymouth
Governance Municipal
Area Served Plymouth
Legislative District 44A, 44B, 45A, 46A
Congressional District 3

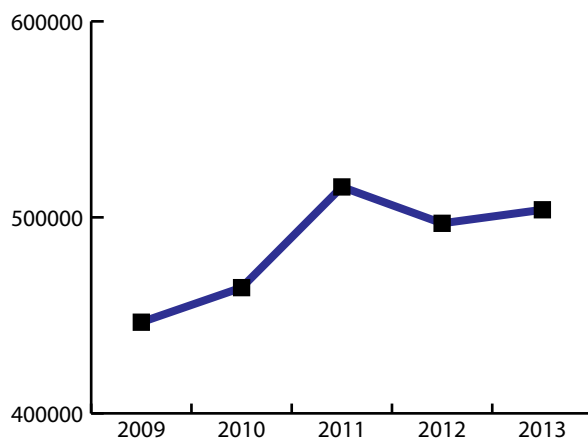
System characteristics

Vehicle fleet 28 class 400, 15 Class 700
Service type Dial-a-ride, fixed route

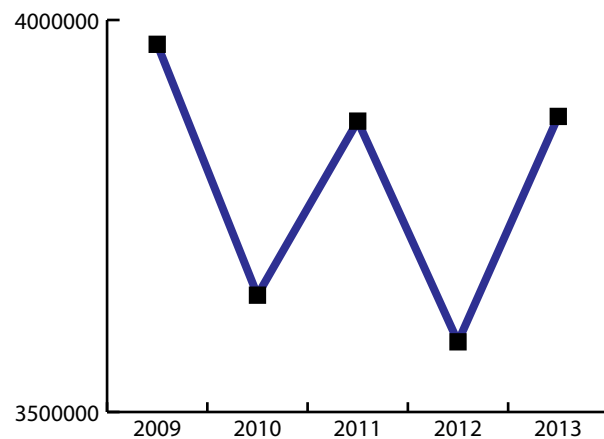
Hours of Operation
Monday - Friday 6:00 am - 8:00 pm
Saturday No service
Sunday No service
Base fare \$2.25 - \$3.00

System performance

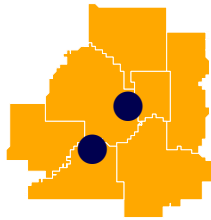
RIDERSHIP



OPERATING EXPENDITURES



SHAKOPEE TRANSIT



Contact Kyle Sobota
Title Senior Planner
Street 129 Holmes Street South
City State Zip Shakopee, MN 55379
Telephone 952.233.9349
E-mail ksobota@shakopeemn.gov
Website shakopeemn.gov



2013 Highlights

- Merger with Minnesota Valley Transit Authority nearing final approval with planned service operations by MVTA to begin on Jan. 1, 2015

System snapshot

Legal Name Shakopee Transit
Governance Municipal
Area Served Shakopee
Legislative District 55A, 55B
Congressional District 2

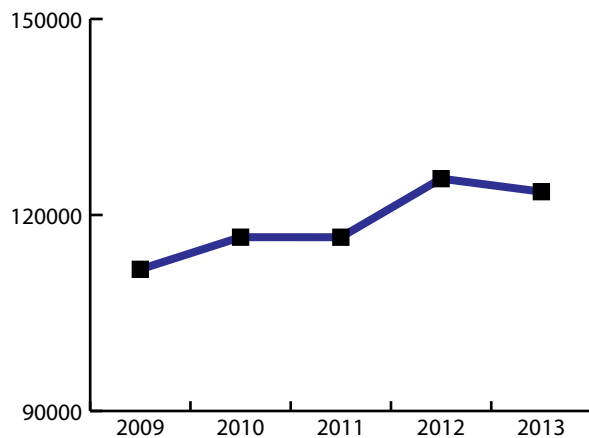
System characteristics

Vehicle fleet 5 Class 200, 5 Class 700
Service type Local circulator, express bus, shuttle

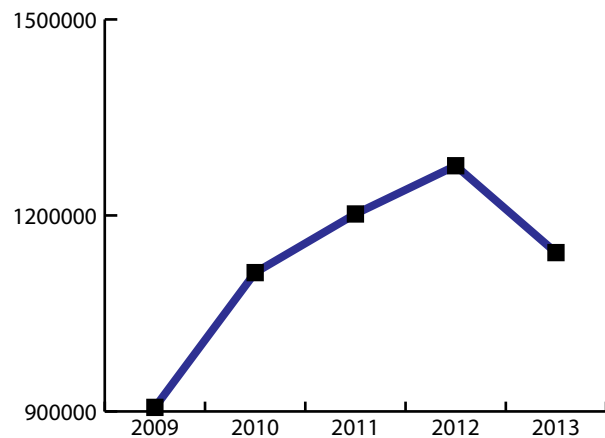
Hours of Operation
Monday - Friday 5:40 am - 7:29 pm
Saturday No service
Sunday No service
Base fare \$1.00

System performance

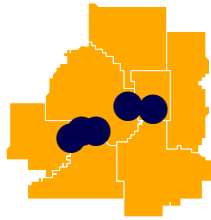
RIDERSHIP



OPERATING EXPENDITURES



SOUTHWEST TRANSIT



Contact Linda Spevacek
Title Administrative Assistant
Street 13500 Technology Drive
City State Zip Eden Prairie, MN 55344
Telephone 952.949.2287
E-mail lspevacek@swtransit.org
Website swtransit.org



2013 Highlights

- Began operations from East Creek Station, 700+ parking ramp in Chaska
- Added additional service to Target's North Campus, Best Buy HQ and Normandale CC
- Ridership increased by 3.4%

System snapshot

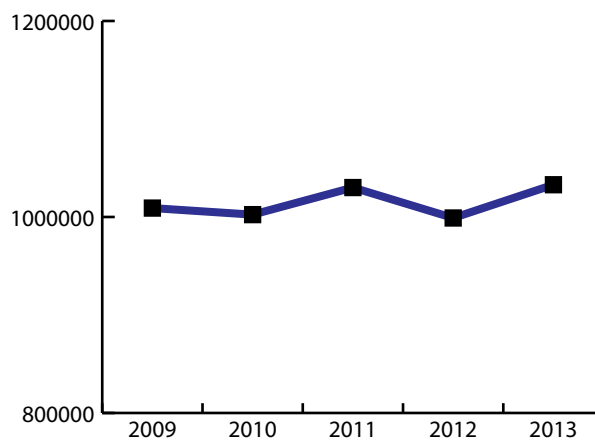
Legal Name SouthWest Transit
Governance Joint Powers Agreement
Area Served Chanhassen, Chaska, Eden Prairie
Legislative District 33B, 47B, 48A, 48B, 49B
Congressional District 3

System characteristics

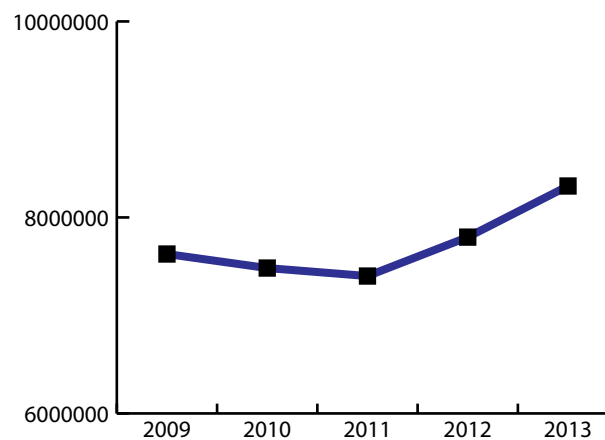
Vehicle fleet	10 Class 400, 50 Class 700	Hours of Operation	Monday - Friday 5:00 am - 9:30 pm
Service type	Fixed route		Saturday No service
			Sunday No service
		Base fare	\$1.75 - \$3.00

System performance

RIDERSHIP



OPERATING EXPENDITURES



UNIVERSITY OF MINNESOTA TRANSIT



Contact Joseph Dahip
Title Transit Manager
Street 901 - 29th Avenue S.E.
City State Zip Minneapolis, MN 55414
Telephone 612.604.1083
E-mail dahip002@umn.edu
Website edu/pts/bus/index.html



2013 Highlights

- Returned Campus Connector route back to Washington Avenue to better serve the university community
- Reintroduced the Washington Avenue Bridge Circulator to serve the north side of campus
- Extended service hours to provide security to the community

System snapshot

Legal Name University of Minnesota Parking and Transportation Services
Governance University of Minnesota
Area Served U of MN Twin Cities Campus
Legislative District 60B, 66A
Congressional District 2, 3, 4, 5, 6

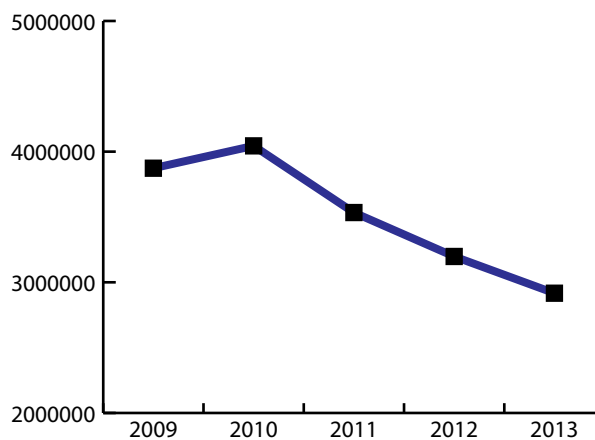
System characteristics

Vehicle fleet 3 Class 400, 1 Class 600, 18 Class 700
Service type Fixed route, dial-a-ride
Funding class

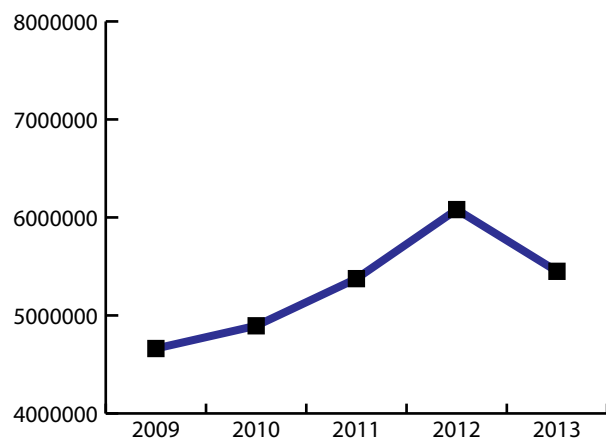
Hours of Operation
Monday - Friday 7:00 am - 2:00 am
Saturday 9:30 am - 2:00 am
Sunday 9:30 am - 2:00 am
Base fare Free

System performance

RIDERSHIP



OPERATING EXPENDITURES



JEFFERSON LINES



Contact Title Becky Alper
Community Awareness Specialist
Street 2100 East 26th Street
City State Zip Minneapolis, MN 55404
Telephone 612.359.3423
E-mail balper@jeffersonlines.com
Website jeffersonlines.com



2013 Highlights

- Opened a new Jefferson Lines location in the renovated Union Depot in downtown St. Paul
- Expanded service with a new route on the Iron Range and a new route with direct service from Duluth to Fargo

System Characteristics

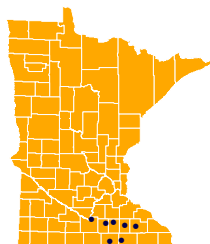
Service Type Intercity bus
Funding Class Section 5311(f)
Service Hours 24 hours daily, 7 days weekly

Jefferson Lines is a private intercity bus operator based in Minneapolis. Jefferson provides direct service to 74 Minnesota communities and connections to more than 4,000 destinations in the U.S., Canada, and Mexico. MnDOT administers federal Section 5311(f) funding to support and develop intercity bus transportation.

Minnesota's intercity bus program seeks to connect non-urbanized communities with the larger system of intercity bus service; to meet the intercity travel needs of residents in non-urbanized areas; to support the infrastructure of the intercity bus network through planning, marketing and capital investments; and to promote the coordination of intercity bus service with local public transit and other modes. The routes listed below are those portions of Jefferson routes operating in Minnesota and subsidized through this program. The program subsidizes 50% or 100% of a given route's operating deficit (operating cost minus revenues).

Route	Vehicle Miles	Ridership	Operating Costs	Revenue
Duluth to Grand Rapids	1,591	1,042	\$148,741.51	\$14,408.28
Grand Rapids to Duluth	1,591	1,166	\$147,655.71	\$15,612.07
Minneapolis to Sioux Falls	3,218	2,898	\$326,546.69	\$101,881.85
Sioux Falls to Minneapolis	3,218	3,574	\$322,475.96	\$128,602.56
Duluth to Fargo	3,228	3,297	\$225,894.50	\$72,606.38
Fargo to Duluth	3,228	3,478	\$222,738.72	\$74,758.49
Brainerd to Grand Forks	2,847	3,674	\$254,764.30	\$90,867.98
Grand Forks to Brainerd	2,783	3,582	\$248,428.94	\$78,715.19
Duluth to Minneapolis	2,240	5,713	\$211,293.42	147,198.55
Minneapolis to Duluth	2,269	4,368	\$228,717.43	\$113,021.22
Minneapolis to Milwaukee	1,928	6,124	\$199,750.15	\$91,684.13
Milwaukee to Minneapolis	1,928	5,189	\$199,176.98	\$78,714.66

LAND TO AIR EXPRESS



Contact Jason Mekalson
Title General Manager
Street 50 Sibley Parkway
City State Zip Mankato, MN 56001
Telephone 507.625.3977
E-mail jasonm@landtoair.net
Website landtoairexpress.com



2013 Highlights

- Increased trips from 1 to 3 trips per day, increasing service scope to include cities of Waseca, Owatonna and Dodge Center
- Promotional fares as low as \$5 per passenger-to entice passengers to try this convenient and affordable service
Price increased to \$10 between Rochester and Mankato, but remained at \$4 for cities in between

System snapshot

Legal Name Blue Earth Blue Sky dba Land to Air Express

Service type Intercity Bus
Funding class Section 5311(f)

Hours of Operation

Monday - Friday 6:30 am - 8:00 pm

Base fare \$5.00 - \$35.00

Jefferson Lines is a private intercity bus operator based in Minneapolis. Jefferson provides direct service to 74 Minnesota communities and connections to more than 4,000 destinations in the U.S., Canada, and Mexico. MnDOT administers federal Section 5311(f) funding to support and develop intercity bus transportation.

Minnesota's intercity bus program seeks to connect non-urbanized communities with the larger system of intercity bus service; to meet the intercity travel needs of residents in non-urbanized areas; to support the infrastructure of the intercity bus network through planning, marketing and capital investments; and to promote the coordination of intercity bus service with local public transit and other modes. The routes listed below are those portions of Jefferson routes operating in Minnesota and subsidized through this program. The program subsidizes 50% or 100% of a given route's operating deficit (operating cost minus revenues).

Route Name	Vehicle Miles	Ridership	Revenue	Operating Costs
Mankato-Rochester	169,561	2,848	\$38,334	\$225,000

Enhanced Mobility of Seniors and Individuals with Disabilities Program

Each year, the Federal Transit Administration provides funds to MnDOT to administer the Enhanced Mobility of Seniors and Individuals with Disabilities Program (Section 5310). This federal grant program funds projects that improve the mobility of seniors and individuals with disabilities.

Program Purpose

The purpose is to provide funding for the operation of vans and buses that meet the transportation needs of seniors and persons with disabilities. The project categories include the following:

- Transportation services when public transit is not available or cannot meet the special needs of seniors and persons with disabilities
- Transportation services that exceed the requirements of the Americans with Disabilities Act of 1990
- Transportation services that improve use of regular bus service and lessen dependence on dial-a-ride service
- Alternative services that assist seniors and persons with disabilities with transportation

Project Funding

Federal funds are available to fund up to 80 percent of a capital project and 50 percent of operating projects. Successful applicants are required to provide the remaining 20 percent local match for their capital project and/ or 50 percent local match for their operating project, and demonstrate their ability to sustain the project. A detailed description of requirements can be found in the Section 5310 Application: <http://www.dot.state.mn.us/transit/grants/index.html>.

Eligible Applicants

Organizations eligible to apply for Section 5310 funding include:

- Private non-profit organizations
- Local governmental authorities
- Tribal governments and
- Operators of public transportation

Please refer to Section 5310 State Management Plan for eligible applicant/project information: <http://www.dot.state.mn.us/transit/grants/5310/index.html> (click on State Management Plan under "Resources").



The following organizations operate services funded by Section 5310:

1. ABILITY BUILDING CENTER (ABC WORKS)

Contact: Judy Johnson
Telephone: 507-895-7161
62 N. Third Street
La Crescent, MN 55947
judyw@abcinc.org

2. ABILITY BUILDING CENTER (ABILITY ENTERPRISES)

Contact: Larry Erickson
Telephone: 507.281.6262
1911 14th St. NW
Rochester, MN 55903
larrye@abcinc.org

3. ACHIEVE SERVICES, INC.

Contact: Carol Donahoe
Telephone: 763-792-8705
1201 89th Ave. NE, Suite 105
Blaine, MN 55434
carol.donahoe@achieveservices.org

4. ADULT DAY SERVICES, INC.

Contact: April Collman
Telephone: 218-751-1324
620 Carlake Road SE
Bemidji, MN 56601
acollman@paulbunyan.net

5. ALLY PEOPLE SOLUTIONS

Contact: Philip Swanson
Telephone: 651.288.8929
1246 University Avenue West, Suite 239
St. Paul, MN 55104
pswanson@allypeoplesolutions.org

6. AUGUSTANA CARE-REGENT IN BURNSVILLE

Contact: Vicki Tobroxon
Telephone: 952.898.8721
14500 Regent Lane
Burnsville, MN 55337
vmtoxbroxe@augustanacare.org

7. AUGUSTANA CARE-HERITAGE COMMONS MINNEAPOLIS

Contact: Katie Stadther
Telephone: 612.843.4923
350 Van White Memorial Boulevard
Minneapolis, MN 55401
kstadther@augustanacare.org

8. BECKER COUNTY DAC

Contact: David Peterson
Telephone: 218-847-8206
P.O. Box 852
Detroit Lakes, MN 56502
beckerdac@yahoo.com

9. CANVAS HEALTH

Contact: Steven Hunt
Telephone: 651-275-4308
5650 Memorial Ave. N.
Oak Park Heights, MN 55082
sjh@canvashealth.org

10. CEDAR VALLEY SERVICES, INC.

Contact: Richard Pavsek
Telephone: 507-433-2303
2111 Fourth St. NW
Austin, MN 55912
rpavsek@cedarvalleyservices.org

11. CENTRAL COMMUNITY TRANSIT JOINT POWERS BOARD

Contact: Tiffany Collins
Telephone: 320-214-7433
1320 22nd St. SW, P.O. Box 186
Willmar, MN 56201
tcollins@katbus.org

12. CLEARWATER DAY ACTIVITY CENTER, INC.

Contact: Gordy Hagen
Telephone: 218-694-6541
302 - 5th St. NE., P.O. Box 29
Bagley, MN 56621
ghdac@gvtel.com

13. CONNECTIONS OF MOORHEAD, INC.

Contact: Mary Fandrich
Telephone: 218-233-8657 Ext. 30
810 Fourth Ave. S., Suite 156
Moorhead, MN 56560
mfandrich@connectionsofmoorhead.org

14. COTTONWOOD COUNTY DAC

Contact: Rhonda Haglund
Telephone: 507-831-1511
1049 Fifth Ave., P.O. Box 153
Windom, MN 56101
ccdac.director@gmail.com

15. DARTS

Contact: Kris Krishnan
Telephone: 651-234-2276
1645 Marthaler Lane
West St. Paul, MN 55118-9909
kris.krishnan@darts1.org

16. DELANO, CITY OF

Contact: Linda Van Lith
Telephone: 763-972-0574
234 Second St. N., P.O. Box 462
Delano, MN 55328
linda@delano.mn.us

17. EAST POLK COUNTY DAC

Contact: Wayne Holt
Telephone: 218-435-6188
326 N. Mark Ave., P.O. Box 178
Fosston, MN 56542
epcdac@gvtel.com

18. EAST SIDE NEIGHBORHOOD SERVICES, INC.

Contact: Tracy Thoraldson
Telephone: 612-787-4023
1700 Second St. NE
Minneapolis, MN 55413
tthoraldson@esns.org

19. EAST SUBURBAN RESOURCES

Contact: Ed Boeve
Telephone: 651-351-0190
1754 Washington Ave.
Stillwater, MN 55082-7561
eboeve@esrworks.org

20. ECUMEN DBA TRANSIT PLUS OF PARMLY LIFEPOINTES

Contact: Tom Henderson
Telephone: 651-257-7327
28210 Old Towne Road
Chisago City, MN 55013
wtomhenderson@ecumen.org

21. ECUMEN OF LITCHFIELD

Contact: Julie Kadelbach
Telephone: 320-373-6626
200 N. Holcombe Ave.
Litchfield, MN 55355
juliekadelbach@ecumen.org

22. ENTERPRISE NORTH, INC. – MADELIA

Contact: Mary Hippert
Telephone: 507-233-8900
21 Center Ave.
Madelia, MN 56062
mhippert@newulmtel.net

23. EPIC ENTERPRISE, INC.

Contact: Linda Hibbard
Telephone: 507-645-6800
430 Railway Street South, P.O. Box 168
Dundas, MN 55019
lhubbard@epicenterpriseinc.org

24. ESSENTIA HEALTH – DEER RIVER

Contact: Tom Windorski
Telephone: 218-246-3062
115 – 10th Avenue N.E.
Deer River, MN 56636
thomas.windorski@essentiahealth.org

25. THE EVANGELICAL LUTHERN GOOD SAMARITAN SOCIETY DBA GOOD SAMARITAN SOCIETY - HERITAGE HILLS

Contact: Mac Pecka
Telephone: 218-773-7484
2122 River Road NW
East Grand Forks, MN 56721
mpecka@good-sam.com

26. FALLS DAY ACTIVITIES CENTER, INC.

Contact: Tammy Haugen
Telephone: 218-681-5951
205 - 13th St. W., P.O. Box C
Thief River Falls, MN 56701
tammy@fallsdac.com

27. FIRST CARE MEDICAL SERVICES

Contact: Crystal Munter
Telephone: 218-435-7669
900 SE Hilligoss Blvd.
Fosston, MN 56542
crystal.munter@essentiahealth.org

28. FUNCTIONAL INDUSTRIES, INC.

Contact: Rod Pederson
Telephone: 763-682-4336
1801 Highway 25 N., P.O. Box 336
Buffalo, MN 55313
rpederson@functionalindustries.org

29. GUARDIAN ANGELS OF ELK RIVER

Contact: Rosemary Becker
Telephone: 763-241-6845
922 Main Street
Elk River, MN 55330
rbecker@ga-er.org

30. HMONG AMERICAN PARTNERSHIP

Contact: Bao Vang
Telephone: 651-495-1507
1075 Arcade St.
St. Paul, MN 55106
baov@hmong.org

31. INDEPENDENCE CENTER, INC.

Contact: Amy Christensen
Telephone: 320-252-4146
51 First Ave. S.
Waite Park, MN 56387
atcici@cloudnet.com

32. INDUSTRIES, INC.

Contact: Chris Fourness
Telephone: 763.689.5434 Ext. 24
500 South Walnut Street
Mora, MN 55051
cfourness@industriesinc.org

33. JOBS PLUS, INC.

Contact: Katie Neegard
Telephone: 507-833-5004
200 16th Ave. SE
Waseca, MN 56093
kneeg_1@yahoo.com

34. KITTSOON COUNTY DAC, INC.

Contact: Missy Karboviak
Telephone: 218-754-2225
P.O. Box 54
Lake Bronson, MN 56734
missyk500@gmail.com

35. LESUEUR COUNTY DEVELOPMENTAL SERVICES, INC.

Contact: Doug Scharfe
Telephone: 507-362-8560
519 W. Paquin St., P.O. Box 47
Waterville, MN 56096
doug.scharfe@lcds-waterville.com

36. LIFEWORKS SERVICES, INC.

Contact: Bob Platz
Telephone: 651-365-3728
2965 Lone Oak Drive, Suite 160
Eagan, MN 55121-3019
bplatz@lifeworks.org

37. LITTLEFORK MUNICIPAL HOSPITAL DBA LITTLEFORK MEDICAL CENTER

Contact: Jennifer Fondie
Telephone: 218-278-6634
912 Main Street
Littlefork, MN 56653
jfondie@onvoymail.com

38. MANKATO REHABILITATION CENTER, INC.

Contact: Ron Decker
Telephone: 507-386-5670
201 Victory Drive
Mankato, MN 56001
rdecker@mrciworksource.org

39. MANKATO REHABILITATION CENTER, INC. -ROSEMOUNT

Contact: Sharon Montoya
Telephone: 651-423-8900
15191 Boulder Court
Rosemount, MN 55068
smontoya@mrciworksource.org

40. MAYO CLINIC HEALTH SYSTEM – LAKE CITY

Contact: Jennifer Lindow
Telephone: 651-345-6077
500 W. Grant St.
Lake City, MN 55041
lindow.jennifer@mayo.edu

41. MIDWEST SPECIAL SERVICES, INC.

Contact: Julie Johnson
Telephone: 651-778-1000
900 Ocean St.
St. Paul, MN 55106
jjohnson@mwsservices.org

42. MINNEAPOLIS AMERICAN INDIAN CENTER

Contact: Janet Stately
Telephone: 612.879.1770
1530 East Franklin Avenue
Minneapolis, MN 55404
jstately@maicnet.org

**43. MINNESOTA VALLEY ACTION COUNCIL
WASECA COUNTY TRANSPORTATION PROJECT**

Contact: Sandy Chadderdon
Telephone: 507-835-4551
308 N. State St.
Waseca, MN 56093
schadderdon@mnvac.org

44. NEWTRAX, INC.

Contact: Kim Trenary
Telephone: 651.789.6220
3210 Labore Road, Suite 100
Vadnais Heights, MN 55110
ktrenary@newtrax.org

45. NORMAN COUNTY DAC

Contact: Matt Kramer
Telephone: 218-784-4582
P.O. Box 145
Ada, MN 56510
mkncdac@loretel.net

46. NORTHEAST CONTEMPORARY SERVICES, INC.

Contact: Andy Sagvold
Telephone: 651-636-3343
2770 Cleveland Ave. N.
Roseville, MN 55113
andy.sagvold@northeastcontemporaryservices.org

**47. OCCUPATIONAL DEVELOPMENT CENTER INC. –
THIEF RIVER FALLS**

Contact: Charity Brault
Telephone: 218-681-6830
1520 Highway 32 S.
Thief River Falls, MN 56701
cbrault@odcmn.com

**48. OCCUPATIONAL DEVELOPMENT CENTER INC. –
WARREN**

Contact: Cindy Gratzek
Telephone: 218-745-4401
1008 N. Second St.
Warren, MN 56762
cgratzek@odcmn.com

49. OPPORTUNITY PARTNERS

Contact: Alison Steward
Telephone: 952-942-3837
7102 Shady Oak Road
Eden Prairie, MN 55344
asteward@opportunities.org

50. OPTIONS, INC.

Contact: Matt Carlson
Telephone: 763-263-3684 x 224
16820 197th Ave. NW
Big Lake, MN 55309
mattcarlson@options-inc.org

**51. PINE HABILITATION AND SUPPORTED
EMPLOYMENT (PHASE)**

Contact: Tim Schmutzer
Telephone: 320-245-2246
106 Main St.
Sandstone, MN 55072
tschmutzer@pinehab.org

52. PINE HAVEN, INC.

Contact: Steve Ziller
Telephone: 507-356-8304
210 NW Third St.
Pine Island, MN 55963
admin@pinehavencommunity.org

53. PINWOOD, INC. – DULUTH

Contact: Toni Rothmeier
Telephone: 218-879-4566
915 18th St.
Cloquet, MN 55720
toni@pinewoodclog-duluth.com

**54. POLK COUNTY DEVELOPMENTAL ACHIEVEMENT
CENTER**

Contact: JoAn Bittner
Telephone: 218-281-4181
515 Fifth Ave. S.
Crookston, MN 56716
bittner.dac@midconetwork.com

55. POSSABILITIES OF SOUTHERN MINNESOTA

Contact: Eileen Wallace
Telephone: 507-281-6116
1808 Third Ave. SE
Rochester, MN 55904
ewallace@possabilities.org

56. PROACT, INC. – EAGAN

Contact: Sheena Henry
Telephone: 651-289-3149
3195 Neil Armstrong Blvd.
Eagan, MN 55121
shenry@proactinc.org

57. PROACT, INC. – RED WING

Contact: Sally Ogren
Telephone: 651-388-7108
204 Mississippi Ave.
Red Wing, MN 55066
sogren@proactinc.org

58. RAINBOW RIDER TRANSIT BOARD

Contact: Harold Jennissen
Telephone: 320.283.5065
249 Poplar Avenue
Lowry, MN 56349
hjenn@runestone.net

59. RISE, INCORPORATED

Contact: Lynn Noren
Telephone: 763-783-2814
8406 Sunset Road NE
Spring Lake Park, MN 55432
lnoren@rise.org

60. ROCK COUNTY OPPORTUNITIES, INC.

Contact: Beth Bartels
Telephone: 507-283-4582
807 W. Main St., P.O. Box 626
Luverne, MN 56156
bbartels@rockcountyoopp.com

61. ROSEVILLE AREA SENIOR PROGRAM

Contact: Janell B. Wampler
Telephone: 651-604-3522
1910 County Road B W.
Roseville, MN 55113
janell.wampler@isd623.org

62. ST. PAUL JEWISH COMMUNITY CENTER OF THE GREATER ST. PAUL AREA

Contact: Barbie Levine
Telephone: 651-255-4734
1375 St. Paul Ave.
St. Paul, MN 55116
blevine@stpauljcc.org

63. SERVICE ENTERPRISES, INC. OF MINNESOTA

Contact: Betty Stancer
Telephone: 507-637-3503
515 W. Bridge St., P.O. Box 248
Redwood Falls, MN 56283
betty.stancer@service-enterprises.org

64. SIBLEY COUNTY DEVELOPMENTAL ACHIEVEMENT CENTER

Contact: Mark Pauly
Telephone: 507-964-5726
700 Marion Drive, P.O. Box 916
Arlington, MN 55307-0916
scdpauly@frontiernet.net

65. STEP, INC.

Contact: Sue Eisenmenger
Telephone: 507-238-4341
5 Downtown Plaza
Fairmont, MN 56031
seisenmenger@stepinc.org

66. STEVENS COUNTY DEVELOPMENTAL ACHIEVEMENT CENTER

Contact: Emmy Kvatum
Telephone: 320-589-3020
203 Green River Road, P.O. Box 25
Morris, MN 56267
ekvatum@hometownsolutions.net

67. SWIFT COUNTY DEVELOPMENT ACHIEVEMENT CENTER

Contact: Emmy Kvatum
Telephone: 320-843-4201
2105 Minnesota Ave.
Benson, MN 56215
scdac3@embarqmail.com

68. UDAC, INC.

Contact: Laurie Berner
Telephone: 218-722-5867
500 E. 10th St.
Duluth, MN 55805
lberner@udac.org

69. VALLEY VIEW NURSING HOME OF HOUSTON, INC.

Contact: Connie Edwards
Telephone: 507-896-3125
510 E. Cedar St.
Houston, MN 55943
cedwards@acegroup.cc

70. VINE FAITH IN ACTION, INC.

Contact: Carol Clark
Telephone: 507.387.1666
1618 Third Avenue
Mankato, MN 56001
carolclark@vinevolunteers.com

71. VOLUNTEERS OF AMERICA OF MINNESOTA

Contact: Bee Vue
Telephone: 612-455-2926
1505 Park Ave. S.
Minneapolis, MN 55404
bvue@voamn.org

72. WACOSA

Contact: Nancy Betts
Telephone: 320-257-5187
320 Sundial Drive
Waite Park, MN 56387
nbetts@wacosa.org

73. WADENA COUNTY DAC, INC.

Contact: Sylvia Silvers
Telephone: 218-837-5182
305 - 5th St. SW., P.O. Box 235
Sebeka, MN 56477
wcdac@wcta.net

74. WESTERN COMMUNITY ACTION

Contact: Cathleen Amick
Telephone: 507,537,7628 Ext. 1124
1400 South Saratoga Street
Marshall, MN 56258

75. WHITE BEAR LAKE LIONS CLUB

Contact: Andrea Wildman Hilal
Telephone: 651.653.3126
2484 East County Road F
White Bear Lake, MN 55110
andrea.wildman-hilal@isd624.org

76. WHITE EARTH RESERVATION TRIBAL COUNCIL

Contact: Ray Johnston
Telephone: 218-983-3283
P.O. Box 418
White Earth, MN 56591
rayj@whiteearth.com

77. WINONA COUNTY DEVELOPMENTAL ACHIEVEMENT CENTER, INC.

Contact: LaVerne Scharmer
Telephone: 507-452-1798
1721 W. Service Drive
Winona, MN 55987
lscharmer@winonadac.org

78. WINONA ORC INDUSTRIES, INC.

Contact: Judie Foster-Lupkin
Telephone: 507-452-1855
1053 E. Mark St.
Winona, MN 55987
jfoster-lupkin@winonaorc.org

Financial Statistics

Minnesota Public Transit Systems – 2013 Operating Expenditures

	Total Operating Expenditures
Greater Minnesota	\$68,261,171
Urbanized	\$28,737,075
Elderly and Disabled	\$4,730,007
Small Urban	\$2,565,824
Rural	\$31,233,351
Transit for Our Future	\$278,798
Other Transit Service	\$436,711
Twin Cities Metropolitan Area	\$424,239,175
Metro Transit – Regular Route Bus	\$259,789,922
Metro Transit – Light Rail Transit	\$32,424,866
Metro Transit – Commuter Rail	\$17,753,560
Metro Mobility	\$49,060,643
Metropolitan Council Contracted Services – Regular Route Bus	\$17,290,530
Metropolitan Council Contracted Services – Transit Link	\$7,404,651
Metropolitan Council Contracted Services – Metro Vanpool	\$1,128,619
Suburban Transit Providers	\$37,247,922
Other Transit Providers	\$5,450,271

Greater Minnesota Transit Systems – 2013 Operating Expenditures

Greater Minnesota public transit systems are displayed according to categories within state statute: urbanized, elderly and disabled, small urban and rural systems. Figures presented are unaudited.

	Total Expenditures	Federal Share (5307/5311)	State General Fund	State MVST	Local Share	% Local Share
Urbanized	\$28,737,075	\$3,889,441	\$5,709,203	\$9,365,162	\$9,773,268	34.0%
Elderly & Disabled	\$4,730,007	\$0	\$1,179,761	\$1,926,185	\$1,624,061	34.3%
Small Urban	\$2,565,824	\$507,265	\$515,074	\$858,638	\$684,847	26.7%
Rural	\$31,233,351	\$6,633,345	\$6,650,003	\$10,901,757	\$7,048,246	22.6%
Transit For Our Future	\$278,798	\$0	\$0	\$234,678	\$44,029	15.8%
Other Transit Services	\$436,711	\$0	\$0	\$188,824	\$247,887	56.8%
Total	\$68,261,171	\$11,030,051	\$14,332,841	\$23,713,244	\$19,464,520	28.5%
Intercity Bus	Total Expenditures	Federal Share	State General Fund	State MVST	Local Share	% Local Share
Intercity Bus Total	\$3,911,127	\$1,897,659	\$0	\$449,111	\$1,564,356	40%
Other GM Funded Services	Total Expenditures	Federal Share	State General Fund	State MVST	Local Share	% Local Share
<i>Metropolitan Council Northstar Commuter Rail</i>	\$13,864,661	\$0	\$896,587	\$0	\$12,968,073	93.5%
<i>Metropolitan Council Transit Link</i>	\$1,887,619	\$632,458	\$0	\$0	\$1,255,160	66.5%
Grand Total	\$88,361,290	\$13,560,168	\$15,678,539	\$23,902,068	\$35,499,997	40.1%
Urbanized systems	Total Expenditures	Federal Share	State General Fund	State MVST	Local Share	% Local Share
Duluth Transit Authority	\$12,406,967	\$941,000	\$2,864,820	\$4,674,180	\$3,926,967	31.7%
East Grand Forks Transit	\$276,230	\$71,000	\$41,116	\$67,084	\$97,030	35.1%
La Crescent Apple Express	\$271,147	\$49,000	\$37,316	\$60,884	\$123,947	45.7%
Mankato Transit System	\$1,622,758	\$351,441	\$340,715	\$606,050	\$324,552	20.0%
Moorhead MAT	\$1,637,550	\$319,000	\$349,980	\$571,020	\$397,550	24.3%
Rochester Public Transit	\$6,087,921	\$1,007,000	\$821,180	\$1,339,820	\$2,919,921	48.0%
St. Cloud Metro Bus	\$6,434,501	\$1,151,000	\$1,254,076	\$2,046,124	\$1,983,301	30.8%
Total	\$28,737,075	\$3,889,441	\$5,709,203	\$9,365,162	\$9,773,268	34.0%
Elderly & Disabled Systems	Total Expenditures	Federal Share	State General Fund	State MVST	Local Share	% Local Share
Duluth Transit Authority-STRIDE	\$764,533	\$0	\$198,645	\$324,105	\$241,783	31.6%
East Grand Forks Transit Dial-A-Ride	\$51,054	\$0	\$15,992	\$27,404	\$7,658	15.0%
Moorhead MAT Paratransit	\$365,428	\$0	\$88,825	\$144,925	\$131,678	36.0%
Rochester Dial-A-Ride	\$730,000	\$0	\$201,229	\$328,321	\$200,450	27.5%

Elderly & Disabled Systems	Total Expenditures	Federal Share	State General Fund	State MVST	Local Share	% Local Share
St. Cloud Metro Bus Dial-A-Ride	\$2,818,993	\$0	\$675,070	\$1,101,430	\$1,042,493	37.0%
Total	\$4,730,007	\$0	\$1,179,761	\$1,926,185	\$1,624,061	34.3%

Small Urban Systems	Total Expenditures	Federal Share	State General Fund	State MVST	Local Share	% Local Share
Albert Lea Transit	\$373,097	\$69,900	\$75,582	\$123,318	\$104,297	28.0%
Benson Heartland Express	\$175,346	\$40,500	\$36,290	\$59,210	\$39,346	22.4%
Granite Falls Heartland Express	\$136,729	\$23,100	\$23,142	\$37,758	\$52,729	38.6%
Hibbing	\$267,215	\$64,636	\$54,586	\$94,550	\$53,443	20.0%
Le Sueur Heartland Express	\$209,070	\$49,325	\$44,337	\$73,594	\$41,814	20.0%
Morris Transit	\$395,650	\$94,475	\$82,979	\$139,066	\$79,130	20.0%
St. Peter Transit	\$333,737	\$65,700	\$66,234	\$108,066	\$93,737	28.1%
Stewartville Heartland Express	\$65,287	\$14,729	\$11,275	\$26,226	\$13,057	20.0%
Winona Transit Service	\$609,694	\$84,900	\$120,650	\$196,850	\$207,294	34.0%
Total	\$2,565,824	\$507,265	\$515,074	\$858,638	\$684,847	26.7%

Rural Systems	Total Expenditures	Federal Share	State General Fund	State MVST	Local Share	% Local Share
Arrowhead Transit	\$5,679,761	\$1,231,963	\$1,328,841	\$2,168,109	\$950,848	16.7%
Austin-Mower County Area Transit	\$633,955	\$144,215	\$144,911	\$249,736	\$95,093	15.0%
Becker County Transit	\$355,466	\$77,400	\$75,240	\$122,760	\$80,066	22.5%
Brainerd and Crow Wing Public Transit	\$828,857	\$202,800	\$186,504	\$304,296	\$135,257	16.3%
Brown County Heartland Express	\$621,905	\$154,200	\$141,018	\$230,082	\$96,605	15.5%
Chisago-Isanti County Heartland Express	\$1,080,503	\$249,000	\$231,610	\$338,110	\$261,783	24.2%
Community Transit of Western Community Action¹	\$1,612,924	\$297,000	\$387,790	\$632,710	\$295,424	18.3%
FAR North Public Transit	\$300,052	\$85,500	\$74,280	\$95,264	\$45,008	15.0%
Faribault County Prairie Express	\$167,559	\$39,300	\$38,361	\$62,589	\$27,309	16.3%
Fond du Lac Band Transit	\$119,097	\$48,500	\$0	\$0	\$70,597	59.3%
Fosston Transit	\$72,420	\$17,994	\$15,384	\$28,179	\$10,863	15.0%
Hubbard County Heartland Express	\$331,440	\$74,400	\$88,008	\$102,792	\$66,240	20.0%
Kandiyohi Area Transit	\$1,130,024	\$299,100	\$233,145	\$428,275	\$169,504	15.0%

Rural Systems	Total Expenditures	Federal Share	State General Fund	State MVST	Local Share	% Local Share
Lincoln County Heartland Express	\$242,142	\$42,900	\$39,577	\$64,573	\$95,092	39.3%
Mahnomen County Heartland Express	\$178,102	\$42,000	\$38,950	\$63,550	\$33,602	18.9%
Martin County Express	\$611,043	\$129,300	\$133,361	\$217,589	\$130,793	21.4%
Meeker County Public Transit	\$769,461	\$113,700	\$150,594	\$245,706	\$259,461	33.7%
Murray County Heartland Express	\$125,259	\$21,900	\$22,363	\$36,487	\$44,509	35.5%
Paul Bunyan Transit	\$946,398	\$231,000	\$235,072	\$338,366	\$141,960	15.0%
Pine River Ride With Us Bus	\$51,635	\$14,364	\$6,214	\$23,312	\$7,745	15.0%
Pipestone County Transit	\$415,973	\$82,500	\$84,930	\$138,570	\$109,973	26.4%
Prairie Five Rides ²	\$1,317,839	\$255,600	\$260,433	\$424,917	\$376,889	28.6%
Prairieland Transit	\$343,399	\$72,600	\$77,387	\$126,263	\$67,149	19.6%
Rainbow Rider Transit	\$1,893,409	\$262,200	\$368,714	\$601,586	\$660,909	34.9%
Red Lake Transit	\$208,628	\$85,000	\$0	\$0	\$123,628	59.3%
Renville County Heartland Express	\$549,578	\$74,700	\$100,814	\$164,486	\$209,578	38.1%
RiverRider Public Transit System	\$1,208,555	\$205,200	\$202,388	\$546,112	\$254,855	21.1%
Rock County Heartland Express	\$314,119	\$54,900	\$66,348	\$108,252	\$84,619	26.9%
SEMCAC Transportation	\$355,647	\$77,100	\$80,845	\$131,905	\$65,797	18.5%
Steele County Area Transit	\$450,414	\$107,109	\$91,014	\$184,729	\$67,562	15.0%
Three Rivers Hiawathaland Transit ³	\$1,798,955	\$419,400	\$393,927	\$535,240	\$450,388	25.0%
Timber Trails Public Transit	\$620,464	\$134,400	\$130,454	\$212,846	\$142,764	23.0%
Trailblazer Transit	\$1,858,908	\$357,600	\$379,943	\$585,907	\$535,458	28.8%
Transit Alternatives	\$1,128,932	\$282,900	\$251,310	\$425,382	\$169,340	15.0%
Tri-CAP Transit Connection	\$1,041,792	\$244,500	\$224,599	\$366,451	\$206,242	19.8%
Tri-Valley Heartland Express Bus	\$1,070,567	\$253,800	\$222,034	\$362,266	\$232,467	21.7%
Wadena County Friendly Rider Transit	\$393,423	\$96,600	\$87,970	\$143,530	\$65,323	16.6%
Watonwan Take Me There	\$404,746	\$50,700	\$55,670	\$90,830	\$207,546	51.3%
Total	\$31,233,351	\$6,633,345	\$6,650,003	\$10,901,757	\$7,048,246	22.6%

Transit for Our Future: Transit System	Total Expenditures	Federal Share	State General Fund	State MVST	Local Share	% Local Share
Cedar Valley Services - merger (AMCAT/Steele/Albert Lea)	\$177,275	\$0	\$0	\$149,260	\$28,015	15.8%
SEMCAC - merger (Stewartville)	\$83,631	\$0	\$0	\$70,210	\$13,421	16.0%
Brainerd - merger (Pine River)	\$17,892	\$0	\$0	\$15,208	\$2,773	15.5%
Total	\$278,798	\$0	\$0	\$234,678	\$44,029	15.8%

Other Transit Service	Total Expenditures	Federal Share	State General Fund	State MVST	Local Share	% Local Share
Northstar Link	\$436,711	\$0	\$0	\$188,824	\$247,887	56.8%
Total	\$436,711	\$0	\$0	\$188,824	\$247,887	56.8%

¹ Cottonwood County Transit merger with Community Transit of Western Community Action

² Dawson Heartland Express and Montevideo Heartland Express merged with Prairie Five Rides

³ Northfield Transit merged with Three Rivers Hiawathaland Transit

Greater Minnesota Transit Systems – 2013 Capital Expenditures

Capital expenditures are categorized according to National Transit Database categories. Figures presented are unaudited.

Transit System	Total Expenditures	Federal Share	State Share	Local Share
Urbanized	\$6,800,399	\$5,424,699	\$10,986	\$1,364,714
Small Urban	\$461,498	\$239,221	\$129,978	\$92,300
Rural	\$5,169,864	\$3,211,054	\$900,692	\$1,058,117
Total	\$12,431,760	\$8,874,974	\$1,041,656	\$2,515,131

Urbanized Systems	Asset Category	Total Expenditures	Federal Share	State Share	Local Share
Duluth Transit Authority	Revenue vehicles	\$5,006,056	\$4,004,845	\$0	\$1,001,211
	Passenger stations	\$642,229	\$513,783	\$0	\$128,446
	Administrative building	\$12,243	\$9,794	\$0	\$2,449
	ITS*	\$85,496	\$68,397	\$0	\$17,099
East Grand Forks Transit	Sidewalk improvements	\$247,627.75	\$198,102.00	\$0	\$49,525.75
Moorhead MAT	Revenue vehicles	\$21,894	\$17,515	\$0	\$4,379
	ITS	\$79,873	\$79,873	\$0	\$0
	Passenger shelters and rehab	\$75,964	\$60,771	\$0	\$15,193
Rochester Public Transit	Maintenance buildings	\$529,072	\$423,258	\$0	\$105,814
	Revenue vehicles	\$1,831	\$1,465	\$0	\$366
	ITS	\$2,508	\$2,022	\$0	\$506
St. Cloud Metro Bus	Passenger stations	\$50,482	\$20,401	\$0	\$30,081
	Service vehicles	\$775	\$0	\$0	\$775
	ITS	\$44,348	\$24,493	\$10,986	\$8,869
Total Urban		\$6,800,399	\$5,424,699	\$10,986	\$1,364,714

* ITS - Information Technology Systems

Small Urban Systems	Asset Category	Total Expenditures	Federal Share	State Share	Local Share
Albert Lea Transit	Buses	\$73,938	\$0	\$59,150	\$14,788
City of Granite Falls	Buses	\$69,731	\$55,785	\$0	\$13,946
City of Hibbing	Buses	\$169,866	\$135,893	\$0	\$33,973
City of Morris	Buses	\$59,429	\$47,543	\$0	\$11,886
Winona Transit Service	Buses	\$88,534	\$0	\$70,828	\$17,707
Total Small urban		\$461,498	\$239,221	\$129,978	\$92,300

Rural Systems	Asset Category	Total Expenditures	Federal Share	State Share	Local Share
Arrowhead Transit	Buses	\$1,319,484	\$1,055,587	\$0	\$263,897
Austin-Mower County Area Transit	Buses	\$68,490	\$54,792	\$0	\$13,698
	Facility improvements	\$27,160	\$0	\$16,000	\$11,160
Brainerd and Crow Wing Public Transit	Buses	\$69,032	\$54,426	\$0	\$14,606
	ITS	\$100,000	\$0	\$80,000	\$20,000
Brown County Heartland Express	Buses	\$62,762	\$50,210	\$0	\$12,552
	ITS	\$100,000	\$0	\$80,000	\$20,000
Chisago-Isanti Heartland Express	Buses	\$145,682	\$116,545	\$0	\$29,136
	ITS	\$74,651	\$0	\$59,721	\$14,930
FAR North	Buses	\$67,878	\$0	\$54,302	\$13,576
Kandiyohi Area Transit	Buses	\$128,134	\$92,000	\$0	\$36,134
Mahnomen County Human Service	Buses	\$65,076	\$52,061	\$0	\$13,015
Martin County Express	Buses	\$118,515	\$94,812	\$0	\$23,703
Meeker County Public Transit	ITS	\$30,277	\$0	\$24,221	\$6,055
Paul Bunyan Transit	Buses	\$185,702	\$148,561	\$0	\$37,140
Pipestone County Transit	Buses	\$68,609	\$54,887	\$0	\$13,722
Prairie Five Rides	Buses	\$197,124	\$105,133	\$52,566	\$39,425
	ITS	\$29,624	\$0	\$23,699	\$5,925
Rainbow Rider Transit	Buses	\$140,833	\$112,666	\$0	\$28,167
	ITS	\$30,000	\$0	\$24,000	\$6,000
Renville Co. Heartland Express	Buses	\$69,766	\$55,813	\$0	\$13,953
RiverRider Public Transit System	Buses	\$70,260	\$56,208	\$0	\$14,052
Three Rivers Hiawathaland Transit	Buses	\$345,112	\$276,089	\$0	\$69,022
	Bus Stop/shelters	\$50,000	\$0	\$40,000	\$10,000
Timber Trails Public Transit	Buses	\$148,028	\$56,000	\$59,200	\$32,828
	ITS	\$79,859	\$0	\$60,000	\$19,859
Trailblazer Transit	Buses	\$203,948	\$163,158	\$0	\$40,790
Transit Alternatives	Buses	\$249,777	\$85,881	\$113,941	\$49,955
Tri-CAP Transit Connection	ITS	\$39,616	\$0	\$31,693	\$7,923
Tri-Valley Heartland Express	Buses	\$134,530	\$107,624	\$0	\$26,906
	Buses	\$70,988	\$56,790	\$0	\$14,198
	ITS	\$23,946	\$0	\$19,157	\$4,789
Wadena County Social Services	Facility improvements	\$89,930	\$0	\$71,944	\$17,986
Watonwan County	Buses	\$65,180	\$52,144	\$0	\$13,036
Western Community Action, Inc.	Buses	\$58,867	\$47,093	\$0	\$11,773
	Buses	\$397,333	\$262,574	\$55,293	\$79,467
	ITS	\$23,668	\$0	\$18,934	\$4,734
	Facility improvements	\$20,025	\$0	\$16,020	\$4,005
Total		\$5,169,864	\$3,211,054	\$900,692	\$1,058,117

Greater Minnesota Transit Systems – 2014 Operating Budget

Figures represent contracted amounts.

Transit Systems	Total Budget	5307/5311	State Share	State MVST	Local Share
Urbanized	\$26,216,750	\$4,132,000	\$6,152,440	\$10,688,960	\$5,243,350
Elderly & Disabled	\$4,580,000	\$0	\$1,362,550	\$2,530,450	\$687,000
Small Urban	\$2,247,000	\$679,600	\$391,300	\$726,700	\$449,400
Rural	\$33,816,042	\$10,205,580	\$6,128,105	\$12,193,401	\$5,288,956
Transit for Our Future	\$1,064,613	\$0	\$0	\$957,421	\$107,192
Other Transit Services	\$319,000	\$0	\$0	\$255,200	\$63,800
Total	\$68,243,405	\$15,017,180	\$12,746,360	\$24,865,257	\$11,839,698
<i>Intercity Bus</i>					
<i>Intercity Bus total</i>	<i>\$4,639,938</i>	<i>\$2,218,603</i>	<i>\$0</i>	<i>\$824,166</i>	<i>\$1,597,170</i>
<i>Other GM Funded Service¹</i>					
<i>Metropolitan Council Northstar Commuter Rail</i>	<i>\$18,181,000</i>	<i>\$0</i>	<i>\$0</i>	<i>\$1,258,296</i>	<i>\$16,922,580</i>
<i>Metropolitan Council Transit Link</i>	<i>\$1,860,000</i>	<i>\$676,800</i>	<i>\$0</i>	<i>\$0</i>	<i>\$1,183,200</i>
Grand Total	\$93,243,343	\$17,912,583	\$12,746,360	\$27,202,918	\$31,606,448

Urbanized Systems	Total Budget	Federal	State Share	State MVST	Local Share
Duluth Transit Authority	\$11,292,000	\$976,000	\$2,820,160	\$5,237,440	\$2,258,400
East Grand Forks Transit	\$256,000	\$74,000	\$45,780	\$85,020	\$51,200
La Crescent Apple Express	\$225,000	\$52,000	\$44,800	\$83,200	\$45,000
Mankato Transit System	\$1,777,000	\$436,000	\$344,960	\$640,640	\$355,400
Moorhead MAT	\$2,028,000	\$354,000	\$443,940	\$824,460	\$405,600
Rochester Public Transit	\$4,129,750	\$1,049,000	\$1,047,130	\$1,207,670	\$825,950
St. Cloud Metro Bus	\$6,509,000	\$1,191,000	\$1,405,670	\$2,610,530	\$1,301,800
Total	\$26,216,750	\$4,132,000	\$6,152,440	\$10,688,960	\$5,243,350

Elderly & Disabled Systems	Total Budget	Federal	State Share	State MVST	Local Share
Duluth Transit Authority STRIDE	\$789,000	\$0	\$234,728	\$435,923	\$118,350
East Grand Forks Transit Dial-A-Ride	\$54,000	\$0	\$16,065	\$29,835	\$8,100
Mankato Dial-A-Ride	\$185,000	\$0	\$55,038	\$102,213	\$27,750
Moorhead MAT Paratransit	\$300,000	\$0	\$89,250	\$165,750	\$45,000
Rochester Dial-A-Ride	\$652,000	\$0	\$193,970	\$360,230	\$97,800
St. Cloud Metro Bus Dial-A-Ride	\$2,600,000	\$0	\$773,500	\$1,436,500	\$390,000
Total	\$4,580,000	\$0	\$1,362,550	\$2,530,450	\$687,000

Small Urban Systems	Total Budget	Federal	State Share	State MVST	Local Share
Benson Heartland Express	\$175,000	\$55,200	\$29,680	\$55,120	\$35,000
Granite Falls Heartland Express	\$117,000	\$35,600	\$20,300	\$37,700	\$23,400
Hibbing Area Transit	\$336,000	\$112,000	\$54,880	\$101,920	\$67,200

Small Urban Systems	Total Budget	Federal	State Share	State MVST	Local Share
Le Sueur Heartland Express	\$247,000	\$84,000	\$39,760	\$73,840	\$49,400
Morris Transit	\$415,000	\$132,800	\$69,720	\$129,480	\$83,000
St. Peter Transit	\$339,000	\$100,000	\$59,920	\$111,280	\$67,800
Winona Transit Services	\$618,000	\$160,000	\$117,040	\$217,360	\$123,600
Total	\$2,247,000	\$679,600	\$391,300	\$726,700	\$449,400

Rural Systems	Total Budget	Federal	State Share	State MVST	Local Share
Arrowhead Transit	\$5,804,500	\$1,603,600	\$1,112,475	\$2,217,750	\$870,675
Becker County Transit	\$344,000	\$110,400	\$63,700	\$118,300	\$51,600
Brainerd and Crow Wing Public Transit ²	\$917,042	\$334,800	\$175,560	\$269,125	\$137,556
Brown County Heartland Express	\$716,000	\$246,800	\$126,630	\$235,170	\$107,400
Chisago-Isanti Heartland Express	\$1,065,500	\$371,200	\$195,248	\$339,228	\$159,825
Community Transit of Western Community Action	\$1,700,000	\$460,000	\$344,750	\$640,250	\$255,000
FAR North Public Transit	\$351,000	\$114,800	\$64,243	\$119,308	\$52,650
Faribault County Prairie Express	\$180,000	\$60,400	\$32,410	\$60,190	\$27,000
Fond-du-Lac Band Transit	\$125,000	\$59,000	\$0	\$0	\$66,000
Fosston Transit	\$84,000	\$27,600	\$15,330	\$28,470	\$12,600
Hubbard County Heartland Express	\$407,000	\$109,200	\$67,393	\$169,358	\$61,050
Kandiyohi Area Transit	\$1,489,000	\$502,800	\$266,998	\$495,853	\$223,350
Lincoln County Heartland Express	\$186,000	\$63,200	\$33,215	\$61,685	\$27,900
Mahnomen County Heartland Express	\$195,000	\$64,800	\$35,333	\$65,618	\$29,250
Martin County Express	\$714,000	\$221,600	\$134,855	\$250,445	\$107,100
Meeker County Public Transit	\$669,000	\$190,000	\$132,528	\$246,123	\$100,350
Murray County Heartland Express	\$112,000	\$35,600	\$20,860	\$38,740	\$16,800
Paul Bunyan Transit	\$956,000	\$298,800	\$179,830	\$333,970	\$143,400
Pipestone County Transit	\$384,000	\$120,400	\$72,100	\$133,900	\$57,600
Prairie Five Rides	\$1,550,000	\$498,400	\$286,685	\$532,415	\$232,500
Prairieland Transit	\$359,000	\$110,000	\$68,303	\$126,848	\$53,850
Rainbow Rider Transit	\$1,700,000	\$497,600	\$331,590	\$615,810	\$255,000
Red Lake Transit	\$173,000	\$83,500	\$0	\$0	\$89,500
Renville County Heartland Express	\$450,000	\$127,200	\$89,355	\$165,945	\$67,500
Rock County Heartland Express	\$310,000	\$96,400	\$58,485	\$108,615	\$46,500
SEMCAC Transportation	\$644,000	\$222,000	\$113,890	\$211,510	\$96,600
Southern Minnesota Area Rural Transit ³	\$1,704,000	\$557,600	\$311,780	\$579,020	\$255,600
Three Rivers Hiawathaland Transit	\$1,895,000	\$574,800	\$362,583	\$673,368	\$284,250
Timber Trails Public Transit	\$718,000	\$194,400	\$145,565	\$270,335	\$107,700
Trailblazer Transit	\$2,400,000	\$592,400	\$357,910	\$1,089,690	\$360,000
Transit Alternatives	\$1,291,000	\$441,600	\$229,513	\$426,238	\$193,650
Tri-CAP Transit Connection	\$1,472,000	\$386,800	\$213,290	\$651,110	\$220,800
Tri-Valley Heartland Express	\$1,811,000	\$508,480	\$360,805	\$670,066	\$271,650

Rural Systems	Total Budget	Federal	State Share	State MVST	Local Share
Wadena County Friendly Rider Transit	\$425,000	\$136,400	\$72,748	\$152,103	\$63,750
Watonwan Take Me There	\$260,000	\$72,000	\$52,150	\$96,850	\$39,000
White Earth Reservation Tribal Council	\$255,000	\$111,000	\$0	\$0	\$144,000
Total	\$33,816,042	\$10,205,580	\$6,128,105	\$12,193,401	\$5,288,956

Transit for Our Future	Total Budget	Federal	State Share	State MVST	Local Share
Kandiyohi Area Transit Joint Powers Board ⁴	\$150,000	\$0	\$0	\$127,500	\$22,500
Kanabec County - Timber Trails ⁵	\$117,613	\$0	\$0	\$99,971	\$17,642
SMOC/ Buffalo Ridge	\$280,000	\$0	\$0	\$238,000	\$42,000
Trailblazer ⁶	\$350,000	\$0	\$0	\$350,000	\$0
Tri CAP ⁷	\$125,000	\$0	\$0	\$106,250	\$18,750
Tri Valley ⁸	\$42,000	\$0	\$0	\$35,700	\$6,300
Total	\$1,064,613	\$0	\$0	\$957,421	\$107,192

Other Transit Services	Total Budget	Federal	State Share	State MVST	Local Share
St. Cloud Metropolitan Transit Commission - Northstar Link	\$319,000	\$0	\$0	\$255,200	\$63,800
Total	\$319,000	\$0	\$0	\$255,200	\$63,800

¹MnDOT provides a portion of the state share for North Star Commuter Rail and the federal share for Metro Transit Link

²Brainerd & Crow Wing County merger (Pine River) (1/1/2014)

³SMART merger (Austin Mower County Transit/Steele/Albert Lea) (1/1/2014)

⁴Kandiyohi Area Transit merger with Renville in 2014 and are currently sharing a route

⁵The systems are jointly funding a Federal Compliance Officer

⁶Trailblazer merger with Wright County July 1, 2014

⁷Tri CAP merger with Sherburne July 1, 2014

⁸Tri Valley merger with Wright County July 1, 2014

Twin Cities Metropolitan Area Transit Systems – 2013 Operating Expenditures

Metropolitan Area Transit Systems	Total	Federal Share	State Share	Local Share
Metropolitan Council transit systems	\$384,852,791	\$6,034,420	\$233,529,238	\$145,289,133
Suburban transit providers	\$37,247,922	\$801,462	\$24,817,442	\$11,629,018
Other transit providers	\$5,450,271	\$0	\$7,945	\$5,442,326
Total	\$427,550,984	\$6,835,882	\$258,354,625	\$162,360,477

Metropolitan Council Transit Systems	Total	Federal Share	State Share	Local Share
Metro Transit – Regular Route Bus	\$259,789,922	\$3,116,472	\$163,911,785	\$92,761,665
Metro Transit – Light Rail Transit	\$32,424,866	\$0	\$7,863,349	\$24,561,517
Metro Transit – Commuter Rail*	\$17,753,560	\$0	\$5,131,165	\$12,622,395
Metro Mobility	\$49,060,643	\$1,088	\$42,083,439	\$6,976,116
Metropolitan Council Contracted Services – Regular Route Bus	\$17,290,530	\$1,848,609	\$9,324,034	\$6,117,887
Metropolitan Council Contracted Services – Transit Link	\$7,404,651	\$1,068,251	\$4,553,428	\$1,782,972
Metropolitan Council Contracted Services – Metro Vanpool	\$1,128,619	\$0	\$662,038	\$466,581
Total	\$384,852,791	\$6,034,420	\$233,529,238	\$145,289,133

*Greater Minnesota Transit funding through MnDOT provides a portion of the state share for Northstar Commuter Rail. State funds dedicated to Greater Minnesota Transit comprise 8.05% of Northstar's operating subsidy.

Suburban Transit Providers	Total	Federal Share	State Share	Local Share
Laker Lines	\$841,979	\$0	\$589,373	\$252,606
Maple Grove Transit	\$4,482,863	\$0	\$1,582,336	\$2,900,527
Minnesota Valley Transit Authority	\$18,582,270	\$801,462	\$13,198,728	\$4,582,080
Plymouth Metrolink	\$3,877,010	\$0	\$2,847,841	\$1,029,169
Shakopee Transit	\$1,143,104	\$0	\$796,395	\$346,709
Southwest Transit	\$8,320,696	\$0	\$5,802,769	\$2,517,927
Total	\$37,247,922	\$801,462	\$24,817,442	\$11,629,018

Other Transit Providers	Total	Federal Share	State Share	Local Share
University of Minnesota Transit	\$5,450,271	\$0	\$7,945	\$5,442,326
Total	\$5,450,271	\$0	\$7,945	\$5,442,326

Twin Cities Metropolitan Area Transit Systems – 2013 Capital Expenditures

Capital expenditures are categorized according to National Transit Database categories.

Transit System	Asset Category	Total Expenditures	Federal Share	State Share	Local Share
Metro Transit – Regular Route Bus	Guideway	\$1,354,884	\$747,649	\$47,964	\$559,271
	Passenger stations & facilities	\$22,064,369	\$12,175,515	\$781,092	\$9,107,762
	Support facilities & garages	\$7,201,249	\$3,973,779	\$254,928	\$2,972,542
	Vehicles	\$35,019,004	\$19,324,115	\$1,239,693	\$14,455,196
	Technology, maintenance & improvements	\$3,753,356	\$2,071,169	\$132,871	\$1,549,316
	Other	\$886,202	\$489,022	\$31,372	\$365,808
	TOTAL	\$70,279,064	\$38,781,249	\$2,487,920	\$29,009,895
Metro Transit – Light Rail	Guideway	\$191,770,335	\$105,822,326	\$6,788,783	\$79,159,226
	Passenger stations & facilities	\$1,100,640	\$607,353	\$38,963	\$454,324
	Support facilities & garages	\$1,627,082	\$897,853	\$57,600	\$671,629
	Vehicles	\$11,112,780	\$6,132,232	\$393,399	\$4,587,149
	Technology, maintenance & improvements	\$474,506	\$261,841	\$16,798	\$195,867
	Other	\$1,725,968	\$952,420	\$61,100	\$712,448
	TOTAL	\$207,811,311	\$114,674,025	\$7,356,643	\$85,780,643
Metro Transit – Commuter Rail	Guideway	\$482,271	\$266,126	\$17,073	\$199,072
	Passenger stations & facilities	\$380,715	\$0	\$0	\$380,715
	Support facilities & garages	\$410,294	\$226,408	\$14,525	\$169,361
	Vehicles	\$98,799	\$54,519	\$3,498	\$40,782
	Technology, maintenance & improvements	\$0	\$0	\$0	\$0
	Other	\$0	\$0	\$0	\$0
	TOTAL	\$1,372,079	\$547,053	\$35,096	\$789,930
Met Council Contracted Services – Regular Route Bus	Vehicles	\$7,431,311	\$4,304,382	\$0	\$3,126,929
	Technology, maintenance & improvements	\$1,139	\$0	\$0	\$1,139
	TOTAL	\$7,432,450	\$4,304,382	\$0	\$3,128,068
Met Council Contracted Services – Transit Link	Vehicles	\$1,289,492	\$271,267	\$0	\$1,018,225
	TOTAL	\$1,289,492	\$271,267	\$0	\$1,018,225
Metro Mobility	Vehicles	\$503,074	\$0	\$0	\$503,074
	Technology, maintenance & improvements	\$3,116,933	\$1,280,752	\$0	\$1,836,181
	TOTAL	\$3,620,007	\$1,280,752	\$0	\$2,339,255

Transit System	Asset Category	Total Expenditures	Federal Share	State Share	Local Share
Suburban Transit Providers	Guideway	\$7,431,500	\$231,930	\$2,926,624	\$4,272,946
	Passenger stations & facilities	\$47,561	\$0	\$0	\$47,561
	Support facilities & garages	\$7,290,666	\$3,409,065	\$0	\$3,881,601
	Vehicles	\$1,180,433	\$0	\$0	\$1,180,433
	Technology, maintenance & improvements	\$44,197	\$0	\$0	\$44,197
	Other	\$17,463,601	\$3,640,995	\$4,395,868	\$9,426,739
	TOTAL	\$17,475,260	\$3,640,995	\$4,382,393	\$9,451,873
Other Providers	Vehicles	\$473,323	\$473,323	\$0	\$0
	TOTAL	\$473,323	\$473,323	\$0	\$0
Grand Total		\$309,741,327	\$163,973,046	\$14,275,527	\$131,492,754

Twin Cities Metropolitan Area Transit Systems – 2014 Operating Budget

	Total Budget	Federal Share	State Share	Local Share
Metropolitan Council transit systems	\$458,447,665	\$26,674,000	\$295,392,665	\$136,381,000
Suburban transit providers	\$40,543,000	\$0	\$23,072,000	\$17,471,000
Other transit providers	\$6,404,484	\$0	\$0	\$6,404,484
Total	559,395,149	26,674,000	318,464,665	160,256,484

Metropolitan Council Transit Systems	Total Budget	Federal Share	State Share	Local Share
Metro Transit – Regular Route Bus	\$295,271,665	\$12,066,000	\$198,386,665	\$84,819,000
Metro Transit – Light Rail Transit	\$58,497,000	\$12,379,000	\$15,402,000	\$30,716,000
Metro Transit – Commuter Rail*	\$18,181,000	\$0	\$6,558,000	\$11,623,000
Metro Mobility	\$60,375,000	\$0	\$53,231,000	\$7,144,000
Metropolitan Council Contracted Services – Regular Route Bus	\$18,696,617	\$1,565,000	\$16,080,963	\$1,050,654
Metropolitan Council Contracted Services – Transit Link	\$6,157,000	\$609,000	\$5,044,000	\$504,000
Metropolitan Council Contracted Services – Metro Vanpool	\$1,269,383	\$55,000	\$690,037	\$524,346
Total	\$458,447,665	\$26,674,000	\$295,392,665	\$136,381,000

*Greater Minnesota transit funding through MnDOT provides a portion of the state share for Northstar Commuter Rail. State funds dedicated to Greater Minnesota transit comprise 8.05% of Northstar's operating subsidy.

Suburban Transit Providers	Total Budget	Federal Share	State Share	Local Share
Laker Lines	\$812,000	\$0	\$662,000	\$150,000
Maple Grove Transit	\$4,778,000	\$0	\$2,389,000	\$2,389,000
Minnesota Valley Transit Authority	\$18,988,000	\$0	\$9,917,000	\$9,071,000
Plymouth Metrolink	\$4,474,000	\$0	\$3,539,000	\$935,000
Shakopee Transit	\$1,158,000	\$0	\$926,000	\$232,000
Southwest Transit	\$10,333,000	\$0	\$5,639,000	\$4,694,000
Total	\$40,543,000	\$0	\$23,072,000	\$17,471,000

Other Transit Providers	Total Budget	Federal Share	State Share	Local Share
University of Minnesota Transit	\$6,404,484	\$0	\$0	\$6,404,484
Total	\$6,404,484	\$0	\$0	\$6,404,484

2013 Recipients: Job Access Reverse Commute and New Freedom Programs

Job Access Reverse Commute Recipients

	System and Project	Contact	Federal Award*
Twin Cities Metropolitan Area Recipients	Anoka County: Job Training Program (Anoka Access)	Nicole Swanson, 763.783.4866 nicole.swanson@co.anoka.mn.us	\$246,435
	Dakota County: MFIP Transportation Services	Mark Jacobs, 651.544.5622 mark.jacobs@co.dakota.mn.us	\$166,900
	Emerge Community: Job Transportation Program	Mike Wynne, 612.529.8267 wynnem@emerge-mn.org	\$603,800
	PRISM: Ways to Work	Michelle Ness, 763.529.1350 mness@prismmpls.org	\$435,307
	Metro Transit: Route 14	John Harper, 651.602.1744 john.harper@metc.state.mn.us	\$493,138
	MTS: Route 810	John Harper, 651.602.1744 john.harper@metc.state.mn.us	\$44,283
Greater Minnesota Recipients	Martin County	Scott Higgins, 507.238.3126 scott.higgins@co.martin.mn.us	\$35,000
	Arrowhead Transit: Rural Rides	Jack Larson, 218.741.0724 jl Larson@aeoa.org	\$300,000
	Tri-Valley Heartland Express: Rural Bus Routes	Cindy Pic, 218.281.0700 cpic@tvoc.org	\$ 75,000
	Duluth Transit Authority: Air Port Rotue	Dennis Jensen, 218.722.4426 djensen@duluthtransit.com	\$156,000
	St. Cloud Metro Bus: Route 75	Ryan Daniel, 320.529.4482 rdaniel@stcloudmtc.com	\$157,808
	Kandiyohi Area Transit: Willmar Industrial Park Bus Route	Tiffany Collins, 320.214.7433 tcollins@katbus.org	\$20,000
	Trailblazer Transit: Rural Work Routes	Gary Ludwig, 507.237.3500 gludwig@trailblazertransit.com	\$45,000
	Vine Faith in Action: People to Jobs	Pam Determan, 507.387.1666 pamdeterman@vinevolunteers.com	\$45,000
	White Earth Reservation Tribal Council	William Tibbets, 218.983.3263 burnyt@whiteearth.com	\$35,000

*Award may be spent over multiple fiscal years.

New Freedom Recipients

	System and Project	Contact	Federal Award*
Greater Minnesota Recipients	Community Transit of Western Community Action: Mobility Management	Cathleen Amick, 507.537.7628 cathleen.amick@wcainc.org	\$24,000
	Tri-Valley Heartland Express: Travel Training	Cindy Pic, 218.281.0700 cpic@tvoc.org	\$130,000
	Vine Faith in Action: Mobility Management/Ride Coordination	Pam Determan, 507.387.1666 pamdeterman@vinevolunteers.com	\$79,000
	St. Cloud Metro Bus: Travel Training	Ryan Daniel, 320.529.4482 rdaniel@stcloudmtc.com	\$120,000
	City of Moorhead: Mobility Management Project	Lori Van Beek, 701.476.6686 lvambeek@matbus.com	\$21,600
	Tri-CAP Transit Connection: Mobility Management/Ride Coordination	Linda Elfstrand, 320.257.4445 linda.elfstrand@tricap.org	\$165,000
Twin Cities Metropolitan Area Recipients	Scott and Carver Counties- SmartLink Transit	Alan Hermann, 951.946.8277 ahermann@co.scott.mn.us	\$679,643
	City of Saint Paul- Pedestrian Signal Installation	Sonja Piper, 651.266.6256 sonja.piper@ci.stpaul.mn.us	\$320,000
	DARTS- Mobility Management Research and Planning Project	Kevin Raun, 651.234.2276 kevin.raun@darts.org	\$352,000
	MVTA- Enhance Amenities at Eagan Transit for Persons with Disabilities	Lois Spear, 952.882.7503 lspear@mvta.com	\$64,000
	iTNTwincities- Provide Dial-A-Ride Services	Patricia Halko, 612.419.0114 thalko@prismmpls.org	\$102,230
	Metropolitan Council- Administration	Heather Johnson, 651.602.1764 Heather.Johnson@metc.state.mn.us	\$120,000
	PRISM Express - Dial-a-Ride Service	N/A	\$53,428

*Award may be spent over multiple fiscal years.

Intercity Bus – 2013 Expenditures

Intercity Bus - Total	Total Costs	Federal Share	State Share	Local/Private Funds
Jefferson Bus Lines	\$3,566,490	\$1,681,087	\$377,135	\$1,508,269
Land to Air Express	\$326,322	\$206,916	\$64,017	\$55,388
Rainbow Rider Transit	\$18,316	\$9,657	\$7,958	\$700
Total	\$3,911,127	\$1,897,659	\$449,111	\$1,564,356

* Figures presented are unaudited.

Intercity Bus – Expenditures by Provider and Category

Transit System	Asset Category	Total Costs	Federal Share	State Share	Local/Private Funds
Jefferson Bus Lines	Marketing	\$464,923	\$371,940	\$0	\$92,984
	Capital	\$568,327	\$384,000	\$63,942	\$120,385
	Operating*	\$2,533,240	\$925,147	\$313,194	\$1,294,899
	Total	\$3,566,490	\$1,681,087	\$377,135	\$1,508,269
Land to Air Express	Marketing	\$81,109	\$64,887	\$0	\$16,222
	Capital	\$0	\$0	\$0	\$0
	Operating*	\$245,213	\$142,029	\$64,017	\$39,166
	Total	\$326,321	\$206,915	\$64,017	\$55,387
Rainbow Rider Transit	Marketing	\$2,830	\$2,264	\$566	\$0
	Capital	\$0	\$0	\$0	\$0
	Operating	\$15,486	\$7,393	\$7,392	\$700
	Total	\$18,316	\$9,657	\$7,958	\$700

* Includes farebox revenue and operators' private funds or local funds.

Intercity Bus – 2014 Budget

Intercity Bus – Total

	Total Costs	Federal Share	State Share	Local/Private Funds
Jefferson Bus Lines	\$4,097,098	\$1,960,009	\$655,955	\$1,481,134
Land to Air Express	\$448,226	\$220,800	\$119,790	\$107,636
Rainbow Rider	\$34,950	\$16,895	\$13,055	\$5,000
Paul Bunyan Transit	\$5,247	\$0	\$5,247	\$0
Tri-Valley Opportunity Council	\$54,417	\$20,899	\$30,119	\$3,399
Total	\$4,639,938	\$2,218,603	\$824,166	\$1,597,170

* Includes farebox revenue and operators' private funds or local funds.

Intercity Bus – Budget by Provider and Category

		Total Costs	Federal Share	State Funds	Local/Private Funds
Jefferson Bus Lines	Marketing	\$621,043	\$496,834	\$0	\$124,209
	Capital	\$755,351	\$604,281	\$0	\$151,070
	Operating*	\$2,720,704	\$858,894	\$655,955	\$1,205,856
	Total	\$4,097,098	\$1,960,009	\$655,955	\$1,481,134
Land to Aire Express	Marketing	\$126,262	\$101,010	\$0	\$25,252
	Capital	\$0	\$0	\$0	\$0
	Operating*	\$321,964	\$119,790	\$119,790	\$82,384
	Total	\$448,226	\$220,800	\$119,790	\$107,636
Rainbow Rider Transit	Marketing	\$6,400	\$5,120	\$1,280	\$0
	Capital	\$0	\$0	\$0	\$0
	Operating*	\$28,550	\$11,775	\$11,775	\$5,000
	Total	\$34,950	\$16,895	\$13,055	\$5,000
Paul Bunyan Transit	Marketing	\$0	\$0	\$0	\$0
	Capital	\$5,247	\$0	\$5,247	\$0
	Operating*	\$0	\$0	\$0	\$0
	Total	\$5,247	\$0	\$5,247	\$0
Tri-Valley Ccpp. Council	Marketing	\$3,828	\$3,062	\$766	\$0
	Capital	\$11,517	\$0	\$11,517	\$0
	Operating*	\$39,072	\$17,837	\$17,837	\$3,399
	Total	\$54,417	\$20,899	\$30,119	\$3,399

Operating Statistics

2013 Ridership and Revenue Hours Summary – Minnesota Public Transit Systems

	Total Riders	Total Revenue Hours
Greater Minnesota	11,957,512	1,113,586
Elderly and Disabled	210,789	89,434
Rural	2,886,968	610,653
Small Urban	641,884	64,308
Urbanized	8,162,658	343,677
Other Service Providers	55,213	5,514
Twin Cities Metropolitan Area	95,087,692	3,714,446
Metro Transit – Regular Route Bus	70,168,986	1,984,300
Metro Transit - Light Rail Transit	10,162,919	163,889
Metro Transit - Commuter Rail	787,241	15,064
Metro Mobility	1,818,964	879,234
Metropolitan Council Contracted Services – Regular Route Bus	3,557,104	203,164
Metropolitan Council Contracted Services – Transit Link	341,018	129,804
Metropolitan Council Contracted Services – Metro Vanpool	186,433	38,202
Suburban Transit Providers	5,148,491	249,874
Other Transit Services	2,916,536	50,915

Greater Minnesota Transit Ridership

	Ridership 2012	Ridership 2013	% Change	% of Total Ridership
Elderly and Disabled (ADA Complementary Paratransit)				
Duluth Transit Authority STRIDE	26,687	25,790	-3.4%	0.2%
East Grand Forks Transit Dial-A-Ride	4,114	4,195	2.0%	0.0%
Moorhead Metropolitan Area Transit Paratransit	18,096	18,813	4.0%	0.2%
Rochester Dial-A-Ride	38,503	39,288	2.0%	0.3%
St. Cloud Metro Bus Dial-A-Ride	127,613	122,703	-3.8%	1.0%
Total – Elderly and Disabled	215,013	210,789	-1.9%	1.8%
Rural				
Arrowhead Transit	465,975	511,350	9.7%	4.3%
Austin-Mower County Area Transit	77,314	83,726	8.3%	0.7%
Becker County Transit	33,999	37,175	9.3%	0.3%
Brainerd & Crow Wing County Transit	75,162	76,242	1.4%	0.6%
Brown County Heartland Express	55,561	52,764	-5.0%	0.4%
Chisago-Isanti County Heartland Express	61,149	61,615	0.8%	0.5%
Community Transit of Western Community Action	126,907	146,288	15.3%	1.2%
Cottonwood County Transit ¹	19,923	NA	NA	NA
Dawson Heartland Express ²	11,749	NA	NA	NA
FAR North Public Transit	28,275	30,455	7.7%	0.3%
Faribault County Prairie Express	11,646	9,575	-17.8%	0.1%
Fond du Lac Band Transit (New service in 2013)	NA	7,293	NA	0.1%
Fosston Transit	16,810	17,379	3.4%	0.1%
Hubbard County Heartland Express	28,506	31,664	11.1%	0.3%
Kandiyohi Area Transit	105,626	103,267	-2.2%	0.9%
Lincoln County Heartland Express	11,136	10,120	-9.1%	0.1%
Mahnomen County Heartland Express	12,894	15,301	18.7%	0.1%
Martin County Transit	59,019	56,476	-4.3%	0.5%
Meeker County Public Transit	67,775	70,536	4.1%	0.6%
Murray County Heartland Express	9,684	9,958	2.8%	0.1%
Paul Bunyan Transit	98,106	99,151	1.1%	0.8%
Pine River Ride With Us Bus ³	9,126	4,465	-51.1%	0.0%
Pipestone County Transit System	30,306	28,386	-6.3%	0.2%
Prairie Five RIDES	87,556	138,345	58.0%	1.2%
Prairieland Transit System	32,287	32,443	0.5%	0.3%
Rainbow Rider Transit	162,043	168,904	4.2%	1.4%

	Ridership 2012	Ridership 2013	% Change	% of Total Ridership
Red Lake Transit	8,958	10,509	17.3%	0.1%
Renville County Heartland Express	43,027	43,070	0.1%	0.4%
RiverRider Public Transit	68,679	104,927	52.8%	0.9%
Rock County Heartland Express	24,168	22,758	-5.8%	0.2%
SEMCAC Transportation	42,852	49,000	14.3%	0.4%
Steele County Area Transit	39,190	42,471	8.4%	0.4%
Three Rivers Hiawathaland Transit	195,423	244,730	25.2%	2.0%
Timber Trails Public Transit	37,102	41,292	11.3%	0.3%
Trailblazer Transit	136,781	136,423	-0.3%	1.1%
Transit Alternatives	122,320	134,544	10.0%	1.1%
Tri-CAP Transit Connection	79,474	78,079	-1.8%	0.7%
Tri-Valley Heartland Express Bus	83,248	99,221	19.2%	0.8%
Wadena County Friendly Rider	52,481	47,977	-8.6%	0.4%
Watsonwan Take Me There	24,940	29,089	16.6%	0.2%
Total Rural	2,657,177	2,886,968	8.6%	24.1%
Small Urban				
Albert Lea Transit	42,793	46,322	8.2%	0.4%
Benson Heartland Express	45,995	47,496	3.3%	0.4%
Granite Falls Heartland Express	21,192	20,430	-3.6%	0.2%
Hibbing Area Transit	49,852	51,871	4.0%	0.4%
LeSueur Heartland Express	24,216	25,685	6.1%	0.2%
Mankato-Greater Mankato Transit System ⁴	449,930	673,980	49.8%	0.0%
Montevideo Heartland Express ⁵	40,437	NA	0.0%	NA
Morris Transit	58,182	59,327	2.0%	0.5%
Northfield Transit ⁶	6,660	NA	NA	NA
St. Peter Transit	74,056	72,377	-2.3%	0.6%
Stewartville Heartland Express	11,757	12,298	4.6%	0.1%
Winona Transit Service	255,132	265,641	4.1%	2.2%
Total Small Urban	1,080,202	641,884	-40.6%	5.4%
Urbanized (Regular Route)				
Duluth Transit Authority	3,155,423	3,088,802	-2.1%	25.8%
East Grand Forks Transit	36,847	36,447	-1.1%	0.3%
La Crescent Apple Express	25,749	22,252	-13.6%	0.2%
Mankato-Greater Mankato Transit System	449,930	673,980	49.8%	5.6%
Moorhead Metropolitan Area Transit	436,285	452,618	3.7%	3.8%
Rochester Public Transit	1,739,071	1,713,801	-1.5%	14.3%
St. Cloud Metro Bus	2,230,106	2,174,758	-2.5%	18.2%
Total Urban	7,623,481	8,162,658	7.1%	68.3%

	Ridership 2012	Ridership 2013	% Change	% of Total Ridership
Other Transit Services				
Northstar Link	New	55,213	0%	100%
Total Other Services	New	55,213	0%	0.4%
Total All Groups	11,575,873	11,957,512	3.3%	100.0%

¹Cottonwood County Transit merged with Community Transit of Western Action in 2013

²Dawson Heartland Express merged into Prairie Five Rides in 2013

³Pine River Ride With Us merger with Brainerd and Crow Wing Public Transit in 2013

⁴Mankato Transit became an Urban system in 2013.

⁵Montevideo Heartland Express merged into Prairie Five Rides in 2013

⁶Northfield Transit merged with Three Rivers Hiawathaland Transit in 2013

Greater Minnesota Transit Revenue Hours

	Hours 2012	Hours 2013	% Change	% of Total Hours
Elderly and Disabled (ADA Complementary Paratransit)				
Duluth Transit Authority STRIDE	17,084	17,974	5.2%	1.6%
East Grand Forks Transit Dial-A-Ride	4,744	4,792	1.0%	0.4%
Moorhead Metropolitan Area Transit Paratransit	9,086	9,446	4.0%	0.8%
Rochester Dial-A-Ride	13,596	14,551	7.0%	1.3%
St. Cloud Metro Bus Dial-A-Ride	42,983	42,671	-0.7%	3.8%
Total – Elderly and Disabled	87,493	89,434	2.2%	8.0%
Rural				
Arrowhead Transit	73,507	84,734	15.3%	7.6%
Austin-Mower County Area Transit	16,089	17,886	11.2%	1.6%
Becker County Transit	6,883	7,015	1.9%	0.6%
Brainerd & Crow Wing Public Transit	17,308	17,255	-0.3%	1.5%
Brown County Heartland Express	10,499	10,996	4.7%	1.0%
Chisago-Isanti County Heartland Express	21,029	21,317	1.4%	1.9%
Community Transit of Western Community Action	26,115	28,862	10.5%	2.6%
Cottonwood Community Transit	3,300	NA	NA	NA
Dawson Heartland Express	1,227	NA	NA	NA
FAR North Public Transit	7,196	7,208	0.2%	0.6%
Faribault County Prairie Express	4,361	4,097	-6.1%	0.4%
Fond du Lack Band Transit	NA	2,385	NA	0.2%
Fosston Transit	2,290	2,316	1.1%	0.2%
Hubbard County Heartland Express	5,614	5,424	-3.4%	0.5%
Kandiyohi Area Transit	31,963	23,358	-26.9%	2.1%
Lincoln County Heartland Express	3,572	3,774	5.7%	0.3%
Mahnomen County Heartland Express	3,919	3,851	-1.7%	0.3%
Martin County Express	15,619	15,829	1.3%	1.4%
Meeker County Public Transit	13,671	13,967	2.2%	1.3%
Murray County Heartland Express	1,956	2,014	3.0%	0.2%
Paul Bunyan Transit	16,342	17,986	10.1%	1.6%
Pine River Ride With Us Bus	1,868	847	-54.6%	0.1%
Pipestone County Transit	7,307	7,899	8.1%	0.7%
Prairie Five Rides	16,294	25,316	55.4%	2.3%
Prairieland Transit	11,115	11,352	2.1%	1.0%
Rainbow Rider Transit	52,519	56,122	6.9%	5.0%
Red Lake Transit	2,472	2,700	9.2%	0.2%
Renville County Heartland Express	8,872	8,314	-6.3%	0.7%
RiverRider Public Transit System	14,535	21,944	51.0%	2.0%

	Hours 2012	Hours 2013	% Change	% of Total Hours
Rock County Heartland Express	5,355	5,316	-0.7%	0.5%
SEMCAC Transportation	8,839	10,324	16.8%	0.9%
Steele County Area Transit	9,107	9,747	7.0%	0.9%
Three Rivers Hiawathaland Transit	32,351	38,645	19.5%	3.5%
Timber Trails Public Transit	9,199	10,278	11.7%	0.9%
Trailblazer Transit	22,882	22,966	0.4%	2.1%
Transit Alternatives	25,398	28,085	10.6%	2.5%
Tri-CAP Transit Connection	17,940	18,248	1.7%	1.6%
Tri-Valley Heartland Express Bus	16,309	22,900	40.4%	2.1%
Wadena County Friendly Rider Transit	8,836	8,818	-0.2%	0.8%
Watsonwan Take Me There	10,145	10,558	4.1%	0.9%
Total – Rural	563,803	610,653	8.3%	54.8%
Small Urban				
Albert Lea Transit	6,386	7,656	19.9%	0.7%
Benson Heartland Express	4,954	4,915	-0.8%	0.4%
Granite Falls Heartland Express	3,230	3,202	-0.9%	0.3%
Hibbing Area Transit	9,210	8,771	-4.8%	0.8%
Le Sueur Heartland Express	3,928	3,844	-2.1%	0.3%
Mankato - Greater Mankato Transit System	19,855	21,629	8.9%	1.9%
Montevideo Heartland Express	5,451	NA	NA	NA
Morris Transit	10,717	11,010	2.7%	1.0%
Northfield Transit	3,087	NA	NA	NA
St. Peter Transit	5,700	6,934	21.6%	0.6%
Stewartville Heartland Express	2,368	2,369	0.1%	0.2%
Winona Transit Service	15,648	15,607	-0.3%	1.4%
Total – Small Urban	90,534	64,308	-29.0%	5.8%
Urbanized (Regular Route)				
Duluth Transit Authority	140,077	138,575	-1.1%	12.4%
East Grand Forks Transit	3,335	3,325	-0.3%	0.3%
La Crescent Apple Express	3,218	3,423	6.4%	0.3%
Mankato - Greater Mankato Transit System	19,855	21,629	8.9%	1.9%
Moorhead Metropolitan Area Transit	22,993	24,256	5.5%	2.2%
Rochester Public Transit	70,131	64,302	-8.3%	5.8%
St. Cloud Metro Bus	93,628	88,167	-5.8%	7.9%
Total – Urbanized Regular Route	333,382	343,677	3.1%	30.9%
Other Transit Service				
Northstar Link	New	5,514	0%	0.5%
Total All Groups	1,075,212	1,113,586	3.6%	100.0%

2013 Greater Minnesota Transit Indicators

	Cost/ride	Cost/hour	Passengers/hour
Elderly and Disabled (ADA Complementary Paratransit)			
Duluth Transit Authority STRIDE	\$29.64	\$42.54	1.4
East Grand Forks Transit Dial-A-Ride	\$12.17	\$10.65	0.9
Moorhead Metropolitan Area Transit Paratransit	\$19.42	\$38.69	2.0
Rochester Dial-A-Ride	\$18.58	\$50.17	2.7
St. Cloud Metro Bus Dial-A-Ride	\$22.97	\$66.06	2.9
Average – Elderly and Disabled	\$20.56	\$41.62	2.0
Rural			
Arrowhead Transit	\$11.11	\$67.03	6.0
Austin-Mower County Area Transit	\$7.57	\$35.44	4.7
Becker County Transit	\$9.56	\$50.67	5.3
Brainerd & Crow Wing County Transit	\$10.87	\$48.04	4.4
Brown County Heartland Express	\$11.79	\$56.56	4.8
Chisago-Isanti County Heartland Express	\$17.54	\$50.69	2.9
Community Transit of Western Community Action	\$11.03	\$55.88	5.1
FAR North Public Transit	\$9.85	\$41.63	4.2
Faribault County Prairie Express	\$17.50	\$40.90	2.3
Fond du Lac Band Transit	\$16.33	\$49.94	3.1
Fosston Transit	\$4.17	\$31.27	7.5
Hubbard County Heartland Express	\$10.47	\$61.11	5.8
Kandiyohi Area Transit	\$10.94	\$48.38	4.4
Lincoln County Heartland Express	\$23.93	\$64.16	2.7
Mahnomen County Heartland Express	\$11.64	\$46.25	4.0
Martin County Transit	\$10.82	\$38.60	3.6
Meeker County Public Transit	\$10.91	\$55.09	5.1
Murray County Heartland Express	\$12.58	\$62.19	4.9
Paul Bunyan Transit	\$9.55	\$52.62	5.5
Pine River Ride With Us Bus	\$11.56	\$60.95	5.3
Pipestone County Transit System	\$14.65	\$52.66	3.6
Prairie Five RIDES	\$9.53	\$52.06	5.5
Prairieland Transit System	\$10.58	\$30.25	2.9
Rainbow Rider Transit	\$11.21	\$33.74	3.0
Red Lake Transit	\$19.85	\$77.27	3.9
Renville County Heartland Express	\$12.76	\$66.10	5.2
RiverRider Public Transit	\$11.52	\$55.07	3.2
Rock County Heartland Express	\$13.80	\$59.09	4.3

	Cost/ride	Cost/hour	Passengers/hour
SEMCAC Transportation	\$7.26	\$34.45	4.7
Steele County Area Transit	\$10.61	\$46.21	4.4
Three Rivers Hiawathaland Transit	\$7.35	\$46.55	6.3
Timber Trails Public Transit	\$15.03	\$60.37	4.0
Trailblazer Transit	\$13.63	\$80.94	5.9
Transit Alternatives	\$8.39	\$40.20	4.8
Tri-CAP Transit Connection	\$13.34	\$57.09	4.3
Tri-Valley Heartland Express Bus	\$10.79	\$46.75	4.3
Wadena County Friendly Rider	\$8.20	\$44.62	5.4
Watsonwan Take Me There (TMT)	\$13.91	\$38.34	2.8
Average Rural	\$11.90	\$51.03	4.5
Small Urban			
Albert Lea Transit	\$8.05	\$48.73	6.1
Benson Heartland Express	\$3.69	\$35.67	9.7
Granite Falls Heartland Express	\$6.69	\$42.70	6.4
Hibbing Area Transit	\$5.15	\$30.47	5.9
Le Sueur Heartland Express	\$8.14	\$54.39	6.7
Morris Transit	\$6.67	\$35.94	5.4
St. Peter Transit	\$4.61	\$48.13	10.4
Stewartville Heartland Express	\$5.31	\$27.56	5.2
Winona Transit Service	\$2.30	\$39.07	17.0
Average – Small Urban	\$5.62	\$40.29	8.1
Urbanized (Regular Route)			
Duluth Transit Authority - Regular Route	\$4.02	\$89.53	22.3
East Grand Forks Transit - Regular Route	\$7.58	\$83.08	11.0
La Crescent Apple Express	\$12.19	\$79.21	6.5
Mankato Heartland Express	\$2.41	\$75.03	31.2
Moorhead Metropolitan Area Transit – Fixed Route	\$3.62	\$67.51	18.7
Rochester Public Transit – Regular Route	\$3.55	\$94.68	26.7
St. Cloud Metro Bus Fixed Route	\$2.96	\$72.98	24.7
Average – Urbanized Regular Route	\$5.19	\$80.29	\$20.1
Other Transit Services			
Northstar Link	\$7.91	\$79.20	10.0
Average - Other Transit Services	\$7.91	\$79.20	10.0

Twin Cities Metropolitan Area Ridership

	Ridership 2012	Ridership 2013	% Change	% of Total Ridership
Metropolitan Council Transit Systems				
Metro Transit – Regular Route Bus	69,069,539	70,168,986	2%	73.8%
Metro Transit – Light Rail Transit	10,468,236	10,162,919	-3%	10.7%
Metro Transit – Commuter Rail	700,276	787,241	12%	0.8%
Metro Mobility	1,673,573	1,818,964	9%	1.9%
Metropolitan Council Contracted Services – Regular Route Bus	3,033,902	3,557,104	17%	3.7%
Metropolitan Council Contracted Services – Transit Link	312,639	341,018	9%	0.4%
Metropolitan Council Contracted Services – Metro Vanpool	179,013	186,433	4%	0.2%
Total	85,437,178	87,022,665	2%	91.5%
Suburban Transit Providers				
Laker Lines	96,513	97,533	1%	0.1%
Maple Grove Transit	826,879	834,521	1%	0.9%
Minnesota Valley Transit Authority	2,575,363	2,556,113	-1%	2.7%
Plymouth Metrolink	496,964	503,870	1%	0.5%
Shakopee Transit	125,557	123,565	-2%	0.1%
Southwest Transit	998,960	1,032,889	3%	1.1%
Total	5,120,236	5,148,491	1%	5.4%
Other Transit Providers				
Ramsey Star Express	42,263	NA	NA	NA
Rush Line	37,015	NA	NA	NA
University of Minnesota Transit	3,197,701	2,916,536	-9%	3.1%
Total	3,276,979*	2,915,536	-11%	3%
Total All Groups	93,834,393*	95,087,692	1%	100%

Correction: * values are updated from 2013 Annual Transit Report

Twin Cities Metropolitan Area Revenue Hours

	Hours 2012	Hours 2013	% Change	% of Total Hours
Metropolitan Council Transit Systems				
Metro Transit – Regular Route Bus	1,942,045	1,984,300	2%	53.4%
Metro Transit – Light Rail Transit	144,886	163,889	13%	4.4%
Metro Transit – Commuter Rail	14,173	15,064	6%	0.4%
Metro Mobility	774,146*	879,234	14%	23.7%
Metropolitan Council Contracted Services – Regular Route Bus	182,627	203,164	11%	5.5%
Metropolitan Council Contracted Services – Transit Link	109,092	129,804	19%	3.5%
Metropolitan Council Contracted Services – Metro Vanpool	33,566	38,202	14%	1.0%
Total	3,200,535	3,413,657	7%	91.9%
Suburban Transit Providers				
Laker Lines	5,559	5,062	-9%	0.1%
Maple Grove Transit	29,665	36,080	22%	1.0%
Minnesota Valley Transit Authority	121,884	124,982	3%	3.4%
Plymouth Metrolink	34,327	35,089	2%	0.9%
Shakopee Transit	9,151	9,005	-2%	0.2%
Southwest Transit	37,088	39,656	7%	1.1%
Total	237,674	249,874	5%	6.7%
Other Transit Providers				
Ramsey Star Express	2,007	NA	NA	NA
Rush Line	1,852	NA	NA	NA
University of Minnesota Transit	46,583	50,915	9%	1.4%
Total	50,442	50,915	1%	1.4%
Total All Groups	3,484,792	3,714,446	6%	100%

*Updated revenue hours from 2012 Annual Report

2013 Twin Cities Metropolitan Area Indicators

	Cost/ride	Cost/hour	Passengers/hour
Metropolitan Council Transit Systems			
Metro Transit – Regular Route Bus	\$3.70	\$130.92	35.4
Metro Transit – Light Rail Transit	\$3.19	\$197.85	62.0
Metro Transit – Commuter Rail	\$22.55	\$1,178.54	52.3
Metro Mobility	\$26.97	\$55.80	2.1
Metropolitan Council Contracted Services – Regular Route Bus	\$4.86	\$85.11	17.5
Metropolitan Council Contracted Services – Transit Link	\$21.71	\$57.04	2.6
Metropolitan Council Contracted Services – Metro Vanpool	\$6.05	\$29.54	4.9
Total	\$4.42	\$112.74	25.5
Suburban Transit Providers			
Laker Lines	\$8.63	\$166.33	19.3
Maple Grove Transit	\$5.37	\$124.25	23.1
Minnesota Valley Transit Authority	\$7.27	\$148.68	20.5
Plymouth Metrolink	\$7.69	\$110.49	14.4
Shakopee Transit	\$9.25	\$126.94	13.7
Southwest Transit	\$8.06	\$209.82	26.0
Total	\$7.23	\$149.07	20.6
Other Transit Providers			
University of Minnesota Transit	\$1.87	\$107.05	57.3
Total	\$1.87	\$107.05	57.3

Glossary

Glossary

This glossary contains technical terms that may appear in the 2014 Minnesota Transit Report. Many of these terms have multiple definitions; therefore, terms are defined as they are used in the context of this report.

Accessible vehicle

A public transportation vehicle that does not restrict access, is usable and provides allocated space and/or priority seating for individuals who use wheelchairs.

Americans with Disabilities Act (ADA)

The Americans with Disabilities Act passed in July 1991 and gave direction to local transit agencies to ensure full access to transportation for persons with disabilities.

Base fare

The price charged to one adult for one transit ride. It excludes transfer charges, zone charges, express service charges, peak period surcharges and reduced fares.

Bus rodeo

An annual competition in which transit bus drivers demonstrate skills such as emergency stops and maneuvers.

Capital cost

The cost of equipment and facilities required to support transportation systems: vehicles, radios, shelters, etc.

Commuter service

Express transit service generally connecting residential areas and activity centers via a high speed, non-stop connection.

Coordination

A cooperative arrangement among transportation providers and/or purchasers which is aimed at realizing increased benefits through the shared management and/or operation of one or more transportation-related functions.

Dedicated funding source

A funding source which by law, is available for use only to support a specific purpose and cannot be diverted to other uses; e.g., the federal gasoline tax can only be used for highway investments and, since 1983, for transit capital projects.

Demand response/dial-a-ride service

A transportation service characterized by flexible routing and scheduling of relatively small vehicles to provide door-to-door or point-to-point transportation at the user's demand.

Fare

The payment for a ride on a passenger vehicle, whether cash, tokens, transfer or pass.

Fare box

A device that accepts coins, bills, tickets and tokens given by passengers as payment for rides.

Fare box recovery ratio

Total fare revenue divided by the total operating cost.

Federal Transit Administration (FTA)

An operating administration within the United States Department of Transportation that administers federal programs and provides financial assistance to public transit.

Fixed route

Transportation service operated over a set route or network of routes on a regular time schedule.

Flexible fixed route

See route deviation.

Funding classification

Greater Minnesota public transit services are categorized according to the following classifications in Minn. Stat. 174.22:

- Rural – A county or multi-county transit system serving a geographic area primarily with populations under 2,500 or a stand-alone transit system within a city of less than 2,500 people.
- Small Urban – A stand-alone transit system within a city of between 2,500 and 50,000 people.

- Urbanized – A transit system within a metropolitan area with populations greater than 50,000.
- ADA complementary paratransit – Demand response service for persons with disabilities in geographic areas where fixed route services are provided; provision of this service is required by the Americans with Disabilities Act. This is also described in Minnesota State Statutes as “Elderly and Disabled Service.”

Intercity bus service

Transportation between metropolitan areas and rural areas, traveling over long distances, via an over-the-road coach with luggage space.

Light rail transit (LRT)

An electric railway system characterized by its ability to operate single cars or short trains along exclusive right-of-way at ground level, on aerial structures or in subways.

MAP-21

Moving Ahead for Progress in the 21st Century Act, signed into law in July 2012. MAP-21 established surface transportation funding programs for federal fiscal years 2013 and 2014.

Motor vehicle sales tax (MVST)

A source of revenue for Minnesota public transit. The percentages of this revenue source designated for metropolitan area and Greater Minnesota transit are defined in Minn. Stat. 297B.09.

Operating expenditures

The recurring costs of providing transit service; e.g., wages, salaries, fuel, oil, taxes, maintenance, depreciation, insurance, marketing, etc.

Operating deficit

Total operating expenditures minus total operating revenue.

Operating revenue

The total revenue earned by a transit agency through its transit operations. It includes passenger fares, advertising and other revenues.

Total operating cost

The total of all operating costs incurred during the transit system calendar year, excluding expenses associated with capital grants.

Paratransit

A flexible form of public transportation service that is not provided over a fixed-route; it is a demand responsive service typically for the disabled community.

Park and ride facility

A common location; e.g., parking lot, for individuals to park their personal vehicle and board a high occupancy travel mode such as a commuter train or bus.

Pass

A means of transit payment, usually a pre-paid card that is displayed to a bus driver in lieu of cash for the fare.

Peak period

The hours when traffic or transit passenger demand is the greatest, typically during morning and afternoon commuting hours.

Public transportation

Transportation service that is available to any person upon payment of the fare either directly, subsidized by public policy, or through some contractual arrangement, and which cannot be reserved for the private or exclusive use of one individual or group. “Public” in this sense refers to the access to the service, not to the ownership of the system that provides the service.

Ridership

The total of all revenue passengers, transfer passengers on second/successive rides and free ride passengers.

Passenger trip

A measure for one person making a one-way trip from origin to destination. One round trip equals two passenger trips.

Ridesharing

A form of transportation, other than public transit, in which more than one person shares the use of a vehicle, such as a van or car, to make a trip. Variations include carpooling or vanpooling.

Revenue hours

The number of transit vehicle hours when passengers are being transported. Calculated by taking the total time when a vehicle is available to the general public and there is an expectation of carrying passengers. Excludes deadhead hours, when buses are moving but not carrying passengers, but includes recovery/layover time.

Route deviation

Transportation service operating on a standard route along a public right of way, from which it may deviate from time to time, in response to a demand for its service or to take a passenger to a destination, after which it returns to its standard route.

Rural Transit Assistance Program (RTAP)

The section of the Federal Transit Act of 1991, as amended, that provides funds for training, technical assistance, research and other support services for rural transit providers.

Section 5303 (Metropolitan Planning Program)

The section of the Federal Transit Act of 1991, as amended, that provides financial assistance to metropolitan planning organizations that are responsible for conducting planning activities and technical assistance for public transit services. The program is expected to support the basic transportation planning process underway in urbanized areas, including capital planning, financial planning and operations-related planning essential to the provision of transit services.

Section 5304 (State Transportation and Planning Program)

The section of the Federal Transit Act of 1991, as amended, that provides financial assistance to the states for purposes of planning, technical studies and assistance, demonstrations, management training and cooperative research activities.

Section 5307 (Urbanized Area Formula Program)

The section of the Federal Transit Act of 1991, as amended, that authorizes grants to public transit systems in urban areas with populations of more than 50,000 for both capital and operating projects. Based on population and density figures, these funds are distributed directly to the transit agency from the FTA.

Section 5309 (Capital Program)

The section of the Federal Transit Act of 1991, as amended, that authorizes discretionary capital assistance for major capital needs, such as fleet replacement and construction of transit facilities.

Section 5310 (Elderly and Persons with Disabilities Capital Program)

The section of the Federal Transit Act of 1991, as amended, that provides grant funds for the purchase of accessible vehicles and related support equipment for private non-profit organizations to serve elderly and/or disabled people, public bodies that coordinate services for elderly and disabled, or any public body that certifies to the state that non-profits in the area are not readily available to carry out the services.

Section 5311 (Non-urbanized Area Formula Program)

The section of the Federal Transit Act of 1991, as amended, that authorizes grants to public transit systems in non-urbanized areas (fewer than 50,000 population). The funds initially go to the governor of each state. In Minnesota, MnDOT administers these funds.

Section 5316 (Job Access and Reverse Commute - JARC)

A formula-based federally-funded program established under SAFETEA-LU. The goal of the JARC grant program is to improve access to transportation services to employment and employment-related activities for welfare recipients and eligible low-income individuals to transport residents of urbanized areas and non-urbanized areas to suburban employment opportunities.

Section 5317 (New Freedom - NF)

A formula-based federally-funded program established under SAFETEA-LU. The goal of the New Freedom grant program is to provide additional tools to overcome existing barriers facing Americans with disabilities seeking integration into the workforce and full participation in society.

Service area

The geographic area that coincides with a transit system's legal operating limits; e.g., city limits, county boundary, etc.

Service hours

See revenue hours.

Service span

The duration of time that service is made available or operated during the course of the service day; e.g., 6 a.m. to 10 p.m.

Subscription service

Transportation service in which routes and schedules are prearranged to meet the needs of riders who sign up for the service in advance.

Transit

Transportation by bus, rail or other conveyance, either publicly or privately owned, that provides general or special service on a regular and continuing basis. The term includes fixed-route and paratransit services as well as ridesharing. Also known as mass transportation, mass transit, or public transit.

Transit dependent

A description for a population or person who does not have immediate access to a private vehicle, or because of age or health reasons cannot drive and must rely on others for transportation.

Vanpool

See ridesharing.

Vehicle Classification

MnDOT classifies transit vehicles according to the following categories:

- Class 300 – A small-size light-duty transit bus approximately 16-22 feet long with a raised roof and single or dual rear wheels (up to 12,500 gross vehicle weight rating).
- Class 400 – A medium-size light-duty transit bus approximately 20-30 feet long with a raised roof and dual rear wheels (12,300-16,000 gross vehicle weight rating).
- Class 500 – A medium-size medium-duty transit bus approximately 25-40 feet long (17,000-24,000 gross vehicle weight rating).
- Class 600 – A medium-size heavy-duty transit bus approximately 25-40 feet long (21,000-32,000 gross vehicle weight rating).
- Class 700 – A large-size heavy-duty transit bus/over-the-road bus approximately 30 feet and longer with a rear-mounted engine.

