


# Minnesota Board of Accountancy

Biennial Report  
2012-2014



Submitted to the Governor and Minnesota State Legislature  
In compliance with Minnesota Statute section 214.07 Subdivision 1

Revised 10/20/2014

---

# Table of Contents

Clause	Page
(a) Executive Summary	3
(b) Meetings	6
(c) Budget	8
(d) Board Members	6
(e) Staff	7
(f) Adopted and Proposed Board Rules	10
(g) Licensees and Certificate Holders	9
(h) Examinations	11
(i-l) Examination and Reciprocity Licensure Statistics	11-15
(m) Revocations, Suspensions and Status Alterations	17
(n-o) Complaints and Enforcement	16
(p) Additional Information	19

Appendix: Page 20

# Executive Summary

## About the Board

The Board was created in 1908 to regulate the practice of public accounting. The Board is responsible for protecting Minnesota citizens and ensuring that persons engaged in the practice of public accounting meet and maintain the qualifications and standards necessary to competently practice the profession.

## Mission

The Board serves the public through the regulation, licensure, and enforcement of Minnesota laws, statutes, rules, and standards related to the practice of accounting.



## Board Membership

The full Board consists of 9 members appointed by the Governor to four-year terms.

- ♦ 7 Certified Public Accountants
- ♦ 2 Public Members

## Committees

Committee work keeps issues moving in a timely and effective manner. Each member serves on at least two of the following committees:

- ♦ Firm Credential and Quality Review (FCQR)
- ♦ Continuing Professional Education (CPE)
- ♦ Legislative and Rules (LR)
- ♦ Exam and Credential (EC)
- ♦ Quality Review Oversight (QROC)
- ♦ Complaint Committee (CC)
- ♦ Executive Committee (Exec)

Committees make recommendations to the full Board. All Board and Committee

# Executive Summary

meetings, except Complaint Committee, are open to the public. The meeting schedule is posted on the Board's website or can be obtained by contacting the Board of-  
fice.

## CPA Certificates and Firm Permits

The Board evaluates the credentials of individuals for CPA certificates by identifying those who meet the education, examination and experience requirements set forth in statute and rule. During FY13 and FY14, the Board evaluated 756 applications for certification.

The Board also evaluates applications for CPA firm permits. Firm permits are issued to partnerships, corporations, Limited Liability Companies (LLCs) and Limited Liability Partnerships (LLPs) who meet the statute and rule requirements. The Board evaluated a total of 207 applications for firm permits during the biennium.

## Renewals

Certificates and firm permits expire on December 31. Beginning with renewals received after January 1, 2014, the Board began transitioning Certified Public Accountant (CPA) and Registered Accounting Practitioner (RAP) renewals from a three-year cycle to an annual cycle. Firm permits are renewed every year.

	Number Renewed	
	Individuals	Firm Permits
FY13	6,657	1,640
FY14	5,239	1,678

## Enforcement

In cooperation with the Attorney General's Office, the Board investigated and closed 610 complaints alleging violations of the Board's statutes and rules and revoked 423 certificates for failure to renew. A total of 655 new complaints were filed.

---

# Executive Summary

## Continuing Education Audits

Each year, the Board audits a percentage of its certificate holders to determine if they are in compliance with the continuing education requirements. These individuals must submit supporting documentation for each of the courses and activities they reported. Individuals not adhering to the continuing education requirements are subject to non-compliance fees for each month they are out of compliance.

## Budget

The Board collects application and licensure fees which are deposited in the state's General Fund. Fees are set by the legislature to cover the Board's direct and indirect costs. The budget is comprised of appropriations from the General Fund.

## Affiliated Organizations

The National Association of State Boards of Accountancy (NASBA) is dedicated to the advancement of public accounting and enhances the effectiveness of the state boards of accountancy. NASBA participates in the development of the professional examination used for licensure. Each examination question is developed and tested over several exam administrations in order to create valid and reliable, psychometrically defensible examinations should the states be challenged. NASBA also facilitates professional mobility and promotes uniformity of the U.S. licensure processes and helps protect the public health, safety and welfare by leading the regulation of the profession. Minnesota is a voting member and active participant of NASBA which is made up of 55 licensing jurisdictions.

The American Institute of Certified Public Accountants (AICPA) establishes professional standards, monitors their members' professional conduct and enforces current standards and requirements. The AICPA also participates in the development of the professional examinations used for licensure. The AICPA Code of Professional Conduct is incorporated by reference in the Board Statutes and Rules.



# Board Members

Board members spent a total of 1,590 hours on Board business including: attendance at Board meetings, review of applicant credentials, enforcement, education, legislation, and representation of Minnesota on national committees.

## Number of meetings held:

Full Board	16	Exam and Credential (EC)	16
Firm Credential and Quality Review (FC)	16	Complaint Committee (CC)	12
Continuing Professional Education (CPE)	16	Quality Review Oversight (QROC)	1
Legislative and Rules (LR)	15	Executive Committee (Exec)	16



**Robert Saunders, CPA**  
Bird Island, MN

Appointed: 3-21-2007  
Reappointed: 6-1-2011  
Term Ends: 1-5-2015

**Board Chair (FY14)**

### Current Committees:

Firm Credentialing  
Examination and Credentialing

**Total Hours: 260**



**Gregory Steiner, CPA**  
White Bear Lake, MN

Appointed: 6-1-2011  
Term Ends: 1-5-2015

**Board Vice Chair (FY14)**

### Current Committees:

Continuing Professional Education  
Complaint Committee

**Total Hours: 165**



**Sharon Jensen, CPA**  
Savage, MN

Appointed: 1-19-2010  
Reappointed: 4-8-2014  
Term Ends: 13-5-2018

**Board Secretary/Treasurer (FY14)**

### Current Committees:

Legislative and Rules  
Complaint Committee

**Total Hours: 489**



**Thomas Lydon, CPA**  
Mahtomedi, MN

Appointed: 2-21-2012  
Term Ends: 1-4-2016

### Current Committees:

Continuing Professional Education  
Legislative and Rules  
Examination and Credentialing

**Total Hours: 48**



**Kate Mooney, CPA**  
Cold Spring, MN

Appointed: 5-1-2006  
Reappointed: 2-21-2012  
Term Ends: 1-4-2016

### Current Committees:

Firm Credentialing  
Examination and Credentialing  
(Chair)

**Total Hours: 218**



**Mark Sellner, CPA**  
Plymouth, MN

Appointed: 2-21-2012  
Term Ends: 1-4-2016

### Current Committees:

Firm Credentialing (Chair)  
Continuing Professional Education  
Quality Review Oversight (Chair)

**Total Hours: 161**



**Michael Vekich, CPA**  
St. Louis Park, MN

Appointed: 2-15-2005  
Reappointed: 2-14-2013  
Term Ends: 1-2-2017

### Current Committees:

Legislative and Rules (Chair)  
Complaint Committee (Chair)

**Total Hours: 85**



**Kristine Eustice**  
Public Member  
Janesville, MN

Appointed: 6-1-2011  
Term Ends: 1-5-2015

### Current Committees:

Firm Credentialing  
Continuing Professional Education  
(Chair)

**Total Hours: 135**



**Scott Van Binsbergen**  
Public Member  
Montevideo, MN

Appointed: 10-11-2010  
Reappointed: 6-1-2011  
Term Ends: 1-5-2015

### Current Committees:

Firm Credentialing  
Examination and Credentialing

**Total Hours: 29**

# Board Staff

The Board office operates with 4 employees evaluating credentials on applications for individual licensure and firm permits, issuing initial licenses and certificates and investigating complaints. Every year the staff renews nearly 6,000 individual licenses and certificates and over 1,600 firm permits in addition to their regular responsibilities.

Over the last two years, the following individuals have been employed by the Board:

Name	Current Job Classification	Status	Dates of Service	
			Start	End
Carey, Beverly	State Program Administrator Intermediate	1.00	9-15-2004	
Eyoh, Kufre	State Program Administrator	1.00	9-3-2013	
Frost, Doreen	Executive Director	.50	4-1-2004	
Frost, Logan	Student Worker	TEMP	6-11-2012	8-14-2012
Howe, Katherine	Office Specialist—Temporary	1.00	12-3-2012	12-3-2013
James, Jodi	IT Specialist II	.25	12-1-2010	
Knutson, David	Student Worker	TEMP	5-15-2013	8-7-2013
Oehrlein, Victoria	Office and Administrative Specialist Intermediate	1.00	8-22-2003	
Peterson, Sarah	Student Worker	TEMP	6-2-2014	8-14-2014
Salmela, Holly	State Program Administrator	1.00	8-10-2012	
Wiese, Sarah	Student Worker	TEMP	5-21-2012	8-10-2012
			5-28-2013	8-19-2013

# Budget

The Board generates non-dedicated revenue from application fees, license fees, fines and civil penalties for the state's General Fund. The fees are set by the legislature to cover all direct and indirect costs for the Board. In order to conduct business, the Board receives appropriations from the state's General Fund.

## Fiscal Year 2013

Appropriation: \$480,000

Revenue generated: \$1,111,347.15\*

## Fiscal Year 2014

Appropriation: \$705,000

Revenue generated: \$1,503,771.00

\*License fees were increased for the first time in over 40 years to help offset the cost of an improved investigation program.

## Expenditures

### Administration: 64% of budget

- Staff salaries
- Office space
- Supplies and Equipment
- Other costs

### Enforcement: 30% of budget

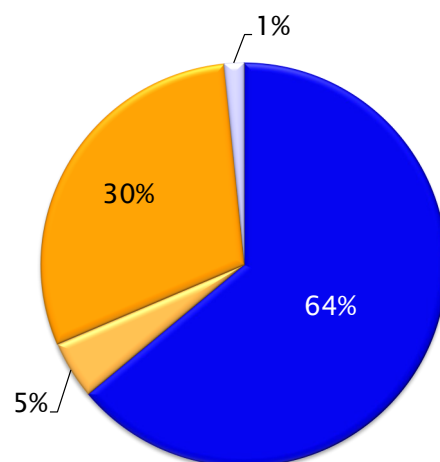
- Investigator salaries
- Enforcement of regulated professions
- Statute and rule modifications

### Outreach/Education: 1% of budget

- Education of public and licensees on requirements of competent practice
- Education of students on licensure process

### Credentialing: 5% of budget

- National Council membership and participation
- Board member per diems

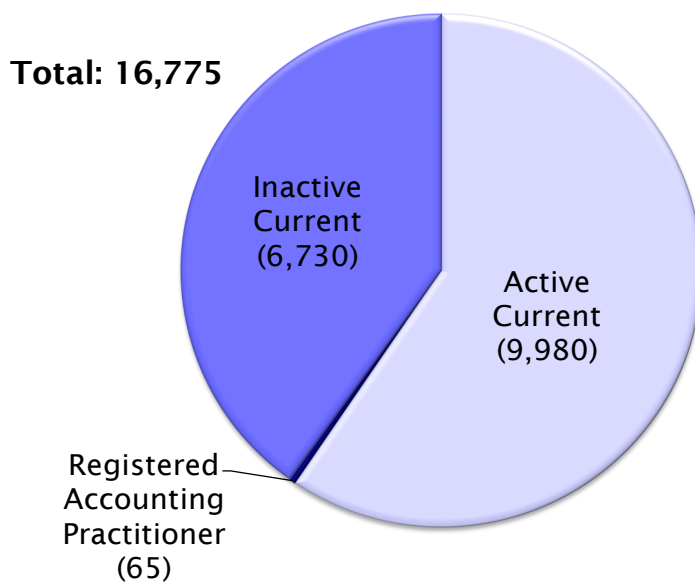




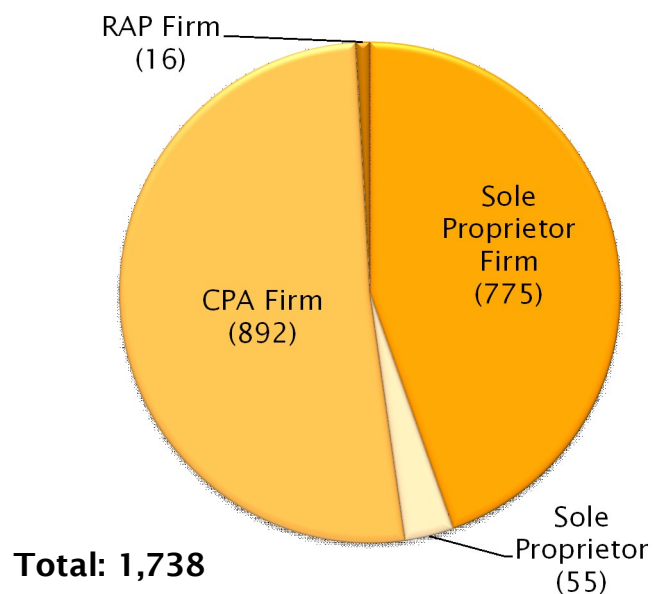
# Licensure and Certification

During the biennium, the Board issued a total of 1,227 new individual certificates and 207 new firm permits. Additionally, the Board renewed over 6,000 individual certificates and 1,600 firm permits each year.

**Number of Individual Certificate Holders  
on June 30, 2014**



**Number of Firm Permits  
on June 30, 2014**




# Rule Writing

The Board adopted one rule package during the biennium. The rules were effective on April 28, 2014.

## Adopted Permanent Rules

This package included rule language that can be divided into three parts:

1. Certificate Renewal and Continuing Professional Education
2. Firm Names
3. Housekeeping



## Certificate Renewal and Continuing Professional Education (CPE)

During the 2013 Legislative Session, the Legislature changed the renewal period for Certified Public Accountants from a three-year cycle to an annual renewal. The rules were modified to align the rules with the statute. Additionally, the rules modified the CPE reporting deadline to coincide with the certificate renewal deadline.

## Firm Names

The rules regarding firm names were modified to align the statute with the rule. During the 2013 Legislative Session, the Legislature modified the statute to allow CPA firms to use in their names a common brand name or network name part.

## Housekeeping

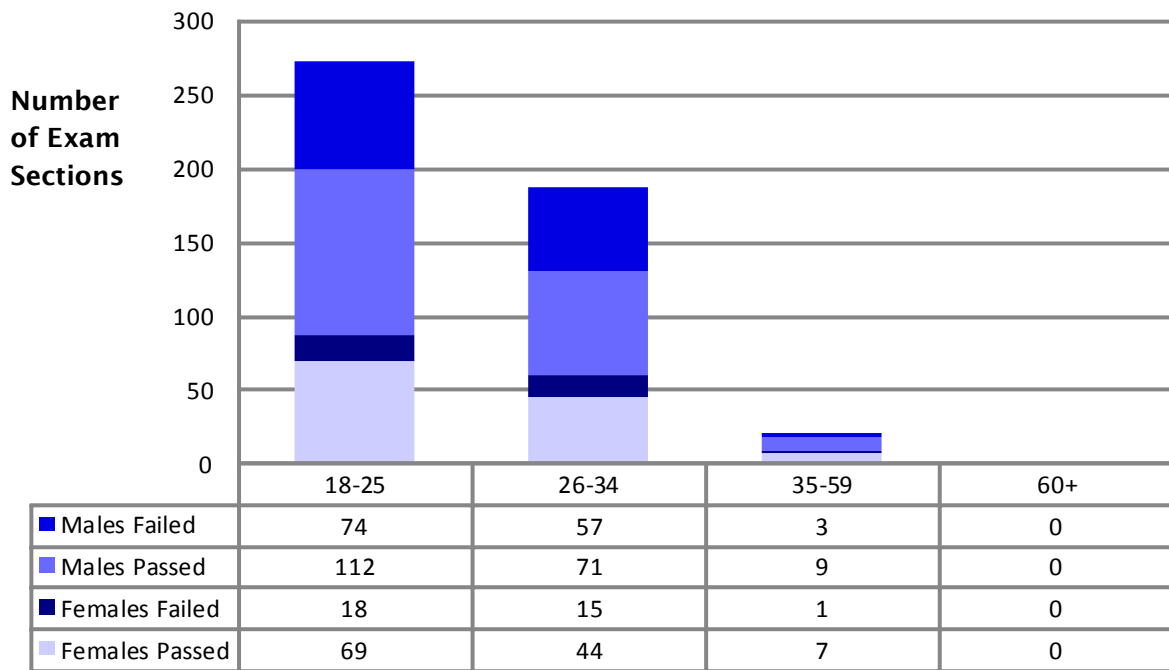
The housekeeping modifications removed obsolete, unnecessary and duplicative rules as noted in the Board's *Obsolete Rules Report* to the Governor. Housekeeping modifications also clarified confusing rule language.

# Examination Statistics

Applicants apply to the Board for certification following successful completion of the Uniform Certified Public Accountant (CPA) Examination and the AICPA Ethics for Public Accountants examination. The CPA exam is a four-part examination.

During the fiscal year, a total of 8,256 sections of the four-part CPA examination were taken by Minnesota exam candidates (7,776 Minnesota residents). Nine hundred ninety-five (995) individuals were issued a license in Minnesota following successful completion of the CPA Examination, the AICPA Ethics examination, and the education and experience requirements.

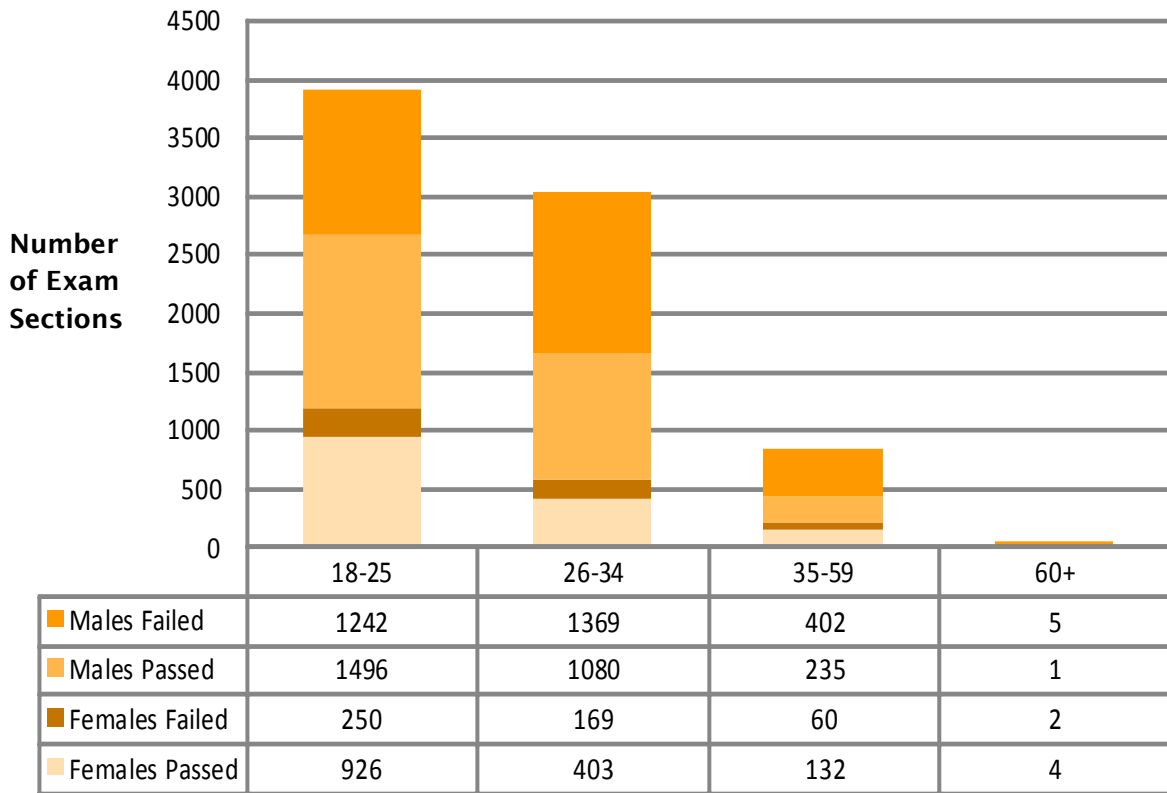
**FY13 and FY14 CPA Examination Section Statistics  
Non-Minnesota Residents**



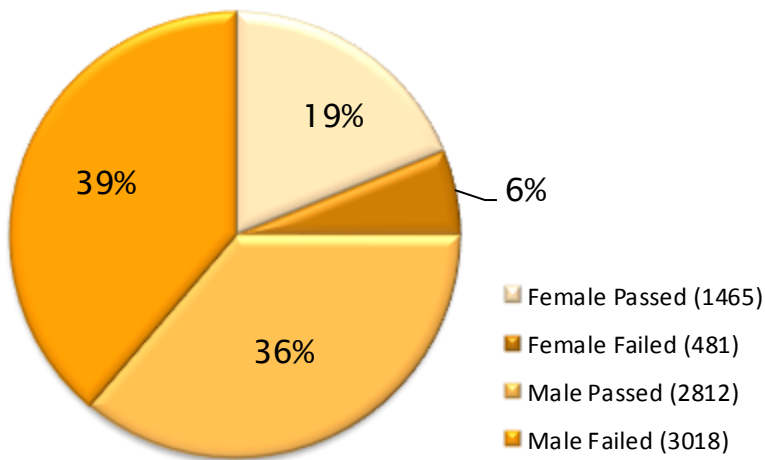
Alaska	1	Michigan	8	Pennsylvania	4
California	10	Nebraska	17	South Dakota	13
Colorado	5	New Jersey	4	Tennessee	11
Florida	2	New York	6	Texas	25
Illinois	19	North Carolina	1	Utah	1
Iowa	42	North Dakota	31	Virginia	2
Kansas	8	Oklahoma	4	Washington	16
Massachusetts	8	Oregon	1	Wisconsin	238

# Examination Statistics

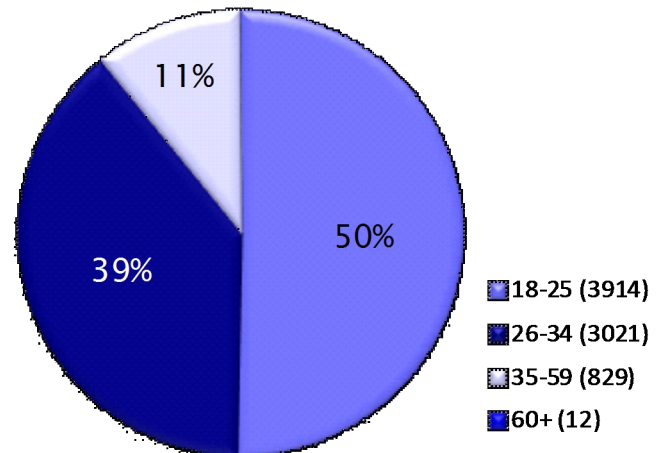
## FY13 and FY14 CPA Examination Section Statistics Minnesota Residents



### Totals by Gender



### Totals by Age



# Examination Statistics

CPA EXAMINATION DATA									Total and % by Fiscal Year	
Age Categories	18-25		26-34		35-59		60+		FY13	FY14
	FY13	FY14	FY13	FY14	FY13	FY14	FY13	FY14		
MN Females (Pass)	477	449	270	133	77	55	1	3	825 (20%)	640 (15%)
MN Males (Pass)	651	845	551	529	118	117	1		1321 (32%)	1491 (36%)
Non-MN Females (Pass)	37	32	28	16	5	2			70 (2%)	50 (1%)
Non-MN Males (Pass)	32	80	44	27	4	5			80 (2%)	112 (3%)
MN Females (Fail)	146	104	115	54	40	20	1	1	302 (7%)	179 (4%)
MN Males (Fail)	464	777	711	659	235	167	3	2	1413 (35%)	1605 (38%)
Non-MN Females (Fail)	8	10	12	3	1				21 (1%)	13 (<1%)
Non-MN Males (Fail)	13	61	36	21	1	2			50 (1%)	84 (2%)
<b>Totals by Age</b>	1828	2358	1767	1442	481	368	6	6	<b>4082</b>	<b>4174</b>
<b>% of Total by Age</b>	45%	56%	43%	35%	12%	9%	<1%	<1%		

CERTIFICATES ISSUED FOLLOWING EXAM									Total and % by Fiscal Year	
Age Categories	18-25		26-34		35-59		60+		FY13	FY14
	FY13	FY14	FY13	FY14	FY13	FY14	FY13	FY14		
MN Females	54	119	88	72	36	23			178 (38%)	214 (41%)
MN Males	49	138	184	119	15	24			248 (53%)	281 (54%)
Non-MN Females	4	6	17	6		3			21 (4%)	15 (3%)
Non-MN Males	6	5	15	8	3	1			24 (5%)	14 (3%)
<b>Totals by Age</b>	113	268	304	205	54	51			<b>471</b>	<b>524</b>
<b>% of Total by Age</b>	24%	51%	65%	39%	11%	10%				

\*See Appendix for breakdown by biennium and state.

# Certification Statistics

## Reciprocal Applicants

Individual applying for a CPA certificate in Minnesota through reciprocity hold a valid CPA certificate in another jurisdiction. Applicants must show completion of the education, examination and experience requirements before a certificate is issued.

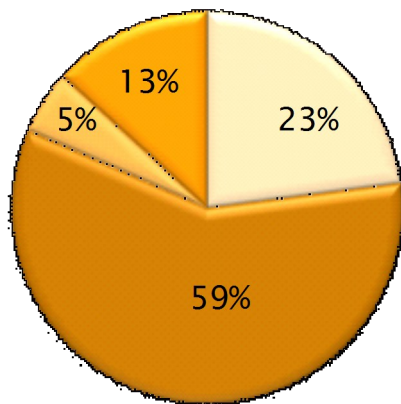
### FY13 and FY14 Totals

Applications Received: 135 (110 Minnesota residents)

Applications Approved: 135

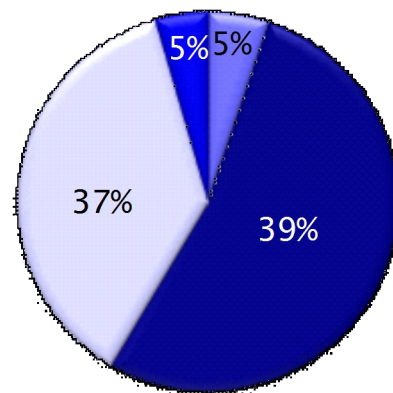
<b>RECIPROCAL APPLICANTS—CERTIFIED</b> See Appendix for Breakdowns by State					Total and % by Fiscal Year
Age Categories	18-25	26-34	35-59	60+	
MN Females	1	18	9	3	31 (23%)
MN Males	5	45	27	2	79 (59%)
Non-MN Females	1	1	5		7 (5%)
Non-MN Males		8	9	1	18 (13%)
<b>Totals by Age</b>	<b>7</b>	<b>72</b>	<b>50</b>	<b>6</b>	<b>135</b>
<b>% of Total by Age</b>	<b>5%</b>	<b>53%</b>	<b>37%</b>	<b>4%</b>	

**Totals by Gender**



☐ MN Females  
☐ MN Males  
☐ Non-MN Females  
☐ Non-MN Males

**Totals by Age**



☐ 18-25  
☐ 26-34  
☐ 35-59  
☐ 60+

**States of Residency**

Arizona	1	Iowa	1	Oregon	1
California	2	Minnesota	110	South Carolina	1
Colorado	3	New Mexico	1	Texas	1
Florida	2	New York	1	Wisconsin	5
Illinois	3	North Dakota	1		
Indiana	1	Ohio	1		

# Certification Statistics

## Grade Transfer Applicants

Individual applying for a CPA certificate in Minnesota through grade transfer have completed their examinations in another jurisdiction, but have not yet been certified in that state. Applicants must show completion of the education, examination and experience requirements before a certificate is issued.

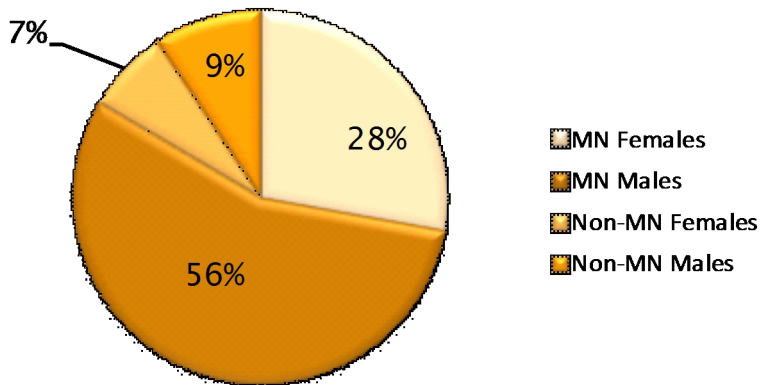
### FY13 and FY14 Totals

Applications Received: 97 (81 Minnesota residents)

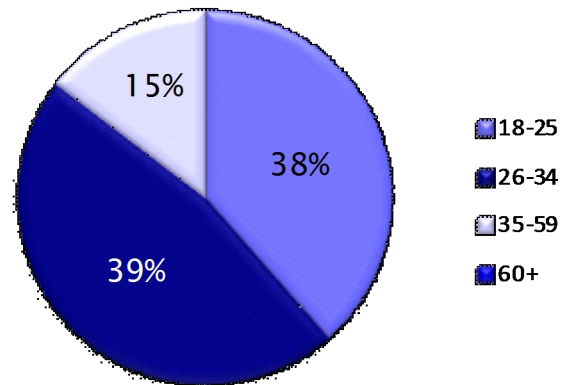
Applications Approved: 97

TRANSFER APPLICANTS—CERTIFIED					Total and % by Fiscal Year
Age Categories	18-25	26-34	35-59	60+	
MN Females	10	14	3		27 (28%)
MN Males	25	24	5		54 (56%)
Non-MN Females		3	4		7 (7%)
Non-MN Males	2	5	2		9 (9%)
<b>Totals by Age</b>	<b>37</b>	<b>46</b>	<b>14</b>		<b>97</b>
<b>% of Total by Age</b>	<b>38%</b>	<b>47%</b>	<b>14%</b>		

Totals by Gender



Totals by Age



### States of Residency

Florida	1	New Mexico	1	Oregon	1
Massachusetts	1	New York	2	Pennsylvania	1
Minnesota	81	North Carolina	1	Texas	1
New Jersey	1	North Dakota	1	Wisconsin	5

# Enforcement

The Board enforces its statutes and rules through its investigation process. Upon receipt of a complaint, the Board begins its investigation. If the Complaint Committee finds that a violation has occurred, it makes a recommendation to the Board for disciplinary action.

## FY13 and FY14 Totals

Automatic Revocations (failure to renew for two years): 423  
(not included in charts below)

Revocation Resolved (reinstatement/reprimand/civil penalty): 58

Complaints opened: 655  
(some had multiple allegations)

Complaints resolved: 610  
(some had multiple resolutions)

<b>Allegation</b>	<b>Number Received</b>
Advertising	11
Conduct Reflecting Adversely	16
Criminal: Fraud, Bribery, Theft, Swindle	3
Failure to Apply in a Timely Manner	9
Failure to Comply with CPE Requirement	270
Failure to Renew Firm Permit	4
Failure to Respond to Board	7
Firm Name Issue	3
Holding Client Records	12
Holding Out as Licensed	28
Negligent Conduct Relating to Services	6
No Firm Permit	6
Non-Compliance with Quality Review	29
Other Allegation	7
Practice Monitoring	8
Practice Without a License	3
Substandard Work	17

<b>Resolution</b>	<b>Number Resolved</b>
Back Fees Paid	55
Certificate Censured and Reprimanded	56
Certificate Revoked	12
Certificate Suspended	3
Complaint Withdrawn	4
Corrective Action Taken	32
CPE Non-Compliance Fees Paid	46
CPE Requirement Met	49
Does Not Warrant Further Proceedings	67
No Jurisdiction	2
No Response—File Closed (CPE)	66
No Violation	318
Other Resolution	23
Stipulation and Consent Order	10
Surrendered Certificate	12
Unable to Substantiate	3
Warning Letter	10



# Enforcement

The Board issued eighty-seven (87) public orders against individuals and firms. The Board has statutory authority to assess a civil penalty of up to \$2,000 per violation. Civil penalties totaled \$75,750 in FY13 and FY14.

## Public Orders Issued

(Not including 423 automatic revocation orders for failure to renew)

License Type	Status Change (Revocation, Suspension, Other)	Type of Action	Civil Penalty	Brief Statement of Reason
CPA	Surrender	Stipulation and Consent Order	---	Failure to Comply with CPE Requirements
CPA	Surrender	Stipulation and Consent Order	---	Failure to Comply with CPE Requirements
CPA	Surrender	Stipulation and Consent Order	---	Failure to Comply with CPE Requirements
Firm / CPA	Suspension (Stayed)	Stipulation and Consent Order	\$2,000 (Stayed)	Practice without a Firm Permit; Substandard Work
CPA	Revocation	Stipulation and Consent Order	---	Diverted Funds of Client for Personal Use
CPA	Suspension	Order for Suspension	---	Overdue Tax Liability
CPA	Suspension	Order for Suspension	---	Overdue Tax Liability
CPA	Surrender	Stipulation and Consent Order	---	Failure to Comply with CPE Requirements
CPA	Revocation	Findings of Fact, Conclusions of Law and Order	\$4,000	Substandard Tax Work; Conduct Reflecting Adversely
CPA	Revocation	Stipulation and Consent Order	\$4,000	Criminal Conviction - Fraud
CPA	Revocation	Stipulation and Consent Order	\$5,000	Criminal Conviction - Diverted Funds for Personal Use; Theft
Firm	Other	Stipulation and Consent Order	\$1,000	Failure to Comply with Quality Review Requirements
CPA	Censure and Reprimand	Stipulation and Consent Order	\$1,000	Holding Out as a CPE with an Expired Certificate

# Enforcement

License Type	Status Change (Revocation, Suspension, Other)	Type of Action	Civil Penalty	Brief Statement of Reason
CPA	Revocation	Stipulation and Consent Order	\$4,000	Failure to Make Distributions to Beneficiaries - Unprofessional Conduct
RAP Firm	Other	Stipulation and Consent Order	\$1,000	Failure to Comply with Quality Review Requirements
Firm	Other	Stipulation and Consent Order	\$1,000	Failure to Comply with Quality Review Requirements / Failure to Renew Firm Permit
Firm	Other	Stipulation and Consent Order	\$2,000	Failure to Comply with Quality Review Requirements
Firm	Other	Stipulation and Consent Order	\$1,000	Failure to Comply with Quality Review Requirements
CPA	Censure and Reprimand	Stipulation and Consent Order	\$250	Failure to Apply for an Active CPA Certificate
Firm	Other	Stipulation and Consent Order	\$1,000	Failure to Renew Firm Permit; Practice with Expired Permit
CPA	Revocation	Stipulation and Consent Order	\$2,000	Unprofessional Conduct - Acts that are fraudulent, deceptive or dishonest
CPA / Firm	Suspension	Order for Suspension of CPA Certificate and Firm Permit	—	Noncompliance with Child Support
	Reinstatement	Order for Reinstatement of CPA Certificate and Firm Permit	—	Clearance Certificate issued by MN Department of Revenue
Firm	Censure and Reprimand	Stipulation and Consent Order	\$1,000	Failure to Comply with Quality Review Requirements
CPA / Firm	Revocation	Order for Revocation of CPA Certificate and Firm Permit	\$2,000	Failure to Report Conviction of Theft-Indifferent to Owner Rights
Firm	Censure and Reprimand	Stipulation and Order	\$500	Failure to Renew Firm Permit; Holding Out
CPA (Qty = 61)	Censure and Reprimand	Stipulation and Order and Order to Reinstate	\$750 (each)	Previously Revoked for Failure to Renew - Now Reinstating

---

# Additional Activities

## **Verifications of Examination and Licensure**

The Board staff receives and processes approximately 500 verification requests from examinees and certificate holders each year. These Minnesota-CPAs are typically applying for licensure or certification in another state and must have verification of their exam and license credentials.

Additionally, the Board receives approximately 60 requests per year for verification of current licensure for individuals working for particular firms in other states.

Finally, the Board receives and processes approximately 400 verification requests each year from the American Institute of Certified Public Accountants (AICPA) for individuals applying to join the national organization.

## **Outreach**

The Board's outreach program provides information to Minnesota citizens, legislators, other state agencies, schools, professional societies and the national council.

# Appendix

CPA Examination Sections Taken - FY13									
State of Residence	Age Category					Gender		Status	
	18-25	26-34	35-59	60+	Not Listed	Male	Female	Pass	Fail
California		2					2	2	
		7				7		6	1
Colorado		2				2		2	
Florida		2				2		2	
Illinois	2					2		2	
		11					11	8	3
Iowa	1						1	1	
	2	1				3			3
	4	4				8		8	
Kansas			2			2		2	
Massachusetts	6					6		3	3
Michigan	4					4		3	1
Minnesota	146	115	40	1			302		302
	477	270	77	1			825	825	
	464	711	235	3		1413			1413
	651	551	118	1		1321		1321	
Nebraska	2	1					3		3
	3	1					4	4	
	5					5		4	1
New York	4						4	4	
		1				1			1
North Carolina	1					1		1	
North Dakota	3	3					6	6	
		1					1		1
	1					1			1
Oklahoma	1					1		1	
Oregon	1						1	1	
South Dakota		3				3		3	
Continued on next page									

### CPA Examination Sections Taken - FY13 Continued

State of Residence	Age Category					Gender		Status	
	18-25	26-34	35-59	60+	Not Listed	Male	Female	Pass	Fail
Tennessee		2	1				3		3
		2	3				5	5	
		1				1			1
Texas		1					1	1	
	2	5				7		7	
		9				9			9
Washington	2						2		2
	6	1					7	7	
		5				5		5	
Wisconsin	4	5					9		9
	19	8	2				29	29	
	5	18	1			24			24
	12	22	1			35		35	
Other Country		2					2	2	
			1			1		1	
<b>Totals</b>	<b>1828</b>	<b>1767</b>	<b>481</b>	<b>6</b>		<b>2864</b>	<b>1218</b>	<b>2301</b>	<b>1781</b>

### CPA Examination Sections Taken - FY14

State of Residence	Age Category					Gender		Status	
	18-25	26-34	35-59	60+	Not Listed	Male	Female	Pass	Fail
Alaska	1					1			1
California	1					1		1	
Colorado		3				3		2	1
Illinois	1					1			1
	3	2				5		5	
Iowa	5						5	5	
	25					25		16	9
Kansas	6						6	4	2
Massachusetts	2					2		2	
Michigan	4					4		4	

Continued on next page

### CPA Examination Sections Taken - FY14 Continued

State of Residence	Age Category					Gender		Status	
	18-25	26-34	35-59	60+	Not Listed	Male	Female	Pass	Fail
Minnesota	104	54	20	1			179		179
	449	133	55	3			640	640	
	777	659	167	2		1605			1605
	845	529	117			1491		1491	
Nebraska	1						1		1
	1	3					4	4	
New Jersey	4					4		2	2
New York		1				1			1
North Dakota	2	1					3		3
	4	1					5	5	
	9	3				12			12
	1	1	1			3		3	
Oklahoma	3					3		3	
Pennsylvania	4					4		3	1
South Dakota	4						4	4	
	5	1				6			6
Tennessee			1			1		1	
Texas		3				3			3
	2	4				6		6	
Utah	1					1			1
Virginia		2				2		2	
Washington	2						2	2	
Wisconsin	5	2					7		7
	12	12	1				25	25	
	32	12	2			46			46
	43	16	4			63		63	
<b>Totals</b>	<b>2358</b>	<b>1442</b>	<b>368</b>	<b>6</b>		<b>3293</b>	<b>881</b>	<b>2293</b>	<b>1881</b>

New Certificates Issued Following Exam Completion - FY13									
State of Residence	Age Category					Gender		Status	
	18-25	26-34	35-59	60+	Not Listed	Male	Female	Grant	Deny
Arizona		1				1		X	
California		2				1	1	X	
Colorado	1					1		X	
Connecticut		1					1	X	
Florida		1				1		X	
Georgia		1	1			2		X	
Illinois		2				1	1	X	
Iowa	1	1				2		X	
Massachusetts		1				1		X	
Minnesota	54	88	36				178	X	
	49	184	15			248		X	
Nebraska	1					1		X	
Nevada		1					1	X	
New York	3						3	X	
North Dakota		3				1	2	X	
Ohio	1					1		X	
Ontario, Canada		1				1		X	
South Dakota		2				1	1	X	
Tennessee		2				1	1	X	
Texas		2				1	1	X	
Washington		1					1	X	
Wisconsin	1	6					7	X	
	2	3				5		X	
Other Country		1					1	X	
		1	1			2		X	
<b>Totals</b>	<b>113</b>	<b>305</b>	<b>53</b>			<b>272</b>	<b>199</b>	<b>471</b>	

New Certificates Issued Following Exam Completion - FY14									
State of Residence	Age Category					Gender		Status	
	18-25	26-34	35-59	60+	Not Listed	Male	Female	Grant	Deny
California		1				1		X	
Colorado		1				1		X	
Illinois	1					1		X	
		1					1	X	
Iowa	1	1				2		X	
Kansas	1						1	X	
Michigan			1			1		X	
Minnesota	119	72	23				214	X	
	138	119	24			281		X	
Nebraska	2					1	1	X	
North Carolina	1					1		X	
North Dakota		1					1	X	
Oklahoma	1					1		X	
Tennessee			1				1	X	
Texas		1				1		X	
Virginia			1				1	X	
Washington	1						1	X	
Wisconsin	3	4	1				8	X	
		4				4		X	
<b>Totals</b>	<b>268</b>	<b>205</b>	<b>51</b>			<b>295</b>	<b>229</b>	<b>524</b>	

New Certificates Issued by Reciprocity									
State of Residence	Age Category					Gender		Status	
	18-25	26-34	35-59	60+	Not Listed	Male	Female	Grant	Deny
Arizona		1					1	X	
California			2			2		X	
Colorado		2	1			3		X	
Florida			1				1	X	
				1		1		X	
Illinois			3			2	1	X	
Indiana		1				1		X	
Continued on next page									



New Certificates Issued by Reciprocity									
State of Residence	Age Category					Gender		Status	
	18-25	26-34	35-59	60+	Not Listed	Male	Female	Grant	Deny
Iowa	1						1	X	
Minnesota	1	18	9	3			31	X	
	5	44	27	2	1	79		X	
New Mexico			1			1		X	
New York			1			1		X	
North Dakota		1				1		X	
Ohio			1			1		X	
Oregon		1				1		X	
South Carolina			1				1	X	
Texas			1				1	X	
Wisconsin		3	1			4		X	
			1				1	X	
<b>Totals</b>	<b>7</b>	<b>71</b>	<b>50</b>	<b>6</b>	<b>1</b>	<b>97</b>	<b>38</b>	<b>135</b>	

New Certificates Issued by Grade Transfer									
State of Residence	Age Category					Gender		Status	
	18-25	26-34	35-59	60+	Not Listed	Male	Female	Grant	Deny
Florida		1				1		X	
Massachusetts	1					1		X	
Minnesota	10	14	3				27	X	
	25	24	5			54		X	
New Jersey			1			1		X	
New Mexico			1				1	X	
New York		2				1	1	X	
North Carolina			1			1		X	
North Dakota			1				1	X	
Oregon		1				1		X	
Pennsylvania		1					1	X	
Texas		1					1	X	
Wisconsin	1	2				3		X	
			2				2	X	
<b>Totals</b>	<b>37</b>	<b>46</b>	<b>14</b>			<b>63</b>	<b>34</b>	<b>97</b>	