




2013 Transit Report

A Guide to
Minnesota's
Public Transit
Systems

[www.mndot.gov/
transit/reports/
transitreports/2013/](http://www.mndot.gov/transit/reports/transitreports/2013/)



2013 Transit Report: A Guide to Minnesota's Public Transit Systems

FEBRUARY 2014

Prepared by the Minnesota Department of Transportation
with assistance from the Metropolitan Council
in compliance with Minnesota Statutes, Section 174.247

Minnesota Department of Transportation
Office of Transit
395 John Ireland Boulevard, MS 430
Saint Paul, MN 55155-1899
651.366.4191

This report is available online at www.mndot.gov/transit/reports/transitreports/2013/

To request this document in an alternative format, please call 651-366-4718 or 1-800-657-3774 or email ADArequest.dot@state.mn.us.

This page intentionally left blank.

Legislative Request

This report is issued to comply with Minnesota Statutes, Section 174.24. The cost of preparing this report is \$12, 000. The following table details where specific items requested in legislation are found in the report.

Legislative specifications	Report section	Page
By February 15 annually, the commissioner shall submit a report to the legislature on transit services outside the metropolitan area. The Metropolitan Council and any public transit system receiving assistance under section 174.24 shall provide assistance in creating the report, as requested by the commissioner. The report must include, at a minimum, the following:		
(1) a descriptive overview of public transit in Minnesota;	State of the Industry	2
(2) a descriptive summary of funding sources and assistance programs;	State of the Industry	3
(3) a summary of each public transit system receiving assistance under section 174.24;	Transit Fact Sheets	15
(4) data that identifies use of volunteers in providing transit service;	State of the Industry	9
(5) financial data that identifies for each public transit system and for each transit system classification under section 174.24, subdivision 3b:		
(i) the operating and capital costs;	Financial Statistics	105
(ii) each of the funding sources used to provide financial assistance; and	Financial Statistics	105
(iii) for federal funds, the amount from each specific federal program under which funding is provided;	State of the Industry	3
	Financial Statistics	105
(6) a summary of the differences in program implementation requirements and aid recipient eligibility between federal aid and state sources of funds;	State of the Industry	11
(7) in each odd-numbered year, an analysis of public transit system needs and operating expenditures on an annual basis, which must include a methodology for identifying monetary needs, and calculations of:		
(i) the total monetary needs for all public transit systems, for the year of the report and the ensuing five years;	State of the Industry	11
(ii) the total expenditures from local sources for each transit system classification;	Financial Statistics	105
(iii) the comprehensive transit assistance percentage for each transit system classification, which equals the expenditures identified under clause (7), item (ii), for a transit system classification, divided by the amounts identified under subitem (A), plus the sum of state sources of funds plus federal funds provided to all transit systems in that classification; and	Financial Statistics	105
(iv) the amount of surplus or insufficient funds available for paying capital and operating costs to fully implement the greater Minnesota transit investment plan under section 174.24, subdivision 1a.	State of the Industry	11

Contents

STATE OF THE INDUSTRY	1	PRAIRIE FIVE RIDES	53
INTRODUCTION	2	PRAIRIELAND TRANSIT SYSTEM.....	54
FEDERAL AND STATE FUNDING FOR TRANSIT	3	RAINBOW RIDER TRANSIT	55
2013 MAJOR ACCOMPLISHMENTS.....	8	RED LAKE TRANSIT.....	56
PREPARING FOR THE FUTURE	10	RENNVILLE COUNTY HEARTLAND EXPRESS.....	57
CONCLUSION.....	13	RIVERRIDER PUBLIC TRANSIT	58
TRANSIT SYSTEM FACT PAGES	15	ROCHESTER PUBLIC TRANSIT: REGULAR ROUTE BUS.....	59
ALBERT LEA TRANSIT	16	ROCHESTER PUBLIC TRANSIT: DIAL-A-RIDE.....	60
ARROWHEAD TRANSIT	17	ROCK COUNTY HEARTLAND EXPRESS.....	61
AUSTIN-MOWER COUNTY AREA TRANSIT	18	ST. CLOUD MERO BUS: REGULAR ROUTE BUS.....	62
BECKER COUNTY.....	19	ST. CLOUD MERO BUS: DIAL-A-RIDE	63
BENSON HEARTLAND EXPRESS.....	20	ST. PETER TRANSIT	64
BRAINERD & CROW WING PUBLIC TRANSIT	21	SEMCAC.....	65
BROWN COUNTY HEARTLAND EXPRESS.....	22	STEELE COUNTY AREA TRANSIT	66
CHISAGO-ISANTI COUNTY HEARTLAND EXPRESS	23	STEWARTVILLE HEARTLAND EXPRESS	67
COTTONWOOD COUNTY TRANSIT	24	THREE RIVERS HIAWATHALAND TRANSIT.....	68
DAWSON HEARTLAND EXPRESS.....	25	TIMBER TRAILS PUBLIC TRANSIT	69
DULUTH TRANSIT AUTHORITY: REGULAR ROUTE BUS	26	TRAILBLAZER TRANSIT.....	70
DULUTH TRANSIT AUTHORITY: STRIDE	27	TRANSIT ALTERNATIVES	71
EAST GRAND FORKS TRANSIT: REGULAR ROUTE BUS.....	28	TRI-CAP TRANSIT CONNECTION.....	72
EAST GRAND FORKS TRANSIT: DIAL-A-RIDE	29	TRI-VALLEY HEARTLAND EXPRESS.....	73
FAR NORTH PUBLIC TRANSIT.....	30	WADENA COUNTY FRIENDLY RIDER	74
FARIBAULT COUNTY PRAIRIE EXPRESS	31	WATONWAN TAKE ME THERE	75
FOSSTON TRANSIT	32	WESTERN COMMUNITY ACTION: COMMUNITY TRANSIT	76
GRANITE FALLS HEARTLAND EXPRESS	33	WINONA TRANSIT SERVICE.....	77
HIBBING AREA TRANSIT.....	34	LAKER LINES	78
HUBBARD COUNTY HEARTLAND EXPRESS.....	35	MAPLE GROVE TRANSIT	79
KANDIYOHI AREA TRANSIT	36	METRO MOBILITY.....	80
LA CRESCENT APPLE EXPRESS.....	37	METRO TRANSIT: COMMUTER RAIL	81
LE SUEUR HEARTLAND EXPRESS	38	METRO TRANSIT: LIGHT RAIL	82
LINCOLN COUNTY HEARTLAND EXPRESS.....	39	METRO TRANSIT: REGULAR ROUTE BUS	83
MAHNOMEN COUNTY HEARTLAND EXPRESS	40	MET COUNCIL CONTRACTED SERVICES: REGULAR ROUTE BUS	84
MANKATO-GREATER MANKATO TRANSIT	41	MET COUNCIL CONTRACTED SERVICES: TRANSIT LINK	85
MARTIN COUNTY TRANSIT.....	42	MET COUNCIL CONTRACTED SERVICES: VANPOOL	86
MEEKER COUNTY PUBLIC TRANSIT	43	MINNESOTA VALLEY TRANSIT AUTHORITY.....	87
MONTEVIDEO TRANSIT.....	44	PLYMOUTH METROLINK.....	88
MOORHEAD MAT: REGULAR ROUTE BUS	45	RAMSEY STAR EXPRESS	89
MOORHEAD MAT: PARATRANSIT	46	RUSH LINE.....	90
MORRIS TRANSIT.....	47	SHAKOPEE TRANSIT	91
MURRAY COUNTY HEARTLAND EXPRESS.....	48	SOUTHWEST TRANSIT.....	92
NORTHFIELD TRANSIT	49	UNIVERSITY OF MINNESOTA TRANSIT	93
PAUL BUNYAN TRANSIT	50	JEFFERSON LINES	94
PINE RIVER RIDE WITH US BUS	51	LAND TO AIR EXPRESS.....	95
PIPESTONE COUNTY TRANSIT.....	52	ELDERLY AND PERSONS WITH DISABILITIES CAPITAL PROGRAM	96

Contents, continued

FINANCIAL STATISTICS	105
GREATER MINNESOTA 2012 OPERATING EXPENDITURES	106
GREATER MINNESOTA 2012 CAPITAL EXPENDITURES	110
GREATER MINNESOTA 2013 OPERATING BUDGET	112
TWIN CITIES METROPOLITAN AREA 2012 OPERATING EXPENDITURES	114
TWIN CITIES METROPOLITAN AREA 2012 CAPITAL EXPENDITURES	115
TWIN CITIES METROPOLITAN AREA 2013 OPERATING BUDGET	117
JOB ACCESS REVERSE COMMUTE & NEW FREEDOM RECIPIENTS	118
INTERCITY BUS 2012 EXPENDITURES & 2013 BUDGET	120
OPERATING STATISTICS	121
2012 RIDERSHIP AND REVENUE HOURS SUMMARY	122
GREATER MINNESOTA TRANSIT RIDERSHIP	123
GREATER MINNESOTA TRANSIT REVENUE HOURS	125
TWIN CITIES METROPOLITAN AREA RIDERSHIP	129
TWIN CITIES METROPOLITAN AREA REVENUE HOURS	130
2012 TWIN CITIES METROPOLITAN AREA INDICATORS	131
GLOSSARY	133

This page intentionally left blank.

State of the Industry

Introduction

In Minnesota, 70 public transit systems operating in 86 counties offer scheduled transportation service to the public. Minnesota's public transit systems provide transportation alternatives to driving alone and allow all residents to participate fully in the state's communities and economy. Minnesota has two statutory goals directly related to transit (Minn. Stat., Sec. 174.01):

- to provide transit services to all counties in the state to meet the needs of transit users
- to promote and increase the use of high-occupancy vehicles and low-emission vehicles

Transit services are funded through a financial partnership that includes local, state and federal participation. In Minnesota, state and federal funding for public transit systems is administered by the Metropolitan Council and the Minnesota Department of Transportation. In the seven-county Twin Cities metropolitan area, the Transportation Division of the Metropolitan Council plans, coordinates and administers transit services to meet the needs of Twin Cities area residents. MnDOT's Office of Transit is responsible for administering financial assistance to public transit systems in Greater Minnesota, including all 80 counties outside the metropolitan area.

The Metropolitan Council's statutory transit goals are defined in Minn. Stat., Sec. 473.371:

- Provide, to the greatest feasible extent, a basic level of mobility for all people in the metropolitan area
- Arrange to the greatest feasible extent for the provision of a comprehensive set of transit and paratransit services to meet the needs of all people in the metropolitan area
- Cooperate with private and public transit providers to assure the most efficient and coordinated use of existing and planned transit resources
- Maintain public mobility in the event of emergencies or energy shortages

The statutory purpose of MnDOT's Public Transit Participation Program is found in Minn. Stat., Sec. 174.21:

- Provide access to transit for persons who have no alternative mode of transit available
- Increase the efficiency and productivity of public transit systems
- Alleviate problems of automobile congestion and energy consumption and provide desirable land use where such activities are cost-effective
- Maintain a state commitment to public transportation
- Meet the needs of individual transit systems to the extent they are consistent with the other objectives stated above



PURPOSE OF THE TRANSIT REPORT

The Transit Report is published on an annual basis to provide residents and elected officials an overview of public transit services in Minnesota. The report includes fact sheets describing every state-supported public transit system in Minnesota. In addition, the Financial Statistics and Operating Statistics chapters present aggregated information depicting a snapshot of 2012 expenditures, funding sources, ridership and revenue hours.

The "State of the Industry" chapter narrates how federal and state funding mechanisms, local initiatives and MnDOT and Metropolitan Council oversight combine to produce transit service in Minnesota. The following section, "Federal and State Funding for Transit," outlines current transit funding allocations. "Major Accomplishments" provides a detailed look at notable transit system activities during 2012. "Preparing for the Future" provides an outlook on factors affecting future transit provision in Minnesota, including projections of future transit need and funding requirements to meet this need through public transit service.

This report is also produced to comply with the terms of Minn. Stat., Sec. 174.247 requiring that MnDOT annually analyze, compile and publish financial information for state-supported transit systems. The chart on page iii itemizes specific statutory guidelines for the report and indicates which sections meet the requirements of this legislation.

Federal and State Funding for Transit

This section outlines how federal and state funding is distributed among Minnesota's public transit systems. Minn. Stat., Sec. 174.247 requires that the transit report include "a summary of the differences in program implementation requirements and aid recipient eligibility between federal aid and state sources of funds." Federal and state funding levels directly impact the size of local transit system budgets.

FEDERAL FUNDING PROGRAMS FOR PUBLIC TRANSIT

Urbanized areas, defined by the U.S. Census as places with populations greater than 50,000, are eligible to receive Federal Transit Administration, Section 5307 Urbanized Area Formula Program grant funds. Each of Minnesota's eight eligible metropolitan areas receives these funds. The Section 5307 program allows areas with populations greater than 50,000 but less than 200,000 to spend funds on transit capital, planning and operations activities. Mankato's population surpassed 50,000 at the 2010 Census and the city began receiving these funds in federal fiscal year 2013. Fargo-Moorhead, Grand Forks-East Grand Forks, La Crosse-La Crescent, Rochester, Duluth and St. Cloud also receive these funds. For areas with populations greater than 200,000, federal assistance is available for capital and planning funds only. The seven-county Twin Cities metropolitan area falls in this funding category.

Metropolitan areas receive all Section 5307 grant funds directly from the FTA. As direct recipients of federal funds, metropolitan areas are individually responsible to the FTA for compliance with federal laws and regulations.

2012 Minnesota Public Transit Systems

Greater Minnesota: 57
Twin Cities Metro Area: 13
Commuter Rail route: 1
Light Rail route: 1

Rural and small urban areas, defined by the U.S. Census as places with populations less than 50,000, are eligible for Section 5311 Non-Urbanized Area Formula Program grant funds. Eligible recipients include states and registered tribes. In 2012, 57 sub-recipients received Section 5311 funds administered by MnDOT. Eligible sub-recipients include local government authorities, non-profit organizations or operators of public transportation or intercity bus service. This program supports transit systems in both Greater Minnesota and in rural areas of the seven-county Twin Cities metropolitan area. These funds are available for transit capital and operating assistance.

As the direct federal recipient of all Section 5311 funds, MnDOT solicits applications for funding, selects sub-recipients and enters into grant contracts with participating public transit operators. MnDOT is responsible for monitoring federal regulatory compliance by all Section 5311 sub-recipients in Greater Minnesota and the Twin Cities metropolitan area.

The federal transportation law, Moving Ahead for Progress in the 21st Century, created a new capital formula program called the Section 5339 Bus and Bus Facilities Program. The Metropolitan Council receives the Section 5339 formula funds for the Twin Cities metro area and MnDOT receives and distributes these funds for Greater Minnesota.

FEDERAL PROGRAMS SUPPORT LOCAL TRANSIT OPERATING AND CAPITAL PROJECTS

Sections 5307, 5311 and 5339 programs constitute the majority of federal transit funding in Minnesota and provide operating and capital support through formula grants to large urban, small urban and rural areas. In total, federal fiscal year 2013 funding through Sections 5307, 5311 and 5339 programs provided about \$79 million toward public transportation assistance in Minnesota. Other federal programs focus on specialized services, such as the Section 5310 formula grants for the enhanced mobility of elderly individuals and individuals with disabilities. MAP-21 consolidated two independent programs into other programs: the former Section 5316 Job Access/Reverse Commute program was incorporated into the Sections 5307 and 5311 programs and the Section 5317 New Freedom program was rolled into the Section 5310 program.

Table I depicts federal transit funding that Minnesota transit systems use and the total dollars provided by each program in federal fiscal year 2013.

Table I. FFY 2013 Federal Funding for Minnesota Transit

Program	Description	Total	% of Grand Total
5307	Urbanized Area Formula Program: Operating and capital assistance for public transportation in urban areas (including Duluth, East Grand Forks, La Crescent, Mankato, Moorhead, Rochester, St. Cloud and metropolitan Twin Cities)	\$57,513,304	26.0%
5309	New Starts: Capital funding for fixed guideway transportation investments	\$93,040,064	42.0%
FHWA Flexible Funds	Congestion Mitigation and Air Quality: Funding for transit capital projects	\$27,537,759	12.4%
	Surface Transportation Program: Funding for transit capital projects in Minnesota	\$5,533,600	2.5%
5311	Non-urbanized Area Formula Program: Capital and operating funding for small urban and rural areas; includes intercity bus transportation	\$15,256,471	6.9%
5311(b)(3)	Rural Transit Assistance Program: Research, training and technical assistance for transit operators in non-urbanized areas	\$242,597	.1%
5310	Elderly Individuals and Individuals with Disabilities Program: Capital and operating assistance grants for organizations that serve elderly and/or persons with disabilities	\$2,483,572	1.1%
5303/5304	Metropolitan Transportation Planning Program: Planning activities and technical assistance for public transit services	\$1,513,226	.7%
	Statewide Transportation Planning Program: Planning activities, technical studies and cooperative research for public transit services	\$292,447	.1%
5339	Bus and Bus Facilities Program: Funding to assist in procurement or construction of vehicles and facilities	\$6,458,234	2.9%
5337	State of Good Repair Program: Funding to upgrade rail transit systems and high-intensity motor bus systems that use high-occupancy vehicle lanes, including bus rapid transit	\$11,582,742	5.2%
Grand Total		\$221,454,016	100%

STATE PROGRAMS SUPPORT PUBLIC TRANSIT

State funding for public transit is appropriated from the general fund and from a percentage of motor vehicle sales tax revenue. The Metropolitan Council administers a portion of these funds to provide transit service in the seven-county Twin Cities metropolitan area. MnDOT administers the remaining portion of these funds to provide public transit services outside the seven-county Twin Cities metropolitan area.

2012 Minnesota
Public Transit Ridership

105.5 million
total passenger trips

11.6 million
Greater Minnesota
passenger trips

93.9 million
Twin Cities metro area
passenger trips

MnDOT disburses funds for Greater Minnesota transit through the Public Transit Participation Program. Greater Minnesota public transit providers apply annually for funding that may be used for operating, capital and planning activities. Eligibility is determined by Minn. Stat., Sec. 174.24, which states, "Any legislatively established public transit commission or authority, any county or statutory or home rule charter city providing financial assistance to or operating public transit, any private operator of public transit, or any combination thereof is eligible to receive financial assistance through the Public Transit Participation Program."

State law requires local participation in funding public transit services in Greater Minnesota. A statutory fixed-share funding formula sets a local share of operating costs by system classification as follows:

Elderly and disabled	15%
Rural (population less than 2,500)	15%
Small urban (population 2,500 - 50,000)	20%
Urbanized (population more than 50,000)	20%

State and federal funding for public transit covers the remaining 80 or 85 percent of operating costs awarded through the Public Transit Participation Program.

2012-2013 STATE PUBLIC TRANSIT ASSISTANCE

The level of service that Minnesota transit systems can provide is closely tied to the amount of funding provided by the state. In 2012, state funding covered approximately 62 percent of transit system operating costs in Minnesota. State funding for transit is determined by the Minnesota Legislature, which appropriates transit funding from the general fund on a biennial basis and sets the percentage of Motor Vehicle Sales Tax revenue dedicated to public transit. Metro area and Greater Minnesota transit both receive regular MVST revenues, with the metro area receiving 36 percent of statewide collections and Greater Minnesota receiving 4 percent (the remaining 60 percent of statewide collections are deposited in the highway user tax distribution fund).

Table II identifies levels of state transit funding for the 2012-13 biennium. For fiscal years 2012 and 2013, the Legislature appropriated a total of \$108,122,000 from the general fund for public transit in both Greater Minnesota and the Twin Cities metropolitan area. MVST revenues totalling \$486,448,000 were also used for public transit during the biennium.

In addition to regular MVST revenues, Greater Minnesota transit receives a portion of MVST revenues received from leased vehicles, which are also split among the state general fund and county state-aid highways. Through state fiscal year 2013, \$32 million in leased MVST revenues were sent to the state's general fund and the balance was split evenly between the county state-aid highway fund and Greater Minnesota transit. In fiscal year 2012, this fund yielded approximately \$9 million for Greater Minnesota transit.

Table II. State Transit Funding for 2012-2013

	2012	2013	Total
Greater Minnesota Transit			
Public transit assistance (general fund)	\$15,023,000	\$15,023,000	\$30,046,000
Greater MN transit account (MVST)	\$22,357,000	\$23,914,000	\$46,271,000
Greater MN transit account* (leased MVST revenues)	\$9,299,000	\$14,438,000	\$23,737,000
Greater Minnesota Total	\$46,679,000	\$53,375,000	\$100,054,000
Twin Cities Metro Area Transit			
Public transit assistance (general fund)	\$39,038,000	\$39,038,000	\$78,076,000
Metro Area transit account (MVST)	\$201,210,000	\$215,230,000	\$416,440,000
Twin Cities Metro Area Total	\$240,248,000	\$254,268,000	\$494,516,000
Statewide Total	\$286,927,000	\$307,643,000	\$594,570,000

*Leased MVST revenues are forwarded to MnDOT for Greater Minnesota in the fiscal year after they are collected. The figures shown in Table II were collected in the fiscal year listed in the table, but cannot be spent until the following fiscal year.

As the 2012-13 biennium progressed, there were slight improvements in funding for transit. No emergency cuts were made to general fund appropriations for transit while regular MVST receipts were slightly higher than originally forecasted. Greater Minnesota transit received 4 percent of MVST revenues in fiscal year 2012 and will continue to receive 4 percent in future years. Metro area transit received 36 percent of MVST revenues in fiscal year 2012 and will continue receiving funds at that level for the foreseeable future. As of February 2013, the forecast for leased MVST revenues for Greater Minnesota transit was \$11.5 million, but the actual total was \$14.4 million.

2014-2015 STATE PUBLIC TRANSIT ASSISTANCE

The amount of general fund dedicated to transit for the 2014-2015 biennium was increased during the 2013 legislative session. Greater Minnesota transit's general fund appropriation was increased from \$15 million per year in fiscal years 2012 and 2013 to \$16.4 million in 2015. Metro area transit also received an increase in general fund appropriations. Funding for fiscal years 2014 and 2015 reversed reductions made during the the 2012-2013 biennium in response to state budget deficits. Funding rose from \$39 million per year in fiscal years 2012 and 2013 to \$107.8 million in 2014 and \$77 million in 2015. Of the 2014 appropriation, \$37 million is for the Southwest Corridor (Green Line extension) light rail transit project and \$6 million is for the state's share toward operating costs for the Green Line (Central Corridor), set to open in summer 2014. Of the 2015 appropriation, \$12 million is for the state's share toward operating costs of the Green Line.

The 2013 legislative session also adjusted appropriations from leased MVST revenues to Greater Minnesota transit. The law temporarily limited the county state-aid highway fund's share of the amount of leased MVST revenues to \$9 million per year, leaving Greater Minnesota transit the remainder. Based on February 2013 Minnesota Management and Budget estimates, this should result in an additional \$4.5 million for Greater Minnesota transit in fiscal year 2014 and \$6.3 million in fiscal year 2015. Greater Minnesota transit's share of leased MVST reverts to 50 percent of the amount beyond \$32 million in fiscal year 2016.

Table III lists Minnesota Management and Budget's February, 2013 forecast for state transit funding in the 2014-2015 biennium.

Table III. State Transit Funding for 2014-2015

	2014	2015	Total
Greater Minnesota Transit			
Public transit assistance (general fund)	\$16,451,000	\$16,470,000	\$32,921,000
Greater MN transit account (MVST)	\$24,870,000	\$26,290,000	\$51,160,000
Greater MN transit account (leased MVST revenues)	\$18,015,000	\$21,590,000	\$39,605,000
Greater Minnesota total	\$59,336,000	\$64,350,000	\$123,686,000
Twin Cities Metro Area Transit			
Public transit assistance (general fund)	\$107,889,000	\$76,970,000	\$184,859,000
Metro Area transit account (MVST)	\$223,830,000	\$236,610,000	\$460,440,000
Twin Cities Metro Area total	\$331,719,000	\$313,580,000	\$645,229,000
Statewide total	\$391,055,000	\$377,930,000	\$768,985,000

2013 Major Accomplishments

CAPITAL FACILITIES SUPPORT GREATER MINNESOTA TRANSIT

Capital facilities support Greater Minnesota transit services by providing intermodal connections, supporting administrative functions, and providing covered space to house and maintain vehicle assets. Four capital facilities projects were under way in Greater Minnesota during 2012 and 2013.

In Redwing, Hiawathaland Transit completed a transit hub and park and ride at Highway 61 and Withers Harbor Drive. The project included office and meeting space, public restrooms, a waiting area and park and ride lot for 30 vehicles. The facility is served by public transit and a regional bicycling trail system. It is designed to allow transfers from intercity bus services and coach buses, both of which may serve the site in the future. In Albert Lea, Cedar Valley Services purchased land and constructed a five-stall garage for its buses and office facility large enough to handle future

service expansion. The facility combines office space, training space, and a wash bay and light maintenance bay for buses. In Mower County, Austin-Mower County Area Transit finished building renovations begun with funding received from the 2010 American Reinvestment and Recovery and realized decreased monthly utility costs as a result of energy efficiencies. In Northfield, the city conducted an environmental assessment to evaluate environmental impacts of the construction of a new transit hub facility and gather public input regarding project site alternatives. The city may pursue construction now that environmental documentation is complete.

MINNESOTA RIDE LINK IMPROVES VETERANS' ACCESS TO INFORMATION ABOUT RIDES

The U.S. Department of Transportation awarded \$1.19 million to MnDOT under a Veterans Transportation and Community Living Initiative discretionary grant in late 2011. Using these funds, MnDOT, the MN Department of Veterans Affairs, the MN Board on Aging and the MN Department of Human Services are partnering to enhance the existing MinnesotaHelp Network™, a virtual call center and website that facilitates referrals among human service agencies using a common communications platform. This project will extend this technology to transportation providers and veterans' organizations that provide rides to veterans, enabling these partners to easily refer consumers to other agencies in the network or to call center staff who can provide consumers individual assistance. As a result, veterans, military families and others can access information about a variety of rides and transit services via a single phone call or visit to the web site, minnesotahelp.info.

Phase I of the project was completed in 2013. Fifty-three agencies in southwest Minnesota received access to the communication tools and began using them to refer consumers to available resources. The tools will be made available throughout Greater Minnesota in 2014. In addition, improvements to MinnesotaHelp.info have made information about transit services easier to navigate on the web. Additional improvements will be made with grant funding later in 2014.

VOLUNTEER DRIVER PROGRAMS HELP RURAL MINNESOTANS

Many Greater Minnesota transit systems supplement bus services with individual rides provided by volunteers. These rides are available to the general public. In addition, Job Access Reverse Commute and New Freedom sub-recipients operate volunteer driver programs available to customers who meet eligibility criteria. Table IV depicts volunteer driver services provided in 2012.

Table IV. 2012 Greater Minnesota Volunteer Driver Program Statistics

Public transit systems operating volunteer driver programs	7
Passenger trips	40,969
Miles traveled	1,582,456
JARC/New Freedom programs operating volunteer driver programs	3
Passenger trips	58,507
Miles traveled	932,450

STATE'S FIRST BUS RAPID TRANSIT LINE OPENS FOR SERVICE

The METRO Red Line opened for service in June 2013. The region's first bus rapid transit line provides service to five stations on an 11-mile corridor from Apple Valley to the Mall of America, including the Apple Valley Transit Station, 147th Street, 140th Street, and Cedar Grove Transit Station. Service is available at frequent intervals, 15 hours a day, seven days a week. The service operates along Cedar Avenue/Highway 77 on bus-only shoulders and complements the express and local service in the corridor.

Preparing for the Future

TRANSPORTATION FINANCE ADVISORY COMMITTEE RECOMMENDS INCREASES IN TRANSIT FUNDING

Governor Mark Dayton appointed the Minnesota Transportation Finance Advisory Committee in 2011 to generate recommendations that support an environment in which Minnesota businesses can continue to grow, ensure that the state continues to be an attractive location for companies looking to expand and position Minnesota well into the future. TFAC was made up of industry experts, government officials and transportation advocates. The committee released its final report on Dec. 28, 2012, emphasizing that transportation investments should be a top priority of the state in the context of economic development, tax reform and overall competitiveness.

In addition to helping Minnesota compete economically for jobs and talent, the committee envisioned a world-class transportation system that enhances quality of life by connecting people to jobs, education, healthcare and more. TFAC recommendations related specifically to transit include:

- Add \$0.005 to the existing \$0.0025 cent sales tax for transit in the Twin Cities metropolitan area (five counties), which is estimated to generate \$200 million annually
- Direct \$32 million annually to Greater Minnesota Transit to address statutory required service (71 percent of revenue gap for Greater Minnesota Transit over 20 years is \$640 million)
- Capture the remaining leased vehicle sales tax from the state general fund (estimated at \$32 million annually) for transportation

TFAC anticipates that transit-dedicated sales tax options would provide sufficient funding to significantly expand the Twin Cities metropolitan transit system, improve the economic competitiveness of the Twin Cities, and allow the region to accelerate transit capital investments. The increased revenue for Greater Minnesota Transit would help achieve legislative goals for service in Greater Minnesota Transit and meet 71 percent of Greater Minnesota Transit need.

MNDOT PROJECTS OPERATING AND CAPITAL FUNDING REQUIREMENTS TO MEET FUTURE TRANSIT NEED

In 2010, MnDOT completed the Greater Minnesota Transit Investment Plan to estimate the need for transit services in Greater Minnesota and project the cost of providing additional public transit services to reduce unmet present and future need. MnDOT's model uses population size and transit trip rates to calculate transit need and translates this figure into service hours required to provide additional trips. MnDOT updates these figures annually to reflect current service hours and as new population projections are made available.

Table V depicts projected operating and capital costs of providing service hours to meet 100 percent of projected need during the next five years. Capital costs are a combination of replacement costs to maintain the current fleet size and the cost of additional vehicles to fully close the gap between current levels of service and new service required to meet 100 percent of estimated needs. Operating costs are based on the hours of service required to meet new levels of service to provide for the expanding population.

Table V. Cost (in millions) to Meet 100% of Projected Transit Need, 2013-2018

	2013	2014	2015	2016	2017	2018
Operating cost	\$111.4	\$114.3	\$117.3	\$120.4	\$123.7	\$127.1
Capital cost: vehicle replacement	\$11.3	\$11.6	\$11.9	\$12.3	\$12.6	\$13.0
Capital cost: additional vehicles	\$39.0	\$0.8	\$0.8	\$0.9	\$0.9	\$1.0
TOTAL	\$161.7	\$126.7	\$130.0	\$133.6	\$137.3	\$141.1

Between 2013 and 2030, MnDOT projects that transit need will grow from 18.7 million to 20 million passenger trips per year. To serve these trips, Greater Minnesota public transit systems would need to provide 1.83 million hours of service in 2013 and increase to 2.1 million hours of service in 2030. Table VI illustrates these figures and the total funds required to provide this additional transit service.

Table VI. Projected Transit Need and Cost (in millions) to Meet 100% of Need, 2013-2030

	2013	2015	2020	2025	2030
Total passenger demand	18.7	19.1	20.2	21.1	22.0
Service hours to meet demand	1.83	1.86	1.93	1.99	2.06
Annual operating cost	\$111.4	\$117.3	\$134.3	\$154.1	\$176.7
Average annual capital cost*	\$50.2	\$12.6	\$14.0	\$19.6	\$25.5
TOTAL	\$161.7	\$129.8	\$148.3	\$173.8	\$202.2

*Average annual capital cost includes replacement vehicles and additional vehicles.

Without sustained increases to future funding, Greater Minnesota public transit systems will not be able to sustain or expand the number of service hours currently provided. The Minnesota Legislature asked MnDOT to identify the cost of meeting 80 percent of transit need by 2015 and 90 percent of transit need by 2025. Table VII depicts the gap between projected revenues for transit and funds needed to meet this goal.

Table VII. Cost (in millions) to meet legislative targets: 2015 and 2025

	2013-2015 Costs and Revenues Required to Meet 80% of Transit Need in 2015		2016-2025 Costs and Revenues Required to Meet 90% of Transit Need in 2025	
	Capital	Operating	Capital	Operating
Projected costs to meet legislative targets	\$60.3	\$274.4	\$151.3	\$1,229.5
Period projected revenues*				
Federal STP	\$18.8		\$46.7	
Federal 5307 urban	\$24.8		\$82.6	
Federal 5311 non-urbanized	\$34.3		\$114.4	
Federal 5339 bus and bus facilities	\$5.8		\$19.2	
State general fund	\$47.3		\$162.5	
State MVST	\$73.8		\$316.7	
State leased MVST	\$54.1		\$200.7	
Period gap between costs and projected revenues	\$75.9		\$437.9	
Period gap paid by local share**	\$15.2		\$87.6	
Period federal and state funding gap	\$60.7		\$350.3	
Average annual federal and state funding gap	\$20.23		\$35.03	

*Federal Surface Transportation Program and Section 5339 Bus and Bus Facilities Program funds can only be used for capital. Federal Section 5307 Urban Formula Program funds are split equally between capital and operations. Federal Section 5311 Non-Urbanized Formula funds and all state funding sources can be used on capital or operations.

**Local share for capital expenditures is 20 percent. Local share for operating expenditures is statutorily set at a minimum of 15 percent for rural and paratransit service and 20 percent for urban service. In 2011, local share averaged 29 percent. For estimating purposes here, it is assumed at 20 percent for operating.

If future funding increases, MnDOT's highest priority for Greater Minnesota public transit service expansion is to establish service in locations without any existing public transit. Currently, only Waseca County has no form of public transit service available, although many counties do not have county-wide service. Assuming all eligible locations are served by public transit, MnDOT's top priorities for service expansion include:

- Expand service hours in the morning and night to serve more trips
- Expand multi-county services to link more communities
- Provide service on more days of the week
- Expand service frequencies and coverage
- Expand service to provide consistent levels of service statewide

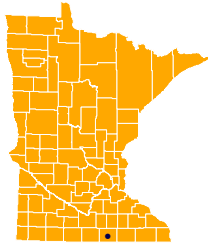
Conclusion

As we look to the future, public transportation will be increasingly important in helping residents access economic and social opportunity in their communities. As population growth and environmental considerations create even greater demands on public transit, MnDOT strives to make access to quality public transit systems available to citizens statewide. To assure that Minnesota is at the forefront of future transit strategies and financing, MnDOT will work proactively toward its mission to provide the highest quality, dependable multimodal transportation system.

This page intentionally left blank.

Transit System Fact Pages

ALBERT LEA TRANSIT



Contact Joanne Brackey
Title Transit coordinator
Street 2205 Myers Road
City State Zip Albert Lea MN 56007-3392
Telephone 507.379.1111
E-mail jbrackey@cedarvalleyservices.org
Website albertleatransit.org



2012 highlights

- Received \$850,000 for Albert Lea transit facility
- Increased ridership by 3%
- Continued to educate public with advertisements and local radio spots

System snapshot

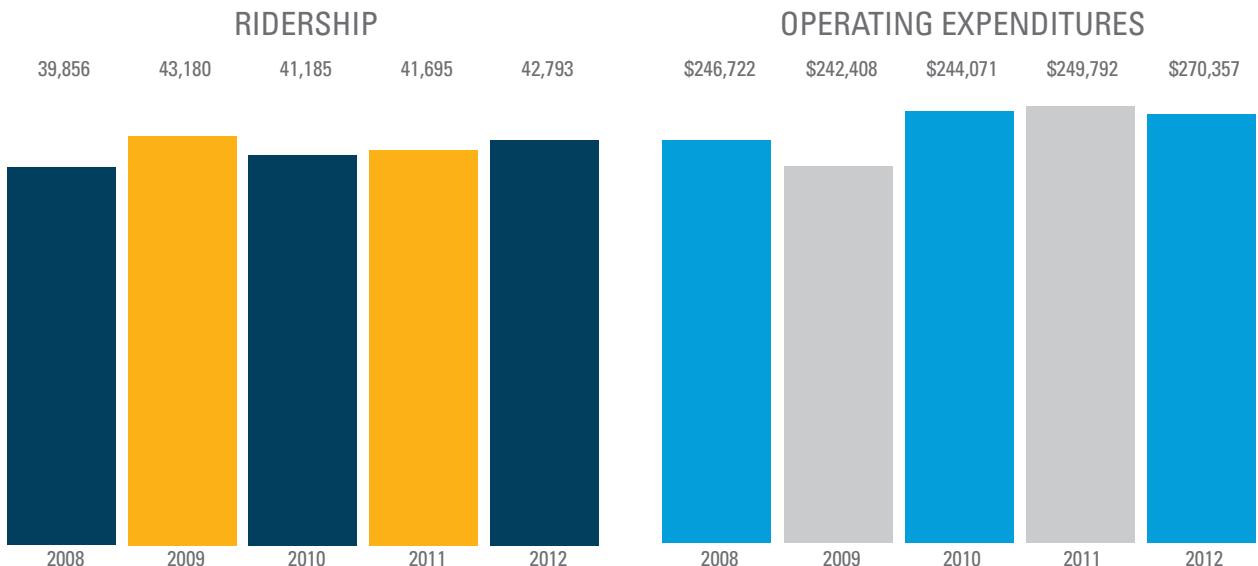
Legal Name Cedar Valley Services, Inc.
Governance Non-profit
Area Served Albert Lea
Legislative District 27A
Congressional District 1

System characteristics

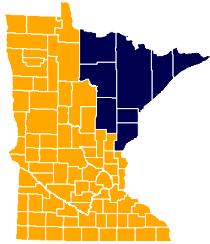
Vehicle fleet 3 Class 300
Service type Route deviation, dial-a-ride, subscription
Funding class Small urban

Hours of Operation
 Monday - Friday 7:00 am - 4:30 pm
 Saturday No service
 Sunday No service
Base fare \$1.50

System performance



ARROWHEAD TRANSIT



Contact Jack Larson
Title Transit director
Street 702 Third Avenue South
City State Zip Virginia MN 55792-2776
Telephone 218.735.6807
E-mail jack.larson@aeoa.org
Website arrowheadtransit.com



2012 highlights

- Branded system with new logo, bus color scheme and coordinated driver uniforms
- Centralized dispatching at the Gilbert facility
- Installed security cameras on all buses

System snapshot

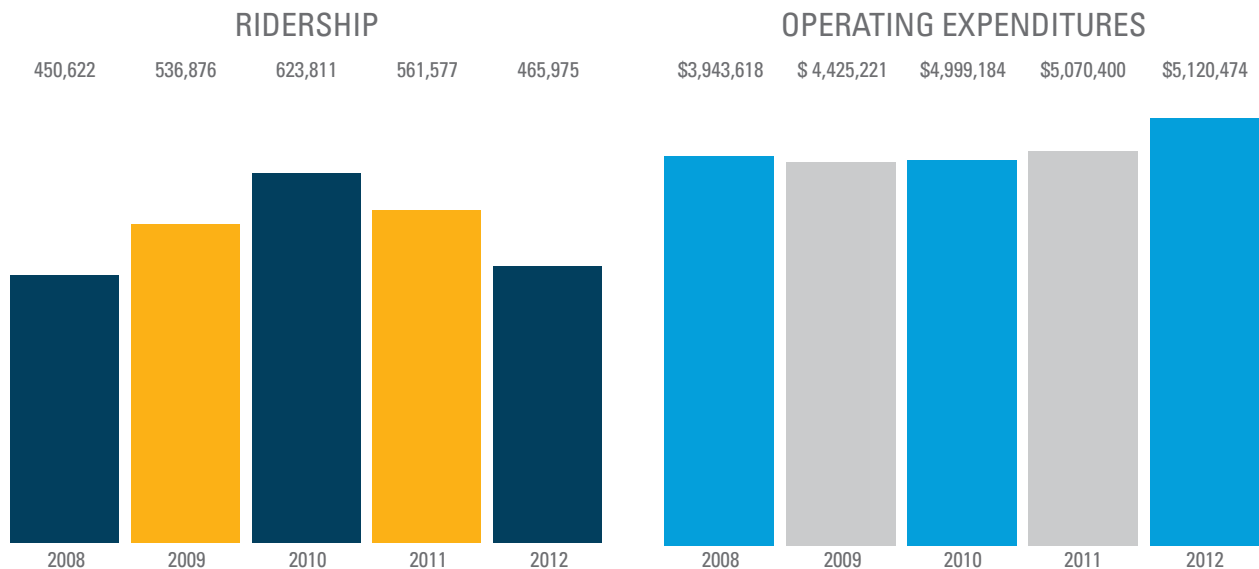
Legal Name Arrowhead Economic Opportunity Agency
Governance Community action program
Area Served Aitkin, Carlton, Cook, Itasca, Koochiching, Lake, Pine, St. Louis counties
Legislative District 03A, 03B, 06A, 06B, 07A, 07B, 10B, 11A, 11B, 31A, 32A
Congressional District 8

System characteristics

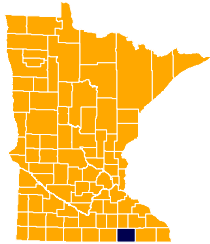
Vehicle fleet 10 Class 400, 67 Class 500
Service type Route deviation, dial-a-ride, route guarantee
Funding class Rural

Hours of Operation
 Monday - Friday 6:00 am - 6:00 pm
 Saturday 9:00 am - 6:00 pm
 Sunday 8:00 am - 4:00 pm
Base fare \$1.50

System performance



AUSTIN-MOWER COUNTY AREA TRANSIT



Contact Craig Oscarson
Title County coordinator
Street 201 First Street Northeast
City State Zip Austin MN 55912-3405
Telephone 507.437.9459
E-mail coscarson@co.mower.mn.us
Website amcattransit.org



2012 highlights

- Marketed leasable office space and signed tenant for additional revenue during 2013
- Reviewed potential merging strategies with neighboring transit systems

System snapshot

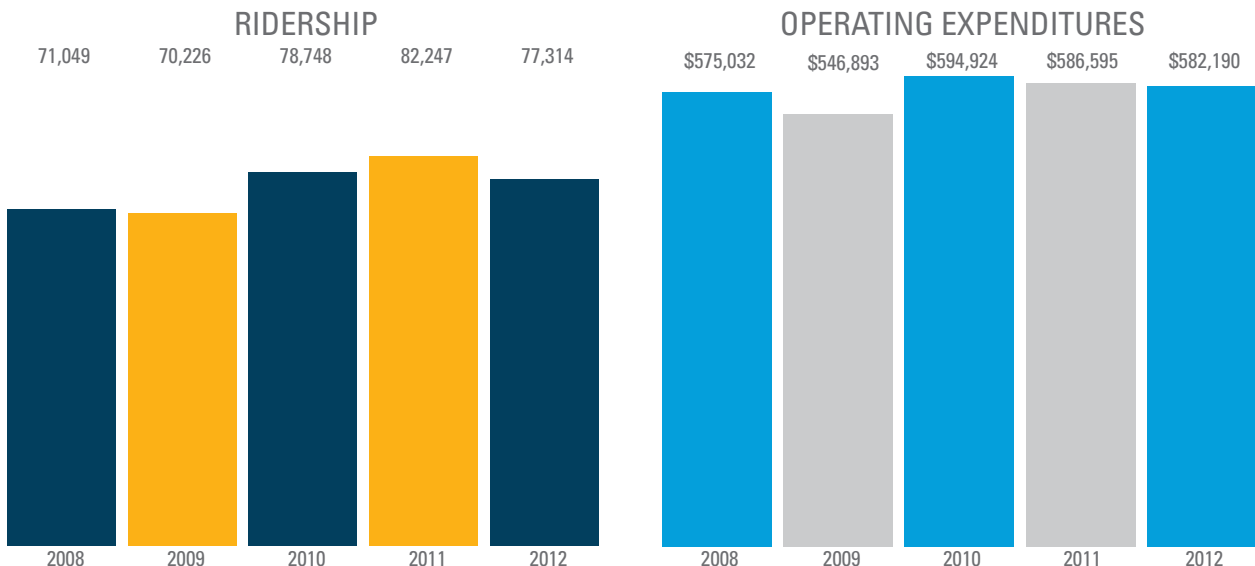
Legal Name AMCAT Joint Powers Board
Governance County
Area Served Austin, Mower County
Legislative District 27A, 27B
Congressional District 1

System characteristics

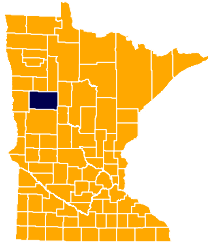
Vehicle fleet 10 Class 400
Service type Route deviation, dial-a-ride
Funding class Rural

Hours of Operation
 Monday - Friday 6:00 am - 6:00 pm
 Saturday 9:00 am - 5:00 pm
 Sunday No service
Base fare \$1.50 - \$2.50

System performance



BECKER COUNTY TRANSIT



Contact Rusty Haskins
Title Supervisor
Street 712 Minnesota Avenue
City State Zip Detroit Lakes MN 56501-3035
Telephone 218.847.1674
E-mail rdhaski@co.becker-mn.us
Website co.becker.mn.us



2012 highlights

- Upgraded dispatch center with digital communication equipment
- Increased ridership in volunteer driver program by 5%

System snapshot

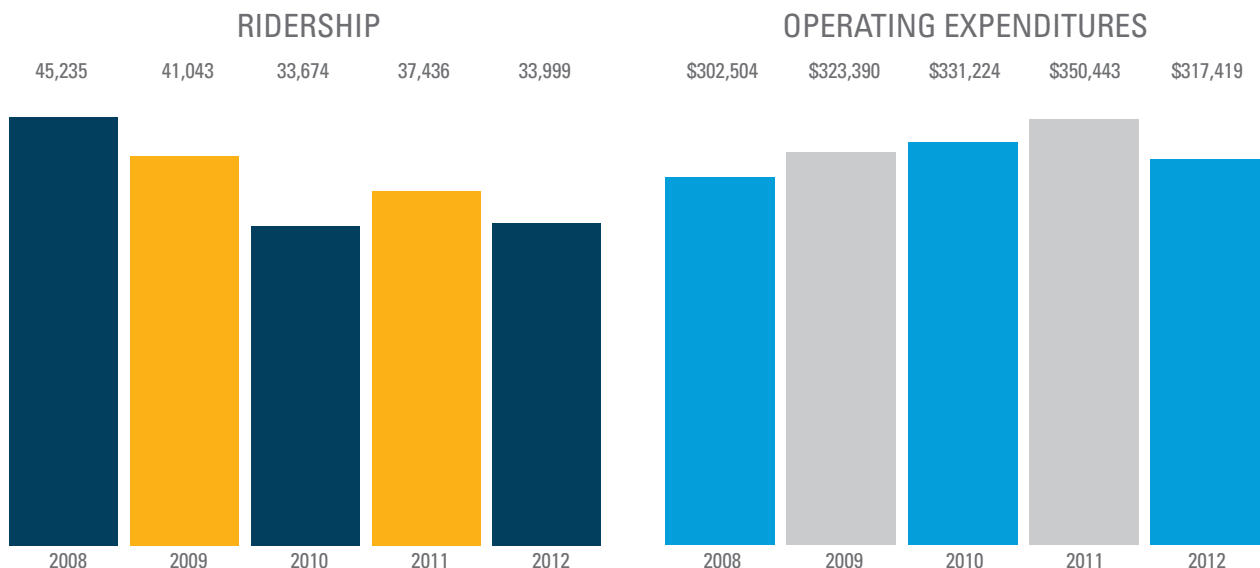
Legal Name Becker County Transit
Governance County
Area Served Detroit Lakes, Becker County
Legislative District 02B, 04B
Congressional District 7

System characteristics

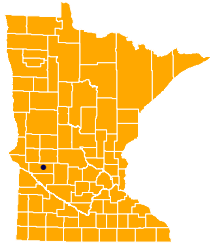
Vehicle fleet 5 Class 400
Service type Route deviation, dial-a-ride
Funding class Rural

Hours of Operation
 Monday - Friday 8:00 am - 6:00 pm
 Saturday No service
 Sunday No service
Base fare \$1.50

System performance



BENSON HEARTLAND EXPRESS



Contact Rob Wolfington
Title City manager
Street 1410 Kansas Avenue
City State Zip Benson MN 56215-1718
Telephone 320.843.4775
E-mail rob.wolfington@co.swift.mn.us
Website bensonmn.org



2012 highlights

- Hired a new transit lead driver to manage daily transit operations in Benson
- Investigated a partnership with Prairie Five Rides to consolidate operations or dispatch

System snapshot

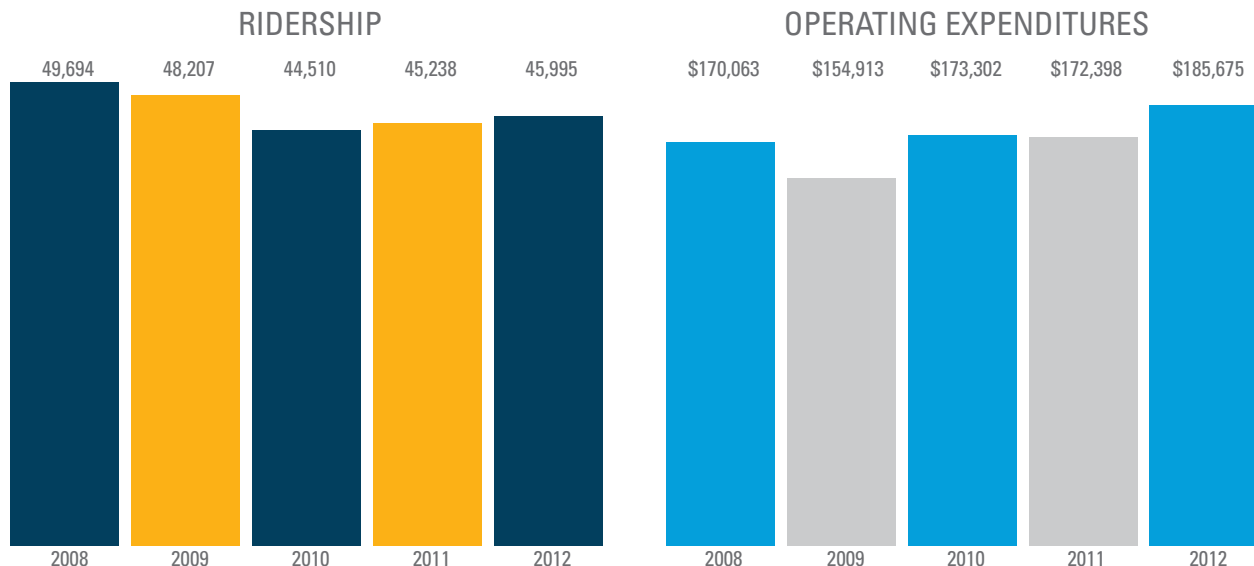
Legal Name City of Benson
Governance City
Area Served Benson
Legislative District 17A
Congressional District 7

System characteristics

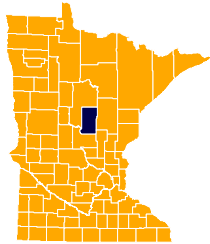
Vehicle fleet 3 Class 400
Service type Dial-a-ride
Funding class Small urban

Hours of Operation
Monday - Friday 7:00 am - 5:00 pm
Saturday 8:00 am - 12:30 pm
Sunday 7:30 am - 12:30 pm
Base fare \$1.00

System performance



BRainerd & Crow Wing Public Transit



Contact Tom Jay
Title Transit coordinator
Street 501 Laurel Street
City State Zip Brainerd MN 56401-3595
Telephone 218.828.6172
E-mail tjay@ci.brainerd.mn.us
Website ci.brainerd.mn.us/transit/



2012 highlights

- Began effort toward 2014 merger with *Pine River Ride with Us Bus*
- Secured funding and implemented new dispatching technology system-wide

System snapshot

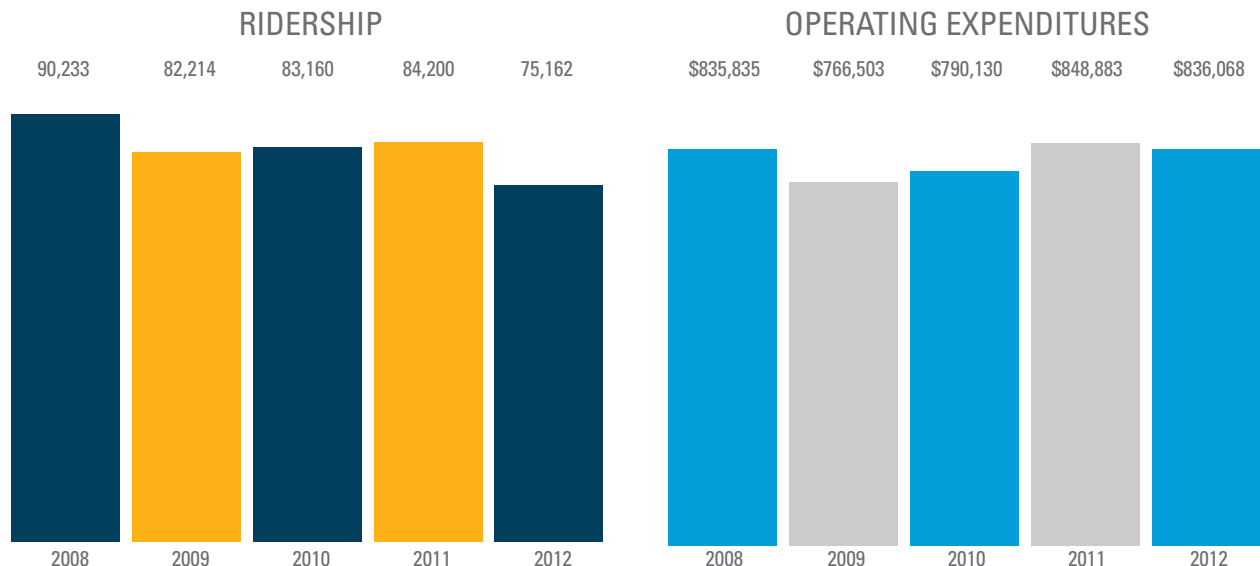
Legal Name City of Brainerd
Governance City
Area Served Brainerd, Baxter, Crow Wing County
Legislative District 10A, 10B
Congressional District 8

System characteristics

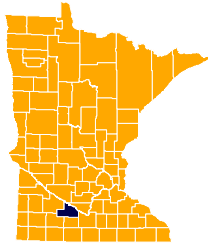
Vehicle fleet 8 Class 400
Service type Route deviation, dial-a-ride
Funding class Rural

Hours of Operation
 Monday - Friday 7:15 am - 4:30 pm
 Saturday No service
 Sunday No service
Base fare \$2.00

System performance



BROWN COUNTY HEARTLAND EXPRESS



Contact Bob Apitz
Title Transit coordinator
Street 117 Center Street, P. O. Box 788
City State Zip New Ulm MN 56073-0788
Telephone 507.354.8246
E-mail bob.apitz@co.brown.mn.us
Website co.brown.mn.us



2012 highlights

- Established second dispatcher position to more effectively manage ride scheduling and improve customer service and overall system delivery
- Routinely utilized RouteMatch webinar and customer support services to enhance knowledge of automated dispatch program capabilities throughout the first full year of implementation

System snapshot

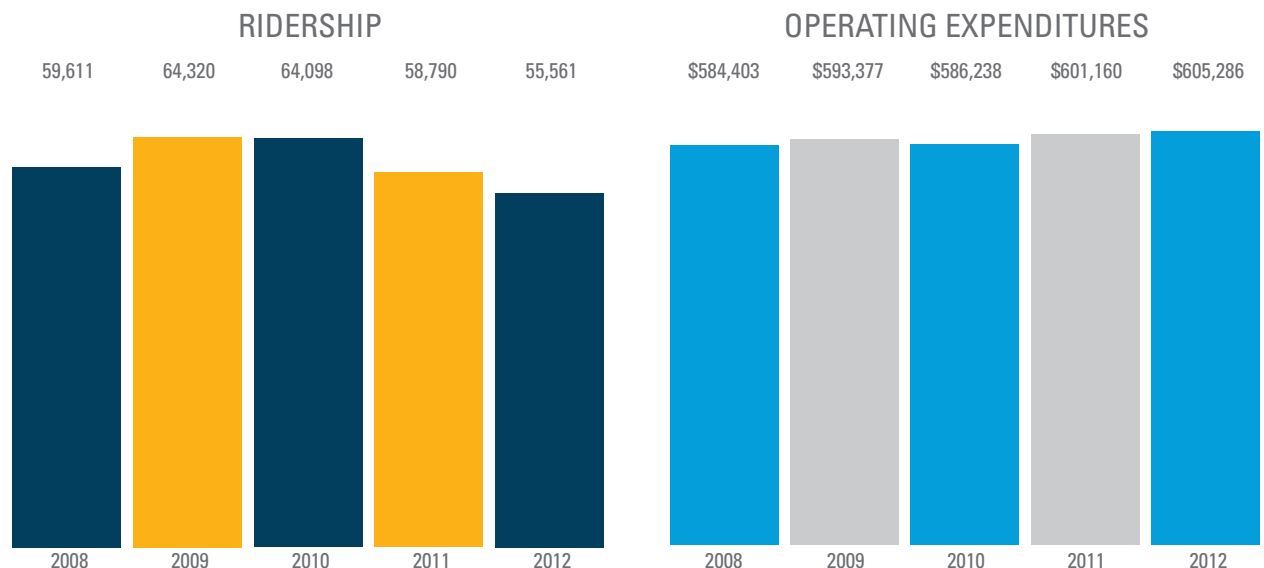
Legal Name Brown County Family Services
Governance County
Area Served New Ulm, Brown County
Legislative District 16B
Congressional District 1

System characteristics

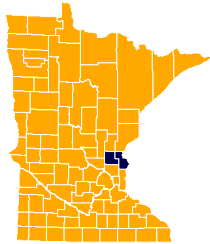
Vehicle fleet 5 Class 400
Service type Route deviation, dial-a-ride
Funding class Rural

Hours of Operation
Monday - Friday 7:15 am - 5:00 pm
Saturday No service
Sunday 8:00 am - 12:00 pm
Base fare \$1.50

System performance



CHISAGO-ISANTI COUNTY HEARTLAND EXPRESS



Contact Craig Rempp
Title Transit director
Street 245 Second Avenue Southeast
City State Zip Cambridge MN 55008-1653
Telephone 763.689.8130
E-mail craig.rempp@co.isanti.mn.us
Website co.isanti.mn.us



2012 highlights

- Worked with local developmental achievement centers to provide their clients the option to use public transit
- Expanded shop services to offer bus maintenance and service repairs to other public transit systems in the region

System snapshot

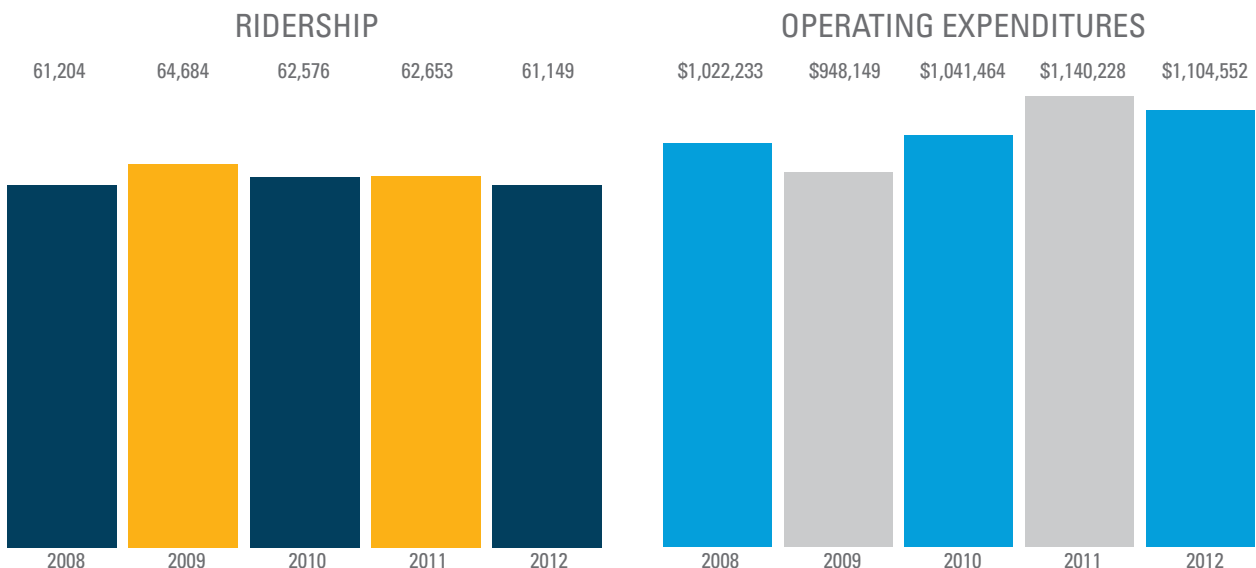
Legal Name Isanti County
Governance County
Area Served Chisago and Isanti counties
Legislative District 31A, 32A, 32B, 39A
Congressional District 8

System characteristics

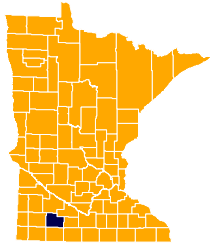
Vehicle fleet 12 Class 400
Service type Route deviation, dial-a-ride
Funding class Rural

Hours of Operation
 Monday - Friday 6:00 am - 6:00 pm
 Saturday No service
 Sunday No service
Base fare \$1.50 - \$3.50

System performance



COTTONWOOD COUNTY TRANSIT



Contact Cathleen Amick
Title Transportation director
Street 1400 South Saratoga Street
City State Zip Marshall MN 56258-3114
Telephone 507.537.7628 Ext. 1124
E-mail cathleen.amick@wcainc.org
Website wcainc.org/transit/



2012 highlights

- Prepared for and executed merger with Western Community Action, Inc. Western began providing service on January 1, 2013

System snapshot

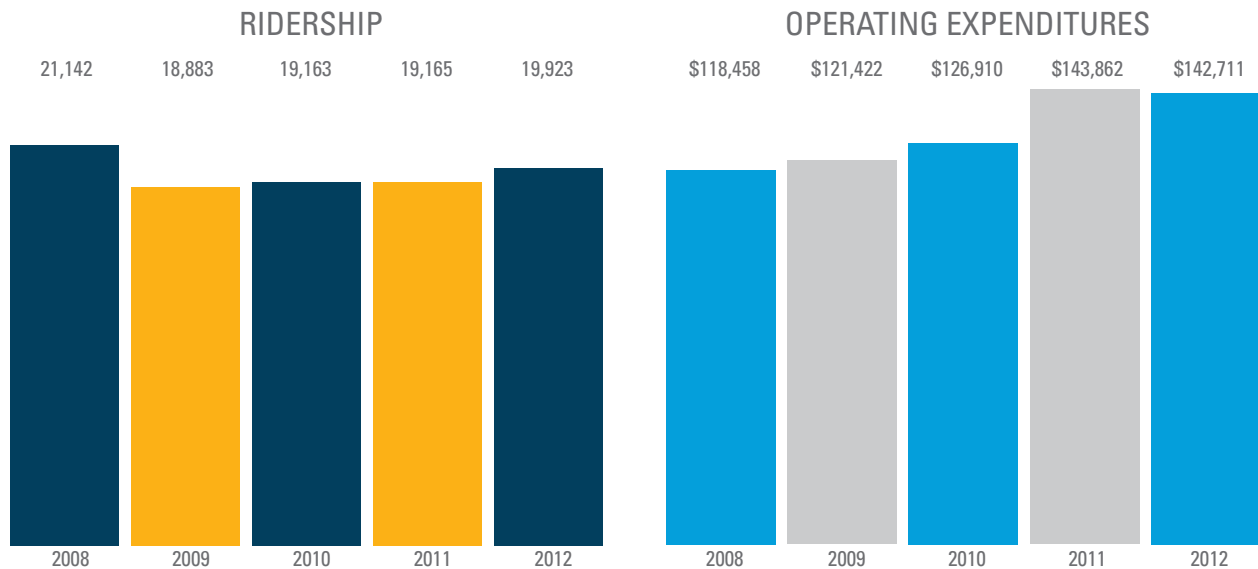
Legal Name Cottonwood County
Governance County
Area Served Cottonwood County
Legislative District 22B
Congressional District 1, 7

System characteristics

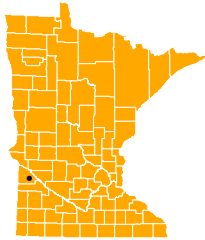
Vehicle fleet 2 Class 400
Service type Dial-a-ride
Funding class Rural

Hours of Operation
Monday - Friday 8:00 am - 4:00 pm
Saturday No service
Sunday No service
Base fare \$1.50 - \$2.00

System performance



DAWSON HEARTLAND EXPRESS



Contact Ted Nelson
Title Transportation program manager
Street 719 Seventh Street N., P. O. Box 159
City State Zip Montevideo MN 56265-0159
Telephone 320.269.6578
E-mail ted.nelson@prairiefive.com
Website prairiefive.com



2012 highlights

- Prepared for and executed merger with Prairie Five Rides on July 1, 2012. Statistics shown reported by City of Dawson for January through June 2012. Prairie Five Rides began service in July 2012.

System snapshot

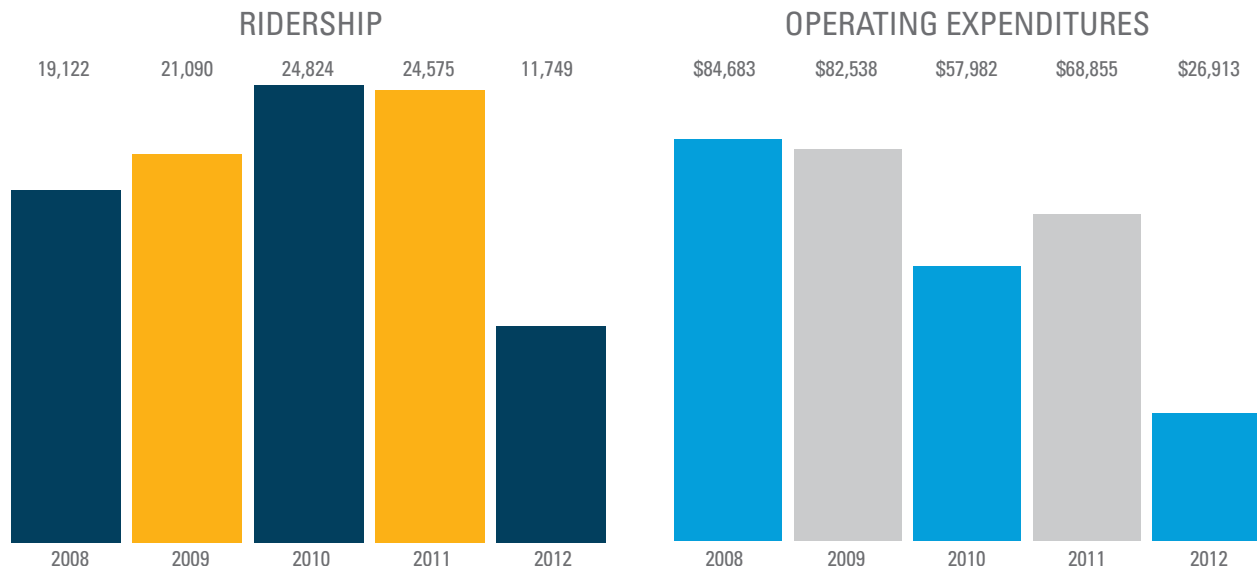
Legal Name City of Dawson
Governance City
Area Served Dawson
Legislative District 16A
Congressional District 7

System characteristics

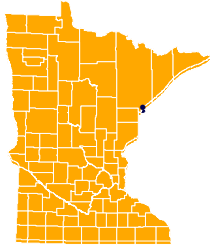
Vehicle fleet 1 Class 400
Service type Dial-a-ride
Funding class Rural

Hours of Operation
Monday - Friday 7:30 am - 4:30 pm
Saturday No service
Sunday No service
Base fare \$2.00

System performance



DULUTH TRANSIT AUTHORITY: REGULAR ROUTE



Contact Dennis E. Jensen
Title General manager
Street 2402 West Michigan Street
City State Zip Duluth MN 55806-1928
Telephone 218.623.4306
E-mail djensen@duluthtransit.com
Website duluthtransit.com



2012 highlights

- Secured all necessary funding for the new multimodal transportation center
- Provided five millionth ride under U-Pass program
- Purchased 10 new Gillig low floor heavy-duty transit buses

System snapshot

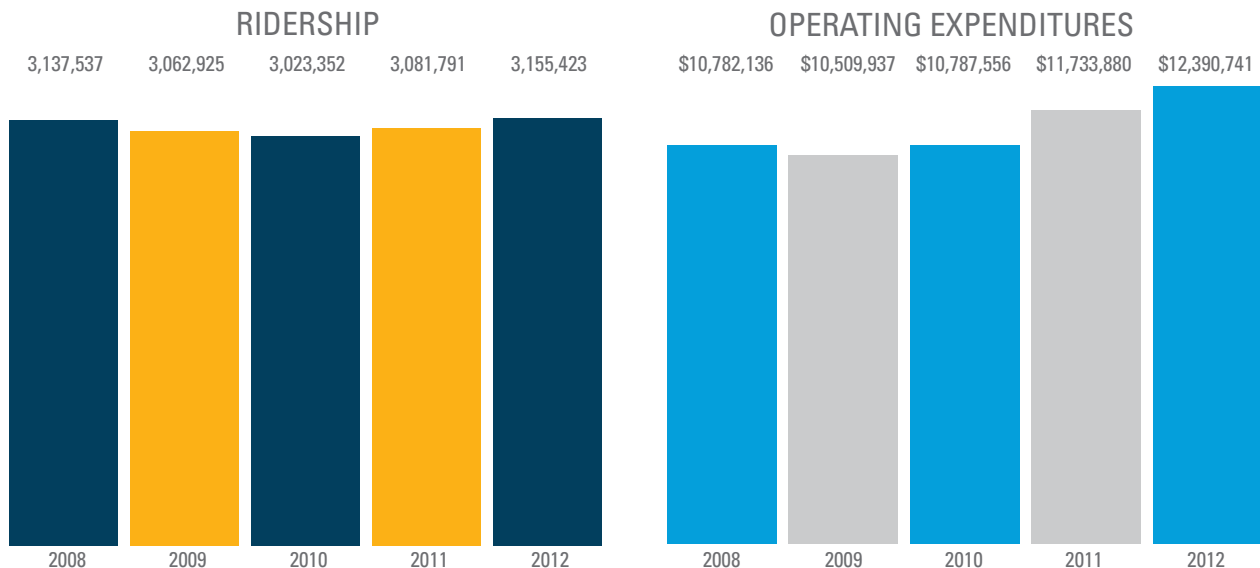
Legal Name Duluth Transit Authority
Governance City
Area Served Duluth, Hermantown, Proctor, Superior, WI
Legislative District 03B, 07A, 07B
Congressional District 8

System characteristics

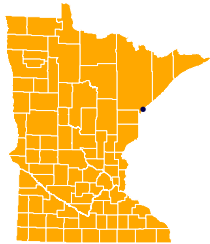
Vehicle fleet 63 Class 700
Service type Fixed route
Funding class Urban

Hours of Operation
 Monday - Friday 4:30 am - 12:30 am
 Saturday 6:02 am - 8:04 pm
 Sunday 7:37 am - 7:30 pm
Base fare \$0.75 - \$1.50

System performance



DULUTH TRANSIT AUTHORITY: STRIDE



Contact Dennis E. Jensen
Title General manager
Street 2402 West Michigan Street
City State Zip Duluth MN 55806-1928
Telephone 218.623.4306
E-mail djensen@duluthtransit.com
Website duluthtransit.com



2012 highlights

- Ridership increased 6% since 2011
- Ridership increased 11.1% since 2007

System snapshot

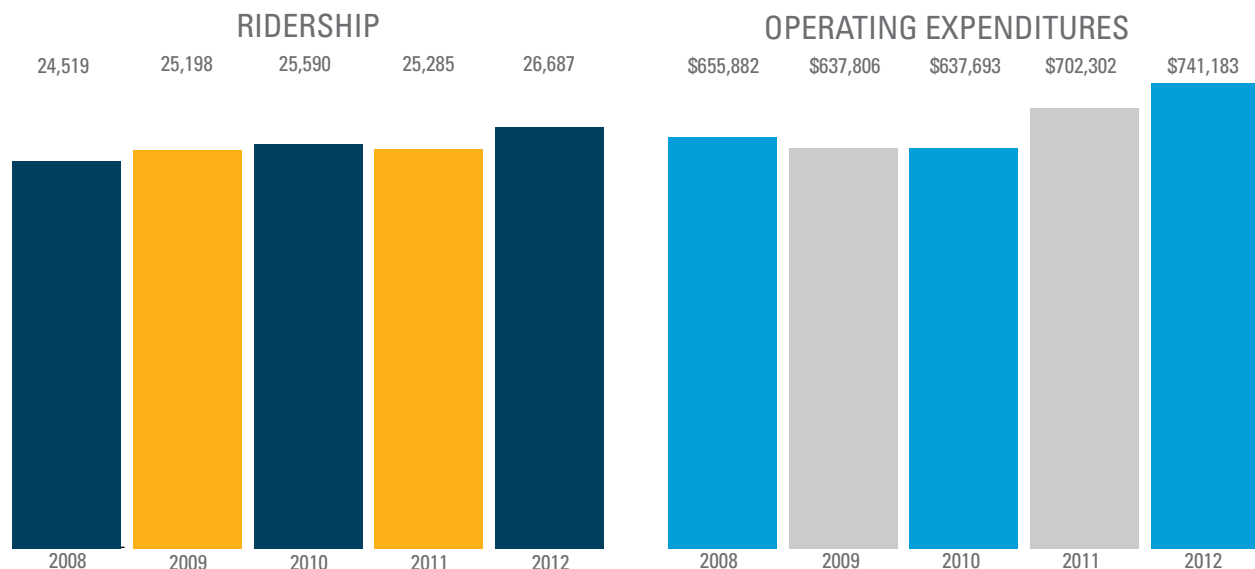
Legal Name Duluth Transit Authority
Governance City
Area Served Duluth, Hermantown, Proctor, Superior, WI
Legislative District 03B, 07A, 07B
Congressional District 8

System characteristics

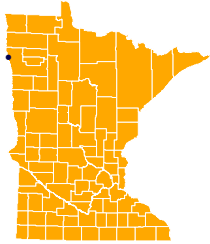
Vehicle fleet 9 Class 400
Service type Dial-a-ride
Funding class Complementary dial-a-ride

Hours of Operation
 Monday - Friday 4:30 am - 12:30 am
 Saturday 6:02 am - 8:04 pm
 Sunday 7:37 am - 7:39 pm
Base fare \$1.50 - \$3.00

System performance



EAST GRAND FORKS TRANSIT: REGULAR ROUTE



Contact Nancy Ellis
Title Planner
Street 600 DeMers Avenue
City State Zip East Grand Forks MN 56721-1840
Telephone 218.773.0124
E-mail nellis@egf.mn
Website grandforksgov.com



2012 highlights

- Increased ridership by 28% from 2011

System snapshot

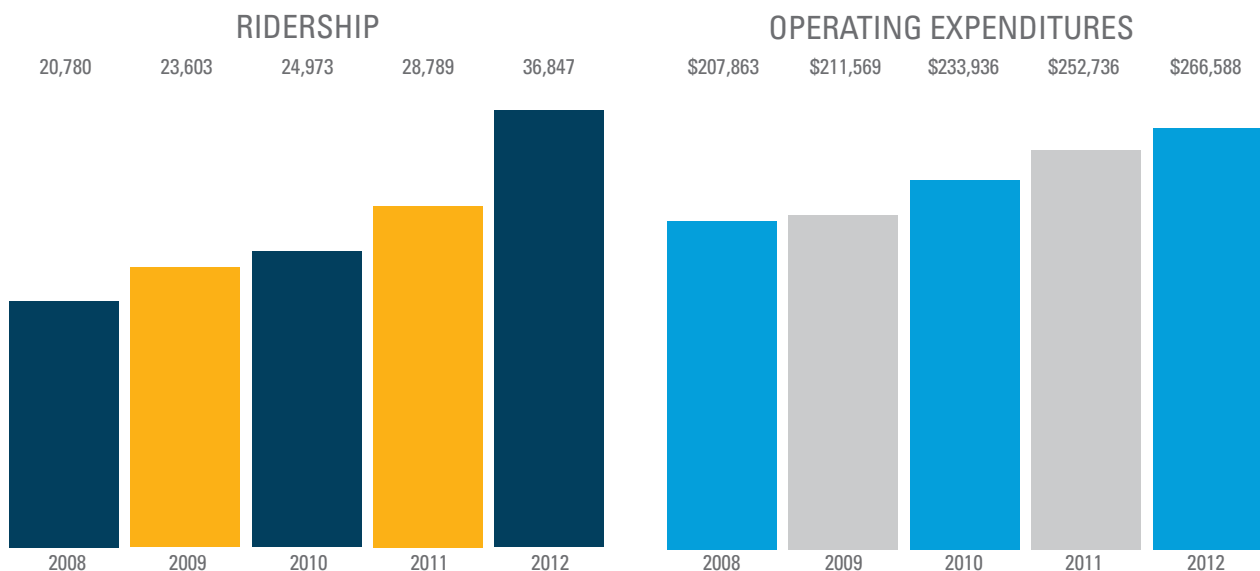
Legal Name City of East Grand Forks
Governance City
Area Served East Grand Forks
Legislative District 01B
Congressional District 7

System characteristics

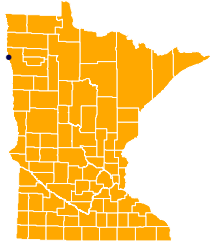
Vehicle fleet 1 Class 500
Service type Fixed route
Funding class Urban

Hours of Operation
 Monday - Friday 7:00 am - 6:00 pm
 Saturday 8:00 am - 6:00 pm
 Sunday No service
Base fare \$1.50

System performance



EAST GRAND FORKS TRANSIT: DIAL-A-RIDE



Contact Nancy Ellis
Title Planner
Street 600 DeMers Avenue
City State Zip East Grand Forks MN 56721-1840
Telephone 218.773.0124
E-mail nellis@egf.mn
Website grandforksgov.com



2012 highlights

- Increased ridership 4% over 2011
- Continued partnership with city of Grand Forks

System snapshot

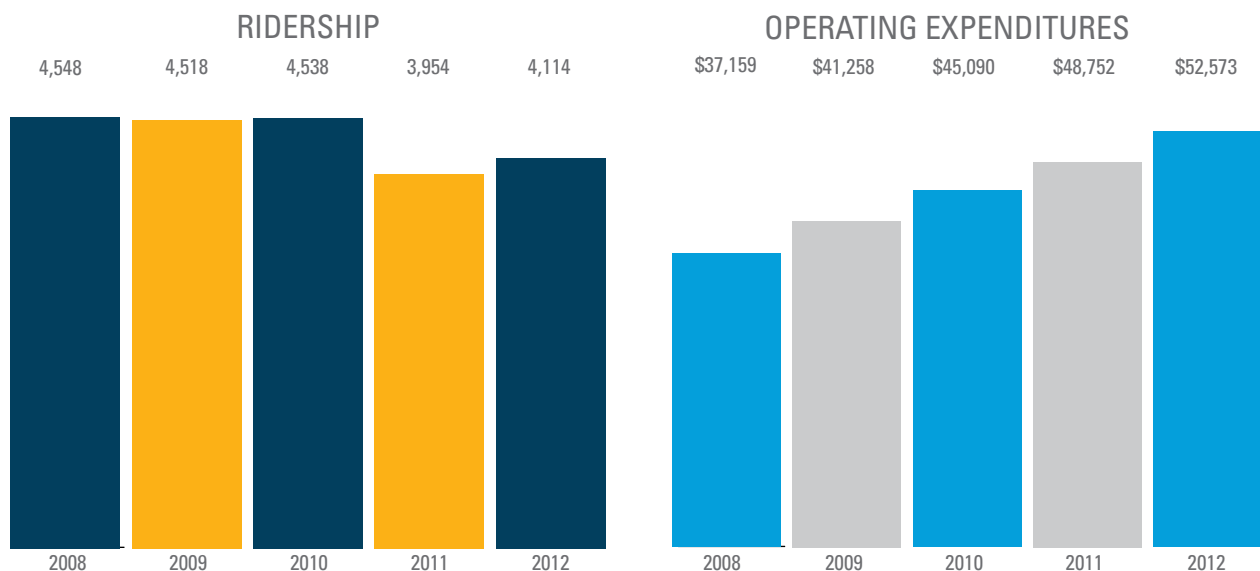
Legal Name City of East Grand Forks
Governance City
Area Served East Grand Forks
Legislative District 01B
Congressional District 7

System characteristics

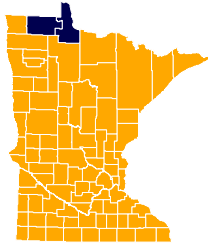
Vehicle fleet 6 minivans
Service type Complementary dial-a-ride
Funding class Urban

Hours of Operation
 Monday - Friday 6:00 am - 10:00 pm
 Saturday 8:00 am - 10:00 pm
 Sunday No service
Base fare \$3.00

System performance



FAR NORTH PUBLIC TRANSIT



Contact Steve Butler
Title Manager
Street 215 S. Main Street, P. O. Box 189
City State Zip Roseau MN 56751-1422
Telephone 218.463.3238
E-mail rccoa@wiktel.com
Website farnorthtransit.com



2012 highlights

- Increased student rides by 10%
- Established a summer activities ride program for school-age children near Warroad
- Began partnership efforts with Paul Bunyan to share dispatch services in the Baudette area

System snapshot

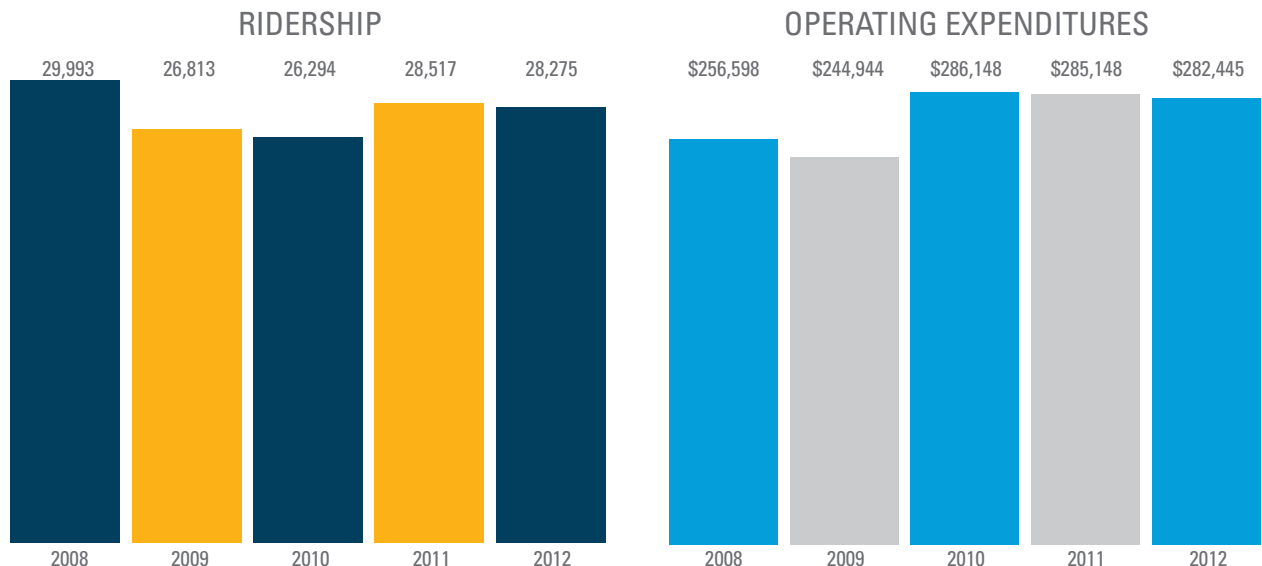
Legal Name Roseau County Committee on Aging
Governance Joint powers
Area Served Roseau and Lake of the Woods counties
Legislative District 01A, 02A
Congressional District 7

System characteristics

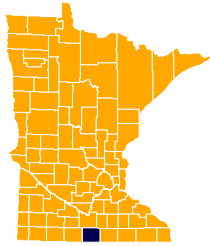
Vehicle fleet 4 Class 400
Service type Route deviation, dial-a-ride
Funding class Rural

Hours of Operation
 Monday - Friday 7:00 am - 5:00 pm
 Saturday No service
 Sunday No service
Base fare \$1.00 - \$1.50

System performance



FARIBAUT COUNTY PRAIRIE EXPRESS



Contact Bonita Zimmer
Title Transit coordinator
Street 415 N. Main Steet, P. O. Box 130
City State Zip Blue Earth MN 56013-5528
Telephone 507.526.7433
E-mail bonita.zimmer@co.faribault.mn.us
Website co.faribault.mn.us



2012 highlights

- Continued service to cities in neighboring counties
- Continued expanded service hours, increased ridership 6%, and lowered overall operating costs

System snapshot

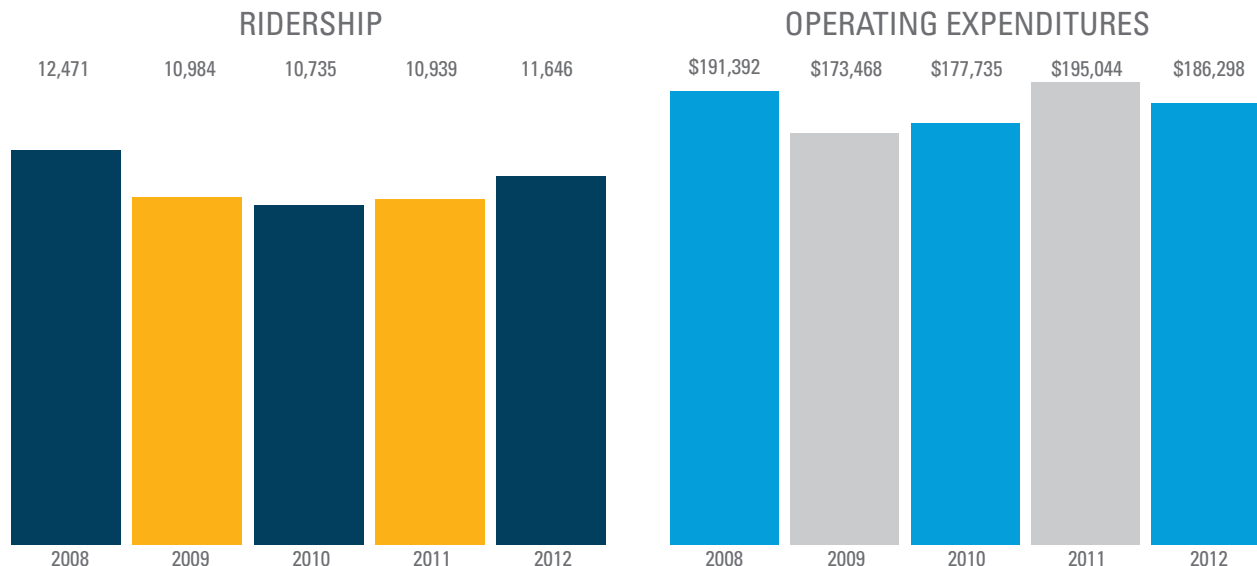
Legal Name Faribault County
Governance County
Area Served Faribault County
Legislative District 23A, 27A
Congressional District 1

System characteristics

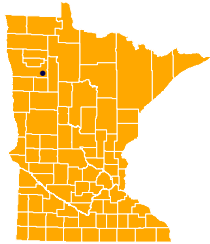
Vehicle fleet 2 Class 400
Service type Dial-a-ride
Funding class Rural

Hours of Operation
Monday - Friday 7:00 am - 5:00 pm
Saturday No service
Sunday No service
Base fare \$3.00 - \$6.00

System performance



FOSSTON TRANSIT



Contact Charles Lucken
Title City administrator
Street 220 East First Street
City State Zip Fosston MN 56542-1337
Telephone 218.435.1959
E-mail chuck.lucken@fosston.com
Website fosston.com



2012 highlights

- Worked with the Ministerial Association to ensure continued Sunday bus service

System snapshot

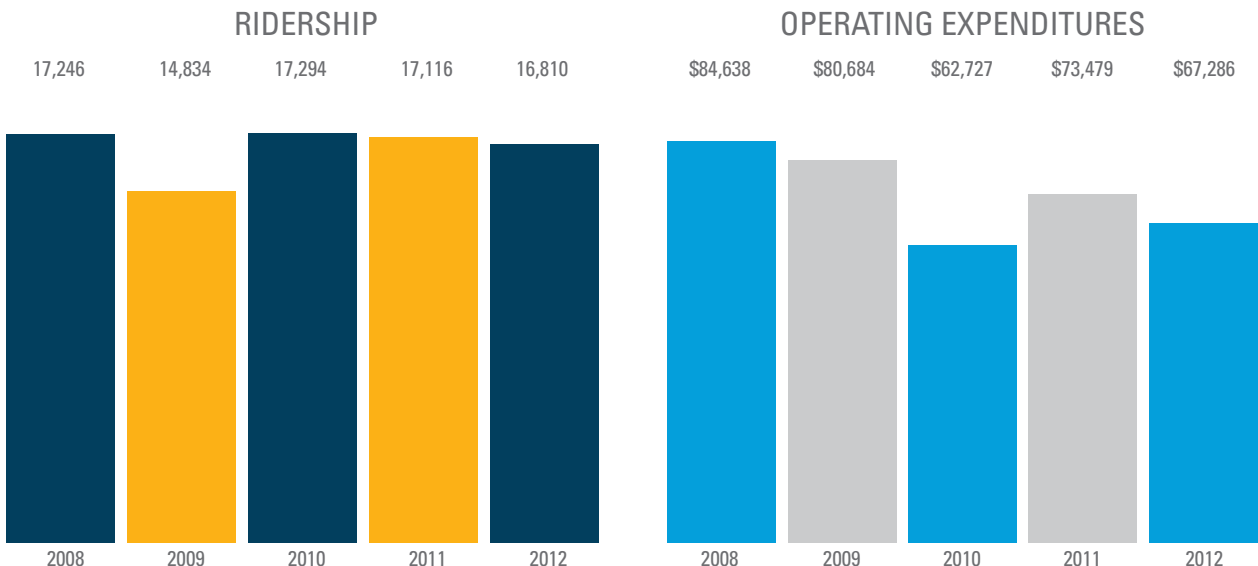
Legal Name City of Fosston
Governance City
Area Served Fosston
Legislative District 01B
Congressional District 7

System characteristics

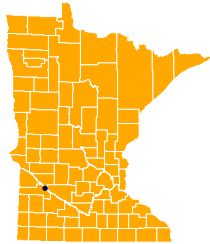
Vehicle fleet 1 Class 400
Service type Dial-a-ride
Funding class Rural

Hours of Operation
Monday - Friday 8:00 am - 4:30 pm
Saturday No service
Sunday 8:00 am - 12:00 pm
Base fare \$0.50

System performance



GRANITE FALLS HEARTLAND EXPRESS



Contact Dennis Smith
Title Transit director
Street 641 Prentice Street
City State Zip Granite Falls MN 56241-1517
Telephone 320.564.3011 Ext. 7
E-mail transit@granitefalls.com
Website granitefalls.com



2012 highlights

- Participated in local events to increase awareness of public transit
- Improved coordination with area day cares
- Had a crash-free year

System snapshot

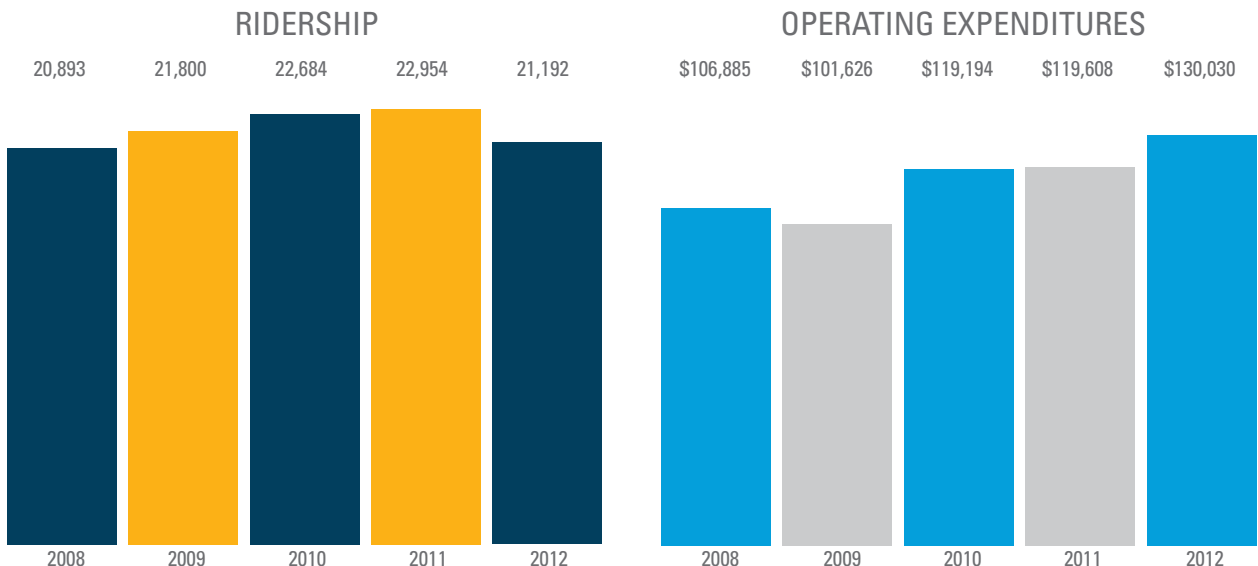
Legal Name City of Granite Falls
Governance City
Area Served Granite Falls
Legislative District 16A, 17A
Congressional District 7

System characteristics

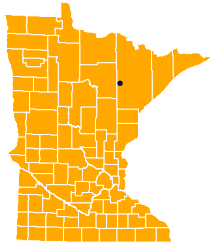
Vehicle fleet 1 Class 400
Service type Dial-a-ride
Funding class Small urban

Hours of Operation
 Monday - Friday 6:30 am - 5:30 pm
 Saturday No service
 Sunday 7:00 am - noon
Base fare \$2.00

System performance



HIBBING AREA TRANSIT



Contact Sherri A. Renskers
Title Finance director
Street 401 East 21st Street
City State Zip Hibbing MN 55746-1854
Telephone 218.262.3486 Ext. 714
E-mail srenskers@ci.hibbing.mn.us
Website hibbing.mn.us



2012 highlights

- Hosted Defensive Driving/Maltreatment Awareness training
- Improved timeliness of dial-a-ride pick-ups

System snapshot

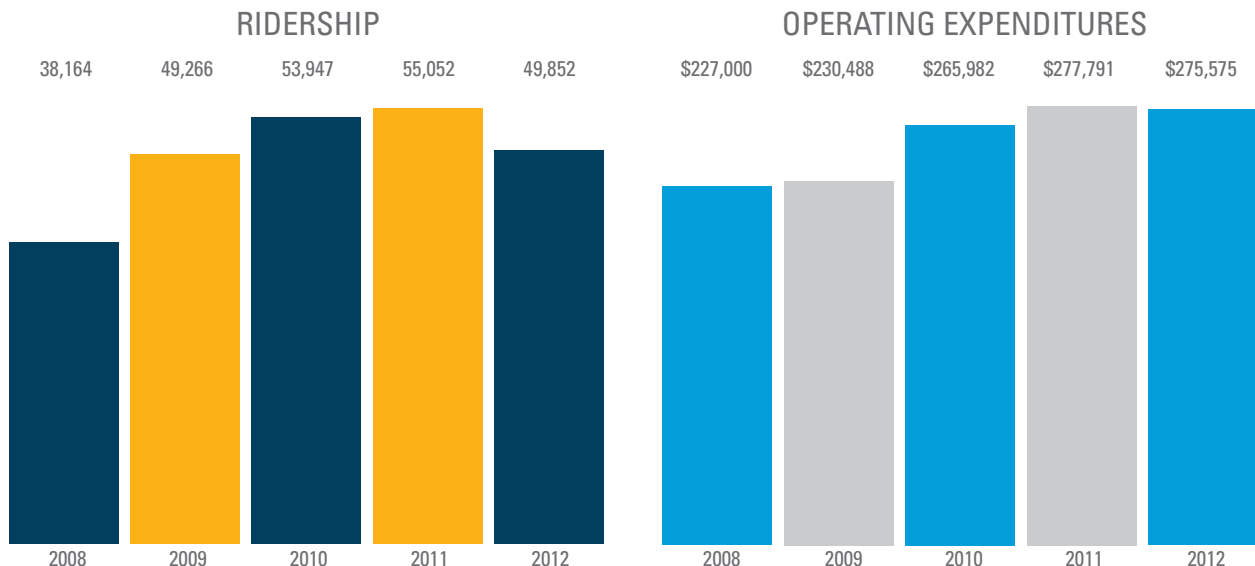
Legal Name City of Hibbing
Governance City
Area Served Hibbing
Legislative District 06A
Congressional District 8

System characteristics

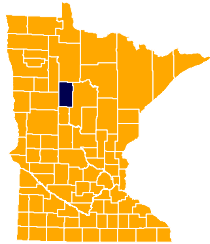
Vehicle fleet 4 Class 500
Service type Route deviation, dial-a-ride
Funding class Small urban

Hours of Operation
 Monday - Friday 6:00 am - 8:00 pm
 Saturday 9:00 am - 3:00 pm
 Sunday 9:00 am - 2:00 pm
Base fare \$2.00

System performance



HUBBARD COUNTY HEARTLAND EXPRESS



Contact Linda Bair
Title Transit coordinator
Street 205 Court Avenue
City State Zip Park Rapids MN 56470-1483
Telephone 218.732.9328
E-mail lbair@co.hubbard.mn.us
Website parkrapids.com/transportation



2012 highlights

- Added contracts with County Veterans Service Officers to increase access for veterans
- Offered summer recreation passes for kids, increasing youth ridership by 14%

System snapshot

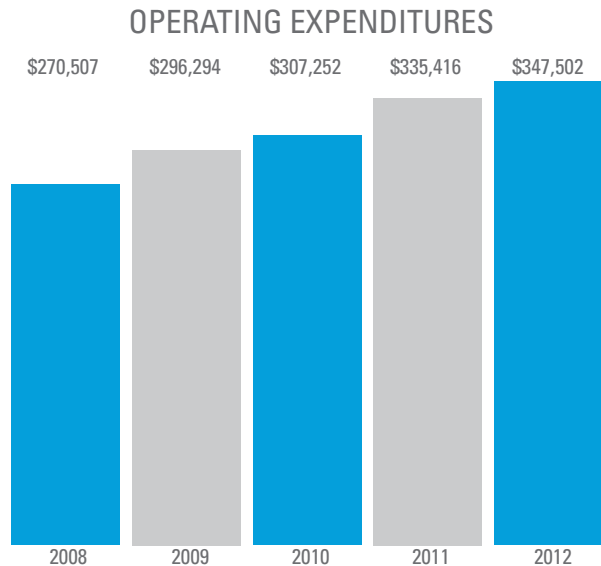
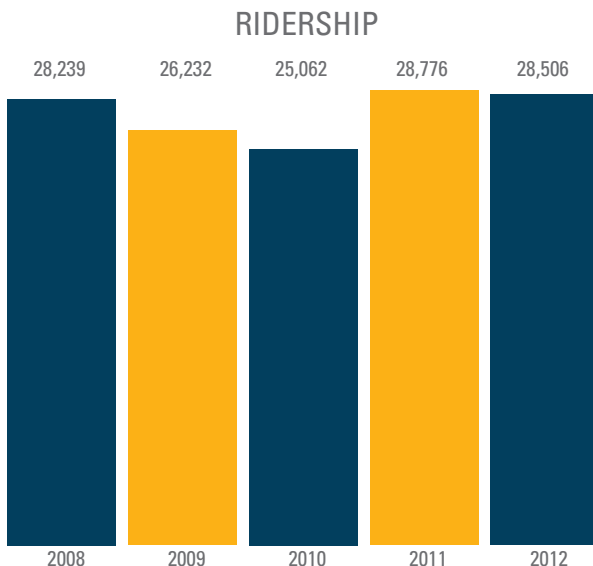
Legal Name Hubbard County
Governance County
Area Served Hubbard County
Legislative District 02A, 02B, 05A
Congressional District 8

System characteristics

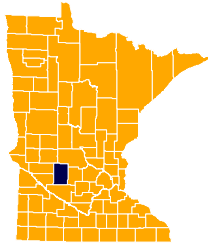
Vehicle fleet 4 Class 400
Service type Route deviation, dial-a-ride, volunteer
Funding class Rural

Hours of Operation
Monday - Friday 6:15 am - 5:00 pm
Saturday No service
Sunday No service
Base fare \$1.50

System performance



KANDIYOHI AREA TRANSIT



Contact Tiffany Collins
Title Transit director
Street 1320 22nd St. S.W., P. O. Box 186
City State Zip Willmar MN 56201-0186
Telephone 320.214.7433
E-mail tcollins@katbus.org
Website katbus.org



2012 highlights

- Increased Saturday ridership by 10%
- Created efficiencies and added access on JARC route
- Adjusted service to provide more service to adult day services and community-based workplaces

System snapshot

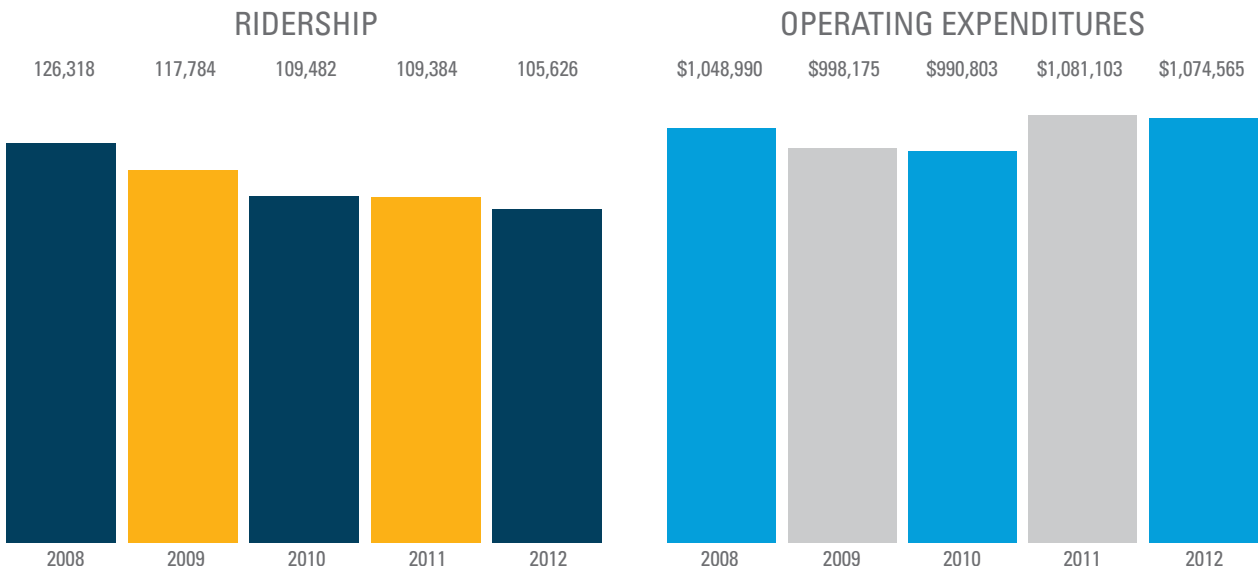
Legal Name Kandiyohi Area Transit Joint Powers Board
Governance Joint powers board
Area Served Willmar, Kandiyohi County
Legislative District 17A, 17B
Congressional District 7

System characteristics

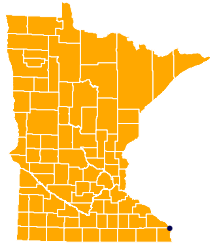
Vehicle fleet 9 Class 400, 3 Class 500
Service type Route deviation, demand response
Funding class Rural

Hours of Operation
Monday - Friday 5:30 am - 5:30 pm
Saturday 8:00 am - 4:30 pm
Sunday No service
Base fare \$0.75 - \$1.50

System performance



LA CRESCENT APPLE EXPRESS



Contact Keith Lee
Title Transit manager
Street 315 Main Street
City State Zip La Crescent MN 55947-1158
Telephone 608.789.7350
E-mail leek@cityoflacrosse.org
Website cityoflacrosse.org



2012 highlights

- Partnered with Google to include transit information on Google Maps
- Added trip planner to website
- Developed System Security and Emergency Preparedness Plan
- Hosted joint Minnesota/Wisconsin Public Transportation Conference in La Crosse

System snapshot

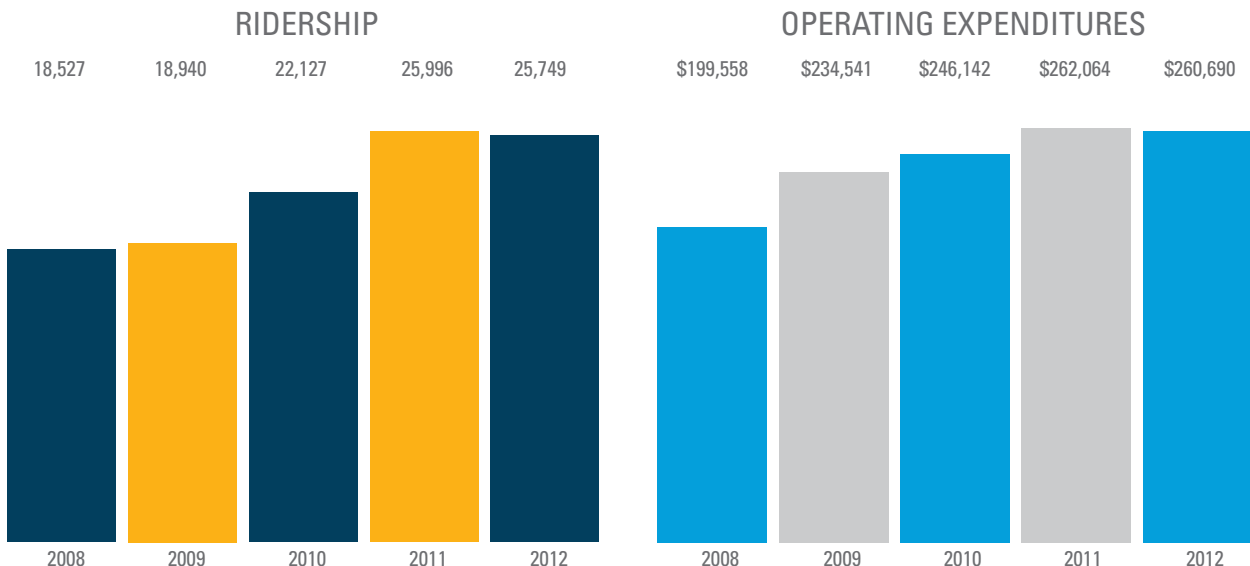
Legal Name City of La Crescent
Governance City
Area Served La Crescent, MN, La Crosse, WI
Legislative District 28B
Congressional District 1

System characteristics

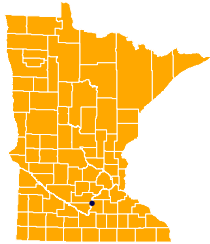
Vehicle fleet 1 Class 600
Service type Route deviation
Funding class Urban

Hours of Operation
 Monday - Friday 6:00 am - 6:00 pm
 Saturday No service
 Sunday No service
Base fare \$0.75-\$1.50

System performance



LE SUEUR HEARTLAND EXPRESS



Contact Sandi Owen
Title Transit manager
Street 601 South Fifth Street
City State Zip Le Sueur MN 56058-2239
Telephone 507.665.6211
E-mail sowen@cityoflesueur.com
Website cityoflesueur.com



2012 highlights

- Continued to operate within budget

System snapshot

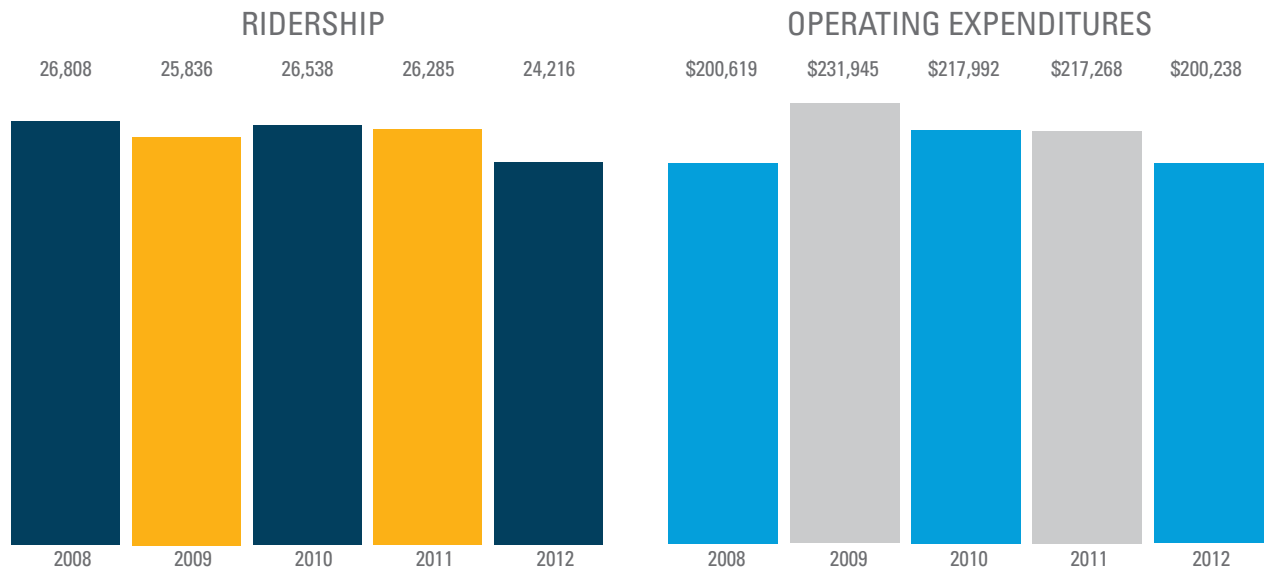
Legal Name City of Le Sueur
Governance City
Area Served Le Sueur
Legislative District 20A
Congressional District 1

System characteristics

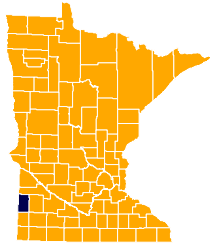
Vehicle fleet 2 Class 400
Service type Route deviation, dial-a-ride, route guarantee, subscription
Funding class Small urban

Hours of Operation
Monday - Friday 7:00 am - 4:30 pm
Saturday No service
Sunday No service
Base fare \$2.00

System performance



LINCOLN COUNTY HEARTLAND EXPRESS



Contact Cara Nielsen
Title Transportation director
Street 319 N. Rebecca Street, P. O. Box 29
City State Zip Ivanhoe MN 56142-9572
Telephone 507.694.1813
E-mail cnielsen@co.lincoln.mn.us
Website co.lincoln.mn.us



2012 highlights

- Began conversations with partners about potential coordination opportunities
- Gathered input from riders to help improve service

System snapshot

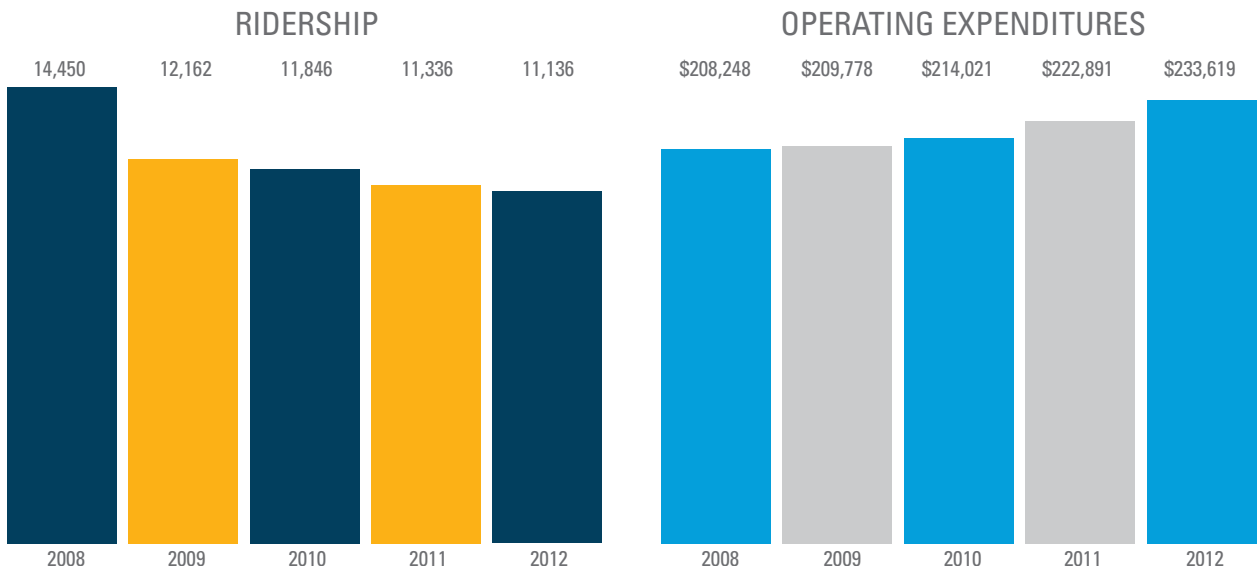
Legal Name Lincoln County
Governance County
Area Served Lincoln County
Legislative District 22A
Congressional District 7

System characteristics

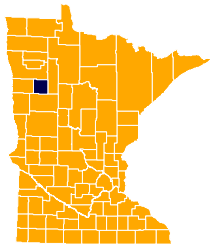
Vehicle fleet 3 Class 400
Service type Dial-a-ride
Funding class Rural

Hours of Operation
Monday - Friday 8:00 am - 4:30 pm
Saturday No service
Sunday No service
Base fare \$2.00

System performance



MAHNOMEN COUNTY HEARTLAND EXPRESS



Contact Karen Hanson
Title Transportation coordinator
Street P. O., Box 460
City State Zip Mahnomen MN 56557-4015
Telephone 218.935.2560
E-mail khanson@hs.co.mahnomen.mn.us
Website mahnomencounty-mn.org



2012 highlights

- Increased 2011 ridership level by approximately 9%
- Provided transportation for clients to attend Norman County Developmental Activity Center in Ada

System snapshot

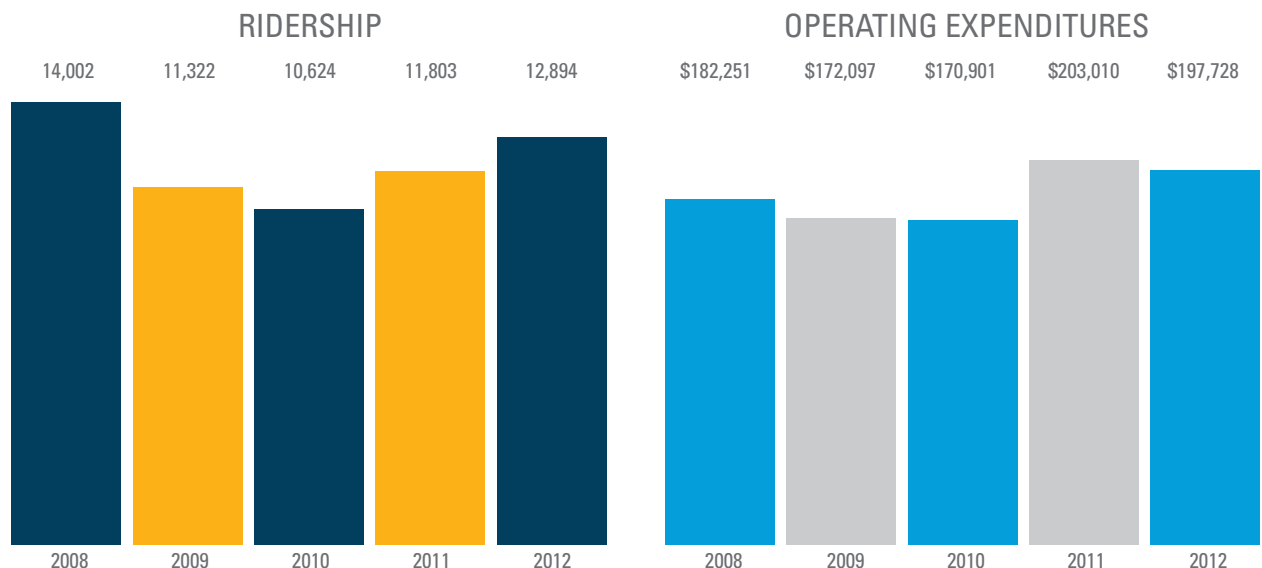
Legal Name Mahnomen County Human Services
Governance County
Area Served Mahnomen County
Legislative District 02B
Congressional District 7

System characteristics

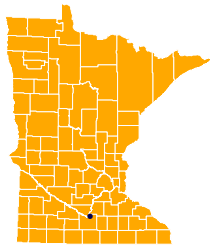
Vehicle fleet 3 Class 400
Service type Dial-a-ride
Funding class Rural

Hours of Operation
Monday - Friday 7:30 am - 4:30 pm
Saturday No service
Sunday No service
Base fare \$1.00

System performance



MANKATO-GREATER MANKATO TRANSIT



Contact Mark Anderson
Title Superintendent
Street 10 Civic Center Plz, P. O. Box 3368
City State Zip Mankato MN 56002-3368
Telephone 507.387.8655
E-mail manderson@city.mankato.mn.us
Website mankato-mn.gov



2012 highlights

- Completed transit redesign study and implemented recommendations for improvements
- Worked with MSU Mankato Student Senate to implement a U-Pass for student use of transit
- Increased ridership by 24% over 2011
- Purchased one new class 700 heavy duty bus

System snapshot

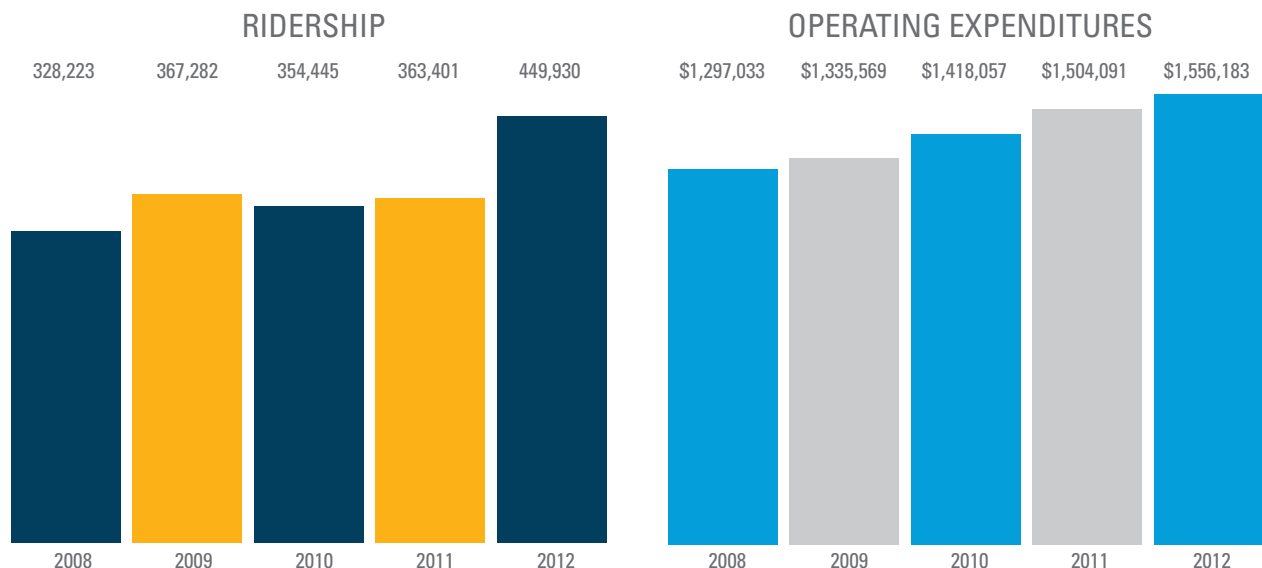
Legal Name City of Mankato
Governance City
Area Served Mankato, North Mankato
Legislative District 19A, 19B
Congressional District 1

System characteristics

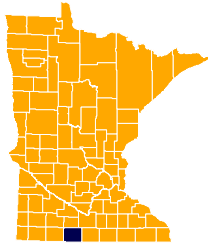
Vehicle fleet 6 Class 500, 2 Class 600,
9 Class 700
Service type Fixed route, complementary
paratransit
Funding class Small urban

Hours of Operation
Monday - Friday 6:35 am - 5:35 pm
Saturday 10:00 am - 5:30 pm
Sunday No service
Base fare \$1.50

System performance



MARTIN COUNTY TRANSIT



Contact Scott Higgins
Title County coordinator
Street 201 Lake Avenue
City State Zip Fairmont MN 56031-1845
Telephone 507.238.3126
E-mail scott.higgins@co.martin.mn.us
Website co.martin.mn.us/transit



2012 highlights

- Offered new commuter service between Fairmont, Jackson and Blue Earth
- Continued conversations with Faribault County to coordinate transit services

System snapshot

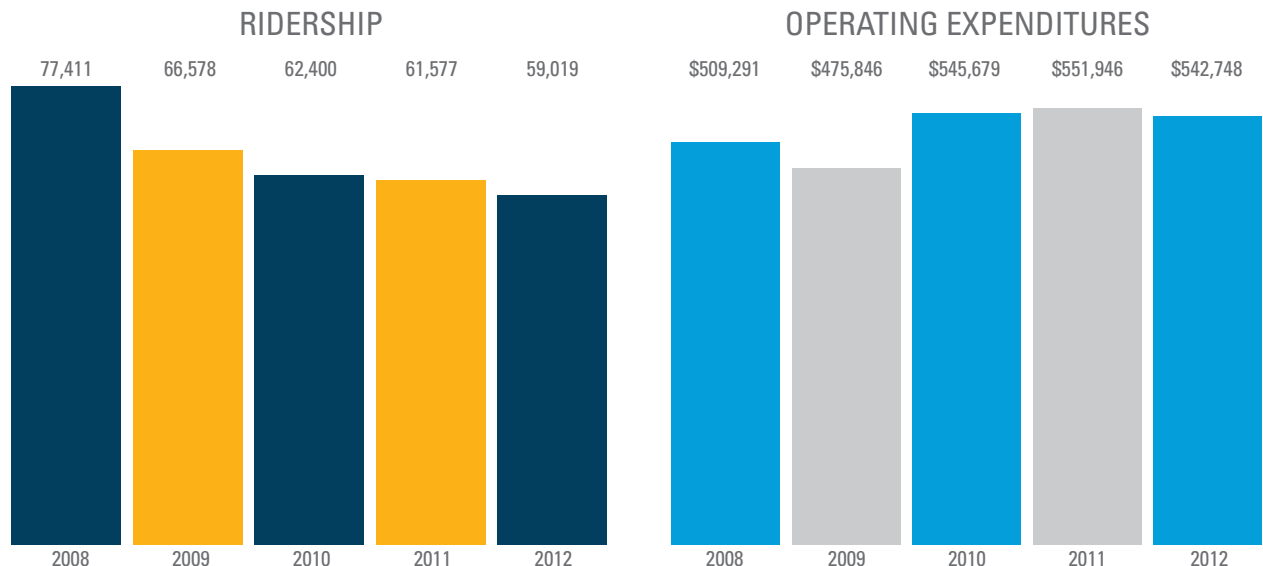
Legal Name Martin County
Governance County
Area Served Martin County, commuter service in the cities of Fairmont, Jackson, Blue Earth
Legislative District 23A
Congressional District 1

System characteristics

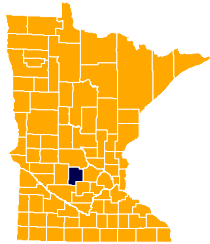
Vehicle fleet 5 Class 400
Service type Demand response
Funding class Rural

Hours of Operation
Monday - Thursday 5:00 am - 6:00 pm
Monday - Friday County 6:00 am - 6:00 pm
Friday - Saturday 5:00 pm - 10:00 pm
Base fare \$2.75 - \$3.25

System performance



MEEKER COUNTY PUBLIC TRANSIT



Contact Donna Anderson
Title Transportation director
Street 812 E. Ripley Street
City State Zip Litchfield MN 55355-2606
Telephone 320.373.6612
E-mail donnaanderson@ecumen.org
Website ecumenoflitchfield.org



2012 highlights

- Purchased two Class 400 replacement buses
- Increased ridership by 4% over 2011

System snapshot

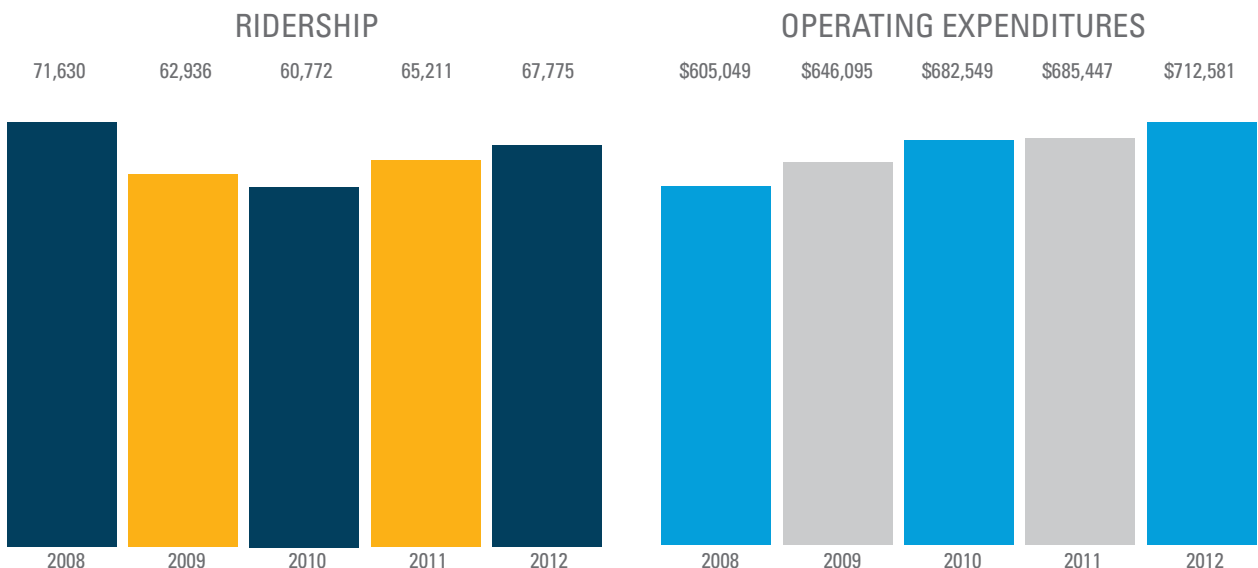
Legal Name Ecumen dba Meeker Public Transit
Governance County
Area Served Litchfield, Meeker County
Legislative District 18A
Congressional District 7

System characteristics

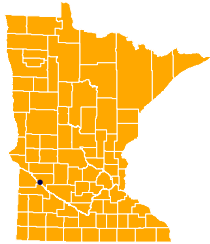
Vehicle fleet 6 Class 400
Service type Route deviation, dial-a-ride, subscription
Funding class Rural

Hours of Operation
 Monday - Friday 6:15 am - 6:00 pm
 Saturday 8:00 am - 1:00 pm (October-March only)
 Sunday 7:30 am - 12:30 pm
Base fare \$1.50 - \$3.00

System performance



MONTEVIDEO TRANSIT



Contact Ted Nelson
Title Transportation program manager
Street 719 Seventh Street North
City State Zip P. O. Box 159
Telephone Montevideo MN 56265-0159
E-mail ted.nelson@prairiefive.com
Website prairiefive.com



2012 highlights

- Prepared for and executed merger with Prairie Five Rides. Prairie Five began service on Jan. 1, 2013

System snapshot

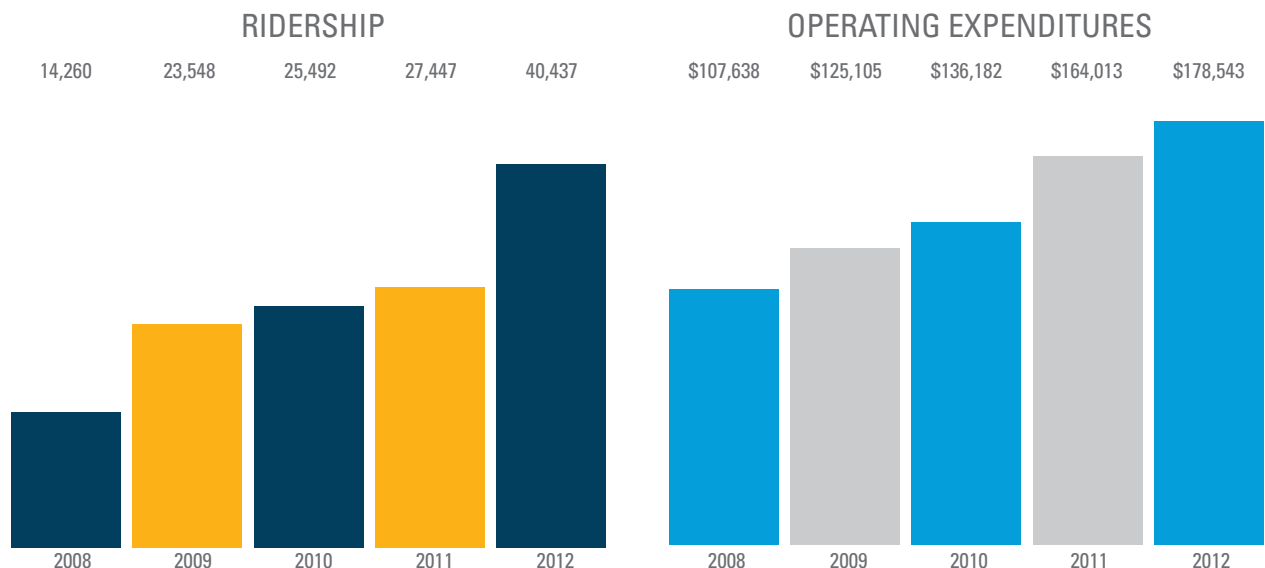
Legal Name City of Montevideo
Governance City
Area Served Montevideo
Legislative District 17A
Congressional District 7

System characteristics

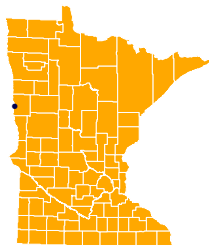
Vehicle fleet 3 Class 400
Service type Dial-a-ride
Funding class Small urban

Hours of Operation
 Monday - Friday 7:00 am - 4:30 pm
 Saturday No service
 Sunday No service
Base fare \$1.50

System performance



MOORHEAD METROPOLITAN AREA TRANSIT: REGULAR ROUTE BUS



Contact Lori Van Beek
Title Transit manager
Street 650 23rd Street North
City State Zip Fargo ND 58102
Telephone 701.476.6686
E-mail lvanbeek@matbus.com
Website matbus.com



2012 highlights

- Redesigned maps and schedules for increased user-friendliness
- Added a second bus to evening service, increasing frequency to every 30 minutes
- Introduced a new 14-day pass ticket option
- Installed five new passenger shelters and rehabilitated two, including amenities such as bike racks, heat and electricity, new landing pads and accessible curb cuts

System snapshot

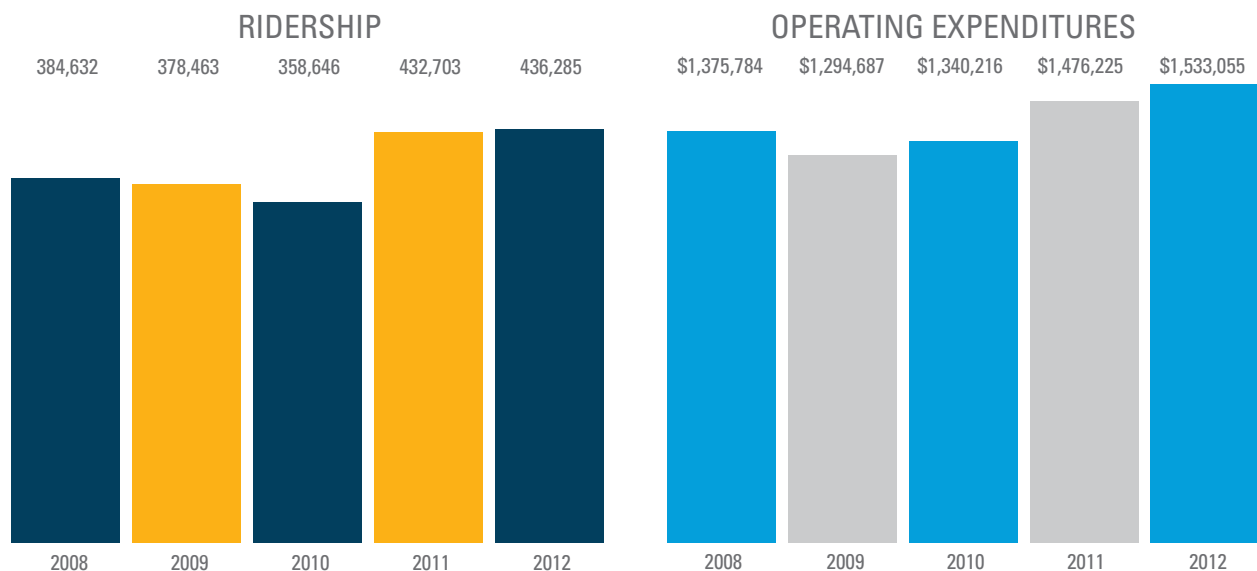
Legal Name City of Moorhead
Governance City
Area Served Dilworth, Moorhead
Legislative District 04A, 04B
Congressional District 7

System characteristics

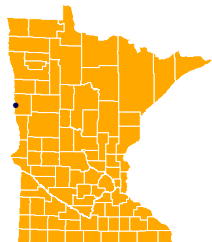
Vehicle fleet 10 Class 700
Service type Fixed route
Funding class Urban

Hours of Operation
Monday - Friday 6:15 am - 10:15 pm
Saturday 7:15 am - 10:15 pm
Sunday No service
Base fare \$1.50

System performance



MOORHEAD METROPOLITAN AREA TRANSIT: PARATRANSIT



Contact Lori Van Beek
Title Transit manager
Street 650 23rd Street N.
City State Zip Fargo ND 58102
Telephone 701.476.6686
E-mail lvanbeek@matbus.com
Website matbus.com



2012 highlights

- MAT Paratransit ridership decreased by 11%; persons with wheelchairs on fixed route service increased 8%
- MATBUS Travel Trainer Workshops have served 100+ human service providers and travel trainers since 2010

System snapshot

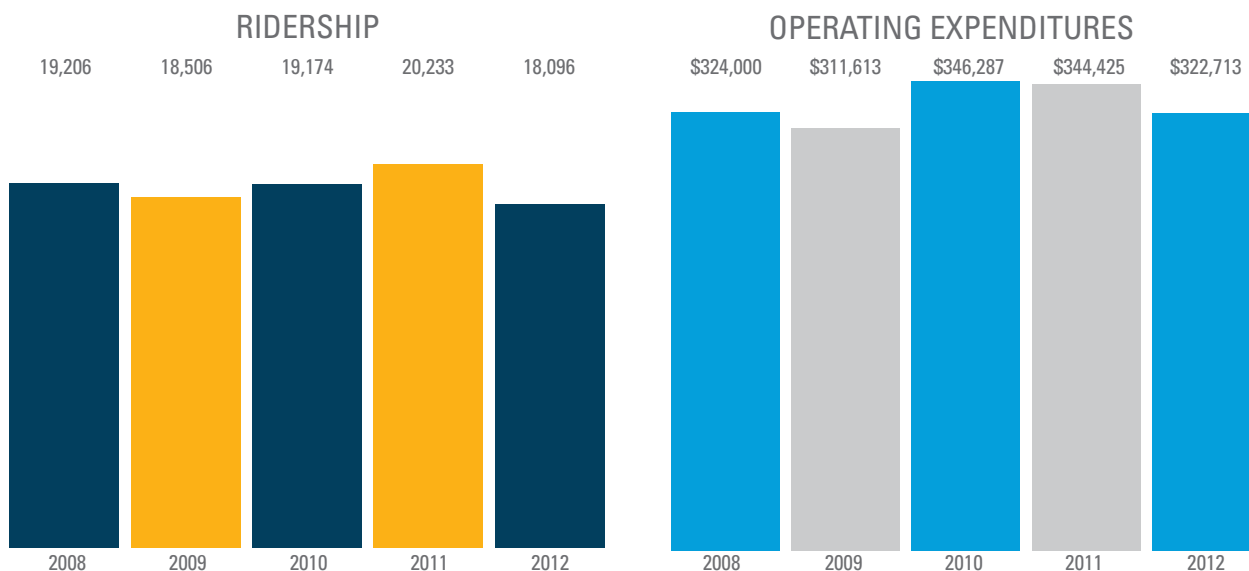
Legal Name City of Moorhead
Governance City
Area Served Dilworth, Moorhead
Legislative District 04A, 04B
Congressional District 7

System characteristics

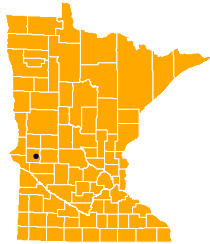
Vehicle fleet 4 Class 400, 3 vans
Service type Dial-a-ride
Funding class Urban, complementary paratransit

Hours of Operation
Monday - Friday 6:15 am - 10:15 pm
Saturday 7:15 am - 10:15 pm
Sunday No service
Base fare \$3.00

System performance



MORRIS TRANSIT



Contact Beth Heinrich
Title Transit coordinator
Street P. O. Box 438
City State Zip Morris MN 56267-0438
Telephone 320.589.1000
E-mail transit@ci.morris.mn.us
Website morrismn.info



2012 highlights

- Increased student ridership from University of Minnesota, Morris
- Increased ridership among Head Start participants, providing an affordable transportation option for parents
- System was featured in the Morris Sun Tribune for its coordination and cooperation with the Morris community

System snapshot

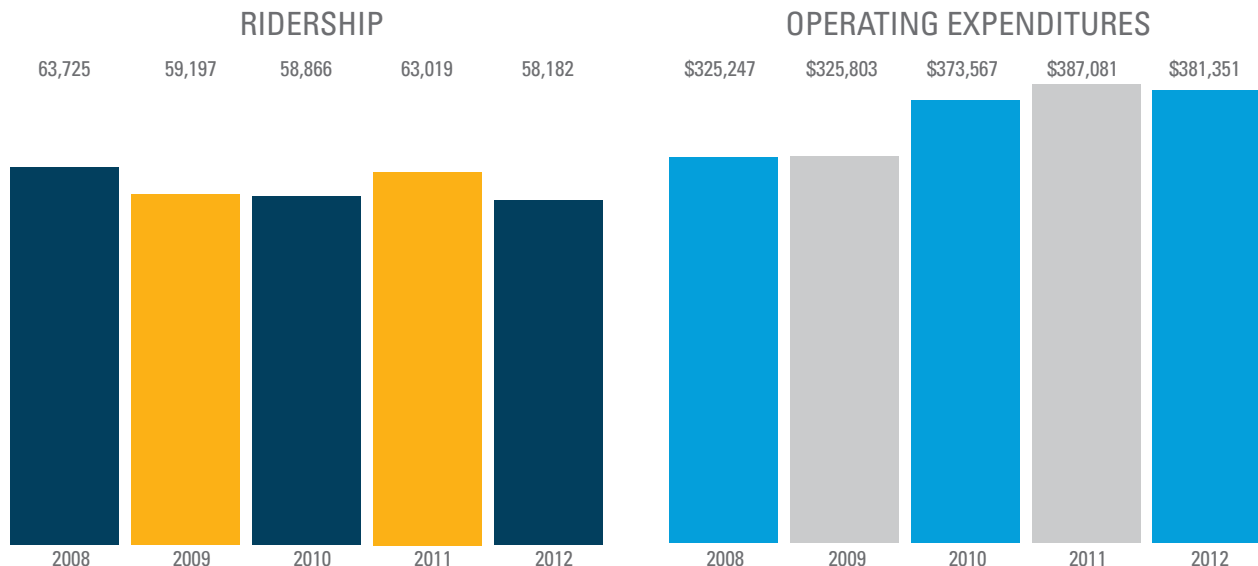
Legal Name City of Morris
Governance City
Area Served Morris
Legislative District 12A
Congressional District 7

System characteristics

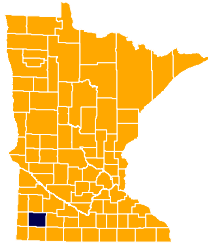
Vehicle fleet 6 Class 400
Service type Dial-a-ride
Funding class Small urban

Hours of Operation
Monday - Friday 6:00 am - 10:00 pm
Saturday 12:00 pm - 4:00 pm
Sunday 8:00 am - 12:30 pm
Base fare \$1.25 - \$2.50

System performance



MURRAY COUNTY HEARTLAND EXPRESS



Contact Michelle Miranowski
Title Transportation coordinator
Street 2439 Broadway Avenue
City State Zip Slayton MN 56172-1352
Telephone 507.836.6648
E-mail mcrides@co.murray.mn.us
Website murray-countymn.com



2012 highlights

- Raised awareness of public transportation by speaking at community meetings and hosting a booth at the Murray County Fair
- Maintained a dedicated pool of volunteer drivers
- Had a crash-free year

System snapshot

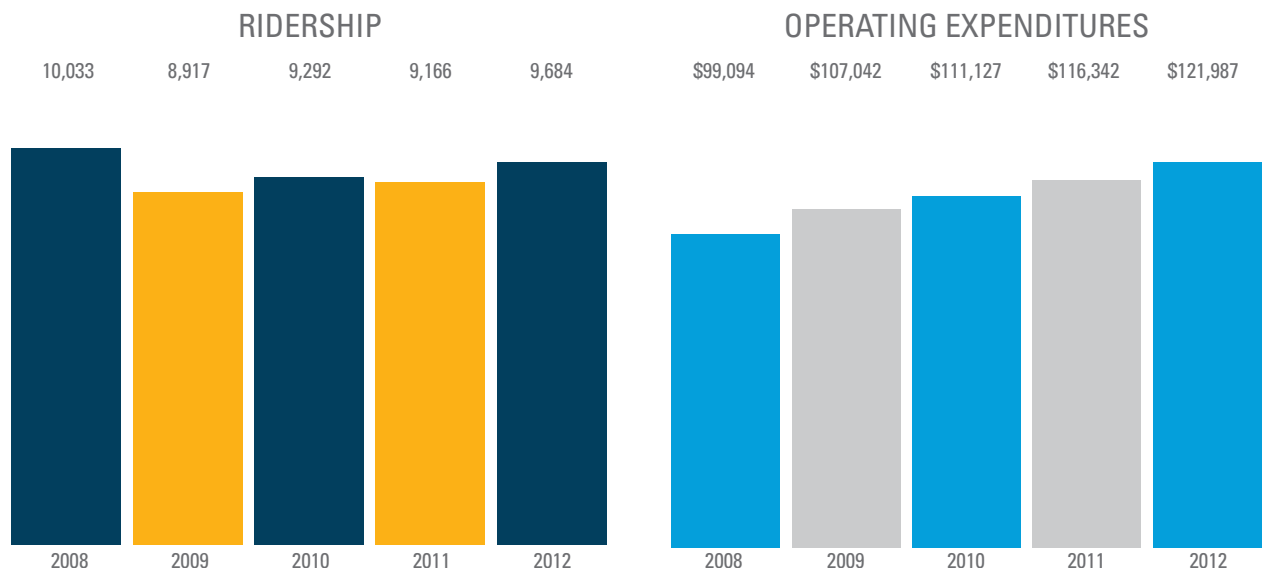
Legal Name Murray County
Governance County
Area Served Murray County
Legislative District 22A
Congressional District 7

System characteristics

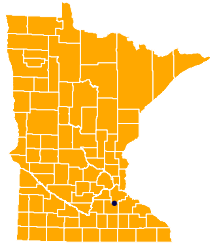
Vehicle fleet 1 Class 400
Service type Demand response
Funding class Rural

Hours of Operation
 Monday - Friday 8:00 am - 4:00 pm
 Saturday No service
 Sunday No service
Base fare \$2.50 - \$5.00

System performance



NORTHFIELD TRANSIT



Contact Amy Repinski
Title Director of transportation
Street 55049 241st Avenue
City State Zip Plainview MN 55964-3202
Telephone 507.732.8558
E-mail amy.repinski@threeriverscap.org
Website threeriverscap.org



2012 highlights

- Prepared for and executed merger with Three Rivers Hiawathaland Transit. Hiawathaland began service on July 1, 2012

System snapshot

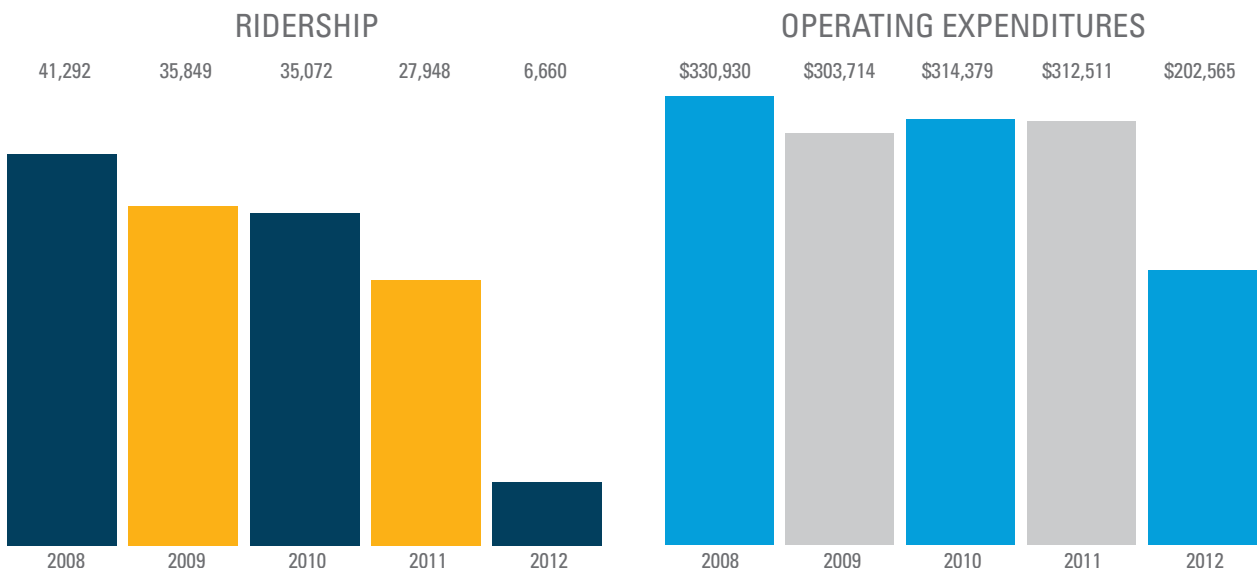
Legal Name City of Northfield
Governance City
Area Served Northfield
Legislative District 20B, 58B
Congressional District 2

System characteristics

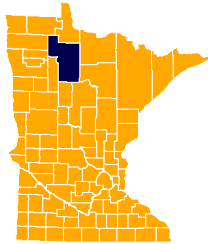
Vehicle fleet 4 Class 400, 1 Class 500
Service type route deviation, dial-a-ride
Funding class small urban

Hours of Operation
 Monday - Friday 7:00 am - 5:30 pm
 Saturday 10:00 am - 1:00 pm
 Sunday No service
Base fare \$1.25 - \$4.00

System performance



PAUL BUNYAN TRANSIT



Contact Gregory O. Negard
Title Executive director
Street 706 Railroad Street, P. O. Box 1773
City State Zip Bemidji MN 56619-4832
Telephone 218.751.8765 Ext. 6
E-mail g.negard@paulbunyantransit.com
Website paulbunyantransit.com



2012 highlights

- Became an authorized service center for Braun Lifts to assist other transit agencies in the area
- Reduced maintenance costs through in-house mechanics
- Updated website for easier access

System snapshot

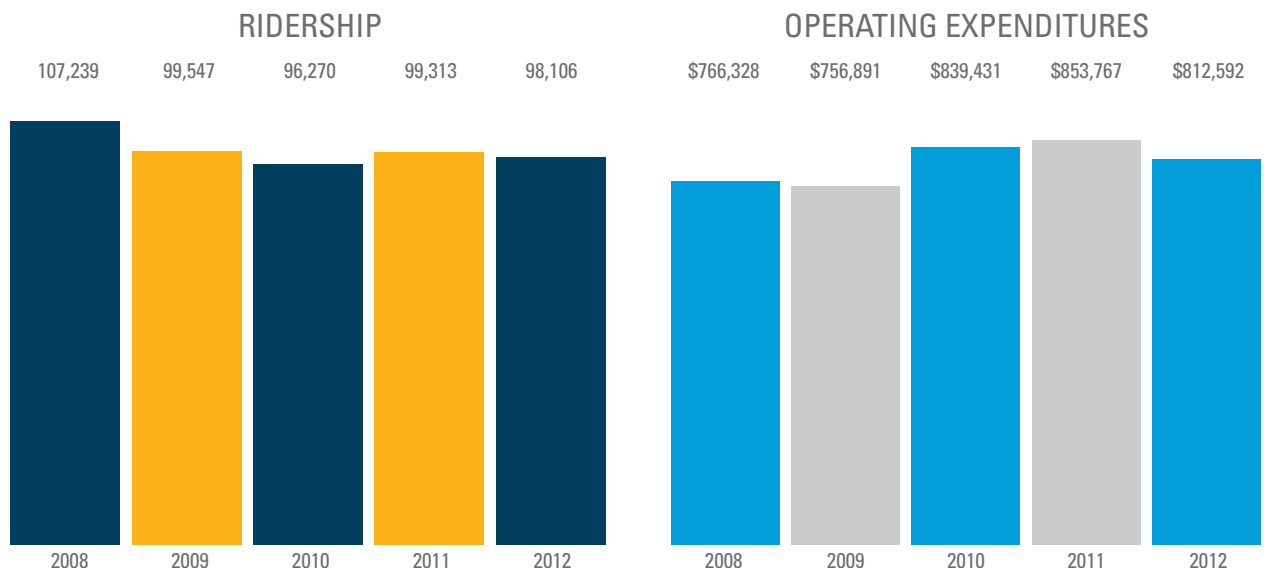
Legal Name Paul Bunyan Transit
Governance Non-profit
Area Served Bemidji, Beltrami County
Legislative District 02A, 05A
Congressional District 7, 8

System characteristics

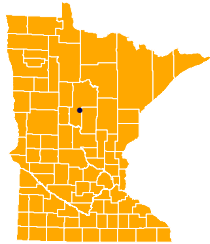
Vehicle fleet 3 Class 400, 2 Class 500, 1 van
Service type Route deviation, dial-a-ride, subscription
Funding class Rural

Hours of Operation
 Monday - Friday 7:00 am - 6:00 pm
 Saturday 8:00 am - 5:00 pm
 Sunday No service
Base fare \$1.50

System performance



PINE RIVER RIDE WITH US BUS



Contact Terry Dabill
Title Transit administrator
Street P. O. Box 87
City State Zip Pine River MN 56474-4490
Telephone 218.587.2440
E-mail prridewithusbus@hotmail.com
Website pinerivermn.com



2012 highlights

- Planned 2013 service restructure
- Increased ridership 11% over 2011

System snapshot

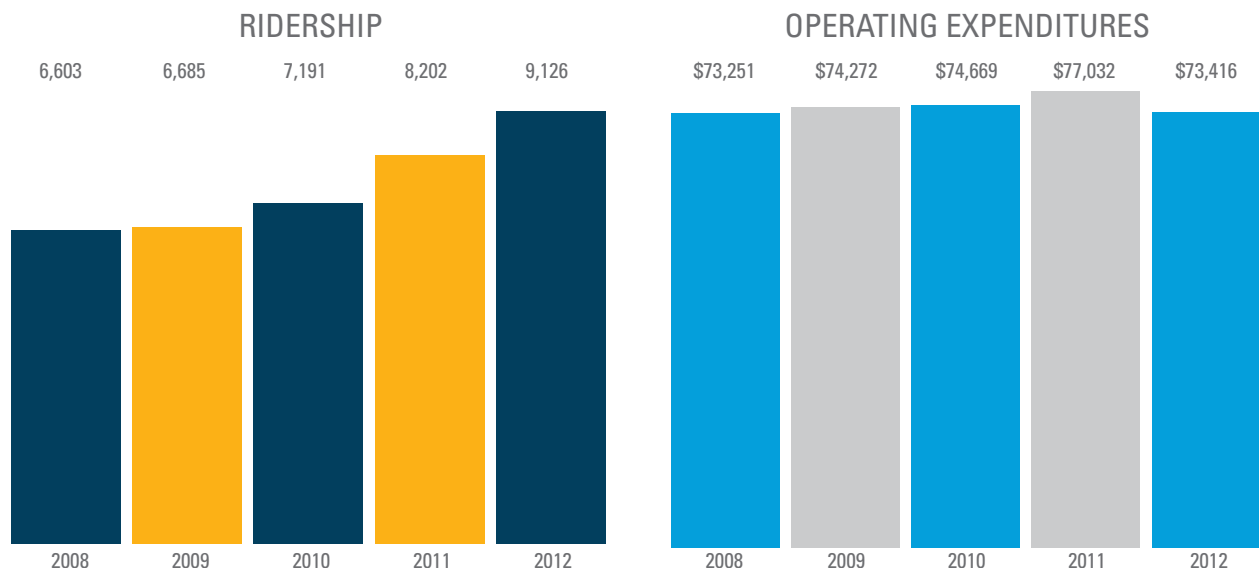
Legal Name City of Pine River
Governance City
Area Served Pine River
Legislative District 05B
Congressional District 8

System characteristics

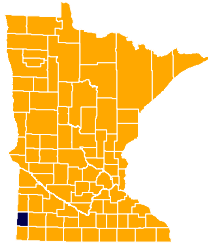
Vehicle fleet 1 Class 300
Service type Dial-a-route
Funding class Rural

Hours of Operation
 Monday - Friday 8:30 am - 4:00 pm
 Saturday No service
 Sunday No service
Base fare \$1.00

System performance



PIPESTONE COUNTY TRANSIT



Contact Marc Hall
Title Transit director
Street 811 Fifth Street S.E.
City State Zip Pipestone MN 56164-2000
Telephone 507.825.6713
E-mail marc.hall@co.pipetstone.mn.us
Website pipestone-county.com



2012 highlights

- Implemented dispatching software
- Worked with neighboring counties on a new multi-county route
- Participated in Minnesota Ride Link initiative to connect veterans to information about transit options

System snapshot

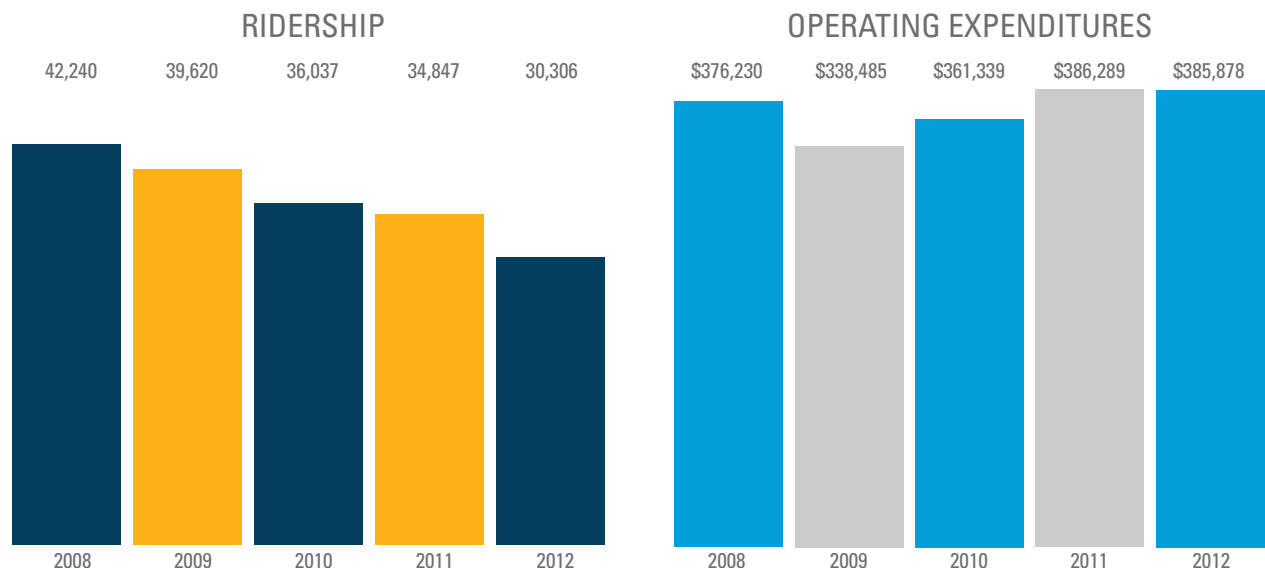
Legal Name Pipestone County
Governance County
Area Served Pipestone County
Legislative District 22A
Congressional District 7

System characteristics

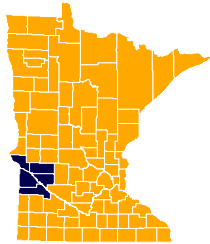
Vehicle fleet 4 Class 400
Service type Dial-a-ride
Funding class Rural

Hours of Operation
Monday - Friday 7:00 am - 5:00 pm
Saturday 9:00 am - 3:00 pm
Sunday 8:00 am - 1:00 pm
Base fare \$1.75

System performance



PRAIRIE FIVE RIDES



Contact Ted Nelson
Title Transportation program manager
Street 719 Seventh Street N.
City State Zip P. O. Box 159
Telephone Montevideo MN 56265-0159
E-mail ted.nelson@prairiefive.com
Website prairiefive.com



2012 highlights

- Merged with Dawson Heartland Express to increase service hours for the town of Dawson
- Began planning to merge Montevideo's bus service into Prairie Five in early 2013
- Began process of implementing new dispatching software on all buses

System snapshot

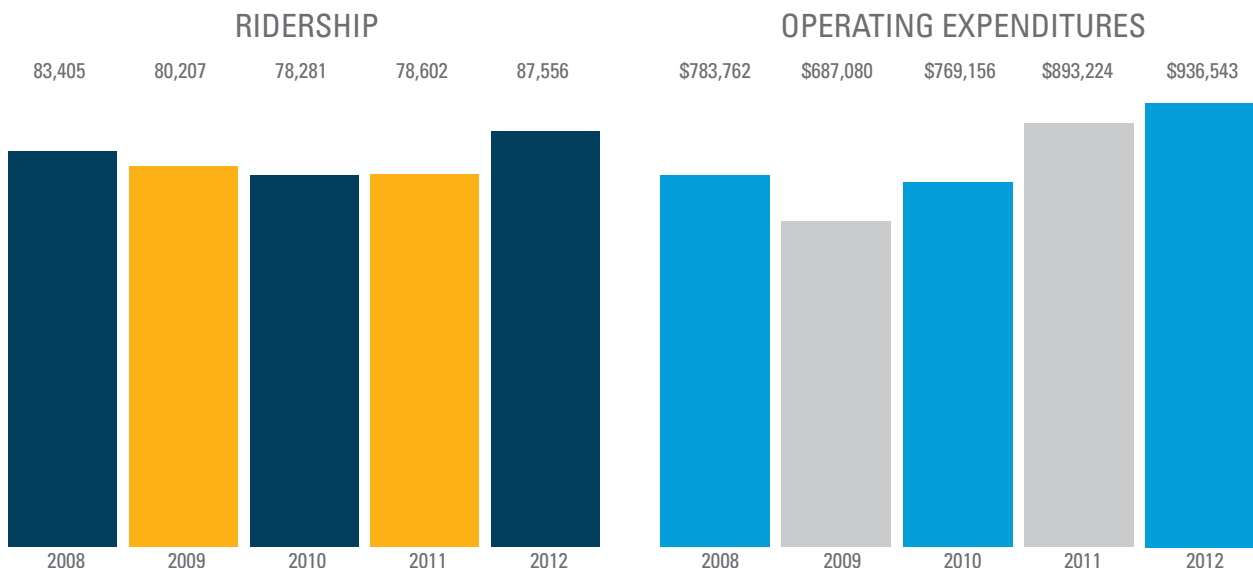
Legal Name Prairie Five CAC Inc.
Governance CAP
Area Served Big Stone, Chippewa, Lac Qui Parle, Swift, Yellow Medicine counties
Legislative District 12A, 16A, 17A
Congressional District 7

System characteristics

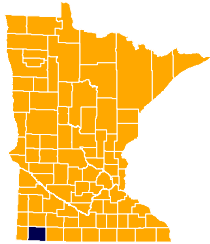
Vehicle fleet 16 Class 400, 4 wheelchair accessible vans, 43 volunteer drivers
Service type Dial-a-ride
Funding class Rural

Hours of Operation
Monday - Friday 6:00 am - 6:00 pm
Saturday No service
Sunday No service
Base fare \$1.50

System performance



PRAIRIELAND TRANSIT SYSTEM



Contact Karen DeBoer
Title Transit director
Street 1106 3rd Avenue, P. O. Box 787
City State Zip Worthington MN 56187-2475
Telephone 507.376.3322
E-mail kdeboer@smoc.us
Website smoc.us



2012 highlights

- Applied for new service funding in collaboration with Murray, Pipestone and Rock counties to decrease cross-county transit limitations

System snapshot

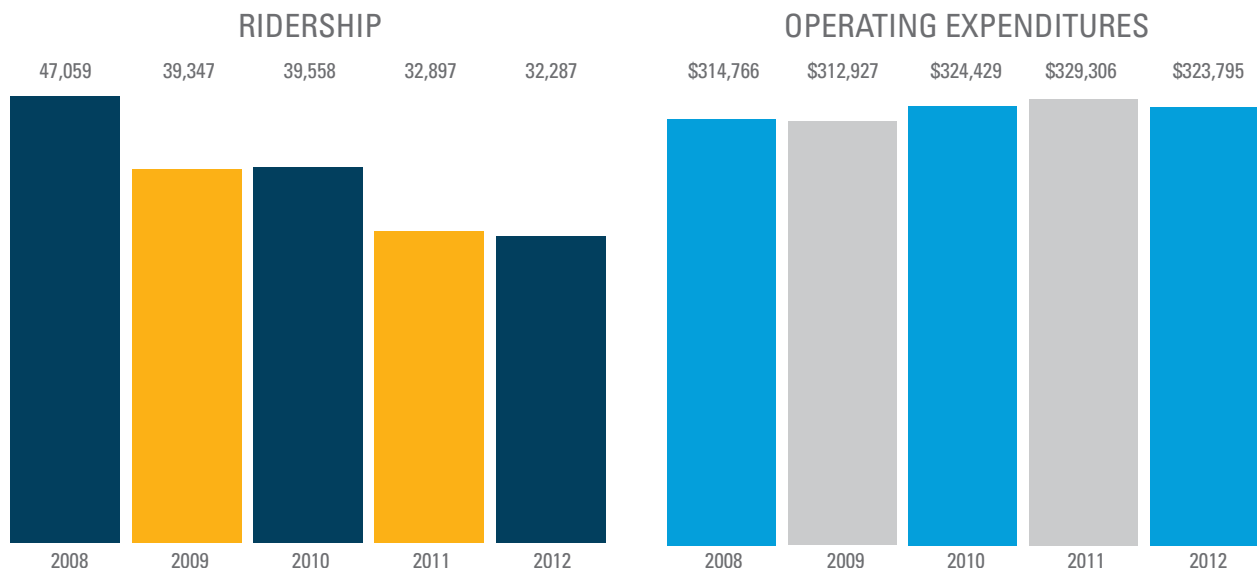
Legal Name Southwestern Minnesota Opportunity Council, Inc.
Governance Non-profit
Area Served Nobles County
Legislative District 22A, 22B
Congressional District 1

System characteristics

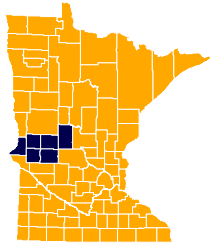
Vehicle fleet 2 Class 400
Service type Route deviation, dial-a-ride
Funding class Rural

Hours of Operation
Monday - Friday 7:30 am - 4:30 pm
Saturday No service
Sunday No service
Base fare \$2.50 - \$3.00

System performance



RAINBOW RIDER TRANSIT



Contact Harold Jennissen
Title Transit director
Street 249 Poplar Avenue
City State Zip Lowry MN 56349-4613
Telephone 800.450.7770
E-mail hjenn@runestone.net
Website rainbowriderbus.com



2012 highlights

- Implemented RouteMatch dispatching software
- Hired staff to perform IT services and dispatch

System snapshot

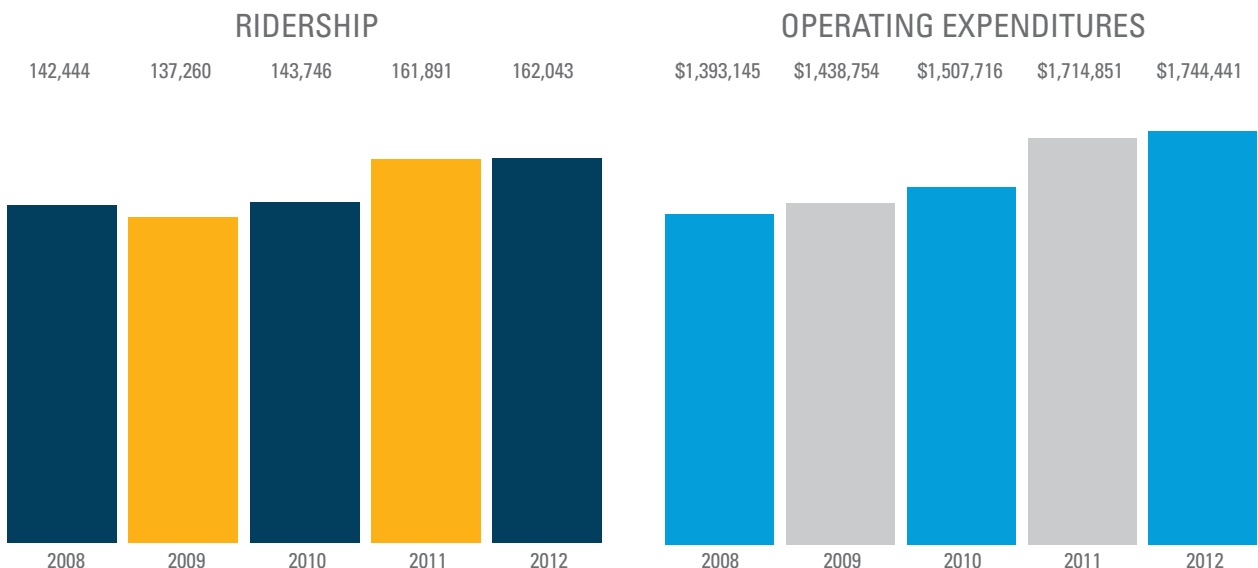
Legal Name Rainbow Rider Transit Board
Governance Joint powers board
Area Served Douglas, Grant, Pope, Stevens, Todd, Traverse counties
Legislative District 08B, 09A, 09B, 12A, 12B
Congressional District 7

System characteristics

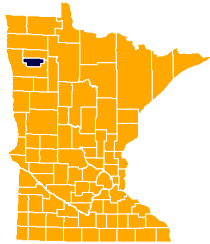
Vehicle fleet 31 Class 400, 1 Class 500, 2 minivans
Service type Dial-a-ride
Funding class rural

Hours of Operation
Monday - Friday 6:00 am - 6:00 pm
Saturday 8:00 am - 5:00 pm
Sunday No service
Base fare \$2.00

System performance



RED LAKE TRANSIT



Contact Mike Ness
Title Director
Street 24415 Highway 1, P. O. Box 95
City State Zip Red Lake MN 56671-0095
Telephone 218.679.2910
E-mail rltransit@paulbunyan.net
Website communityresourceconnections.org



2012 highlights

- Added new security lighting using ultra-bright LED bulbs to transit facility
- Installed new security camera system covering building interiors and exteriors

System snapshot

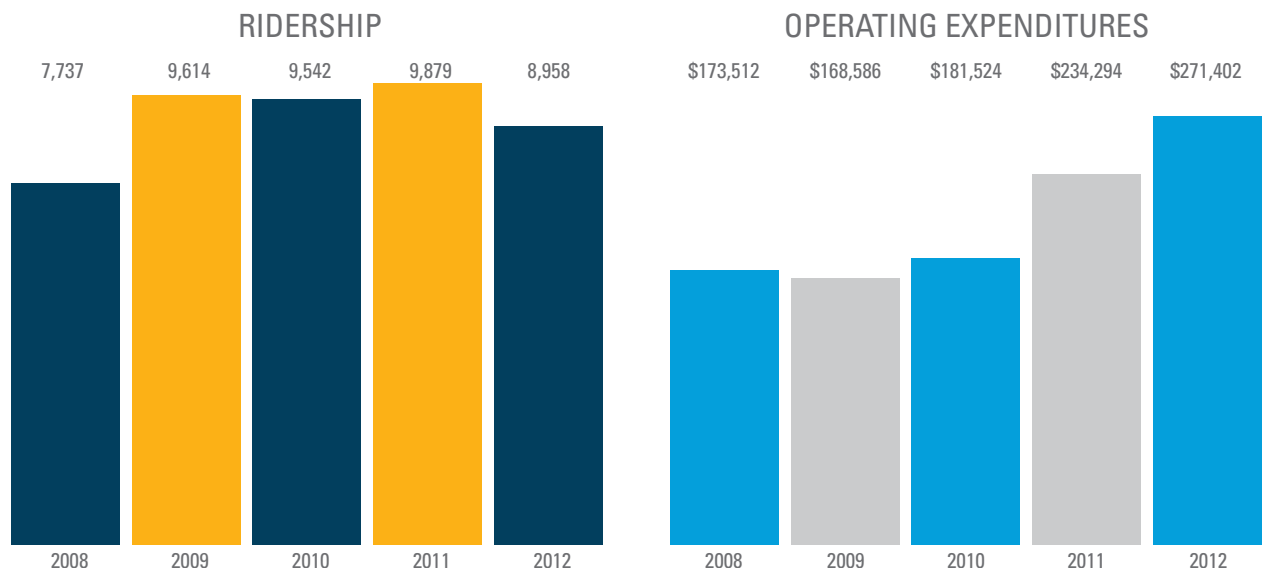
Legal Name Red Lake Band of the Chippewa
Governance Tribal
Area Served Red Lake Indian Reservation
Legislative District 02
Congressional District 7

System characteristics

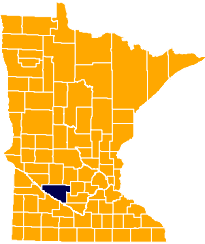
Vehicle fleet 5 Class 400, 1 Class 500, 1 van
Service type Route deviation, dial-a-ride
Funding class Rural

Hours of Operation
Monday - Friday 6:00 am - 6:00 pm
Saturday No service
Sunday No service
Base fare \$1.00

System performance



RENVILLE COUNTY HEARTLAND EXPRESS



Contact Rachel Schneiderman
Title Director
Street 612 East Lincoln
City State Zip Olivia MN 56277
Telephone 320.523.3589
E-mail rachel_s@co.renville.mn.us
Website co.renville.mn.us



2012 highlights

- Applied for funds to purchase RouteMatch software jointly with Kandiyohi Area Transit
- Purchased a new bus

System snapshot

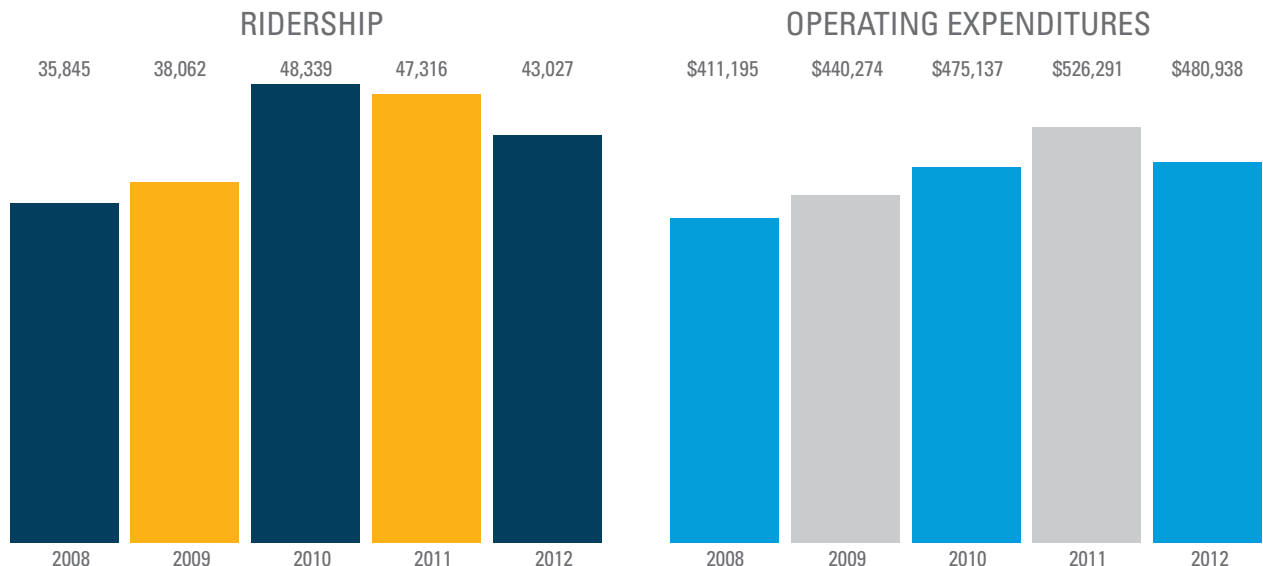
Legal Name Renville County
Governance County
Area Served Renville County
Legislative District 16B, 17A
Congressional District 7

System characteristics

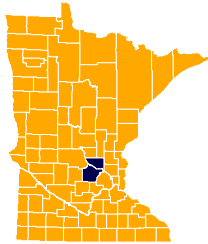
Vehicle fleet 7 Class 400
Service type Dial-a-ride
Funding class Rural

Hours of Operation
Monday - Friday 6:30 am - 5:30 pm
Saturday No service
Sunday No service
Base fare \$2.00 - \$5.00

System performance



RIVERRIDER PUBLIC TRANSIT



Contact Chad Gessell
Title Transit director
Street 17211-198th Ave. NW, P. O. Box 395
City State Zip Big Lake MN 55309
Telephone 763.263.0101
E-mail chadg@izoom.net
Website N/A



2012 highlights

- Increased rides per hour since 2011
- Increased rides per mile since 2011
- Decreased cost per passenger since 2011

System snapshot

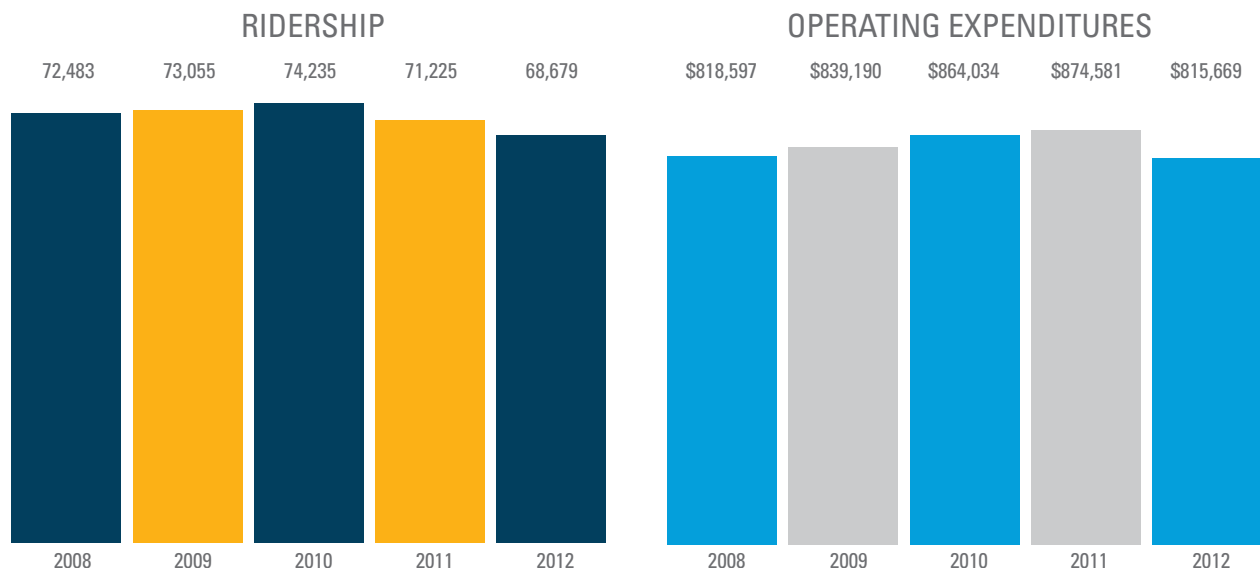
Legal Name RiverRider Public Transit
Governance Joint Powers Board
Area Served Benton, Sherburne, Stearns, Wright counties
Legislative District 14B, 15A, 15B, 18A, 29A, 29B, 30A, 30B, 31A
Congressional District 6

System characteristics

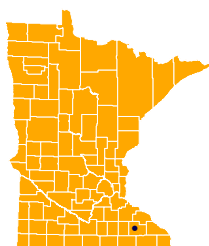
Vehicle fleet 7 Class 400, 7Class 500
Service type Route deviation, dial-a-ride
Funding class Rural

Hours of Operation
 Monday - Friday 7:00 am - 5:00 pm
 Saturday No service
 Sunday No service
Base fare \$1.25

System performance



ROCHESTER PUBLIC TRANSIT: REGULAR ROUTE



Contact Anthony Knauer
Title Transit and parking manager
Street 4300 East River Road N.E.
City State Zip Rochester MN 55906-3708
Telephone 507.328.2424
E-mail tknauer@rochestermn.gov
Website rptride.com



2012 highlights

- Rebranded Rochester Public Transit
- Moved into new transit operations center
- Increased 2011 ridership by 6%, carrying 1.7 million passengers

System snapshot

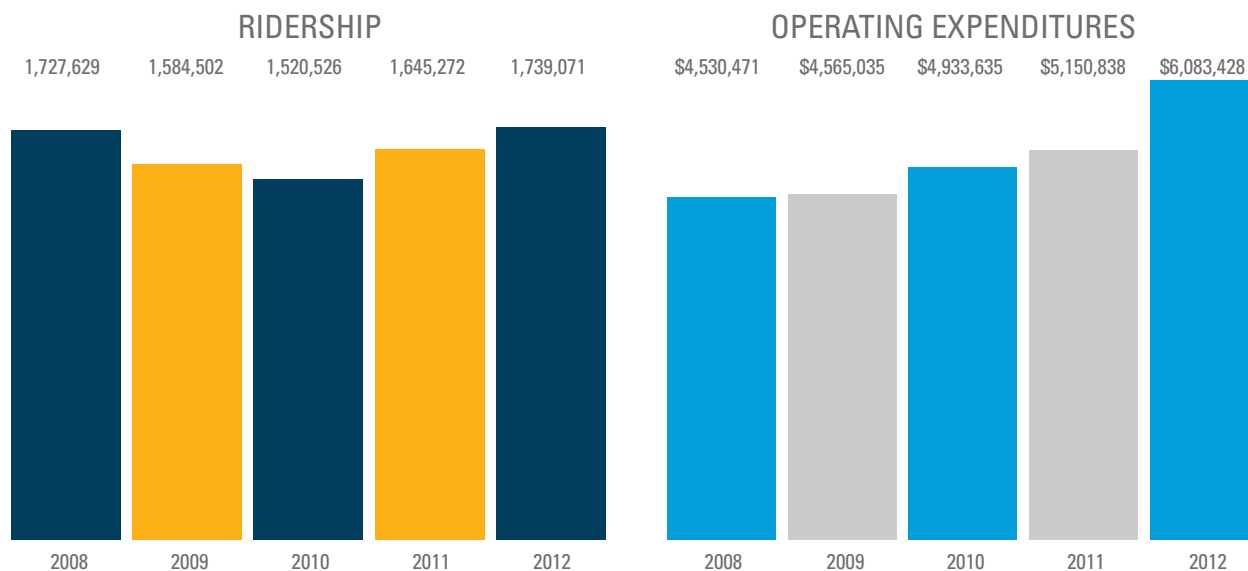
Legal Name	City of Rochester
Governance	City
Area Served	Rochester
Legislative District	25A, 25B, 26A, 26B
Congressional District	1

System characteristics

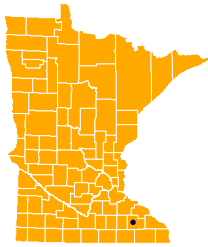
Vehicle fleet 43 Class 700
Service type Regular route
Funding class Urban

Hours of Operation
Monday - Friday 5:30 am - 10:00 pm
Saturday 8:15 am - 6:40 pm
Sunday No service
Base fare \$2.00

System performance



ROCHESTER PUBLIC TRANSIT: DIAL-A-RIDE



Contact Anthony Knauer
Title Transit and parking manager
Street 4300 East River Road N.E.
City State Zip Rochester MN 55906-3708
Telephone 507.328.2424
E-mail tknauer@rochestermn.gov
Website rptride.com



2012 highlights

- Implemented RouteMatch scheduling and dispatching software
- Recorded a crash-free year
- Continued coordination with local agencies

System snapshot

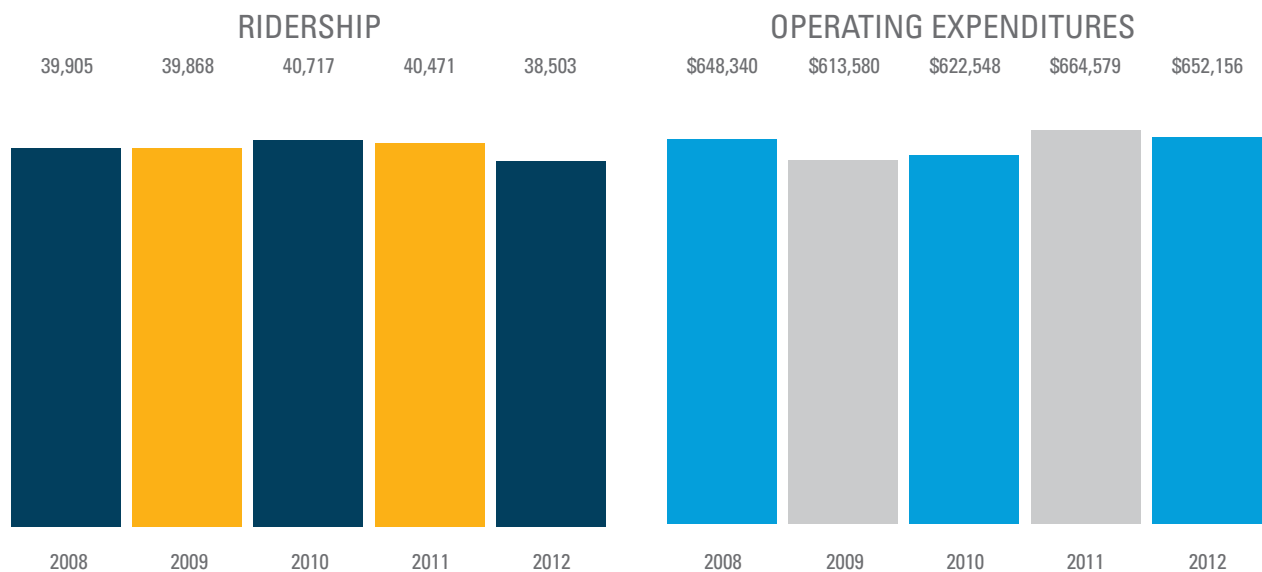
Legal Name City of Rochester
Governance City
Area Served Rochester
Legislative District 29A, 29B, 30A, 30B
Congressional District 1

System characteristics

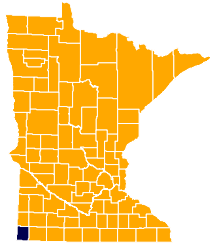
Vehicle fleet 6 Class 600
Service type Dial-a-ride
Funding class Urban

Hours of Operation
Monday - Friday 5:30 am - 10:00 pm
Saturday 7:00 am - 7:00 pm
Sunday No service
Base fare \$3.00

System performance



ROCK COUNTY HEARTLAND EXPRESS



Contact Mark Sehr
Title Transit director
Street 1110 North Blue Mound Avenue
City State Zip Luverne MN 56156-0713
Telephone 507.283.5058
E-mail mark.sehr@co.rock.mn.us
Website co.rock.mn.us



2012 highlights

- Recorded a crash-free year
- Two drivers competed in the Minnesota Bus Rodeo

System snapshot

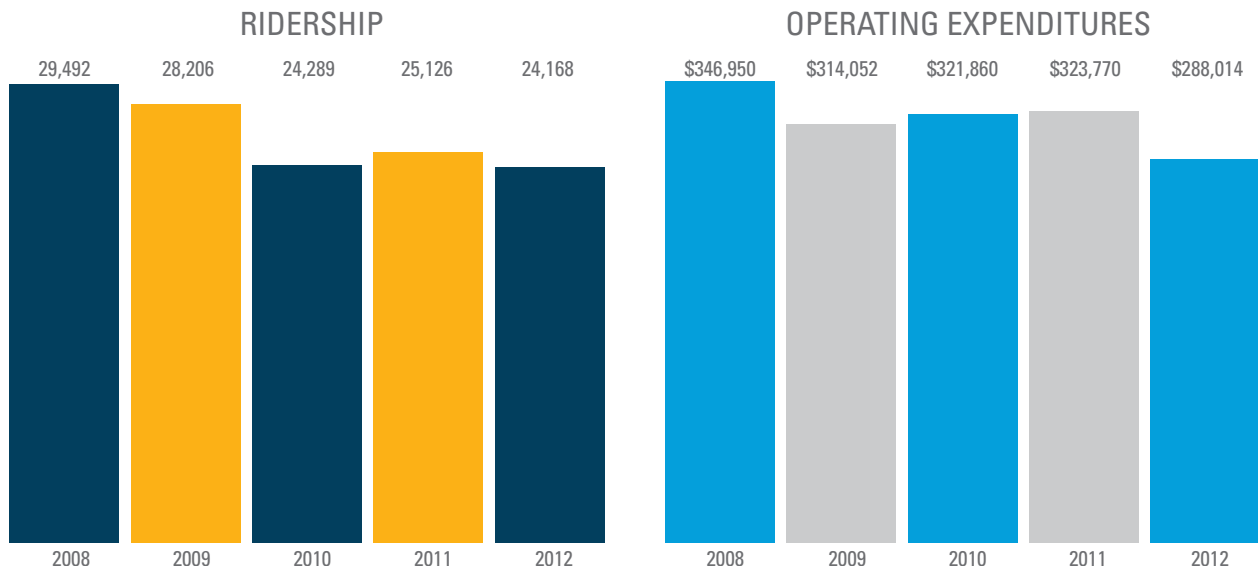
Legal Name Rock County
Governance County
Area Served Rock County
Legislative District 22A
Congressional District 1

System characteristics

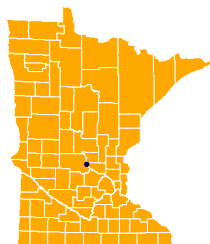
Vehicle fleet 3 Class 400
Service type Dial-a-ride
Funding class Rural

Hours of Operation
Monday - Friday 7:30 am - 5:00 pm
Saturday No service
Sunday 8:00 am - noon
Base fare \$2.50 - \$6.00

System performance



ST. CLOUD METRO BUS: REGULAR ROUTE BUS



Contact Ryan Daniel
Title Executive director
Street 665 Franklin Avenue N.E.
City State Zip St. Cloud MN 56304-0225
Telephone 320.529.4482
E-mail rdaniel@stcloudmtc.com
Website ridemetrobust.com



2012 highlights

- Awarded \$3.3 million federal grant to construct a compressed natural gas fueling station and make facility renovations
- Completed transit center expansion and renovation to make facility accessible and customer-friendly
- Provided 700+ "How to Ride the Bus" travel trainings
- Metro Bus fixed route drivers placed first and second in Minnesota Bus Rodeo competition

System snapshot

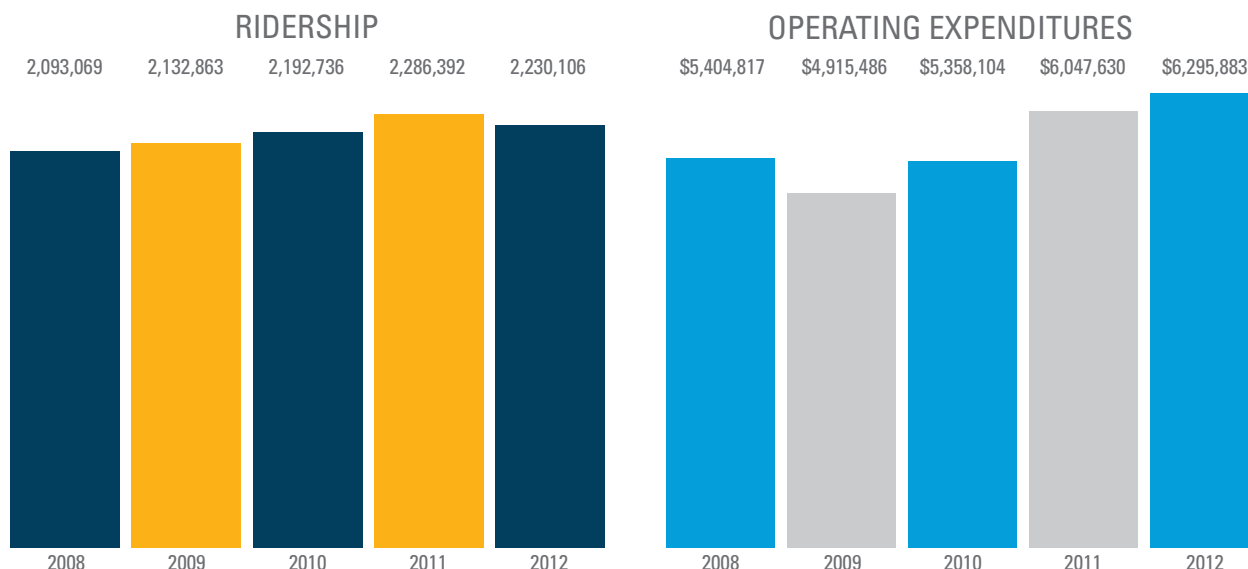
Legal Name	St. Cloud Metropolitan Transit Commission
Governance	Transit authority
Area Served	St. Cloud, Sartell, Sauk Rapids, Waite Park
Legislative District	13B, 14A, 14B, 15A, 15B
Congressional District	6, 7

System characteristics

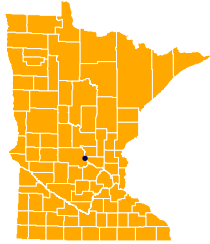
Vehicle fleet	2 Class 400, 36 Class 700, 1 trolley bus
Service type	Fixed route, route guarantee
Funding class	Urban

Hours of Operation	
Monday - Friday	5:25 am - midnight
Saturday	7:45 am - 6:45 pm
Sunday	9:00 am - 6:00 pm
Base fare	\$1.00

System performance



ST. CLOUD METRO BUS: DIAL-A-RIDE



Contact Ryan Daniel
Title Executive director
Street 665 Franklin Avenue N.E.
City State Zip St. Cloud MN 56304-0225
Telephone 320.529.4482
E-mail rdaniel@stcloudmtc.com
Website ridemetrobust.com



2012 highlights

- Dial-a-Ride driver placed second at national bus rodeo competition
- Increased capacity on dial-a-ride for persons with disabilities by eliminating late-night and extended-area general public use of services
- Improved trip scheduling efficiency by providing coordinated group rides through direct and express services

System snapshot

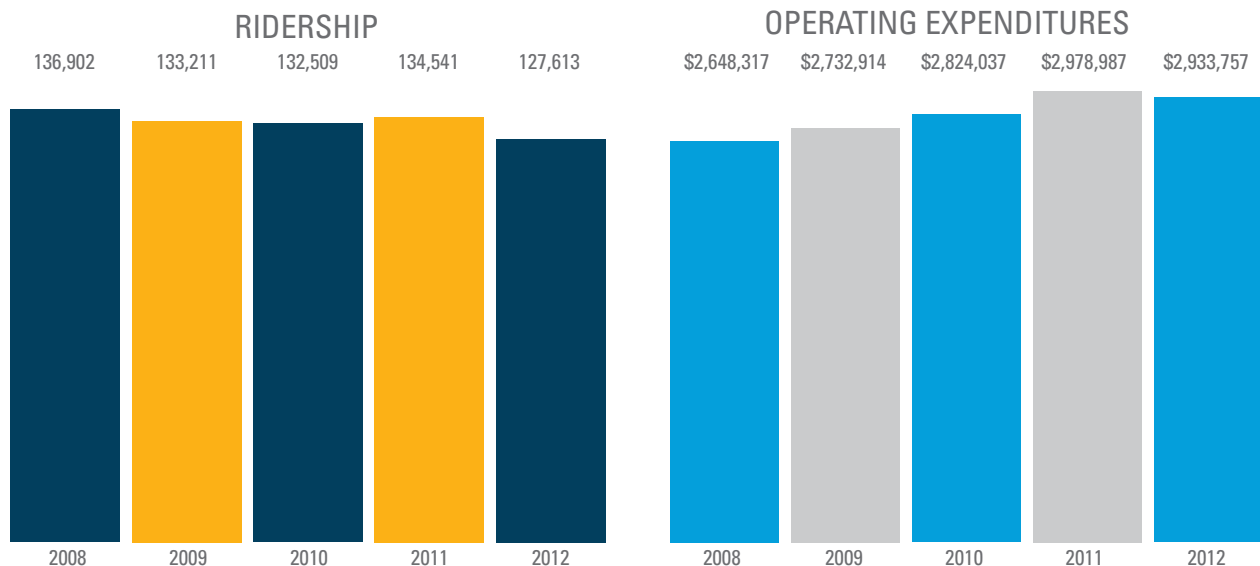
Legal Name St. Cloud Metropolitan Transit Commission
Governance Transit authority
Area Served St. Cloud, Sartell, Sauk Rapids, Waite Park
Legislative District 13B, 14A, 14B, 15A, 15B
Congressional District 6, 7

System characteristics

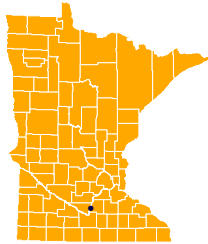
Vehicle fleet 17 Class 400, 6 Class 600
Service type Dial-a-ride
Funding class Urban complementary paratransit

Hours of Operation
Monday - Friday 5:30 am - midnight
Saturday 7:45 am - 6:45 pm
Sunday 9:00 am - 6:00 pm
Base fare \$2.00

System performance



ST. PETER TRANSIT



Contact Wayne A. Albers
Title Transit coordinator
Street 227 South Front Street
City State Zip St. Peter MN 56082-2513
Telephone 507.934.0668
E-mail waynea@saintpetermn.gov
Website saintpetermn.gov/transit/



2012 highlights

- Began feasibility study to implement a deviated route system in 2013
- Increased ridership nearly 2% over 2011

System snapshot

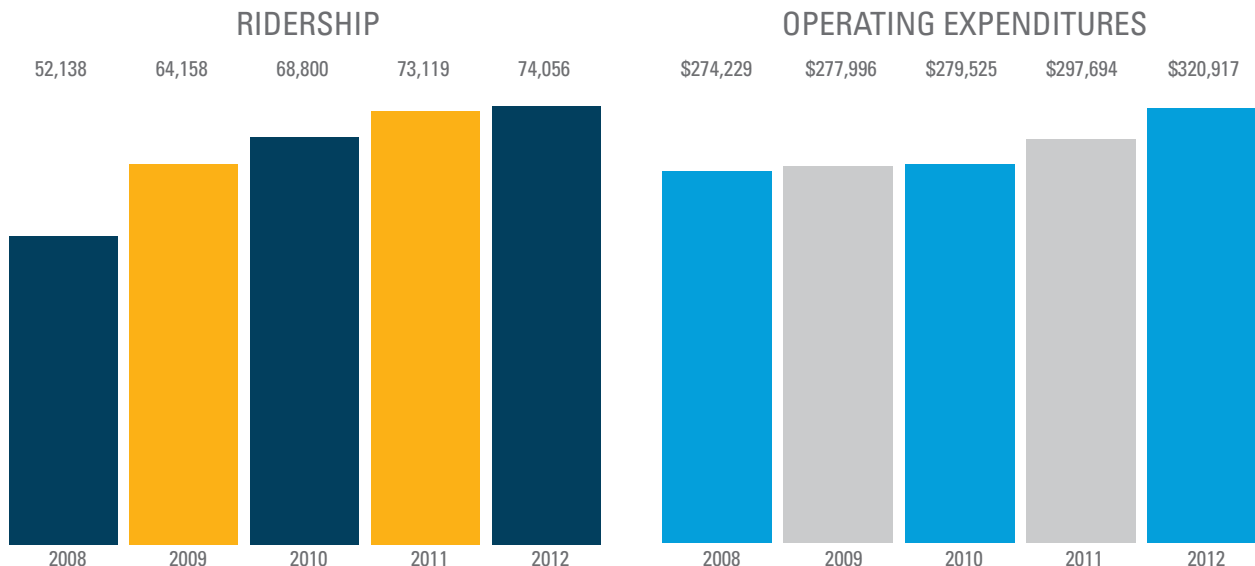
Legal Name City of St. Peter
Governance City
Area Served Kasota and St. Peter
Legislative District 19A
Congressional District 1

System characteristics

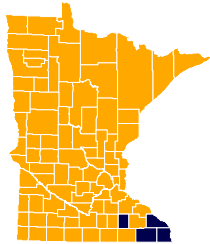
Vehicle fleet 3 Class 400
Service type Demand response
Funding class Small urban

Hours of Operation
Monday - Friday 7:00 am - 8:00 pm
Saturday 10:00 am - 5:00 pm
Sunday No service
Base fare \$1.75

System performance



SEMCAC TRANSPORTATION



Contact Erlene Welshons
Title Transportation director
Street 204 South Elm Street, P. O. Box 549
City State Zip Rushford MN 55971-8812
Telephone 507.864.8238
E-mail erlene.welshons@semcac.org
Website semcac.org



2012 highlights

- Contracted with daycare providers and pre-schools to boost ridership
- Recorded a crash-free year

System snapshot

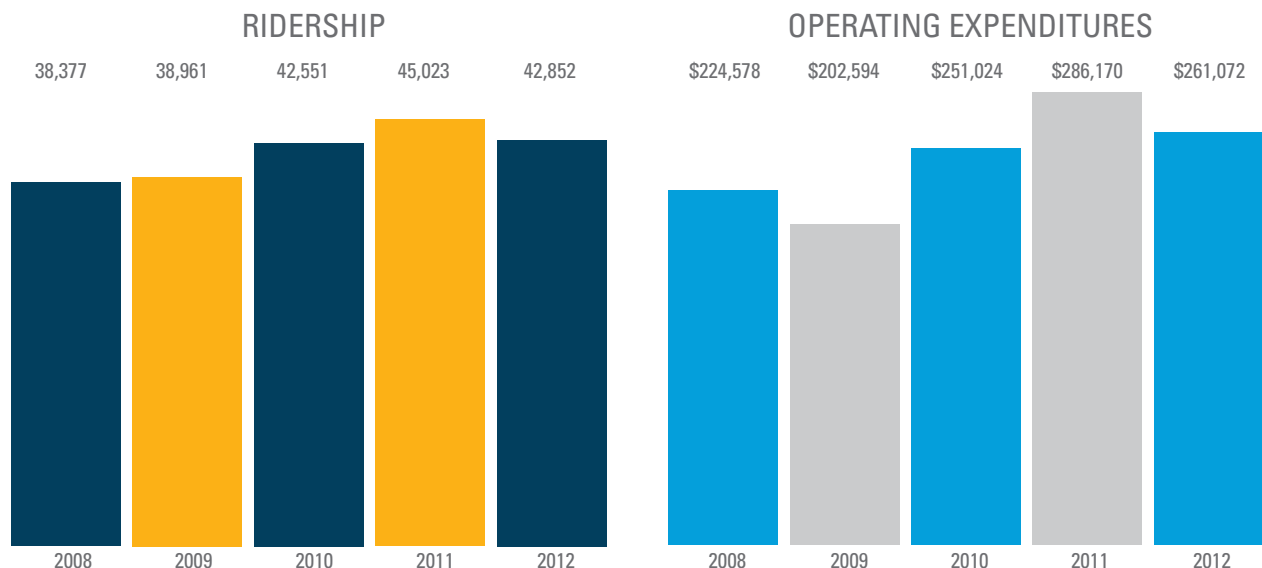
Legal Name SEMCAC
Governance CAP
Area Served Dodge, Fillmore, Houston, Winona counties; City of Blooming Prairie
Legislative District 21B, 24B, 25A, 27A, 27B, 28A, 28B
Congressional District 1

System characteristics

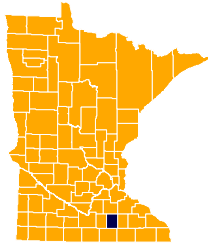
Vehicle fleet 1 Class 300, 7 Class 400
Service type Route deviation, dial-a-ride, route guarantee, subscription
Funding class Rural

Hours of Operation
Monday - Friday 8:00 am - 4:30 pm
Saturday No service
Sunday No service
Base fare \$1.25 - \$2.75

System performance



STEELE COUNTY AREA TRANSIT



Contact Melinda Estey
Title Transit coordinator
Street 630 Florence Avenue
City State Zip Owatonna MN 55060-4704
Telephone 507.444.7508
E-mail melinda.estey@co.steele.mn.us
Website co.steele.mn.us



2012 highlights

- Implemented deviated route service in Owatonna to accommodate more riders
- Worked closely with riders and community agencies to determine rider needs and improve system performance
- Received additional grant funding to add evening service hours in 2013

System snapshot

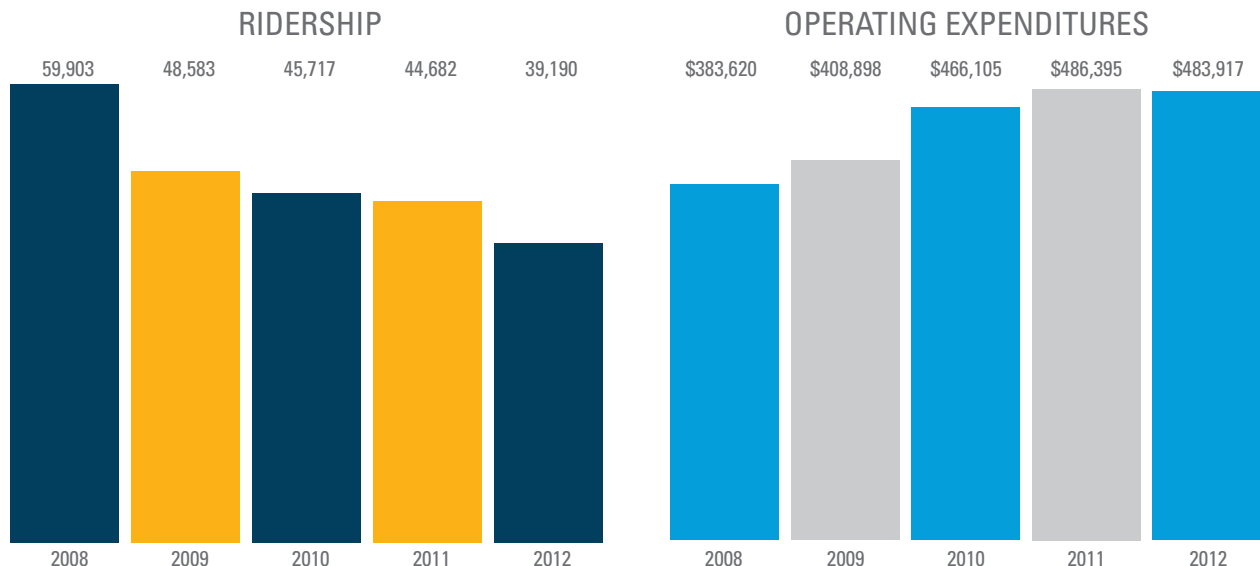
Legal Name Steele County
Governance County
Area Served City of Owatonna, Steele County
Legislative District 24A, 24B, 27A
Congressional District 1

System characteristics

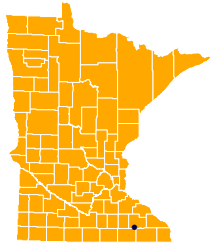
Vehicle fleet 5 Class 400
Service type Route deviation, demand response
Funding class Rural

Hours of Operation
Monday - Friday 6:00 am - 9:00 pm
Saturday 9:00 am - 3:00 pm
Sunday 7:30 am - 1:00 pm
Base fare \$1.50 - \$2.50

System performance



STEWARTVILLE HEARTLAND EXPRESS



Contact Barbara Neubauer
Title Finance director
Street 105 East First Street
City State Zip Stewartville MN 55976-1247
Telephone 507.533.4745
E-mail bneubauer@stewartvillemn.com
Website stewartvillemn.com



2012 highlights

- Worked toward future consolidation with other transit systems in order to expand services

System snapshot

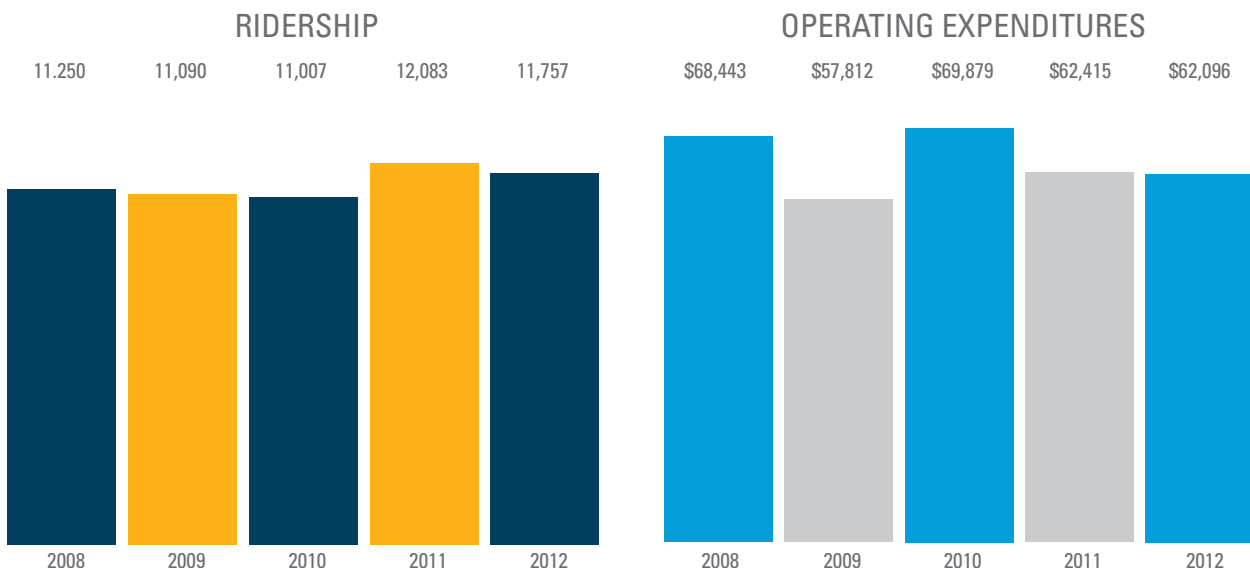
Legal Name City of Stewartville
Governance City
Area Served Stewartville
Legislative District 26B
Congressional District 1

System characteristics

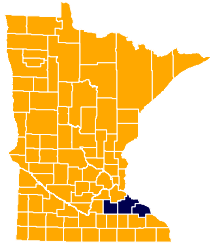
Vehicle fleet 1 Class 400
Service type Dial-a-ride
Funding class Small urban

Hours of Operation
Monday - Friday 8:30 am - 5:00 pm
Saturday No service
Sunday No service
Base fare \$1.50

System performance



THREE RIVERS HIAWATHALAND TRANSIT



Contact Amy Repinski
Title Director of transportation
Street 55049 241st Avenue
City State Zip Plainview, MN 55964.3202
Telephone 507.732.8558
E-mail amy.epinski@threeriverscap.org
Website threeriverscap.org



2012 highlights

- Consolidated the City of Faribault transit system into Hiawathaland Regional Transit
- Consolidated the City of Northfield transit system into Hiawathaland Regional Transit

System snapshot

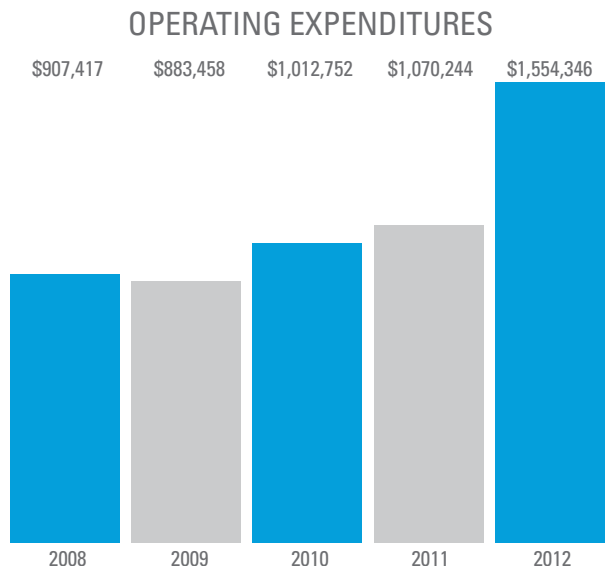
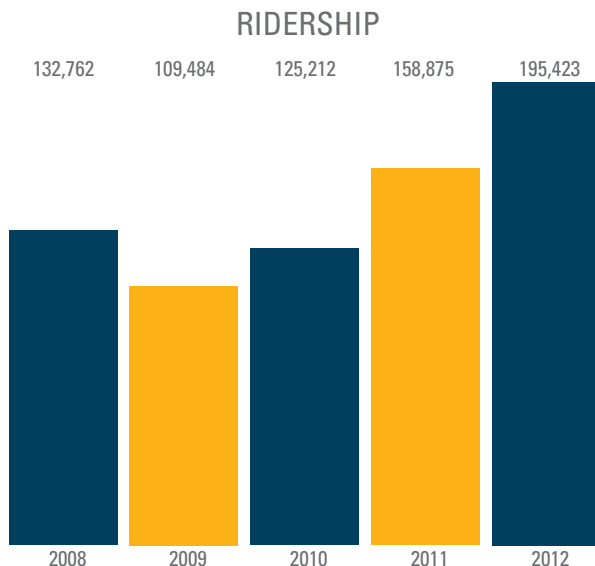
Legal Name Three Rivers Community Action Inc.
Governance CAP
Area Served Goodhue, Rice, Wabasha counties
Legislative District 20B, 21A, 21B, 24B, 58B
Congressional District 1, 2

System characteristics

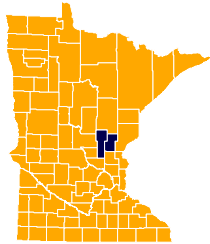
Vehicle fleet 21 Class 400, 3 Class 500
Service type Route deviation, dial-a-ride
Funding class Rural

Hours of Operation
 Monday - Friday 6:00 am - 6:45 pm
 Saturday 7:00 am - 5:00 pm
 Sunday No service
Base fare \$1.25

System performance



TIMBER TRAILS PUBLIC TRANSIT



Contact Helen Pieper
Title Transit director
Street 905 East Forest Avenue, Suite 127
City State Zip Mora MN 55051-1632
Telephone 320.679.6462
E-mail helen.pieper@co.kanabec.mn.us
Website nationalrtrap.org/timbertrails



2012 highlights

- Ridership increased 12% over 2011 levels, continuing three straight years of double-digit increases
- Updated website, including a new section called the "Driver's Tool Box"
- Expanded ride services to Industries Inc. in Mora

System snapshot

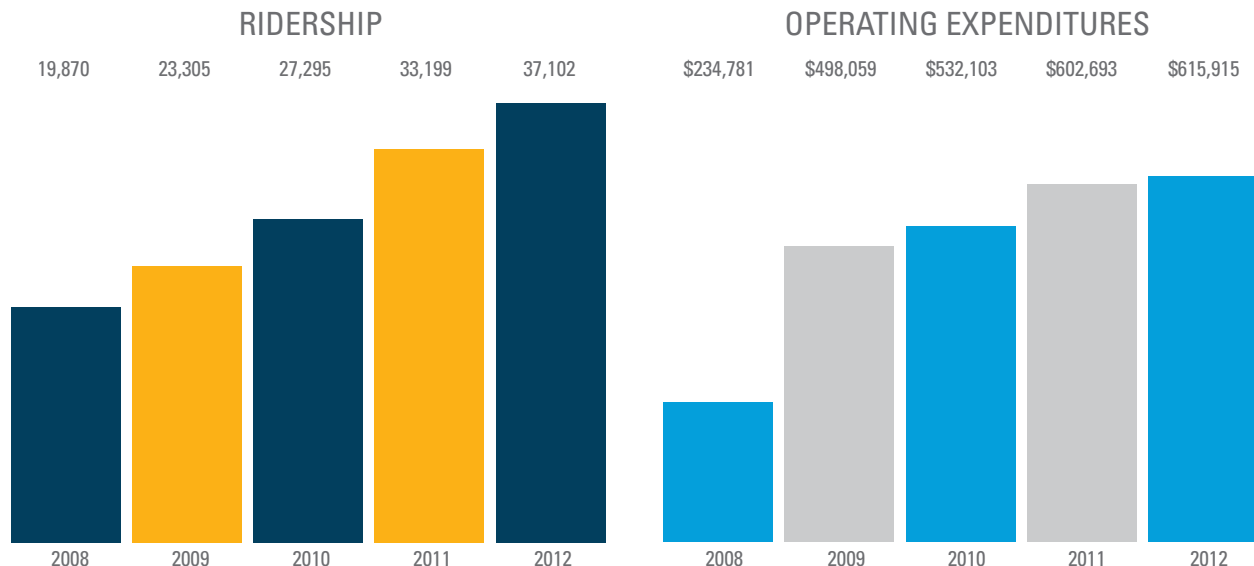
Legal Name Kanabec County
Governance County
Area Served Mille Lacs, Kanabec counties
Legislative District 11B, 15A
Congressional District 8

System characteristics

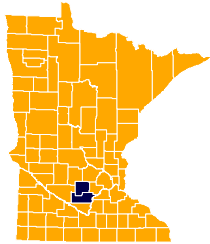
Vehicle fleet 5 Class 400
Service type Demand response, route deviation
Funding class Rural

Hours of Operation
Monday - Friday 7:00 am - 4:30 pm
Saturday No service
Sunday No service
Base fare \$1.50 - \$2.50

System performance



TRAILBLAZER TRANSIT



Contact Gary Ludwig
Title Executive director
Street 207 West Eleventh Street
City State Zip Glencoe MN 55336-2037
Telephone 320.864.1000
E-mail gludwig@trailblazertransit.com
Website trailblazertransit.com



2012 highlights

- Increased 2011 ridership per hour 3.6% in 2012
- Increased ridership among seniors and children by 7.1% and 20.2% over 2011 levels
- Reduced 2011 operating expenses by about 5%
- Revamped organizational structure to accommodate future growth

System snapshot

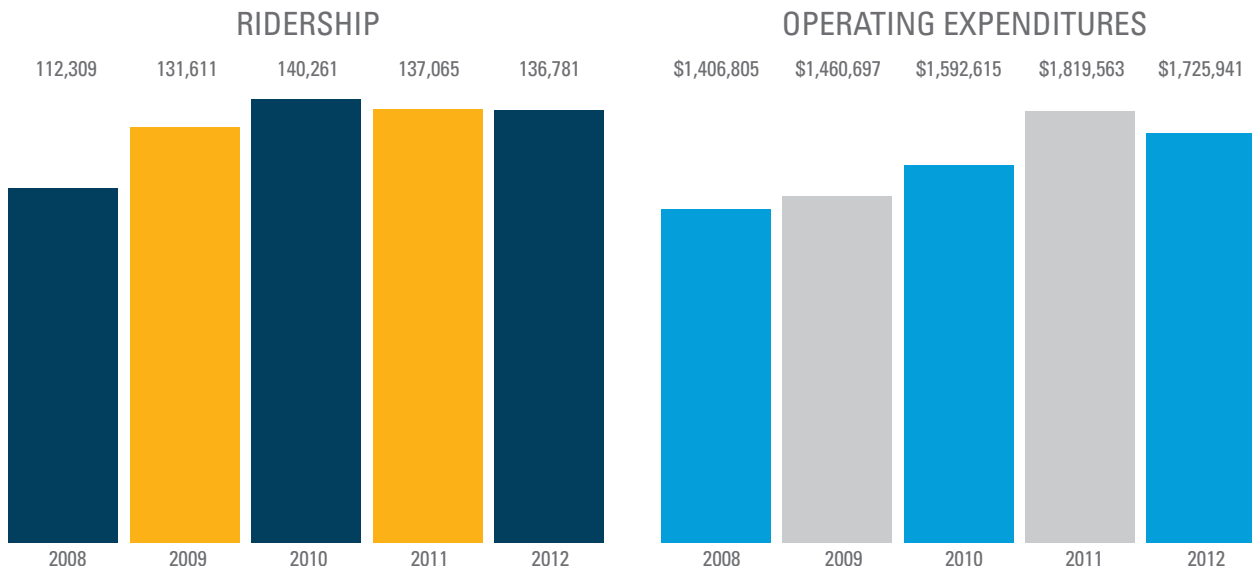
Legal Name Trailblazer Joint Powers Board
Governance Joint powers
Area Served Sibley, McLeod counties
Legislative District 18A, 18B
Congressional District 7

System characteristics

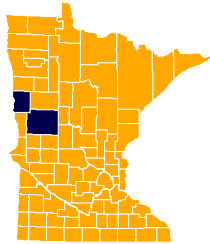
Vehicle fleet 18 Class 400
Service type Dial-a-ride, volunteer
Funding class Rural

Hours of Operation
Monday - Friday 6:30 am - 5:30 pm
Saturday No service
Sunday No service
Base fare \$2.00

System performance



TRANSIT ALTERNATIVES



Contact Daryn Toso
Title Transportation services director
Street 1225 North Tower Road
City State Zip Fergus Falls MN 56537-1077
Telephone 218.998.3002
E-mail darynt@paiff.org
Website paiff.org



2012 highlights

- Built an additional five stalls in the system's bus garage
- Purchased one Class 400 and one Class 500 bus
- Began planning efforts to expand service into Wilkin County

System snapshot

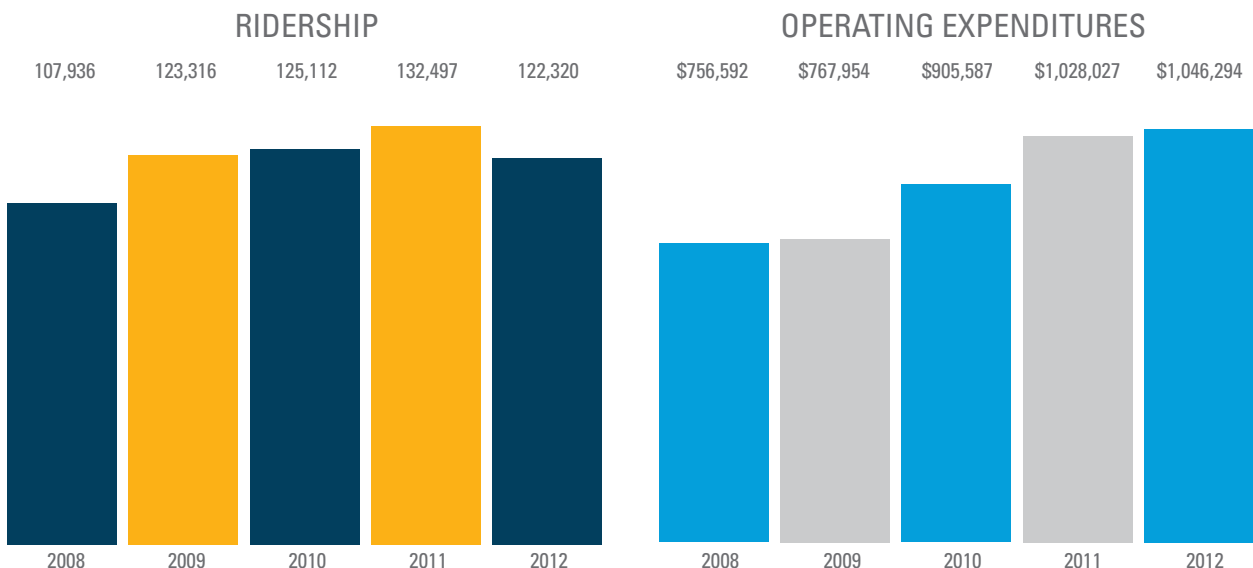
Legal Name Productive Alternatives, Inc.
Governance Non-profit
Area Served Clay, Otter Tail counties
Legislative District 02B, 04A, 04B, 08A, 08B
Congressional District 7

System characteristics

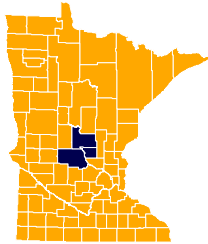
Vehicle fleet 12 Class 400, 4 Class 500
Service type Route deviation, dial-a-ride, subscription
Funding class Rural

Hours of Operation
 Monday - Friday 6:00 am - 6:00 pm
 Saturday No service
 Sunday No service
Base fare \$1.00 - \$5.00

System performance



TRI-CAP TRANSIT CONNECTION



Contact Linda Elfstrand
Title Transportation director
Street 1200 23rd Avenue S, P. O. Box 683
City State Zip Waite Park MN 56387-4527
Telephone 320.202.7824
E-mail linda.elfstrand@tricap.org
Website tricap.org



2012 highlights

- Revamped rural service and flexible routes for greater productivity
- Successfully implemented mobile data tablets on buses to replace paper manifests
- Increased ridership by 7% over 2011 levels

System snapshot

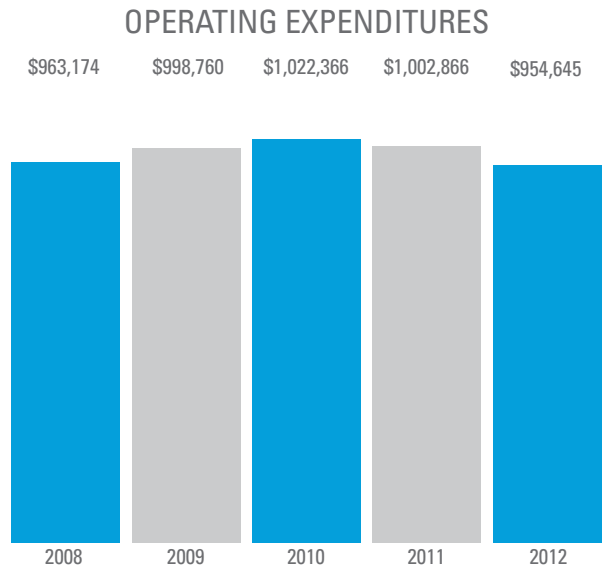
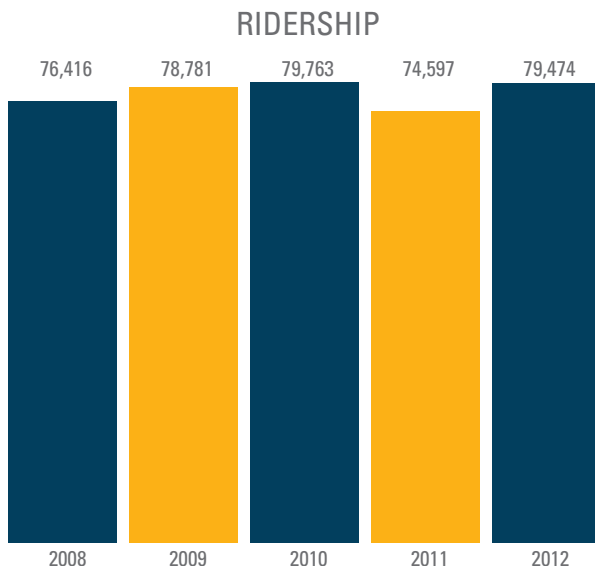
Legal Name	Tri-County Action Program, Inc.
Governance	CAP
Area Served	Benton, Morrison, Stearns counties
Legislative District	09B, 12B, 13A, 13B, 14A, 14B, 15B
Congressional District	6, 7, 8

System characteristics

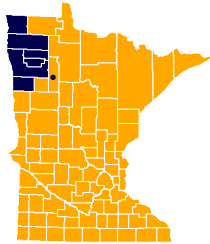
Vehicle fleet	1 Class 300, 9 Class 400, 2 Class 500, 2 Class 600
Service type	Deviated route, dial-a-ride
Funding class	Rural

Hours of Operation	
Monday - Friday	7:00 am - 5:00 pm
Saturday	No service
Sunday	No service
Base fare	\$1.25 - \$3.00

System performance



TRI-VALLEY HEARTLAND EXPRESS



Contact Cindy Pic
Title Transportation program manager
Street 1345 Fairfax Avenue
City State Zip Crookston MN 56716-2044
Telephone 218.281.0700
E-mail cpic@tvoc.org
Website tvoc.org



2012 highlights

- 90 children participated in a summer recreation bus program in Crookston, Thief River Falls and Bagley
- Implemented preventative maintenance program on all buses, resulting in costs savings on repairs
- Used social media to effectively market service to student populations
- Increased ridership by 20% over 2011

System characteristics

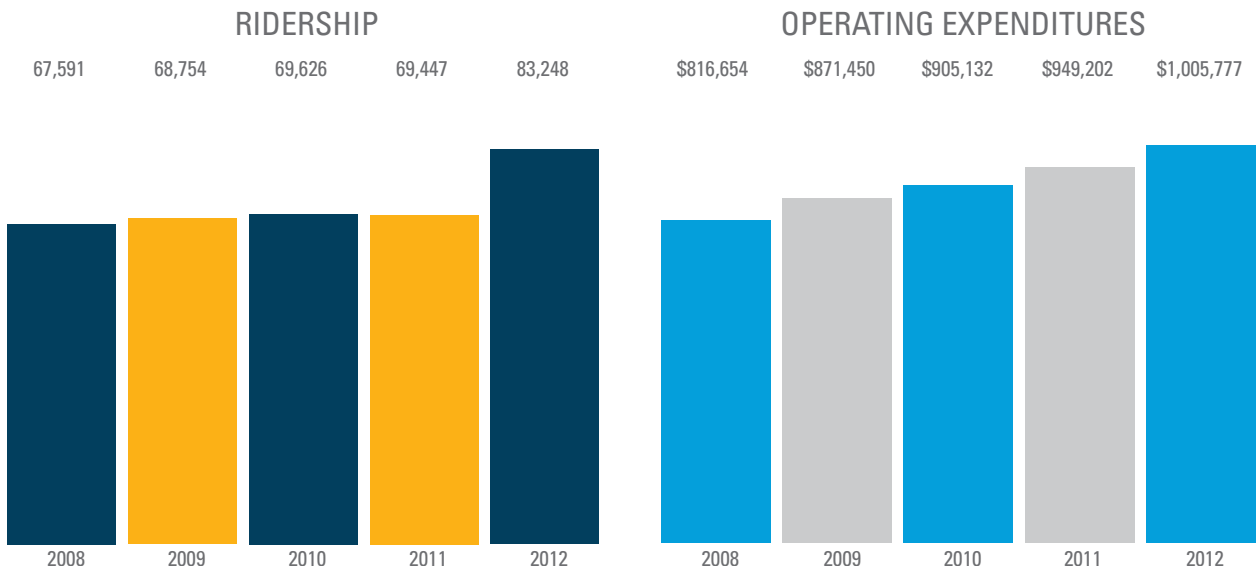
Vehicle fleet 13 Class 400, 3 Class 500
Service type Route deviation, dial-a-ride
Funding class Rural

System snapshot

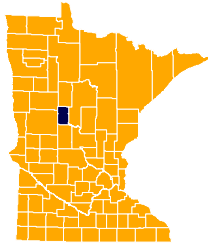
Legal Name Tri-Valley Opportunity Council
Governance Non-profit
Area Served Polk, Norman, Marshall, Pennington, Red Lake, Kittson counties, Bagley in Clearwater County
Legislative District 01A, 01B, 02A, 04B
Congressional District 7

Hours of Operation
 Monday - Friday 7:00 am - 5:00 pm
 Saturday No service
 Sunday No service
Base fare \$2.00

System performance



WADENA COUNTY FRIENDLY RIDER



Contact George Behl
Title Transit coordinator
Street 124 First Street Southeast
City State Zip Wadena MN 56482-1571
Telephone 218.631.5730
E-mail george.behl@co.wadena.mn.us
Website co.wadena.mn.us



2012 highlights

- Started service to Bertha and Hewitt
- Increased 2011 ridership by 7% to reach a new ridership record

System snapshot

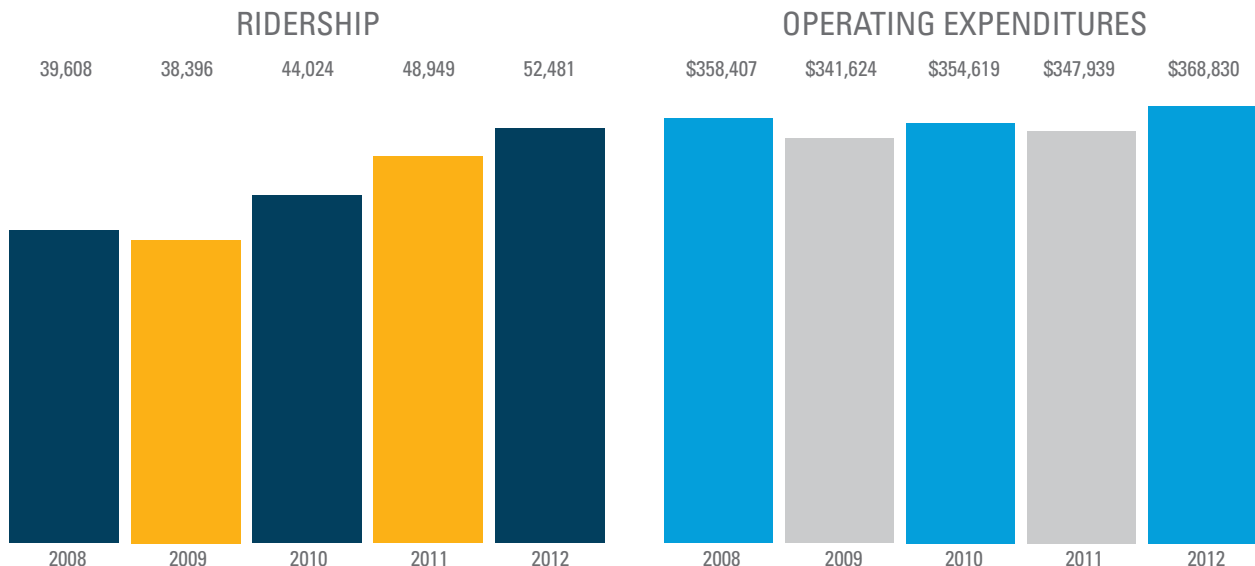
Legal Name Wadena County Human Services
Governance County
Area Served Wadena, northern Todd counties
Legislative District 02B, 09A
Congressional District 8

System characteristics

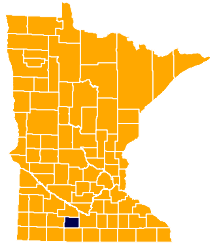
Vehicle fleet 4 Class 400
Service type Route deviation, dial-a-ride
Funding class Rural

Hours of Operation
Monday - Friday 7:15 am - 5:30 pm
Saturday 10:00 am - 2:00 pm
Sunday 8:00 am - 12:30 pm
Base fare \$1.25 - \$3.75

System performance



WATONWAN TAKE ME THERE



Contact Majorie R. Smith
Title Transit director
Street 1304 Seventh Avenue South
City State Zip St. James MN 56081-2439
Telephone 507.375.7385
E-mail marjorie.smith@co.watonwan.mn.us
Website co.watonwan.mn.us



2012 highlights

- Ridership increased by 19% over 2011 levels, the system's previous highest-recorded ridership year
- Exceeded local operating match requirement

System snapshot

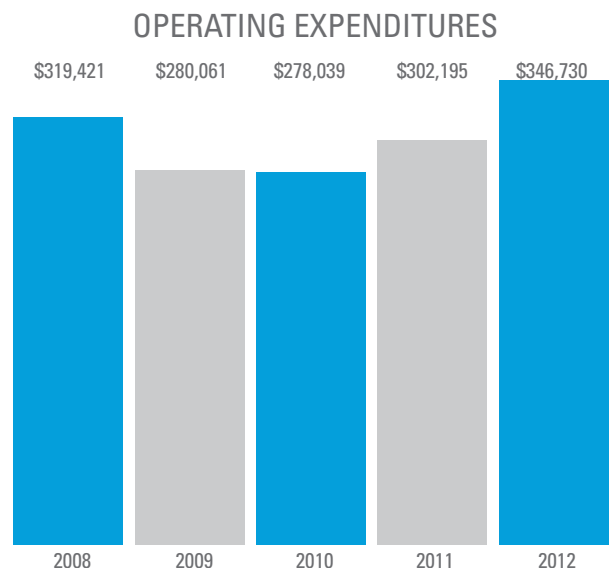
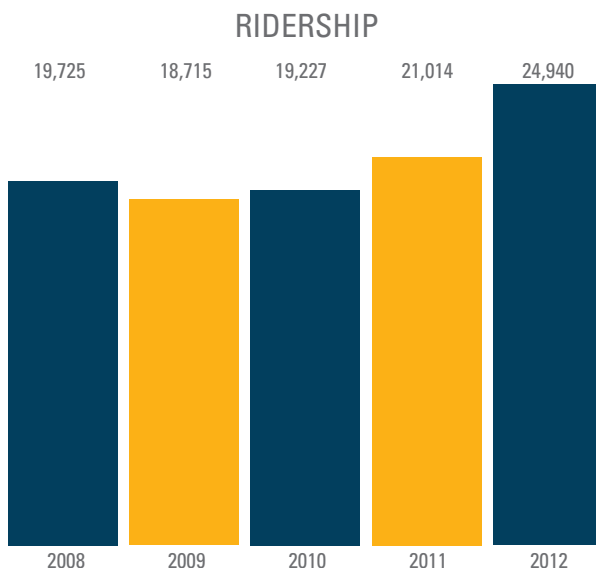
Legal Name Watonwan County
Governance County
Area Served Watonwan County; surrounding communities in Blue Earth, Brown, Cottonwood, Martin counties
Legislative District 16B, 19A, 19B, 22B, 23A, 23B
Congressional District 1

System characteristics

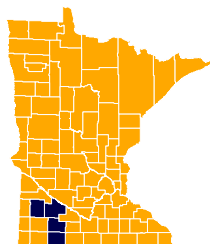
Vehicle fleet 3 Class 400
Service type Dial-a-ride, subscription
Funding class Rural

Hours of Operation
Monday - Friday 6:00 am - 5:00 pm
Saturday No service
Sunday No service
Base fare \$1.25 - \$2.25

System performance



WESTERN COMMUNITY ACTION: COMMUNITY TRANSIT



Contact Cathleen Amick
Title Transportation director
Street 1400 South Saratoga Street
City State Zip Marshall MN 56258-3114
Telephone 507.537.7628 Ext. 1124
E-mail cathleen.amick@wcainc.org
Website wcainc.org/transit/



2012 highlights

- Completed integration of mobile data computers on all buses
- Instituted advisory committees among passengers, business owners, professionals, and local government officials to ensure services are tailored to community needs

System snapshot

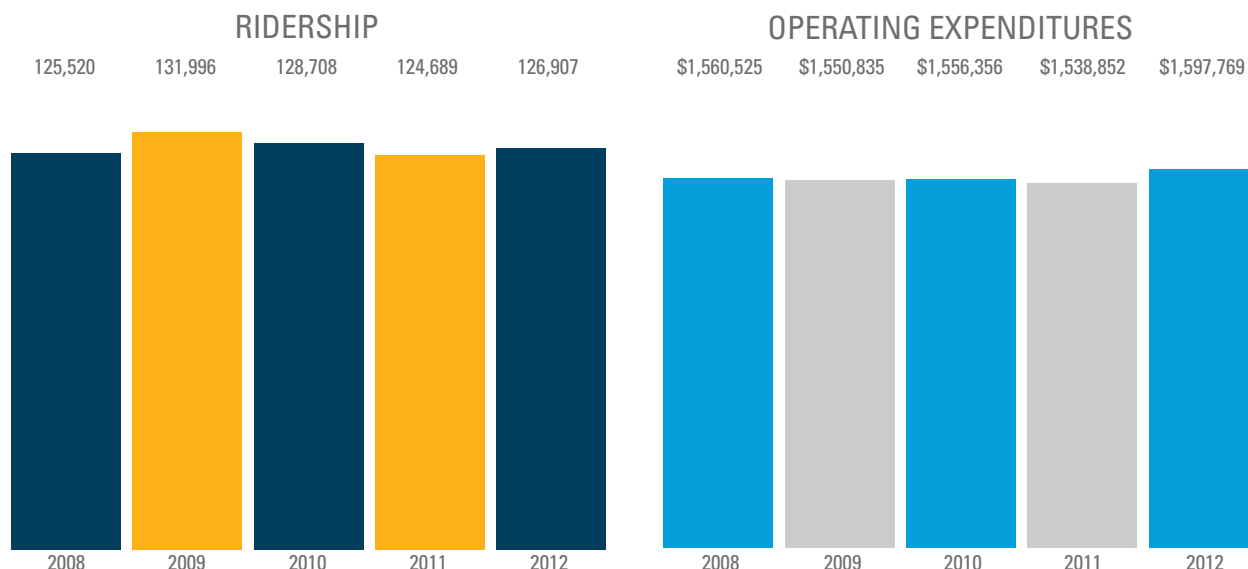
Legal Name	Western Community Action, Inc.
Governance	Community action program
Area Served	Jackson, Lyon, Redwood counties; limited service in Cottonwood, Lincoln counties
Legislative District	16A, 16B, 22A, 22B, 23A
Congressional District	1, 7

System characteristics

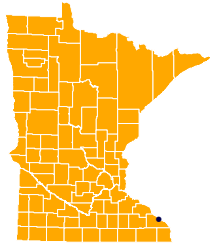
Vehicle fleet	20 Class 400
Service type	Route deviation, dial-a-ride, subscription
Funding class	Rural

Hours of Operation	
Monday - Friday	5:45 am - 9:00 pm
Saturday	8:30 am - 6:15 pm
Sunday	8:00 am - 4:00 pm
Base fare	\$2.00 - \$13.00

System performance



WINONA TRANSIT SERVICE



Contact Monica Hennessy Mohan
Title City clerk
Street 207 Lafayette Street, P. O. Box 378
City State Zip Winona MN 55987-3533
Telephone 507.457.8200
E-mail mhmohan@ci.winona.mn.us
Website cityofwinona-mn.com



2012 highlights

- Finished installation of safety cameras on entire bus fleet
- Continued providing subscription services to Winona State and St. Mary's University

System snapshot

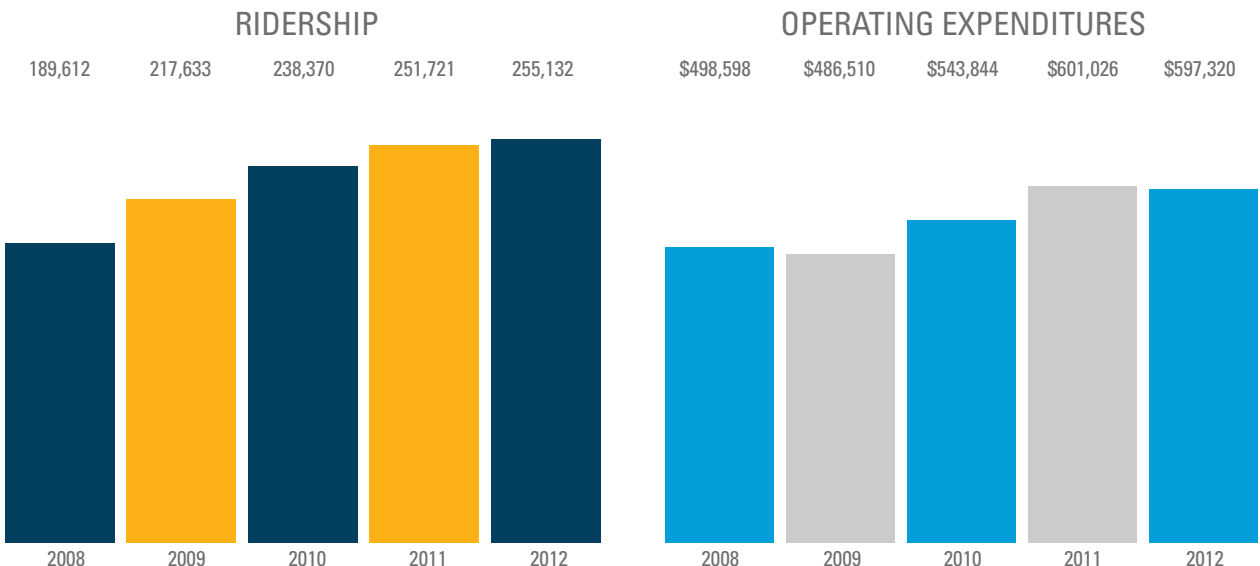
Legal Name City of Winona
Governance City
Area Served Goodview, Winona
Legislative District 21B, 28A
Congressional District 1

System characteristics

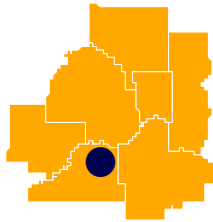
Vehicle fleet 7 Class 600
Service type Route deviation, subscription
Funding class Small urban

Hours of Operation
 Monday - Friday 6:00 am - 6:15 pm
 Saturday No service
 Sunday No service
Base fare \$1.30

System performance



LAKER LINES



Contact Jane Kansier
Title Assistant city manager
Street 4646 Dakota Street Southeast
City State Zip Prior Lake MN 55372
Telephone 952.447.9812
E-mail jkansier@cityofpriorlake.com
Website blueexpressbus.com



2012 highlights

- Increased 2011 ridership levels by 11%
- Began service from the new Eagle Creek Transit Station, the 563-stall park and ride facility located at County Road 21 and County Road 16

System snapshot

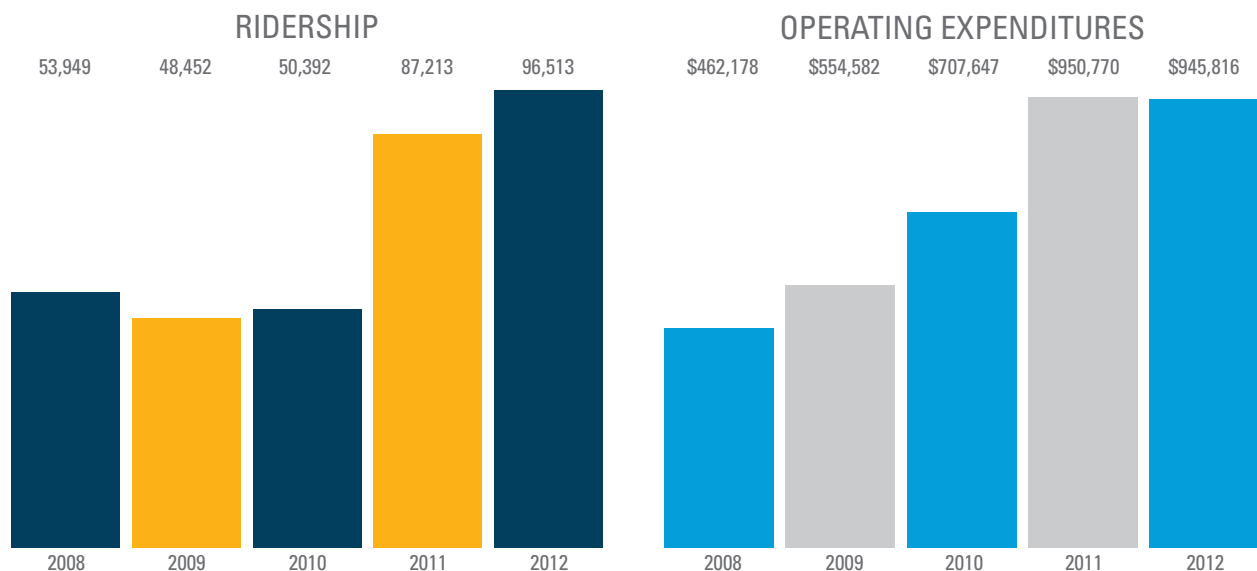
Legal Name City of Prior Lake
Governance Municipal
Area Served Prior Lake, Shakopee, Savage, Scott County
Legislative District 35A
Congressional District 2

System characteristics

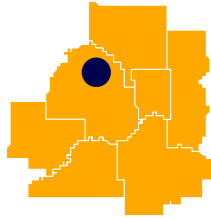
Vehicle fleet 5 Class 700
Service type Commuter, local circulator, shuttle

Hours of Operation
Monday - Friday 6:00 am - 7:00 pm
Saturday No service
Sunday No service
Base fare \$2.00 local, \$3.00 express

System performance



MAPLE GROVE TRANSIT



Contact Mike Opatz
Title Transit administrator
Street City of Maple Grove
City State Zip Maple Grove MN 55369
Telephone 763.494.6005
E-mail mopatz@maplegrovern.gov
Website maplegrovern.gov



2012 highlights

- Designed Parkway Station Phase 2, adding 300 stalls to park-and-ride structure
- Developed specs and bid documents to replace twelve 40-foot buses with a combination of articulated buses, low-floor buses, and coach buses
- Ranked most cost-effective and productive express bus route in the Twin Cities metro area

System snapshot

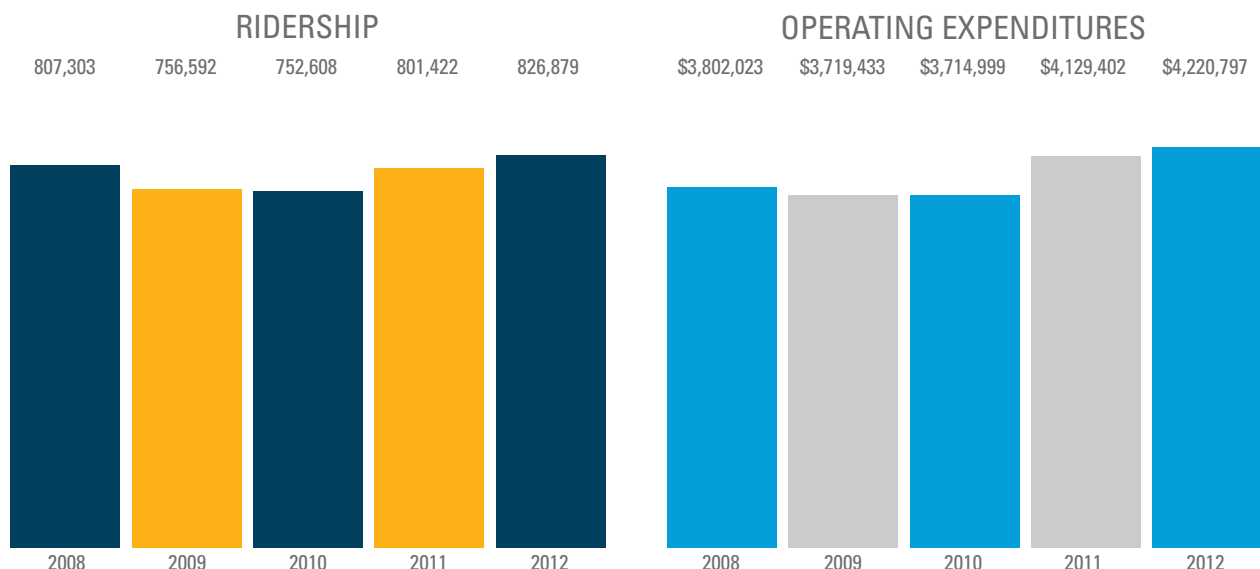
Legal Name City of Maple Grove
Governance Municipal
Area Served Maple Grove
Legislative District 32A, 32B
Congressional District 3

System characteristics

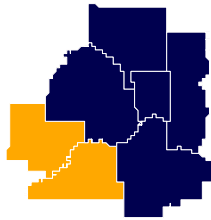
Vehicle fleet 5 Class 400, 35 Class 700
Service type Commuter, dial-a-ride

Hours of Operation
 Monday - Friday 5:50 am - 7:07 pm
 Saturday 8:00 am - 4:30 pm
 Sunday No service
Base fare \$3.00 commuter,
 \$1.75 dial-a-ride

System performance



METRO MOBILITY



Contact Andrew Krueger
Title Senior manager
Street 390 Robert Street North
City State Zip St. Paul MN 55101
Telephone 651.602.1689
E-mail andrew.krueger@metc.state.mn.us
Website metromobility.org



2012 highlights

- Implemented a "Peak-Demand-Overflow" program using taxi providers to better-serve passengers during peak hours
- Purchased 180 expansion and replacement vehicles

System snapshot

Legal Name Metropolitan Council, Metro Mobility
Governance Regional
Area Served Anoka, Dakota, Hennepin, Ramsey, Washington counties
Legislative District Metro
Congressional District 2, 3, 4, 5, 6

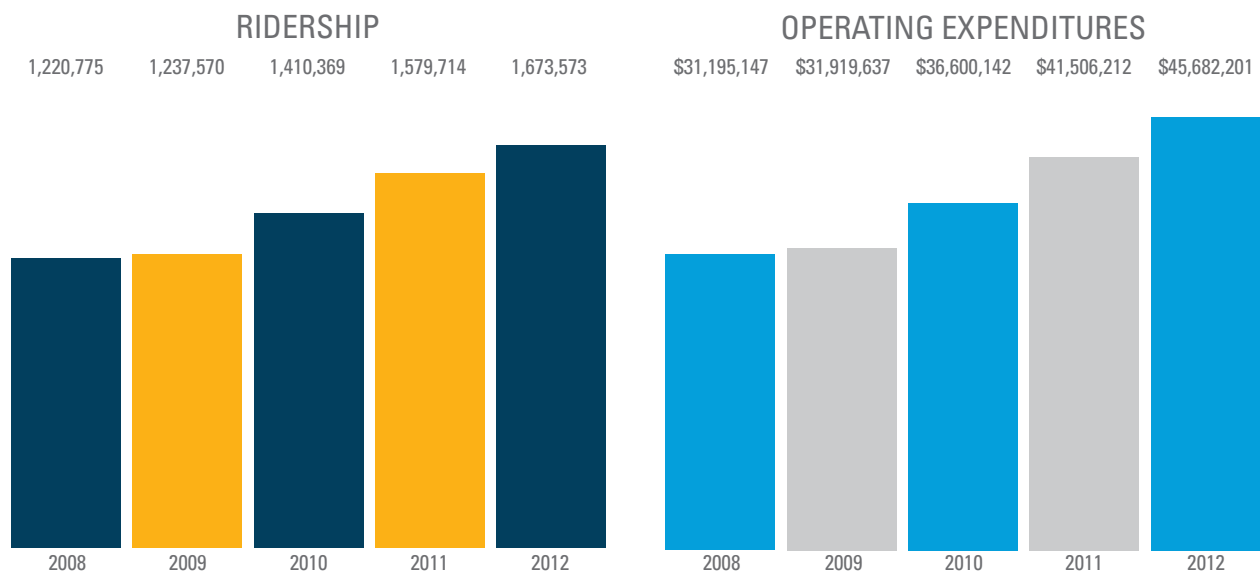
System characteristics

Vehicle fleet 300 Class 300, 40 sedans
Service type Dial-a-ride

Hours of Operation
Monday - Friday 12-24 hours/day*
Saturday 8-24 hours/day*
Sunday 8-24 hours/day*
Base fare \$3.00

*hours of operation based on fixed-route local service

System performance



METRO TRANSIT: COMMUTER RAIL



Contact Brian Lamb
Title General manager
Street 560 Sixth Avenue North
City State Zip Minneapolis MN 55411
Telephone 612.373.3333
E-mail brian.lamb@metrotransit.org
Website metrotransit.org



2012 highlights

- Opened a sixth suburban station in the city of Ramsey
- Average weekday boardings increased to 2,377, the highest to date
- Achieved highest to date on-time performance rate at 97.1%

System snapshot

Legal Name Metro Transit
Governance Regional
Area Served Minneapolis, Fridley, Anoka, Coon Rapids, Elk River, Big Lake, Ramsey, Bloomington
Legislative District 16B, 40B, 41B, 47B, 48A, 48B, 49B, 50A, 50B, 51B, 58A, 58B, 59B, 60A, 60B, 61A, 61B, 62A, 62B, 63A, 63B,
Congressional District 3,5,6

System characteristics

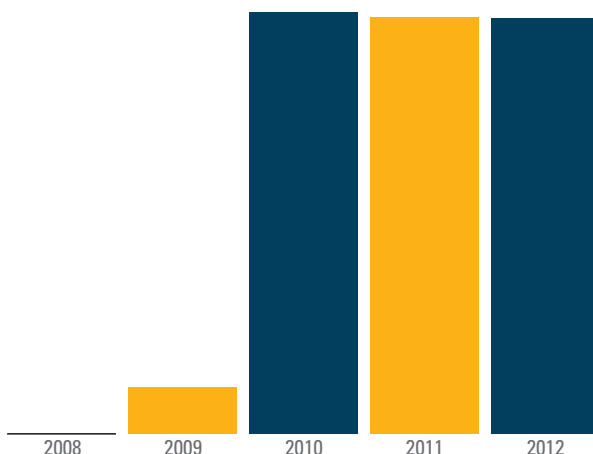
Vehicle fleet 18 commuter rail cars,
6 locomotives
Service type Fixed route

Hours of Operation
Monday - Friday 5:01 am - 7:04 pm
Saturday 10:23 am - 7:49 pm
Sunday 9:33 am - 5:44 pm
Base fare \$3.00 - \$6.00, varies by distance

System performance

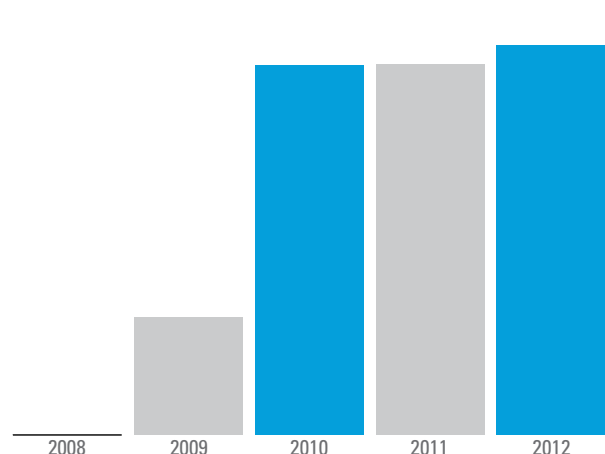
RIDERSHIP

78,782 710,426 703,427 700,276

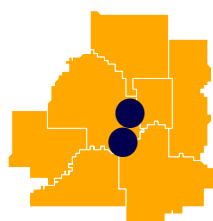


OPERATING EXPENDITURES

\$4,977,709 \$15,591,217 \$15,636,739 \$16,419,740



METRO TRANSIT: LIGHT RAIL



Contact Brian Lamb
Title General manager
Street 560 Sixth Avenue North
City State Zip Minneapolis MN 55411
Telephone 612.373.3333
E-mail brian.lamb@metrotransit.org
Website metrotransit.org



2012 highlights

- Attained highest ridership in service history
- Exceeded 2020 ridership projections by 29% with 31,300 average weekday boardings
- Increased ridership capacity with two new second-generation Siemens light-rail vehicles

System snapshot

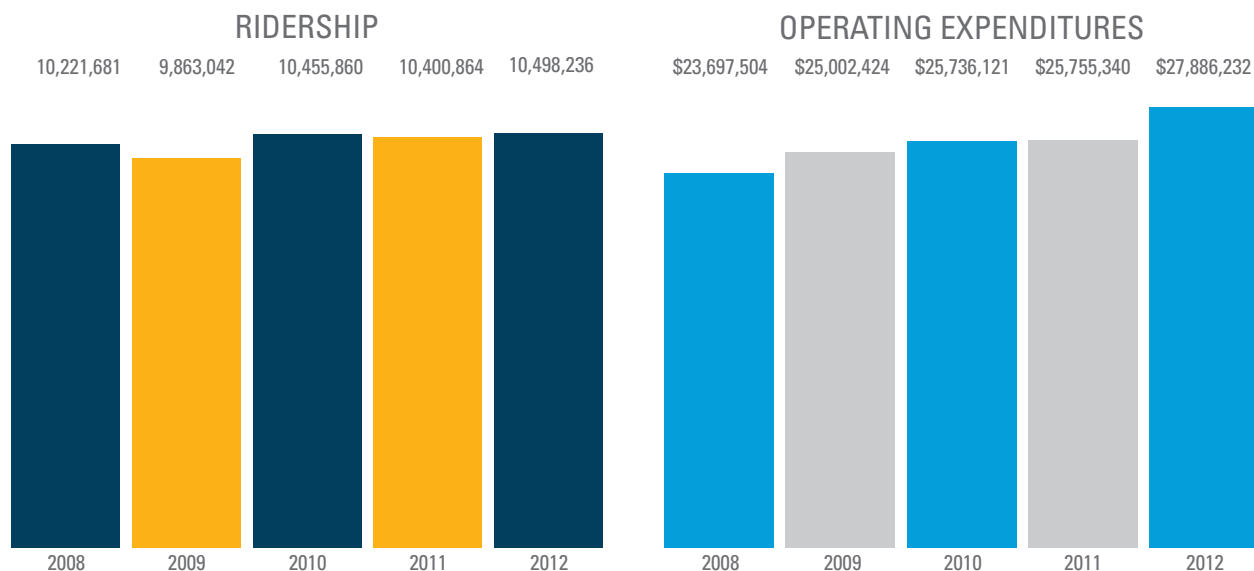
Legal Name Metro Transit
Governance Regional
Area Served Anoka, Dakota, Hennepin, Ramsey, Washington counties
Legislative District Metro
Congressional District 2, 3, 4, 5, 6

System characteristics

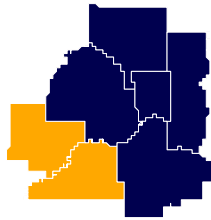
Vehicle fleet 27 light rail cars
Service type Fixed route

Hours of Operation
 Monday - Friday 4:00 am - 2:00 am
 Saturday 4:00 am - 2:00 am
 Sunday 4:00 am - 2:00 am
Base fare \$1.75 - \$3.00

System performance



METRO TRANSIT: REGULAR ROUTE BUS



Contact Brian Lamb
Title General manager
Street 560 Sixth Avenue North
City State Zip Minneapolis MN 55411
Telephone 612.373.3333
E-mail brian.lamb@metrotransit.org
Website metrotransit.org



2012 highlights

- Purchased two next-generation hybrid-electric buses
- 33 new hybrid-electric buses began service in St. Paul and communities in the east metro
- Achieved highest maintenance reliability in service history: 7,456 miles between road calls
- Opened 180-space park & ride lot in Little Canada with express service to Minneapolis and St. Paul

System snapshot

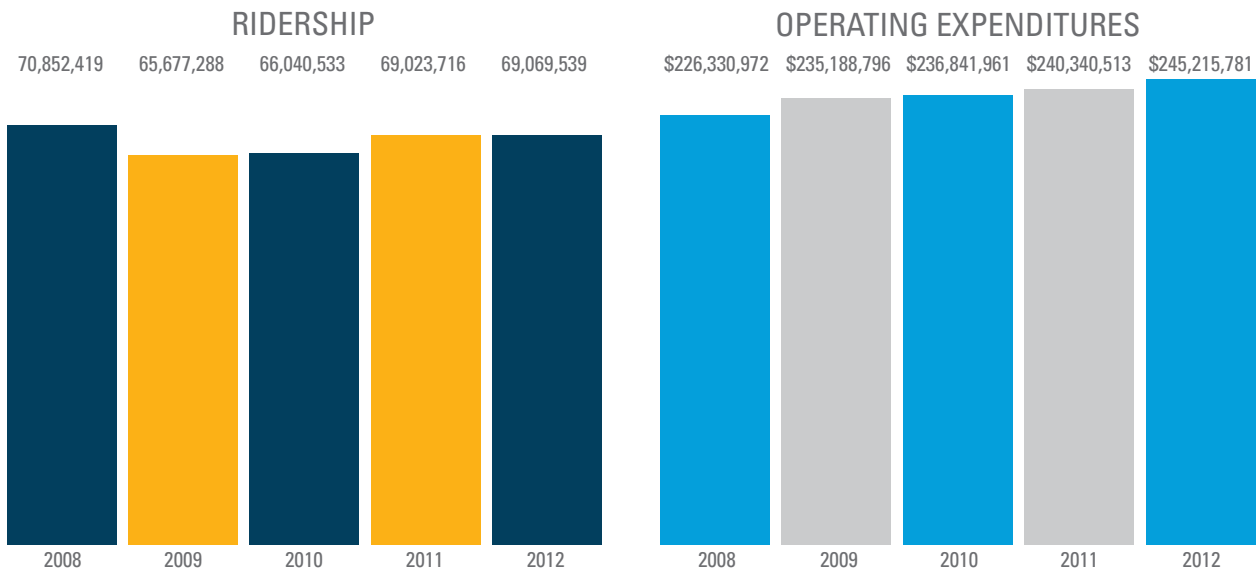
Legal Name Metro Tranist
Governance Regional
Area Served Anoka, Dakota, Hennepin, Ramsey, Washington counties
Legislative District Metro
Congressional District 2, 3, 4, 5, 6

System characteristics

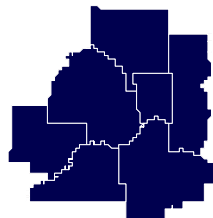
Vehicle fleet 740 buses, 166 articulated buses, 26 motor coaches
Service type Fixed route

Hours of Operation
 Monday - Friday 12:00 am - 11:59 pm
 Saturday 12:00 am - 11:59 pm
 Sunday 12:00 am - 11:59 pm
Base fare \$1.75 - \$3.00

System performance



METROPOLITAN COUNCIL CONTRACTED SERVICES: REGULAR ROUTE BUS



Contact John Harper
Title Manager, contracted transit services
Street 390 Robert Street North
City State Zip St. Paul MN 55101
Telephone 651.602.1744
E-mail john.harper@metc.state.mn.us
Website metrocouncil.org



2012 highlights

- Procured two 5-year service contracts for a combined amount of nearly \$28 million
- Increased ridership by 4%, setting a new program record

System snapshot

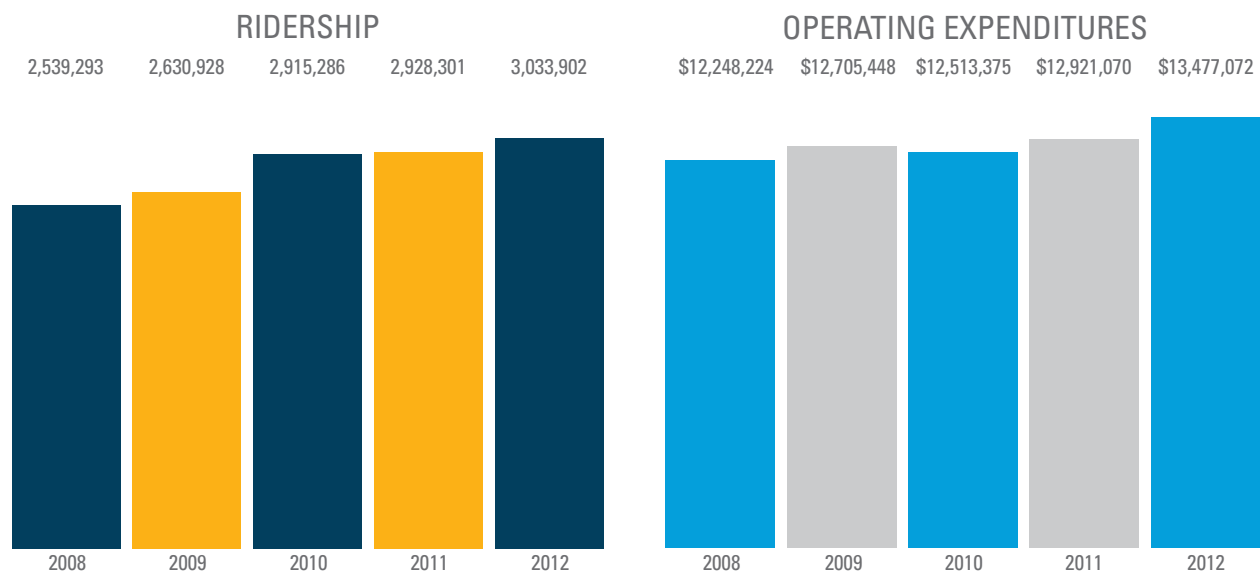
Legal Name	Metropolitan Council, Metropolitan Transportation Services
Governance	Regional
Area Served	Anoka, Carver, Dakota, Hennepin, Ramsey, Scott, Washington counties
Legislative District	Metro
Congressional District	2, 3, 4, 5, 6

System characteristics

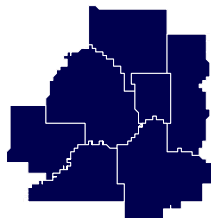
Vehicle fleet 30 Class 400, 84 Class 700
Service type Fixed route

Hours of Operation
Monday - Friday 5:30 am - 11:30 pm
Saturday 6:00 am - 11:00 pm
Sunday 7:00 am - 9:30 pm
Base fare \$1.75 - \$3.00

System performance



METROPOLITAN COUNCIL CONTRACTED SERVICES: TRANSIT LINK



Contact John Harper
Title Manager, contracted transit services
Street 390 Robert Street North
City State Zip St. Paul MN 55101
Telephone 651.602.1744
E-mail john.harper@metc.state.mn.us
Website metro council.org



2012 highlights

- Met Council and MnDOT entered into a Joint Powers agreement allowing Transit Link to serve destinations up to two miles beyond the seven-county metro area

System snapshot

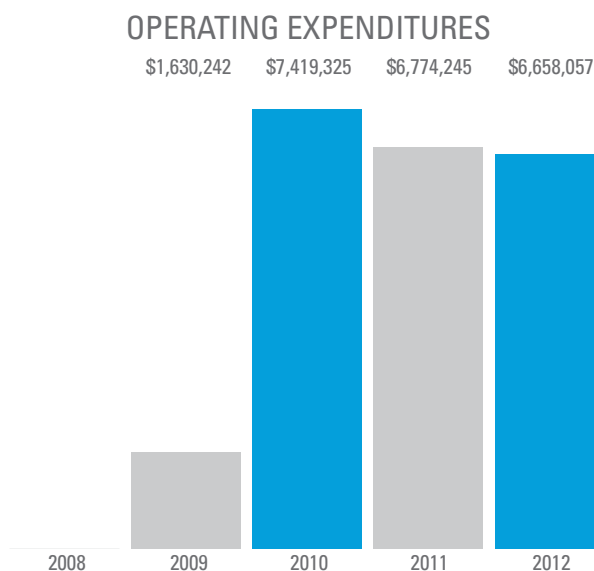
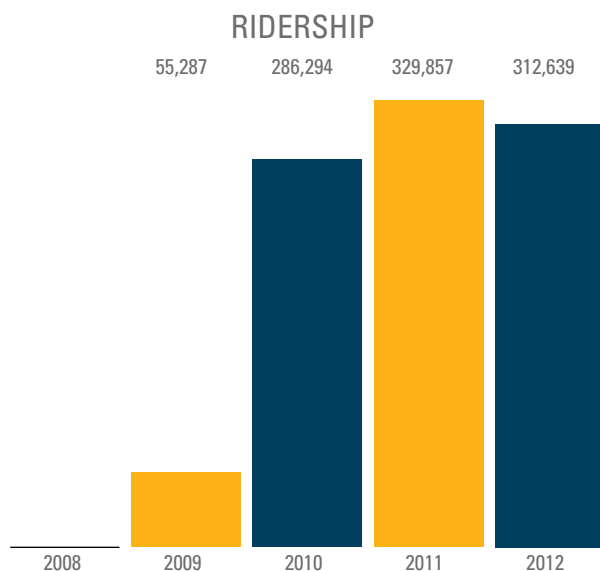
Legal Name Metropolitan Council,
Metropolitan Transportation
Services
Governance Regional
Area Served Anoka, Carver, Dakota,
Hennepin, Ramsey, Scott,
Washington counties
Legislative District Metro
Congressional District 2, 3, 4, 5, 6

System characteristics

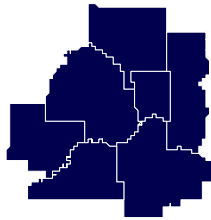
Vehicle fleet 76 Class 400
Service type Dial-a-ride

Hours of Operation
Monday - Friday 6:00 am - 7:00 pm
Saturday varies by community
Sunday varies by community
Base fare \$2.25

System performance



METROPOLITAN COUNCIL CONTRACTED SERVICES: VANPOOL



Contact Randy Rosvold
Title Senior project administrator
Street 390 Robert Street North
City State Zip St. Paul MN 55101
Telephone 651.602.8267
E-mail vanpool@metc.state.mn.us
Website metrotransit.org/vanpool



2012 highlights

- Initiated a five-year contract with Enterprise for van leases and support services, lowering overall lease rates 20%
- Implemented a vehicle graphics redesign to brand program with the Council's family of services
- Formed 11 new vanpools

System snapshot

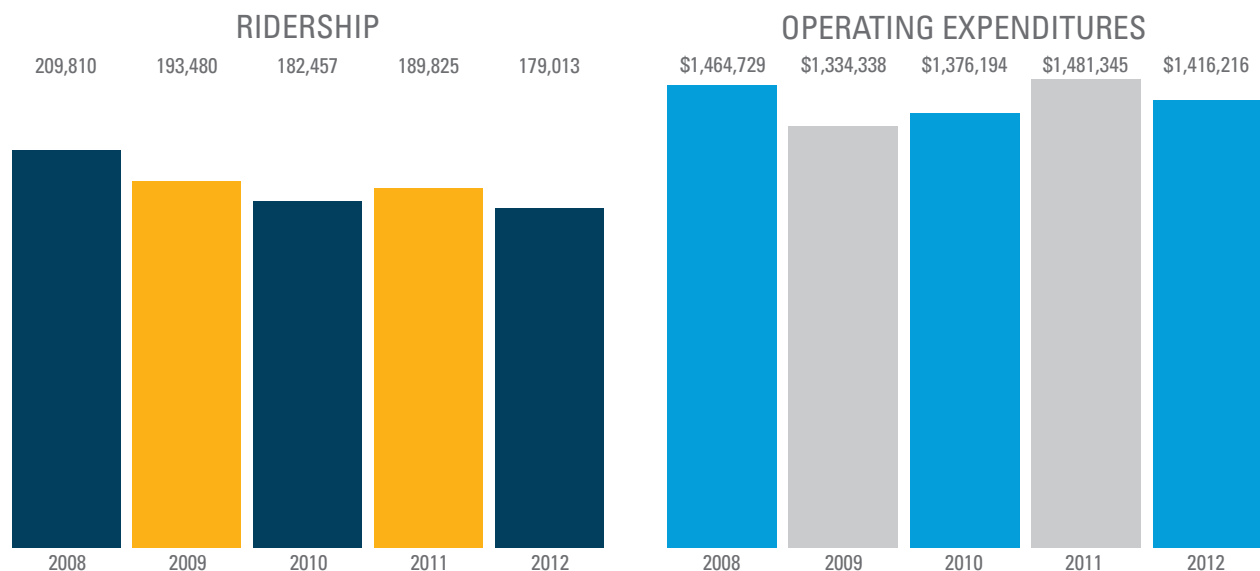
Legal Name	Metropolitan Council, Metropolitan Transportation Service
Governance	Regional
Area Served	Anoka, Blue Earth, Carver, Chisago, Dakota, Goodhue, Hennepin, Isanti, LeSueur, McLeod, Mille, Lacs, Rice, Scott, Sherburne, Washington, and Wright counties; Pierce, Polk, Saint Croix counties (WI)
Legislative District	Metro and others
Congressional District	1, 2, 3, 4, 5, 6, 7, 8

System characteristics

Vehicle fleet 68 vans
Service type Vanpool

Hours of Operation
Monday - Sunday
Base fare varies by individual vanpool
45-50% rider contribution toward van lease costs

System performance



MINNESOTA VALLEY TRANSIT AUTHORITY



Contact Beverley Miller
Title Executive director
Street 100 East Highway 13
City State Zip Burnsville MN 55337
Telephone 952.882.7500
E-mail bmiller@mvta.com
Website mvta.com



2012 highlights

- Prepared for launch of Metro Red Line Bus Rapid Transit: purchased seven vehicles; expanded waiting room space in Apple Valley Transit Station; planned station operations, scheduling, and driver training
- Received certificate of achievement for excellence in financial reporting
- Opened Rosemount Transit Station

System snapshot

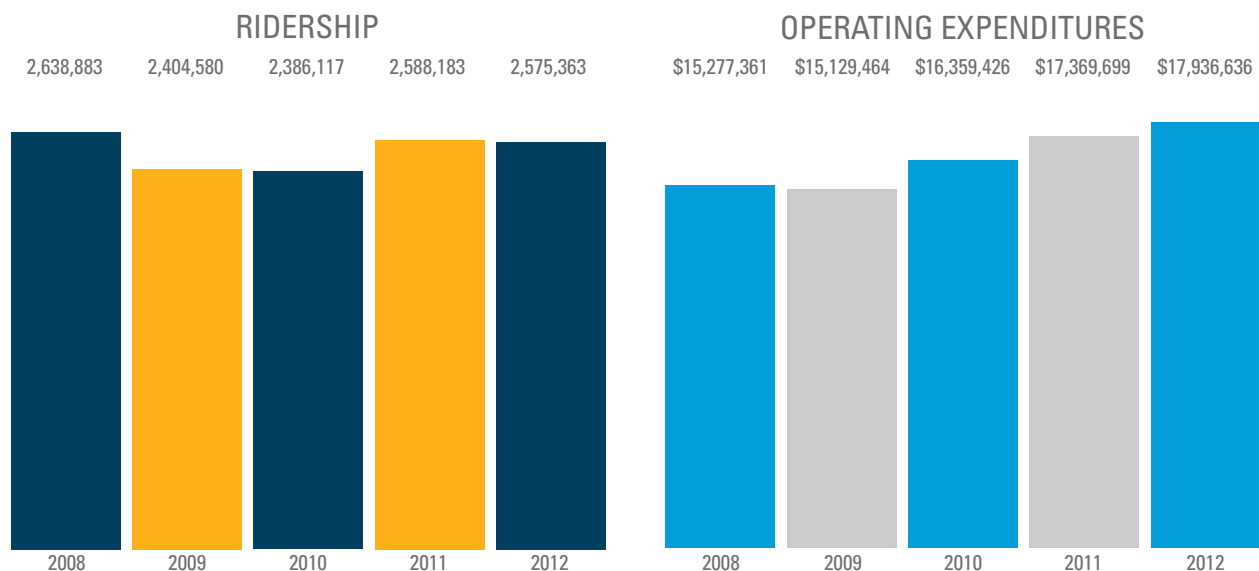
Legal Name Minnesota Valley Transit Authority
Governance Joint powers agreement
Area Served Apple Valley, Burnsville, Eagan, Rosemount, Savage, Lakeville
Legislative District 35B, 37A, 37B, 38A, 38B, 39A, 40A
Congressional District 2

System characteristics

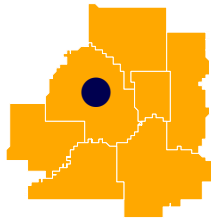
Vehicle fleet 9 Class 400, 88 Class 600, 32 Class 700
Service type Fixed route, deviated route

Hours of Operation
 Monday - Friday 4:45 am - 11:30 pm
 Saturday 7:30 am - 10:30 pm
 Sunday 7:30 am - 9:30 pm
Base fare \$1.75

System performance



PLYMOUTH METROLINK



Contact Bernie Maciej
Title Transit coordinator
Street 3400 Plymouth Boulevard
City State Zip Plymouth MN 55447
Telephone 763.509.5535
E-mail bmaciej@plymouthmn.gov
Website plymouthmn.gov



2012 highlights

- Decreased operating costs by 7% from 2011 to 2012 after entering into a new operating and maintenance service contract on Jan. 1, 2012

System snapshot

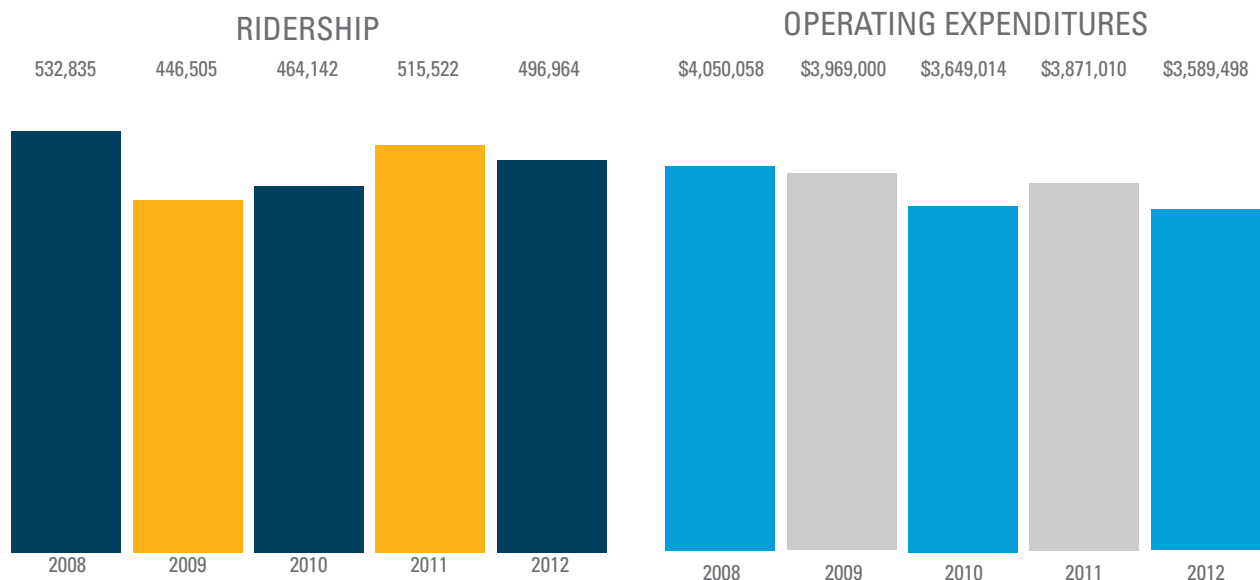
Legal Name City of Plymouth
Governance Municipal
Area Served Plymouth
Legislative District 33A, 43A, 43B, 45A
Congressional District 3

System characteristics

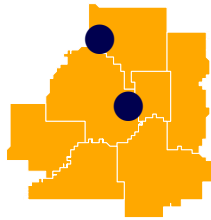
Vehicle fleet 28 Class 400, 6 Class 500,
9 Class 700
Service type Fixed route, dial-a-ride

Hours of Operation
Monday - Friday 6:00 am - 8:00 pm
Saturday No service
Sunday No service
Base fare \$2.25 - \$3.00

System performance



RAMSEY STAR EXPRESS



Contact Kurt Ulrich
Title City administrator
Street 7550 Sunwood Drive Northwest
City State Zip Ramsey MN 55303
Telephone 763.433.9845
E-mail kulrich@ci.ramsey.mn.us
Website ci.ramsey.mn.us



2012 highlights

- Ramsey Star Express was discontinued in November 2012 upon completion of Ramsey Station along the Northstar Commuter Rail

System snapshot

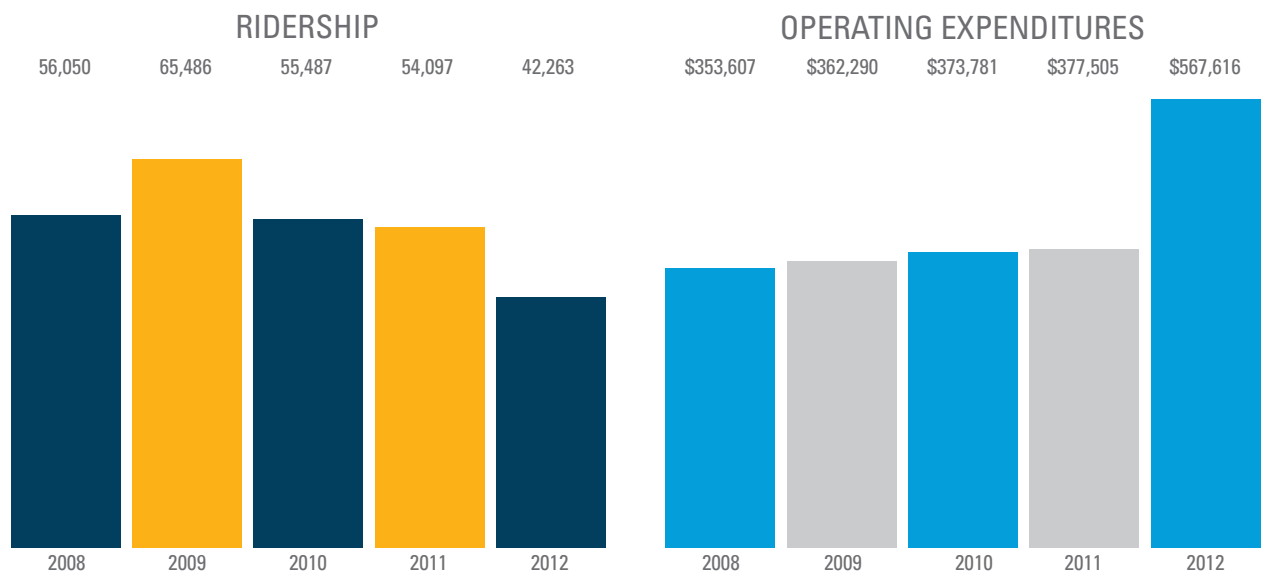
Legal Name City of Ramsey
Governance Municipal
Area Served Ramsey, Minneapolis
Legislative District 48B, 58A, 58B, 59A, 59B, 60A, 60B, 61A, 61B, 62A, 62B, 63A
Congressional District 5, 6

System characteristics

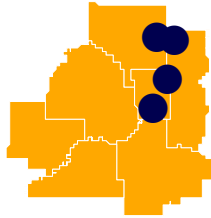
Vehicle fleet 3 motor coaches
Service type Commuter express

Hours of Operation
 Monday - Friday 5:16 am - 6:45 pm
 Saturday 10:38 am - 7:30 pm
 Sunday 9:48 am - 5:25 pm
Base fare \$3.50

System performance



RUSH LINE



Contact Brian Lamb
Title General manager
Street 560 Sixth Avenue North
City State Zip Minneapolis MN 55411
Telephone 612.373.3333
E-mail brian.lamb@metrotransit.org
Website metrotransit.org



2012 highlights

- This service was operated as a demonstration route by the Rush Line Task Force until December 2012, when the route transitioned permanently to Metro Transit

System snapshot

Legal Name	Rush Line Corridor Task Force
Governance	Joint powers board
Area Served	Ramsey, Anoka, Washington, counties
Legislative District	8B, 17A, 7B, 52A, 52B, 53A, 53B, 54B, 55A, 65A, 65B, 66A, 67A, 67B
Congressional District	4, 6, 8

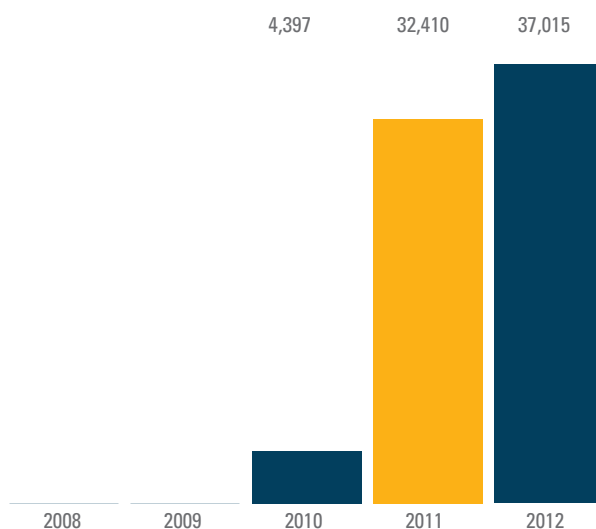
System characteristics

Vehicle fleet 4 motor coaches
Service type Commuter express

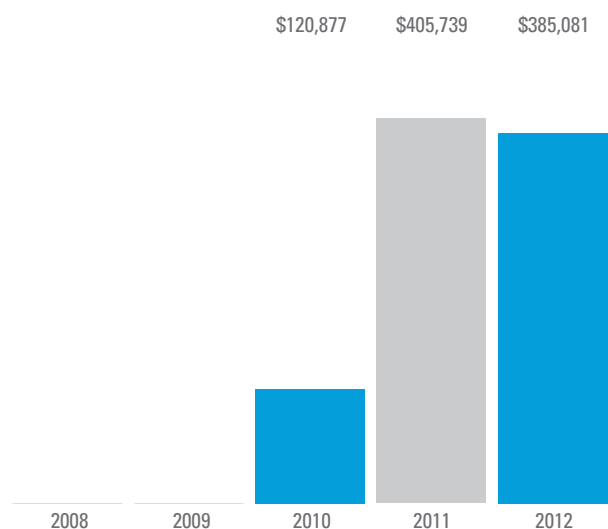
Hours of Operation
Monday - Friday 5:43 am - 6:24 pm
Saturday No service
Sunday No service
Base fare \$3.00

System performance

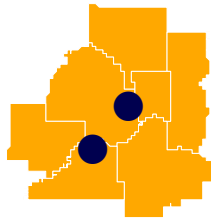
RIDERSHIP



OPERATING EXPENDITURES



SHAKOPEE TRANSIT



Contact Kyle Sobota
Title Planner
Street 129 South Holmes Street
City State Zip Shakopee MN 55379
Telephone 952.233.9349
E-mail ksobota@ci.shakopee.mn.us
Website ci.shakopee.mn.us



2012 highlights

- Began express service at the Eagle Creek Park and Ride, a 540-space station at Eagle Creek Blvd. and County Road 21
- Increased ridership by 8% over 2011 levels, including a 12% increase in circulator ridership and a 6.8% increase in express ridership

System snapshot

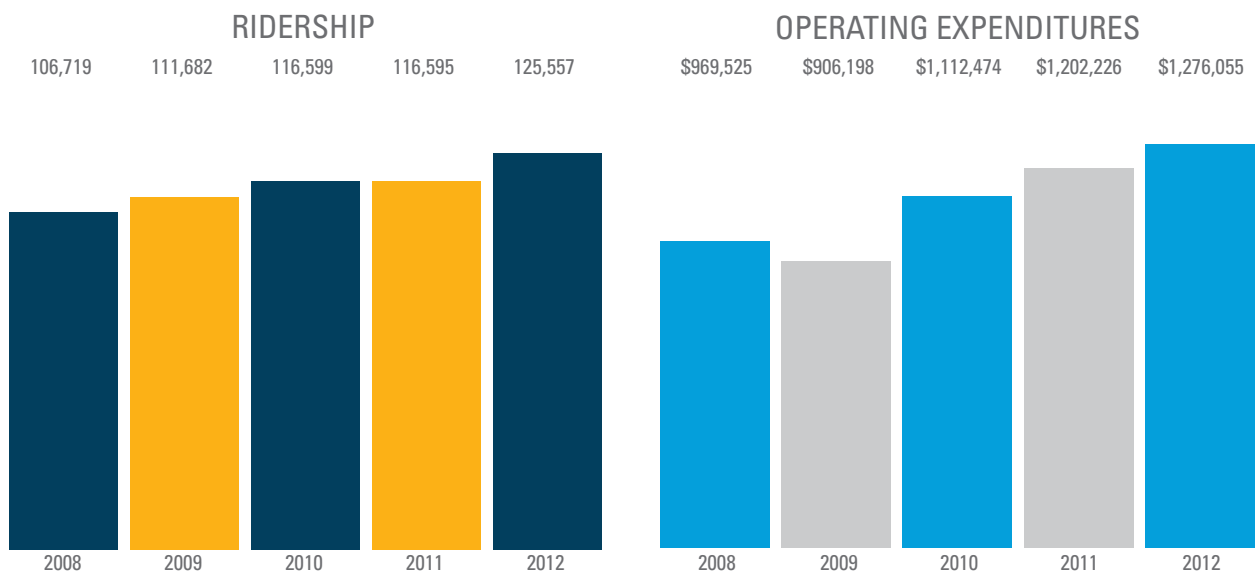
Legal Name Shakopee Transit
Governance Municipal
Area Served Shakopee, Minneapolis, Prior Lake
Legislative District 35A, 35B
Congressional District 2

System characteristics

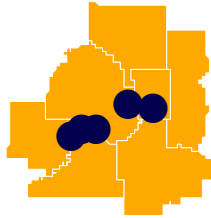
Vehicle fleet 5 Class 200, 5 Class 700
Service type Express, local circulator, shuttle

Hours of Operation
 Monday - Friday 5:37 am - 7:29 pm (express)
 Saturday 5:40 am - 5:27 pm (circulator)
 Sunday No service
Base fare \$3.00 express, \$1.00 circulator

System performance



SOUTHWEST TRANSIT



Contact Linda Spevacek
Title Administrative service assistant
Street 13500 Technology Drive
City State Zip Eden Prairie, MN 55344
Telephone 952.974.7997
E-mail lspevacek@swtransit.org
Website swtransit.org



2012 highlights

- Completed first year of service from Chanhassen Transit Station
- Began construction of new 700-stall East Creek Station park-and-ride facility
- Released region's first phone app for Android and iPhone
- Developed innovative "Back of the Bus" marketing campaign

System snapshot

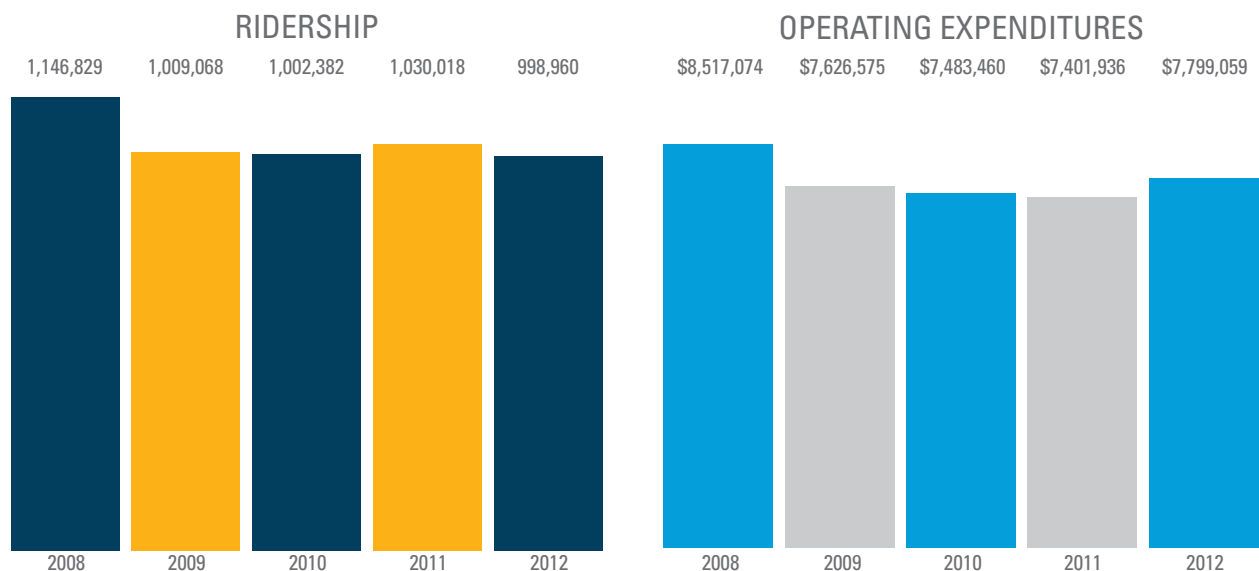
Legal Name	SouthWest Transit
Governance	Joint powers agreement
Area Served	Chanhassen, Chaska, Eden Prairie, Minneapolis, St. Paul
Legislative District	34A, 34B, 42A, 42B
Congressional District	2, 3

System characteristics

Vehicle fleet 10 Class 400, 50 Class 700
Service type Fixed route

Hours of Operation
Monday - Friday 5:00 am - 9:30 pm
Saturday No service
Sunday No service
Base fare \$1.75 - \$3.00

System performance



UNIVERSITY OF MINNESOTA TRANSIT



Contact William Stahlman
Title Assistant director
Street 901 29th Avenue Southeast
City State Zip Minneapolis MN 55414
Telephone 612.625.8020
E-mail stahl001@umn.edu
Website umn.edu/pts/bus/index.html



2012 highlights

- Introduced Nextbus tracking system of real-time bus schedules
- Retired two vehicles

System snapshot

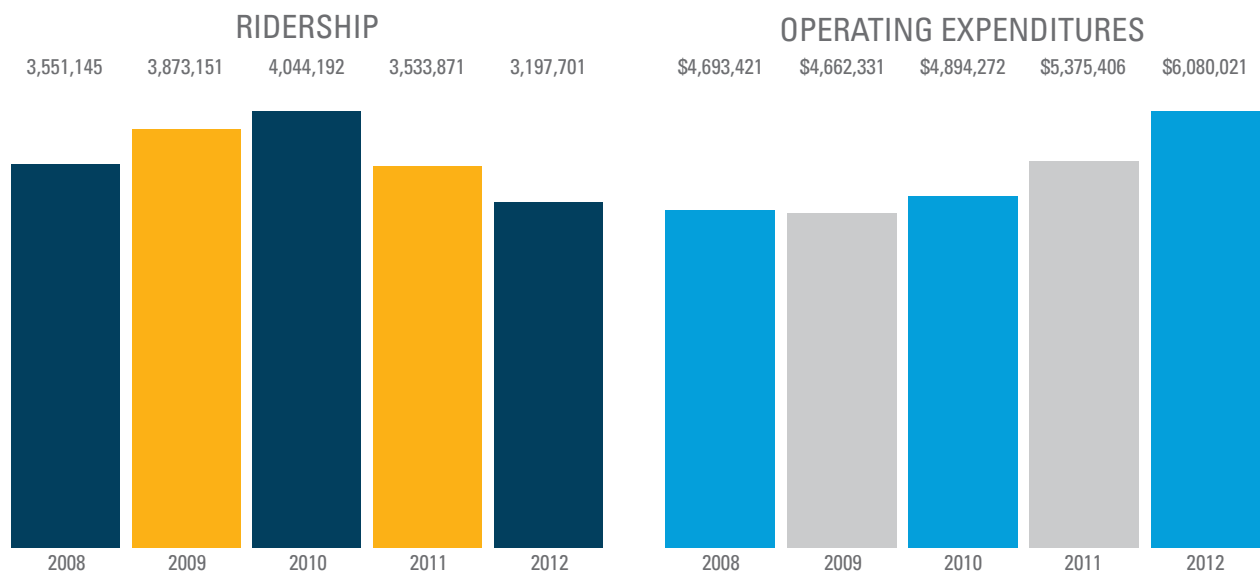
Legal Name University of Minnesota Parking and Transportation Services
Governance University of Minnesota
Area Served UMN Twin Cities campus
Legislative District 60B, 66A
Congressional District 2, 3, 4, 5, 6

System characteristics

Vehicle fleet 2 Class 200, 3 Class 400, 20 Class 700
Service type Fixed route, dial-a-ride

Hours of Operation
 Monday - Friday 7:00 am - 12:00 am
 Saturday 9:20 am - 12:00 am
 Sunday 9:20 am - 12:00 am
Base fare free

System performance



JEFFERSON LINES



Contact Bonnie Buchanan
Title Public affairs and senior advisor
Street 2100 East 26th Street
City State Zip Minneapolis MN 55404
Telephone 612.991.1425
E-mail bbuchanan@jeffersonlines.com
Website jeffersonlines.com



2012 highlights

- Eliminated public operating subsidy on two Minneapolis to Duluth routes (910 and 907) due to increased ridership

System characteristics

Service type Intercity bus
Funding class Section 5311(f)
Service hours 24 hours daily, 7 days weekly

System overview

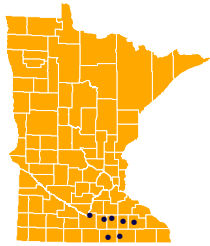
Jefferson Lines is a private intercity bus operator based in Minneapolis. Jefferson provides direct service to 74 Minnesota communities and connections to more than 4,000 destinations in the U.S., Canada, and Mexico. MnDOT administers federal Section 5311(f) funding to support and develop intercity bus transportation.

Minnesota's intercity bus program seeks to connect non-urbanized communities with the larger system of intercity bus service; to meet the intercity travel needs of residents in non-urbanized areas; to support the infrastructure of the intercity bus network through planning, marketing and capital investments; and to promote the coordination of intercity bus service with local public transit and other modes. The routes listed below are those portions of Jefferson routes operating in Minnesota and subsidized through this program. The program subsidizes 50% or 100% of a given route's operating deficit (operating cost minus revenues).

System performance

Subsidized Routes - State Fiscal Year 2013				
Route	Vehicle Miles	Ridership	Revenue	Operating Cost
Minneapolis-Duluth (I-35 via Pine City, Hinckley, etc.)	131,622	9,417	\$241,202	\$410,607
Minneapolis-Duluth (Hwy. 65 via Mora)	138,419	11,621	\$286,051	\$431,925
Wadena-Fargo	73,380	6,806	\$103,022	\$229,029
Minneapolis-LaCrosse (continuing to Milwaukee)	126,525	15,856	\$224,137	\$395,032
Grand Rapids-Duluth	9,500	196	\$2,152	\$29,608
Minneapolis-Rochester	82,200	1,262	\$18,201	\$257,469
Minneapolis-Sioux Falls (via Willmar, Marshall)	122,645	4,251	\$141,905	\$384,040
Fargo-Grand Forks-Bemidji-Wadena	91,609	4,262	\$86,693	\$286,476

LAND TO AIR EXPRESS



Contact Jason Mekalson
Title General manager
Street 50 Sibley Parkway
City State Zip Mankato MN 56001
Telephone 507.625.3977
E-mail jasonm@landtoair.net
Website landtoairexpress.com



2012 highlights

- Increased 2011 ridership by 5%
- Increased service to Rochester
- Joined National Bus Traffic Association, enabling sale of interline tickets to thousands of destinations in the U.S., Canada and Mexico

System characteristics

Service type Intercity bus
Funding class Section 5311(f)
Service hours 24 hours daily, 7 days weekly

System overview

Land to Air Express was founded in 1983 to provide service between Mankato and Minneapolis. Although Land to Air and Jefferson Lines share the same owner, Land to Air operates independently from Jefferson Lines and provides intercity bus connections from Mankato to the Minneapolis-St. Paul International Airport, Rochester International Airport, Amtrak stations, Jefferson Bus Lines, and Greyhound bus services.

MnDOT administers federal Section 5311(f) funding to support and develop intercity bus transportation. Minnesota's intercity bus program seeks to connect non-urbanized communities with the larger system of intercity bus service; to meet the intercity travel needs of residents in non-urbanized areas; to support the infrastructure of the intercity bus network through planning, marketing and capital investments; and to promote the coordination of intercity bus service with local public transit and other modes. The routes listed below are those portions of Land to Air routes operating in Minnesota and subsidized through this program. The program subsidizes 50% or 100% of a given route's operating deficit (operating cost minus revenues).

System performance

Subsidized Routes - State Fiscal Year 2013				
Route	Miles	Ridership	Revenue	Operating Cost
Mankato-Owatonna	33,488	492	\$4,803.37	\$47,010.91
Mankato-Rochester (via Albert Lea)	91,000	2,144	\$29,026.76	\$127,747.05

Elderly and Persons with Disabilities Capital Program

The purpose of the Federal Transit Administration Section 5310 program is to meet the special transportation needs of elderly persons and persons with disabilities for whom existing mass transportation services are unavailable, insufficient or inappropriate. The program seeks to enhance coordination of services to encourage the most efficient use of federal resources and to achieve the goal of improved mobility for elderly persons and persons with disabilities.

The State of Minnesota receives Section 5310 funds each year through a formula or annual appropriation from the U.S. DOT-FTA. It is MnDOT's policy to use Section 5310 funds to purchase lift-equipped vehicles. New vehicles may be used to replace existing vehicles, expand current services, or initiate new services. Grant vehicles are purchased under MnDOT's Cooperative Vehicle Procurement Program through the Minnesota Department of Administration.

Listed below are 2012 sub-recipients of Section 5310 funds:

1. ABILITY BUILDING CENTER (ABC WORKS)

Contact: Judy Johnson
Telephone: 507-895-7161
62 N. Third Street
La Crescent, MN 55947
judyw@abcinc.org

2. ABILITY BUILDING CENTER (ABILITY ENTERPRISES)

Contact: Larry Erickson
Telephone: 507.281.6262
1911 14th St. NW
Rochester, MN 55903
larrye@abcinc.org

3. ACHIEVE COMMUNITY SERVICES, INC.

Contact: Carol Donahoe
Telephone: 763-792-8705
1201 89th Ave. NE, Suite 105
Blaine, MN 55434
carol.donahoe@achieveservices.org

4. ADULT DAY SERVICES, INC.

Contact: April Collman
Telephone: 218-751-1324
620 Carlake Road SE
Bemidji, MN 56601
acollman@paulbunyan.net

5. ANOKA, CITY OF

Contact: Lisa LaCasse
Telephone: 763-576-2984
2105 First Ave. N.
Anoka, MN 55303-2270
llacasse@ci.anoka.mn.us

6. BAY LAKE AREA LIONS CHARITIES, INC.

Contact: Tom Burt
Telephone: 218-838-4179
25420 Eaglewood Road
Deerwood, MN 56444
Tictoc2@chartermi.net

7. BECKER COUNTY DAC

Contact: David Peterson
Telephone: 218-847-8206
Address: P.O. Box 852
Detroit Lakes, MN 56502
beckerdac@yahoo.com

8. CANVAS HEALTH

Contact: Steven Hunt
Telephone: 651-275-4308
5650 Memorial Ave. N.
Oak Park Heights, MN 55082
sjh@canvashealth.org

9. CEDAR VALLEY SERVICES, INC.

Contact: Richard Pavsek
Telephone: 507-433-2303
2111 Fourth St. NW
Austin, MN 55912
rpavsek@cedarvalleyservices.org

10. CLEARWATER DAY ACTIVITY CENTER, INC.

Contact: Donald Blooflat
Telephone: 218-694-6541
Fifth & Hallan Ave., P.O. Box 29
Bagley, MN 56621
dbcdac@gvtel.com

11. CLUES

Contact: Adriana Shelton
Telephone: 651.379.4281
882 S. Robert St.
West St. Paul, MN 55118
ashelton@clues.org

12. CONNECTIONS OF MOORHEAD, INC.

Contact: Mary Fandrich
Telephone: 218-233-8657 Ext. 30
810 Fourth Ave. S., Suite 156
Moorhead, MN 56560
mfandrich@connectionsofmoorhead.org

13. COTTONWOOD COUNTY DAC

Contact: Rhonda Haglund
Telephone: 507-831-1511
1049 Fifth Ave., P.O. Box 153
Windom, MN 56101
ccdac@qwestoffice.net

14. DARTS

Contact: Kevin Raun
Telephone: 651-234-2276
1645 Marthaler Lane
West St. Paul, MN 55118-9909
kevin.raun@darts1.org

15. DELANO, CITY OF

Contact: Linda Van Lith
Telephone: 763-972-0574
234 Second St. N., P.O. Box 462
Delano, MN 55328
linda@delano.mn.us

16. EAST POLK COUNTY DAC

Contact: Wayne Holt
Telephone: 218-435-6188
326 N. Mark Ave., P.O. Box 178
Fosston, MN 56542
epcdac@gvtel.com

17. EAST SIDE NEIGHBORHOOD SERVICES, INC.

Contact: Joseph Biernat
Telephone: 612-787-4023
1700 Second St. NE
Minneapolis, MN 55413
jbiernat@esns.org

18. EAST SUBURBAN RESOURCES

Contact: Ed Boeve
Telephone: 651-351-0190
1754 Washington Ave.
Stillwater, MN 55082-7561
eboeve@esrworks.org

19. ECUMEN DBA TRANSIT PLUS OF PARMLY LIFEPOINTES

Contact: Tom Henderson
Telephone: 651-257-7327
28210 Old Towne Road
Chisago City, MN 55013
wtomhenderson@ecumen.org

20. ECUMEN OF LITCHFIELD

Contact: Julie Kadelbach
Telephone: 320-373-6626
200 N. Holcombe Ave.
Litchfield, MN 55355
juliekadelbach@ecumen.org

21. EMPLOYMENT ENTERPRISES, INC.

Contact: Byron Quinn
Telephone: 320-632-9251
307 NW Ninth Ave., P.O. Box 303
Little Falls, MN 56345
eei@eeinc.org

22. ENTERPRISE NORTH, INC. – MADELIA

Contact: Mary Hippert
Telephone: 507-233-8900
21 Center Ave.
Madelia, MN 56062
mhippert@newulmtel.net

23. EPIC ENTERPRISE, INC.

Contact: Linda Hibbard
Telephone: 507-645-6800
430 Railway St. S., P.O. Box 168
Dundas, MN 55019
lahibbard@epicenterpriseinc.org

24. ESSENTIA HEALTH – DEER RIVER

Contact: Tom Windorski
Telephone: 218-246-3062
115 – 10th Avenue N.E.
Deer River, MN 56636
thomas.windorski@essentiahealth.org

25. ESSENTIA HEALTH – ST. MARY’S

Contact: Sue Braun
Telephone: 218-847-0894
1027 Washington Ave.
Detroit Lakes, MN 56501
sue.braun@essentiahealth.org

26. FALLS DAY ACTIVITIES CENTER, INC.

Contact: Tammy Haugen
Telephone: 218-681-5951
205 - 13th St. W., P.O. Box C
Thief River Falls, MN 56701
tammy@fallsdac.com

27. FIRST CARE MEDICAL SERVICES

Contact: Crystal Munter
Telephone: 218-435-7669
900 SE Hilligoss Blvd.
Fosston, MN 56542
crystal.munter@essentiahealth.org

28. FOCUS CORP. MN, INC.

Contact: Mary Wickersham
Telephone: 218-463-0411
P.O. Box 387
Roseau, MN 56751
focus@wikel.com

29. FUNCTIONAL INDUSTRIES, INC.

Contact: Rod Pederson
Telephone: 763-682-4336
1801 Highway 25 N., P.O. Box 336
Buffalo, MN 55313
rpederson@functionalindustries.org

30. GOOD SAMARITAN NURSING HOME

Contact: Keith Lieberg
Telephone: 218-773-7484
2122 River Road NW
East Grand Forks, MN 56721
klieberg@good-sam.com

31. GREENWOOD CONNECTIONS

Contact: Lori Elmore
Telephone: 218-564-4101
427 Main St. NE
Menahga, MN 56464
lorielmore@wcta.net

32. GUARDIAN ANGELS OF ELK RIVER

Contact: Rosemary Becker
Telephone: 763-241-6845
922 Main Street
Elk River, MN 55330
rbecker@ga-er.org

33. HMONG AMERICAN PARTNERSHIP

Contact: Bao Vang
Telephone: 651-495-1507
1075 Arcade St.
St. Paul, MN 55106
baov@hmong.org

34. HOPE DEVELOPMENTAL ACHIEVEMENT CENTER

Contact: Catherine Nelson
Telephone: 507.247.5340
330 E. Highway 214, P.O. Box 637
Tyler, MN 56178
cathyn56115@yahoo.com

35. HUBBARD COUNTY DAC

Contact: Ed Ranson
Telephone: 218-732-3358
109 Pleasant Ave., P.O. Box 86
Park Rapids, MN 56470
dac@unitelc.com

36. INDEPENDENCE CENTER, INC.

Contact: Amy Christensen
Telephone: 320-252-4146
51 First Ave. S.
Waite Park, MN 56387
atcici@cloudnet.com

37. JOBS PLUS, INC.

Contact: Katie Neegard
Telephone: 507-833-5004
200 16th Ave. SE
Waseca, MN 56093
kneeg_1@yahoo.com

38. KANDIYOHI AREA TRANSIT JOINT POWERS BOARD

Contact: Tiffany Collins
Telephone: 320-214-7433
1320 22nd St. SW, P.O. Box 186
Willmar, MN 56201
tcollins@katbus.org

39. KITTSOON COUNTY DAC, INC.

Contact: Missy Karboviak
Telephone: 218-754-2225
P.O. Box 54
Lake Bronson, MN 56734
missyk500@gmail.com

40. LAKEWOOD HEALTH SYSTEM

Contact: Lora Wutzke
Telephone: 218-894-8331
401 Prairie Avenue East
Staples, MN 56479
lorawutzke@lakewoodhealthsystem.com

41. LESUEUR COUNTY DEVELOPMENTAL SERVICES, INC.

Contact: Doug Scharfe
Telephone: 507-362-8560
519 W. Paquin St., P.O. Box 47
Waterville, MN 56096
LCDS2@frontiernet.net

42. LIFEWORKS SERVICES, INC.

Contact: Bob Platz
Telephone: 651-365-3728
2965 Lone Oak Drive, Suite 160
Eagan, MN 55121-3019
bplatz@lifeworks.org

43. LITTLEFORK MUNICIPAL HOSPITAL DBA LITTLEFORK MEDICAL CENTER

Contact: Jennifer Fondie
Telephone: 218-278-6634
912 Main Street
Littlefork, MN 56653
jfondie@onvoymail.com

44. MANKATO REHABILITATION CENTER, INC.

Contact: Ron Decker
Telephone: 507-386-5670
201 Victory Drive
Mankato, MN 56001
rdecker@mrciworksource.org

45. MANKATO REHABILITATION CENTER, INC.

Contact: Jeanine Grosam
Telephone: 507-233-2730
2100 North Broadway, P.O. Box 894
New Ulm, MN 56073
jgrosam@mrciworksource.org

46. MANKATO REHABILITATION CENTER, INC. ROSEMOUNT

Contact: Sharon Montoya
Telephone: 651-423-8900
15191 Boulder Court
Rosemount, MN 55068
smontoya@mrciworksource.org

47. MARTIN LUTHER MANOR, INC.

Contact: Linda Baumgarter
Telephone: 952-948-5155
1401 E. 100th St.
Bloomington, MN 55425-2614
lbaumga1@fairview.org

48. MAYO CLINIC HEALTH SYSTEM – LAKE CITY

Contact: Jennifer Lindow
Telephone: 651-345-6077
500 W. Grant St.
Lake City, MN 55041
lindow.jennifer@mayo.edu

49. MIDWAY TRAINING SERVICES, INC.

Contact: Philip Swanson
Telephone: 651-288-8929
1246 University Ave. W.
St. Paul, MN 55104
pswanson@midwaytraining.com

50. MIDWEST SPECIAL SERVICES, INC.

Contact: Julie Johnson
Telephone: 651-778-1000
900 Ocean St.
St. Paul, MN 55106
jjohnson@mwsservices.org

51. MINNEAPOLIS AMERICAN INDIAN CENTER

Contact: Janet Stately
Telephone: 612.879.1770
1530 East Franklin Avenue
Minneapolis, MN 55404
jstately@maicnet.org

52. MINNESOTA VALLEY ACTION COUNCIL WASECA COUNTY TRANSPORTATION PROJECT

Contact: Sandy Chadderdon
Telephone: 507-835-4551
308 N. State St.
Waseca, MN 56093
schadderdon@mnavac.org

53. NEWTRAX, INC.

Contact: Kim Trenary
Telephone: 651.789.6220
3210 Labore Road, Suite 100
Vadnais Heights, MN 55110
ktrenary@nexttrax.org

54. NORMAN COUNTY DAC

Contact: Matt Kramer
Telephone: 218-784-4582
P.O. Box 145
Ada, MN 56510
mkncdac@loretel.net

55. NORTHEAST CONTEMPORARY SERVICES, INC.

Contact: Rebecca Smith
Telephone: 651-636-3343
2770 Cleveland Ave. N.
Roseville, MN 55113
rebecca.smith@northeastcontemporaryservices.org

56. OCCUPATIONAL DEVELOPMENT CENTER INC. – THIEF RIVER FALLS

Contact: Charity Brault
Telephone: 218-681-6830
1520 Highway 32 S.
Thief River Falls, MN 56701
cbrault@odcmn.com

57. OCCUPATIONAL DEVELOPMENT CENTER INC. – WARREN

Contact: Cindy Gratzek
Telephone: 218-745-4401
1008 N. Second St.
Warren, MN 56762
cgratzek@odcmn.com

58. OPPORTUNITY PARTNERS

Contact: Alison Steward
Telephone: 952-942-3837
7102 Shady Oak Road
Eden Prairie, MN 55344
asteward@opportunities.org

59. OPTIONS, INC.

Contact: Matt Carlson
Telephone: 763-263-3684 x 224
16820 197th Ave. NW
Big Lake, MN 55309
mattcarlson@options-inc.org

60. PEOPLE RESPONDING IN SOCIAL MINISTRY (PRISM)

Contact: Courtney Whited
Telephone: 763.529.1252
730 Florida Avenue South
Golden Valley, MN 55426
cwhited@prismmpls.org

61. PERHAM HEALTH

Contact: Karen Laughlin
Telephone: 218-347-1820
1000 Coney Street West
Perham, MN 56573
karen.laughlin@perhamhealth.org

62. PINE HABILITATION AND SUPPORTED EMPLOYMENT (PHASE)

Contact: Tim Schmutzer
Telephone: 320-245-2246
106 Main St.
Sandstone, MN 55072
tschmutzer@pinehab.org

63. PINE HAVEN, INC.

Contact: Steve Ziller
Telephone: 507-356-8304
210 NW Third St.
Pine Island, MN 55963
admin@pinehavencommunity.org

64. PINWOOD, INC. – DULUTH

Contact: Toni Rothmeier
Telephone: 218-879-4566
915 18th St.
Cloquet, MN 55720
toni@pinewoodclog-duluth.com

65. POLK COUNTY DEVELOPMENTAL ACHIEVEMENT CENTER

Contact: JoAn Bittner
Telephone: 218-281-4181
515 Fifth Ave. S.
Crookston, MN 56716
bittner.dac@midconetwork.com

66. POSSABILITIES OF SOUTHERN MINNESOTA

Contact: Linda Driessen
Telephone: 507-281-6116
1808 Third Ave. SE
Rochester, MN 55904
LDriessen@possabilities.org

67. PROACT, INC. – EAGAN

Contact: Sheena Henry
Telephone: 651-289-3149
3195 Neil Armstrong Blvd.
Eagan, MN 55121
shenry@proactinc.org

68. PROACT, INC. – RED WING

Contact: Sally Ogren
Telephone: 651-388-7108
204 Mississippi Ave.
Red Wing, MN 55066
sogren@proactinc.org

69. RAINBOW RIDER TRANSIT BOARD

Contact: Harold Jennissen
Telephone: 320.283.5065
249 Poplar Avenue
Lowry, MN 56349
hjenn@runestone.net

70. RISE, INCORPORATED

Contact: Lynn Noren
Telephone: 763-783-2814
8406 Sunset Road NE
Spring Lake Park, MN 55432
lnoren@rise.org

71. RIVERVIEW HEALTHCARE ASSOCIATION

Contact: Linda Nephew
Telephone: 218-281-9459
323 South Minnesota Street
Crookston, MN 56716
lnephew@riverviewhealth.org

72. ROCK COUNTY OPPORTUNITIES, INC.

Contact: Beth Bartels
Telephone: 507-283-4582
807 W. Main St., P.O. Box 626
Luverne, MN 56156
bbartels@rockcountyopp.com

73. ROSEVILLE AREA SENIOR PROGRAM

Contact: Janell B. Wampler
Telephone: 651-604-3522
1910 W. County Road B
Roseville, MN 55113
janell.wampler@isd623.org

74. ST. JOHN'S LUTHERAN HOME

Contact: Debbra Peterson
Telephone: 507-723-3211
Springfield, MN 56087
debbra@sjlhome.com

75. ST. PAUL JEWISH COMMUNITY CENTER OF THE GREATER ST. PAUL AREA

Contact: Barbie Levine
Telephone: 651-255-4734
1375 St. Paul Ave.
St. Paul, MN 55116
blevine@stpauljcc.org

76. SERVICE ENTERPRISES, INC. OF MINNESOTA

Contact: Betty Stancer
Telephone: 507-637-3503
515 W. Bridge St., P.O. Box 248
Redwood Falls, MN 56283
betty.stancer@service-enterprises.org

77. SIBLEY COUNTY DEVELOPMENTAL ACHIEVEMENT CENTER

Contact: Mark Pauly
Telephone: 507-964-5726
700 Marion Drive, P.O. Box 916
Arlington, MN 55307-0916
scdpaul@frontiernet.net

78. STEP, INC.

Contact: Sue Eisenmenger
Telephone: 507-238-4341
5 Downtown Plaza
Fairmont, MN 56031
seisenmenger@stepinc.org

79. STEVENS COUNTY DEVELOPMENTAL ACHIEVEMENT CENTER

Contact: Emmy Kvatum
Telephone: 320-589-3020
203 Green River Road, P.O. Box 25
Morris, MN 56267
ekvatum@hometownsolutions.net

80. SWIFT COUNTY DEVELOPMENT ACHIEVEMENT CENTER

Contact: Emmy Kvatum
Telephone: 320-843-4201
2105 Minnesota Ave.
Benson, MN 56215
scdac3@embarqmail.com

81. UDAC, INC.

Contact: Laurie Berner
Telephone: 218-722-5867
500 E. 10th St.
Duluth, MN 55805
lberner@udac.org

82. VALLEY VIEW NURSING HOME OF HOUSTON, INC.

Contact: Connie Edwards
Telephone: 507-896-3125
510 E. Cedar St.
Houston, MN 55943
cedwards@acegroup.cc

83. VOLUNTEERS OF AMERICA OF MINNESOTA

Contact: Bee Vue
Telephone: 612-455-2926
1505 Park Ave. S.
Minneapolis, MN 55404
bvue@voamn.org

84. WACOSA

Contact: Nancy Betts
Telephone: 320-257-5187
320 Sundial Drive
Waite Park, MN 56387
nbetts@wacosa.org

85. WADENA COUNTY DAC, INC.

Contact: Sylvia Silvers
Telephone: 218-837-5182
305 SW Fifth St., P.O. Box 235
Sebeka, MN 56477
wcdac@wcta.net

86. WHITE BEAR LAKE LIONS CLUB

Contact: Andrea Wildman Hilal
Telephone: 651.653.3126
2484 East County Road F
White Bear Lake, MN 55110
andrea.wildman-hilal@isd624.org

87. WHITE EARTH RESERVATION TRIBAL COUNCIL

Contact: Ray Johnston
Telephone: 218-983-3283
P.O. Box 418
White Earth, MN 56591
rayj@whiteearth.co

88. WINONA COUNTY DEVELOPMENTAL ACHIEVEMENT CENTER, INC.

Contact: LaVerne Scharmer
Telephone: 507-452-1798
1721 W. Service Drive
Winona, MN 55987
lscharmer@winonadac.org

89. WINONA ORC INDUSTRIES, INC.

Contact: Judie Foster-Lupkin
Telephone: 507-452-1855
1053 E. Mark St.
Winona, MN 55987
jfoster-lupkin@winonaorc.org

Financial Statistics

Minnesota Public Transit Systems – 2012 Operating Expenditures

	Total Operating Expenditures
Greater Minnesota	\$64,033,884
Urbanized	\$26,830,387
Elderly and Disabled	\$4,702,382
Small Urban	\$3,904,818
Rural	\$28,596,297
Twin Cities Metropolitan Area	\$399,555,715
Metro Transit – Regular Route Bus	\$245,215,781
Metro Transit – Light Rail Transit	\$27,886,232
Metro Transit – Commuter Rail	\$16,419,740
Metro Mobility	\$45,682,201
Metropolitan Council Contracted Services – Regular Route Bus	\$13,477,072
Metropolitan Council Contracted Services – Transit Link	\$6,658,057
Metropolitan Council Contracted Services – Metro Vanpool	\$1,416,216
Suburban Transit Providers	\$35,767,698
Other Transit Providers	\$7,032,718

Greater Minnesota Transit Systems – 2012 Operating Expenditures

Greater Minnesota public transit systems are displayed according to categories within state statute: urbanized, elderly and disabled, small urban and rural systems. Figures presented are unaudited.

I. Greater Minnesota Transit Systems – Total

	Total Expenditures	Federal Share (5307/5311)	State Share	State MVST	Local Share	% Local Share
Urbanized	\$26,830,387	\$2,868,000	\$6,133,100	\$7,496,600	\$10,332,687	38.5%
Elderly & disabled	\$4,702,382	\$0	\$1,300,400	\$1,589,600	\$1,812,382	38.5%
Small urban	\$3,904,818	\$968,500	\$780,450	\$956,200	\$1,199,668	30.7%
Rural	\$28,596,297	\$6,619,790	\$6,490,625	\$7,971,200	\$7,514,682	26.3%
Total	\$64,033,884	\$10,456,290	\$14,704,575	\$18,013,600	\$20,859,419	32.6%

Ia. Urbanized Systems

	Total Expenditures	Federal Share (5307)	State Share	State MVST	Local Share	% Local Share
Duluth Transit Authority	\$12,390,741	\$826,000	\$3,203,100	\$3,914,900	\$4,446,741	35.9%
East Grand Forks Transit	\$266,588	\$69,000	\$47,000	\$57,600	\$92,988	34.9%
La Crescent Apple Express	\$260,690	\$44,000	\$43,900	\$53,700	\$119,090	45.7%
Moorhead MAT	\$1,533,055	\$283,000	\$411,900	\$503,600	\$334,555	21.8%
Rochester Public Transit	\$6,083,428	\$787,000	\$941,800	\$1,151,200	\$3,203,428	52.7%
St. Cloud Metro Bus	\$6,295,883	\$859,000	\$1,485,400	\$1,815,600	\$2,135,883	33.9%
Total	\$26,830,387	\$2,868,000	\$6,133,100	\$7,496,600	\$10,332,687	38.5%

Ib. Elderly & Disabled Systems (ADA Complementary Paratransit)

	Total Expenditures	Federal Share (5307)	State Share	State MVST	Local Share	% Local Share
Duluth Transit Authority-STRIDE	\$741,183	\$0	\$214,200	\$261,800	\$265,183	35.8%
East Grand Forks Transit Dial-A-Ride	\$52,573	\$0	\$19,100	\$23,400	\$10,073	19.2%
Moorhead MAT Paratransit	\$322,713	\$0	\$95,600	\$116,900	\$110,213	34.2%
Rochester Dial-A-Ride	\$652,156	\$0	\$244,800	\$299,200	\$108,156	16.6%
St. Cloud Metro Bus Dial-A-Ride	\$2,933,757	\$0	\$726,700	\$888,300	\$1,318,757	45.0%
Total	\$4,702,382	\$0	\$1,300,400	\$1,589,600	\$1,812,382	38.5%

Ic. Small Urban Systems

	Total Expenditures	Federal Share (5311)	State Share	State MVST	Local Share	% Local Share
Albert Lea Transit	\$270,357	\$60,550	\$62,750	\$76,700	\$70,357	26.0%
Benson Heartland Express	\$185,675	\$45,150	\$39,050	\$47,800	\$53,675	28.9%
Granite Falls Heartland Express	\$130,030	\$24,850	\$23,350	\$28,600	\$53,230	40.9%
Greater Mankato Transit	\$1,556,183	\$460,500	\$271,900	\$332,400	\$491,383	31.6%
Hibbing Area Transit	\$275,575	\$68,250	\$55,000	\$72,500	\$79,825	29.0%
Le Sueur Heartland Express	\$200,238	\$51,000	\$48,800	\$59,700	\$40,738	20.3%
Montevideo Heartland Express	\$178,543	\$25,900	\$32,200	\$39,500	\$80,943	45.3%
Morris Transit	\$381,351	\$101,000	\$90,900	\$111,200	\$78,251	20.5%
Northfield Transit*	\$202,565	\$60,000	\$47,000	\$54,000	\$41,565	20.5%
St. Peter Transit	\$320,917	\$66,500	\$65,400	\$80,100	\$108,917	33.9%
Stewartville Heartland Express	\$62,096	\$16,000	\$15,000	\$18,000	\$13,096	21.1%
Winona Transit Services	\$597,320	\$94,500	\$130,900	\$160,200	\$211,720	35.4%
Total	\$3,904,818	\$968,500	\$780,450	\$956,200	\$1,199,668	30.7%

* Northfield Transit merged with Three Rivers Hiawathaland Transit effective July 1, 2012. Figures reported are for Jan. 1 - Jun. 30, 2012 only.

Id. Rural Systems

	Total Expenditures	Federal Share (5311)	State Share	MVST	Local Share	% Local Share
Arrowhead Transit	\$5,120,474	\$1,272,250	\$1,315,100	\$1,607,400	\$925,724	18.1%
Austin-Mower County Area Transit	\$582,190	\$122,150	\$150,050	\$183,400	\$126,590	21.7%
Becker County Transit	\$317,419	\$89,250	\$80,300	\$98,200	\$49,669	15.6%
Brainerd and Crow Wing Public Transit	\$836,068	\$225,400	\$198,050	\$242,100	\$170,518	20.4%
Brown County Heartland Express	\$605,286	\$172,550	\$149,100	\$182,400	\$101,236	16.7%
Chisago-Isanti Heartland Express	\$1,104,552	\$268,345	\$229,850	\$281,000	\$325,357	29.5%
Community Transit of Western Community Action	\$1,597,769	\$380,000	\$326,200	\$398,800	\$492,769	30.8%
Cottonwood County Transit	\$142,711	\$33,950	\$32,150	\$39,300	\$37,311	26.1%
Dawson Heartland Express*	\$26,913	\$6,000	\$5,000	\$10,000	\$5,913	22.0%
FAR North Public Transit	\$282,445	\$80,850	\$69,000	\$89,300	\$43,295	15.3%
Faribault County Prairie Express	\$186,298	\$45,220	\$39,350	\$48,200	\$53,528	28.7%
Fosston Transit	\$67,286	\$10,000	\$20,045	\$24,600	\$12,641	18.8%

Id. Rural Systems, continued

	Total Expenditures	Federal Share (5311)	State Share	MVST	Local Share	% Local Share
Hubbard County Heartland Express	\$347,502	\$74,200	\$81,300	\$99,500	\$92,502	26.6%
Kandiyohi Area Transit	\$1,074,565	\$289,000	\$272,700	\$333,300	\$179,565	16.7%
Lincoln County Heartland Express	\$233,619	\$44,590	\$43,900	\$53,800	\$91,329	39.1%
Mahnomen County Heartland Express	\$197,728	\$50,820	\$40,650	\$49,800	\$56,458	28.6%
Martin County Express	\$542,748	\$144,200	\$140,800	\$172,300	\$85,448	15.7%
Meeker County Public Transit	\$712,581	\$90,650	\$142,750	\$174,600	\$304,581	42.7%
Murray County Heartland Express	\$121,987	\$24,150	\$23,550	\$28,800	\$45,487	37.3%
Paul Bunyan Transit	\$812,592	\$204,000	\$210,000	\$273,900	\$124,692	15.3%
Pine River Ride with Us Bus	\$73,416	\$22,785	\$17,075	\$21,000	\$12,556	17.1%
Pipestone County Transit	\$385,878	\$91,000	\$89,100	\$108,900	\$96,878	25.1%
Prairie Five Rides	\$936,543	\$169,050	\$183,250	\$224,000	\$360,243	38.5%
Prairieland Transit	\$323,795	\$77,350	\$81,800	\$100,100	\$64,545	19.9%
Rainbow Rider Transit	\$1,744,441	\$257,600	\$408,450	\$499,300	\$579,091	33.2%
Red Lake Transit	\$271,402	\$87,500	\$0	\$0	\$183,902	67.8%
Renville County Heartland Express	\$480,938	\$54,250	\$101,750	\$124,500	\$200,438	41.7%
RiverRider Public Transit System	\$815,669	\$222,000	\$208,000	\$262,900	\$122,769	15.1%
Rock County Heartland Express	\$288,014	\$81,550	\$83,700	\$102,500	\$20,264	7.0%
SEMCAC Transportation	\$261,072	\$61,600	\$60,550	\$74,200	\$64,722	24.8%
Steele County Area Transit	\$483,917	\$109,900	\$107,300	\$131,300	\$135,417	28.0%
Three Rivers Hiawathaland Transit	\$1,554,346	\$313,250	\$286,650	\$350,400	\$604,046	38.9%
Timber Trails Public Transit	\$615,915	\$141,225	\$121,350	\$148,400	\$204,940	33.3%
Trailblazer Transit	\$1,725,941	\$310,450	\$319,250	\$390,300	\$705,941	40.9%
Transit Alternatives	\$1,046,294	\$278,250	\$234,250	\$286,500	\$247,294	23.6%
Tri-CAP Transit Connection	\$954,645	\$271,530	\$235,700	\$288,200	\$159,215	16.7%
Tri-Valley Heartland Express	\$1,005,777	\$276,570	\$231,805	\$283,400	\$214,002	21.3%
Wadena County Friendly Rider Transit	\$368,830	\$111,300	\$90,600	\$110,900	\$56,030	15.2%
Watonwan Take Me There	\$346,730	\$55,055	\$60,200	\$73,700	\$157,775	45.5%
Totals	\$28,596,297	\$6,619,790	\$6,490,625	\$7,971,200	\$7,514,682	26.3%

*Dawson Heartland Express merged with Prairie Five Rides effective July 1, 2012. Figures reported are for Jan. 1 - Jun. 30, 2012 only.

Greater Minnesota Transit Systems – 2012 Capital Expenditures

Capital expenditures are categorized according to National Transit Database categories. Figures presented are unaudited.

II. Greater Minnesota Transit Systems – Total

Transit System	Total Expenditures	Federal Share	State Share	Local Share
Urbanized	\$8,610,975	\$6,820,449	\$499	\$1,790,027
Small urban	\$7,776,350	\$3,797,645	\$2,423,435	\$1,555,270
Rural	\$4,570,288	\$3,144,600	\$508,630	\$917,058
Total	\$20,957,613	\$13,762,694	\$2,932,564	\$4,262,355

Ila. Urbanized Systems

Transit System	Asset Category	Total Expenditures	Federal Share	State Share	Local Share
Duluth Transit Authority	Passenger Stations	\$445,940	\$290,567	\$0	\$155,373
	Maintenance Buildings	\$269,763	\$215,807	\$0	\$53,956
	Service Vehicles	\$127,007	\$101,605	\$0	\$25,402
	Communication & Information Systems	\$108,370	\$86,696	\$0	\$21,674
East Grand Forks Transit	Passenger Stations	\$20,000	\$16,000	\$0	\$4,000
	Communication & Information Systems	\$20,168	\$16,134	\$0	\$4,034
Moorhead MAT	Revenue Vehicles	\$2,069	\$1,655	\$0	\$414
	Communication & Information Systems	\$81,460	\$81,460	\$0	\$0
	Other	\$57,525	\$54,316	\$0	\$3,209
Rochester Public Transit	Maintenance Buildings	\$6,472,113	\$5,178,490	\$0	\$1,293,623
	Revenue Vehicles	\$156,064	\$124,851	\$0	\$31,213
	Communication & Information Systems	\$5,440	\$4,352	\$0	\$1,088
St. Cloud Metro Bus*	Passenger Stations	\$659,408	\$524,639	\$0	\$134,769
	Revenue Vehicles	\$146,720	\$96,394	\$499	\$49,827
	Service Vehicles	\$18,916	\$18,125	\$0	\$791
	Communication & Information Systems	\$12,689	\$8,455	\$0	\$4,234
	Other	\$7,323	\$903	\$0	\$6,420

*St. Cloud Metro Bus expenditures are reported for federal fiscal year 2012 (Nov. 2011-Oct. 2012). All other urbanized system expenditures are reported in calendar year 2012.

Ib. Small Urban Systems

Transit System	Asset Category	Total Expenditures	Federal Share	State Share	Local Share
Albert Lea Transit	Support Facilities/Garages	\$850,000	\$680,000	\$0	\$170,000
	Other	\$13,500	\$0	\$10,800	\$2,700
Greater Mankato Transit	Support Facilities/Garages	\$6,500,000	\$2,800,165	\$2,399,835	\$1,300,000
	Vehicles	\$404,000	\$310,400	\$12,800	\$80,800
Le Sueur Heartland Express	Other	\$8,850	\$7,080	\$0	\$1,770
Total		\$7,776,350	\$3,797,645	\$2,423,435	\$1,555,270

IIc. Rural Systems

Transit System	Asset Category	Total Expenditures	Federal Share	State Share	Local Share
Arrowhead Transit	Vehicles	\$854,000	\$683,200	\$0	\$170,800
	Other	\$205,258	\$0	\$164,206	\$41,052
Becker County Transit	Vehicles	\$72,000	\$57,600	\$0	\$14,400
Brainerd and Crow Wing Public Transit	Vehicles	\$72,000	\$57,600	\$0	\$14,400
Brown County Heartland Express	Vehicles	\$72,000	\$57,600	\$0	\$14,400
Chisago-Isanti Heartland Express	Vehicles	\$144,000	\$115,200	\$0	\$28,800
Community Transit of Western Community Action	Vehicles	\$144,000	\$115,200	\$0	\$28,800
FAR North Public Transit	Vehicles	\$72,000	\$57,600	\$0	\$14,400
Kandiyohi Area Transit	Vehicles	\$170,000	\$0	\$136,000	\$34,000
Martin County Express	Vehicles	\$72,000	\$57,600	\$0	\$14,400
	Other	\$20,530	\$0	\$16,424	\$4,106
Meeker County Public Transit	Vehicles	\$144,000	\$115,200	\$0	\$28,800
Paul Bunyan Transit	Vehicles	\$72,000	\$57,600	\$0	\$14,400
Pipestone County Transit	Vehicles	\$72,000	\$57,600	\$0	\$14,400
Prairie Five Rides	Vehicles	\$144,000	\$115,200	\$0	\$28,800
	Other	\$100,000	\$0	\$80,000	\$20,000
Prairieland Transit	Vehicles	\$72,000	\$57,600	\$0	\$14,400
Rainbow Rider Transit	Vehicles	\$216,000	\$172,800	\$0	\$43,200
Red Lake Transit	Vehicles	\$72,000	\$57,600	\$0	\$14,400
Renville Co. Heartland Express	Vehicles	\$72,000	\$57,600	\$0	\$14,400
RiverRider Public Transit System	Vehicles	\$202,000	\$161,600	\$0	\$40,400
Rock County Heartland Express	Vehicles	\$72,000	\$57,600	\$0	\$14,400
SEMCAC Transportation	Vehicles	\$72,000	\$57,600	\$0	\$14,400
Steele County Area Transit	Vehicles	\$72,000	\$57,600	\$0	\$14,400
Three Rivers Hiawathaland Transit	Support Facilities/Garages	\$60,000	\$0	\$48,000	\$12,000
	Vehicles	\$216,000	\$172,800	\$0	\$43,200
	Other	\$164,500	\$64,600	\$64,000	\$35,900
Timber Trails Public Transit	Vehicles	\$72,000	\$57,600	\$0	\$14,400
Trailblazer Transit	Vehicles	\$216,000	\$172,800	\$0	\$43,200
Transit Alternatives	Vehicles	\$194,000	\$155,200	\$0	\$38,800
Tri-CAP Transit Connection	Vehicles	\$144,000	\$115,200	\$0	\$28,800
Tri-Valley Heartland Express	Vehicles	\$144,000	\$115,200	\$0	\$28,800
	Other	\$80,000	\$64,000	\$0	\$16,000
Total		\$4,570,288	\$3,144,600	\$508,630	\$917,058

Greater Minnesota Transit Systems – 2013 Operating Budget

Figures represent contracted amounts.

III. Greater Minnesota Transit Systems – Total

	Total Budget	5307/5311	State Share	State MVST	Local Share
Urbanized	\$22,082,000	\$3,538,000	\$5,368,488	\$8,759,112	\$4,416,400
Elderly & disabled	\$3,655,000	\$0	\$1,180,565	\$1,926,185	\$548,250
Small urban	\$4,081,000	\$902,400	\$897,712	\$1,464,688	\$816,200
Rural	\$28,786,000	\$6,611,800	\$6,759,554	\$11,028,746	\$4,385,900
Total	\$58,604,000	\$11,052,200	\$14,206,319	\$23,178,731	\$10,166,750

IIIa. Urbanized Systems

	Total Budget	Federal 5307	State Share	State MVST	Local Share
Duluth Transit Authority	\$10,600,000	\$941,000	\$2,864,820	\$4,674,180	\$2,120,000
East Grand Forks Transit	\$224,000	\$71,000	\$41,116	\$67,084	\$44,800
La Crescent Apple Express	\$184,000	\$49,000	\$37,316	\$60,884	\$36,800
Moorhead MAT	\$1,550,000	\$319,000	\$349,980	\$571,020	\$310,000
Rochester Public Transit	\$3,960,000	\$1,007,000	\$821,180	\$1,339,820	\$792,000
St. Cloud Metro Bus	\$5,564,000	\$1,151,000	\$1,254,076	\$2,046,124	\$1,112,800
Total	\$22,082,000	\$3,538,000	\$5,368,488	\$8,759,112	\$4,416,400

IIIb. Elderly & Disabled Systems (ADA Complementary Paratransit)

	Total Budget	Federal 5307	State Share	State MVST	Local Share
Duluth Transit Authority STRIDE	\$615,000	\$0	\$198,645	\$324,105	\$92,250
East Grand Forks Transit Dial-A-Ride	\$52,000	\$0	\$16,796	\$27,404	\$7,800
Moorhead MAT Paratransit	\$275,000	\$0	\$88,825	\$144,925	\$41,250
Rochester Dial-A-Ride	\$623,000	\$0	\$201,229	\$328,321	\$93,450
St. Cloud Metro Bus Dial-A-Ride	\$2,090,000	\$0	\$675,070	\$1,101,430	\$313,500
Total	\$3,655,000	\$0	\$1,180,565	\$1,926,185	\$548,250

IIIc. Small Urban Systems

	Total Budget	Federal 5311	State Share	State MVST	Local Share
Albert Lea Transit	\$336,000	\$69,900	\$75,582	\$123,318	\$67,200
Benson Heartland Express	\$170,000	\$40,500	\$36,290	\$59,210	\$34,000
Granite Falls Heartland Express	\$105,000	\$23,100	\$23,142	\$37,758	\$21,000
Greater Mankato Transit*	\$1,700,000	\$382,500	\$371,450	\$606,050	\$340,000
Hibbing Area Transit	\$275,000	\$67,500	\$57,950	\$94,550	\$55,000
Le Sueur Heartland Express	\$217,000	\$54,900	\$45,106	\$73,594	\$43,400
Morris Transit	\$400,000	\$95,700	\$85,234	\$139,066	\$80,000
St. Peter Transit	\$300,000	\$65,700	\$66,234	\$108,066	\$60,000
Stewartville Heartland Express	\$75,000	\$17,700	\$16,074	\$26,226	\$15,000
Winona Transit Services	\$503,000	\$84,900	\$120,650	\$196,850	\$100,600
Total	\$4,081,000	\$902,400	\$897,712	\$1,464,688	\$816,200

*In 2012, the Federal Transit Administration declared the city of Mankato eligible to receive 5307 funds because it surpassed the 50,000 population threshold to participate in this funding category. 2013 is the last year Mankato was eligible for 5311 funds distributed by MnDOT.

IIId. Rural Systems

	Total Budget	Federal 5311	State Share	State MVST	Local Share
Arrowhead Transit	\$5,571,000	\$1,238,400	\$1,328,841	\$2,168,109	\$835,650
Austin-Mower County Area Transit	\$650,000	\$149,700	\$153,064	\$249,736	\$97,500
Becker County Transit	\$324,000	\$77,400	\$75,240	\$122,760	\$48,600
Brainerd and Crow Wing Public Transit	\$816,000	\$202,800	\$186,504	\$304,296	\$122,400
Brown County Heartland Express	\$618,000	\$154,200	\$141,018	\$230,082	\$92,700
Chisago-Isanti Heartland Express	\$1,010,000	\$249,000	\$231,610	\$377,890	\$151,500
Community Transit of Western Community Action	\$1,550,000	\$297,000	\$387,790	\$632,710	\$232,500
FAR North Public Transit	\$362,000	\$85,500	\$84,436	\$137,764	\$54,300
Faribault County Prairie Express	\$165,000	\$39,300	\$38,361	\$62,589	\$24,750
Fosston Transit	\$75,000	\$18,300	\$17,271	\$28,179	\$11,250
Hubbard County Heartland Express	\$360,000	\$74,400	\$88,008	\$143,592	\$54,000
Kandiyohi Area Transit	\$1,221,000	\$299,100	\$280,725	\$458,025	\$183,150
Lincoln County Heartland Express	\$173,000	\$42,900	\$39,577	\$64,573	\$25,950
Mahnomen County Heartland Express	\$170,000	\$42,000	\$38,950	\$63,550	\$25,500
Martin County Express	\$565,000	\$129,300	\$133,361	\$217,589	\$84,750
Meeker County Public Transit	\$600,000	\$113,700	\$150,594	\$245,706	\$90,000
Murray County Heartland Express	\$95,000	\$21,900	\$22,363	\$36,487	\$14,250
Paul Bunyan Transit	\$1,006,000	\$231,000	\$237,158	\$386,942	\$150,900
Pine River Ride with Us Bus	\$64,000	\$16,800	\$14,288	\$23,312	\$9,600
Pipestone County Transit	\$360,000	\$82,500	\$84,930	\$138,570	\$54,000
Prairie Five Rides	\$1,107,000	\$255,600	\$260,433	\$424,917	\$166,050
Prairieland Transit	\$325,000	\$72,600	\$77,387	\$126,263	\$48,750
Rainbow Rider Transit	\$1,450,000	\$262,200	\$368,714	\$601,586	\$217,500
Red Lake Transit	\$180,000	\$85,000	\$0	\$0	\$95,000
Renville County Heartland Express	\$400,000	\$74,700	\$100,814	\$164,486	\$60,000
RiverRider Public Transit System	\$868,000	\$205,200	\$202,388	\$330,212	\$130,200
Rock County Heartland Express	\$270,000	\$54,900	\$66,348	\$108,252	\$40,500
SEMCAC Transportation	\$341,000	\$77,100	\$80,845	\$131,905	\$51,150
Steele County Area Transit	\$491,000	\$119,400	\$113,221	\$184,729	\$73,650
Three Rivers Hiawathaland Transit	\$1,713,000	\$419,400	\$393,927	\$642,723	\$256,950
Timber Trails Public Transit	\$562,000	\$134,400	\$130,454	\$212,846	\$84,300
Trailblazer Transit	\$1,597,000	\$357,600	\$379,943	\$619,907	\$239,550
Transit Alternatives	\$1,140,000	\$282,900	\$260,718	\$425,382	\$171,000
Tri-CAP Transit Connection	\$983,000	\$244,500	\$224,599	\$366,451	\$147,450
Tri-Valley Heartland Express	\$986,000	\$253,800	\$222,034	\$362,266	\$147,900
Wadena County Friendly Rider Transit	\$386,000	\$96,600	\$87,970	\$143,530	\$57,900
Watonwan Take Me There	\$232,000	\$50,700	\$55,670	\$90,830	\$34,800
Total	\$28,786,000	\$6,611,800	\$6,759,554	\$11,028,746	\$4,385,900

Twin Cities Metropolitan Area Transit Systems – 2012 Operating Expenditures

IV. Metropolitan Area Transit Systems – Total

	Total	Federal Share	State Share	Local Share
Metropolitan Council transit systems	\$ 356,755,299	\$19,785,401	\$224,644,239	\$112,325,659
Suburban transit providers	\$35,767,698	\$0	\$20,934,691	\$14,833,007
Other transit providers	\$7,032,718	\$133,955	\$0	\$6,898,763
Total	\$399,555,715	\$19,919,356	\$245,578,930	\$134,057,429

IVa. Metropolitan Council Transit Systems

	Total	Federal Share	State Share	Local Share
Metro Transit – Regular Route Bus	\$245,215,781	\$16,067,805	\$165,992,074	\$63,155,902
Metro Transit – Light Rail Transit	\$27,886,232	\$0	\$4,244,700	\$23,641,532
Metro Transit – Commuter Rail*	\$16,419,740	\$0	\$4,243,199	\$12,176,541
Metro Mobility	\$45,682,201	\$0	\$35,719,212	\$9,962,989
Metropolitan Council Contracted Services – Regular Route Bus	\$13,477,072	\$2,978,537	\$9,704,242	\$794,293
Metropolitan Council Contracted Services – Transit Link	\$6,658,057	\$684,059	\$4,144,743	\$1,829,255
Metropolitan Council Contracted Services – Metro Vanpool	\$1,416,216	\$55,000	\$596,069	\$765,147
Total	\$399,555,715	\$19,919,356	\$245,578,930	\$134,057,429

*Greater Minnesota Transit funding through MnDOT provides a portion of the state share for Northstar Commuter Rail. State funds dedicated to Greater Minnesota Transit comprise 8.05% of Northstar's operating subsidy.

IVb. Suburban Transit Providers

	Total	Federal Share	State Share	Local Share
Laker Lines	\$945,816	\$0	\$485,016	\$460,800
Maple Grove Transit	\$4,220,797	\$0	\$0	\$4,220,797
Minnesota Valley Transit Authority	\$17,936,636	\$0	\$12,518,410	\$5,418,226
Plymouth Metrolink	\$3,589,498	\$0	\$2,105,844	\$1,483,654
Shakopee Transit	\$1,276,055	\$0	\$632,017	\$644,038
Southwest Transit	\$7,799,059	\$0	\$5,193,404	\$2,605,655
Total	\$35,767,698	\$0	\$20,934,691	\$14,833,007

IVc. Other Transit Providers

	Total	Federal Share	State Share	Local Share
Ramsey Star Express*	\$567,616	\$0	\$0	\$567,616
Rush Line**	\$385,081	\$133,955	\$0	\$251,126
University of Minnesota Transit	\$6,080,021	\$0	\$0	\$6,080,021
Total	\$7,032,718	\$133,955	\$0	\$6,898,763

*Ramsey Star Express was discontinued in November, 2012 upon completion of Ramsey Station along the Northstar Commuter Rail. **Rush Line service permanently transitioned to Metro Transit in December 2012.

Twin Cities Metropolitan Area Transit Systems – 2012 Capital Expenditures

Capital expenditures are categorized according to National Transit Database categories.

V. Metropolitan Area Transit Systems – Total

Transit System	Asset Category	Total Expenditures	Federal Share	State Share	Local Share
Metro Transit – Regular Route Bus	Guideway	\$279,811	\$129,670	\$0	\$150,141
	Passenger Stations & Facilities	\$15,988,940	\$9,205,635	\$3,866,142	\$2,917,163
	Support Facilities & Garages	\$5,201,162	\$1,514,631	\$0	\$3,686,531
	Vehicles	\$43,492,433	\$34,793,946	\$0	\$8,698,487
	Technology, Maintenance & Improvements	\$2,750,971	\$1,498,526	\$0	\$1,252,443
	Other	\$946,284	\$758,732	\$0	\$187,552
	TOTAL	\$68,659,599	\$47,901,140	\$3,866,142	\$16,892,317
Metro Transit – Light Rail	Guideway	\$297,536,751	\$147,398,514	\$88,439,108	\$61,699,129
	Passenger Stations & Facilities	\$1,051,058	\$257,710	\$0	\$793,348
	Support Facilities & Garages	\$12,637,213	\$9,743,923	\$0	\$2,893,290
	Vehicles	\$10,300,264	\$8,178,331	\$0	\$2,121,933
	Technology, Maintenance & Improvements	\$7,683	\$0	\$0	\$7,683
	Other	\$7,276,019	\$639,731	\$0	\$6,636,287
	TOTAL	\$328,808,987	\$166,218,209	\$88,439,108	\$74,151,670
Metro Transit – Commuter Rail	Guideway	\$43,827	\$43,827	\$0	\$0
	Passenger Stations & Facilities	\$3,809,975	\$0	\$340,988	\$3,468,987
	Support Facilities & Garages	\$3,521	\$2,817	\$0	\$704
	Vehicles	\$0	\$0	\$0	\$0
	Technology, Maintenance & Improvements	\$0	\$0	\$0	\$0
	Other	\$5,385	\$4,308	\$0	\$1,077
	TOTAL	\$3,862,708	\$50,952	\$340,988	\$3,470,768
Met Council Contracted Services – Regular Route Bus	Vehicles	\$4,499,428	\$3,017,547	\$0	\$1,481,881
	Technology, Maintenance & Improvements	\$1,292,742	\$0	\$0	\$1,292,742
	TOTAL	\$5,792,170	\$3,017,547	\$0	\$2,774,623
Met Council Contracted Services – Transit Link	Vehicles	\$2,310,526	\$1,088,889	\$0	\$1,221,637
	TOTAL	\$2,310,526	\$1,088,889	\$0	\$1,221,637
Metro Mobility	Vehicles	\$10,289,044	\$8,232,022	\$0	\$2,057,022
	Technology, Maintenance & Improvements	\$242,343	\$0	\$0	\$242,343
	TOTAL	\$10,531,388	\$8,232,022	\$0	\$2,299,366

V. Metropolitan Area Transit Systems – Total, continued

Transit System	Asset Category	Total Expenditures	Federal Share	State Share	Local Share
Suburban Transit Providers	Guideway	\$1,862,919	\$0	\$1,862,919	\$0
	Passenger Stations & Facilities	\$5,610,802	\$718,070	\$2,189,699	\$2,703,032
	Support Facilities & Garages	\$517,556	\$0	\$0	\$517,556
	Vehicles	\$11,572,689	\$8,936,592	\$0	\$2,636,097
	Technology, Maintenance & Improvements	\$569,815	\$0	\$0	\$569,815
	Other	\$76,355	\$0	\$0	\$76,355
	TOTAL	\$20,210,135	\$9,654,662	\$4,052,618	\$6,502,854
Other Providers	Vehicles	\$462,739	\$462,739	\$0	\$0
	TOTAL	\$462,739	\$462,739	\$0	\$0
Grand Total		\$39,306,958	\$22,455,860	\$4,052,618	\$12,798,480

Twin Cities Metropolitan Area Transit Systems – 2013 Operating Budget

VI. Metropolitan Area Transit Systems – Total

	Total Budget	Federal Share	State Share	Local Share
Metropolitan Council transit systems	\$424,134,685	\$21,069,794	\$233,124,000	\$169,940,891
Suburban transit providers	\$38,478,000	\$0	\$24,797,000	\$13,681,000
Other transit providers	\$5,948,923	\$0	\$0	\$5,948,923
Total	\$468,561,608	\$21,069,794	\$257,921,000	\$189,570,814

Vla. Metropolitan Council Transit Systems

	Total Budget	Federal Share	State Share	Local Share
Metro Transit – Regular Route Bus	\$283,757,000	\$15,849,000	\$148,962,000	\$118,946,000
Metro Transit – Light Rail Transit	\$37,141,000	\$3,482,000	\$7,160,000	\$26,499,000
Metro Transit – Commuter Rail*	\$18,011,000	\$0	\$5,059,000	\$12,952,000
Metro Mobility	\$58,985,000	\$0	\$52,490,000	\$6,495,000
Metropolitan Council Contracted Services – Regular Route Bus	\$19,082,000	\$1,075,000	\$13,922,000	\$4,085,000
Metropolitan Council Contracted Services – Transit Link	\$5,970,000	\$609,000	\$4,887,000	\$474,000
Metropolitan Council Contracted Services – Metro Vanpool	\$1,188,685	\$54,794	\$644,000	\$489,891
Total	\$424,134,685	\$21,069,794	\$233,124,000	\$169,940,891

*Greater Minnesota transit funding through MnDOT provides a portion of the state share for Northstar Commuter Rail. State funds dedicated to Greater Minnesota transit comprise 8.05% of Northstar's operating subsidy.

Vlb. Suburban Transit Providers

	Total Budget	Federal Share	State Share	Local Share
Laker Lines	\$787,000	\$0	\$608,000	\$179,000
Maple Grove Transit	\$4,766,000	\$0	\$1,118,000	\$3,648,000
Minnesota Valley Transit Authority	\$18,408,000	\$0	\$14,035,000	\$4,373,000
Plymouth Metrolink	\$4,570,000	\$0	\$2,480,000	\$2,090,000
Shakopee Transit	\$1,123,000	\$0	\$763,000	\$360,000
Southwest Transit	\$8,824,000	\$0	\$5,793,000	\$3,031,000
Total	\$38,478,000	\$0	\$24,797,000	\$13,681,000

Vlc. Other Transit Providers

	Total Budget	Federal Share	State Share	Local Share
University of Minnesota Transit	\$5,948,923	\$0	\$0	\$5,948,923
Total	\$5,948,923	\$0	\$0	\$5,948,923

2012 Recipients: Job Access Reverse Commute and New Freedom Programs

IX. Job Access Reverse Commute Recipients

	System and Project	Contact	Federal Award*
Twin Cities Metropolitan Area Recipients	Anoka County: Job Training Program (AnokAccess)	Nicole Swanson, 763.783.4866 nicole.swanson@co.anoka.mn.us	\$114,000
	Dakota County: MFIP Transportation Services	Mark Jacobs, 651.544.5622 mark.jacobs@co.dakota.mn.us	\$106,900
	Emerge Community: Job Transportation Program	Mike Wynne, 612.529.9267 wynnem@emerge-mn.org	\$420,800
	PRISM: Ways to Work	Michelle Ness, 763.529.1350 mness@prismmpls.org	\$435,307
	Metro Transit: Route 14	Cyndi Harper, 651.349.7723 cyndi.harper@metc.state.mn.us	\$493,138
	MTS: Route 721	John Harper, 651.602.1744 john.harper@metc.state.mn.us	\$78,350
	MTS: Route 810	John Harper, 651.602.1744 john.harper@metc.state.mn.us	\$44,283
	MTS: Route 219	John Harper, 651.602.1744 john.harper@metc.state.mn.us	\$135,448
Greater Minnesota Recipients	Martin County	Scott Higgins, 507.238.3126 scott.higgins@co.martin.mn.us	\$35,000
	Arrowhead Transit: Rural Rides	Jack Larson, 218.741.0724 jl Larson@aeoa.org	\$300,000
	Tri-Valley Heartland Express: Rural Bus Routes	Cindy Pic, 218.281.0700 cpic@tvoc.org	\$75,000
	Duluth Transit Authority: Air Port Rotue	Dennis Jensen, 218.722.4426 djensen@duluthtransit.com	\$156,000
	St. Cloud Metro Bus: Route 75	Ryan Daniel, 320.529.4482 rdaniel@stcloudmtc.com	\$75,000
	Kandiyohi Area Transit: Willmar Industrial Park Bus Route	Tiffany Collins, 320.214.7433 tcollins@katbus.org	\$20,000
	Trailblazer Transit: Rural Work Routes	Gary Ludwig, 507.237.3500 gludwig@trailblazertransit.com	\$45,000
	Vine Fait in Action: People to Jobs	Pam Determan, 507.387.1666 pamdeterman@vinevolunteers.com	\$45,000

*Award may be spent over multiple fiscal years.

X. New Freedom Recipients

	System and Project	Contact	Federal Award*
Twin Cities Metropolitan Area Recipients	City of St. Paul: Accessible Pedestrian Signals	Sonja Piper, 651.266.6256 sonja.piper@ci.stpaul.mn.us	\$160,000
	Scott/Carver County: SmartLink Transit	Alan Hermann, 951.946.8277 ahermann@co.scott.mn.us	\$374,163
Greater Minnesota Recipients	Community Transit of Western Community Action: Mobility Management	Cathleen Amick, 507.537.7628 cathleen.amick@wcainc.org	\$24,000
	Tri-Valley Heartland Express: Travel Training	Cindy Pic, 218.281.0700 cpic@tvoc.org	\$104,000
	Vine Faith in Action: Mobility Management/Ride Coordination	Pam Determan, 507.387.1666 pamdeterman@vinevolunteers.com	\$79,000
	St. Cloud Metro Bus: ravel Training	Ryan Daniel, 320.529.4482 rdaniel@stcloudmtc.com	\$120,000
	City of Moorhead: Mobility Management Project	Lori Van Beek, 701.476.6686 lvabeek@matbus.com	\$21,600
	Tri-CAP Transit Connection: Mobility Management/Ride Coordination	Linda Elfstrand, 320.257.4445 linda.elfstrand@tricap.org	\$174,000

*Award may be spent over multiple fiscal years.

Intercity Bus – 2012 Expenditures

VII. Intercity Bus – Total*

	Total Costs	Federal Share	Local/Private Funds
Jefferson Bus Lines	\$2,825,571	\$1,283,420	\$1,542,151
Land to Air Express	\$274,774	\$228,473	\$46,300
Total	\$3,100,344	\$1,511,893	\$1,588,451

*Figures presented are unaudited.

VIIa. Intercity Bus – Expenditures by Provider and Category

		Total Costs	Federal Share	Local/Private Funds
Jefferson Bus Lines	Marketing	\$378,642	\$302,914	\$75,728
	Capital	\$55,694	\$44,555	\$11,139
	Operating*	\$2,391,235	\$935,951	\$1,455,284
	Total	\$2,825,571	\$1,283,420	\$1,542,151
Land to Air Express	Marketing	\$70,000	\$56,000	\$14,000
	Capital	\$0	\$0	\$0
	Operating*	\$204,774	\$172,473	\$32,300
	Total	\$274,774	\$228,473	\$46,300

* Includes farebox revenue and operators' private funds or local funds.

Intercity Bus – 2013 Budget

VIII. Intercity Bus – Total

	Total Costs	Federal Share	State Share	Local/Private Funds
Jefferson Bus Lines	\$3,917,476	\$1,847,173	\$405,192	\$1,665,111
Land to Air Express	\$387,306	\$228,855	\$60,225	\$98,227
Rainbow Rider	\$34,950	\$16,895	\$13,055	\$5,000
Total	\$4,339,732	\$2,092,922	\$478,472	\$1,768,338

VIIIa. Intercity Bus – Budget by Provider and Category

		Total Costs	Federal Share	Private Funds	Local/Private Funds
Jefferson Bus Lines	Marketing	\$549,150	\$439,320	\$0	\$109,830
	Capital	\$622,078	\$433,720	\$63,942	\$124,416
	Operating*	\$2,746,248	\$974,133	\$341,250	\$1,430,865
	Total	\$3,917,476	\$1,847,173	\$405,192	\$1,665,111
Land to Air Express	Marketing	\$97,700	\$78,160	\$0	\$19,540
	Capital	\$0	\$0	\$0	\$0
	Operating*	\$289,606	\$150,695	\$60,225	\$78,687
	Total	\$387,306	\$228,855	\$60,225	\$98,227
Rainbow Rider	Marketing	\$6,400	\$5,120	\$1,280	\$0
	Capital	\$0	\$0	\$0	\$0
	Operating*	\$28,550	\$11,775	\$11,775	\$5,000
	Total	\$34,950	\$16,895	\$13,055	\$5,000

*Includes farebox revenue and operators' private funds or local funds.

Operating Statistics

2012 Ridership and Revenue Hours Summary – Minnesota Public Transit Systems

	Total Riders	Total Revenue Hours
Greater Minnesota	11,575,873	1,075,212
Urbanized	7,623,481	333,382
Elderly and Disabled	215,013	87,493
Small Urban	1,080,202	90,534
Rural	2,657,177	563,803
Twin Cities Metropolitan Area	93,864,393	3,516,261
Metro Transit – Regular Route Bus	69,069,539	1,942,045
Metro Transit - Light Rail Transit	10,498,236	144,886
Metro Transit - Commuter Rail	700,276	14,173
Metro Mobility	1,673,573	801,756
Metropolitan Council Contracted Services – Regular Route Bus	3,033,902	182,627
Metropolitan Council Contracted Services – Transit Link	312,639	109,092
Metropolitan Council Contracted Services – Metro Vanpool	179,013	33,566
Suburban Transit Providers	5,120,236	237,674
Other Transit Services	3,276,979	50,442

Greater Minnesota Transit Ridership

	Ridership 2011	Ridership 2012	% Change	% of Total Ridership
Elderly and Disabled (ADA Complementary Paratransit)				
Duluth Transit Authority STRIDE	25,285	26,687	6%	0.2%
East Grand Forks Transit Dial-A-Ride	3,954	4,114	4%	0.0%
Moorhead Metropolitan Area Transit Paratransit	20,233	18,096	-11%	0.2%
Rochester Dial-A-Ride	40,471	38,503	-5%	0.3%
St. Cloud Metro Bus Dial-A-Ride	134,541	127,613	-5%	1.1%
Total – Elderly and Disabled	224,484	215,013	-4%	1.9%
Rural				
Arrowhead Transit	561,577	465,975	-17%	4.0%
Austin-Mower County Area Transit	82,247	77,314	-6%	0.7%
Becker County Transit	37,436	33,999	-9%	0.3%
Brainerd & Crow Wing Public Transit	84,200	75,162	-11%	0.6%
Brown County Heartland Express	58,790	55,561	-5%	0.5%
Chisago-Isanti County Heartland Express	62,653	61,149	-2%	0.5%
Community Transit of Western Community Action	124,689	126,907	2%	1.1%
Cottonwood County Transit	19,165	19,923	4%	0.2%
Dawson Heartland Express*	24,575	11,749	-52%	0.1%
FAR North Public Transit	28,517	28,275	-1%	0.2%
Faribault County Prairie Express	10,939	11,646	6%	0.1%
Fosston Transit	17,116	16,810	-2%	0.1%
Hubbard County Heartland Express	28,776	28,506	-1%	0.2%
Kandiyohi Area Transit	109,384	105,626	-3%	0.9%
Lincoln County Heartland Express	11,336	11,136	-2%	0.1%
Mahnomen County Heartland Express	11,803	12,894	9%	0.1%
Martin County Express	61,577	59,019	-4%	0.5%
Meeker County Public Transit	65,211	67,775	4%	0.6%
Murray County Heartland Express	9,166	9,684	6%	0.1%
Paul Bunyan Transit	99,313	98,106	-1%	0.8%
Pine River Ride With Us Bus	8,202	9,126	11%	0.1%
Pipestone County Transit	34,847	30,306	-13%	0.3%
Prairie Five Rides*	78,602	87,556	11%	0.8%
Prairieland Transit	32,897	32,287	-2%	0.3%
Rainbow Rider Transit	161,891	162,043	0%	1.4%
Red Lake Transit	9,879	8,958	-9%	0.1%
Renville County Heartland Express	47,316	43,027	-9%	0.4%
RiverRider Public Transit System	71,225	68,679	-4%	0.6%
Rock County Heartland Express	25,126	24,168	-4%	0.2%
SEMCAC Transportation	45,023	42,852	-5%	0.4%

Greater Minnesota Transit Ridership, continued

	Ridership 2011	Ridership 2012	% Change	% of Total Ridership
Steele County Area Transit	44,682	39,190	-12%	0.3%
Three Rivers Hiawathaland Transit	158,875	195,423	23%	1.7%
Timber Trails Public Transit	33,199	37,102	12%	0.3%
Trailblazer Transit	137,065	136,781	0%	1.2%
Transit Alternatives	132,497	122,320	-8%	1.1%
Tri-CAP Transit Connection	74,597	79,474	7%	0.7%
Tri-Valley Heartland Express	69,447	83,248	20%	0.7%
Wadena County Friendly Rider Transit	48,949	52,481	7%	0.5%
Watonwan Take Me There	21,014	24,940	19%	0.2%
Total – Rural	2,743,803	2,657,177	-3%	23.0%
Small Urban				
Albert Lea Transit	41,695	42,793	3%	0.4%
Benson Heartland Express	45,238	45,995	2%	0.4%
Granite Falls Heartland Express	22,954	21,192	-8%	0.2%
Hibbing Area Transit	55,052	49,852	-9%	0.4%
Le Sueur Heartland Express	26,285	24,216	-8%	0.2%
Mankato – Greater Mankato Transit System	363,401	449,930	24%	3.9%
Montevideo Heartland Express	27,447	40,437	47%	0.3%
Morris Transit	63,019	58,182	-8%	0.5%
Northfield Transit**	27,948	6,660	-76%	0.1%
St. Peter Transit	73,119	74,056	1%	0.6%
Stewartville Heartland Express	12,083	11,757	-3%	0.1%
Winona Transit Service	251,721	255,132	1%	2.2%
Total – Small Urban	1,026,128	1,080,202	5%	9.3%
Urbanized (Regular Route)				
Duluth Transit Authority	3,081,791	3,155,423	2%	27.3%
East Grand Forks Transit	28,789	36,847	28%	0.3%
La Crescent Apple Express	25,996	25,749	-1%	0.2%
Moorhead Metropolitan Area Transit	432,703	436,285	1%	3.8%
Rochester Public Transit	1,645,272	1,739,071	6%	15.0%
St. Cloud Metro Bus	2,286,392	2,230,106	-2%	19.3%
Total – Urbanized Regular Route	7,500,943	7,623,481	2%	65.9%
Total All Groups	11,495,358	11,575,873	1%	100%

*Dawson Heartland Express merged with Prairie Five Rides effective July 1, 2012.

**Northfield Transit merged with Three Rivers Hiawathaland Transit effective July 1, 2012.

Greater Minnesota Transit Revenue Hours

	Hours 2011	Hours 2012	% Change	% of Total Hours
Elderly and Disabled (ADA Complementary Paratransit)				
Duluth Transit Authority STRIDE	15,946	17,084	7%	1.6%
East Grand Forks Transit Dial-A-Ride	4,808	4,744	-1%	0.4%
Moorhead Metropolitan Area Transit Paratransit	9,773	9,086	-7%	0.8%
Rochester Dial-A-Ride	13,368	13,596	2%	1.3%
St. Cloud Metro Bus Dial-A-Ride	44,445	42,983	-3%	4.0%
Total – Elderly and Disabled	88,340	87,493	-1%	8.1%
Rural				
Arrowhead Transit	84,895	73,507	-13%	6.8%
Austin-Mower County Area Transit	15,879	16,089	1%	1.5%
Becker County Transit	6,978	6,883	-1%	0.6%
Brainerd & Crow Wing Public Transit	17,456	17,308	-1%	1.6%
Brown County Heartland Express	10,797	10,499	-3%	1.0%
Chisago-Isanti County Heartland Express	20,994	21,029	0%	2.0%
Community Transit of Western Community Action	24,856	26,115	5%	2.4%
Cottonwood County Transit	3,097	3,300	7%	0.3%
Dawson Heartland Express*	2,245	1,227	-45%	0.1%
FAR North Public Transit	7,112	7,196	1%	0.7%
Faribault County Prairie Express	4,868	4,361	-10%	0.4%
Fosston Transit	2,294	2,290	0%	0.2%
Hubbard County Heartland Express	6,758	5,614	-17%	0.5%
Kandiyohi Area Transit	19,107	31,963	67%	3.0%
Lincoln County Heartland Express	3,691	3,572	-3%	0.3%
Mahnomen County Heartland Express	3,972	3,919	-1%	0.4%
Martin County Express	15,836	15,619	-1%	1.5%
Meeker County Public Transit	13,406	13,671	2%	1.3%
Murray County Heartland Express	1,992	1,956	-2%	0.2%
Paul Bunyan Transit	17,218	16,342	-5%	1.5%
Pine River Ride With Us Bus	1,829	1,868	2%	0.2%
Pipestone County Transit	9,325	7,307	-22%	0.7%
Prairie Five Rides	16,233	16,294	0%	1.5%
Prairieland Transit	10,253	11,115	8%	1.0%
Rainbow Rider Transit	51,386	52,519	2%	4.9%
Red Lake Transit	2,520	2,472	-2%	0.2%
Renville County Heartland Express	9,283	8,872	-4%	0.8%
RiverRider Public Transit System	15,876	14,535	-8%	1.4%
Rock County Heartland Express	5,534	5,355	-3%	0.5%

Greater Minnesota Transit Revenue Hours, continued

	Hours 2011	Hours 2012	% Change	% of Total Hours
SEMCAC Transportation	9,239	8,839	-4%	0.8%
Steele County Area Transit	9,148	9,107	0%	0.8%
Three Rivers Hiawathaland Transit	20,542	32,351	57%	3.0%
Timber Trails Public Transit	9,801	9,199	-6%	0.9%
Trailblazer Transit	23,747	22,882	-4%	2.1%
Transit Alternatives	25,017	25,398	2%	2.4%
Tri-CAP Transit Connection	18,509	17,940	-3%	1.7%
Tri-Valley Heartland Express	16,187	16,309	1%	1.5%
Wadena County Friendly Rider Transit	8,714	8,836	1%	0.8%
Watsonwan Take Me There	8,077	10,145	26%	0.9%
Total – Rural	554,668	563,803	2%	52.4%
Small Urban				
Albert Lea Transit	6,333	6,386	1%	0.6%
Benson Heartland Express	4,898	4,954	1%	0.5%
Granite Falls Heartland Express	3,247	3,230	-1%	0.3%
Hibbing Area Transit	9,696	9,210	-5%	0.9%
Le Sueur Heartland Express	3,851	3,928	2%	0.4%
Mankato – Greater Mankato Transit System	20,189	19,855	-2%	1.8%
Montevideo Heartland Express	4,041	5,451	35%	0.5%
Morris Transit	10,825	10,717	-1%	1.0%
Northfield Transit**	6,274	3,087	-51%	0.3%
St. Peter Transit	5,519	5,700	3%	0.5%
Stewartville Heartland Express	2,374	2,368	0%	0.2%
Winona Transit Service	15,623	15,648	0%	1.5%
Total – Small Urban	96,774	90,534	-6%	8.4%
Urbanized (Regular Route)				
Duluth Transit Authority	137,912	140,077	2%	13.0%
East Grand Forks Transit	3,315	3,335	1%	0.3%
La Crescent Apple Express	3,307	3,218	-3%	0.3%
Moorhead Metropolitan Area Transit	22,121	22,993	4%	2.1%
Rochester Public Transit	76,332	70,131	-8%	6.5%
St. Cloud Metro Bus	93,274	93,628	0%	8.7%
Total – Urbanized Regular Route	336,261	333,382	-1%	31.0%
Total All Groups	1,076,044	1,075,212	1%	100%

*Dawson Heartland Express merged with Prairie Five Rides effective July 1, 2012.

**Northfield Transit merged with Three Rivers Hiawathaland Transit effective July 1, 2012.

2012 Greater Minnesota Transit Indicators

	Cost/ride	Cost/hour	Passengers/hour
Elderly and Disabled (ADA Complementary Paratransit)			
Duluth Transit Authority STRIDE	\$27.77	\$43.38	1.6
East Grand Forks Transit Dial-A-Ride	\$12.78	\$11.08	0.9
Moorhead Metropolitan Area Transit Paratransit	\$17.83	\$35.52	2.0
Rochester Dial-A-Ride	\$16.94	\$47.97	2.8
St. Cloud Metro Bus Dial-A-Ride	\$22.99	\$68.25	3.0
Average – Elderly and Disabled	\$20.03	\$43.33	2.1
Rural			
Arrowhead Transit	\$10.99	\$69.66	6.3
Austin-Mower County Area Transit	\$7.53	\$36.19	4.8
Becker County Transit	\$9.34	\$46.12	4.9
Brainerd & Crow Wing Public Transit	\$11.12	\$48.31	4.3
Brown County Heartland Express	\$10.89	\$57.65	5.3
Chisago-Isanti County Heartland Express	\$18.06	\$52.53	2.9
Community Transit of Western Community Action	\$12.59	\$61.18	4.9
Cottonwood County Transit	\$7.16	\$43.25	6.0
Dawson Heartland Express	\$2.29	\$21.93	9.6
FAR North Public Transit	\$9.99	\$39.25	3.9
Faribault County Prairie Express	\$16.00	\$42.72	2.7
Fosston Transit	\$4.00	\$29.38	7.3
Hubbard County Heartland Express	\$12.19	\$61.90	5.1
Kandiyohi Area Transit	\$10.17	\$33.62	3.3
Lincoln County Heartland Express	\$20.98	\$65.41	3.1
Mahnomen County Heartland Express	\$15.33	\$50.45	3.3
Martin County Express	\$9.20	\$34.75	3.8
Meeker County Public Transit	\$10.51	\$52.13	5.0
Murray County Heartland Express	\$12.60	\$62.37	5.0
Paul Bunyan Transit	\$8.28	\$49.72	6.0
Pine River Ride With Us Bus	\$8.04	\$39.30	4.9
Pipestone County Transit	\$12.73	\$52.81	4.1
Prairie Five Rides	\$10.70	\$57.48	5.4
Prairieland Transit	\$10.18	\$29.58	2.9
Rainbow Rider Transit	\$10.77	\$33.22	3.1
Red Lake Transit	\$30.30	\$109.79	3.6
Renville County Heartland Express	\$11.18	\$54.21	4.8
RiverRider Public Transit System	\$11.88	\$56.12	4.7
Rock County Heartland Express	\$11.92	\$53.78	4.5
SEMCAC Transportation	\$6.09	\$29.54	4.8

Greater Minnesota Transit Indicators, continued

	Cost/ride	Cost/hour	Passengers/hour
Steele County Area Transit	\$12.35	\$53.14	4.3
Three Rivers Hiawathaland Transit	\$7.95	\$48.05	6.0
Timber Trails Public Transit	\$16.60	\$66.95	4.0
Trailblazer Transit	\$12.62	\$75.43	6.0
Transit Alternatives	\$8.55	\$41.20	4.8
Tri-CAP Transit Connection	\$12.01	\$53.21	4.4
Tri-Valley Heartland Express	\$12.08	\$61.67	5.1
Wadena County Friendly Rider Transit	\$7.03	\$41.74	5.9
Watonwan Take Me There	\$13.90	\$34.18	2.5
Average – Rural	\$11.42	\$50.00	4.7
Small Urban			
Albert Lea Transit	\$6.32	\$42.34	6.7
Benson Heartland Express	\$4.04	\$37.48	9.3
Granite Falls Heartland Express	\$6.14	\$40.26	6.6
Hibbing Area Transit	\$5.53	\$29.92	5.4
Le Sueur Heartland Express	\$8.27	\$50.98	6.2
Mankato – Greater Mankato Transit System	\$3.46	\$78.38	22.7
Montevideo Heartland Express	\$4.42	\$32.75	7.4
Morris Transit	\$6.55	\$35.58	5.4
Northfield Transit	\$30.42	\$65.62	2.2
St. Peter Transit	\$4.33	\$56.30	13.0
Stewartville Heartland Express	\$5.28	\$26.22	5.0
Winona Transit Service	\$2.34	\$38.17	16.3
Average – Small Urban	\$8.96	\$51.31	9.1
Urbanized (Regular Route)			
Duluth Transit Authority - Regular Route	\$3.93	\$88.46	22.5
East Grand Forks Transit - Regular Route	\$7.24	\$79.94	11.0
La Crescent Apple Express	\$10.12	\$81.01	8.0
Moorhead Metropolitan Area Transit – Fixed Route	\$3.51	\$66.67	19.0
Rochester Public Transit – Regular Route	\$3.50	\$86.74	24.8
St. Cloud Metro Bus Fixed Route	\$2.82	\$67.24	23.8
Average – Urbanized Regular Route	\$4.95	\$78.65	18.9

Twin Cities Metropolitan Area Ridership

	Ridership 2011	Ridership 2012	% Change	% of Total Ridership
Metropolitan Council Transit Systems				
Metro Transit – Regular Route Bus	69,023,716	69,069,539	0%	74.8%
Metro Transit – Light Rail Transit	10,400,864	10,498,236	1%	11.4%
Metro Transit – Commuter Rail	703,427	700,276	0%	0.8%
Metro Mobility	1,579,714	1,673,573	6%	1.8%
Metropolitan Council Contracted Services – Regular Route Bus	2,928,301	3,033,902	4%	3.3%
Metropolitan Council Contracted Services – Transit Link	329,857	312,639	-5%	0.3%
Metropolitan Council Contracted Services – Metro Vanpool	189,825	179,013	-6%	0.2%
Total	85,155,704	85,493,553	0%	92.5%
Suburban Transit Providers				
Laker Lines	87,213	96,513	11%	0.1%
Maple Grove Transit	801,442	826,879	3%	0.9%
Minnesota Valley Transit Authority	2,588,183	2,575,363	0%	2.8%
Plymouth Metrolink	515,522	496,964	-4%	0.5%
Shakopee Transit	116,595	125,557	8%	0.1%
Southwest Transit	1,030,018	998,960	-3%	1.1%
Total	5,138,973	5,120,236	0%	5.5%
Other Transit Providers				
Ramsey Star Express	54,097	42,263	-22%	0.0%
Rush Line	32,410	37,015	14%	0.0%
University of Minnesota Transit	3,533,871	3,197,701	-10%	3.4%
Total	3,620,378	1,779,226	-9%	3.5%
Total All Groups	93,915,055	93,864,393	0%	100%

Twin Cities Metropolitan Area Revenue Hours

	Hours 2011	Hours 2012	% Change	% of Total Hours
Metropolitan Council Transit Systems				
Metro Transit – Regular Route Bus	1,930,128	1,942,045	1%	55.2%
Metro Transit – Light Rail Transit	145,322	144,886	0%	4.1%
Metro Transit – Commuter Rail	14,595	14,173	-3%	0.4%
Metro Mobility	759,907	801,756	6%	22.8%
Metropolitan Council Contracted Services – Regular Route Bus	180,357	182,627	1%	5.2%
Metropolitan Council Contracted Services – Transit Link	117,011	109,092	-7%	3.1%
Metropolitan Council Contracted Services – Metro Vanpool	26,456	33,566	27%	1.0%
Total	3,173,776	3,228,145	2%	91.8%
Suburban Transit Providers				
Laker Lines	5,072	5,559	10%	0.2%
Maple Grove Transit	31,094	29,665	2%	0.9%
Minnesota Valley Transit Authority	122,268	121,884	0%	3.5%
Plymouth Metrolink	34,377	34,327	0%	1.0%
Shakopee Transit	7,771	9,151	18%	0.3%
Southwest Transit	36,563	37,088	1%	1.1%
Total	237,145	237,674	1%	6.8%
Other Transit Providers				
Ramsey Star Express	1,344	2,007	49%	0.1%
Rush Line	2,198	1,852	-16%	0.1%
University of Minnesota Transit	45,913	46,583	1%	1.3%
Total	49,455	50,442	2%	1.4%
Total All Groups	3,460,376	3,516,261	2%	100%

2012 Twin Cities Metropolitan Area Indicators

	Cost/ride	Cost/hour	Passengers/hour
Metropolitan Council Transit Systems			
Metro Transit – Regular Route Bus	\$3.55	\$126.27	35.8
Metro Transit – Light Rail Transit	\$2.66	\$192.47	72.2
Metro Transit – Commuter Rail	\$23.45	\$1,158.52	42.8
Metro Mobility	\$27.30	\$56.98	2.2
Metropolitan Council Contracted Services – Regular Route Bus	\$4.39	\$72.94	16.8
Metropolitan Council Contracted Services – Transit Link	\$21.73	\$62.28	2.7
Metropolitan Council Contracted Services – Metro Vanpool	\$7.91	\$42.19	6.8
Total	\$4.17	\$110.51	26.9
Suburban Transit Providers			
Laker Lines	\$9.80	\$170.15	19.0
Maple Grove Transit	\$5.11	\$142.38	26.6
Minnesota Valley Transit Authority	\$6.97	\$147.19	21.1
Plymouth Metrolink	\$7.23	\$104.69	14.5
Shakopee Transit	\$10.17	\$139.48	16.2
Southwest Transit	\$7.81	\$210.33	27.3
Total	\$6.99	\$150.54	21.6
Other Transit Providers			
Ramsey Star Express	\$13.43	\$282.87	31.4
Rush Line	\$10.55	\$210.90	16.8
University of Minnesota Transit	\$1.90	\$130.56	69.6
Total	\$2.15	\$139.57	66.3

This page intentionally left blank.

Glossary

Glossary

This glossary contains technical terms that may appear in the 2013 Minnesota Transit Report. Many of these terms have multiple definitions; therefore, terms are defined as they are used in the context of this report.

Accessible vehicle

A public transportation vehicle that does not restrict access, is usable and provides allocated space and/or priority seating for individuals who use wheelchairs.

Americans with Disabilities Act (ADA)

The Americans with Disabilities Act passed in July 1991 and gave direction to local transit agencies to ensure full access to transportation for persons with disabilities.

Base fare

The price charged to one adult for one transit ride. It excludes transfer charges, zone charges, express service charges, peak period surcharges and reduced fares.

Bus rodeo

An annual competition in which transit bus drivers demonstrate skills such as emergency stops and maneuvers.

Capital cost

The cost of equipment and facilities required to support transportation systems: vehicles, radios, shelters, etc.

Commuter service

Express transit service generally connecting residential areas and activity centers via a high speed, non-stop connection.

Coordination

A cooperative arrangement among transportation providers and/or purchasers which is aimed at realizing increased benefits through the shared management and/or operation of one or more transportation-related functions.

Dedicated funding source

A funding source which by law, is available for use only to support a specific purpose and cannot be diverted to other uses; e.g., the federal gasoline tax can only be used for highway investments and, since 1983, for transit capital projects.

Demand response/dial-a-ride service

A transportation service characterized by flexible routing and scheduling of relatively small vehicles to provide door-to-door or point-to-point transportation at the user's demand.

Fare

The payment for a ride on a passenger vehicle, whether cash, tokens, transfer or pass.

Fare box

A device that accepts coins, bills, tickets and tokens given by passengers as payment for rides.

Fare box recovery ratio

Total fare revenue divided by the total operating cost.

Federal Transit Administration (FTA)

An operating administration within the United States Department of Transportation that administers federal programs and provides financial assistance to public transit.

Fixed route

Transportation service operated over a set route or network of routes on a regular time schedule.

Flexible fixed route

See route deviation.

Funding classification

Greater Minnesota public transit services are categorized according to the following classifications in Minn. Stat. 174.22:

- Rural – A county or multi-county transit system serving a geographic area primarily with populations under 2,500 or a stand-alone transit system within a city of less than 2,500 people.
- Small Urban – A stand-alone transit system within a city of between 2,500 and 50,000 people.

- Urbanized – A transit system within a metropolitan area with populations greater than 50,000.
- ADA complementary paratransit – Demand response service for persons with disabilities in geographic areas where fixed route services are provided; provision of this service is required by the Americans with Disabilities Act. This is also described in Minnesota State Statutes as “Elderly and Disabled Service.”

Intercity bus service

Transportation between metropolitan areas and rural areas, traveling over long distances, via an over-the-road coach with luggage space.

Light rail transit (LRT)

An electric railway system characterized by its ability to operate single cars or short trains along exclusive right-of-way at ground level, on aerial structures or in subways.

MAP-21

Moving Ahead for Progress in the 21st Century Act, signed into law in July 2012. MAP-21 established surface transportation funding programs for federal fiscal years 2013 and 2014.

Motor vehicle sales tax (MVST)

A source of revenue for Minnesota public transit. The percentages of this revenue source designated for metropolitan area and Greater Minnesota transit are defined in Minn. Stat. 297B.09.

Operating expenditures

The recurring costs of providing transit service; e.g., wages, salaries, fuel, oil, taxes, maintenance, depreciation, insurance, marketing, etc.

Operating deficit

Total operating expenditures minus total operating revenue.

Operating revenue

The total revenue earned by a transit agency through its transit operations. It includes passenger fares, advertising and other revenues.

Total operating cost

The total of all operating costs incurred during the transit system calendar year, excluding expenses associated with capital grants.

Paratransit

A flexible form of public transportation service that is not provided over a fixed-route; it is a demand responsive service.

Park and ride facility

A common location; e.g., parking lot, for individuals to park their personal vehicle and board a high occupancy travel mode such as a commuter train or bus.

Pass

A means of transit payment, usually a pre-paid card that is displayed to a bus driver in lieu of cash for the fare.

Peak period

The hours when traffic or transit passenger demand is the greatest, typically during morning and afternoon commuting hours.

Public transportation

Transportation service that is available to any person upon payment of the fare either directly, subsidized by public policy, or through some contractual arrangement, and which cannot be reserved for the private or exclusive use of one individual or group. “Public” in this sense refers to the access to the service, not to the ownership of the system that provides the service.

Ridership

The total of all revenue passengers, transfer passengers on second/successive rides and free ride passengers.

Passenger trip

A measure for one person making a one-way trip from origin to destination. One round trip equals two passenger trips.

Ridesharing

A form of transportation, other than public transit, in which more than one person shares the use of a vehicle, such as a van or car, to make a trip. Variations include carpooling or vanpooling.

Revenue hours

The number of transit vehicle hours when passengers are being transported. Calculated by taking the total time when a vehicle is available to the general public and there is an expectation of carrying passengers. Excludes deadhead hours, when buses are moving but not carrying passengers, but includes recovery/layover time.

Route deviation

Transportation service operating on a standard route along a public right of way, from which it may deviate from time to time, in response to a demand for its service or to take a passenger to a destination, after which it returns to its standard route.

Rural Transit Assistance Program (RTAP)

The section of the Federal Transit Act of 1991, as amended, that provides funds for training, technical assistance, research and other support services for rural transit providers.

Section 5303 (Metropolitan Planning Program)

The section of the Federal Transit Act of 1991, as amended, that provides financial assistance to metropolitan planning organizations that are responsible for conducting planning activities and technical assistance for public transit services. The program is expected to support the basic transportation planning process underway in urbanized areas, including capital planning, financial planning and operations-related planning essential to the provision of transit services.

Section 5304 (State Transportation and Planning Program)

The section of the Federal Transit Act of 1991, as amended, that provides financial assistance to the states for purposes of planning, technical studies and assistance, demonstrations, management training and cooperative research activities.

Section 5307 (Urbanized Area Formula Program)

The section of the Federal Transit Act of 1991, as amended, that authorizes grants to public transit systems in urban areas with populations of more than 50,000 for both capital and operating projects. Based on population and density figures, these funds are distributed directly to the transit agency from the FTA.

Section 5309 (Capital Program)

The section of the Federal Transit Act of 1991, as amended, that authorizes discretionary capital assistance for major capital needs, such as fleet replacement and construction of transit facilities.

Section 5310 (Elderly and Persons with Disabilities Capital Program)

The section of the Federal Transit Act of 1991, as amended, that provides grant funds for the purchase of accessible vehicles and related support equipment for private non-profit organizations to serve elderly and/or disabled people, public bodies that coordinate services for elderly and disabled, or any public body that certifies to the state that non-profits in the area are not readily available to carry out the services.

Section 5311 (Non-urbanized Area Formula Program)

The section of the Federal Transit Act of 1991, as amended, that authorizes grants to public transit systems in non-urbanized areas (fewer than 50,000 population). The funds initially go to the governor of each state. In Minnesota, MnDOT administers these funds.

Section 5316 (Job Access and Reverse Commute - JARC)

A formula-based federally-funded program established under SAFETEA-LU. The goal of the JARC grant program is to improve access to transportation services to employment and employment-related activities for welfare recipients and eligible low-income individuals to transport residents of urbanized areas and non-urbanized areas to suburban employment opportunities.

Section 5317 (New Freedom - NF) A formula-based federally-funded program established under SAFETEA-LU. The goal of the New Freedom grant program is to provide additional tools to overcome existing barriers facing Americans with disabilities seeking integration into the workforce and full participation in society.

Service area

The geographic area that coincides with a transit system's legal operating limits; e.g., city limits, county boundary, etc.

Service hours

See revenue hours.

Service span

The duration of time that service is made available or operated during the course of the service day; e.g., 6 a.m. to 10 p.m.

Subscription service

Transportation service in which routes and schedules are prearranged to meet the needs of riders who sign up for the service in advance.

Transit

Transportation by bus, rail or other conveyance, either publicly or privately owned, that provides general or special service on a regular and continuing basis. The term includes fixed-route and paratransit services as well as ridesharing. Also known as mass transportation, mass transit, or public transit.

Transit dependent

A description for a population or person who does not have immediate access to a private vehicle, or because of age or health reasons cannot drive and must rely on others for transportation.

Vanpool

See ridesharing.

Vehicle Classification

MnDOT classifies transit vehicles according to the following categories:

- Class 300 – A small-size light-duty transit bus approximately 16-22 feet long with a raised roof and single or dual rear wheels (up to 12,500 gross vehicle weight rating).
- Class 400 – A medium-size light-duty transit bus approximately 20-30 feet long with a raised roof and dual rear wheels (12,300-16,000 gross vehicle weight rating).
- Class 500 – A medium-size medium-duty transit bus approximately 25-40 feet long (17,000-24,000 gross vehicle weight rating).
- Class 600 – A medium-size heavy-duty transit bus approximately 25-40 feet long (21,000-32,000 gross vehicle weight rating).
- Class 700 – A large-size heavy-duty transit bus/over-the-road bus approximately 30 feet and longer with a rear-mounted engine.