

STATE OF MINNESOTA

2014-2017

**STATE TRANSPORTATION
IMPROVEMENT PROGRAM
(STIP)**



SEPTEMBER 2013



Minnesota Department of Transportation

395 John Ireland Blvd.
St. Paul, MN 55155

To the Reader:

The State Transportation Improvement Program (STIP) is a comprehensive four-year schedule of planned transportation projects in Minnesota for state fiscal years 2014, 2015, 2016, and 2017. These projects are for state trunk highways, local roads and bridges, rail crossings and transit capital and operating assistance. This document represents an investment of over \$6.1 billion in federal, state, and local funds over the four years.

This document is the statewide transportation program in which MnDOT, local governments, and community and business interest groups worked together in eight District Area Transportation Partnerships (ATPs) to discuss regional priorities and reach agreement on important transportation investments. This state process was developed in response to the Federal “Intermodal Surface Transportation Efficiency Act (ISTEA) of 1991” which focused on enhanced planning processes, greater state and local government responsibility, and more citizen input to decision making. The process has continued under the three following acts: The 1998 Transportation Equity Act for the 21st Century (TEA-21); the 2005 Safe, Accountable, Flexible, Efficient Transportation Equity Act: A legacy for Users (SAFETEA-LU); and we are currently working under a two year bill, Moving Ahead for Progress in the 21st Century Act (MAP-21), signed into law July 6, 2012.

Any questions and comments on specific projects included in this program may be directed to the identified MnDOT District Transportation office listed in the Program Listing sections of the document. To further assist you in using this information, a searchable database will be available by November 2013 on the Internet at:

<http://www.dot.state.mn.us/planning/program/stip.html>

General questions or comments can be directed to the Office of Transportation System Management in St. Paul (651-366-3798). Thank you for your interest and support in Minnesota’s Transportation System.


Minnesota State Transportation Improvement Program (STIP) 2014-2017

Recommended for Approval by:

MnDOT's Transportation Program Investment Committee



**Susan M. Mulvihill, P.E.
Deputy Commissioner
Chief Engineer**



**Tracy Hatch
Deputy Commissioner
Chief Operating Officer
Chief Financial Officer**

**Approved by:
MnDOT Commissioner**



Charles A. Zelle

Minnesota
State Transportation Improvement Program
(STIP)

Table of Contents

I.	INTRODUCTION.....	I-2
II.	STATE TRANSPORTATION IMPROVEMENT PROGRAM (STIP).....	II-1
	Certification	II-1
	The 20 Year Highway Investment Plan	II-1
	Public Involvement	II-2
	Minnesota Transportation Process for Investment Decisions	II-3
	Financial Plan	II-4
	Project Selection	II-7
III.	PROGRAM LISTING	III-1
	<u>APPENDICES</u>	
A.	Selected Highway and Transit Programs	
	Greater Minnesota MPO Programs	A-1
	Transportation Alternatives Program (TAP).....	A-2
	Highway Safety Improvement Program (HSIP)	A-3
	Transit Programs	A-4
	Tribal Transportation Program (TTP).....	A-5
	Recreational Trails Program	A-6
	MnDOT State Road Construction Program (SRC).....	A-7
B.	Other Modal Programs	
	Minnesota Rail Service Improvement Program	B-1
	Port Development Assistance Program.....	B-2
	Minnesota Aeronautics Airport Capital Improvement Program.....	B-3
C.	MnDOT’S Detailed Federal Fiscal Constraint Plan	C-1

**Minnesota
State Transportation Improvement Program
(STIP)**

List of Figures

	<u>Page</u>
Figure 1	State Transportation Improvement Program Funding by Program I-3
Figure 2	Transportation Investment Process II-3
Figure 3	State Transportation Improvement Program Funding by Source..... II-9
Figure 4	State Transportation Improvement Program Funding by District/ATP II-9
Figure 5	Route System Categories III-1
Figure 6	Program Categories III-2
Figure 7	Smart Code III-3
Figure 8	Proposed Fund Categories III-3

Appendix Figures

Figure A-1	Greater Minnesota MPO Funding A-1(2)
Figure A-2	Highway Safety Improvement Program Funding..... A-3(2)
Figure A-3	Transit Funding by Source..... A-4(2)
Figure A-4	State Road Construction Program Funding by Source..... A-7(2)
Figure A-5	State Road Construction Program Funding by District/ATP A-7(2)
Figure B-1	Minnesota Rail Service Improvement ProgramB-1(2)
Figure B-2	Port Development Assistance Program.....B-2(2)
Figure C-1	Minnesota Detailed Financial Plan 2014-2017 C-1(2)
Figure C-2	Minnesota Federal Advance Construction Forecast..... C-1(4)

PREFACE

State of Minnesota State Transportation Improvement Program (STIP) 2014-2017

This document is the State of Minnesota State Transportation Improvement Program (STIP) for state fiscal years 2014-2017. It includes an introduction, or overview, of the anticipated expenditures for all modes of transportation under the authority of the Minnesota Department of Transportation (MnDOT). The document is organized into three chapters and three appendices.

Chapter I of this document is the introduction to MnDOT. It provides information on MnDOT's vision for its transportation system and the factors that help shape MnDOT's policies and programs.

Chapter II is the formal response to the federal requirements for the STIP developed under the Safe, Accountable, Flexible, and Efficient Transportation Equity Act: A Legacy for Users (SAFETEA-LU) and continued under MAP-21. The programming process to develop this STIP began in the fall of 2012 and was developed under the requirements outlined in SAFETEA-LU with a conservative estimate of federal funds anticipated.

Chapter III includes the project listing of all projects using federal-aid highway or transit funding. Projects using only local dollars are not included. These listings are organized by MnDOT District/Area Transportation Partnership (ATP) areas.

Appendix A includes a description, expenditure summary and project listing for several federal-aid highway and transit categories. A description of the MnDOT State Road Construction Program (SRC) is also included, but without a repeat of the project listing of state trunk highway projects. Appendix B includes, for information purposes only, a description, financial summary, and project listing for other modal programs that are not subject to the federal planning requirements under SAFETEA-LU and continued under MAP-21. Appendix C includes a detailed financial plan for the STIP.

The 2014-2017 STIP was developed using programs specified under MAP-21 which was signed into law July 6, 2012. Once approved by the US DOT, the State Transportation Improvement Program for Minnesota is available on the Internet at the following address:

<http://www.dot.state.mn.us/planning/program/stip.html>

I. INTRODUCTION

The Minnesota Department of Transportation (MnDOT) was established and operates a transportation system that includes aeronautics, highways, motor carriers, ports, public transit, railroads and pipelines. MnDOT is the principal agency in the state for development, implementation, administration, consolidation, and coordination of state transportation policies, plans, and programs. These policies, plans, and programs are developed in cooperation with the public and a variety of transportation partners, including the Twin Cities Metropolitan Council, seven Metropolitan Planning Organizations (MPOs) established in areas with populations exceeding 50,000, the nine Regional Development Commissions (RDCs), county, city, and Indian tribal governments throughout the state.

The MnDOT vision is that Minnesota's multimodal transportation system maximizes the health of people, the environment and our economy. The system:

- connects Minnesota's primary assets – the people, natural resources and businesses within the state – to each other and to markets and resources outside the state and country;
- provides safe, convenient, efficient and effective movement of people and goods; and
- is flexible and nimble enough to adapt to changes in society, technology, the environment and the economy.

A number of factors are shaping the development of MnDOT policies and programs. These include safety, the integration of transportation modes, service and investment preservation, customer focus, economic development, technology, environmental partnerships, and federal actions. This document addresses these factors and provides a multimodal focus. This document and the investment levels summarized in Figure 1 do not include the expenditures for infrastructure maintenance. In addition, unless federal funding is a part of the investment, the investments in this document and Figure 1 do not include improvements made by local levels of government. Total government investment in transportation infrastructure could be two to three times the investment level included in this document. The investment in transportation infrastructure improvements included in this document is summarized in Figure 1.

<p align="center">Figure 1 STATE TRANSPORTATION IMPROVEMENT PROGRAM FUNDING INCLUDING RAIL, PORTS, AND AIR BY PROGRAM AND YEAR (\$ MILLIONS)</p>					
PROGRAM	2014	2015	2016	2017	TOTAL*
Highway Assistance Program¹	1,462	1,071	1,018	976	4,527
Transit Assistance Program²	308	488	344	376	1,516
SUBTOTAL*	1,770	1,559	1,362	1,352	6,043
Rail Service Improvement Program³	2	2	1	2	7
Port Development Assistance Program⁴	0	2	2	0	4
Airport Development Program⁵	105	114	102	96	417
SUBTOTAL*	107	118	105	98	428
TOTAL*	1,877	1,678	1,467	1,450	6,471

*May not total correctly due to rounding.

¹The Highway Assistance Program includes all federal-aid for highways received through the Federal Highway Administration (FHWA) of the U.S. Department of Transportation (USDOT). It includes all federal apportionment, allocation or special funding. It also includes all state trunk highway funds appropriated for construction, other state appropriated investments and any local funding utilized as match for federal projects. A list of projects is included in Page III of the STIP.

²The Transit Assistance Program includes all federal-aid for transit received through the Federal Transit Administration (FTA) of the USDOT. It also includes all state and local funds necessary to match the federal funds and operate the transit systems. All transit projects are included in Page III of the STIP and an estimated funding summary is included in Appendix A-4.

³The Minnesota Rail Service Improvement Program (MRSI) was established in 1976 to prevent the loss of rail service on lines potentially subject to railroad abandonment. Projects that fall within the MRSI are divided among 6 programs: rail line rehabilitation, capital improvements for rail shippers, capital improvement for railroads, purchase assistance to rail authorities, loan guarantees and state rail banking. The MRSI Program does not include funding for rail-highway safety projects included in the highway assistance program. The number of rail service assistance projects is estimated and shown in Appendix B-1.

⁴The Port Development Assistance Program was created in 1991. The 1996, 1998, 2000, 2001, 2003, 2005, 2006, 2008, 2009, 2011 and 2012 Legislatures set aside a total of \$25.0 million to fund this program. The total port development assistance program anticipated expenditures is included in Appendix B-2.

⁵The Airport Development Program figures shown above include federal and state grant funds plus the local share or match. The project listing in Appendix B-3 is not financially constrained to the anticipated funding, and totals about \$417 million in candidate airport projects statewide over the next 4 years.

II. STATE TRANSPORTATION IMPROVEMENT PROGRAM (STIP)

Certification

In accordance with 23 CFR 450.218, the Minnesota Department of Transportation (MnDOT), as the Governor's designee, certifies that the transportation planning process is being carried out in accordance with the following requirements:

1. 23 U.S.C. 134 and 135, 49 U.S.C. 5303 and 5304, and this part;
2. Title VI of the Civil Rights Act of 1964, as amended (42 U.S.C. 2000d-1) and 49 CFR part 21;
3. 49 U.S.C. 5332, prohibiting discrimination on the basis of race, color, creed, national origin, sex, or age in employment or business opportunity;
4. Section 1101(b) of the SAFETEA-LU (Pub. L. 109-59) and 49 CFR part 26 regarding the involvement of disadvantaged business enterprises in USDOT funded projects;
5. 23 CFR part 230, regarding implementation of an equal employment opportunity program on Federal and Federal-aid highway construction contracts;
6. The provisions of the Americans with Disabilities Act of 1990 (42 U.S.C. 12101 *et. seq.*) and 49 CFR parts 27, 37, and 38;
7. Sections 174 and 176 (c) and (d) of the Clean Air Act, as amended (42 U.S.C. 7504, 7506 (c) and (d) and 40 CFR part 93;

8. The Older Americans Act, as amended (42 U.S.C. 6101), prohibiting discrimination on the basis of age in programs or activities receiving Federal financial assistance;
9. Section 324 of title 23 U.S.C., regarding the prohibition of discrimination based on gender; and
10. Section 504 of the Rehabilitation Act of 1973 (29 U.S.C. 794) and 49 CFR part 27 regarding discrimination against individuals with disabilities.

MnDOT also concurs with the MPO's determination that the air quality conformity analysis has been completed by the necessary MPOs and has been reviewed and accepted by the Minnesota Pollution Control Agency.

The 20-Year State Highway Investment Plan

Projects in the STIP are consistent with the *20-Year State Highway Investment Plan (MnSHIP)*, a long-term, fiscally constrained and statewide plan. The *Plan* addresses federal planning requirements, the transportation goals identified in state law, and reflects *MnDOT's Statewide Multimodal Transportation Plan* and the *Minnesota GO 50-Year Statewide Vision*. The process for developing and updating the *Plan* provides early and continuous opportunities for the involvement of the public and other potentially affected parties.

In accordance with Minnesota Statutes §174.03, Subdivision 1c, the *Plan* is updated every 4 years beginning January 15, 2013, with interim updates as needed by MnDOT to promote statewide transportation planning.

The plan is available for downloading at the following web address:

<http://www.dot.state.mn.us/planning/mnship/index.html>

Public Involvement

The last three Federal Transportation Acts have created less of a federal presence in many transportation decisions. The diminished federal role results in more state/local authority and responsibility for these decisions. The funding flexibility and expanded project eligibility under these acts has given decision makers more options to address transportation priorities. Public involvement in transportation issues and decision making is vital because of this expanded eligibility and diversity. Federal Law requires an opportunity for early and continuous involvement in the development of the *Statewide Transportation Plan* and the STIP. Public involvement is also a mandatory component of the MPO planning process.

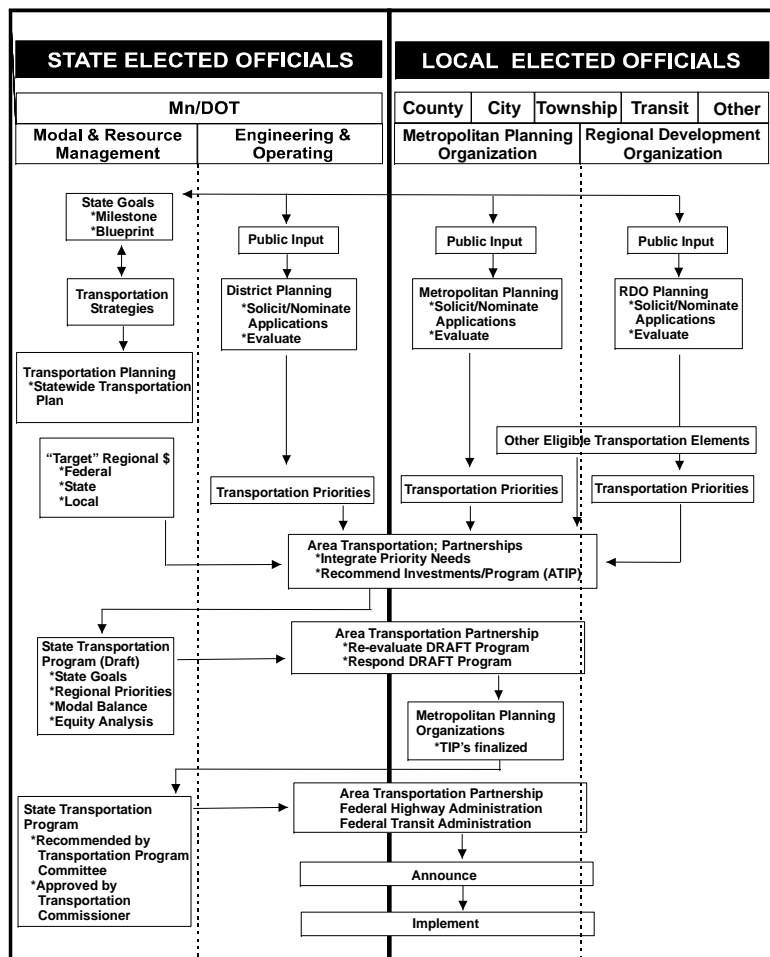
Minnesota's transportation investment process (Figure 2), with the Area Transportation Partnerships (ATPs) provides for early and continuous involvement in the development of the STIP. The process incorporates the public involvement activities of the partners (MPOs, RDCs, counties, cities and others) into their roles on the ATP. MPOs in accordance with federal requirements have developed public participation processes and use them in conjunction with the development of their Transportation Improvement Programs (TIPs). The MPO TIPs include detailed discussion of public involvement.

In addition to the public input derived through Minnesota's transportation investment process, public meetings, forums, conferences and focus groups have been held throughout the

state by the ATP partners, MnDOT and modal partners such as transit, rail and bike/pedestrian.

Other methods used to encourage public involvement included the use of newspaper articles, informational mailings, press releases, websites and social media. A notice of the availability of the draft 2014-2017 STIP was placed in the *State Register* on June 10, 2013. This notice provided a 30 day comment period to the public.

Figure 2
Transportation Investment Process



The Metropolitan Council and its Transportation Advisory Board (TAB) make a concerted effort to ensure all interested and concerned parties are offered opportunities to participate in the preparation of the TIP for the Twin Cities metropolitan area. Public comment is solicited at public meetings, at a public hearing, and in a 45-day public comment period where comments are also accepted by email, phone, fax, or mail. At the TAB's regular public meeting on May 15, 2013, the TAB adopted the draft TIP for the purpose of public comment; the public comment period was from May 15-June 28, 2013. The TAB hosted a public hearing on June 19, 2013, to hear comments on the draft TIP. In preparation for these meetings and the public comment period, Metropolitan Council emailed notification to groups representing a diverse set of stakeholders ranging from private transit providers to representatives of people with disabilities. In addition, Council published information on the Council's web site and in its newsletters sent to local elected officials and legislators. Notification of the public hearing for the 2014-2017 TIP was included in the State Register.

Minnesota Transportation Process for Investment Decisions

The STIP is developed in accordance with the *Guidance for the Development of the State Transportation Improvement Program* published by MnDOT and with the memo on *STIP Funding Guidance* dated January 18, 2013. Minnesota's STIP is developed through a regional geographic model for making investment decisions. The process chart on this page, (Figure 2), displays the partnerships and transportation activities necessary to produce a STIP.

The process is driven by federal, state, local, and regional planning goals and objectives. Statewide investment goals have been drawn from statewide planning studies and policies, the *Minnesota Statewide Transportation Plan*, and an analysis of previous programs. They are offered as an aid in determining areawide priorities. The process builds on the plans and priorities established by MnDOT Districts, MPOs, cities, counties, townships and RDCs.

The investment process uses eight regional partnerships whose boundaries are based on MnDOT's State Aid Districts. The partnerships, called Area Transportation Partnerships (ATPs), have as their members both traditional and non-traditional, metropolitan and non-metropolitan stakeholders and can include MPOs, RDCs, cities, counties, townships, transit providers, tribal governments, other interests, and MnDOT. The ATPs integrate the state and local priorities within their region and recommend a minimum four year program for federally funded transportation investments. This four year program, when combined with a list of state highway funded projects is considered the draft Area Transportation Improvement Program (ATIP). Each draft ATIP includes a prioritized list of projects that aid in solving transportation problems and implementing the long range objectives for the area.

Balanced investment decisions promote effective and efficient transportation. Safety is a key element of all investments. The principal investment emphasis is preservation and operational improvements in the existing transportation system. Expansion is focused on the state's interregional corridor system that

connects major economic centers and bottlenecks in the Twin Cities metropolitan area.

The draft ATIP prepared by each ATP is submitted for inclusion in the draft State Transportation Improvement Program (STIP). Project cost estimates include an adjustment for inflation. The ATIPs are analyzed and compared to statewide goals and objectives, and unique transportation needs. They are also analyzed for completeness and fiscal constraint. From this a draft STIP is developed. The draft STIP is widely circulated for review and comment before final adjustments are made. This STIP covers four state fiscal years and includes all state and local projects financed with federal (highway or transit) assistance. The STIP also includes other regionally significant projects.

The final STIP is reviewed and approved by the Federal Highway Administration (FHWA) and the Federal Transit Administration (FTA) prior to any expenditure of federal funds. Upon approval, the document will be used by each ATP as a starting point in the process for developing their next ATIP.

Financial Plan

As mentioned in the Preface of this document, this STIP is a formal response to federal requirements. The STIP financial plan addresses fiscal constraint requirements under MAP-21. The principal financial assumption is the continuation of existing revenue sources and levels consistent with SAFETEA-LU authorizations. All of the projects in the 2014-2017 STIP are deemed affordable for implementation under these reasonable financial assumptions. The financial constraint

requirements under MAP-21 are deemed to be sufficiently flexible to permit the selection of projects from the second and third year of the STIP to replace projects selected for the first year of the STIP. MnDOT reserves the right to make this project selection for the ATPs from within the STIP.

Federal Funding. MAP-21 requires that the federal-aid highway and federal-aid transit projects in the STIP shall be based on financing reasonably expected to be available. The 2014-2017 STIP is based on anticipated federal, state and local funds. The federal-aid revenues are based on estimates of apportionment (formula), allocations, and high priority project funding.

Federal-Aid Highway Formula Funding: Federal-aid highway formula funding is apportioned to the states by formulas established in law. Federal-aid highway apportionments have been highly variable. Minnesota developed this STIP based on a forecast estimate for obligation authority. Under MAP-21, the federal-aid highway obligation authority estimate for the development of this STIP is between \$533 million and \$537 million for all four years.

Federal-Aid Highway Allocation Funding: Funding available from allocated funding is included in the STIP. Federal-aid highway allocation funding is distributed to the states by administrative formula or by means of a competitive application. Allocated funds include many varied categories of federal-aid, including, but not limited to Public Lands, Indian Reservation Roads, Forest Highways, TIGER and Scenic Byways.

Allocations of categorical funding generally consist of several small projects that are distributed to specific areas of the state. Allocations are not always consistent with the time-frame of the development of the STIP.

Annual allocations to individual projects or categories of funding that add up to less than \$1 million are routinely added to the STIP but due to the timing of project identification may require amendments to be processed.

Federal-Aid Highway Earmarked Funding: SAFETEA-LU saw an unprecedented amount of federal funds earmarked by Congress. About \$90 million in Earmarked funding was made available each year under SAFETEA-LU, up from about \$30 million each year under previous transportation acts. Earmarked funding is subject to obligation limitation but is available until spent. Due to project delivery schedules and the rules pertaining to the spending of these funds, the actual level of funding committed each year is variable. Earmark funding has not occurred under the continuing resolutions since the end of SAFETEA-LU at the end of FFY 2009. MAP-21 does not include Earmark funding.

Federal Transit Funding: Federal transit funding is appropriated annually. Programs include: Urbanized Area Formula Program, Rural Area Formula Program (includes rural, small urban, intercity bus, and job access and reverse commute), Enhanced Mobility of Seniors and Individuals with Disabilities Formula Program (includes New Freedom), Metropolitan and Statewide Non-metropolitan Transportation Planning Formula Program, State of Good Repair Grants and Bus and Bus Facilities Formula Grants. The passage of MAP-

21 and its provisions to guarantee funding for transit programs keep federal transit funds predictable; however, federal funds make up only a small percentage of total operating costs for the transit programs. MAP-21 consolidated certain transit programs to improve efficiency, targeted funding increases particularly for improving the state of good repair, added new reporting requirements and required performance measures for state of good repair, planning and safety programs.

State Highway and Transit Funding. The State of Minnesota has a biennial budget. State agency programs and operating budgets are based on a balanced budget. The 2014-2017 STIP is based on one year of approved funding and three years of estimated funding. The funding level for the STIP is estimated to be approximately the same for all 4 years of the STIP.

State Highway Funding: Funding for construction from this source is expected to be about \$290 million per year based on the current revenue forecast. The State Highway cash flow also permits advance construction of projects prior to actual federal dollars being available.

State Transit Funding: Transit assistance comes from three sources, the General Fund, Motor Vehicle Sales Tax (MVST) and Motor Vehicle Leased Sales Tax (MVLST). The transit appropriation from the State General Fund is expected to be about \$16.3 million in each year of the STIP for Greater Minnesota and \$107.9 million in 2014 (of which \$37 million is for the Southwest Corridor LRT project), \$77.0 million in 2015, and \$76.7 million in the final two years of the STIP for the Metropolitan Area.

Minnesota's 2007 Legislature statutorily dedicated 40 percent of the annual MVST collections for transit: 4 percent is dedicated for Greater Minnesota transit operations and 36 percent for Twin Cities Metropolitan Area transit operations. The February 2013 Forecast estimates total revenue for the Transit Assistance portion of revenues to be about \$248.7 million in 2014, \$262.9 million in 2015, \$278.9 million in 2016 and \$294.3 million in 2017.

Greater Minnesota transit receives 50 percent of MVLST revenues after the fund reaches a threshold of \$32 million. As of the February 2013 Forecast, estimates for Greater Minnesota transit assistance are \$13.5 million in 2014. In addition, Minnesota's 2013 Legislature modified the allocation of MVLST revenue for fiscal years 2014 and 2015 by capping the County/State Aid Highway (CSAH) fund's allocation at \$9 million. Therefore \$10.8 million of forecasted revenue over the 2014-15 Biennium that would have gone to CSAH under the old formula will go to the Greater Minnesota transit account in the Transit Assistance Fund instead.

No capital bonding funds were provided for transit projects in 2013.

Local Highway and Transit Funding. Local funding is assumed to be available to match, or overmatch, the federal-aid for highways and transit. The state and local funding is also expected to be sufficient to maintain and operate the highway and transit systems.

Local Highway Funding: The State has a dedicated fund for state aid roads and bridges for counties and cities of 5,000 and over in population. The funding is available for maintenance and construction and is used in part to maintain the federal-aid highways and to match federal-aid. The local highway funding committed to match the federal highway aid is expected to average about \$172 million per year.

Local Transit Funding: The majority of the funding for the Minneapolis-St. Paul large urbanized area transit system is provided through local and state revenues. Since transit is substantially a local program, estimates of urbanized transit system funding are based on the MPO TIPs. Small urban and rural transit systems have a portion of their funding provided by assistance from the State General Fund, MVST and MVLST. The local share may be from a large variety of sources.

Advance Construction. Federal law allows states to request and receive approval to construct Federal-aid projects prior to receiving apportionment or obligation authority for the Federal-aid funds through the use of Advance Construction (AC). This means that Minnesota may commit future federal funds to a project as long as it goes through the normal FHWA approval and authorization process. An AC project is treated the same as any other federal project and must be authorized

prior to advertising for letting or expending any funds on the project. Projects using AC must be fully encumbered in the state MnDOT budget for the amount of state funds and the federal AC amount. AC is available to local governments as well as MnDOT.

The agency that uses the AC procedure must “front end” the project with their own funds. These may be state aid funds, local tax funds, State Road Construction funds or some other appropriate funding sources. Local projects utilizing AC funds require a special agreement approved by MnDOT’s Division of State Aid.

Federal regulations require that AC be shown in the year incurred and that the conversion of AC be shown in each year in which conversion takes place. Conversion is the process of converting AC to the obligation of actual federal funds. In the project listings in this STIP, AC funding is shown in a separate column and the dollar amounts are not included in the “Total” column. However, the AC conversion dollar amounts are included in the “FHWA” column and the “Total” column in the year in which a project is converted.

See Appendix C for the detailed financial plan.

Project Selection

The project selection process is the identification of the projects to be implemented in the first year of the 2014-2017 STIP. The projects in the remaining years of the STIP are deemed to be eligible for selection for implementation without a formal amendment to the STIP. MnDOT reserves the right to

select projects for the first year of the STIP from the projects in the last three years of the STIP.

Project selection includes two iterative processes. The first iterative process is “determining the program” from the list of projects within the draft ATIPs. This includes the analysis of the preferred sources of funding for the projects and the directions included in the *20 Year Highway Investment Plan*. It also is the step where the fiscal constraint is maintained. The second iterative process is the review of the STIP. The draft STIP is circulated back to the District/ATP for review and comment. Changes are made in the draft STIP as a result of the review and comment period. The STIP is forwarded to the Commissioner’s staff for review and approval before being sent to the U.S. DOT.

Figure 3 is a summary of the proposed expenditures in the STIP by fiscal year and the proposed source of federal highway or transit funding, state trunk highway funding or other source of state or local funding.

Figure 4 is a summary of the proposed expenditures in the STIP fiscal year and ATP.

Figure 3 is a summary of the proposed expenditures in the STIP by fiscal year and the proposed source of federal highway or transit funding, state trunk highway funding or other source of state or local funding.

Figure 3 STATE TRANSPORTATION IMPROVEMENT PROGRAM FUNDING BY SOURCE AND YEAR (\$ MILLIONS)					
SOURCE	2014	2015	2016	2017	TOTAL*
Transit Programs					
Federal Transit Administration Funds	217	319	181	206	923
Other Funds	91	169	163	170	594
SUBTOTAL*	308	488	344	376	1,517
Highway Programs					
Federal –aid Highway Funds	541	461	445	503	1,950
Federal AC Conversion	46	73	104	58	282
State Trunk Highway Funds	314	340	325	276	1,256
Bond Funds	210	102	46	84	442
Other Funds	350	95	98	55	598
SUBTOTAL*	1,462	1,071	1,018	976	4,528
TOTAL	1,770	1,560	1,361	1,353	6,044

*may not total correctly due to rounding

Figure 4 is a summary of the proposed expenditures in the STIP by fiscal year and ATP.

Figure 4 STATE TRANSPORTATION IMPROVEMENT PROGRAM FUNDING BY DISTRICT/ATP AND YEAR (\$ MILLIONS)					
DISTRICT/ATP	2014	2015	2016	2017	TOTAL*
1	93	170	113	114	491
2	55	49	73	31	207
3	119	93	106	83	401
4	59	62	71	60	252
6	132	193	122	97	544
7	98	66	78	111	353
8	62	53	43	36	195
SUBTOTAL*	617	687	606	533	2,444
METRO	1,053	768	640	696	3,158
MISC	100	105	114	123	442
TOTAL*	1,771	1,560	1,360	1,353	6,044

*may not total correctly due to rounding

III. PROGRAM LISTING

The following section contains the FY 2014-2017 STIP project listing sorted by District/ATP.

The first page of each District/ATP shows the District/ATP location within the state and the counties included within each District/ATP. The name of the District Transportation Engineer, phone number, and address are shown as well as a general information telephone number.

The second page begins the listing of projects in that District/ATP sorted by Fiscal Year. Within each Fiscal Year, projects are sorted by Route System with transit projects first followed by rail, local roadway, and then state projects.

The following information is provided for each project

Seq # - The sequence number is a unique number assigned to each project in this project listing.

Route System - The route name and number on which the project is located. See Figure 5.

Figure 5 Route System Categories	
Route System	Description
BB	Transit (buses)
CITY	City Project
CR	County Road
CSAH	County State Aid Highway
FH	Forest Highway
I	Interstate Highway
IRR	Indian Reservation Roads and Bridges
LOCAL	Local project not associated with a road
MSAS	Municipal State Aid Street
MUN	Municipal Street
PED/BIKE	Pedestrian or Bike Path/Trail (not assigned to a specific road)
RECTRAIL	DNR Recreational Trail
RR	Railroad
MN or US	Trunk Highway
TWN	Township Road

- Proj Num - Project identifier. Most trunk highway projects start with the control section numbers. Local projects start with either the county number or the city number.
- Agency - The jurisdiction responsible for implementing projects or for opening bids.
- Description - The location and/or type of project. Smart Code – See Figure 7
- Miles - The length of the project.
- Program - The program category. See Figure 6.
- Type of Work - The intent of the project.
- Proposed Funds - Preliminary fund assignment with exact determination of funding determined upon authorization. See Figure 8.
- Total - The total estimated cost of the project relative to federal funding to be used in year of letting. This includes advance construction (AC) conversion funding. It does not include the original advance construction funding.
- FHWA - The total estimated federal aid highway funding to be used for the project. This includes advance construction conversion funding.

Figure 6 Program Categories	
Program	Description
AM	Municipal Agreement
BI	Bridge Improvement
BR	Bridge Replacement
BT	Bike Trail (not an Enhancement)
CA	Consultant Agreement
DA	Detour Agreement
DR	Drainage
EN	Enhancement (STP)
IR	Indian Reservation Roads
MA	Miscellaneous Agreements
MC	Major Construction
NA	Not Applicable (Uncommitted)
NO	Noise Walls
PL	Planning
PM	Preventive Maintenance
RB	Rest Area/Beautification
RC	Reconstruction
RD	Recondition
RS	Resurfacing
RT	Recreational Trail (DNR only)
RW	Right of Way Acquisition
RX	Road Repair (Bridge and Road Construction) (BARC)
SA	Supplemental Agreement/Cost Overruns
SC	Safety Capacity
SH	Highway Safety Improvement Program (HSIP)
SR	Safety Railroads
ST	Striping and Signing
TM	Transportation Management
TR	Transit (FHWA)
B9	FTA Urbanized Area Formula – Section 5307
CF	Clean Fuels – Section 5308
B3	FTA Capital Program - Section 5309
GR	State of Good Repair
NB	FTA Elderly and Persons with Disabilities – Section 5310
OB	FTA Non-urbanized Areas - Section 5311 & Section 5311(f)
JA	FTA Job Access and Reverse Commute – Section 5316
NF	New Freedom Section 5317

Figure 7 Smart Code	
Fund	Description
AB	Alternate Bid
AC	Advance Construction/Advance Construction Payback
ADA	Americans with Disabilities Act (Funding)
BP08	2008 Chapter 152 Bonds
BR4M	Better Roads for a Better Minnesota
CIMS	Corridor Investment Management Strategy
DI	Destination Innovation
ELLA	Early Let Late Award
FMP	Flood Mitigation Program
HB	Historic Bridges
HRRR	High Risk Rural Road
HSR	High Speed Rail
IDIQ	Indefinite Delivery Indefinite Quantity
ITS	Intelligent Transportation System
LGA	Local Government Advance / Local Government Advance Payback
MNXXX	Demo
NCIP	National Corridor Improvement Program (only if project is fully funded)
PNRS	Projects of National and Regional Significance (only if project is fully funded)
BP08	
SAM	Safety and Mobility
SB	Scenic Byway (only if project is fully funded)
SRTS	Safe Route to School (Infrastructure and Non-Infrastructure)
TCSP	Transportation, Community, Systems Preservation Program (only if project is fully funded)
TED10	2010 Trunk Highway Bonds for Transportation Economic Development
TED12	2012 Trunk Highway Economic Development Account
TED14	2014 Trunk Highway Additional Spending Authority
TRLF	Transportation Revolving Loan Fund / Transportation Revolving Loan Payback

Figure 8 Proposed Fund Categories	
Fund	Description
BF	Bond Funds
BR	Bridge Replacement
BROS	Off System Bridge
CBI	Coordinated Border Infrastructure
CMAQ	Congestion Mitigation and Air Quality
DEMO	HPP, Earmark, National Corridor Improvement Program, Projects of National & Regional Significance and all projects that have a Demo ID
DPS	Department of Public Safety
FTA	Federal Transit Administration
FFM	Federal Funds Miscellaneous
HSIP	Highway Safety Improvement Program
IM	Interstate Maintenance
LF	Local Funds or Other
NCIP	National Corridor Infrastructure
NHPP	National Highway Performance Program (Interstates, NHS, and Principal Arterials)
PLHD	Public Lands Highway Discretionary
PUB	Public Lands
RRS	Highway Rail Grade Crossings & Rail Safety
RT	Recreational Trail
SB	Scenic Byways
SF	State Funds
SRTS	Safe Routes to School
STP	Surface Transportation Program
TAP	Transportation Alternative Program
TCSP	Special Allocations for Transportation, Community, and System Preservation projects
TRLF	Transportation Revolving Loan Fund

-
- | | | |
|-------|---|--|
| AC | - | The total estimated amount of future federal funds (AC) being committed to a project, front-ended by local/state funds. |
| FTA | - | The total estimated federal aid transit funding to be used for the project. |
| TH | - | The total estimated state trunk highway funding to be used for the project. |
| Other | - | Estimate of funding other than FHWA, FTA or State TH to be used for the project. This includes local match, local funds, private contributions and special legislative appropriations. |

Areawide Tra

Duane Hill
Transportation District Engineer
(218) 725-2704
1123 Mesaba Avenue
Duluth, Minnesota 55811

General Information: (218) 725-2700
FAX: (218) 725-2800

ATP: 1
Fiscal Year: 2014

STIP for FY 2014-2017

Seq #	Route System	Project Number	Agency	Description	Miles	Program	Type of Work	Proposed Funds	Total	FHWA	AC	FTA	TH	Other
1	BB	TRF-0016-14A	DULUTH TRANSIT AUTHORITY	SECT 5307: DULUTH DIAL-A-RIDE TRANSIT OPERATING ASSISTANCE	0.0	B9	OPERATE BUS	LF	594,104	0	0	0	0	594,104
2	BB	TRF-0016-14B	DULUTH TRANSIT AUTHORITY	SECT 5307: OPERATING ASSISTANCE	0.0	B9	OPERATE BUS	FTA	7,070,051	0	0	1,400,000	0	5,670,051
3	BB	TRF-0016-14C	DULUTH TRANSIT AUTHORITY	SECT 5307: FACILITY MAINTENANCE, UPGRADES AND REHAB	0.0	B9	BUS GRANT CAPITAL IMPROVEMENT	FTA	699,856	0	0	550,000	0	149,856
4	BB	TRF-0016-14D	DULUTH TRANSIT AUTHORITY	SECT 5307: PASSENGER AMENITIES	0.0	B9	OPERATE BUS	FTA	3,965,029	0	0	150,000	0	3,815,029
5	BB	TRF-0005-14-JA	MNDOT	SECT 5316: ARROWHEAD ECONOMIC OPPORTUNITY AGENCY INC,- RURAL RIDES OPERATING	0.0	JA	OPERATE BUS	FTA	240,000	0	0	120,000	0	120,000
6	BB	TRF-0005-14-JB	MNDOT	SECT 5316: ARROWHEAD ECONOMIC OPPORTUNITY AGENCY INC,- RURAL RIDES-MOBILITY MANAGEMENT	0.0	JA	OPERATE BUS	FTA	225,000	0	0	180,000	0	45,000
7	BB	TRF-0016-14-JA	DULUTH TRANSIT AUTHORITY	SECT 5316: JARS URBAN OPERATING FUNDS FOR DULUTH TRANSIT AUTHORITY	0.0	JA	OPERATE BUS	FTA	383,000	0	0	191,500	0	191,500
8	BB	TRS-0005-14	MNDOT	ARROWHEAD TRANSIT-PURCHASE 9 BUSES - (CLASS 500)	0.0	TR	PURCHASE BUS	STP	1,134,000	907,200	0	0	0	226,800
9	BB	TRS-0016-14	DULUTH TRANSIT AUTHORITY	DTA-PURCHASE 10 BUSES TOTAL, 5 WILL BE HYBRID (CLASS 700)	0.0	TR	PURCHASE BUS	STP	5,616,000	1,500,000	0	0	0	4,116,000
10	RR	31-00125AC	GRAND RAPIDS	**AC** BNSF, CLOSE ONE CROSSING AT 12TH AVENUE, GRAND RAPIDS AND INSTALL GATES AND FLASHING LIGHTS AT 19TH AVE NW, M 290, GRAND RAPIDS, ITASCA COUNTY (PHASE 2) (AC PAYBACK 1 OF 1)	0.0	SR	SAFETY TARGET	RRS	877,500	877,500	0	0	0	0
11	CSAH 10	001-610-022	AITKIN COUNTY	**MN140** JCT TH 169 TO JCT TH 232, GRADING & BASE	7.0	RC	GRADING	DEMO	1,600,000	799,951	0	0	0	800,049
12	CSAH 10	001-610-025	AITKIN COUNTY	**MN140** JCT TH 169 TO JCT TH 232, BITUMINOUS SURFACING	7.0	RC	BITUMINOUS PAVEMENT	DEMO SB	2,595,000	2,076,000	0	0	0	519,000
13	PED/BIKE	009-090-004	CARLTON COUNTY	FOND DU LAC TO CLOQUET TRAIL CONNECTION, PED/BIKE TRAIL	2.0	EN	PED/BIKE IMPROVEMENT	TAP	400,000	297,357	0	0	0	102,643
14	LOCAL	009-596-005	CARLTON COUNTY	**MN201** CONST PFEIFER RD, REMOVE 10 FT RAISED RR XING, TWIN LAKES TOWNSHIP	1.0	RC	RAILROAD SURFACING	DEMO	543,464	181,217	0	0	0	362,247
15	CSAH 7	009-607-021	CARLTON COUNTY	JCT OF DODDRIDGE AVE & TH 33,CLOQUET, TRAFFIC SIGNAL& TURN LANES (ASSOC 0905-53)	2.0	SC	TRAFFIC SIGNAL REVISION	NHPP	490,000	392,000	0	0	0	98,000
16	CSAH 7	009-607-023	CARLTON COUNTY	INTERSECTION IMPROVEMENTS ON THE BIG LAKE ROAD AT THE JCT OF CARLTON CSAH 5 & CARLTON CR 114	0.0	SC	TURN LANES	STP	400,000	320,000	0	0	0	80,000

ATP: 1
Fiscal Year: 2014

STIP for FY 2014-2017

Seq #	Route System	Project Number	Agency	Description	Miles	Program	Type of Work	Proposed Funds	Total	FHWA	AC	FTA	TH	Other
17	CSAH 9	009-609-004	CARLTON COUNTY	REHABILITATE CSAH 9 FROM CSAH 7 TO NORTH COUNTY LINE	3.0	RS	BITUMINOUS PAVEMENT	STP	1,250,000	1,000,000	0	0	0	250,000
18	CSAH 12	016-070-005	COOK COUNTY	CSAH 12 MARKING UPGRADE, PHASE I	0.0	SH	STRIPING	HSIP	153,330	137,997	0	0	0	15,333
19	CSAH 12	016-070-006	COOK COUNTY	CSAH 12 MARKING UPGRADE, PHASE II WITH CSAH 2 CENTERLINE	0.0	SH	STRIPING	HSIP	124,050	111,645	0	0	0	12,405
20	CSAH 4	016-070-007	COOK COUNTY	CSAH 4 MARKING UPGRADE	0.0	SH	STRIPING	HSIP	35,500	31,950	0	0	0	3,550
21	CSAH 5	016-070-008	COOK COUNTY	CSAH 5 & CSAH 8 MARKING UPGRADES	0.0	SH	STRIPING	HSIP	39,550	35,595	0	0	0	3,955
22	CSAH 14	031-614-014	ITASCA COUNTY	FROM THE JCT OF ITASCA CSAH 29 TO JCT TH 38, PAVEMENT RECLAMATION	16.0	RD	BITUMINOUS PAVEMENT	STP	3,000,000	1,800,000	0	0	0	1,200,000
23	PED/BIKE	036-090-002	KOOCHICHING COUNTY	**AC** SECOND CREEK TO RANIER, WIDEN TRAIL TO MEET STANDARDS (AC PROJECT, PAYBACK IN 2015)	2.0	EN	PED/BIKE IMPROVEMENT	TAP	51,930	0	207,720	0	0	51,930
24	CSAH 107	036-707-001	KOOCHICHING COUNTY	**MN141** RECONSTRUCTION OF 1 MI OF CR 107 FROM CSAH 2 TO HWY 11 & 71 IN KOOCHICHING COUNTY	0.0	RC	GRADE AND SURFACE	DEMO	1,356,000	359,960	0	0	0	996,040
25	Local 999	038-090-007	BEAVER BAY	BEAVER BAY TRAILHEAD FACILITY	0.0	EN	BUILDINGS	TAP	500,000	400,000	0	0	0	100,000
26	CSAH 4	038-604-017	LAKE COUNTY	JCT LAKE CSAH 15 TO LAKE CSAH 5, BITUMINOUS SURFACING	2.0	RS	BITUMINOUS PAVEMENT	STP	250,000	200,000	0	0	0	50,000
27	CSAH 5	038-605-013	LAKE COUNTY	JCT LAKE CSAH 4 TO JCT TH 61, PAVEMENT RECLAMATION, MILL & OVERLAY	2.0	RD	BITUMINOUS RECLAMATION	STP	1,000,000	800,000	0	0	0	200,000
28	PED/BIKE	058-090-002	PINE COUNTY	CONSTRUCTION OF A BIKE TRAIL IN PINE COUNTY FROM THE SOUTH TO THE NORTH CITY LIMITS	0.0	BT	PED/BIKE IMPROVEMENT	TCSP	587,414	469,931	0	0	0	117,483
29	CSAH 21	058-621-017	PINE COUNTY	FROM THE JCT OF TH 48 TO JCT OF PINE CSAH 30, BITUMINOUS MILL & OVERLAY, TURN LANES	8.0	RS	BITUMINOUS RECLAMATION	STP	2,250,000	1,800,000	0	0	0	450,000
30	CSAH	069-070-010	ST LOUIS COUNTY	6 INCH EDGE LINE	0.0	SH	STRIPING	HSIP	36,000	32,400	0	0	0	3,600
31	CSAH	069-070-011	ST LOUIS COUNTY	GROUND IN WET REFLECTIVE EDGELINE	0.0	SH	STRIPING	HSIP	343,000	308,700	0	0	0	34,300
32	CSAH	069-070-012	ST LOUIS COUNTY	NON-CRSP GROUND IN WET REFLECTIVE EDGELINE	0.0	SH	STRIPING	HSIP	303,000	272,700	0	0	0	30,300
33	PED/BIKE	069-090-021	REGIONAL RAIL AUTHORITY	**MN175** MESABI TRAIL SEGMENT FROM INTERSECTION OF MURRAY ROAD AND TH 169 TO THE INTERSECTION OF OLD TH 160 AND TH 169	2.0	BT	PED/BIKE IMPROVEMENT	DEMO	700,000	400,000	0	0	0	300,000

ATP: 1
Fiscal Year: 2014

STIP for FY 2014-2017

Seq #	Route System	Project Number	Agency	Description	Miles	Program	Type of Work	Proposed Funds	Total	FHWA	AC	FTA	TH	Other
34	PED/BIKE	069-090-028	ELY	ELY TREZONA (MESABI) TRAIL CONNECTION, PED/BIKE TRAIL	0.0	EN	PED/BIKE IMPROVEMENT	TAP	186,300	149,040	0	0	0	37,260
35	CSAH 133	069-733-024	ST LOUIS COUNTY	JCT TH 73 TO JCT ST LOUIS CR 496, PAVEMENT RECLAMATION	12.0	RD	BITUMINOUS RECLAMATION	STP	3,000,000	1,000,000	0	0	0	2,000,000
36	LOCAL 999	089-595-001	GRAND PORTAGE BAND	**AC** GRAND PORTAGE-ISLE ROYALE TRANSPORTATION LINE INC, FUNDED BY THE FERRY BOAT PROGRAM (AC PAYBACK IN 2015)	0.0	MA	FERRY BOAT FACILITIES	STP	235,958	157,305	157,305	0	0	78,653
37	LOCAL 999	089-595-001AC	GRAND PORTAGE BAND	**AC** GRAND PORTAGE-ISLE ROYALE TRANSPORTATION LINE INC, FUNDED BY THE FERRY BOAT PROGRAM (AC PAYBACK 1 OF 1)	0.0	MA	FERRY BOAT FACILITIES	STP	157,305	157,305	0	0	0	0
38	Local 999	091-070-021	ARDC	HELMET HERO BICYCLE EDUCATION	0.0	EN	PED/BIKE IMPROVEMENT	TAP	71,868	57,494	0	0	0	14,374
39	MSAS 102	112-102-005	CLOQUET	JCT OF DODDRIDGE AVE & TH 33,CLOQUET, TRAFFIC SIGNAL & TURN LANES (ASSOC 0905-53)	2.0	SC	TRAFFIC SIGNAL REVISION	NHPP	260,000	208,000	0	0	0	52,000
40	LOCAL 999	118-080-042	DULUTH	**MN134** SECONDARY ACCESS ROADWAY TO DULUTH AIR NATIONAL GUARD BASE	1.0	MC	GRADE AND SURFACE	DEMO	1,250,000	1,000,000	0	0	0	250,000
41	PED/BIKE	118-090-019	DULUTH	CROSS CITY TRAIL DULUTH, RECYCLE WAY TO 59TH AVE WEST	1.0	EN	PED/BIKE IMPROVEMENT	TAP	700,000	500,000	0	0	0	200,000
42	MSAS 148	118-148-008	DULUTH	10TH AVENUE E RECONSTRUCTION: E SUPERIOR STREET TO E 5TH STREET	0.0	RC	GRADE AND SURFACE	STP	3,340,000	950,000	0	0	0	2,390,000
43	PED/BIKE	129-591-003	GRAND RAPIDS	**SRTS** INFRA GRAND RAPIDS CONSTRUCTION OF SIDEWALKS ON 8TH AVE NW AND NE 7TH AVE	0.0	BT	PED/BIKE IMPROVEMENT	SRTS	157,968	157,968	0	0	0	0
44	Local 999	134-090-001	INTERNATIONAL FALLS	INTERNATIONAL FALLS AREA GATEWAY CORRIDOR IMPROVEMENT PROJECT, LIGHTING, LANDSCAPING, WAY-FINDING SIGNS	0.0	EN	PED/BIKE IMPROVEMENT	TAP	625,000	500,000	0	0	0	125,000
45	I 35	0980-143	MNDOT	2 MILES SOUTH TO MIDWAY RD, CABLE MEDIAN BARRIER INSTALLATION (ASSOC SP 6982-299)	2.0	SH	SAFETY TARGET	HSIP	579,956	521,960	0	0	57,996	0
46	I 35	0980-148	MNDOT	**AC** 1 MI N JCT TH 27 TO ST LOUIS RIVER, SCANLON, PAINT BR #S 09807, 09808, 09837, 09838, DECK OVERLAY BR #S 09819, 09832 (AC PROJECT, PAYBACK IN 2015)	0.0	BI	BRIDGE REPAIR	NHPP	1,671,218	1,354,096	1,500,000	0	317,122	0
47	I 35	8821-227	MNDOT	**ITS** RURAL I35 TRAFFIC/WEATHER CMS SYSTEM, 3 CHANGEABLE MESSAGE SIGNS BOTH NB & SB ON I35 FROM CLOQUET TO ROCK CREEK	74.0	SC	TRAFFIC MANAGEMENT SYSTEM	NHPP	525,000	420,000	0	0	105,000	0
48	US 2	6937-69100D	MNDOT	BONG BRIDGE & RAMP REPAIRS, DECK OVERLAY, PAINTING, JOINT REPAIR/REPLACEMENT, BR #S 69100D	0.0	BI	BRIDGE REPAIR	NHPP	8,250,000	6,600,000	0	0	1,650,000	0

ATP: 1
Fiscal Year: 2014

STIP for FY 2014-2017

Seq #	Route System	Project Number	Agency	Description	Miles	Program	Type of Work	Proposed Funds	Total	FHWA	AC	FTA	TH	Other
49	MN 1	3801-18	MNDOT	**TRLF** US FOREST ROUTE 553 TO US FOREST ROUTE 424, RECONSTRUCTION (TRLF PAYBACK 2 OF 10)	5.0	RC	GRADE AND SURFACE	SF	169,000	0	0	0	169,000	0
50	US 2	6937-101	MNDOT	BONG BRIDGE & RAMP REPAIRS, DECK OVERLAY, PAINTING, JOINT REPAIR/REPLACEMENT, BR #S 69101, 69102, 69109	0.0	BI	BRIDGE REPAIR	NHPP	2,000,000	1,600,000	0	0	400,000	0
51	MN 33	0905-53	MNDOT	JCT I 35 TO 1.4MI NORTH IN CLOQUET, PAVEMENT REMOVAL & REPLACEMENT, SIGNAL REPLACEMENT AT DODRIDGE AVE (ASSOC 009-607-021, 112-102-005)	2.0	RC	TRAFFIC SIGNAL REVISION	NHPP	6,000,000	4,800,000	0	0	1,200,000	0
52	I 35	8821-239	MNDOT	CABLE MEDIAN BARRIER, 12 LOCATIONS FROM TH 70 TO CARLTON CO CSAH 4	0.0	SH	MEDIAN BARRIER	HSIP	2,406,676	2,366,008	0	0	40,668	0
53	MN 61	3804-59	TWO HARBORS	**TED10** TH 61/TWO HARBORS TED GRANT AT CR 26 (750,000 TED10 BOND)	0.0	RC	TRAFFIC SIGNAL REVISION	BF LF	1,742,400	0	0	0	0	1,742,400
54	MN 61	6925-134	MNDOT	**ADA** PED RAMP IMPROVEMENT FROM 32ND AVE E TO 59TH AVE E	3.0	EN	PED/BIKE IMPROVEMENT	TAP	262,500	210,000	0	0	52,500	0
55	MN 61	1602-49	MNDOT	ON TH 61, 1.15 MI S CSAH 5 TO 1.23 MI N CSAH 7, MILL & OVERLAY, CULVERTS & BRIDGE REPAIR# 8291, 8292, 5132, (ASSOC SPS 1601- (8291), 1602-(5132), 1602-(8292),	14.0	RS	BRIDGE REPAIR	NHPP	6,598,956	5,279,165	0	0	1,319,791	0
56	MN 999	8821-241	MNDOT	DISTRICTWIDE CULVERT REPAIR/REPLACE	0.0	RS	CULVERT REPLACEMENT	STP	1,800,000	323,566	0	0	1,476,434	0
57	MN 999	8821-218	MNDOT	ON TH 2, TH 18, AND TH 210, SIGN REPLACEMENT	0.0	SC	MISCELLANEOUS	SF	600,000	0	0	0	600,000	0
58	MN 999	8801-AM-14	MNDOT	DISTRICTWIDE SETASIDES - MUNICIPAL AGREEMENTS-2014	0.0	AM	MISCELLANEOUS	SF	100,000	0	0	0	100,000	0
59	MN 999	8801-CA-14	MNDOT	DISTRICTWIDE SETASIDES - CONSULTANT AGREEMENTS-2014	0.0	CA	MISCELLANEOUS	SF	1,400,000	0	0	0	1,400,000	0
60	MN 999	8801-RB-14	MNDOT	DISTRICTWIDE SETASIDES - LANDSCAPE PARTNERSHIPS-2014	0.0	RB	LANDSCAPING	SF	100,000	0	0	0	100,000	0
61	MN 999	8801-RW-14	MNDOT	DISTRICTWIDE SETASIDES - R/W ACQUISITION/ACC MGMT - 2014	0.0	RW	RIGHT OF WAY	SF	3,750,000	0	0	0	3,750,000	0
62	MN 999	8801-RX-14	MNDOT	DISTRICTWIDE SETASIDES - ROAD REPAIR-2014	0.0	RX	ROAD REPAIR	SF	1,500,000	0	0	0	1,500,000	0
63	MN 999	8801-SA-14	MNDOT	DISTRICTWIDE SETASIDES - SUPPLEMENTAL AGREEMENTS-2014	0.0	SA	SUPP. AGREE. & COST OVERRUNS	SF	4,000,000	0	0	0	4,000,000	0
64	MN 999	8801-SE-14	MNDOT	DISTRICTWIDE SETASIDES - SAFETY ENHANCEMENTS-2014	0.0	SC	MISCELLANEOUS	SF	500,000	0	0	0	500,000	0

ATP: 1
Fiscal Year: 2014

STIP for FY 2014-2017

Seq #	Route System	Project Number	Agency	Description	Miles	Program	Type of Work	Proposed Funds	Total	FHWA	AC	FTA	TH	Other
65	MN 999	8801-SG-14	MNDOT	DISTRICTWIDE SETASIDES - SIGNING, STRIPING, LIGHTING-2014	0.0	SC	MISCELLANEOUS	SF	400,000	0	0	0	400,000	0
									\$93,152,883	\$43,824,010	\$1,865,025	\$2,591,500	\$19,138,511	\$27,598,862

ATP: 1
Fiscal Year: 2015

STIP for FY 2014-2017

Seq #	Route System	Project Number	Agency	Description	Miles	Program	Type of Work	Proposed Funds	Total	FHWA	AC	FTA	TH	Other
66	BB	TRF-0016-15A	DULUTH TRANSIT AUTHORITY	SECT 5307: DULUTH DIAL-A-RIDE TRANSIT OPERATING ASSISTANCE	0.0	B9	OPERATE BUS	LF	611,927	0	0	0	0	611,927
67	BB	TRF-0016-15B	DULUTH TRANSIT AUTHORITY	SECT 5307: OPERATING ASSISTANCE	0.0	B9	OPERATE BUS	FTA	7,070,051	0	0	1,400,000	0	5,670,051
68	BB	TRF-0016-15C	DULUTH TRANSIT AUTHORITY	SECT 5307: DULUTH TRANSIT CAPITAL	0.0	B9	BUS GRANT CAPITAL IMPROVEMENT	FTA	875,000	0	0	700,000	0	175,000
69	BB	TRF-0016-15D	DULUTH TRANSIT AUTHORITY	SECT 5307: PREVENTATIVE MAINTENANCE	0.0	B9	OPERATE BUS	LF	3,965,029	0	0	0	0	3,965,029
70	BB	TRS-0005-15	MNDOT	ARROWHEAD TRANSIT-PURCHASE 6 BUSES - (CLASS 500)	0.0	TR	PURCHASE BUS	STP	852,000	681,600	0	0	0	170,400
71	RR	69-00191	MNDOT	BNSF, INSTALL GATES AND FLASHING LIGHTS, SAVANNA RD, CO RD 186, FLOODWOOD (2.25 MI NW)	0.0	SR	RR X-ING IMPROVEMENTS	RRS	275,000	275,000	0	0	0	0
72	RR	69-00193	MNDOT	DMIR, UPGRADE FROM CANTILEVERS TO 4-GATE/3 CANTILEVER SYSTEM, VOSS RD, CSAH 7, MOUNTAIN IRON	0.0	SR	RR X-ING IMPROVEMENTS	RRS	350,000	350,000	0	0	0	0
73	RR	69-00194	MNDOT	DMIR, INSTALL GATES AND FLASHING LIGHTS, CSAH 6, MAPLE GROVE RD, SOLWAY TWP	0.0	SR	RR X-ING IMPROVEMENTS	RRS	275,000	275,000	0	0	0	0
74	CSAH 28	001-628-012	AITKIN COUNTY	JCT TH 169 TO JCT TH 210, MILL & OVERLAY, TURN LANES	8.0	RS	MILL AND OVERLAY	STP	1,200,000	840,000	0	0	0	360,000
75	CSAH 6	009-606-028	CARLTON COUNTY	1.0 MILES NORTH OF KETTLE RIVER TO JCT I 35 IN BARNUM, MILL & OVERLAY	10.0	RS	MILL AND OVERLAY	STP	1,250,000	250,000	0	0	0	1,000,000
76	CSAH	016-070-009	COOK COUNTY	CURVE SIGNAGE IMPROVEMENTS	0.0	SH	SIGNING	HSIP	237,600	213,840	0	0	0	23,760
77	CSAH	016-070-010	COOK COUNTY	INTERSECTION SIGNING IMPROVEMENTS PHASE I	0.0	SH	SIGNING	HSIP	20,150	18,135	0	0	0	2,015
78	CSAH	016-070-011	COOK COUNTY	INTERSECTION SIGNING IMPROVEMENTS PHASE II	0.0	SH	SIGNING	HSIP	23,850	21,465	0	0	0	2,385
79	CSAH 12	016-070-012	COOK COUNTY	CSAH 12 SHOULDER IMPROVEMENTS	0.0	SH	SHOULDER REPAIR	HSIP	100,000	90,000	0	0	0	10,000
80	CSAH	016-070-013	COOK COUNTY	INTERSECTION LIGHTING IMPROVEMENTS	0.0	SH	LIGHTING	HSIP	24,000	21,600	0	0	0	2,400
81	CSAH 12	016-612-073	COOK COUNTY	48.4 MILES N TO 49.9 MILES NORTH OF JCT TH 61, RECONSTRUCTION	2.0	RC	GRADE AND SURFACE	STP	1,500,000	500,000	0	0	0	1,000,000
82	PED/BIKE	031-090-007	ITASCA COUNTY	MESABI AND ITASCA TRAIL SYSTEM, PED/BIKE TRAIL CONSTRUCTION	6.0	EN	PED/BIKE IMPROVEMENT	TAP	300,000	150,000	0	0	0	150,000

ATP: 1
Fiscal Year: 2015

STIP for FY 2014-2017

Seq #	Route System	Project Number	Agency	Description	Miles	Program	Type of Work	Proposed Funds	Total	FHWA	AC	FTA	TH	Other
83	CSAH 7	031-607-028	ITASCA COUNTY	FROM THE JCT OF ITASCA CSAH 8 TO JCT ITASCA CR 339, MILL & OVERLAY	6.0	RS	MILL AND OVERLAY	STP	950,000	250,000	0	0	0	700,000
84	PED/BIKE	036-090-002AC	KOOCHICHING COUNTY	**AC** SECOND CREEK TO RANIER, WIDEN TRAIL TO MEET STANDARDS (AC PAYBACK 1 OF 1)	2.0	EN	PED./BIKE IMPROVEMENT	TAP	207,720	207,720	0	0	0	0
85	CSAH 46	058-646-029	PINE COUNTY	FROM THE JCT OF PINE CSAH 49 TO JCT TH 23 AT KERRICK, MILL & OVERLAY, GUARDRAIL ON BR # 58533	4.0	RS	MILL AND OVERLAY	STP	1,000,000	800,000	0	0	0	200,000
86	CSAH	069-070-013	ST LOUIS COUNTY	CHEVRON SIGNING	0.0	SH	SIGNING	HSIP	234,000	210,600	0	0	0	23,400
87	CSAH	069-070-014	ST LOUIS COUNTY	EDGE LINE RUMBLE STRIPS	0.0	SH	MISCELLANEOUS	HSIP	105,000	94,500	0	0	0	10,500
88	CSAH	069-070-015	ST LOUIS COUNTY	INTERSECTION LIGHTING	0.0	SH	LIGHTING	HSIP	130,000	117,000	0	0	0	13,000
89	CSAH	069-070-016	ST LOUIS COUNTY	INTERSECTION PAVEMENT MARKING	0.0	SH	STRIPING	HSIP	116,000	104,400	0	0	0	11,600
90	CSAH	069-070-017	ST LOUIS COUNTY	MAINLINE DYNAMIC WARNING SYSTEM	0.0	SH	MISCELLANEOUS	HSIP	135,000	121,500	0	0	0	13,500
91	PED/BIKE	069-090-018	ST LOUIS COUNTY	**MN175** GRADE AND BIT SURFACE 5.47 MI OF THE MCKINLEY-BIWABIK SEGMENT OF THE MESABI MULTI-USE TRAIL	6.0	BT	PED./BIKE IMPROVEMENT	DEMO	1,256,220	1,004,976	0	0	0	251,244
92	PED/BIKE	069-090-029	ST LOUIS COUNTY	MOUNTAIN IRON BICYCLE AND PEDESTRIAN CONNECTION	2.0	EN	PED./BIKE IMPROVEMENT	TAP	343,200	274,560	0	0	0	68,640
93	PED/BIKE	069-090-030	REGIONAL RAIL AUTHORITY	MESABI TRAIL, SOUDAN TO ELY, BIKE/PED TRAIL	4.0	EN	PED./BIKE IMPROVEMENT	TAP	492,000	393,600	0	0	0	98,400
94	CSAH 9	069-609-038	ST LOUIS COUNTY	FROM JCT CSAH 13 (MIDWAY RD) TO JCT CSAH 4 (RICE LAKE RD), PAVEMENT RECLAMATION	6.0	RD	BITUMINOUS RECLAMATION	STP	3,125,000	2,500,000	0	0	0	625,000
95	PED/BIKE	091-070-024	ARDC	HELMET HERO BICYCLE EDUCATION PROGRAM	0.0	EN	PED./BIKE IMPROVEMENT	TAP	71,868	57,494	0	0	0	14,374
96	PED/BIKE	092-090-032	MNDNR	**MN102** CONSTRUCTION OF GITCHI-GAMI STATE TRAIL, CASCADE RIVER TO GRAND MARAIS	8.0	BT	PED./BIKE IMPROVEMENT	DEMO	1,827,911	809,911	0	0	0	1,018,000
97	PED/BIKE	092-090-034	MNDNR	**MN187** CONSTRUCTION OF GITCHI-GAMI TRAIL, SILVER BAY TO TETTEGOUCHE STATE PARK	7.0	BT	PED./BIKE IMPROVEMENT	DEMO	2,649,851	739,851	0	0	0	1,910,000
98	PED/BIKE	092-090-038	MNDNR	GITCHI GAMI TRAIL-BEAVER RIVER BRIDGE & W RD SEGMENT, PED/BIKE BRIDGE & TRAIL	1.0	EN	PEDESTRIAN BIKE BRIDGE	TAP	1,644,500	500,000	0	0	0	1,144,500
99	PED/BIKE	118-090-018	DULUTH	**MN146** CROSS CITY TRAIL, DULUTH, 30TH AVE WEST TO RECYCLE WAY	2.0	BT	PED./BIKE IMPROVEMENT	DEMO	1,912,189	1,449,751	0	0	0	462,438

ATP: 1
Fiscal Year: 2015

STIP for FY 2014-2017

Seq #	Route System	Project Number	Agency	Description	Miles	Program	Type of Work	Proposed Funds	Total	FHWA	AC	FTA	TH	Other
100	PED/BIKE	118-090-021	DULUTH	CROSS CITY TRAIL DULUTH, 59TH AVE WEST TO PULASKI ST	1.0	EN	PED/BIKE IMPROVEMENT	TAP	700,000	500,000	0	0	0	200,000
101	MSAS 173	118-173-007	DULUTH	WEST FIRST STREET RECONSTRUCTION FROM MESABA AVE TO PIEDMONT AVE	1.0	RC	GRADE AND SURFACE	STP	4,420,000	920,000	0	0	0	3,500,000
102	MSAS 203	131-203-003	HIBBING	SOUTH SALMI ROAD IN THE CITY OF HIBBING, RECONSTRUCTION	2.0	RC	GRADE AND SURFACE	STP	1,400,000	700,000	0	0	0	700,000
103	MN 1	3801-92	MNDOT	0.2 MI S KAWISHIWI RIVER TO 0.17 MI W T-273 & 0.63 MI SE JCT CSAH 2 TO JCT NFD-172 (ASSOC SP 3802-21), MILL AND OVERLAY	18.0	RS	MILL AND OVERLAY	STP	6,600,000	5,280,000	0	0	1,320,000	0
104	MN 1	3801-18	MNDOT	**TRLF** US FOREST ROUTE 553 TO US FOREST ROUTE 424, RECONSTRUCTION (TRLF PAYBACK 3 OF 10)	5.0	RC	GRADE AND SURFACE	SF	169,000	0	0	0	169,000	0
105	MN 11	3604-73M	MNDOT	**ELLA** DISTRICT 2 PROJECT - 0.7 MI W OF LOMAN TO W JCT TH 71 (PELLAND) DESIGNED BY DIST 2 SP 3604-73 AND FUNDED BY ATP 1 UNDER 3604-73M \$2,143,000 CBI FUNDS (TIED TO SP 3604-73)	11.0	RD	MILL AND OVERLAY	STP CBI	6,636,000	5,308,800	0	0	1,327,200	0
106	MN 11	3606-57	MNDOT	IN INTERNATIONAL FALLS, 0.25 MI E CSAH 332 TO E SHORE DOVE ISLAND, MILL & OVERLAY (ASSOC SP 3606-36004)	11.0	RS	STORM SEWER REPAIR	STP	5,000,000	4,000,000	0	0	1,000,000	0
107	MN 23	0901-67	MNDOT	15.9 MI NE OF SOUTH CARLTON CO LINE, REPLACE BR # 5470 (NEW BR # 09015) AND APPROACHES	1.0	BR	BRIDGE REPLACEMENT	STP	3,800,000	3,040,000	0	0	760,000	0
108	MN 23	0901-70	MNDOT	9.5 MI NE OF SOUTH CARLTON CO LINE, REPLACE BR # 8501 (BOX CULVERT) (ASSOC 0901-(8501))	0.0	BR	BRIDGE REPLACEMENT	STP	1,200,000	960,000	0	0	240,000	0
109	MN 23	0901-75	MNDOT	9.0 MI NE OF SOUTH CARLTON CO LINE, REPLACE BR # 5554 AND APPROACHES	0.0	BR	BRIDGE REPLACEMENT	STP	1,800,000	1,440,000	0	0	360,000	0
110	MN 23	5803-35	MNDOT	0.1 MI NE OF DUQUETTE, REPLACE BR # 5549 AND APPROACHES	0.0	BR	BRIDGE REPLACEMENT	STP	1,300,000	1,040,000	0	0	260,000	0
111	MN 23	6910-95	DULUTH	**CIMS** FROM I 35 TO BECKS ROAD	0.0	NA	MISCELLANEOUS	SF	3,531,572	0	0	0	3,035,000	496,572
112	MN 23	6910-92	MNDOT	TH 23 IN DULUTH, MISSION CREEK BRIDGE# 5757 WORK AND GRADING	0.0	BR	GRADE AND BRIDGE	SF	2,500,000	0	0	0	2,500,000	0
113	I 35	0980-148AC	MNDOT	**AC** 1 MI N JCT TH 27 TO ST LOUIS RIVER, SCANLON, PAINT BR #S 09807, 09808, 09837, 09838, DECK OVERLAY BR #S 09819, 09832 (AC PAYBACK 1 OF 1)	0.0	BI	BRIDGE REPAIR	NHPP	1,500,000	1,500,000	0	0	0	0

ATP: 1
Fiscal Year: 2015

STIP for FY 2014-2017

Seq #	Route System	Project Number	Agency	Description	Miles	Program	Type of Work	Proposed Funds	Total	FHWA	AC	FTA	TH	Other
114	I 35	6982-290AC4	MNDOT	**AC** BOUNDARY AVE TO 26TH AVE E, PAVEMENT REPL & REPAIRS, BR REPL BR #S 69831, 69832, 69880 & REPAIRS BR #S 69851, 69852, 69879 + SPOT REPAIRS AT 21ST AVE W INTERCHANGE, REMOVE BR #S 69835 & 69828 NEAR 27TH AVE W, SAFETY IMPROVEMENTS (AC PAYBACK 4 OF 4)	10.0	BR	BRIDGE REPLACEMENT	NHPP	2,454,611	2,454,611	0	0	0	0
115	US 53	6918-80	MNDOT	**AB**CHAP152** BETWEEN EVELETH AND VIRGINIA, RELOCATE TH 53 AWAY FROM UNITED TACONITE OPERATIONS	5.0	MC	GRADE AND BRIDGE	BF	60,000,000	0	0	0	0	60,000,000
116	US 53	3608-48	MNDOT	**ADA** IN INTERNATIONAL FALLS , ON TH 53 FR JCT TH 53/CRESCENT DR TO JCT TH53/4TH ST AND TH 11 FR 6TH AVE W TO 3RD AVE W AND TH 11 FR. 3RD AVE W TO 0.25 MI E CSAH 332, MILL/INLAY, ADA, SIGNALS (ASSOC SP 3605-40, 3606-56)	2.0	RS	MILL AND OVERLAY	NHPP	3,100,000	2,480,000	0	0	620,000	0
117	MN 61	1602-48	MNDOT	**FMP** 6 MI SO GRAND MARAIS AT CUT FACE CREEK, REPLACE CULVERT WITH SINGLE SPAN BRIDGE ALONG WITH CHANNEL ADJUSTMENTS (FLOOD MITIGATION FUNDING FY 2015)	0.0	BR	BRIDGE REPLACEMENT	BF	2,000,000	0	0	0	0	2,000,000
118	MN 70	5811-12	MNDOT	0.1 MILES E OF JCT TH 361 TO MINNESOTA WISCONSIN BORDER, MILL & OVERLAY, PROFILE CORRECTIONS, TURN LANES	9.0	RS	MILL AND OVERLAY	STP	7,200,000	5,760,000	0	0	1,440,000	0
119	MN 73	6929-18	MNDOT	**ELLA** REPLACE BRIDGE #9260, 10 MILES SOUTH OF JCT TH 169 (ASSOC 69072)	0.0	BR	BRIDGE REPLACEMENT	STP	980,000	784,000	0	0	196,000	0
120	MN 999	8801-ADA-15	MNDOT	**ADA** DISTRICTWIDE SETASIDE - ACCESSIBILITY IMPROVEMENTS - 2015	0.0	EN	PED./BIKE IMPROVEMENT	STP	262,500	210,000	0	0	52,500	0
121	MN 999	8801-AM-15	MNDOT	DISTRICTWIDE SETASIDES - MUNICIPAL AGREEMENTS-2015	0.0	AM	MISCELLANEOUS	SF	100,000	0	0	0	100,000	0
122	MN 999	8801-CA-15	MNDOT	DISTRICTWIDE SETASIDES - CONSULTANT AGREEMENTS-2015	0.0	CA	MISCELLANEOUS	SF	1,400,000	0	0	0	1,400,000	0
123	MN 999	8801-CL-15	MNDOT	DISTRICTWIDE SETASIDES - HYDRAULICS-2015	0.0	RS	CULVERT REPLACEMENT	SF	2,000,000	0	0	0	2,000,000	0
124	MN 999	8801-PM-15	MNDOT	DISTRICTWIDE SETASIDES - PREVENTATIVE MAINTENANCE-2015	0.0	PM	JOINT SEALING	SF	1,800,000	0	0	0	1,800,000	0
125	MN 999	8801-RB-15	MNDOT	DISTRICTWIDE SETASIDES - LANDSCAPE PARTNERSHIPS-2015	0.0	RB	LANDSCAPING	SF	100,000	0	0	0	100,000	0
126	MN 999	8801-RW-15	MNDOT	DISTRICTWIDE SETASIDES - R/W ACQUISITION/ACC MGMT - 2015	0.0	RW	RIGHT OF WAY	SF	2,000,000	0	0	0	2,000,000	0

ATP: 1
Fiscal Year: 2015

STIP for FY 2014-2017

Seq #	Route System	Project Number	Agency	Description	Miles	Program	Type of Work	Proposed Funds	Total	FHWA	AC	FTA	TH	Other
127	MN 999	8801-RX-15	MNDOT	DISTRICTWIDE SETASIDES - ROAD REPAIR-2015	0.0	RX	ROAD REPAIR	SF	4,000,000	0	0	0	4,000,000	0
128	MN 999	8801-SA-15	MNDOT	DISTRICTWIDE SETASIDES - SUPPLEMENTAL AGREEMENTS-2015	0.0	SA	SUPP. AGREE. & COST OVERRUNS	SF	4,500,000	0	0	0	4,500,000	0
129	MN 999	8801-SE-15	MNDOT	DISTRICTWIDE SETASIDES - SAFETY ENHANCEMENTS-2015	0.0	SC	MISCELLANEOUS	SF	900,000	0	0	0	900,000	0
130	MN 999	8801-SG-15	MNDOT	DISTRICTWIDE SETASIDES - SIGNING, STRIPING, LIGHTING-2015	0.0	SC	MISCELLANEOUS	SF	1,000,000	0	0	0	1,000,000	0
131	MN 999	8801-SHS-15	MNDOT	DISTRICTWIDE SETASIDE - MNDOT HSIP PROJECTS	0.0	SH	SAFETY TARGET	HSIP	768,000	691,200	0	0	76,800	0
									\$170,251,749	\$50,391,114	\$0	\$2,100,000	\$31,156,500	\$86,604,135

ATP: 1
Fiscal Year: 2016

STIP for FY 2014-2017

Seq #	Route System	Project Number	Agency	Description	Miles	Program	Type of Work	Proposed Funds	Total	FHWA	AC	FTA	TH	Other
132	BB	TRF-0016-16A	DULUTH TRANSIT AUTHORITY	SECT 5307: DULUTH DIAL-A-RIDE TRANSIT OPERATING ASSISTANCE	0.0	B9	OPERATE BUS	LF	630,285	0	0	0	0	630,285
133	BB	TRF-0016-16B	DULUTH TRANSIT AUTHORITY	SECT 5307: DULUTH OPERATING ASSISTANCE	0.0	B9	OPERATE BUS	FTA	7,070,051	0	0	1,450,000	0	5,620,051
134	BB	TRF-0016-16C	DULUTH TRANSIT AUTHORITY	SECT 5307: DULUTH TRANSIT CAPITAL	0.0	B9	BUS GRANT CAPITAL IMPROVEMENT	FTA	875,000	0	0	700,000	0	175,000
135	BB	TRF-0016-16D	DULUTH TRANSIT AUTHORITY	SECT 5307: DULUTH PREVENTATIVE MAINTENANCE	0.0	B9	OPERATE BUS	LF	3,965,029	0	0	0	0	3,965,029
136	BB	TRS-0005-16	MNDOT	ARROWHEAD TRANSIT-PURCHASE 9 BUSES - (CLASS 500)	0.0	TR	PURCHASE BUS	STP	1,242,000	993,600	0	0	0	248,400
137	BB	TRS-0016-16	DULUTH TRANSIT AUTHORITY	DTA-PURCHASE 10 BUSES TOTAL, 5 BUSES WILL BE HYBRID (CLASS 700)	0.0	TR	PURCHASE BUS	STP	4,708,500	1,500,000	0	0	0	3,208,500
138	BB	TRS-0022-16	HIBBING	CITY OF HIBBING - PURCHASE 2 BUSES (CLASS 500)	0.0	TR	PURCHASE BUS	STP	268,000	214,400	0	0	0	53,600
139	RR	38-00110	MNDOT	DMIR/CN, INSTALL GATES, FLASHING LIGHTS AND UPDATED CIRCUITRY, CR 124, BIG ROCK ROAD, TWO HARBORS (3 MI N)	0.0	SR	RR X-ING IMPROVEMENTS	RRS	250,000	250,000	0	0	0	0
140	RR	69-00195	MNDOT	DWP/CN, INSTALL GATES, FLASHING LIGHTS AND UPDATED CIRCUITRY, CR 776, OLD MISSABE TRUNK, FAYAL TWP	0.0	SR	RR X-ING IMPROVEMENTS	RRS	250,000	250,000	0	0	0	0
141	RR	69-00196	MNDOT	DMIR, INSTALL GATES, FLASHING LIGHTS AND UPDATED CIRCUITRY, CR 894, STARK RD, MIDWAY TWP	0.0	SR	RR X-ING IMPROVEMENTS	RRS	250,000	250,000	0	0	0	0
142	CSAH 21	009-621-003	CARLTON COUNTY	GRADING & AGG SURFACE FROM CR 123 TO TH 210	4.0	RC	GRADE AND SURFACE	STP	1,250,000	1,000,000	0	0	0	250,000
143	PED/BIKE	031-090-008	BIGFORK	BIGFORK RIVERWALK TRAIL	2.0	EN	PED/BIKE IMPROVEMENT	TAP	550,000	275,000	0	0	0	275,000
144	CSAH	069-070-018	ST LOUIS COUNTY	2016 GROUND IN WET REFLECTIVE EDGELINE	0.0	SH	STRIPING	HSIP	42,000	37,800	0	0	0	4,200
145	PED/BIKE	069-090-030	ST LOUIS COUNTY	MESABI TRAIL-SOUDAN TO ELY	0.0	EN	PED/BIKE IMPROVEMENT	TAP	494,000	394,000	0	0	0	100,000
146	CSAH 23	069-623-032	ST LOUIS COUNTY	AGG BASE & BIT RECLAIM FROM TH 53 TO AUTIO ROAD	6.0	RD	BITUMINOUS RECLAMATION	STP	3,000,000	2,400,000	0	0	0	600,000
147	CSAH 90	069-690-013	ST LOUIS COUNTY	ARLINGTON AVE FROM TRINITY ROAD TO ARROWHEAD ROAD RECLAIM , MILL & OVERLAY	3.0	RD	BITUMINOUS RECLAMATION	STP	2,000,000	1,600,000	0	0	0	400,000

ATP: 1
Fiscal Year: 2016

STIP for FY 2014-2017

Seq #	Route System	Project Number	Agency	Description	Miles	Program	Type of Work	Proposed Funds	Total	FHWA	AC	FTA	TH	Other
148	PED/BIKE	092-090-051	MNDNR	GITCHI GAMI TRAIL-BEAVER RIVER BRIDGE & W RD SEGMENT	1.0	EN	PED/BIKE IMPROVEMENT	TAP	840,300	500,000	0	0	0	340,300
149	MSAS 202	118-202-002	DULUTH	DULUTH HEIGHTS CONECTOR (JOSHUA AVE) FROM MAPLE GROVE TO ARROWHEAD ROAD	0.0	MC	GRADE AND SURFACE	STP	4,600,000	2,900,000	0	0	0	1,700,000
150	PED/BIKE	129-090-007	GRAND RAPIDS	GRAND RAPIDS MISSISSIPPI RIVERFRONT PEDESTRIAN BRIDGE	0.0	EN	PED/BIKE IMPROVEMENT	TAP	988,985	296,696	0	0	0	692,289
151	MSAS 112	129-112-010	GRAND RAPIDS	5TH STREET NORTH FROM 6TH AVENUE NE TO 17TH AVE NW	2.0	RS	MILL AND OVERLAY	STP	1,350,000	500,000	0	0	0	850,000
152	MSAS 103	202-103-009	HERMANTOWN	STEBNER ROAD BETWEEN MAPLE GROVE ROAD AND TH 53 RECONSTRUCTION	1.0	RC	GRADE AND SURFACE	STP	2,500,000	1,600,000	0	0	0	900,000
153	MN 1	3801-18	MNDOT	**TRLF** US FOREST ROUTE 553 TO US FOREST ROUTE 424, RECONSTRUCTION (TRLF PAYBACK 4 OF 10)	5.0	RC	GRADE AND SURFACE	SF	169,000	0	0	0	169,000	0
154	MN 23	6910-89	MNDOT	**ELLA** 0.28 MI E BECKS RD TO POLK STREET IN WEST DULUTH, MILL & OVERLAY (ASSOC 6910-88544A (KINGBURY CR)	5.0	BR	BRIDGE REPLACEMENT	STP	11,400,000	8,120,000	0	0	3,280,000	0
155	I 35	5880-186	MNDOT	APPROACH WORK AND BRIDGE REPLACEMENT FOR I 35 NB BR# 9784 AND SB BR# 9783 OVER BNSF RR 2 MI SO JCT TH 48	0.0	BR	BRIDGE REPLACEMENT	NHPP	5,700,000	5,130,000	0	0	570,000	0
156	MN 46	3109-40M	MNDOT	5.0 MI MI N OF SQUAW LAKE, REPLACE BR# 8803, OVER POPPLE RIVER (DESIGNED BY DISTRICT 2 SP 3109-40 AND FUNDED BY ATP 1 UNDER SP 3109-40M FOR \$852,382 TIED TO 3109-40)	0.0	BR	BRIDGE REPLACEMENT	SF	852,382	0	0	0	852,382	0
157	US 53	3608-49	MNDOT	**ELLA** TH 53, 1.3MI S KEYES RD TO CRESCENT DR IN INTERNATIONAL FALLS, M&O, CULVERTS (ASSOC 6922-53), MILL AND OVERLAY	34.0	RS	MILL AND OVERLAY	NHPP	14,200,000	11,360,000	0	0	2,840,000	0
158	US 53	6922-54	MNDOT	**ELLA**MN239** TH 53 IMPROVEMENTS VAR LOCATIONS, FR THE JCT CR 540 TO JCT CSAH 122-TURN LANES, BYPASS LANES, ADA IMPROVEMENTS IN THE CITY OF ORR (ASSOC SP 6921-21)	42.0	RS	TURN LANES	DEMO	5,000,000	4,000,000	0	0	1,000,000	0
159	US 53	6915-133	MNDOT	IN DULUTH, US 53 (TRINITY RD) 0.422 MI N JCT ANDERSON RD TO E JCT MN TH 194 EB (ASSOC 6933-90), MILL AND OVERLAY	1.0	RS	MILL AND OVERLAY	NHPP	1,000,000	800,000	0	0	200,000	0
160	US 53	6917-140	MNDOT	NB US 53 ONLY 1.275 MI N JCT CSAH 47 SWAN LAKE RD TO 0.280 MI S JCT CR 737-HARRIS RD, MILL AND OVERLAY	4.0	RS	MILL AND OVERLAY	NHPP	1,500,000	1,200,000	0	0	300,000	0
161	US 53	6918-81	MNDOT	IN EVELETH, FROM N JCT TH 37 TO 0.04 MI N JCT VERMILLION DR, MILL AND OVERLAY	2.0	RS	CULVERT	NHPP	1,300,000	1,040,000	0	0	260,000	0

ATP: 1
Fiscal Year: 2016

STIP for FY 2014-2017

Seq #	Route System	Project Number	Agency	Description	Miles	Program	Type of Work	Proposed Funds	Total	FHWA	AC	FTA	TH	Other
162	MN 61	1603-48	MNDOT	APPROACH WORK AND REPLACEMENT FOR TH 61 BR# 8910 OVER DEVIL TRACK RIVER, 4.0 MI NE OF GUNFLINT TRAIL	0.0	BR	BRIDGE REPLACEMENT	NHPP	1,304,000	1,043,200	0	0	260,800	0
163	MN 61	6925-135	MNDOT	IN DULUTH, 61ST AVE E TO 0.12 MI N SUPERIOR ST, MILL AND OVERLAY	1.0	RS	MILL AND OVERLAY	NHPP	560,000	448,000	0	0	112,000	0
164	US 169	3115-71	MNDOT	**ELLA** IN GRAND RAPIDS FROM WOODLAND PARK ROAD TO 13TH ST & IN COLERIANE JCT CURLEY AVE TO ELIZABETH AVE(ASSOC 3116-141), MILL AND OVERLAY	4.0	RS	MILL AND OVERLAY	NHPP	3,040,000	2,432,000	0	0	608,000	0
165	MN 194	6933-92	MNDOT	IN DULUTH N MESABA AVE CROSSING TO JCT I 35 CPR & BRIDGE REPAIR # 69839 & 69840 (TIED TO 6980-59) (ASSOC SP 6933-(69839B) & 6933-(69840B)	1.0	RD	CONCRETE PAVEMENT REHAB	NHPP	2,700,000	2,160,000	0	0	540,000	0
166	MN 210	0119-26M	MNDOT	REPLACE BR# 6296 TH 210 OVER SISSABAGAMAH RIVER (DESIGNED BY DISTRICT 3 SP 0109-26 AND FUNDED BY ATP 1 UNDER 0119-26M FOR \$450,270, TIED TO 0119-26)	0.0	BR	BRIDGE REPLACEMENT	SF	450,270	0	0	0	450,270	0
167	MN 217	3614-20	MNDOT	E LIMIT LITTLE FORK TO JCT TH 53 (ASSOC 3614-9028A)	17.0	RS	BRIDGE REPAIR	STP	6,800,000	5,440,000	0	0	1,360,000	0
168	I 535	6980-59	MNDOT	IN DULUTH, CPR WORK ON I 535 FR JCT BLATNIK BRIDGE TO JCT I 35 (TIED TO SP 6933-92)	1.0	RD	CONCRETE PAVEMENT REHAB	NHPP	1,400,000	1,260,000	0	0	140,000	0
169	MN 999	8801-ADA-16	MNDOT	**ADA** DISTRICTWIDE SETASIDE - ACCESSIBILITY IMPROVEMENTS - 2016	0.0	EN	PED/BIKE IMPROVEMENT	STP	260,000	208,000	0	0	52,000	0
170	MN 999	8801-AM-16	MNDOT	DISTRICTWIDE SETASIDES - MUNICIPAL AGREEMENTS-2016	0.0	AM	MISCELLANEOUS	SF	100,000	0	0	0	100,000	0
171	MN 999	8801-CA-16	MNDOT	DISTRICTWIDE SETASIDES - CONSULTANT AGREEMENTS-2016	0.0	CA	MISCELLANEOUS	SF	1,500,000	0	0	0	1,500,000	0
172	MN 999	8801-CL-16	MNDOT	DISTRICTWIDE SETASIDES - HYDRAULICS-2016	0.0	RS	CULVERT REPLACEMENT	SF	2,000,000	0	0	0	2,000,000	0
173	MN 999	8801-PM-16	MNDOT	DISTRICTWIDE SETASIDES - PREVENTATIVE MAINTENANCE-2016	0.0	PM	JOINT SEALING	SF	1,800,000	0	0	0	1,800,000	0
174	MN 999	8801-RB-16	MNDOT	DISTRICTWIDE SETASIDES - LANDSCAPE PARTNERSHIPS-2016	0.0	RB	LANDSCAPING	SF	100,000	0	0	0	100,000	0
175	MN 999	8801-RW-16	MNDOT	DISTRICTWIDE SETASIDES - R/W ACQUISITION/ACC MGMT - 2016	0.0	RW	RIGHT OF WAY	SF	1,500,000	0	0	0	1,500,000	0
176	MN 999	8801-RX-16	MNDOT	DISTRICTWIDE SETASIDES - ROAD REPAIR-2016	0.0	RX	ROAD REPAIR	SF	3,000,000	0	0	0	3,000,000	0

ATP: 1

Fiscal Year: 2016

STIP for FY 2014-2017

Seq #	Route System	Project Number	Agency	Description	Miles	Program	Type of Work	Proposed Funds	Total	FHWA	AC	FTA	TH	Other
177	MN 999	8801-SA-16	MNDOT	DISTRICTWIDE SETASIDES - SUPPLEMENTAL AGREEMENTS-2016	0.0	SA	SUPP. AGREE. & COST OVERRUNS	SF	5,700,000	0	0	0	5,700,000	0
178	MN 999	8801-SE-16	MNDOT	DISTRICTWIDE SETASIDES - SAFETY ENHANCEMENTS-2016	0.0	SC	MISCELLANEOUS	SF	600,000	0	0	0	600,000	0
179	MN 999	8801-SG-16	MNDOT	DISTRICTWIDE SETASIDES - SIGNING, STRIPING, LIGHTING-2016	0.0	SC	MISCELLANEOUS	SF	700,000	0	0	0	700,000	0
180	LOCAL 999	8801-SHL-16	LOCAL	DISTRICTWIDE SETASIDE - LOCAL HSIP/HRRR PROJECTS	0.0	SH	SAFETY TARGET	HSIP	748,000	673,200	0	0	0	74,800
181	MN 999	8801-SHS-16	MNDOT	DISTRICTWIDE SETASIDE - MNDOT HSIP PROJECTS	0.0	SH	SAFETY TARGET	HSIP	790,000	711,000	0	0	79,000	0
									\$113,297,802	\$60,986,896	\$0	\$2,150,000	\$30,073,452	\$20,087,454

ATP: 1
Fiscal Year: 2017

STIP for FY 2014-2017

Seq #	Route System	Project Number	Agency	Description	Miles	Program	Type of Work	Proposed Funds	Total	FHWA	AC	FTA	TH	Other
182	BB	TRF-0016-17A	DULUTH TRANSIT AUTHORITY	SECT 5307: DULUTH DIAL-A-RIDE TRANSIT OPERATING ASSISTANCE	0.0	B9	OPERATE BUS	LF	649,190	0	0	0	0	649,190
183	BB	TRF-0016-17B	DULUTH TRANSIT AUTHORITY	SECT 5307: OPERATING ASSISTANCE	0.0	B9	OPERATE BUS	FTA	7,282,150	0	0	1,493,500	0	5,788,650
184	BB	TRF-0016-17D	DULUTH TRANSIT AUTHORITY	SECT 5307: PREVENTATIVE MAINTENANCE	0.0	B9	OPERATE BUS	LF	4,084,000	0	0	0	0	4,084,000
185	BB	TRF-0016-17C	DULUTH TRANSIT AUTHORITY	SECT 5307: DULUTH TRANSIT CAPITAL	0.0	B9	BUS GRANT CAPITAL IMPROVEMENT	FTA	900,000	0	0	720,000	0	180,000
186	BB	TRS-0005-17	MNDOT	ARROWHEAD TRANSIT-PURCHASE 9 BUSES - (CLASS 500)	0.0	TR	PURCHASE BUS	STP	1,242,000	993,600	0	0	0	248,400
187	BB	TRS-0016-17	DULUTH TRANSIT AUTHORITY	DTA - STRIDE-PURCHASE 3 BUSES (CLASS 400)	0.0	TR	PURCHASE BUS	STP	246,000	196,800	0	0	0	49,200
188	CSAH 49	031-649-011	ITASCA COUNTY	FROM TH 38 TO 7.1 MI NORTH OF INTERSECTION WITH CSAH 59, BITUMINOUS OVERLAY	13.0	RD	BITUMINOUS OVERLAY	STP	1,500,000	1,200,000	0	0	0	300,000
189	CSAH 2	038-602-026	LAKE COUNTY	0.3 MI NORTH OF FOREST HIGHWAY 11 TO 2.6 MI NORTH, GRADING AND AGGREGATE BASE	2.0	RD	SHOULDER WIDENING	STP	900,000	720,000	0	0	0	180,000
190	CSAH 9	069-609-040	DULUTH, ST LOUIS COUNTY	IN DULUTH ON 4TH STREET FROM 6TH AVE E TO WALLACE RD, MILL AND OVERLAY, CURB AND GUTTER AND STORM SEWER	2.0	RD	MILL AND OVERLAY	STP	3,400,000	1,900,000	0	0	0	1,500,000
191	MN 1	6904-46	MNDOT	**MN202**AB** 0.1 MI W OF THE SIX MILE LAKE RD TO 0.1MI E OF BRADACH ROAD (EAGLES NEST LAKE AREA) RECONSTRUCTION	6.0	RC	GRADE AND SURFACE	DEMO	19,170,921	15,336,737	0	0	3,834,184	0
192	MN 1	3801-18	MNDOT	**TRLF** US FOREST ROUTE 553 TO US FOREST ROUTE 424, RECONSTRUCTION (TRLF PAYBACK 5 OF 10)	5.0	RC	GRADE AND SURFACE	SF	169,000	0	0	0	169,000	0
193	MN 27	0902-12	MNDOT	FR. AITKIN/CARLTON CO LINE TO W JCT TH 73, MILL AND OVERLAY	9.0	RS	CULVERT	SF	2,400,000	0	0	0	2,400,000	0
194	I 35	5880-180	MNDOT	NB I 35, FROM NORTH OF PINE CO CSAH 33 TO SOUTH OF CARLTON CO LINE, MILL AN OVERLAY	9.0	RS	CULVERT REPAIR	NHPP	5,000,000	4,500,000	0	0	500,000	0
195	I 35	0980-150	MNDOT	I 35 BRIDGE # 09824 OVER CSAH 61 3.5 MI S OF JCT TH 210 REPAIR, RE-DECK (ASSOC 0980-09824)	0.0	BI	REDECK	NHPP	1,309,000	1,178,100	0	0	130,900	0
196	MN 37	6947-50	MNDOT	IN HIBBING, 0.29 MI E JCT TH 169 TO 0.07 MI W JCT CR 25 & ON TH 37 FR JCT CR788/CSAH 62 TO JCT CSAH 7, MILL & OVERLAY	15.0	RS	CULVERT	STP	4,600,000	3,680,000	0	0	920,000	0

ATP: 1
Fiscal Year: 2017

STIP for FY 2014-2017

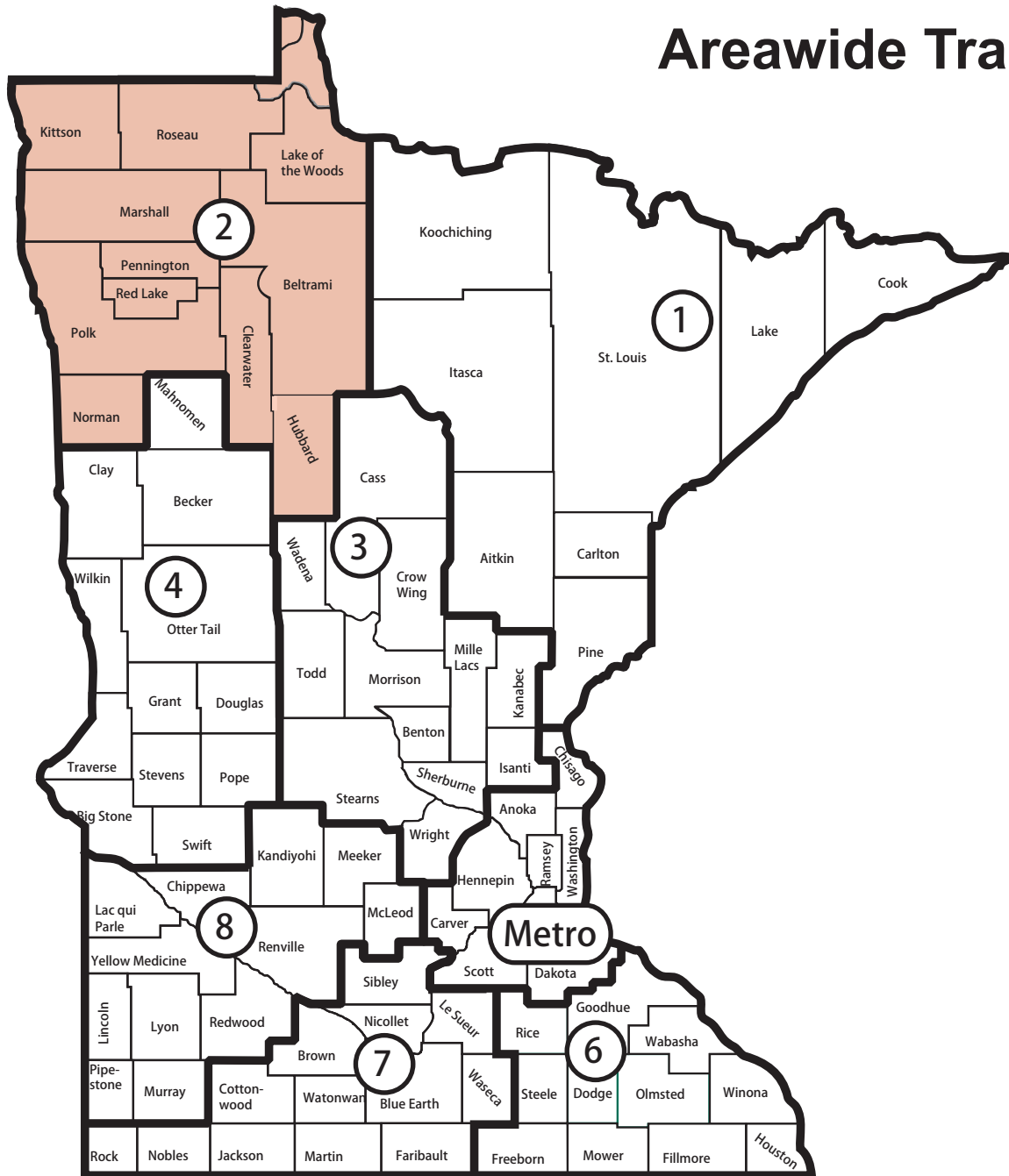
Seq #	Route System	Project Number	Agency	Description	Miles	Program	Type of Work	Proposed Funds	Total	FHWA	AC	FTA	TH	Other
197	MN 38	3108-70	MNDOT	RECLAIM - TH 38 PUGHOLE LAKE TO MARCELL & ON TH 286 FR JCT TH 6 TO JCT TH 38 (ASSOC SP 3117-04)	14.0	RS	CULVERT	STP	12,200,000	8,760,000	0	0	3,440,000	0
198	MN 38	3108-76	MNDOT	TH 38 M&O 0.17 MI S JCT HORSESHOE LAKE RD TO S LIMITS BIG FORK	6.0	RS	CULVERT	SF	2,300,000	0	0	0	2,300,000	0
199	MN 48	5804-57	MNDOT	4.5 MI E JCT TH 35, TH 48 BR 58005 BR, APPROACH PANEL REPAIRS	0.0	RS	BRIDGE APPROACHES	SF	350,000	0	0	0	350,000	0
200	US 53	6916-104	MNDOT	S OF HAINES RD TO S OF MIDWAY RD, MILL AND OVERLAY	6.0	RS	MILL AND OVERLAY	NHPP	3,100,000	2,480,000	0	0	620,000	0
201	US 53	6917-141	MNDOT	SB PALE FACE RIVER TO RR 682/CR 691	6.0	RS	MILL AND OVERLAY	NHPP	2,400,000	1,920,000	0	0	480,000	0
202	US 53	6917-142	MNDOT	NB US 53 SOUTH OF JCT TH 37 , LYON SPRING AREA	6.0	RD	MILL AND OVERLAY	NHPP	6,500,000	5,200,000	0	0	1,300,000	0
203	MN 61	3806-70	MNDOT	**ELLA** APPROACH GRADING FOR BR#9395, BEAVER RIVER TH 61 BR # 9395 SUPERSTRUCTURE	0.0	BI	BRIDGE REPAIR	NHPP	3,000,000	2,400,000	0	0	600,000	0
204	MN 73	0912-32	MNDOT	TH 73 APPROACH GRADING AND BRIDGE REPLACEMENT #3006 OVER KETTLE RIVER	0.0	BR	BRIDGE REPLACEMENT	SF	600,000	0	0	0	600,000	0
205	US 169	6934-116	MNDOT	JCT US 169/S JCT TH 73 IN HIBBING TO (ASSOC SP 6935-91,TIED TO SP 6934-117)	4.0	RS	MILL AND OVERLAY	NHPP	4,400,000	3,520,000	0	0	880,000	0
206	US 169	6934-117	MNDOT	IN HIBBING JCT TH 169/TH 37 INTERSECTION MODIFICATION (TIED TO 6934-116)	0.0	SH	SIGNAL REVISION	HSIP	1,333,333	1,200,000	0	0	133,333	0
207	US 169	6935-89	MNDOT	IN VIRGINIA, .07 MI W CR-109 TO JCT 53 (HOOVER RD), OVERLAY, REPAIR BRIDGE#69034 & 69035	2.0	BI	BITUMINOUS OVERLAY	NHPP	3,600,000	2,880,000	0	0	720,000	0
208	MN 286	3117-04	MNDOT	JCT TH 6 TO JCT TH 38, MILL AND OVERLAY(ASSOC SP 3108-70)	4.0	RS	CULVERT	SF	1,600,000	0	0	0	1,600,000	0
209	MN 999	8821-200	MNDOT	MILL & OVERLAY RESURFACING AND ADA WORK, MOOSE LAKE AREA, TH 27, 73 & 289	0.0	RS	STORM SEWER	STP	3,000,000	2,400,000	0	0	600,000	0
210	MN 999	8801-ADA-17	MNDOT	**ADA** DISTRICTWIDE SETASIDE - ACCESSIBILITY IMPROVEMENTS - 2017	0.0	EN	PED./BIKE IMPROVEMENT	STP	260,000	208,000	0	0	52,000	0
211	MN 999	8801-AM-17	MNDOT	DISTRICTWIDE SETASIDES - MUNICIPAL AGREEMENTS- 2017	0.0	AM	MISCELLANEOUS	SF	100,000	0	0	0	100,000	0
212	MN 999	8801-CA-17	MNDOT	DISTRICTWIDE SETASIDES - CONSULTANT AGREEMENTS-2017	0.0	CA	MISCELLANEOUS	SF	1,500,000	0	0	0	1,500,000	0

ATP: 1
Fiscal Year: 2017

STIP for FY 2014-2017

Seq #	Route System	Project Number	Agency	Description	Miles	Program	Type of Work	Proposed Funds	Total	FHWA	AC	FTA	TH	Other
213	MN 999	8801-PM-17	MNDOT	DISTRICTWIDE SETASIDES - PREVENTATIVE MAINTENANCE-2017	0.0	PM	JOINT SEALING	SF	2,000,000	0	0	0	2,000,000	0
214	MN 999	8801-RB-17	MNDOT	DISTRICTWIDE SETASIDES - LANDSCAPE PARTNERSHIPS-2017	0.0	RB	LANDSCAPING	SF	100,000	0	0	0	100,000	0
215	MN 999	8801-RW-17	MNDOT	DISTRICTWIDE SETASIDES - R/W ACQUISITION/ACC MGMT - 2017	0.0	RW	RIGHT OF WAY	SF	1,000,000	0	0	0	1,000,000	0
216	MN 999	8801-RX-17	MNDOT	DISTRICTWIDE SETASIDES - ROAD REPAIR-2017	0.0	RX	ROAD REPAIR	SF	3,000,000	0	0	0	3,000,000	0
217	MN 999	8801-SA-17	MNDOT	DISTRICTWIDE SETASIDES - SUPPLEMENTAL AGREEMENTS-2017	0.0	SA	SUPP. AGREE. & COST OVERRUNS	SF	6,100,000	0	0	0	6,100,000	0
218	MN 999	8801-SG-17	MNDOT	DISTRICTWIDE SETASIDES - SIGNING, STRIPING, LIGHTING-2017	0.0	SC	MISCELLANEOUS	SF	500,000	0	0	0	500,000	0
219	LOCAL 999	8801-SHL-17	LOCAL	DISTRICTWIDE SETASIDE - LOCAL HSIP/HRRR PROJECTS	0.0	SH	SAFETY TARGET	HSIP	1,444,444	1,300,000	0	0	0	144,444
220	LOCAL 999	8801-TAP-R-17	LOCAL	DISTRICTWIDE SETASIDE - LOCAL TAP RURAL	0.0	EN	MISCELLANEOUS	TAP	375,000	300,000	0	0	0	75,000
221	LOCAL 999	8801-TAP-SU-17	LOCAL	DISTRICTWIDE SETASIDE - LOCAL TAP SMALL URBAN	0.0	EN	MISCELLANEOUS	TAP	250,000	200,000	0	0	0	50,000
222	LOCAL 999	8801-TAP-SW-17	LOCAL	DISTRICTWIDE SETASIDE - LOCAL TAP STATEWIDE	0.0	EN	MISCELLANEOUS	TAP	500,000	400,000	0	0	0	100,000
									114,365,038	\$62,873,237	\$0	\$2,213,500	\$35,929,417	\$13,348,884

Areawide Transportation Partnership (ATP) Boundaries



DISTRICT 2

Craig Collison
Acting

Transportation District Engineer

(218) 755-6549

3920 Hwy 2 West

Bemidji, Minnesota 56601

General Information: (218) 755-6500

FAX: (218) 755-6512

ATP: 2
Fiscal Year: 2014

STIP for FY 2014-2017

Seq #	Route System	Project Number	Agency	Description	Miles	Program	Type of Work	Proposed Funds	Total	FHWA	AC	FTA	TH	Other
223	BB	TRF-0018-14A	EAST GRAND FORKS	SECT 5307: EAST GRAND FORKS DAR TRANSIT OPERATING ASSISTANCE	0.0	B9	OPERATE BUS	LF	63,000	0	0	0	0	63,000
224	BB	TRF-0018-14B	EAST GRAND FORKS	SECT 5307: EAST GRAND FORKS FIXED ROUTE TRANSIT OPERATING ASSISTANCE	0.0	B9	OPERATE BUS	FTA	248,000	0	0	77,000	0	171,000
225	BB	TRF-0018-14C	EAST GRAND FORKS	SECT 5307: EAST GRAND FORKS INSTALLATION OF DESIGNATED BUS STOPS	0.0	B9	BUS GRANT CAPITAL IMPROVEMENT	FTA	20,000	0	0	16,000	0	4,000
226	BB	TRF-0058-14-JA	MNDOT	SECT 5316: JARC RURAL FUNDS - TRI-VALLEY OPPORTUNITY COUNCIL, INC - 3 RURAL BUS ROUTES	0.0	JA	MISCELLANEOUS	FTA	150,000	0	0	75,000	0	75,000
227	BB	TRF-0058-14-NA	MNDOT	SECT 5317: NEW FREEDOM RURAL FUNDS - TRI-VALLEY OPPORTUNITY COUNCIL, INC - TRAVEL TRAINING	0.0	NF	MISCELLANEOUS	FTA	130,000	0	0	104,000	0	26,000
228	BB	TRS-0006-14	MNDOT	PAUL BUNYAN TRANSIT - PURCHASE 1 BUS (400-G) AND BUS RELATED EQUIPMENT	0.0	TR	PURCHASE BUS	STP	76,000	60,800	0	0	0	15,200
229	BB	TRS-0058-14	MNDOT	TRI-VALLEY TRANSIT - PURCHASE 2 BUSES (400-G) AND BUS RELATED EQUIPMENT	0.0	TR	PURCHASE BUS	STP	152,000	121,600	0	0	0	30,400
230	BB	TRS-1010-14	MNDOT	HUBBARD CO - PURCHASE 1 BUS (400-G) AND BUS RELATED EQUIPMENT	0.0	TR	PURCHASE BUS	STP	76,000	60,800	0	0	0	15,200
231	BB	TRS-3084-14	MNDOT	ROSEAU CO TRANSIT - PURCHASE 1 BUS (400-G) AND BUS RELATED EQUIPMENT	0.0	TR	PURCHASE BUS	STP	76,000	60,800	0	0	0	15,200
232	RR	45-00107	MARSHALL COUNTY	BNSF, INSTALL GATES AND FLASHING LIGHTS/CLOSE DOT #081538R, 230TH ST NW, CR 149, WARRENTON TWP (.5 MI N)	0.0	SR	RAILROAD SIGNALS	RRS	250,000	250,000	0	0	0	0
233	LOCAL	004-070-005AC	BELTRAMI COUNTY	**AC** COUNTY WIDE SHOULDER PAVING AND RUMBLE STRIPS (AC PAYBACK 1 OF 1)	0.0	SH	PAVE SHOULDER	HSIP	350,000	350,000	0	0	0	0
234	CSAH 8	035-608-004	KITSON COUNTY	IN KITSON CO: ON CSAH 8 FROM CSAH 1 TO US59 & ON CSAH 1 FROM CSAH 6 TO CSAH 8, BITUMINOUS OVERLAY (ASSOCIATED SP 035-601-032)	7.0	RS	BITUMINOUS OVERLAY	STP	870,000	490,000	0	0	0	380,000
235	LOCAL	039-070-005	LAKE OF THE WOODS	COUNTY WIDE SHOULDER PAVING AND SAFETY WEDGE	0.0	SH	PAVE SHOULDER	HSIP	532,620	479,358	0	0	0	53,262
236	CSAH 17	039-617-008	LAKE OF THE WOODS COUNTY	FROM 2.4 MI S OF LAKE OF THE WOODS CSAH 11, NORTH TO ROCKY POINT RESORT ON LAKE OF THE WOODS, RECONSTRUCT RURAL HIGHWAY (TIED WITH 068-617-006)	9.0	RC	GRADE AND SURFACE	STP	3,677,760	2,750,000	0	0	0	927,760
237	PED/BIKE	045-591-002	MARSHALL	**SRTS** INFRA ARGYLE, CE & CONSTRUCTION OF SIDEWALK AND IMPROVEMENTS ON 2ND ST, 3RD ST, AND GARFIELD AVE	0.0	BT	PED/BIKE IMPROVEMENT	SRTS	386,602	386,602	0	0	0	0

ATP: 2
Fiscal Year: 2014

STIP for FY 2014-2017

Seq #	Route System	Project Number	Agency	Description	Miles	Program	Type of Work	Proposed Funds	Total	FHWA	AC	FTA	TH	Other
238	LOCAL	060-070-005	POLK COUNTY	COUNTY WIDE SHOULDER PAVING AND CENTERLINE RUMBLE STRIPS	0.0	SH	PAVE SHOULDER	HSIP	219,300	197,370	0	0	0	21,930
239	PED/BIKE	060-090-002	POLK COUNTY	IN FOSSTON, CONSTRUCT NEW MULTI USE PED/BIKE TRAIL, PHASE I	2.0	EN	PEDESTRIAN BIKE TRAIL	TAP	344,755	275,804	0	0	0	68,951
240	CSAH 17	068-617-006	ROSEAU COUNTY	FROM CITY OF ROOSEVELT, NORTH TO 2.4 MI S OF LAKE OF THE WOODS CSAH 11, RECONSTRUCT RURAL HIGHWAY (TIED WITH 039-617-008)	4.0	RC	GRADE AND SURFACE	STP	1,430,240	1,070,000	0	0	0	360,240
241	LOCAL	088-070-038	LOCAL	DISTRICT WIDE CHEVRON INSTALLATION PROJECT	0.0	SH	MISCELLANEOUS	HSIP	1,801,660	1,621,494	0	0	0	180,166
242	CITY	119-080-011	EAST GRAND FORKS	IN EAST GRAND FORKS - ON 17TH ST NE FROM MN220 TO 5TH AVE NE, CONCRETE REPAIR	0.0	RC	CONCRETE PAVEMENT REHAB	STP	1,246,870	737,840	0	0	0	509,030
243	PED/BIKE	119-117-002	EAST GRAND FORKS	IN EAST GRAND FORKS - ALONG 20TH ST NE FROM MN220 TO 5TH AVE NE & ALONG 5TH AVE NE FROM 23RD ST NE TO 15TH ST NE, CONSTRUCT NEW PED/BIKE SIDEWALK	0.0	EN	PEDESTRIAN BIKE TRAIL	TAP	289,060	177,880	0	0	0	111,180
244	MN 1	4509-05	MNDOT	**BP08** OSLO, REPAIR BR #9100, (MN LEAD AGENCY) (CH 152)	0.0	BI	BRIDGE REPAIR	BF	7,000,000	0	0	0	0	7,000,000
245	US 2	6002-72	MNDOT	IN CROOKSTON - SLOPE PROTECTION (DESIGN BUILD)	0.0	SC	SLIDE REPAIR	NHPP	7,000,000	5,600,000	0	0	1,400,000	0
246	US 2	0406-62	MNDOT	FROM WILTON TO BEMIDJI - WB & EB - INSTALL/EXTEND LEFT TURN LANES	6.0	SH	TURN LANES	HSIP	250,000	225,000	0	0	25,000	0
247	US 59	3505-17	MNDOT	NORTH OF LANCASTER, REPL BR #6877 WITH BR #35017 & APPROACHES	0.0	BR	BRIDGE REPLACEMENT	STP	1,250,000	1,000,000	0	0	250,000	0
248	US 59	5705-58	MNDOT	**FMP** IN THIEF RIVER FALLS, REPAIR BR #5327	0.0	BI	BRIDGE REPAIR	BF	1,600,000	0	0	0	0	1,600,000
249	MN 92	6304-13	MNDOT	FROM MN32 TO US59, BITUMINOUS MILL AND OVERLAY & W OF BROOKS, REPL BR #6830 WITH BR #63003 & APPROACHES	13.0	RS	MILL AND OVERLAY	STP SF	4,150,000	2,954,400	0	0	1,195,600	0
250	MN 175	3516-19	MNDOT	3.4 MI E OF JCT US75 & 3.7 MI E OF JCT US75, REPL BR #35509 WITH BR #35003 & BR #35510 WITH BR #35004 & APPROACHES	0.0	BR	BRIDGE REPLACEMENT	SF	1,500,000	0	0	0	1,500,000	0
251	MN 200	2908-27AC	MNDOT	**AC** 0.52 MI E OF MN64 TO HUBBARD CSAH 39, RECONSTRUCT RURAL HIGHWAY & NEW BRIDGE 29X01 (AC PAYBACK 1 OF 1)	1.0	RC	GRADE AND SURFACE	STP	1,333,600	1,333,600	0	0	0	0

ATP: 2
Fiscal Year: 2014

STIP for FY 2014-2017

Seq #	Route System	Project Number	Agency	Description	Miles	Program	Type of Work	Proposed Funds	Total	FHWA	AC	FTA	TH	Other
252	MN 200	5407-31	MNDOT	**FMP**AB** FROM US75 TO ADA, CONCRETE CRACKING AND BITUMINOUS OVERLAY & REPL BR #2068 WITH CULV #54X09 (TIED WITH 5407-28)	13.0	RD	CRACK AND OVERLAY	STP BF	5,900,000	3,920,000	0	0	980,000	1,000,000
253	MN 200	5407-28	MNDOT	**BP08** S OF TH 200 (TWP RD OVER MARSH RIVER) REPL BR #6522 WITH BR #54011 (TIED WITH 5407-31)	0.0	BR	BRIDGE REPLACEMENT	SF BF	500,000	0	0	0	250,000	250,000
254	MN 220	6016-41	MNDOT	BNSF, INSTALL GATES AND FLASHING LIGHTS, MN TH 220, 420TH AVE SW, (SOUTHEAST OF EAST GRAND FORKS)	0.0	SR	RAILROAD SIGNALS	RRS	250,000	250,000	0	0	0	0
255	MN 310	6809-16AC	MNDOT	**FMP**AC** MN11 TO THE CANADIAN BORDER, BITUMINOUS MILL AND INLAY (AC PAYBACK 1 OF 1)	10.0	RS	MILL AND INLAY	STP	2,019,905	2,019,905	0	0	0	0
256	MN 999	8822-164	MNDOT	ON US2 FROM CASS LAKE TO DEER RIVER AND ON MN34 FROM AKELEY TO WALKER, INSTALL CENTERLINE RUMBLE STRIPS	45.0	SH	CENTERLINE RUMBLE STRIPS	HSIP	125,000	112,500	0	0	12,500	0
257	MN 999	8802-AM-14	MNDOT	DISTRICTWIDE SETASIDE - COOPERATIVE AGREEMENT - 2014	0.0	AM	COOP. CONST. AGREEMENT	SF	500,000	0	0	0	500,000	0
258	MN 999	8802-CA-14	MNDOT	DISTRICTWIDE - CONSULTANT AGREEMENTS - 2014	0.0	CA	PLANNING	SF	1,000,000	0	0	0	1,000,000	0
259	MN 999	8802-MA-14	MNDOT	DISTRICTWIDE - MISC AGREEMENTS - 2014	0.0	MA	MISCELLANEOUS	SF	200,000	0	0	0	200,000	0
260	MN 999	8802-PM-14	MNDOT	DISTRICTWIDE SETASIDE - PAVEMENT MANAGEMENT - 2014	0.0	PM	PREVENTIVE MAINTENANCE	SF	3,000,000	0	0	0	3,000,000	0
261	MN 999	8802-RW-14	MNDOT	DISTRICTWIDE SETASIDE - RIGHT OF WAY - 2014	0.0	RW	RIGHT OF WAY	SF	1,200,000	0	0	0	1,200,000	0
262	MN 999	8802-RX-14	MNDOT	DISTRICTWIDE SETASIDE - BARC - 2014	0.0	RX	ROAD REPAIR	SF	2,000,000	0	0	0	2,000,000	0
263	MN 999	8802-SA-14	MNDOT	DISTRICTWIDE SETASIDE - SA/OVERRUN - 2014	0.0	SA	SUPP. AGREE. & COST OVERRUNS	SF	1,400,000	0	0	0	1,400,000	0
									\$54,568,372	\$26,505,753	\$0	\$272,000	\$14,913,100	\$12,877,519

ATP: 2
Fiscal Year: 2015

STIP for FY 2014-2017

Seq #	Route System	Project Number	Agency	Description	Miles	Program	Type of Work	Proposed Funds	Total	FHWA	AC	FTA	TH	Other
264	BB	TRF-0058-15-JA	MNDOT	SECT 5316: JARC RURAL FUNDS - TRI-VALLEY OPPORTUNITY COUNCIL, INC - 3 RURAL BUS ROUTES	0.0	JA	MISCELLANEOUS	FTA	150,000	0	0	75,000	0	75,000
265	BB	TRF-0058-15-NA	MNDOT	SECT 5310: NEW FREEDOM RURAL FUNDS - TRI-VALLEY OPPORTUNITY COUNCIL, INC - TRAVEL TRAINING	0.0	NB	MISCELLANEOUS	FTA	130,000	0	0	104,000	0	26,000
266	BB	TRS-0058-15	MNDOT	TRI-VALLEY TRANSIT - PURCHASE 2 BUSES (400-G) AND BUS RELATED EQUIPMENT	0.0	TR	PURCHASE BUS	STP	156,000	124,800	0	0	0	31,200
267	BB	TRS-1010-15	MNDOT	HUBBARD CO - PURCHASE 1 BUS (400-G) AND BUS RELATED EQUIPMENT	0.0	TR	PURCHASE BUS	STP	78,000	62,400	0	0	0	15,600
268	BB	TRS-2487-15	MNDOT	CITY OF FOSSTON - PURCHASE 1 BUS (400-G) AND BUS RELATED EQUIPMENT	0.0	TR	PURCHASE BUS	STP	78,000	62,400	0	0	0	15,600
269	BB	TRS-3084-15	MNDOT	ROSEAU CO - PURCHASE 1 BUS (400-G) AND BUS RELATED EQUIPMENT	0.0	TR	PURCHASE BUS	STP	78,000	62,400	0	0	0	15,600
270	RR	60-00127	POLK COUNTY	SOO, INSTALL GATES AND FLASHING LIGHTS, POLK CSAH 41, 370TH ST SE, KNUTE TWP (2 MI S ERSKINE)	0.0	SR	RAILROAD SIGNALS	RRS	250,000	250,000	0	0	0	0
271	RR	60-00128	POLK COUNTY	BNSF, INSTALL GATES AND FLASHING LIGHTS, CSAH 71, 250TH AVE SW, CROOKSTON (.3 MI NE)	0.0	SR	RAILROAD SIGNALS	RRS	250,000	250,000	0	0	0	0
272	RR	68-00112	ROSEAU COUNTY	CN, INSTALL GATES AND FLASHING LIGHTS, 690TH AVE, M 17, ROOSEVELT (WEST CORP LIMITS)	0.0	SR	RAILROAD SIGNALS	RRS	225,000	225,000	0	0	0	0
273	LOCAL	004-070-006AC	BELTRAMI COUNTY	**AC** COUNTY WIDE SHOULDER PAVING & RUMBLE STRIPS (AC PAYBACK 1 OF 1)	0.0	SH	PAVE SHOULDER	HSIP	350,000	350,000	0	0	0	0
274	LOCAL	004-070-007	BELTRAMI COUNTY	COUNTY WIDE RUMBLE STRIPE	0.0	SH	EDGE LINE RUMBLE STRIPS	HSIP	229,578	206,620	0	0	0	22,958
275	LOCAL	004-070-008	BELTRAMI COUNTY	COUNTY WIDE SHOULDER PAVING & RUMBLE STRIPS	0.0	SH	PAVE SHOULDER	HSIP	250,496	225,446	0	0	0	25,050
276	CSAH 23	004-623-027	BELTRAMI COUNTY	FROM US71 TO BELTRAMI CSAH 29, BITUMINOUS OVERLAY	7.0	RS	BITUMINOUS OVERLAY	STP	1,700,000	1,275,000	0	0	0	425,000
277	LOCAL	015-070-005	CLEARWATER COUNTY	COUNTY WIDE SHOULDER PAVING, RUMBLE STRIPE & SAFETY WEDGE	0.0	SH	PAVE SHOULDER	HSIP	388,889	350,000	0	0	0	38,889
278	CSAH 7	015-607-023	CLEARWATER COUNTY	FROM US2 TO MN92 IN GONVICK, BITUMINOUS OVERLAY	16.0	RS	BITUMINOUS OVERLAY	STP	2,500,000	1,875,000	0	0	0	625,000
279	CSAH 10	054-610-012	NORMAN COUNTY	FROM CSAH 39 TO CSAH 25, NORMAN CO, RECONSTRUCT RURAL HIGHWAY	7.0	RC	GRADE AND SURFACE	STP	1,770,000	1,172,000	0	0	0	598,000
280	LOCAL	060-070-006	POLK COUNTY	COUNTY WIDE SHOULDER PAVING AND SAFETY WEDGE	0.0	SH	PAVE SHOULDER	HSIP	180,000	162,000	0	0	0	18,000

ATP: 2
Fiscal Year: 2015

STIP for FY 2014-2017

Seq #	Route System	Project Number	Agency	Description	Miles	Program	Type of Work	Proposed Funds	Total	FHWA	AC	FTA	TH	Other
281	LOCAL	060-070-007	POLK COUNTY	COUNTY WIDE SHOULDER PAVING AND SAFETY WEDGE	0.0	SH	PAVE SHOULDER	HSIP	200,000	180,000	0	0	0	20,000
282	LOCAL	088-070-039	LOCAL	DISTRICT WIDE RUMBLE STRIPS	0.0	SH	EDGE LINE RUMBLE STRIPS	HSIP	466,667	420,000	0	0	0	46,667
283	LOCAL	088-070-043AC	LOCAL	**AC** DISTRICT WIDE SIGNS AND MARKINGS (AC PAYBACK 1 OF 1)	0.0	SH	SIGNING	HSIP	214,435	214,435	0	0	0	0
284	LOCAL	088-070-044	LOCAL	DISTRICT WIDE GROUND IN WET REFLECTIVE EDGE STRIPING	0.0	SH	STRIPING	HSIP	683,400	615,060	0	0	0	68,340
285	PED/BIKE	105-090-007	BELTRAMI COUNTY	ALONG THE ABANDONED SOO LINE CORRIDOR FROM 5TH ST TO CR 11 IN BEMIDJI, CONSTRUCT NEW MULTI-USE PED/BIKE TRAIL (EAST-WEST TRAIL)	2.0	EN	PEDESTRIAN BIKE TRAIL	TAP	510,000	408,000	0	0	0	102,000
286	CITY	105-108-011	BEMIDJI	IN BEMIDJI, ON IRVINE AVE NW FROM MN197 TO 30TH ST NW, RECONSTRUCT URBAN STREET & ON 30TH ST NW FROM RIDGEWAY AVE NW TO IRVINE AVE NW, BITUMINOUS MILL AND OVERLAY	1.0	RC	GRADE AND SURFACE	STP	1,055,000	737,000	0	0	0	318,000
287	MN 1	0401-08	MNDOT	**BP08** 12.5 MI W OF TH 89, REPL BR #04001 WITH NEW BR #04029 (CH 152) OVER OVERFLOW CHANNEL	0.0	BR	BRIDGE REPLACEMENT	BF	1,400,000	0	0	0	0	1,400,000
288	MN 1	5702-45	MNDOT	11.0 MI E OF N JCT MN32, REPL BR #369 & APPROACHES	0.0	BR	BRIDGE REPLACEMENT	STP	980,000	784,000	0	0	196,000	0
289	US 2	6005-61	MNDOT	EBL - FROM 0.7 MI E OF FOSSTON TO 3.4 MI E OF FOSSTON, BITUMINOUS RECLAIM AND OVERLAY	3.0	RD	BITUMINOUS RECLAMATION	NHPP	2,300,000	1,840,000	0	0	460,000	0
290	MN 9	5410-22	MNDOT	FROM BORUP TO THE CITY OF BELTRAMI - LOW SLUMP OVERLAY ON BR #60008, BR #54003, BR #54002, BR #54005 & BR #45004	0.0	BI	BRIDGE OVERLAY	SF	1,200,000	0	0	0	1,200,000	0
291	MN 11	6802-27	MNDOT	FROM ROSEAU CSAH 15 TO E MN89 IN ROSEAU, BITUMINOUS RECLAIM AND OVERLAY & EXTEND ONE END OF BR 58X06	3.0	RD	BITUMINOUS RECLAMATION	NHPP	2,300,000	1,840,000	0	0	460,000	0
292	MN 11	3501-14	MNDOT	**ELLA** FROM THE E END BR #35011 (OVER THE RED RIVER) TO KARLSTAD, BITUMINOUS MILL AND INLAY & EAST OF DONALDSON, REPL BR #8513 & BR #8514 & APPROACHES	28.0	RS	MILL AND INLAY	NHPP	6,000,000	4,800,000	0	0	1,200,000	0
293	MN 11	3604-73	MNDOT	**ELLA** FROM LOMAN TO PELLAND, BITUMINOUS MILL AND OVERLAY & GRADE WIDENING (DESIGNED BY DIST 2, FUNDED BY ATP 1 UNDER SP 3604-73M, \$6,636,000)	11.0	RD	MILL AND OVERLAY	NA	0	0	0	0	0	0
294	MN 11	6803-40	MNDOT	AT INTERSECTION OF TH 11 & LAKE ST IN WARROAD - SIGNAL REPLACEMENT	0.0	SC	TRAFFIC SIGNAL REVISION	SF LF	250,000	0	0	0	167,500	82,500

ATP: 2
Fiscal Year: 2015

STIP for FY 2014-2017

Seq #	Route System	Project Number	Agency	Description	Miles	Program	Type of Work	Proposed Funds	Total	FHWA	AC	FTA	TH	Other
295	MN 32	4503-14	MNDOT	**AB** N LIMITS OF THIEF RIVER FALLS TO MIDDLE RIVER, BITUMINOUS RECLAIM AND OVERLAY & REPL BR #8581, BR #8582, BR #8583 & BR #6085 & APPROACHES	22.0	RD	BITUMINOUS RECLAMATION	NHPP	9,600,000	7,680,000	0	0	1,920,000	0
296	US 59	6303-38	MNDOT	5.0 MI S OF PLUMMER, REPL BR #5819 & APPROACHES	0.0	BR	BRIDGE REPLACEMENT	NHPP	1,000,000	0	0	0	1,000,000	0
297	US 75	5409-30	MNDOT	**FMP** ON US75 FROM N END OF C&G IN HALSTAD TO N END OF C&G IN SHELLY, PLUS INSLOPE REPAIR FROM RP 272.0 TO 292.0 (FMP \$600,000), AND ON MN200 FROM E END BR #54004 TO W LIMITS OF HALSTAD, BITUMINOUS MILL AND INLAY	8.0	RS	MILL AND INLAY	SF BF	2,800,000	0	0	0	2,200,000	600,000
298	MN 172	3904-22	MNDOT	5.7 MI N OF MN11, INSLOPE REPAIR AT WABANICA CREEK	0.0	RS	INSLOPE REPAIR	STP	600,000	480,000	0	0	120,000	0
299	MN 371	1120-55	MNDOT	FROM WALKER TO RAILROAD CROSSING S OF CASS LAKE, MILL & OVERLAY, (DESIGNED BY DIST 2, FUNDED BY ATP 3 UNDER SP 1120-55M, \$4,588,935)	20.0	RS	MILL AND OVERLAY	NA	0	0	0	0	0	0
300	MN 999	8822-126	MNDOT	DISTRICTWIDE CULVERT REPAIR - 2015	0.0	DR	CULVERT REPAIR	SF	500,000	0	0	0	500,000	0
301	MN 999	8802-AM-15	MNDOT	DISTRICTWIDE SETASIDE - COOPERATIVE AGREEMENT - 2015	0.0	AM	COOP. CONST. AGREEMENT	SF	500,000	0	0	0	500,000	0
302	MN 999	8802-CA-15	MNDOT	DISTRICTWIDE - CONSULTANT AGREEMENTS - 2015	0.0	CA	PLANNING	SF	1,000,000	0	0	0	1,000,000	0
303	MN 999	8802-MA-15	MNDOT	DISTRICTWIDE - MISC AGREEMENTS - 2015	0.0	MA	MISCELLANEOUS	SF	200,000	0	0	0	200,000	0
304	MN 999	8802-PM-15	MNDOT	DISTRICTWIDE SETASIDE - PAVEMENT MANAGEMENT - 2015	0.0	PM	PREVENTIVE MAINTENANCE	SF	2,200,000	0	0	0	2,200,000	0
305	MN 999	8802-RW-15	MNDOT	DISTRICTWIDE SETASIDE - RIGHT OF WAY - 2015	0.0	RW	RIGHT OF WAY	SF	500,000	0	0	0	500,000	0
306	MN 999	8802-RX-15	MNDOT	DISTRICTWIDE SETASIDE - BARC - 2015	0.0	RX	ROAD REPAIR	SF	1,500,000	0	0	0	1,500,000	0
307	MN 999	8802-SA-15	MNDOT	DISTRICTWIDE SETASIDE - SA/OVERRUN - 2015	0.0	SA	SUPP. AGREE. & COST OVERRUNS	SF	1,400,000	0	0	0	1,400,000	0
308	BB	8802-SETASIDE-15	EAST GRAND FORKS	SECT 5307: TRANSIT OPERATING ASSISTANCE AND CAPITAL IMPROVEMENT	0.0	B9	OPERATE BUS/BUS GRANT CAPITAL IMPROVEMENT	FTA LF	384,000	0	0	130,000	0	254,000
309	MN 999	8802-SHS-15	MNDOT	DISTRICTWIDE SETASIDE - MNDOT HSIP - 2015	0.0	SH	SAFETY TARGET	HSIP	352,941	317,647	0	0	35,294	0
									\$48,860,406	\$26,969,208	\$0	\$309,000	\$16,758,794	\$4,823,404

ATP: 2
Fiscal Year: 2016

STIP for FY 2014-2017

Seq #	Route System	Project Number	Agency	Description	Miles	Program	Type of Work	Proposed Funds	Total	FHWA	AC	FTA	TH	Other
310	BB	TRS-0006-16	MNDOT	PAUL BUNYAN TRANSIT - PURCHASE 2 BUSES (400-G) AND BUS RELATED EQUIPMENT	0.0	TR	PURCHASE BUS	STP	160,000	128,000	0	0	0	32,000
311	BB	TRS-0058-16	MNDOT	TRI-VALLEY TRANSIT - PURCHASE 1 BUS (500-G) AND BUS RELATED EQUIPMENT	0.0	TR	PURCHASE BUS	STP	146,000	116,800	0	0	0	29,200
312	BB	TRS-1010-16	MNDOT	HUBBARD CO TRANSIT - PURCHASE 1 BUS (400-G) AND BUS RELATED EQUIPMENT	0.0	TR	PURCHASE BUS	STP	80,000	64,000	0	0	0	16,000
313	RR	45-00108	MNDOT	BNSF, INSTALL GATES AND FLASHING LIGHTS, BRIDGE AVE, CSAH 4, ARGYLE	0.0	SR	RAILROAD SIGNALS	RRS	250,000	250,000	0	0	0	0
314	LOCAL	004-070-010	BELTRAMI COUNTY	COUNTY WIDE MAINLINE DYNAMIC WARNING SYSTEM	0.0	SH	TRAFFIC MGMT. SYSTEM	HSIP	66,667	60,000	0	0	0	6,667
315	LOCAL	004-070-011	BELTRAMI COUNTY	COUNTY WIDE SHOULDER PAVING, RESURFACING AND SAFETY WEDGE	0.0	SH	PAVE SHOULDER	HSIP	204,000	183,600	0	0	0	20,400
316	LOCAL	004-070-012	BELTRAMI COUNTY	COUNTY WIDE SHOULDER PAVING & RUMBLE STRIPS	0.0	SH	PAVE SHOULDER	HSIP	108,712	97,841	0	0	0	10,871
317	LOCAL	004-070-013	BELTRAMI COUNTY	COUNTY WIDE INSTALL STREET LIGHTS	0.0	SH	LIGHTING	HSIP	84,000	75,600	0	0	0	8,400
318	CSAH 28	029-628-002	HUBBARD COUNTY	FROM MN34 TO US71, PARK RAPIDS ALTERNATE TRUCK ROUTE , RECONSTRUCT RURAL HIGHWAY	4.0	RC	GRADE AND SURFACE	STP	2,240,000	1,792,000	0	0	0	448,000
319	LOCAL	045-070-003	MARSHALL COUNTY	COUNTY WIDE SHOULDER PAVING & RUMBLE STRIPS	0.0	SH	PAVE SHOULDER	HSIP	388,889	350,000	0	0	0	38,889
320	CSAH 28	045-628-009	MARSHALL COUNTY	FROM MARSHALL CSAH 4 TO US59, BITUMINOUS OVERLAY	15.0	RS	BITUMINOUS OVERLAY	STP	1,600,000	977,000	0	0	0	623,000
321	LOCAL	057-070-004	PENNINGTON COUNTY	COUNTY WIDE SHOULDER PAVING, RUMBLE STRIPE & SAFETY WEDGE	0.0	SH	PAVE SHOULDER	HSIP	388,889	350,000	0	0	0	38,889
322	LOCAL	057-070-005	PENNINGTON COUNTY	COUNTY WIDE INTERSECTION LIGHTING	0.0	SH	LIGHTING	HSIP	18,000	16,200	0	0	0	1,800
323	LOCAL	057-070-006	PENNINGTON COUNTY	COUNTY WIDE RUMBLE STRIPE	0.0	SH	EDGE LINE RUMBLE STRIPS	HSIP	12,000	10,800	0	0	0	1,200
324	CSAH 3	057-603-035	PENNINGTON COUNTY	FROM POLK CO LINE TO MN32, BITUMINOUS MILL AND OVERLAY	13.0	RS	MILL AND OVERLAY	STP	1,500,000	977,000	0	0	0	523,000
325	CSAH 2	060-602-019	POLK COUNTY	FROM POLK CSAH 3 TO MN92, BITUMINOUS OVERLAY	6.0	RS	BITUMINOUS OVERLAY	STP	660,000	300,000	0	0	0	360,000
326	CSAH 8	060-608-013	POLK COUNTY	FROM POLK CSAH 1 TO US2, BITUMINOUS OVERLAY	6.0	RS	BITUMINOUS OVERLAY	STP	715,000	300,000	0	0	0	415,000

ATP: 2
Fiscal Year: 2016

STIP for FY 2014-2017

Seq #	Route System	Project Number	Agency	Description	Miles	Program	Type of Work	Proposed Funds	Total	FHWA	AC	FTA	TH	Other
327	CSAH 45	060-645-023	POLK COUNTY	FROM US75 TO MN9, BITUMINOUS OVERLAY	9.0	RS	BITUMINOUS OVERLAY	STP	1,025,000	700,000	0	0	0	325,000
328	LOCAL	063-070-002	RED LAKE COUNTY	COUNTY WIDE RURAL INTERSECTION ADVISORY LIGHTING AT VARIOUS LOCATIONS	0.0	SH	TRAFFIC MGMT. SYSTEM	HSIP	38,500	34,650	0	0	0	3,850
329	LOCAL	068-070-002	ROSEAU COUNTY	COUNTY WIDE INTERSECTION PROJECTS	0.0	SH	SAFETY TARGET	HSIP	161,450	145,305	0	0	0	16,145
330	CSAH 4	068-604-028	ROSEAU COUNTY	FROM KITTSOON CO LINE TO MN11, BITUMINOUS OVERLAY	10.0	RS	BITUMINOUS OVERLAY	STP	1,100,000	700,000	0	0	0	400,000
331	MSAS 115	170-115-017	THIEF RIVER FALLS	IN THIEF RIVER FALLS, REALIGN GREENWOOD ST FROM HANSON DR TO US59 & BITUMINOUS MILL AND OVERLAY ON ATLANTIC AVE, DAVIS AVE, & OAKLAND PARK RD (TIED WITH 5705-59)	0.0	RC	GRADE AND SURFACE	STP	1,025,000	675,163	0	0	0	349,837
332	MN 1	5702-44	MNDOT	IN THIEF RIVER FALLS, ON MN1 FROM N JCT MN32 TO CSAH 18/150 AVE NE & ON US59 FROM 1ST ST TO ATLANTIC AVE, RECONSTRUCT URBAN STREET	2.0	RC	MILL AND INLAY	NHPP LF	2,800,000	2,176,000	0	0	544,000	80,000
333	US 2	0406-59	MNDOT	**ELLA** INTERSECTION REVISION AT US2 & MN89, W OF BEMIDJI & NEW BR #04030	1.0	SC	GRADE AND BRIDGE	NHPP	5,000,000	4,000,000	0	0	1,000,000	0
334	MN 9	5410-24	MNDOT	**FMP** SOUTH OF ADA, RAISE HIGHWAY GRADE & REPL BR #54001 & APPROACHES	0.0	BR	GRADE AND BRIDGE	BF	1,400,000	0	0	0	0	1,400,000
335	MN 11	3901-41	MNDOT	FROM W OF MN172 (W OF BAUDETTE) TO E MN72, BAUDETTE, BITUMINOUS MILL AND OVERLAY	10.0	RS	MILL AND OVERLAY	NHPP	3,200,000	2,560,000	0	0	640,000	0
336	MN 32	5404-27	MNDOT	0.8 MI S OF THE S JCT MN200 (N OF TWIN VALLEY), REPL BR #9020 & APPROACHES	0.0	BR	BRIDGE REPLACEMENT	SF	850,000	0	0	0	850,000	0
337	MN 46	3109-40	MNDOT	5.9 MI NW OF SQUAW LAKE, REPL BR #8803 & APPROACHES, (DESIGNED BY DIST 2, FUNDED BY ATP 1 UNDER SP 3109-40M, \$852,382)	0.0	BR	BRIDGE REPLACEMENT	NA	0	0	0	0	0	0
338	US 59	5705-59	MNDOT	IN THIEF RIVER FALLS, REALIGN GREENWOOD ST FROM HANSON DR TO US59 & BITUMINOUS MILL AND OVERLAY ON ATLANTIC AVE, DAVIS AVE, & OAKLAND PARK RD (TIED WITH 170-115-017)	0.0	AM	GRADE AND SURFACE	SF	125,000	0	0	0	125,000	0
339	US 75	6011-24	MNDOT	ON US75 FROM N OF US2 TO S OF MN1 IN WARREN, BITUMINOUS RESURFACING & REPL 7 BRIDGES: BR #8392, BR #3958, BR #8393, BR #8394, BR #3959, BR #4463 & BR #6361 AND ON MN1 FROM E END OF BR #9100 TO E LIMITS OF OSLO, BITUMINOUS MILL AND OVERLAY	16.0	RS	MILL AND OVERLAY	STP	5,800,000	4,640,000	0	0	1,160,000	0

ATP: 2
Fiscal Year: 2016

STIP for FY 2014-2017

Seq #	Route System	Project Number	Agency	Description	Miles	Program	Type of Work	Proposed Funds	Total	FHWA	AC	FTA	TH	Other
340	US 75	6012-49	MNDOT	IN NIELSVILLE & IN CLIMAX - RECONSTRUCT URBAN STREET	1.0	RC	CONCRETE PAVEMENT REHAB	SF	1,540,000	0	0	0	1,540,000	0
341	US 75	3509-24	MNDOT	**FMP** NORTH OF HUMBOLT - RAISE HIGHWAY GRADE & REPL BR #1727 & APPROACHES	0.0	RD	GRADE AND BRIDGE	BF	750,000	0	0	0	0	750,000
342	MN 175	3516-17	MNDOT	FROM HALLOCK TO LAKE BRONSON, REPL BR #35506 WITH BR #35014, BR #35507 WITH BR #35015 AND BR #35508 WITH BR #35016 & APPROACHES	0.0	BR	BRIDGE REPLACEMENT	STP	3,000,000	2,400,000	0	0	600,000	0
343	MN 197	0416-50	MNDOT	**ELLA**ADA** IN BEMIDJI, FROM DELTON AVE TO HANNAH AVE, REPLACE & INSTALL PED CURB RAMPS & APS SIGNAL ENHANCEMENTS & UPGRADE SIGNAL AT IRVINE AVE	1.0	SC	PEDESTRIAN RAMPS	STP SF	925,000	120,000	0	0	680,000	125,000
344	RR	3509-25	MNDOT	BNSF, INSTALL GATES AND FLASHING LIGHTS, US75, ST. VINCENT (1 MI E)	0.0	SR	RAILROAD SIGNALS	RRS	250,000	250,000	0	0	0	0
345	MN 999	8802-AM-16	MNDOT	DISTRICTWIDE SETASIDE - COOPERATIVE AGREEMENT - 2016	0.0	AM	COOP. CONST. AGREEMENT	SF	500,000	0	0	0	500,000	0
346	MN 999	8802-BR-16	MNDOT	BRIDGE REHABILITATION SETASIDE - 2016	0.0	BI	BRIDGE REHABILITATION	NHPP LF BF	25,000,000	10,000,000	0	0	0	15,000,000
347	MN 999	8802-CA-16	MNDOT	DISTRICTWIDE - CONSULTANT AGREEMENTS - 2016	0.0	CA	PLANNING	SF	1,000,000	0	0	0	1,000,000	0
348	LOCAL 999	8802-EN-16	LOCAL	DISTRICTWIDE - ENHANCEMENT PROGRAM - LOCAL - 2016	0.0	EN	ENHANCEMENT	TAP	625,000	500,000	0	0	0	125,000
349	MN 999	8802-MA-16	MNDOT	DISTRICTWIDE - MISC AGREEMENTS - 2016	0.0	MA	MISCELLANEOUS	SF	500,000	0	0	0	500,000	0
350	MN 999	8802-PM-16	MNDOT	DISTRICTWIDE SETASIDE - PAVEMENT MANAGEMENT - 2016	0.0	PM	PREVENTIVE MAINTENANCE	SF	3,100,000	0	0	0	3,100,000	0
351	MN 999	8802-RW-16	MNDOT	DISTRICTWIDE SETASIDE - RIGHT OF WAY - 2016	0.0	RW	RIGHT OF WAY	SF	800,000	0	0	0	800,000	0
352	MN 999	8802-RX-16	MNDOT	DISTRICTWIDE SETASIDE - BARC - 2016	0.0	RX	ROAD REPAIR	SF	1,700,000	0	0	0	1,700,000	0
353	MN 999	8802-SA-16	MNDOT	DISTRICTWIDE SETASIDE - SA/OVERRUN - 2016	0.0	SA	SUPP. AGREE. & COST OVERRUNS	SF	1,400,000	0	0	0	1,400,000	0
354	BB	8802-SETASIDE-16	EAST GRAND FORKS	SECT 5307: TRANSIT OPERATING ASSISTANCE AND CAPITAL IMPROVEMENT - 2016	0.0	B9	OPERATE BUS/BUS GRANT CAPITAL IMPROVEMENT	FTA LF	372,000	0	0	116,000	0	256,000
355	MN 999	8802-SHS-16	MNDOT	DISTRICTWIDE SETASIDE - MNDOT HSIP - 2016	0.0	SH	SAFETY TARGET	HSIP	352,941	317,647	0	0	35,294	0

ATP: 2
Fiscal Year: 2016

STIP for FY 2014-2017

Seq #	Route System	Project Number	Agency	Description	Miles	Program	Type of Work	Proposed Funds	Total	FHWA	AC	FTA	TH	Other
									\$72,962,048	\$35,267,606	\$0	\$116,000	\$16,174,294	\$21,404,148

ATP: 2
Fiscal Year: 2017

STIP for FY 2014-2017

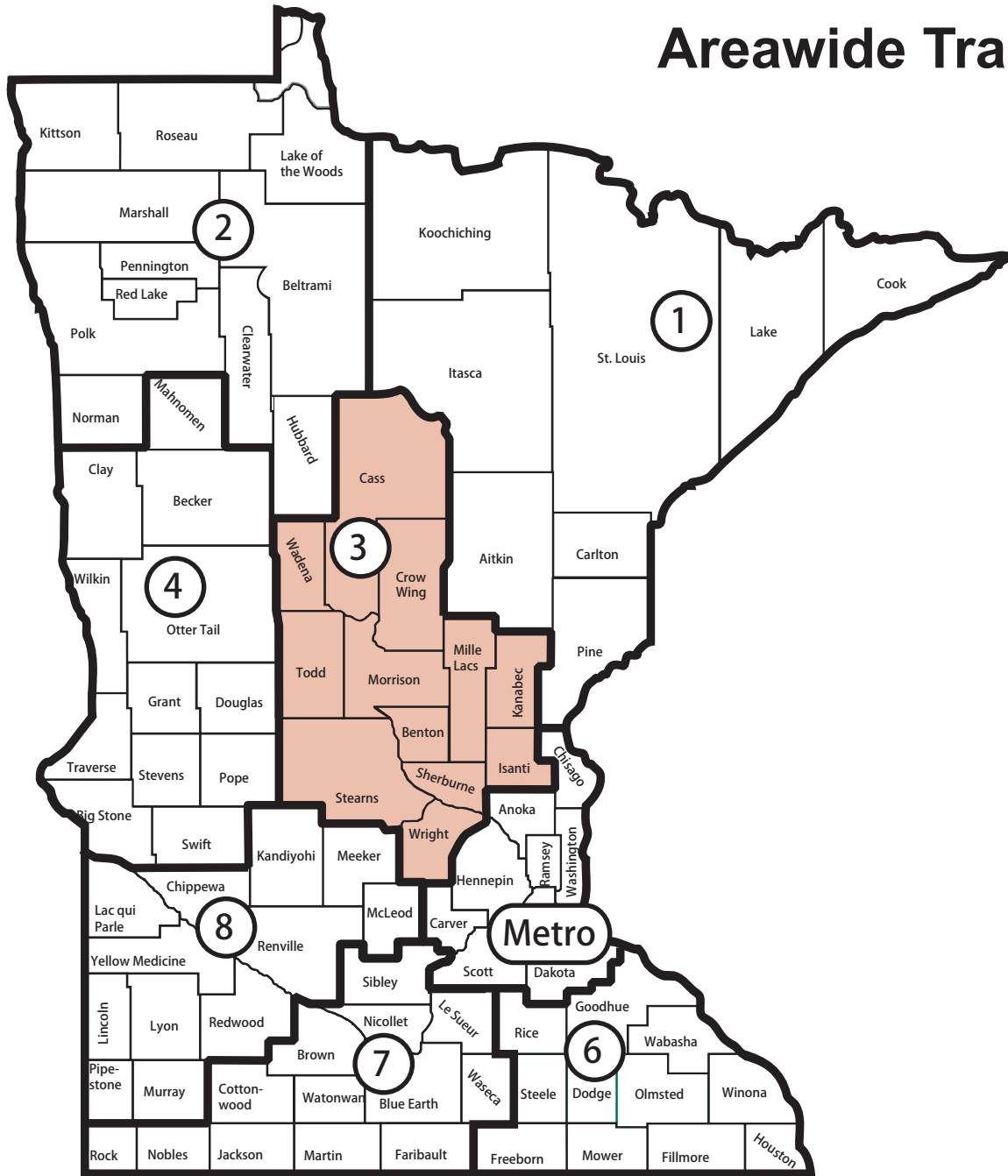
Seq #	Route System	Project Number	Agency	Description	Miles	Program	Type of Work	Proposed Funds	Total	FHWA	AC	FTA	TH	Other
356	BB	TRS-0006-17	MNDOT	PAUL BUNYAN TRANSIT - PURCHASE 1 BUS (400-G) AND BUS RELATED EQUIPMENT	0.0	TR	PURCHASE BUS	STP	82,000	65,600	0	0	0	16,400
357	BB	TRS-0058-17	MNDOT	TRI-VALLEY TRANSIT - PURCHASE 1 BUS (400-G) AND BUS RELATED EQUIPMENT	0.0	TR	PURCHASE BUS	STP	82,000	65,600	0	0	0	16,400
358	BB	TRS-3084-17	MNDOT	ROSEAU CO - PURCHASE 1 BUS (400-G) AND BUS RELATED EQUIPMENT	0.0	TR	PURCHASE BUS	STP	82,000	65,600	0	0	0	16,400
359	CSAH 27	035-627-004	KITTSOON COUNTY	IN LANCASTER ON KITTSOON CSAH 27 FROM JCT OF 2ND ST TO US59 AND IN HALLOCK ON KITTSOON CSAH 40 FROM US75 TO JCT KITTSOON CSAH 37 (SP 035-640-001), RECONSTRUCT URBAN STREET	1.0	RC	GRADE AND SURFACE	STP	625,000	225,000	0	0	0	400,000
360	CSAH 20	060-620-017	POLK COUNTY	FROM POLK CASAH 21 TO THE POLK/MARSHALL CO LINE, BITUMINOUS OVERLAY	11.0	RS	BITUMINOUS OVERLAY	STP	825,600	625,600	0	0	0	200,000
361	CSAH 2	063-602-010	RED LAKE COUNTY	FROM RED LAKE CO CSAH 1, (NE OF RED LAKE FALLS) TO THE RED LAKE/PENNINGTON CO LINE, BITUMINOUS OVERLAY	7.0	RS	BITUMINOUS OVERLAY	STP	980,000	600,000	0	0	0	380,000
362	CITY	115-115-010	CROOKSTON	IN CROOKSTON, ON S MAIN ST FROM THIRD AVE SW TO S BROADWAY ST, BITUMINOUS RECLAIM AND OVERLAY	1.0	RD	BITUMINOUS RECLAMATION	STP	810,663	552,000	0	0	0	258,663
363	US 2	0406-60	MNDOT	BEMIDJI BYPASS - EB & WB LANES, REPAIR 7 BRIDGES: BR #04005, BR #04006, BR #04007, BR #04008, BR #04009, BR #04010 & BR #04023 AND LOWER GRADES UNDER BR #04019 & BR #04023	2.0	BI	BRIDGE REPAIR	NHPP	3,400,000	2,720,000	0	0	680,000	0
364	US 59	3505-19	MNDOT	FROM MN175 TO CANADIAN BORDER, BITUMINOUS MILL AND OVERLAY	17.0	RS	MILL AND OVERLAY	STP	4,340,000	3,472,000	0	0	868,000	0
365	US 75	5406-18	MNDOT	IN HENDRUM, RECONSTRUCT URBAN STREET	1.0	RC	CONCRETE PAVEMENT	STP	3,800,000	2,600,000	0	0	650,000	550,000
366	MN 197	0416-51	MNDOT	IN BEMIDJI, NB & SB - FROM 7TH ST SW TO 3RD ST NW, MILL AND OVERLAY & PED RAMPS	2.0	RS	MILL AND OVERLAY	NHPP	2,000,000	1,600,000	0	0	400,000	0
367	MN 219	4510-17	MNDOT	N OF GOODRIDGE AT VARIOUS LOCATIONS, REPL 4 BRIDGES: BR #6910, BR #6911, BR #6912, & BR #6913 & APPROACHES	0.0	BR	BRIDGE REPLACEMENT	SF	1,900,000	0	0	0	1,900,000	0
368	MN 220	6017-41	MNDOT	8.2 MI N OF EAST GRAND FORKS & 5.6 MI S OF ALVARADO, REPL BR #6970 & BR #6915 & APPROACHES	0.0	BR	BRIDGE REPLACEMENT	STP	1,600,000	1,280,000	0	0	320,000	0
369	MN 999	8802-AM-17	MNDOT	DISTRICTWIDE SETASIDE - COOPERATIVE AGREEMENT - 2017	0.0	AM	COOP. CONST. AGREEMENT	SF	400,000	0	0	0	400,000	0
370	MN 999	8802-CA-17	MNDOT	DISTRICTWIDE - CONSULTANT AGREEMENTS - 2017	0.0	CA	PLANNING	SF	1,000,000	0	0	0	1,000,000	0

ATP: 2
Fiscal Year: 2017

STIP for FY 2014-2017

Seq #	Route System	Project Number	Agency	Description	Miles	Program	Type of Work	Proposed Funds	Total	FHWA	AC	FTA	TH	Other
371	LOCAL 999	8802-EN-17	LOCAL	DISTRICTWIDE - ENHANCEMENT PROGRAM - LOCAL - 2017	0.0	EN	ENHANCEMENT	STP	500,000	400,000	0	0	0	100,000
372	MN 999	8802-MA-17	MNDOT	DISTRICTWIDE - MISC AGREEMENTS - 2017	0.0	MA	MISCELLANEOUS	SF	200,000	0	0	0	200,000	0
373	MN 999	8802-PM-17	MNDOT	DISTRICTWIDE SETASIDE - PAVEMENT MANAGEMENT - 2017	0.0	PM	PREVENTIVE MAINTENANCE	SF	2,200,000	0	0	0	2,200,000	0
374	MN 999	8802-RW-17	MNDOT	DISTRICTWIDE SETASIDE - RIGHT OF WAY - 2017	0.0	RW	RIGHT OF WAY	SF	500,000	0	0	0	500,000	0
375	MN 999	8802-RX-17	MNDOT	DISTRICTWIDE SETASIDE - BARC - 2017	0.0	RX	ROAD REPAIR	SF	2,000,000	0	0	0	2,000,000	0
376	MN 999	8802-SA-17	MNDOT	DISTRICTWIDE SETASIDE - SA/OVERRUN - 2017	0.0	SA	SUPP. AGREE. & COST OVERRUNS	SF	1,200,000	0	0	0	1,200,000	0
377	BB	8802-SETASIDE-17	EAST GRAND FORKS	SECT: 5307 TRANSIT OPERATING ASSISTANCE AND CAPITAL IMPROVEMENT - 2017	0.0	B9	BUS GRANT CAPITAL IMPROVEMENT	FTA LF	412,000	0	0	148,000	0	264,000
378	LOCAL 999	8802-SHL-17	LOCAL	DISTRICTWIDE - LOCAL HSIP - 2017	0.0	SH	SAFETY TARGET	HSIP	888,889	800,000	0	0	0	88,889
379	MN 999	8802-SHS-17	MNDOT	DISTRICTWIDE SETASIDE - MNDOT HSIP - 2017	0.0	SH	SAFETY TARGET	HSIP	777,778	700,000	0	0	77,778	0
									\$30,605,930	\$15,771,400	\$0	\$148,000	\$12,395,778	\$2,290,752

Areawide Transportation Partnership (ATP) Boundaries



DISTRICT 3

Dan D. Anderson
Transportation District Engineer
(218) 828-5703
7694 Industrial Park Road
Baxter, Minnesota 56425-8096

General Information: (218) 828-5700
800-657-3971
FAX: (218) 828-5814

ATP: 3
Fiscal Year: 2014

STIP for FY 2014-2017

Seq #	Route System	Project Number	Agency	Description	Miles	Program	Type of Work	Proposed Funds	Total	FHWA	AC	FTA	TH	Other
380	BB	TRF-0048-14B	METRO BUS	SECT 5307: FIXED ROUTE TRANSIT SERVICE OPERATING ASSISTANCE	0.0	B9	OPERATE BUS	FTA	6,837,659	0	0	1,162,659	0	5,675,000
381	BB	TRF-0048-14D	METRO BUS	SECT 5307: TRANSIT CAPITAL PURCHASES, OFFICE EQUIPMENT & COMPUTERS	0.0	B9	BUS GRANT CAPITAL IMPROVEMENT	FTA	25,000	0	0	20,000	0	5,000
382	BB	TRF-0048-14E	METRO BUS	SECT 5307: TRANSIT CAPITAL PURCHASES, MAINTENANCE TOOLS & EQUIPMENT	0.0	B9	BUS GRANT CAPITAL IMPROVEMENT	FTA	10,000	0	0	8,000	0	2,000
383	BB	TRF-0048-14F	METRO BUS	SECT 5307: TRANSIT CAPITALIZED PREVENTIVE MAINTENANCE	0.0	B9	BUS GRANT CAPITAL IMPROVEMENT	FTA	1,343,211	0	0	1,074,569	0	268,642
384	BB	TRF-0048-14O	METRO BUS	SECT 5307: TRANSIT CAPITAL PURCHASES, 2 SMALL BUSES	0.0	B9	BUS GRANT CAPITAL IMPROVEMENT	FTA	360,000	0	0	288,000	0	72,000
385	BB	TRF-0048-14V	METRO BUS	SECT 5307: TRANSIT CAPITAL PURCHASES, BUS SHELTER AMENITY PROGRAM	0.0	B9	BUS GRANT CAPITAL IMPROVEMENT	FTA	25,000	0	0	20,000	0	5,000
386	BB	TRF-0048-14W	METRO BUS	SECT 5307: TRANSIT CAPITAL PURCHASE, ITS PROJECTS	0.0	B9	BUS GRANT CAPITAL IMPROVEMENT	FTA	50,000	0	0	40,000	0	10,000
387	BB	TRS-0042-14	MNDOT	CITY OF PINE RIVER, PURCHASE ONE BUS (CLASS 300)	0.0	TR	PURCHASE BUS	STP	62,000	49,600	0	0	0	12,400
388	BB	TRS-0055-14	MNDOT	RIVER RIDER, PURCHASE THREE BUSES (CLASS 400)	0.0	TR	PURCHASE BUS	STP	228,000	182,400	0	0	0	45,600
389	BB	TRS-0057-14	MNDOT	TRI-CAP, PURCHASE ONE BUS	0.0	TR	PURCHASE BUS	STP	76,000	60,800	0	0	0	15,200
390	BB	TRF-0057-14-NA	MNDOT	SECT 5317: NEW FREEDOM RURAL FUNDS - TRI-COUNTY ACTIONS PROGRAMS, INC - MOBILITY MANAGEMENT	0.0	NF	BUS GRANT	FTA	87,500	0	0	70,000	0	17,500
391	BB	TRF-0057-14-NB	MNDOT	SECT 5317: NEW FREEDOM RURAL FUNDS - TRI-COUNTY ACTIONS PROGRAMS, INC - MOBILITY MANAGEMENT	0.0	NF	BUS GRANT	FTA	190,000	0	0	95,000	0	95,000
392	BB	TRS-3449-14	MNDOT	CITY OF BRAINERD, PURCHASE ONE BUS	0.0	TR	PURCHASE BUS	STP	76,000	60,800	0	0	0	15,200
393	BB	TRS-7068-14	MNDOT	ISANTI CO, PURCHASE ONE BUS	0.0	TR	PURCHASE BUS	STP	76,000	60,800	0	0	0	15,200
394	BB	TRS-9058-14	MNDOT	KANABEC COUNTY, PURCHASE ONE BUS	0.0	TR	PURCHASE BUS	STP	76,000	60,800	0	0	0	15,200
395	RR	11-00111	MNDOT	BNSF RR, INSTALL GATES AT MULTIPLE TRACKS CROSSING, OAK AVE, M52, CASS LAKE	0.0	SR	RR X-ING IMPROVEMENTS	RRS	425,000	425,000	0	0	0	0

ATP: 3
Fiscal Year: 2014

STIP for FY 2014-2017

Seq #	Route System	Project Number	Agency	Description	Miles	Program	Type of Work	Proposed Funds	Total	FHWA	AC	FTA	TH	Other
396	RR	73-00125	MNDOT	CP/SOO RR, INSTALL GATES AND FLASHING LIGHTS, 150TH ST, T 299, EDEN LAKE TWP (2.5 MI NW EDEN VALLEY)	0.0	SR	RR X-ING IMPROVEMENTS	RRS	275,000	275,000	0	0	0	0
397	PED/BIKE	018-090-007	CROW WING COUNTY	**MN132** CONSTRUCT CUYUNA LAKE TRAIL, CROW WING CSAH 31 TO TH 6/CROW WING CSAH 10 IN DEERWOOD	0.0	BT	PED./BIKE IMPROVEMENT	DEMO	500,000	340,000	0	0	0	160,000
398	CSAH 3	005-603-027AC	BENTON COUNTY	**AC** BENTON COUNTY CSAH 3: BENTON DRIVE TO TH 10, CONDUCT EVIRONMENTAL STUDY (AC PAYBACK 1 OF 1)	0.0	PL	PLANNING	STP	130,137	130,137	0	0	0	0
399	CSAH 3	005-603-028	BENTON COUNTY	**MN162** BENTON COUNTY CSAH 3: BENTON DRIVE TO TH 10, RIGHT OF WAY ACQUISITION (SAFETEA-LU)	0.0	RW	RIGHT OF WAY	DEMO	4,500,000	658,242	0	0	0	3,841,758
400	LOCAL 999	018-070-009	CROW WING COUNTY	CURVE CHEVRON SIGNING	0.0	SH	SIGNING	HSIP	315,000	283,500	0	0	0	31,500
401	CSAH 8	018-608-010	CROW WING COUNTY	TH 18 TO 7.7 MI NORTH, RESURFACING, SHOULDER PAVING, TURN LANES (INCLUDES LOCAL PROJECT ON CR 102 FROM STIMAC RD TO CSAH 12)	8.0	RS	MILL AND OVERLAY	STP	1,400,000	791,200	0	0	0	608,800
402	CSAH 28	018-628-002	CROW WING COUNTY	CROW WING CSAH 12 TO TH 210, RESURFACING, SHOULDER PAVING, TURN LANES, CURB AND GUTTER REHAB	2.0	RS	MILL AND OVERLAY	STP	350,000	280,000	0	0	0	70,000
403	LOCAL 999	030-070-004	ISANTI COUNTY	CHEVRON INSTALLATION AT VARIOUS LOCATIONS IN ISANTI COUNTY	0.0	SH	SIGNING	HSIP	277,200	249,480	0	0	0	27,720
404	LOCAL 999	030-070-005	ISANTI COUNTY	GROUND IN WET REFLECTIVE MARKINGS	0.0	SH	STRIPING	HSIP	303,450	273,105	0	0	0	30,345
405	LOCAL 999	033-070-004	KANABEC COUNTY	RURAL INTERSECTION LIGHTING AND DYNAMIC WARNING SIGNS AT VARIOUS LOCATIONS IN KANABEC COUNTY	0.0	SH	SIGNING	HSIP	277,778	250,000	0	0	0	27,778
406	LOCAL 999	033-070-005	KANABEC COUNTY	**MN231** KANABEC COUNTY - TOWNSHIP SIGN PROGRAM - PRELIMINARY ENGINEERING (PHASE I)	0.0	SC	SIGNING	DEMO	71,000	56,800	0	0	0	14,200
407	LOCAL 999	033-070-006	KANABEC COUNTY	**MN231** KANABEC COUNTY - TOWNSHIP SIGN PROGRAM - CONSTRUCTION (PHASE II)	0.0	SC	SIGNING	DEMO	513,000	410,400	0	0	0	102,600
408	CSAH 4	033-604-018AC	KANABEC COUNTY	**AC** KANABEC CSAH 10 TO TH 47, MILL AND OVERLAY (PAYBACK 1 OF 1)	2.0	RS	MILL AND OVERLAY	STP	328,259	328,259	0	0	0	0
409	CSAH 12	033-612-013AC1	KANABEC COUNTY	**AC** FROM TH 23 TO KANABEC CSAH 6, MILL AND OVERLAY (AC PAYBACK 1 OF 2)	5.0	RS	MILL AND OVERLAY	STP	493,600	493,600	0	0	0	0

ATP: 3
Fiscal Year: 2014

STIP for FY 2014-2017

Seq #	Route System	Project Number	Agency	Description	Miles	Program	Type of Work	Proposed Funds	Total	FHWA	AC	FTA	TH	Other
410	CR 117	048-070-007	MILLE LACS COUNTY	MILLE LACS CR 117 FROM CSAH 1 TO EAST COUNTY LINESHOULDER PAVING, RUMBLE STRIPS WITH SAFETY EDGE	3.0	SH	SHOULDER REPAIR	HSIP	120,000	108,000	0	0	0	12,000
411	CR 122	048-070-008	MILLE LACS COUNTY	ON MILLE LACS CR 122, SHOULDER PAVING, RUMBLE STRIPS, AND SAFETY EDGE	2.0	SH	SHOULDER REPAIR	HSIP	68,000	61,200	0	0	0	6,800
412	LOCAL 999	048-070-009	MILLE LACS COUNTY	COUNTY ROAD 152 AND 155, LANE DEPARTURE SAFETY PROJECT INCLUDING 2' SHOULDER PAVEMENT WITH RUMBLE STRIP AND SAFETY WEDGE	0.0	SH	STRIPING	HSIP	120,000	108,000	0	0	0	12,000
413	PED/BIKE	048-591-004	MILLE LACS	**SRTS** INFRA PRINCETON, CE & CONSTRUCTION FOR PATHS ALONG 12TH STREET N AND 5TH STREET N	0.0	BT	PED/BIKE IMPROVEMENT	SRTS	269,117	269,117	0	0	0	0
414	CSAH 4	048-604-017	MILLE LACS COUNTY	**AC** 0.5 MI S OF MILLE LACS CSAH 13 TO CSAH 12, RECONSTRUCT INCLUDING WIDENING (AC PROJECT - PAYBACK IN 2015)	4.0	RC	GRADE AND SURFACE	STP	1,694,000	415,700	900,000	0	0	1,278,300
415	CSAH 20	049-620-005	MORRISON COUNTY	FROM TH 10 TO MORRISON CSAH 3, MILL AND OVERLAY	4.0	RS	MILL AND OVERLAY	STP	630,686	391,286	0	0	0	239,400
416	LOCAL 999	071-070-022	SHERBURNE COUNTY	CSAH 4 AND CR 39 INTERSECTION IMPROVEMENTS	0.0	SH	TURN LANES	HSIP	605,000	544,500	0	0	0	60,500
417	LOCAL 999	071-070-023	SHERBURNE COUNTY	COUNTYWIDE 6" EDGELINE STRIPING	0.0	SH	STRIPING	HSIP	141,000	126,900	0	0	0	14,100
418	LOCAL 999	071-070-024	SHERBURNE COUNTY	**AC** CSAH 43 AND CSAH 5 INTERSECTION IMPROVEMENTS (AC PROJECT - PAYBACK IN 2015)	0.0	SH	TURN LANES	HSIP	288,600	243,000	167,400	0	0	45,600
419	CSAH 15	071-615-010	SHERBURNE COUNTY	FROM 2000' NORTH OF TH 10 TO BIG LAKE TOWNSHIP 211TH AVENUE, GRADING, BASE, & BITUMINOUS, INCLUDING REALIGNMENT OF SHERBURNE CR 79 INTERSECTION AND REALIGNMENT OF BIG LAKE TOWNSHIP 156TH STREET INTERSECTION	2.0	RC	GRADE AND SURFACE	STP	2,841,000	1,607,500	0	0	0	1,233,500
420	LOCAL 999	073-070-009	STEARNS COUNTY	STEARNS COUNTY INTERSECTION STREET LIGHTING	0.0	SH	STRIPING	HSIP	91,000	81,900	0	0	0	9,100
421	CSAH 133	073-070-010	STEARNS COUNTY	CSAH 133/19TH AVENUE, CONSTRUCT ROUNDABOUT	0.0	SH	MISCELLANEOUS	HSIP	450,000	405,000	0	0	0	45,000
422	CSAH 2	073-602-045	STEARNS COUNTY	**AC** STEARNS CSAH 4 TO CSAH 75, ROADWAY RESURFACING (AC PROJECT - PAYBACK IN 2017)	0.0	RS	MILL AND OVERLAY	STP	198,000	0	792,000	0	0	198,000
423	CSAH 9	073-609-037	STEARNS COUNTY	**AC** STEARNS CSAH 40 TO I 94 IN AVON, BITUMINOUS RECLAMATION (AC PROJECT - PAYBACK IN 2016)	1.0	RC	BITUMINOUS RECLAMATION	STP	400,000	0	600,000	0	0	400,000

ATP: 3
Fiscal Year: 2014

STIP for FY 2014-2017

Seq #	Route System	Project Number	Agency	Description	Miles	Program	Type of Work	Proposed Funds	Total	FHWA	AC	FTA	TH	Other
424	CSAH 34	073-634-007	STEARNS COUNTY	**AC** STEARNS CSAH 66 IN PAYNESVILLE TO TH 22 NORTH OF EDEN VALLEY, RECLAIM AND RESURFACE, INCL. SHOULDERS (AC PROJECT - PAYBACK IN 2015)	10.0	RD	BITUMINOUS RECLAMATION	STP	913,300	0	1,436,700	0	0	913,300
425	LOCAL 999	077-595-001	TODD COUNTY	RESTORATION OF THE EXISTING DEPOT STRUCTURE IN STAPLES	0.0	EN	HISTORIC PRESERVATION	TAP	505,150	404,120	0	0	0	101,030
426	PED/BIKE	080-591-002	WADENA	**SRTS** INFRA WADENA, CE AND CONSTRUCTION FOR SIDEWALKS, CROSSING IMPROVEMENTS, AND SIGNING	0.0	BT	PED./BIKE IMPROVEMENT	SRTS	267,418	267,418	0	0	0	0
427	PED/BIKE	086-090-004AC	WRIGHT COUNTY	**AC** CONSTRUCT BIKE/PED TRAIL ALONG WRIGHT CSAH 34 FROM BEEBE LAKE REGIONAL PARK IN ST MICHAEL TO INTERSECTION OF CSAH 19 & 34 IN HANOVER (AC PAYBACK 1 OF 1)	4.0	EN	PED./BIKE IMPROVEMENT	TAP	164,035	164,035	0	0	0	0
428	CSAH 33	086-633-002	WRIGHT COUNTY	TH 55 TO WRIGHT CSAH 20 IN ROCKFORD, RECLAIM & RESURFACE, INCL. INSTALLING SAFETY EDGE ALONG SHOULDER, CONSTRUCTING RIGHT-TURN & BYPASS LANES, UPDATING SIGNING & INSTALLING STREET LIGHTING AT VARIOUS RURAL INTERSECTIONS	9.0	RD	BITUMINOUS RECLAMATION	STP	1,600,000	720,000	0	0	0	880,000
429	PED/BIKE	108-591-004	BRAINERD	**SRTS** INFRA BRAINERD, CE & CONSTRUCTION OF SIDEWALKS ALONG 10TH AVE NE, 11TH AVE NE, J ST NE, AND L ST NE	0.0	BT	PED./BIKE IMPROVEMENT	SRTS	282,000	282,000	0	0	0	0
430	PED/BIKE	162-090-005	ST CLOUD	**AC** EXTEND BEAVER ISLAND BIKE/PED TRAIL, ST CLOUD CIVIC CENTER NORTH TO 5TH AVENUE ALONG MISSISSIPPI RIVER IN ST CLOUD (AC PROJECT, PAYBACK IN 2015)	0.0	EN	PEDESTRIAN BIKE TRAIL	TAP	2,448,561	493,465	601,439	0	0	1,955,096
431	LOCAL 999	162-151-001	ST. CLOUD	33RD STREET SOUTH PHASE 1: 400' E OF CSAH 75 TO 500' W OF SOUTHWAY DRIVE, EXPAND TO 4-LANE, INCL ROUNDABOUT AT SOUTHWAY DR AND ASSOCIATED FRONTAGE ROAD REVISIONS	0.0	MC	GRADE AND SURFACE	STP	3,500,000	1,900,000	0	0	0	1,600,000
432	PED/BIKE	191-591-002	SAUK RAPIDS	**SRTS** INFRA SAUK RAPIDS CONSTRUCTION ENGINEERING & CONSTRUCTION FOR SIDEWALKS ALONG 11TH STREET NORTH AND 6TH AVENUE NORTH	0.0	BT	PED./BIKE IMPROVEMENT	SRTS	276,600	276,600	0	0	0	0
433	LOCAL 999	213-126-001	BUFFALO	**AC** ON NEW ALIGNMENT TH 25 TO TH 55, CONSTRUCT SETTLERS PARKWAY ON THE SOUTH SIDE OF BUFFALO (AC PROJECT, PAYBACK IN 2015)	1.0	MC	GRADE AND SURFACE	STP	879,000	0	1,081,000	0	0	879,000
434	LOCAL 999	217-112-002	OTSEGO	**AC** LAMBERT AVE TO ODEAN AVE IN OTSEGO, GRADE & SURFACE, INCL BIKE/PED TRAIL (AC PROJECT - PAYBACK IN 2016)	3.0	RC	GRADE AND SURFACE	STP	2,715,000	0	800,000	0	0	2,715,000

ATP: 3
Fiscal Year: 2014

STIP for FY 2014-2017

Seq #	Route System	Project Number	Agency	Description	Miles	Program	Type of Work	Proposed Funds	Total	FHWA	AC	FTA	TH	Other
435	LOCAL 999	220-117-002AC1	SARTELL	**AC** GRADING, AGG BASE, BITUMINOUS SURFACING, CONCRETE CURB & GUTTER, ROUNDABOUTS, STORM SEWER & WATER MAIN FOR 50TH AVENUE FROM JCT CR 120 & 50TH AVE TO 0.429 MI N OF 50TH AVE (AC PAYBACK 1 OF 2)	0.0	MC	GRADE AND SURFACE	STP	172,000	172,000	0	0	0	0
436	MSAS 117	220-117-003	SARTELL	**MN162** ROW ACQUISITION FROM 23RD ST SOUTH TO HERITAGE DR AND FROM HERITAGE DR NORTH TO 4TH AVE CONNECTION AT 2ND ST SOUTH, 1.8 MILES (SAFETEA-LU)	2.0	RW	RIGHT OF WAY	DEMO	590,000	470,001	0	0	0	119,999
437	PED/BIKE	247-591-001	DELANO	**SRTS** INFRA DELANO CONSTRUCTION ENGINEERING AND CONSTRUCTION FOR SIDEWALK/TRAIL CONNECTION ON DELANO SCHOOL CAMPUS	0.0	BT	PED/BIKE IMPROVEMENT	SRTS	292,110	292,110	0	0	0	0
438	MN 15	7303-48	SAINT CLOUD	**TED10** CONSTRUCT NEW INTERCHANGE AT TH 15 AND 33RD STREET IN ST CLOUD AND WAITE PARK, NEW BRIDGE #73046	0.0	AM	GRADE AND BRIDGE	BF	12,400,000	0	0	0	0	12,400,000
439	MN 10	0502-107	MNDOT	**TED12** INTERCHANGE IMPROVEMENTS AT TH 10 AND BENTON CSAH 3 IN SAUK RAPIDS, INCLUDES REHAB BR 05006 (RAILS AND SIDEWALKS) (BENTON COUNTY IS THE LEAD AGENCY) (OTHER FUNDS = 1,463,650 TED 12 & 794,350 LOCAL)	0.0	AM	GRADE AND SURFACE	LF	2,258,000	0	0	0	0	2,258,000
440	US 10	0501-29	MNDOT	TH 10 AND TH 23 INTERCHANGE AREA, RESURFACING	1.0	RS	BITUMINOUS OVERLAY	NHPP	1,600,000	1,280,000	0	0	320,000	0
441	US 10	4903-71	MNDOT	S OF LONG PRAIRIE RIVER TO CUSHING, MICROMILL, ULTRA THIN BONDED WEARING COURSE	16.0	RS	MILL AND OVERLAY	NHPP	4,100,000	3,280,000	0	0	820,000	0
442	MN 12	8602-51	MNDOT	**TED12** CONSTRUCT DELANO NW BUSINESS PARK	0.0	AM	GRADE AND SURFACE	LF	4,918,500	0	0	0	0	4,918,500
443	MN 15	7321-48	MNDOT	INSTALL TRAFFIC QUEUE DETECTION SYSTEM BETWEEN 3RD ST AND 8TH ST IN ST. CLOUD	0.0	SC	TRAFFIC SIGNAL REVISION	SF	200,000	0	0	0	200,000	0
444	MN 15	7321-50	MNDOT	LANDSCAPING AT TH 15/STEARNS CO CSAH 120 INTERCHANGE AREA IN ST CLOUD AND SARTELL	0.0	RB	LANDSCAPING	SF	100,000	0	0	0	100,000	0
445	MN 23	3301-32	MNDOT	END OF BR #33007 OVER GROUNDHOUSE RIVER E OF OGILVIE TO S JCT TH 65 S OF MORA; BITUMINOUS OVERLAY	6.0	RS	MILL AND OVERLAY	SF	2,431,562	0	0	0	2,431,562	0
446	MN 23	7305-119	MNDOT	**ADA** 2014 ADA PROJECT TH 23 IN ST. CLOUD AND WAITE PARK, INCLUDE FIBER OPTIC	2.0	SC	SPOT IMPROVEMENT	SF	460,000	0	0	0	460,000	0

ATP: 3
Fiscal Year: 2014

STIP for FY 2014-2017

Seq #	Route System	Project Number	Agency	Description	Miles	Program	Type of Work	Proposed Funds	Total	FHWA	AC	FTA	TH	Other
447	MN 65	3003-46	MNDOT	ON NBL, FM ANOKA/ISANTI CO LINE TO 1.1 MI S ISANTI CO CSAH 5 IN ISANTI; AND ON SBL, FM 0.7 MI S ISANTI CO CSAH 5 IN ISANTI TO 2.4 MI S TH 95 IN CAMBRIDGE, BITUMINOUS OVERLAY	8.0	RS	BITUMINOUS OVERLAY	NHPP	3,052,873	2,442,298	0	0	610,575	0
448	MN 65	3313-16	MNDOT	4.7 MI N OF TH 107 TO TH 70 IN BRUNSWICK, MILL AND OVERLAY	3.0	RS	CULVERT REPAIR	SF	2,200,000	0	0	0	2,200,000	0
449	US 71	7708-39	MNDOT	IN BROWERVILLE FROM BR #6227 TO BR #6228, RECONSTRUCTION, INCLUDING CURB & GUTTER, SIDEWALK, STORM SEWER, CITY WORK INCLUDES WATER MAIN AND SANITARY SEWER	1.0	RS	MILL AND OVERLAY	NHPP LF	3,425,000	2,160,000	0	0	540,000	725,000
450	MN 84	1111-13	MNDOT	REPLACE BRIDGE (OLD BR#984) WITH NEW BR 11X03 OVER BOY RIVER 0.2 MI S OF LONGVILLE	0.0	BR	BRIDGE REPLACEMENT	SF	800,000	0	0	0	800,000	0
451	I 94	8680-158	MNDOT	**AC** 0.75 M W OF TH 25 TO WRIGHT CO CSAH 18 IN MONTICELLO, RECONSTRUCTION, INCLUDING EB & WB AUXILIARY LANES, REPLACE PAVEMENT (AC PROJECT - PAYBACK IN 2015)	2.0	RC	GRADE AND SURFACE	NHPP	13,700,000	12,274,444	555,556	0	1,425,556	0
452	I 94	8680-158S	MNDOT	0.8 M W OF TH 25 TO WRIGHT CO CSAH 18 IN MONTICELLO, RECONSTRUCTION INCL EB & WB AUXILIARY LANES, REPLACE PAVEMENT (HSIP PROJECT)	2.0	SH	GRADE AND SURFACE	HSIP	1,244,444	1,120,000	0	0	124,444	0
453	MN 95	3006-36	MNDOT	REPLACE BR #9173 (WITH NEW BR. #30001) OVER RUM RIVER 0.6 W OF CAMBRIDGE	1.0	BR	BRIDGE REPLACEMENT	NHPP	5,800,000	4,640,000	0	0	1,160,000	0
454	MN 371	1117-23	MNDOT	N END OF PINE RIVER TO BACKUS, MILL AND OVERLAY, PAVE SHOULDERS	17.0	RS	MILL AND OVERLAY	NHPP	2,138,486	1,710,789	0	0	427,697	0
455	MN 371	1810-100	MNDOT	LANDSCAPING ALONG TH 371 THROUGH NISSWA	1.0	RB	LANDSCAPING	SF	40,000	0	0	0	40,000	0
456	MN 999	8823-277	MNDOT	DISTRICTWIDE RR CIRCUITRY PROJECT	0.0	SR	RR X-ING IMPROVEMENTS	SF	225,000	0	0	0	225,000	0
457	MN 999	8803-AM-14	MNDOT	DISTRICTWIDE SET ASIDES - COOPERATIVE AGREEMENTS - 2014	0.0	AM	COOP. CONST. AGREEMENT	SF	1,500,000	0	0	0	1,500,000	0
458	MN 999	8803-CA-14	MNDOT	DISTRICTWIDE SET ASIDES - CONSULTANT AGREEMENTS - 2014	0.0	CA	MISCELLANEOUS	SF	1,200,000	0	0	0	1,200,000	0
459	MN 999	8803-MA-14	MNDOT	DISTRICTWIDE SET ASIDES - MISC AGREEMENTS - 2014	0.0	MA	UTILITY AGREEMENT	SF	800,000	0	0	0	800,000	0
460	MN 999	8803-RB-14	MNDOT	DISTRICTWIDE SET ASIDES - LANDSCAPING - 2014	0.0	RB	LANDSCAPE PARTNERSHIP	SF	30,000	0	0	0	30,000	0

ATP: 3
Fiscal Year: 2014

STIP for FY 2014-2017

Seq #	Route System	Project Number	Agency	Description	Miles	Program	Type of Work	Proposed Funds	Total	FHWA	AC	FTA	TH	Other
461	MN 999	8803-RW-14	MNDOT	DISTRICTWIDE SET ASIDES - RIGHT-OF-WAY - 2014	0.0	RW	RIGHT OF WAY	SF	3,360,000	0	0	0	3,360,000	0
462	MN 999	8803-RX-14	MNDOT	DISTRICTWIDE SET ASIDES - MISC ROAD & BRIDGE REPAIR (BARC) - 2014	0.0	RX	ROAD REPAIR	SF	4,675,000	0	0	0	4,675,000	0
463	MN 999	8803-SA-14	MNDOT	DISTRICTWIDE SET ASIDES - SUPPLEMENTAL AGREEMENTS/OVERRUNS - 2014	0.0	SA	SUPP. AGREE. & COST OVERRUNS	SF	3,500,000	0	0	0	3,500,000	0
464	MN 999	8803-SC-14	MNDOT	DISTRICTWIDE SET ASIDES - SAFETY IMPROVEMENTS - 2014	0.0	SC	TRAFFIC MGMT. SYSTEM	SF	300,000	0	0	0	300,000	0
									\$118,662,236	\$44,431,306	\$6,934,095	\$2,778,228	\$27,249,834	\$44,202,868

ATP: 3
Fiscal Year: 2015

STIP for FY 2014-2017

Seq #	Route System	Project Number	Agency	Description	Miles	Program	Type of Work	Proposed Funds	Total	FHWA	AC	FTA	TH	Other
465	BB	TRF-0048-15B	METRO BUS	SECT 5307:ST. CLOUD FR TRANSIT OPERATING ASSISTANCE	0.0	B9	OPERATE BUS	FTA	7,174,286	0	0	1,174,286	0	6,000,000
466	BB	TRF-0048-15D	METRO BUS	SECT 5307: TRANSIT CAPITAL PURCHASES OFFICE EQUIPMENT AND COMPUTERS	0.0	B9	BUS GRANT CAPITAL IMPROVEMENT	FTA	25,000	0	0	20,000	0	5,000
467	BB	TRF-0048-15E	METRO BUS	SECT 5307: TRANSIT CAPITAL PURCHASES MAINTENANCE TOOLS AND EQUIPMENT	0.0	B9	BUS GRANT CAPITAL IMPROVEMENT	FTA	10,000	0	0	8,000	0	2,000
468	BB	TRF-0048-15F	METRO BUS	SECT 5307: CAPITALIZED PREVENTIVE MAINTENANCE	0.0	B9	BUS GRANT CAPITAL IMPROVEMENT	FTA	1,237,858	0	0	988,286	0	249,572
469	BB	TRF-0048-15V	METRO BUS	SECT 5307: TRANSIT CAPITAL PURCHASE, BUS SHELTER TRANSIT AMENITY	0.0	B9	BUS GRANT CAPITAL IMPROVEMENT	FTA	20,000	0	0	16,000	0	4,000
470	BB	TRF-0048-15W	METRO BUS	SECT 5307: TRANSIT CAPITAL PURCHASE, ITS PROJECTS	0.0	B9	BUS GRANT CAPITAL IMPROVEMENT	FTA	25,000	0	0	20,000	0	5,000
471	BB	TRS-0048-15	METRO BUS	ST CLOUD METRO BUS PURCHASE 3 SMALL BUSES	0.0	TR	PURCHASE BUS	STP	480,000	320,000	0	0	0	160,000
472	BB	TRS-0055-15	MNDOT	RIVER RIDER TRANSIT, PURCHASE ONE BUS (CLASS 400)	0.0	TR	PURCHASE BUS	STP	78,000	62,400	0	0	0	15,600
473	BB	TRS-0057-15	MNDOT	TRI-CAP TRANSIT, PURCHASE OF ONE BUS (CLASS 400)	0.0	TR	PURCHASE BUS	STP	78,000	62,400	0	0	0	15,600
474	BB	TRS-3449-15	MNDOT	BRAINERD/CROW WING COUNTY PUBLIC TRANSIT, PURCHASE ONE BUS (CLASS 400)	0.0	TR	PURCHASE BUS	STP	78,000	62,400	0	0	0	15,600
475	BB	TRS-7067-15	MNDOT	RAINBOW RIDER PUBLIC TRANSIT, PURCHASE ONE BUS (CLASS 400)	0.0	TR	PURCHASE BUS	STP	78,000	62,400	0	0	0	15,600
476	BB	TRS-7068-15	MNDOT	ISANTI HEARTLAND EXPRESS, PURCHASE ONE BUS (CLASS 400)	0.0	TR	PURCHASE BUS	STP	78,000	62,400	0	0	0	15,600
477	RR	18-00112	MNDOT	BNSF RR, INSTALL GATES AND FLASHING LIGHTS, CR 111, RABBIT LAKE TWP (3 MI NE OF DEERWOOD)	0.0	SR	RR X-ING IMPROVEMENTS	RRS	275,000	275,000	0	0	0	0
478	RR	86-00129	MNDOT	CP/SOO RR, INSTALL GATES AND FLASHING LIGHTS, S MYRTLE DR, M 12, ANNANDALE	0.0	SR	RR X-ING IMPROVEMENTS	RRS	275,000	275,000	0	0	0	0
479	LOCAL 999	018-070-010	CROW WING COUNTY	INTERSECTION CONFLICT WARNING SYSTEM	0.0	SH	MISCELLANEOUS	HSIP	120,000	108,000	0	0	0	12,000

ATP: 3
Fiscal Year: 2015

STIP for FY 2014-2017

Seq #	Route System	Project Number	Agency	Description	Miles	Program	Type of Work	Proposed Funds	Total	FHWA	AC	FTA	TH	Other
480	CSAH 36	018-636-008	CROW WING COUNTY	RECONSTRUCT FROM CROW WING CSAH 37 IN CROSS LAKE TO CR 114	5.0	RC	GRADE AND SURFACE	STP	2,585,000	2,068,000	0	0	0	517,000
481	LOCAL 999	030-070-006	ISANTI COUNTY	GROUND IN WET REFLECTIVE MARKINGS	0.0	SH	STRIPING	HSIP	295,711	266,140	0	0	0	29,571
482	CSAH 12	033-612-013AC2	KANABEC COUNTY	**AC** FROM TH 23 TO KANABEC CSAH 6, MILL & OVERLAY (AC PAYBACK 2 OF 2)	5.0	RS	MILL AND OVERLAY	STP	220,800	220,800	0	0	0	0
483	LOCAL 999	048-070-010	MILLE LACS COUNTY	COUNTYWIDE 6" EDGELINE STRIPING	0.0	SH	STRIPING	HSIP	67,750	60,975	0	0	0	6,775
484	CSAH 4	048-604-017AC	MILLE LACS COUNTY	**AC** MILLE LACS CSAH 13 TO MILLE LACS CSAH 12, RECONSTRUCTION INCLUDING WIDENING (AC PAYBACK 1 OF 1)	4.0	RC	GRADE AND SURFACE	STP	900,000	900,000	0	0	0	0
485	LOCAL 999	049-070-014	MORRISON COUNTY	GROUND-IN PAVEMENT MESSAGES	0.0	SH	MISCELLANEOUS	HSIP	233,000	209,700	0	0	0	23,300
486	CSAH 19	049-619-009	MORRISON COUNTY	RECONSTRUCT FROM TODD CO CSAH 2 TO TH 238, IN THE CITY OF UPSALA	3.0	RC	GRADE AND SURFACE	STP	950,000	582,900	0	0	0	367,100
487	LOCAL 999	071-070-024AC	SHERBURNE COUNTY	**AC** CSAH 43 AND CSAH 5 INTERSECTION IMPROVEMENTS (AC PAYBACK 1 OF 1)	0.0	SH	TURN LANES	HSIP	167,400	167,400	0	0	0	0
488	LOCAL 999	071-070-025	SHERBURNE COUNTY	VARIOUS COUNTY ROADS - 8" RUMBLE STRIP, 6" EDGELINE STRIPE	0.0	SH	STRIPING	HSIP	100,000	90,000	0	0	0	10,000
489	CR 42	071-070-026	SHERBURNE COUNTY	2' SHOULDER PAVING, SAFETY EDGE, 8" RUMBLE STRIP, 6" EDGELINE STRIPE	0.0	SH	STRIPING	HSIP	94,000	84,600	0	0	0	9,400
490	CR 83	071-070-027	SHERBURNE COUNTY	2' SHOULDER PAVING, SAFETY EDGE, 8" RUMBLE STRIP, 6" EDGELINE STRIPE	0.0	SH	STRIPING	HSIP	95,000	85,500	0	0	0	9,500
491	CR 93	071-070-028	SHERBURNE COUNTY	2' SHOULDER PAVING, SAFETY EDGE, 8" RUMBLE STRIP, 6" EDGELINE STRIPE	0.0	SH	STRIPING	HSIP	91,000	81,900	0	0	0	9,100
492	CR 51	071-070-029	SHERBURNE COUNTY	2' SHOULDER PAVING, SAFETY EDGE, 8" RUMBLE STRIP, 6" EDGELINE STRIPE	0.0	SH	STRIPING	HSIP	117,000	105,300	0	0	0	11,700
493	CSAH 10	071-070-030	SHERBURNE COUNTY	2' SHOULDER PAVING, SAFETY EDGE, 8" RUMBLE STRIP, 6" EDGELINE STRIPE	0.0	SH	STRIPING	HSIP	106,000	95,400	0	0	0	10,600
494	CSAH 34	073-634-007AC	STEARNS COUNTY	**AC** STEARNS CSAH 66 IN PAYNESVILLE TO TH 22 NORTH OF EDEN VALLEY, RECLAIM AND RESURFACE, INCL. SHOULDERS (AC PAYBACK 1 OF 1)	10.0	RD	BITUMINOUS RECLAMATION	STP	1,436,700	1,436,700	0	0	0	0

ATP: 3
Fiscal Year: 2015

STIP for FY 2014-2017

Seq #	Route System	Project Number	Agency	Description	Miles	Program	Type of Work	Proposed Funds	Total	FHWA	AC	FTA	TH	Other
495	CSAH 120	073-720-002AC	STEARNS COUNTY	**AC** SAFETY IMPROVEMENTS FROM 500 FEET WEST OF 50TH AVENUE TO CONNECTICUT AVENUE IN SARTELL (AC PAYBACK 1 OF 1)	0.0	SC	MEDIAN BARRIER	STP	372,092	372,092	0	0	0	0
496	LOCAL 999	077-070-006	TODD COUNTY	GROUND IN WET REFLECTIVE PAVEMENT MARKING PROJECT	0.0	SH	STRIPING	HSIP	296,667	267,000	0	0	0	29,667
497	LOCAL 999	080-070-004	WADENA COUNTY	INTERSECTION LIGHTING	0.0	SH	LIGHTING	HSIP	29,200	26,280	0	0	0	2,920
498	PED/BIKE	162-090-005AC	ST CLOUD	**AC** EXTEND BEAVER ISLAND BIKE/PED TRAIL, ST CLOUD CIVIC CENTER NORTH TO 5TH AVENUE ALONG MISSISSIPPI RIVER IN ST CLOUD (AC PAYBACK 1 OF 1)	0.0	EN	PEDESTRIAN BIKE TRAIL	TAP	601,439	601,439	0	0	0	0
499	PED/BIKE	162-090-006AC	ST. CLOUD	**AC** BEAVER ISLAND TRAIL EXTENSION FROM 33RD STREET SOUTH TO MISSISSIPPI RIVER BLUFFS REGIONAL PARK IN THE CITY OF ST CLOUD (AC PAYBACK 1 OF 1)	1.0	EN	PEDESTRIAN BIKE TRAIL	TAP	278,000	278,000	0	0	0	0
500	PED/BIKE	204-090-003	ELK RIVER	CONSTRUCT MISSING SEGMENTS OF BIKE/PED TRAIL ALONG TWIN LAKES ROAD FROM EXISTING HOUSING DEVELOPMENTS IN ELK RIVER TO THE ELK RIVER NORTHSTAR COMMUTER RAIL STATION AND UPGRADE PED RAMPS TO ADA GUIDELINES	1.0	EN	PED/BIKE IMPROVEMENT	TAP	222,500	160,000	0	0	0	62,500
501	LOCAL 999	213-126-001AC	BUFFALO	**AC** ON NEW ALIGNMENT TH 25 TO TH 55, CONSTRUCT SETTLERS PARKWAY ON THE SOUTH SIDE OF BUFFALO (AC PAYBACK 1 OF 1)	1.0	MC	GRADE AND SURFACE	STP	1,081,000	1,081,000	0	0	0	0
502	LOCAL 999	220-117-002AC2	SARTELL	**AC** GRADING, AGG BASE, BITUMINOUS SURFACING, CONCRETE CURB AND GUTTER, ROUNDABOUTS, STORM SEWER AND WATER MAIN FOR 50TH AVE FROM JCT CR 120 AND 50TH AVE TO 0.429 MI N OF 50TH AVE (AC PAYBACK, 2 OF 2)	0.0	MC	GRADE AND SURFACE	STP	192,000	192,000	0	0	0	0
503	CSAH 75	222-010-003	CITY OF MONTICELLO	**AC** JCT TH 25 AND CSAH 75 (BROADWAY) IN MONTICELLO, SAFETY AND OPERATIONAL IMPROVEMENTS INCLUDING ACCESS MODIFICATIONS, TURN LANES, CONCRETE MEDIAN AND SIGNAL SYSTEM REVISIONS (AC PROJECT - PAYBACK IN 2017) (ASSOCIATED W/SP 8605-52)	0.0	RC	CHANNELIZATION	STP	1,394,000	0	1,200,000	0	0	1,394,000
504	PED/BIKE	233-090-001	SAINT JOSEPH	MINNESOTA ST W PEDESTRIAN TRAIL FROM 4TH AVE NW TO 0.25 MI WEST & MINNESOTA ST W LIGHTING IMPROVEMENTS	0.0	EN	PEDESTRIAN BIKE TRAIL	TAP	425,000	110,000	0	0	0	315,000
505	MN 4	7301-35	MNDOT	REPLACE BRIDGE #5917 OVER SAUK RIVER, 1.1 MI S OF I 94, NEW BR NO. 73047	0.0	BR	BRIDGE REPLACEMENT	SF	1,481,971	0	0	0	1,481,971	0

ATP: 3
Fiscal Year: 2015

STIP for FY 2014-2017

Seq #	Route System	Project Number	Agency	Description	Miles	Program	Type of Work	Proposed Funds	Total	FHWA	AC	FTA	TH	Other
506	US 10	0502-103	MNDOT	**ELLA** BENTON CO CSAH 4 TO 0.2 MI W OF RAILROAD CROSSING NEAR ST. GERMAIN IN ST CLOUD, UNBONDED CONCRETE OVERLAY, EB & WB AND ON TH 15 FROM JCT TH 10 TO 1.0 MI S, RECONSTRUCTION (ASSOCIATED TO SP 0509-34)	8.0	RC	UNBONDED CONCRETE OVERLAY	NHPP	14,425,000	11,540,000	0	0	2,885,000	0
507	US 10	7103-58	MNDOT	1.2 MI E OF TH 23 IN ST CLOUD TO 475 FT. W OF 52ND ST, MILL & OVERLAY	5.0	RS	MILL AND OVERLAY	STP	2,040,000	1,632,000	0	0	408,000	0
508	US 12	8602-50	MNDOT	INSTALL CONTINUOUS T-SIGNAL SYSTEM AT E JCT TH 25 S OF BUFFALO (HSIP PROJECT)	0.0	SH	TURN LANES	HSIP	1,100,000	990,000	0	0	110,000	0
509	MN 15	7302-22	MNDOT	MEEKER/STEARNS CO LINE TO KIMBALL, MILL AND OVERLAY	2.0	SC	MILL AND OVERLAY	NHPP	838,041	670,433	0	0	167,608	0
510	MN 23	7305-117	MNDOT	RURAL INTERSECTION WARNING SYSTEM AT STEARNS CR 158 COLD SPRING GRANITE	0.0	SC	TURN LANES	SF	145,000	0	0	0	145,000	0
511	MN 25	8605-50	MNDOT	0.3 MI S OF WRIGHT CO CR 106 TO 0.1 MI S OF SCHOOL BLVD IN MONTICELLO, RECONSTRUCTION, INSTALL TRAFFIC SIGNAL AT CR 106; AND FROM 0.1 MI S OF SCHOOL BLVD TO JCT I 94, MILL AND OVERLAY	2.0	RC	GRADE AND SURFACE	NHPP	6,100,000	4,880,000	0	0	1,220,000	0
512	MN 25	8604-36	CITY OF BUFFALO	**CIMS** 1ST ST S TO 8TH ST NW IN BUFFALO, RECONSTRUCTION, INCL. ROUNDABOUT, PED/BIKE FACILITIES, UTILITIES AND DRAINAGE IMPROVEMENTS (CIMS AMOUNT IS \$2,100,000) (CITY IS LEAD AGENCY)	0.0	AM	CHANNELIZATION	SF LF	3,800,000	0	0	0	2,100,000	1,700,000
513	CSAH 75	8605-52	CITY OF MONTICELLO	**CIMS** JCT TH 25 AND CSAH 75 (BROADWAY) IN MONTICELLO, SAFETY AND OPERATIONAL IMPROVEMENTS INCLUDING ACCESS MODIFICATIONS, TURN LANES, CONCRETE MEDIAN AND SIGNAL SYSTEM REVISIONS (CIMS AMOUNT IS \$506,000) (CITY IS LEAD AGENCY) (ASSOCIATED W/SP 222-010-003)	0.0	AM	CHANNELIZATION	SF	506,000	0	0	0	506,000	0
514	MN 84	1110-11	MNDOT	REPLACE BRIDGE #6499 OVER NORWAY BROOK DAM IN PINE RIVER	0.0	BR	BRIDGE REPLACEMENT	STP	3,043,334	2,434,667	0	0	608,667	0
515	MN 84	1110-12	MNDOT	REPLACE BRIDGE #6974 OVER ADA BROOK, 7.3 MI N OF PINE RIVER, NEW BR NO. 11002	0.0	BR	BRIDGE REPLACEMENT	SF	575,933	0	0	0	575,933	0
516	I 94	8680-160	MNDOT	REPAIR RAILING, APPROACH PANEL, MILL AND OVERLAY BRIDGE #86810 UNDER WRIGHT CO CR 111, 7 MI W OF JCT TH 25	0.0	BI	BRIDGE REPAIR	NHPP	409,500	368,550	0	0	40,950	0
517	I 94	8680-158AC	MNDOT	**AC** 0.75 MI W OF TH 25 TO WRIGHT CO CSAH 18 IN MONTICELLO, RECONSTRUCTION, INCLUDING EB & WB AUXILIARY LANES, REPLACE PAVEMENT (AC PAYBACK 1 OF 1)	2.0	RC	GRADE AND SURFACE	NHPP	555,556	555,556	0	0	0	0

ATP: 3
Fiscal Year: 2015

STIP for FY 2014-2017

Seq #	Route System	Project Number	Agency	Description	Miles	Program	Type of Work	Proposed Funds	Total	FHWA	AC	FTA	TH	Other
518	I 94	8680-167	MNDOT	WRIGHT CO. CSAH 75 AT MONTICELLO TO THE CROW RIVER BRIDGE (EB ONLY), MILL AND OVERLAY	10.0	RS	MILL AND INLAY	NHPP	3,960,000	3,564,000	0	0	396,000	0
519	MN 115	4908-4969A	MNDOT	PRESERVE BRIDGE #4969 OVER MISSISSIPPI RIVER AT CAMP RIPLEY	0.0	BI	BRIDGE REPAIR	SF	117,000	0	0	0	117,000	0
520	US 169	1804-5265A	MNDOT	PRESERVE BRIDGE #5265 OVER DRY STREAM, 0.5 MI S OF JCT TH 18	0.0	BI	BRIDGE REPAIR	NHPP	292,500	234,000	0	0	58,500	0
521	US 169	4814-52	MNDOT	REPLACE BRIDGE #6657 OVER RUM RIVER IN VINELAND	0.0	BR	BRIDGE REPLACEMENT	NHPP	1,575,762	1,260,610	0	0	315,152	0
522	US 169	4814-3355A	MNDOT	PRESERVE BRIDGE #3355 OVER WHITE FISH CREEK, 2.2 MI S OF AITKIN/MILLE LACS CO LINE	0.0	BI	BRIDGE REPAIR	NHPP	175,500	140,400	0	0	35,100	0
523	MN 210	1807-27	MNDOT	TRAFFIC SIGNAL AND GEOMETRIC IMPROVEMENTS AT JCT TH 210 AND TH 6 IN DEERWOOD	0.0	SC	TRAFFIC SIGNAL INST.	SF	854,700	0	0	0	854,700	0
524	MN 210	1807-28	MNDOT	**ADA** 2015 ADA PROJECT TH 210 AND TH 6 IN CROSBY	1.0	SC	SPOT IMPROVEMENT	NHPP	250,000	200,000	0	0	50,000	0
525	MN 371	1120-55M	MNDOT	WALKER TO RR CROSSING S OF CASS LAKE, MILL AND OVERLAY (DESIGNED BY DISTRICT 2, ATP-3 PORTION)	20.0	RS	MILL AND OVERLAY	NHPP	4,588,935	3,671,148	0	0	917,787	0
526	MN 999	8823-243	MNDOT	DISTRICTWIDE SIGNING UPGRADE PROJECT	0.0	SC	TRAFFIC SIGNAL REVISION	SF	450,000	0	0	0	450,000	0
527	MN 999	8803-AM-15	MNDOT	DISTRICTWIDE SET ASIDES - COOPERATIVE AGREEMENTS - 2015	0.0	AM	COOP. CONST. AGREEMENT	SF	1,000,000	0	0	0	1,000,000	0
528	MN 999	8803-CA-15	MNDOT	DISTRICTWIDE SET ASIDES - CONSULTANT AGREEMENTS - 2015	0.0	CA	MISCELLANEOUS	SF	1,200,000	0	0	0	1,200,000	0
529	MN 999	8803-MA-15	MNDOT	DISTRICTWIDE SET ASIDES - MISC AGREEMENTS - 2015	0.0	MA	UTILITY AGREEMENT	SF	800,000	0	0	0	800,000	0
530	MN 999	8803-RB-15	MNDOT	DISTRICTWIDE SET ASIDES - LANDSCAPING - 2015	0.0	RB	LANDSCAPE PARTNERSHIP	SF	30,000	0	0	0	30,000	0
531	MN 999	8803-RW-15	MNDOT	DISTRICTWIDE SET ASIDES - RIGHT-OF-WAY - 2015	0.0	RW	RIGHT OF WAY	SF	9,400,000	0	0	0	9,400,000	0
532	MN 999	8803-RX-15	MNDOT	DISTRICTWIDE SET ASIDES - MISC ROAD & BRIDGE REPAIR (BARC) - 2015	0.0	RX	ROAD REPAIR	SF	6,000,000	0	0	0	6,000,000	0
533	MN 999	8803-SA-15	MNDOT	DISTRICTWIDE SET ASIDES - SUPPLEMENTAL AGREEMENTS/OVERRUNS - 2015	0.0	SA	SUPP. AGREE. & COST OVERRUNS	SF	4,600,000	0	0	0	4,600,000	0

ATP: 3
Fiscal Year: 2015

STIP for FY 2014-2017

Seq #	Route System	Project Number	Agency	Description	Miles	Program	Type of Work	Proposed Funds	Total	FHWA	AC	FTA	TH	Other
534	MN 999	8803-SC-15	MNDOT	DISTRICTWIDE SET ASIDES - SAFETY IMPROVEMENTS - 2015	0.0	SC	TRAFFIC MGMT. SYSTEM	SF	300,000	0	0	0	300,000	0
535	LOCAL 999	8803-SHL-15	MNDOT	DISTRICTWIDE SETASIDES - HIGHWAY SAFETY IMPROVEMENT PROGRAM - 2015	0.0	SH	SAFETY TARGET	HSIP	270,000	243,000	0	0	0	27,000
536	MN 999	8803-SHS-15	MNDOT	DISTRICTWIDE SETASIDES - DISTRICT 3 HSIP - 2015	0.0	SH	SAFETY TARGET	HSIP	144,444	130,000	0	0	14,444	0
									\$93,412,579	\$43,347,490	\$1,200,000	\$2,226,572	\$36,787,812	\$11,050,705

ATP: 3
Fiscal Year: 2016

STIP for FY 2014-2017

Seq #	Route System	Project Number	Agency	Description	Miles	Program	Type of Work	Proposed Funds	Total	FHWA	AC	FTA	TH	Other
537	BB	TRF-0048-16B	METRO BUS	SECT 5307: ST CLOUD RR OPERATING ASSISTANCE	0.0	B9	OPERATE BUS	FTA	7,786,029	0	0	1,186,029	0	6,600,000
538	BB	TRF-0048-16D	METRO BUS	SECT 5307: TRANSIT CAPITAL PURCHASES OFFICE EQUIPMENT AND COMPUTERS	0.0	B9	BUS GRANT CAPITAL IMPROVEMENT	FTA	25,000	0	0	20,000	0	5,000
539	BB	TRF-0048-16E	METRO BUS	SECT 5307: TRANSIT CAPITAL PURCHASES MAINTENANCE TOOLS AND EQUIPMENT	0.0	B9	BUS GRANT CAPITAL IMPROVEMENT	FTA	10,000	0	0	8,000	0	2,000
540	BB	TRF-0048-16F	METRO BUS	SECT 5307: ST CLOUD METRO BUS CAPITALIZED PREVENTIVE MAINTENANCE	0.0	B9	BUS GRANT CAPITAL IMPROVEMENT	FTA	1,382,036	0	0	1,105,629	0	276,407
541	BB	TRF-0048-16V	METRO BUS	SECT 5307: TRANSIT CAPITAL PURCHASE, BUS SHELTER TRANSIT AMENITY	0.0	B9	BUS GRANT CAPITAL IMPROVEMENT	FTA	20,000	0	0	16,000	0	4,000
542	BB	TRS-0048-16	METRO BUS	ST CLOUD METRO BUS PURCHASE 2 SMALL CNG BUSES	0.0	TR	PURCHASE BUS	STP	340,000	267,600	0	0	0	72,400
543	BB	TRS-0055-16	MNDOT	RIVER RIDER TRANSIT, PURCHASE ONE BUS (CLASS 500)	0.0	TR	PURCHASE BUS	STP	146,000	116,800	0	0	0	29,200
544	BB	TRS-0057-16	MNDOT	TRI-CAP TRANSIT, PURCHASE OF 2 BUSES (CLASS 400)	0.0	TR	PURCHASE BUS	STP	160,000	128,000	0	0	0	32,000
545	BB	TRS-3449-16	MNDOT	BRAINERD/CROW WING COUNTY PUBLIC TRANSIT, PURCHASE ONE BUS (CLASS 400)	0.0	TR	PURCHASE BUS	STP	80,000	64,000	0	0	0	16,000
546	BB	TRS-7068-16	MNDOT	ISANTI HEARTLAND EXPRESS, PURCHASE ONE BUS (CLASS 500)	0.0	TR	PURCHASE BUS	STP	146,000	115,000	0	0	0	31,000
547	BB	TRS-9018-16	MNDOT	WADENA CO, FRIENDLY RIDER PUBLIC TRANSIT, PURCHASE ONE BUS (CLASS 400)	0.0	TR	PURCHASE BUS	STP	80,000	64,000	0	0	0	16,000
548	BB	TRS-9058-16	MNDOT	KANABEC COUNTY, PURCHASE ONE BUS (CLASS 400)	0.0	TR	PURCHASE BUS	STP	80,000	64,000	0	0	0	16,000
549	RR	49-00135	MNDOT	BNSF RR, INSTALL GATES AND FLASHING LIGHTS, CSAH 5, BEAR RD, CUSHING TWP	0.0	SR	RR X-ING IMPROVEMENTS	RRS	275,000	275,000	0	0	0	0
550	RR	73-00127	MNDOT	CP/SOO RR, INSTALL GATES AND FLASHING LIGHTS, EDEN LAKE TWP (3.0 MI NW EDEN VALLEY)	0.0	SR	RR X-ING IMPROVEMENTS	RRS	275,000	275,000	0	0	0	0
551	CSAH 3	005-603-029	BENTON COUNTY	CSAH 3 FROM BENTON DR TO TH 10 - ROADWAY EXPANSION	0.0	RS	GRADE AND SURFACE	STP	2,040,500	1,632,400	0	0	0	408,100
552	CSAH 1	011-601-023	CASS COUNTY	CR 107 TO CSAH 29 IN CASS CO, RECONSTRUCTION AND SHOULDER WIDENING	3.0	RC	GRADE AND SURFACE	STP	1,050,000	745,500	0	0	0	304,500

ATP: 3
Fiscal Year: 2016

STIP for FY 2014-2017

Seq #	Route System	Project Number	Agency	Description	Miles	Program	Type of Work	Proposed Funds	Total	FHWA	AC	FTA	TH	Other
553	CSAH 45	018-645-006	CROW WING COUNTY	CROW WING CSAH 2 TO CR 117 IN BRAINERD, MILL AND OVERLAY, SHOULDER PAVING	9.0	RC	MILL AND OVERLAY	STP	950,000	713,100	0	0	0	236,900
554	CSAH 5	033-605-019	KANABEC COUNTY	**AC** CSAH 17 TO CSAH 1 IN KANABEC CO, MILL AND OVERLAY (AC PROJECT, PAYBACK IN 2017)	6.0	RS	MILL AND OVERLAY	STP	549,300	352,000	350,700	0	0	197,300
555	CSAH 4	071-604-034	SHERBURNE COUNTY	CSAH 4 FROM US 169 IN ZIMMERMAN TO E COUNTY LINE (ISANTI CSAH 8), RECLAIM AND BITUMINOUS PAVEMENT	0.0	RD	BITUMINOUS RECLAMATION	STP	2,420,000	1,000,000	0	0	0	1,420,000
556	CSAH 9	073-609-037AC	STEARNS COUNTY	**AC** STEARNS CSAH 40 TO I 94 IN AVON, BITUMINOUS RECLAMATION (AC PAYBACK 1 OF 1)	1.0	RC	BITUMINOUS RECLAMATION	STP	600,000	600,000	0	0	0	0
557	LOCAL 999	077-070-007	TODD COUNTY	TODD COUNTY SIX INCH EDGE LINE PAVEMENT MARKING PROJECT	0.0	SH	STRIPING	HSIP	166,667	150,000	0	0	0	16,667
558	CSAH 10	077-610-010	TODD COUNTY	CSAH 37 TO CSAH 11 IN TODD CO, MILL AND OVERLAY	8.0	RC	MILL AND OVERLAY	STP	1,290,000	864,300	0	0	0	425,700
559	CSAH 4	080-604-012	WADENA COUNTY	TH 10 TO WADENA CSAH 54, RECONSTRUCTION	1.0	RC	GRADE AND SURFACE	STP	402,000	321,600	0	0	0	80,400
560	LOCAL 999	217-112-002AC	OTSEGO	**AC** LAMBERT AVE TO ODEAN AVE IN OTSEGO, GRADE & SURFACE, INCL BIKE/PED TRAIL (AC PAYBACK 1 OF 1)	0.0	RC	GRADE AND SURFACE	STP	800,000	800,000	0	0	0	0
561	LOCAL 999	218-080-002	CAMBRIDGE	ON ALABAMA STREET, FROM TH 95 TO CR 45 IN CAMBRIDGE, RECONSTRUCTION	0.0	RC	GRADE AND SURFACE	STP	2,292,500	1,000,000	0	0	0	1,292,500
562	US 10	4903-69	MNDOT	BNSF RR, INSTALL GATES, FLASHING LIGHTS, CIRCUITRY AND CANTILEVERS, US 10, 2ND AVE, MOTLEY	0.0	SR	RR X-ING IMPROVEMENTS	RRS	275,000	275,000	0	0	0	0
563	MN 15	7321-51	MNDOT	0.1 MI N OF JCT TH 23 TO S END OF BRIDGE #05011 OVER MISSISSIPPI RIVER, MILL AND OVERLAY, INCLUDE CONSTRUCT DUAL SB LEFT TURN LANES AT 12TH ST N IN ST. CLOUD	0.0	SC	TURN LANES	NHPP	1,922,820	1,538,256	0	0	384,564	0
564	MN 15	7321-51S	MNDOT	0.1 MI N OF JCT TH 23 TO S END OF BRIDGE #05011 OVER MISSISSIPPI RIVER, MILL AND OVERLAY, INCLUDE CONSTRUCT DUAL SB LEFT TURN LANES AT 12TH ST N IN ST. CLOUD (HSIP PROJECT)	0.0	SH	TURN LANES	HSIP	360,000	324,000	0	0	36,000	0
565	MN 24	7108-23	MNDOT	**ELLA**AC** REPLACE BR #6557 OVER MISSISSIPPI RIVER AT CLEARWATER (AC PROJECT, PAYBACK IN 2017)	1.0	BR	BRIDGE REPLACEMENT	NHPP	15,000,000	10,200,000	9,000,000	0	4,800,000	0
566	MN 25	8605-49	MNDOT	7TH ST TO CATLIN ST IN BUFFALO, RECONSTRUCTION, UPGRADE TRAFFIC SIGNAL	2.0	RC	GRADE AND SURFACE	NHPP	5,000,000	4,000,000	0	0	1,000,000	0
567	MN 27	4804-22	MNDOT	JCT TH 169 TO HENNEPIN AVE IN ISLE, MILL AND OVERLAY, INCL. LEFT TURN LANES AT TH 47 IN ISLE	7.0	RS	MILL AND OVERLAY	SF	2,290,000	0	0	0	2,290,000	0

ATP: 3
Fiscal Year: 2016

STIP for FY 2014-2017

Seq #	Route System	Project Number	Agency	Description	Miles	Program	Type of Work	Proposed Funds	Total	FHWA	AC	FTA	TH	Other
568	MN 55	8607-59	MNDOT	AT WRIGHT CO CSAH 14 (EBL), CONSTRUCT LEFT TURN LANE AND DETACHED RIGHT TURN LANE (HSIP PROJECT)	0.0	SH	TURN LANES	HSIP	450,000	405,000	0	0	45,000	0
569	US 71	7318-38	MNDOT	E JCT TH 55 IN BELGRADE TO I94 IN SAUK CENTRE, MILL AND OVERLAY	3.0	RS	MILL AND OVERLAY	NHPP	6,214,549	4,971,639	0	0	1,242,910	0
570	I 94	7380-223	MNDOT	STEARNS CO CR 159 AT COLLEGEVILLE E TO CSAH 75 (EB & WB), UNBONDED CONCRETE OVERLAY	2.0	RC	UNBONDED CONCRETE OVERLAY	NHPP	6,720,000	6,048,000	0	0	672,000	0
571	I 94	7380-239	MNDOT	STEARNS CSAH 75 W OF ST. JOSEPH TO W END OF BR.S #73865 & #73866 OVER SAUK RIVER (EB & WB) UNBONDED CONCRETE OVERLAY	5.0	RS	UNBONDED CONCRETE OVERLAY	NHPP	12,960,000	11,664,000	0	0	1,296,000	0
572	MN 115	4908-21	MNDOT	BNSF RR, INSTALL GATES, FLASHING LIGHTS AND CIRCUITRY, MN TH 115, RANDALL	0.0	SR	RR X-ING IMPROVEMENTS	RRS	275,000	275,000	0	0	0	0
573	US 169	4812-84	MNDOT	S OF BR #48033 OVER RUM RIVER TO BEGINNING 4 LANE IN VINELAND, MILL & OVERLAY	15.0	RS	MILL AND OVERLAY	NHPP	4,117,000	3,293,600	0	0	823,400	0
574	US 169	4812-86	MNDOT	**ELLA** MILLE LACS CO CSAH 11/190TH ST N OF MILACA TO RUM RIVER REST AREA (NB), MILL & OVERLAY, INCL. TURN LANE EXTENSIONS	6.0	RS	MILL AND OVERLAY	NHPP	7,165,000	5,732,000	0	0	1,433,000	0
575	US 169	4812-86S	MNDOT	**ELLA** MILLE LACS CO CSAH 11/190TH ST N OF MILACA TO RUM RIVER REST AREA (NB), MILL & OVERLAY, INCL. TURN LANE EXTENSIONS	6.0	SH	MILL AND OVERLAY	HSIP	133,000	119,700	0	0	13,300	0
576	US 169	7106-83	MNDOT	JCT SHERBURNE CSAH 4 IN ZIMMERMAN, GEOMETRIC IMPROVEMENTS, CONSTRUCT SB ACCEL LANE, RESURFACING AND SIGNAL REPLACEMENT, IN CONJUNCTION WITH SHERBURNE COUNTY PROJECT	0.0	AM	CHANNELIZATION	SF	300,000	0	0	0	300,000	0
577	MN 999	8803-ADA-16	MNDOT	**ADA** 2016 ADA PROJECT	0.0	SC	SPOT IMPROVEMENT	STP	250,000	200,000	0	0	50,000	0
578	MN 999	8803-AM-16	MNDOT	DISTRICTWIDE SET ASIDES - COOPERATIVE AGREEMENTS - 2016	0.0	AM	COOP. CONST. AGREEMENT	SF	1,000,000	0	0	0	1,000,000	0
579	MN 999	8803-CA-16	MNDOT	DISTRICTWIDE SET ASIDES - CONSULTANT AGREEMENTS - 2016	0.0	CA	MISCELLANEOUS	SF	1,200,000	0	0	0	1,200,000	0
580	MN 999	8803-MA-16	MNDOT	DISTRICTWIDE SET ASIDES - MISC AGREEMENTS - 2016	0.0	MA	UTILITY AGREEMENT	SF	800,000	0	0	0	800,000	0
581	MN 999	8803-RB-16	MNDOT	DISTRICTWIDE SET ASIDES - LANDSCAPING - 2016	0.0	RB	LANDSCAPE PARTNERSHIP	SF	30,000	0	0	0	30,000	0
582	MN 999	8803-RW-16	MNDOT	DISTRICTWIDE SET ASIDES - RIGHT-OF-WAY - 2016	0.0	RW	RIGHT OF WAY	SF	3,100,000	0	0	0	3,100,000	0

ATP: 3
Fiscal Year: 2016

STIP for FY 2014-2017

Seq #	Route System	Project Number	Agency	Description	Miles	Program	Type of Work	Proposed Funds	Total	FHWA	AC	FTA	TH	Other
583	MN 999	8803-RX-16	MNDOT	DISTRICTWIDE SET ASIDES - MISC ROAD & BRIDGE REPAIR (BARC) - 2016	0.0	RX	ROAD REPAIR	SF	6,000,000	0	0	0	6,000,000	0
584	MN 999	8803-SA-16	MNDOT	DISTRICTWIDE SET ASIDES - SUPPLEMENTAL AGREEMENTS/OVERRUNS - 2016	0.0	SA	SUPP. AGREE. & COST OVERRUNS	SF	4,870,000	0	0	0	4,870,000	0
585	MN 999	8803-SC-16	MNDOT	DISTRICTWIDE SET ASIDES - SAFETY IMPROVEMENTS - 2016	0.0	SC	TRAFFIC MGMT. SYSTEM	SF	300,000	0	0	0	300,000	0
586	LOCAL 999	8803-SHL-16	MNDOT	DISTRICTWIDE SETASIDES - HIGHWAY SAFETY IMPROVEMENT PROGRAM - 2016	0.0	SH	SAFETY TARGET	HSIP	1,911,764	1,720,588	0	0	0	191,176
587	MN 999	8803-SHS-16	MNDOT	DISTRICTWIDE SETASIDES - DISTRICT 3 HSIP - 2016	0.0	SH	SAFETY TARGET	HSIP	301,444	271,300	0	0	30,144	0
									\$106,311,609	\$60,586,383	\$9,350,700	\$2,335,658	\$31,716,318	\$11,673,250

ATP: 3
Fiscal Year: 2017

STIP for FY 2014-2017

Seq #	Route System	Project Number	Agency	Description	Miles	Program	Type of Work	Proposed Funds	Total	FHWA	AC	FTA	TH	Other
588	BB	TRF-0048-17B	METRO BUS	SECT 5307: ST CLOUD RR OPERATING ASSISTANCE	0.0	B9	OPERATE BUS	FTA	8,597,889	0	0	1,197,889	0	7,400,000
589	BB	TRF-0048-17D	METRO BUS	SECT 5307: TRANSIT CAPITAL PURCHASES OFFICE EQUIPMENT AND COMPUTERS	0.0	B9	BUS GRANT CAPITAL IMPROVEMENT	FTA	25,000	0	0	20,000	0	5,000
590	BB	TRF-0048-17E	METRO BUS	SECT 5307: TRANSIT CAPITAL PURCHASES MAINTENANCE TOOLS AND EQUIPMENT	0.0	B9	BUS GRANT CAPITAL IMPROVEMENT	FTA	10,000	0	0	8,000	0	2,000
591	BB	TRF-0048-17F	METRO BUS	SECT 5307: ST CLOUD METRO BUS CAPITALIZED PREVENTIVE MAINTENANCE	0.0	B9	BUS GRANT CAPITAL IMPROVEMENT	FTA	1,417,361	0	0	1,133,889	0	283,472
592	BB	TRF-0048-17V	METRO BUS	SECT 5307: TRANSIT CAPITAL PURCHASE, BUS SHELTER TRANSIT AMENITY	0.0	B9	BUS GRANT CAPITAL IMPROVEMENT	FTA	20,000	0	0	16,000	0	4,000
593	BB	TRF-0048-17W	METRO BUS	SECT 5307: TRANSIT CAPITAL PURCHASE, ITS PROJECTS	0.0	B9	BUS GRANT CAPITAL IMPROVEMENT	FTA	25,000	0	0	20,000	0	5,000
594	BB	TRS-0055-17	MNDOT	RIVER RIDER TRANSIT, PURCHASE ONE BUS (CLASS 500)	0.0	TR	PURCHASE BUS	STP	150,000	120,000	0	0	0	30,000
595	BB	TRS-0057-17	MNDOT	TRI-CAP TRANSIT, PURCHASE ONE BUS (CLASS 500)	0.0	TR	PURCHASE BUS	STP	150,000	120,000	0	0	0	30,000
596	BB	TRS-3449-17	MNDOT	BRAINERD/CROW WING COUNTY PUBLIC TRANSIT, PURCHASE ONE BUS (CLASS 400)	0.0	TR	PURCHASE BUS	STP	82,000	65,600	0	0	0	16,400
597	BB	TRS-7068-17	MNDOT	ISANTI HEARTLAND EXPRESS, PURCHASE ONE BUS (CLASS 400)	0.0	TR	PURCHASE BUS	STP	82,000	62,900	0	0	0	19,100
598	BB	TRS-9058-17	MNDOT	TIMBER TRAILS PUBLIC TRANSIT, PURCHASE ONE BUS (CLASS 400)	0.0	TR	PURCHASE BUS	STP	82,000	62,900	0	0	0	19,100
599	RR	71-00124	MNDOT	BNSF RR, INSTALL GATES AND FLASHING LIGHTS, T5, 32ND ST SE, HAVEN TOWNSHIP (1.5 MI SE ST CLOUD)	0.0	SR	RR X-ING IMPROVEMENTS	RRS	350,000	350,000	0	0	0	0
600	RR	71-00125	MNDOT	BNSF RR, INSTALL GATES AND FLASHING LIGHTS, T14, 52ND ST SE, HAVEN TOWNSHIP (4 MI NW CLEAR LAKE)	0.0	SR	RR X-ING IMPROVEMENTS	RRS	350,000	350,000	0	0	0	0
601	CSAH 1	005-601-010	BENTON COUNTY	TH 23 TO BENTON CSAH 3 (GOLDEN SPIKE ROAD), ROADWAY RESURFACING	0.0	RS	MILL AND OVERLAY	STP	638,000	510,400	0	0	0	127,600
602	CSAH 75	011-675-002	CASS COUNTY	TH 2 TO NORTH COUNTY LINE, MILL AND OVERLAY	0.0	RC	MILL AND OVERLAY	STP	600,000	456,000	0	0	0	144,000

ATP: 3
Fiscal Year: 2017

STIP for FY 2014-2017

Seq #	Route System	Project Number	Agency	Description	Miles	Program	Type of Work	Proposed Funds	Total	FHWA	AC	FTA	TH	Other
603	CSAH 16	018-616-019	CROW WING COUNTY	CROW WING CSAH 39 TO CSAH 66, MILL AND OVERLAY	0.0	RS	MILL AND OVERLAY	STP	625,000	472,800	0	0	0	152,200
604	CSAH 25	018-625-005	CROW WING COUNTY	TH 18 TO TH 210, ROADWAY RESURFACING INCLUDING SHOULDER PAVING	0.0	RS	MILL AND OVERLAY	STP	520,000	395,200	0	0	0	124,800
605	CSAH 9	030-609-009	ISANTI COUNTY	TH 65 TO CR 45, RECONSTRUCTION	0.0	RS	GRADE AND SURFACE	STP LF	2,797,300	763,500	0	0	0	2,033,800
606	CSAH 5	033-605-019AC	KANABEC COUNTY	**AC** CSAH 17 TO CSAH 1 IN KANABEC CO, MILL AND OVERLAY (AC PROJECT - (AC PAYBACK 1 OF 1)	0.0	RS	MILL AND OVERLAY	STP	350,700	350,700	0	0	0	0
607	CR 213	049-596-009	MORRISON COUNTY	MORRISON CSAH 13 TO MN 115, ROADWAY RESURFACING	0.0	RS	MILL AND OVERLAY	STP	560,000	425,600	0	0	0	134,400
608	CSAH 52	049-652-008	MORRISON COUNTY	MORRISON CSAH 26 TO GREENWOOD ROAD, ROADWAY RESURFACING	0.0	RS	MILL AND OVERLAY	STP	480,000	364,800	0	0	0	115,200
609	CSAH 2	073-602-045AC	STEARNS COUNTY	**AC** STEARNS CSAH 4 TO CSAH 75, ROADWAY RESURFACING (AC PAYBACK 1 OF 1)	0.0	RS	MILL AND OVERLAY	STP	792,000	792,000	0	0	0	0
610	CSAH 10	077-610-011	TODD COUNTY	WEST COUNTY LINE TO TODD CSAH 37, MILL AND OVERLAY INCLUDING AGGREGATE SHOULDER AND SAFETY IMPROVEMENTS	0.0	RS	MILL AND OVERLAY	STP	700,000	532,000	0	0	0	168,000
611	CSAH 17	080-617-008	WADENA COUNTY	FERN AVENUE TO IRONWOOD AVENUE, RECONSTRUCTION AND REALIGNMENT OF S-CURVE	0.0	RS	GRADE AND SURFACE	STP	300,000	228,000	0	0	0	72,000
612	CSAH 37	086-637-032	WRIGHT COUNTY	TH 101 TO ODEAN AVE, GRADE AND SURFACE	0.0	RC	GRADE AND SURFACE	STP	3,100,000	1,530,000	0	0	0	1,570,000
613	MSAS 117	220-117-004	SARTELL	ON MSAS 117 (50TH AVE), FROM HERITAGE DR TO NORTH 0.5 MILES IN SARTELL, GRADE AND SURFACE, INCL. STORM SEWER AND DRAINAGE IMPROVEMENTS	0.0	RS	GRADE AND SURFACE	STP	1,555,000	547,600	0	0	0	1,007,400
614	CSAH 75	222-010-003AC	CITY OF MONTICELLO	**AC** JCT TH 25 AND CSAH 75 (BROADWAY) IN MONTICELLO, SAFETY AND OPERATIONAL IMPROVEMENTS INCLUDING ACCESS MODIFICATIONS, TURN LANES, CONCRETE MEDIAN AND SIGNAL SYSTEM REVISIONS (AC PAYBACK 1 OF 1)	0.0	RC	CHANNELIZATION	STP	1,200,000	1,200,000	0	0	0	0
615	MN 6	1802-50	MNDOT	IN EMILY, RECONSTRUCTION INCLUDING SAFETY INTERSECTION IMPROVEMENTS AT CSAH 1 INTERSECTION	1.0	RC	GRADE AND SURFACE	SF	2,150,000	0	0	0	2,150,000	0
616	MN 6	1802-51	MNDOT	SOUTH END OF MISSISSIPPI BRIDGE (BRIDGE #18001) TO NORTH 5.7 MI, MILL AND OVERLAY	6.0	RC	MILL AND OVERLAY	SF	2,000,000	0	0	0	2,000,000	0

ATP: 3
Fiscal Year: 2017

STIP for FY 2014-2017

Seq #	Route System	Project Number	Agency	Description	Miles	Program	Type of Work	Proposed Funds	Total	FHWA	AC	FTA	TH	Other
617	MN 24	7108-23AC	MNDOT	**ELLA**AC** REPLACE BR #6557 OVER MISSISSIPPI RIVER AT CLEARWATER (AC PAYBACK 1 OF 1)	1.0	BR	BRIDGE REPLACEMENT	NHPP	9,000,000	9,000,000	0	0	0	0
618	MN 25	0507-14	MNDOT	TH 95 TO FOLEY, MILL AND OVERLAY INCLUDING SIX FOOT PAVED SHOULDER	5.0	RS	MILL AND OVERLAY	STP	2,000,000	1,600,000	0	0	400,000	0
619	MN 25	4910-29	MNDOT	LITTLE ROCK TO SOUTH OF GENOLA, MILL AND OVERLAY	9.0	RS	MILL AND OVERLAY	STP	3,100,000	2,480,000	0	0	620,000	0
620	MN 27	7704-14	MNDOT	N JCT TH 71 TO 9TH ST NE IN LONG PRAIRIE, MILL AND OVERLAY	1.0	RS	MILL AND OVERLAY	SF	500,000	0	0	0	500,000	0
621	MN 27	4905-35	MNDOT	REPLACE BRIDGE #799 OVER RICE CREEK	0.0	BR	BRIDGE REPLACEMENT	SF	900,000	0	0	0	900,000	0
622	MN 27	4906-23	MNDOT	REPLACE BRIDGE #6711 OVER SKUNK RIVER 6.0 MILES EAST OF LASTRUP	0.0	BR	BRIDGE REPLACEMENT	SF	500,000	0	0	0	500,000	0
623	US 71	7707-24	MNDOT	N OF SOUTH LIMITS IN LONG PRAIRIE N TO S END OF LONG PRAIRIE RIVER BRIDGE (BRIDGE #6852), MILL AND OVERLAY	1.0	RS	MILL AND OVERLAY	NHPP	500,000	400,000	0	0	100,000	0
624	US 71	7709-16	MNDOT	BERTHA TO WADENA/TODD CO LINE, MILL AND OVERLAY	8.0	RS	MILL AND OVERLAY	NHPP	3,000,000	2,400,000	0	0	600,000	0
625	MN 238	7323-11	MNDOT	ALBANY TO UPSALA, RECLAIM INCLUDING .25 MILE URBAN SECTION IN ALBANY	14.0	RS	BITUMINOUS RECLAMATION	STP	7,110,000	5,688,000	0	0	1,422,000	0
626	MN 371B	1814-06	MNDOT	TH 210 (WASHINGTON ST) TO WILLOW ST IN BRAINERD, RECONSTRUCTION, INCLUDING SIDEWALKS, CURB AND GUTTER	1.0	RS	GRADE AND SURFACE	NHPP	7,500,000	5,600,000	0	0	1,400,000	500,000
627	MN 999	8803-AM-17	MNDOT	DISTRICTWIDE SET ASIDES - COOPERATIVE AGREEMENTS - 2017	0.0	AM	COOP. CONST. AGREEMENT	SF	1,000,000	0	0	0	1,000,000	0
628	MN 999	8803-CA-17	MNDOT	DISTRICTWIDE SET ASIDES - CONSULTANT AGREEMENTS - 2017	0.0	CA	MISCELLANEOUS	SF	800,000	0	0	0	800,000	0
629	MN 999	8803-MA-17	MNDOT	DISTRICTWIDE SET ASIDES - MISC AGREEMENTS - 2017	0.0	MA	UTILITY AGREEMENT	SF	400,000	0	0	0	400,000	0
630	MN 999	8803-RB-17	MNDOT	DISTRICTWIDE SET ASIDES - LANDSCAPING - 2017	0.0	RB	LANDSCAPE PARTNERSHIP	SF	30,000	0	0	0	30,000	0
631	MN 999	8803-RW-17	MNDOT	DISTRICTWIDE SET ASIDES - RIGHT-OF-WAY - 2017	0.0	RW	RIGHT OF WAY	SF	1,000,000	0	0	0	1,000,000	0
632	MN 999	8803-RX-17	MNDOT	DISTRICTWIDE SET ASIDES - MISC ROAD & BRIDGE REPAIR (BARC) - 2017	0.0	RX	ROAD REPAIR	SF	5,300,000	0	0	0	5,300,000	0

ATP: 3
Fiscal Year: 2017

STIP for FY 2014-2017

Seq #	Route System	Project Number	Agency	Description	Miles	Program	Type of Work	Proposed Funds	Total	FHWA	AC	FTA	TH	Other
633	MN 999	8803-SA-17	MNDOT	DISTRICTWIDE SET ASIDES - SUPPLEMENTAL AGREEMENTS/OVERRUNS - 2017	0.0	SA	SUPP. AGREE. & COST OVERRUNS	SF	3,400,000	0	0	0	3,400,000	0
634	MN 999	8803-SC-17	MNDOT	DISTRICTWIDE SET ASIDES - SAFETY IMPROVEMENTS - 2017	0.0	SC	TRAFFIC MGMT. SYSTEM	SF	300,000	0	0	0	300,000	0
635	LOCAL 999	8803-SHL-17	MNDOT	DISTRICTWIDE SETASIDES - HIGHWAY SAFETY IMPROVEMENT PROGRAM - 2017	0.0	SH	SAFETY TARGET	HSIP	2,888,889	2,600,000	0	0	0	288,889
636	MN 999	8803-SHS-17	MNDOT	DISTRICTWIDE SET ASIDES - DISTRICT 3 HSIP - 2017	0.0	SH	SAFETY TARGET	HSIP	2,111,111	1,900,000	0	0	211,111	0
637	LOCAL 999	8803-TAP-17	MNDOT	ATP-3 FY 2017 LOCAL TRANSPORTATION ALTERNATIVES PROGRAM SETASIDE	0.0	EN	PED./BIKE IMPROVEMENT	TAP	2,000,000	1,600,000	0	0	0	400,000
									\$83,049,250	\$42,968,000	\$0	\$2,395,778	\$23,033,111	\$14,652,361

Areawide Tra

Map of Minnesota showing county boundaries and names. The map is divided into eight numbered regions, each with a unique color. The Metro area is also labeled.

Regions:

- 1 (Light Blue): St. Louis, Lake, Cook
- 2 (Light Green): Marshall, Pennington, Red Lake, Polk, Clearwater
- 3 (Light Orange): Cass, Crow Wing, Aitkin, Carlton, Pine, Morrison, Mille Lacs, Kanabec, Isanti, Anoka, Hennepin, Ramsey, Washington
- 4 (Light Purple): Clay, Becker, Wilkin, Otter Tail, Grant, Douglas, Traverse, Stevens, Pope, Big Stone, Swift
- 5 (Light Pink): Hubbard, Wadena, Todd, Meeker, Wright, Sibley, Nicollet, Brown, Watonwan, Blue Earth, Waseca, Steele, Dodge, Olmsted, Winona, Fillmore, Houston
- 6 (Light Yellow): Goodhue, Wabasha, Rice, Le Sueur, Scott, Dakota
- 7 (Light Green): Kandiyohi, McLeod, Carver, Sibley, Nicollet, Brown, Watonwan, Blue Earth, Waseca, Steele, Dodge, Olmsted, Winona, Fillmore, Houston
- 8 (Light Blue): Chippewa, Lac qui Parle, Yellow Medicine, Lincoln, Lyon, Redwood, Brown, Watonwan, Blue Earth, Waseca, Steele, Dodge, Olmsted, Winona, Fillmore, Houston

Metro Area: Anoka, Hennepin, Ramsey, Washington

Jody Martinson
Transportation District Engineer
(218) 846-3603
1000 Hwy 10 West
Detroit Lakes, Minnesota 56501

General Information: (218) 846-3600
800-657-3984
FAX: (218) 847-1583

ATP: 4
Fiscal Year: 2014

STIP for FY 2014-2017

Seq #	Route System	Project Number	Agency	Description	Miles	Program	Type of Work	Proposed Funds	Total	FHWA	AC	FTA	TH	Other
638	BB	TRF-0034-14A	MOORHEAD	SECT 5307: PARATRANSIT AND METRO SENIOR RIDE OPERATING ASSISTANCE	0.0	B9	OPERATE BUS	FTA	394,000	0	0	87,000	0	307,000
639	BB	TRF-0034-14B	MOORHEAD	SECT 5307: CITY OF MOORHEAD TRANSIT OPERATING ASSISTANCE	0.0	B9	OPERATE BUS	FTA	1,720,000	0	0	449,000	0	1,271,000
640	BB	TRF-0034-14C	MOORHEAD	SECT 5307: MOORHEAD TRANSIT PLANNING ASSISTANCE	0.0	B9	PLANNING	FTA	22,000	0	0	18,000	0	4,000
641	BB	TRF-0034-14D	MOORHEAD	SECT 5307: MOORHEAD TRANSIT PREVENTIVE MAINTENANCE	0.0	B9	PREVENTIVE MAINTENANCE	FTA	200,000	0	0	160,000	0	40,000
642	BB	TRF-0034-14E	MOORHEAD	SECT 5307: CITY OF MOORHEAD, REPLACEMENT OF ONE PARATRANSIT VEHICLE WITH CLASS 400 AND BUS RELATED EQUIPMENT	0.0	B9	PURCHASE BUS	FTA	70,000	0	0	59,500	0	10,500
643	BB	TRF-0034-14F	MOORHEAD	SECT 5307: CITY OF MOORHEAD, REPLACEMENT OF ONE VAN FOR METRO SENIOR RIDE AND BUS RELATED EQUIPMENT	0.0	B9	PURCHASE BUS	FTA	25,000	0	0	20,000	0	5,000
644	BB	TRF-0034-14G	MNDOT	SECT 5307: CITY OF MOORHEAD PURCHASE BUS RELATED EQUIPMENT	0.0	B9	PURCHASE BUS	FTA	50,000	0	0	40,000	0	10,000
645	BB	TRF-0034-14N	MNDOT	SECT 5310: CITY OF MOORHEAD MOBILITY MANAGER	0.0	NF	OPERATE BUS	FTA	30,000	0	0	24,000	0	6,000
646	BB	TRS-0034-14	MOORHEAD	SECT 5307: CITY OF MOORHEAD, PURCHASE ONE BUS (CLASS 400) AND BUS RELATED EQUIPMENT	0.0	B9	PURCHASE BUS	STP	70,000	56,000	0	0	0	14,000
647	BB	TRS-1131-14	MNDOT	PRODUCTIVE ALTERNATIVES, PURCHASE 3 BUSES (CLASS 400) AND BUS RELATED EQUIPMENT	0.0	TR	PURCHASE BUS	STP	210,000	168,000	0	0	0	42,000
648	BB	TRS-7067-14	MNDOT	RAINBOW RIDER, PURCHASE 3 BUSES (CLASS 400) AND BUS RELATED EQUIPMENT	0.0	TR	PURCHASE BUS	STP	210,000	168,000	0	0	0	42,000
649	BB	TRS-7318-14	MNDOT	BECKER COUNTY, PURCHASE 1 BUS (CLASS 400) AND BUS RELATED EQUIPMENT	0.0	TR	PURCHASE BUS	STP	70,000	56,000	0	0	0	14,000
650	RR	21-00120	MNDOT	CP/SOO RR, INSTALL SIGNALS, GATES AND FLASHING LIGHTS, MUN 352, BIRCH AVE, ALEXANDRIA	0.0	SR	RAILROAD SIGNALS	RRS	275,000	275,000	0	0	0	0
651	RR	21-00121	MNDOT	CP/SOO RR, INSTALL SIGNALS, GATES AND FLASHING LIGHTS, CSAH 36, MILTONA (2 MI N)	0.0	SR	RAILROAD SIGNALS	RRS	275,000	275,000	0	0	0	0
652	PED/BIKE	014-591-005AC	CLAY COUNTY	**SRTS**AC** INFRA IN DILWORTH ALONG 7TH ST. NE, BIKE AND PED TRAIL (AC PROJECT, AC PAYBACK 1 OF 1)	0.0	EN	PED/BIKE IMPROVEMENT	SRTS	300,000	300,000	0	0	0	0
653	PED/BIKE	014-591-006	CLAY	**SRTS** INFRA BARNESVILLE, CE AND CONSTRUCTION FOR A PATH ALONG 5TH AVE AND ADDITIONAL IMPROVEMENTS AROUND THE SCHOOL	0.0	BT	PEDESTRIAN BIKE TRAIL	SRTS	300,000	300,000	0	0	0	0

ATP: 4
Fiscal Year: 2014

STIP for FY 2014-2017

Seq #	Route System	Project Number	Agency	Description	Miles	Program	Type of Work	Proposed Funds	Total	FHWA	AC	FTA	TH	Other
654	CSAH 1	021-601-032	DOUGLAS COUNTY	EVANSVILLE TO 3.1 MI SO, AGGREGATE BASE & BIT SURFACING	3.0	RD	GRADE AND SURFACE	STP	1,156,250	925,000	0	0	0	231,250
655	CSAH 3	044-070-004	MAHNOMEN COUNTY	2014 HSIP, VARIOUS LOCATIONS IN MAHNOMEN COUNTY, CSAH 3, 4, 5, 10 AND 13 - CHEVRON CURVE SIGNING, ASSOCIATED S.P. 044-070-005, S.P. 044-070-006, S.P. 044-070-007, S.P. 044-070-008	0.0	SH	SIGNING	HSIP	91,476	83,160	0	0	0	8,316
656	CSAH 6	044-606-012	MAHNOMEN COUNTY	**AC** BITUMINOUS OVERLAY FROM TH 59 TO CSAH 4 (AC PROJECT, AC PAYBACK IN 2017)	13.0	RS	BITUMINOUS OVERLAY	STP	2,234,682	1,046,682	141,318	0	0	1,188,000
657	LOCAL 999	056-070-008	OTTER TAIL COUNTY	2014 HSIP LANE DEPARTURE - ENHANCED LINE MARKINGS - PHASE I AND II, ASSOCIATED S.P. 056-070-009	0.0	SH	STRIPING	HSIP	698,416	628,574	0	0	0	69,842
658	LOCAL 999	056-070-010	OTTER TAIL COUNTY	2014 HSIP INTERSECTION IMPROVEMENTS (ENHANCED SIGNAGE AND MARKING) AND LANE DEPARTURE (CHEVRON CURVE SIGNING) IN OTTER TAIL COUNTY, ASSOCIATED S.P. 056-070-011	0.0	SH	SIGNING	HSIP	185,378	168,525	0	0	0	16,853
659	LOCAL 999	056-070-012	OTTER TAIL COUNTY	2014 HSIP LANE DEPARTURE - SHOULDER PAVING AND RUMBLE STRIPS ON CURVES - PHASE 1A AND 1B, ASSOCIATED S.P. 056-070-013	0.0	SH	PAVE SHOULDER	HSIP	627,116	564,404	0	0	0	62,712
660	LOCAL 999	056-070-014	OTTER TAIL COUNTY	2014 HSIP VARIOUS LOCATIONS IN OTTER TAIL COUNTY, INTERSECTION IMPROVEMENTS - LIGHTING	0.0	SH	LIGHTING	HSIP	203,000	182,700	0	0	0	20,300
661	PED/BIKE	056-090-009AC	OTTER TAIL COUNTY	**AC** HALVORSON PARK TRAIL IN BATTLE LAKE (AC PROJECT, AC PAYBACK 1 OF 1)	0.0	EN	PEDESTRIAN BIKE TRAIL	TAP	29,498	29,498	0	0	0	0
662	CSAH 1	056-601-057	OTTER TAIL COUNTY	BITUMINOUS OVERLAY FROM CSAH 35 TO CSAH 45 - NE OF UNDERWOOD	2.0	RS	BITUMINOUS PAVEMENT	STP	850,000	680,000	0	0	0	170,000
663	CSAH 22	075-622-003	STEVENS COUNTY	BITUMINOUS MILL AND OVERLAY, FROM TH 59 TO TH 9 IN MORRIS	2.0	RD	MILL AND OVERLAY	STP	375,000	300,000	0	0	0	75,000
664	CSAH 6	078-606-025	TRAVERSE COUNTY	REPLACE OLD BR# 78501 WITH NEW BR# 78530 OVER 12 MILE CREEK	0.0	BR	BRIDGE REPLACEMENT	STP	500,000	400,000	0	0	0	100,000
665	PED/BIKE	084-090-002	WILKIN COUNTY	LAKE BRECKENRIDGE TRAIL ON WILKIN CSAH 10 FROM BRECKENRIDGE TO LAKE BRECKENRIDGE, MULTI-USE BITUMINOUS TRAIL	1.0	EN	PEDESTRIAN BIKE TRAIL	TAP	406,250	125,000	0	0	0	281,250
666	LOCAL 999	088-070-040	LOCAL	DISTRICTWIDE - LOCAL HSIP 6" EDGELINES	0.0	SH	STRIPING	HSIP	632,267	569,041	0	0	0	63,226
667	LOCAL 999	088-070-041	LOCAL	DISTRICTWIDE - LOCAL HSIP 6" GROUND-IN WET REFLECTIVE PAVEMENT MARKINGS AND RUMBLE STRIPES	0.0	SH	STRIPING	HSIP	897,656	807,890	0	0	0	89,766

ATP: 4
Fiscal Year: 2014

STIP for FY 2014-2017

Seq #	Route System	Project Number	Agency	Description	Miles	Program	Type of Work	Proposed Funds	Total	FHWA	AC	FTA	TH	Other
668	PED/BIKE	102-090-004	ALEXANDRIA	PEDESTRIAN/BIKE TRAIL ON 3RD AVE IN ALEXANDRIA, MULTI-USE BITUMINOUS TRAIL	0.0	EN	PEDESTRIAN BIKE TRAIL	TAP	97,000	62,080	0	0	0	34,920
669	MSAS 135	102-135-002	ALEXANDRIA	**AC** URBAN GRADING AND SURFACING ON 50TH AVE FROM TH 29 (BROADWAY AVE) TO PIONEER ROAD IN ALEXANDRIA (AC PROJECT, PAYBACK IN 2015 & 2016)	1.0	MC	GRADING	STP	760,000	0	2,042,068	0	0	760,000
670	MSAS 125	126-125-003AC3	FERGUS FALLS	**AC** LINCOLN AVENUE & TOWER ROAD REVISION WITH NEW BRIDGE #56539 OVER OTTER TAIL RIVER (AC PAYBACK 3 OF 3)	1.0	BR	GRADE,SURFACE & BRIDGE	STP	622,500	622,500	0	0	0	0
671	MSAS 136	144-136-011	MOORHEAD	FROM OAK WAY TO I 94 ON SE MAIN, BITUMINOUS MILL & SURFACING OF ROAD AND SHARED USE PATH	2.0	RD	MILL AND OVERLAY	STP	3,362,400	894,700	0	0	0	2,467,700
672	PED/BIKE	SRS-9072-14	WEST CENTRAL INITIATIVE	**SRTS** NON-INFRA, GRANT TO COMPLETE SRTS PLANS IN FRAZEE, GLENWOOD, LAKE PARK, AND PARKERS PRAIRIE	0.0	PL	PLANNING	SRTS	41,800	41,800	0	0	0	0
673	PED/BIKE	SRS-9088-14	UMVRDC	**SRTS** NON-INFRA, UMVRDC; GRANT TO HIRE A 2 YEAR REGIONAL COORDINATOR TO PROVIDE SUPPORT FOR EDUCATION, ENCOURAGEMENT, AND SCHOOL PATROL SAFETY CAMPAIGNS	0.0	PL	PLANNING	SRTS	71,000	71,000	0	0	0	0
674	US 10	1401-152	MNDOT	TH 10 EB FROM E. OF TH 9 TO 150TH ST N - GRADING,BITUMINOUS SURFACING AND REPLACE OLD BR 14003 WITH NEW BR# 14800 OVER THE BUFFALO RIVER (EB)	1.0	BR	GRADE AND BRIDGE	SF	993,188	0	0	0	993,188	0
675	MN 27	2101-21	MNDOT	EAST OF TH 55 TO WEST OF TH 94 - GRADING, BITUMINOUS MILL, COLD IN-PLACE RECYCLE, AND OVERLAY	18.0	RD	MILL AND OVERLAY	STP	7,639,247	6,111,398	0	0	1,527,849	0
676	MN 27	7802-32	MNDOT	TH 27 FROM TH 28 TO S. OF CSAH 6, AND TH 117 FROM SOUTH DAKOTA BORDER TO TH 27 - GRADING, BITUMINOUS MILLING AND SURFACING	13.0	RD	MILL AND OVERLAY	STP	2,339,384	1,871,507	0	0	467,877	0
677	MN 29	2103-35	MNDOT	**AC** MCKAY AVE N OF ALEXANDRIA TO TH 210 - GRADING, BITUMINOUS MILLING & SURFACING (AC PROJECT, PAYBACK IN 2015)	30.0	RD	MILL AND OVERLAY	STP	5,853,100	4,082,480	3,000,000	0	1,770,620	0
678	US 59	0305-31	MNDOT	**ADA** 0.1 MILES N OF JCT OF TH 34 TO 0.4 MILES SOUTH OF BUFFALO RIVER - GRADING, BITUMINOUS MILLING AND SURFACING, ADA IMPROVEMENTS	14.0	RD	MILL AND OVERLAY	NHPP	5,116,300	4,093,000	0	0	1,023,300	0
679	US 75	1407-25	MNDOT	**AC** TH 10 TO N CLAY CO LINE - GRADING, BITUMINOUS MILLING & SURFACING (AC PROJECT, PAYBACK IN 2015)	19.0	RS	MILL AND OVERLAY	NHPP	2,936,500	1,909,200	2,200,000	0	1,027,300	0
680	I 94	2180-103	MNDOT	CABLE MEDIAN GUARDRAIL, 1.32 MILES WEST OF TH 9 TO 1.34 MILES EAST OF CSAH 8 (3,349,000 SECTION 164)	22.0	SH	GUARD RAIL	HSIP	3,349,000	3,349,000	0	0	0	0

ATP: 4
Fiscal Year: 2014

STIP for FY 2014-2017

Seq #	Route System	Project Number	Agency	Description	Miles	Program	Type of Work	Proposed Funds	Total	FHWA	AC	FTA	TH	Other
681	MN 108	5625-18	MNDOT	**FMP** ANNIE LAKE OUTLET WEST OF PELICAN RAPIDS	1.0	DR	STORM SEWER	BF SF	433,700	0	0	0	151,200	282,500
682	MN 999	8804-ADA-14	MNDOT	DISTRICTWIDE SETASIDES - ADA - 2014	0.0	SC	PEDESTRIAN RAMPS	SF	936,000	0	0	0	936,000	0
683	MN 999	8804-AM-14	MNDOT	DISTRICTWIDE SETASIDES - MUNICIPAL AGREEMENTS - 2014	0.0	AM	COOP. CONST. AGREEMENT	SF	2,100,000	0	0	0	2,100,000	0
684	MN 999	8804-BI-14	MNDOT	DISTRICTWIDE SETASIDES - BRIDGE MAINTENANCE - 2014	0.0	BI	PAINT BRIDGE	SF	330,000	0	0	0	330,000	0
685	MN 999	8804-CA-14	MNDOT	DISTRICTWIDE SETASIDES - CONSULTANT AGREEMENTS - 2014	0.0	CA	MISCELLANEOUS	SF	1,500,000	0	0	0	1,500,000	0
686	MN 999	8804-DR-14	MNDOT	DISTRICTWIDE SETASIDES - DRAINAGE - 2014	0.0	DR	CULVERT REPLACEMENT	SF	1,000,000	0	0	0	1,000,000	0
687	MN 999	8804-MA-14	MNDOT	DISTRICTWIDE SETASIDES - MISCELLANEOUS AGREEMENTS - 2014	0.0	MA	MISCELLANEOUS	SF	75,000	0	0	0	75,000	0
688	MN 999	8804-RB-14	MNDOT	DISTRICTWIDE SETASIDES - LANDSCAPING - 2014	0.0	RB	LANDSCAPING	SF	30,000	0	0	0	30,000	0
689	MN 999	8804-RW-14	MNDOT	DISTRICTWIDE SETASIDES - RIGHT-OF-WAY - 2014	0.0	RW	RIGHT OF WAY	SF	1,000,000	0	0	0	1,000,000	0
690	MN 999	8804-RX-14	MNDOT	DISTRICTWIDE SETASIDES - BARC - 2014	0.0	RX	BITUMINOUS OVERLAY	SF	1,000,000	0	0	0	1,000,000	0
691	MN 999	8804-SA-14	MNDOT	DISTRICTWIDE SETASIDES - SUPP AGREE/COST OVERRUNS - 2014	0.0	SA	SUPP. AGREE. & COST OVERRUNS	SF	1,850,000	0	0	0	1,850,000	0
692	MN 999	8804-SC-14	MNDOT	DISTRICTWIDE SETASIDES - SAFETY IMPROVEMENTS - 2014	0.0	SC	STRIPING	SF	2,061,893	0	0	0	2,061,893	0
									\$58,606,001	\$31,217,139	\$7,383,386	\$857,500	\$18,844,227	\$7,687,135

ATP: 4
Fiscal Year: 2015

STIP for FY 2014-2017

Seq #	Route System	Project Number	Agency	Description	Miles	Program	Type of Work	Proposed Funds	Total	FHWA	AC	FTA	TH	Other
693	BB	TRF-0034-15A	MOORHEAD	SECT 5307: PARATRANSIT AND METRO SENIOR RIDE OPERATING ASSISTANCE	0.0	B9	OPERATE BUS	FTA	429,000	0	0	94,000	0	335,000
694	BB	TRF-0034-15D	MOORHEAD	SECT 5307: MOORHEAD TRANSIT PREVENTIVE MAINTENANCE	0.0	B9	PREVENTIVE MAINTENANCE	FTA	200,000	0	0	160,000	0	40,000
695	BB	TRF-0034-15B	MOORHEAD	SECT 5307: CITY OF MOORHEAD TRANSIT OPERATING ASSISTANCE	0.0	B9	OPERATE BUS	FTA	2,040,000	0	0	592,000	0	1,448,000
696	BB	TRF-0034-15C	MOORHEAD	SECT 5307: MOORHEAD PLANNING ASSISTANCE	0.0	B9	PLANNING	FTA	22,000	0	0	18,000	0	4,000
697	BB	TRF-0034-15E	MOORHEAD	SECT 5307: CITY OF MOORHEAD, PURCHASE 1 BUS (CLASS 700) AND BUS RELATED EQUIPMENT	0.0	B9	PURCHASE BUS	FTA	440,000	0	0	352,000	0	88,000
698	BB	TRF-0034-15N	MNDOT	SECT 5310: CITY OF MOORHEAD MOBILITY MANAGER	0.0	NB	OPERATE BUS	FTA	30,000	0	0	24,000	0	6,000
699	BB	TRS-0007-15	MNDOT	CITY OF BENSON, PURCHASE BUS (CLASS 400) AND BUS RELATED EQUIPMENT	0.0	TR	PURCHASE BUS	STP	72,000	57,600	0	0	0	14,400
700	BB	TRS-0027-15	MNDOT	CITY OF MORRIS, PURCHASE BUS (CLASS 400) AND BUS RELATED EQUIPMENT	0.0	TR	PURCHASE BUS	STP	72,000	57,600	0	0	0	14,400
701	BB	TRS-1131-15	MNDOT	PRODUCTIVE ALTERNATIVES, PURCHASE 2 BUSES (CLASS 400) AND BUS RELATED EQUIPMENT	0.0	TR	PURCHASE BUS	STP	144,000	115,200	0	0	0	28,800
702	BB	TRS-7067-15	MNDOT	RAINBOW RIDER, PURCHASE 5 BUSES (CLASS 400) AND BUS RELATED EQUIPMENT	0.0	TR	PURCHASE BUS	STP	360,000	288,000	0	0	0	72,000
703	RR	03-00124	MNDOT	CP/SOO RR, INSTALL GATES AND FLASHING LIGHTS, LEGION ROAD, MSAS 126, DETROIT LAKES	0.0	SR	RAILROAD SIGNALS	RRS	300,000	300,000	0	0	0	0
704	RR	56-00131	MNDOT	CP/SOO RR, INSTALL GATES AND FLASHING LIGHTS, CSAH 40, ELMO TWP	0.0	SR	RAILROAD SIGNALS	RRS	300,000	300,000	0	0	0	0
705	CSAH 7	003-607-022	BECKER COUNTY	**AC** REPLACE BRIDGE #7175 OVER THE BNSF RR IN LAKE PARK (AC PROJECT, PAYBACK IN 2016)	0.0	BR	BRIDGE REPLACEMENT	STP	1,400,000	400,000	400,000	0	0	1,000,000
706	CSAH 43	003-643-009	BECKER COUNTY	MILL AND OVERLAY FROM THE SOUTH COUNTY LINE TO TH 87	3.0	RD	MILL AND OVERLAY	STP	456,175	364,940	0	0	0	91,235
707	CSAH 45	003-645-003	BECKER COUNTY	BITUMINOUS OVERLAY FROM TH 87 TO CSAH 40	3.0	RS	BITUMINOUS OVERLAY	STP	425,763	340,610	0	0	0	85,153
708	CSAH 13	021-613-009	DOUGLAS COUNTY	BITUMINOUS OVERLAY FROM TH 29 IN CARLOS TO CP RAILROAD	1.0	RS	BITUMINOUS OVERLAY	STP	202,744	162,195	0	0	0	40,549
709	CSAH 42	021-642-012	DOUGLAS COUNTY	BITMINOUS OVERLAY FROM CARLOS/LAKE LEHOMMEDIEU BRIDGE TO TH 29	3.0	RS	BITUMINOUS OVERLAY	STP	608,231	486,585	0	0	0	121,646

ATP: 4
Fiscal Year: 2015

STIP for FY 2014-2017

Seq #	Route System	Project Number	Agency	Description	Miles	Program	Type of Work	Proposed Funds	Total	FHWA	AC	FTA	TH	Other
710	CSAH 46	021-646-005	DOUGLAS COUNTY	BITUMINOUS OVERLAY FROM CP RAILROAD TO 1.5 MILES NORTH OF CSAH 23	2.0	RS	BITUMINOUS OVERLAY	STP	405,488	324,390	0	0	0	81,098
711	LOCAL 999	056-070-015	OTTER TAIL COUNTY	2015 HSIP LANE DEPARTURE - SHOULDER PAVING AND RUMBLE STRIPS ON CURVES - PHASE IIA, IIB, IIC, IID, ASSOCIATED S.P. 056-070-016, S.P. 056-070-017, S.P. 056-070-018	0.0	SH	PAVE SHOULDER	HSIP	1,234,140	1,110,726	0	0	0	123,414
712	PED/BIKE	056-090-010	OTTER TAIL COUNTY	LAKE ADLEY PARK TRAIL - PARKERS PRAIRIE, MULTI-USE BITUMINOUS TRAIL	0.0	EN	PEDESTRIAN BIKE TRAIL	TAP	231,250	185,000	0	0	0	46,250
713	CSAH 28	061-628-027	POPE COUNTY	BITUMINOUS RECLAMATION AND RESURFACING FROM TH 55 IN LOWRY TO CSAH 15	3.0	RD	BITUMINOUS RECLAMATION	STP	810,975	648,780	0	0	0	162,195
714	PED/BIKE	102-090-005	ALEXANDRIA	FROM BIRCH AVE TO CR 73 ON GENEVA ROAD PEDESTRIAN/BIKE LANES - PHASE II, MULTI-USE BITUMINOUS TRAIL	0.0	EN	PEDESTRIAN BIKE TRAIL	TAP	980,000	414,593	0	0	0	565,407
715	MSAS 135	102-135-002AC1	ALEXANDRIA	**AC** URBAN GRADING AND SURFACING ON 50TH AVE FROM TH 29 (BROADWAY AVE) TO PIONEER ROAD IN ALEXANDRIA (AC PROJECT, AC PAYBACK 1 OF 2)	1.0	MC	GRADING	STP	342,500	342,500	0	0	0	0
716	MSAS 108	117-108-003	DETROIT LAKES	US 59 UNDERPASS AT MORROW AVE & THOMAS ST EXTENSION IN DETROIT LAKES - GRADING, UNBONDED CONCRETE OVERLAY, BITUMINOUS SURFACING, ADA IMPROV, SIGNALS, LIGHTING & NEW BRIDGE #03001 (TH 59 OVER NEW THOMAS AVE) (TIED WITH SP 0301-60)	0.0	MC	NEW BRIDGE	STP	1,862,500	1,490,000	0	0	0	372,500
717	MN 9	8402-17	MNDOT	JCT MN 55 TO JCT US 75 IN DORAN & SOUTH STREET IN MORRIS TO MN 27 IN HERMAN, & ON MN 55 FROM WENDELL TO US 59 MILL AND BIT OVERLAY	31.0	RS	MILL AND OVERLAY	STP	9,325,700	7,460,600	0	0	1,865,100	0
718	US 10	0301-60	MNDOT	**AC** US 10 FROM AIRPORT RD TO US 59, & US 59 FROM US 10 TO HOLMES STREET - GRADING, UNBONDED CONCRETE OVERLAY, BITUMINOUS SURFACING, ADA IMPROV, SIGNALS, LIGHTING & BRIDGE 03001 (TH 59 OVER NEW THOMAS AVE) (TIED TO SP 117-108-003) (AC PROJECT, PAYBACK IN 2016)	2.0	RC	GRADE AND SURFACE	NHPP	6,149,538	1,740,000	5,300,000	0	1,760,000	2,649,538
719	MN 12	7605-38	MNDOT	KERKHOVEN TO PENNOCK - BITUMINOUS OVERLAY (DESIGNED BY DISTRICT 8, FUNDED BY DIST 4 & DIST 8) DIST 8 SP 3403-66 \$1,900,000, DIST 4 SP 7605-38 \$1,548,600 (TIED TO 3403-66)	8.0	RS	BITUMINOUS OVERLAY	NHPP	1,548,600	1,238,880	0	0	309,720	0
720	MN 29	2103-35AC	MNDOT	**AC** MCKAY AVE N OF ALEXANDRIA TO TH 210 - MILL AND BITUMINOUS SURFACING (AC PROJECT, PAYBACK 1 OF 1)	30.0	RD	MILL AND OVERLAY	STP	3,000,000	3,000,000	0	0	0	0

ATP: 4
Fiscal Year: 2015

STIP for FY 2014-2017

Seq #	Route System	Project Number	Agency	Description	Miles	Program	Type of Work	Proposed Funds	Total	FHWA	AC	FTA	TH	Other
721	MN 29	7607-29	MNDOT	**BP08** **ELLA** THORTON AVE IN BENSON TO JCT OF MN 40 - MILL & BITUMINOUS OVERLAY & REPLACE BRIDGE #6550, 6551, 6552 (BRIDGE #6652 CHAPTER 152 FUNDS)(DESIGNED BY DIST 4, FUNDED BY DIST 4 & DIST 8, DIST 4 \$6,437,400 DIST 8 SP 1208-09\$780,000, TIED TO 1208-09)	14.0	RS	BRIDGE REPLACEMENT	SF BF	6,437,400	0	0	0	3,545,400	2,892,000
722	MN 34	1404-17	MNDOT	**AB** JCT TH 9 TO DUNVILLA - PAVEMENT REHABILITATION	19.0	RS	MILL AND OVERLAY	STP	7,105,100	5,684,100	0	0	1,421,000	0
723	MN 75	1401-173	MOORHEAD	**CIMS** GEOMETRIC IMPROVEMENTS AT JCT. OF 11TH ST. AND MAIN AVE/TH75 AND 11TH ST. FROM CENTER AVE TO MAIN AVE, M/O, RECONSTRUCT, AND SIGNAL WORK, ASSOCIATED S.A.P. 144-121-006 AND S.A.P. 144-136-014(CIMS GRANT=\$3,404,000)	1.0	RC	MILL AND OVERLAY	SF	3,404,000	0	0	0	3,404,000	0
724	US 75	1407-25AC	MNDOT	**AC** TH 10 TO N CLAY CO LINE - GRADING, BITUMINOUS MILLING & SURFACING (AC PROJECT, PAYBACK 1 OF 1)	19.0	RS	MILL AND OVERLAY	NHPP	2,200,000	2,200,000	0	0	0	0
725	I 94	5680-130	MNDOT	DECK REPLACEMENT ON BRIDGE #56813 (WB) AND 56814 (EB) OVER CSAH 10	0.0	BI	GRADE AND BRIDGE	SF	1,079,100	0	0	0	1,079,100	0
726	MN 999	8804-AM-15	MNDOT	DISTRICTWIDE SETASIDES - MUNICIPAL AGREEMENTS - 2015	0.0	AM	COOP. CONST. AGREEMENT	SF	275,000	0	0	0	275,000	0
727	MN 999	8804-CA-15	MNDOT	DISTRICTWIDE SETASIDES - CONSULTANT AGREEMENTS - 2015	0.0	CA	MISCELLANEOUS	SF	750,000	0	0	0	750,000	0
728	MN 999	8804-DR-15	MNDOT	DISTRICTWIDE SETASIDES - DRAINAGE - 2015	0.0	DR	CULVERT REPLACEMENT	SF	1,000,000	0	0	0	1,000,000	0
729	MN 999	8804-MA-15	MNDOT	DISTRICTWIDE SETASIDES - MISCELLANEOUS AGREEMENTS - 2015	0.0	MA	MISCELLANEOUS	SF	75,000	0	0	0	75,000	0
730	MN 999	8804-RB-15	MNDOT	DISTRICTWIDE SETASIDES - LANDSCAPING - 2015	0.0	RB	LANDSCAPING	SF	30,000	0	0	0	30,000	0
731	MN 999	8804-RW-15	MNDOT	DISTRICTWIDE SETASIDES - RIGHT-OF-WAY - 2015	0.0	RW	RIGHT OF WAY	SF	1,500,000	0	0	0	1,500,000	0
732	MN 999	8804-RX-15	MNDOT	DISTRICTWIDE SETASIDES - BARC - 2015	0.0	RX	BITUMINOUS OVERLAY	SF	1,000,000	0	0	0	1,000,000	0
733	MN 999	8804-SA-15	MNDOT	DISTRICTWIDE SETASIDES - SUPP AGREE/COST OVERRUNS - 2015	0.0	SA	SUPP. AGREE. & COST OVERRUNS	SF	2,000,000	0	0	0	2,000,000	0
734	MN 999	8804-SC-15	MNDOT	DISTRICTWIDE SETASIDES - SAFETY IMPROVEMENTS - 2015	0.0	SC	SHOULDER REPAIR	SF	1,150,000	0	0	0	1,150,000	0

ATP: 4
Fiscal Year: 2015

STIP for FY 2014-2017

Seq #	Route System	Project Number	Agency	Description	Miles	Program	Type of Work	Proposed Funds	Total	FHWA	AC	FTA	TH	Other
735	MN 999	8804-SHS-15	MNDOT	DISTRICTWIDE SAFETY IMPROVEMENTS (STATE HSIP) - 2015	0.0	SH	MISCELLANEOUS	HSIP	539,200	485,280	0	0	53,920	0
									\$61,937,404	\$29,197,579	\$5,700,000	\$1,240,000	\$21,218,240	\$10,281,585

ATP: 4
Fiscal Year: 2016

STIP for FY 2014-2017

Seq #	Route System	Project Number	Agency	Description	Miles	Program	Type of Work	Proposed Funds	Total	FHWA	AC	FTA	TH	Other
736	BB	TRF-0034-16A	MOORHEAD	SECT 5307: PARATRANSIT AND METRO SENIOR RIDE OPERATING ASSISTANCE	0.0	B9	OPERATE BUS	FTA	446,000	0	0	98,000	0	348,000
737	BB	TRF-0034-16B	MOORHEAD	SECT 5307: CITY OF MOORHEAD TRANSIT OPERATING ASSISTANCE	0.0	B9	OPERATE BUS	FTA	2,120,000	0	0	615,000	0	1,505,000
738	BB	TRF-0034-16C	MOORHEAD	SECT 5307: MOORHEAD PLANNING ASSISTANCE	0.0	B9	PLANNING	FTA	22,000	0	0	18,000	0	4,000
739	BB	TRF-0034-16D	MOORHEAD	SECT 5307: MOORHEAD TRANSIT PREVENTIVE MAINTENANCE	0.0	B9	PREVENTIVE MAINTENANCE	FTA	200,000	0	0	160,000	0	40,000
740	BB	TRF-0034-16N	MNDOT	SECT 5310: CITY OF MOORHEAD MOBILITY MANAGER	0.0	NB	OPERATE BUS	FTA	32,000	0	0	26,000	0	6,000
741	BB	TRS-0007-16	MNDOT	CITY OF BENSON, PURCHASE BUS (CLASS 400) AND BUS RELATED EQUIPMENT	0.0	TR	PURCHASE BUS	STP	74,000	59,200	0	0	0	14,800
742	BB	TRS-1738-16	MNDOT	CITY OF APPLETON/PRAIRIE 5 - PURCHASE BUS (CLASS 400) AND BUS RELATED EQUIPMENT	0.0	TR	PURCHASE BUS	STP	74,000	59,200	0	0	0	14,800
743	BB	TRS-0034-16	MNDOT	CITY OF MOORHEAD, PURCHASE BUS (CLASS 400) AND BUS RELATED EQUIPMENT	0.0	TR	PURCHASE BUS	STP	74,000	59,200	0	0	0	14,800
744	BB	TRS-1131-16	MNDOT	PRODUCTIVE ALTERNATIVES, PURCHASE BUS (CLASS 400) AND BUS RELATED EQUIPMENT	0.0	TR	PURCHASE BUS	STP	74,000	59,200	0	0	0	14,800
745	BB	TRS-2490-16	MNDOT	MAHNOMAN COUNTY, PURCHASE BUS (CLASS 400) AND BUS RELATED EQUIPMENT	0.0	TR	PURCHASE BUS	STP	74,000	59,200	0	0	0	14,800
746	BB	TRS-7067-16	MNDOT	RAINBOW RIDER, PURCHASE 2 BUSES (CLASS 400) AND BUS RELATED EQUIPMENT	0.0	TR	PURCHASE BUS	STP	148,000	118,400	0	0	0	29,600
747	BB	TRS-7318-16	MNDOT	BECKER COUNTY, PURCHASE BUS (CLASS 400) AND BUS RELATED EQUIPMENT	0.0	TR	PURCHASE BUS	STP	118,400	59,200	0	0	0	59,200
748	RR	03-00125	MNDOT	SOO RR, INSTALL GATES, FLASHING LIGHTS AND UPDATED CIRCUITRY, 130TH ST, T564, LAKE VIEW TWP (1 MI S DETROIT LAKES)	0.0	SR	RAILROAD SIGNALS	RRS	275,000	275,000	0	0	0	0
749	RR	44-00104	MNDOT	SOO RR, INSTALL GATES, FLASHING LIGHTS AND UPDATED CIRCUITRY, 280TH ST, CSAH 6, POPPLE GROVE TWP (3 MI N WAUBUN)	0.0	SR	RAILROAD SIGNALS	RRS	275,000	275,000	0	0	0	0
750	CSAH 7	003-607-022AC	BECKER COUNTY	**AC** REPLACE BNSF RR BRIDGE #7175 IN LAKE PARK (AC PROJECT, AC PAYBACK 1 OF 1)	0.0	BR	BRIDGE REPLACEMENT	STP	400,000	400,000	0	0	0	0
751	PED/BIKE	026-090-003	GRANT COUNTY	HOFFMAN PEDESTRIAN BIKE TRAIL ALONG TH 27 FROM 1ST STREET TO ELK LAKE, BITUMINOUS SURFACING	0.0	EN	PEDESTRIAN BIKE TRAIL	TAP	386,250	309,000	0	0	0	77,250

ATP: 4
Fiscal Year: 2016

STIP for FY 2014-2017

Seq #	Route System	Project Number	Agency	Description	Miles	Program	Type of Work	Proposed Funds	Total	FHWA	AC	FTA	TH	Other
752	CSAH 10	026-610-022	GRANT COUNTY	TH 79 TO TH 78, 6 MILES EAST OF ELBOW LAKE, BITUMINOUS RECLAMATION & SURFACING	3.0	RD	BITUMINOUS RECLAMATION	STP	665,000	532,000	0	0	0	133,000
753	CSAH 8	056-608-024	OTTER TAIL COUNTY	**AC**CSAH 53 TO 0.1 WEST OF CSAH 67, BITUMINOUS OVERLAY & PAVED SHOULDERS (AC PROJECT, AC PAYBACK IN 2017)	5.0	RS	BITUMINOUS OVERLAY	STP	1,051,552	824,773	82,341	0	0	226,779
754	CSAH 1	075-601-031	STEVENS COUNTY	**AC** TH 9 IN HANCOCK TO CSAH 10, AGGREGATE BASE & BITUMINOUS SURFACING (AC PROJECT, AC PAYBACK IN 2017)	5.0	RC	GRADE AND SURFACE	STP	1,417,659	1,117,659	82,341	0	0	300,000
755	MSAS 135	102-135-002AC2	ALEXANDRIA	**AC** URBAN GRADING AND SURFACING ON 50TH AVE FROM TH 29 (BROADWAY AVE) TO PIONEER ROAD IN ALEXANDRIA (AC PAYBACK 2 OF 2)	1.0	MC	GRADING	STP	1,699,568	1,699,568	0	0	0	0
756	US 10	0301-60AC	MNDOT	**AC** US 10 FROM AIRPORT RD TO US 59, & US 59 FROM US 10 TO HOLMES - US 10 FROM AIRPORT RD TO US 59, & US 59 FROM US 10 TO HOLMES STREET - GRADING, UNBONDED CONCRETE OVERLAY, BITUMINOUS SURFACING, ADA IMPROV, SIGNALS, LIGHTING & BRIDGE 03001 (TH 59 OVER NEW THOMAS AVE) (TIED TO SP 117-108-003) (AC PROJECT, PAYBACK 1 OF 1)	2.0	RC	GRADE AND SURFACE	NHPP	5,300,000	5,300,000	0	0	0	0
757	MN 29	2102-58	MNDOT	**BP08**ELLA** ALEXANDRIA 4-LANE EXPANSION FROM I 94 TO CSAH 28, INCLUDING REPLACING BRIDGE OLD BR 21814 WITH NEW BR 21828 & OLD BR 21813 WITH NEW BR 21827 & I 94 WITH INTERCHANGE MODIFICATION (CHAPTER 152 FUNDS)	2.0	BR	GRADE AND BRIDGE	BF SF	16,034,800	0	0	0	1,934,800	14,100,000
758	US 75	8408-44	MNDOT	**FMP**ELLA** KENT FLOOD MITIGATION, REPLACE BRIDGE #5186 (NEW BR 84004) (WHISKEY CREEK), ROAD REALIGNMENT, RR OVERPASS	3.0	BR	GRADE AND BRIDGE	BF SF	9,471,000	0	0	0	3,471,000	6,000,000
759	US 75	8406-20	MNDOT	REPLACE OLD BRIDGE #9314 WITH NEW BRIDGE #84006, OVER DORAN SLOUGH	0.0	BR	BRIDGE REPLACEMENT	STP	788,500	630,800	0	0	157,700	0
760	MN 79	2613-18	MNDOT	JCT TH 59/ELBOW LAKE TO JCT I 94, MILL AND BIT. OVERLAY	12.0	RS	MILL AND OVERLAY	STP	4,243,300	3,394,640	0	0	848,660	0
761	I 94	1406-66	MNDOT	**AC** I 94/TH 75 INTERCHANGE MODIFICATION (AC PROJECT, PAYBACK IN 2017)	0.0	MC	BRIDGE APPROACHES	NHPP	7,059,000	5,900,600	4,990,000	0	1,158,400	0
762	MN 200	4402-19	MNDOT	**AB** JCT TH 59 TO MAHNOMEN-CLEARWATER COUNTY LINE - PAVEMENT REHABILITATION	20.0	RD	MILL AND OVERLAY	STP	7,574,000	6,059,200	0	0	1,514,800	0
763	MN 999	8804-CA-16	MNDOT	DISTRICTWIDE SETASIDES - CONSULTANT AGREEMENTS - 2016	0.0	CA	MISCELLANEOUS	SF	500,000	0	0	0	500,000	0

ATP: 4
Fiscal Year: 2016

STIP for FY 2014-2017

Seq #	Route System	Project Number	Agency	Description	Miles	Program	Type of Work	Proposed Funds	Total	FHWA	AC	FTA	TH	Other
764	MN 999	8804-DR-16	MNDOT	DISTRICTWIDE SETASIDES - DRAINAGE - 2016	0.0	DR	CULVERT REPLACEMENT	SF	750,000	0	0	0	750,000	0
765	MN 999	8804-MA-16	MNDOT	DISTRICTWIDE SETASIDES - MISCELLANEOUS AGREEMENTS - 2016	0.0	MA	MISCELLANEOUS	SF	75,000	0	0	0	75,000	0
766	MN 999	8804-RW-16	MNDOT	DISTRICTWIDE SETASIDES - RIGHT-OF-WAY - 2016	0.0	RW	RIGHT OF WAY	SF	1,500,000	0	0	0	1,500,000	0
767	MN 999	8804-RX-16	MNDOT	DISTRICTWIDE SETASIDES - BARC - 2016	0.0	RX	BITUMINOUS OVERLAY	SF	2,900,000	0	0	0	2,900,000	0
768	MN 999	8804-SA-16	MNDOT	DISTRICTWIDE SETASIDES - SUPP AGREE/COST OVERRUNS - 2016	0.0	SA	SUPP. AGREE. & COST OVERRUNS	SF	2,500,000	0	0	0	2,500,000	0
769	MN 999	8804-SC-16	MNDOT	DISTRICTWIDE SETASIDES - SAFETY IMPROVEMENTS - 2016	0.0	SC	SHOULDER REPAIR	SF	1,150,000	0	0	0	1,150,000	0
770	LOCAL 999	8804-SHL-16	LOCAL	DISTRICTWIDE SETASIDES - SAFETY (LOCAL HSIP) - 2016	0.0	SH	STRIPING	HSIP	666,000	599,400	0	0	0	66,600
771	MN 999	8804-SHS-16	MNDOT	DISTRICTWIDE SAFETY IMPROVEMENTS (STATE HSIP) - 2016	0.0	SH	MISCELLANEOUS	HSIP	539,200	485,280	0	0	53,920	0
772	PED/BIKE	8804-TAP-16	LOCAL	DISTRICTWIDE SETASIDES - TRANSPORTATION ALTERNATIVE - 2016	0.0	EN	PEDESTRIAN BIKE TRAIL	TAP	323,333	258,666	0	0	0	64,667
									\$71,000,562	\$28,535,186	\$5,154,682	\$917,000	\$18,514,280	\$23,034,096

ATP: 4
Fiscal Year: 2017

STIP for FY 2014-2017

Seq #	Route System	Project Number	Agency	Description	Miles	Program	Type of Work	Proposed Funds	Total	FHWA	AC	FTA	TH	Other
773	BB	TRF-0034-17A	MOORHEAD	SECT 5307: PARATRANSIT AND METRO SENIOR RIDE OPERATING ASSISTANCE	0.0	B9	OPERATE BUS	FTA	464,000	0	0	102,000	0	362,000
774	BB	TRF-0034-17B	MOORHEAD	SECT 5307: CITY OF MOORHEAD TRANSIT OPERATING ASSISTANCE	0.0	B9	OPERATE BUS	FTA	2,210,000	0	0	1,570,000	0	640,000
775	BB	TRF-0034-17C	MOORHEAD	SECT 5307: MOORHEAD PLANNING ASSISTANCE	0.0	B9	PLANNING	FTA	22,000	0	0	18,000	0	4,000
776	BB	TRF-0034-17D	MOORHEAD	SECT 5307: MOORHEAD TRANSIT PREVENTIVE MAINTENANCE	0.0	B9	PREVENTIVE MAINTENANCE	FTA	200,000	0	0	160,000	0	40,000
777	BB	TRF-0034-17N	MNDOT	SECT 5310: CITY OF MOORHEAD MOBILITY MANAGER	0.0	NB	OPERATE BUS	FTA	32,000	0	0	25,600	0	6,400
778	BB	TRS-0027-17	MNDOT	CITY OF MORRIS, PURCHASE BUS (CLASS 400) AND BUS RELATED EQUIPMENT	0.0	TR	PURCHASE BUS	STP	76,000	53,200	0	0	0	22,800
779	BB	TRS-1131-17A	MNDOT	PRODUCTIVE ALTERNATIVES, PURCHASE BUS (1 CLASS 400) AND BUS RELATED EQUIPMENT	0.0	TR	PURCHASE BUS	STP	76,000	53,200	0	0	0	22,800
780	BB	TRS-1131-17B	MNDOT	PRODUCTIVE ALTERNATIVES, PURCHASE BUS (1 CLASS 500) AND BUS RELATED EQUIPMENT	0.0	TR	PURCHASE BUS	STP	150,000	105,000	0	0	0	45,000
781	BB	TRS-7067-17	MNDOT	RAINBOW RIDER, PURCHASE BUS (CLASS 400) AND BUS RELATED EQUIPMENT	0.0	TR	PURCHASE BUS	STP	76,000	53,200	0	0	0	22,800
782	CSAH 22	003-622-034	BECKER COUNTY	**AC** ROUNDABOUT ON TH 59 AT CSAH 22, SOUTH OF DETROIT LAKES (TIED TO SP 0304-34)(AC PROJECT, PAYBACK IN 2018)	1.0	SC	GRADING	STP	1,374,000	374,000	306,000	0	0	1,000,000
783	CSAH 6	044-606-012AC	MAHNOMEN COUNTY	**AC** BITUMINOUS OVERLAY FROM TH 59 TO CSAH 4 (AC PROJECT, AC PAYBACK 1 OF 1)	13.0	RS	BITUMINOUS OVERLAY	STP	141,318	141,318	0	0	0	0
784	CSAH 8	056-608-024AC	OTTER TAIL COUNTY	**AC**CSAH 53 TO 0.1 WEST OF CSAH 67, BITUMINOUS OVERLAY & PAVED SHOULDERS (AC PROJECT, AC PAYBACK 1 OF 1)	5.0	RS	BITUMINOUS OVERLAY	STP	82,341	82,341	0	0	0	0
785	CSAH 1	075-601-031AC	STEVENS COUNTY	**AC** TH 9 IN HANCOCK TO CSAH 10, AGGREGATE BASE & BITUMINOUS SURFACING (AC PROJECT, AC PAYBACK 1 OF 1)	5.0	RC	GRADE AND SURFACE	STP	82,341	82,341	0	0	0	0
786	CSAH 6	076-606-045	SWIFT COUNTY	CSAH 31 TO CSAH 35 IN KERKHOVEN, BITUMINOUS MILL AND OVERLAY	7.0	RD	MILL AND OVERLAY	STP	1,900,000	1,520,000	0	0	0	380,000
787	MSAS 110	190-110-006	MORRIS	PACIFIC AVE FROM WEST 5TH ST (TH 28)TO WEST 6TH ST IN MORRIS, URBAN GRADING (ALSO SP 190-115-002)	1.0	RC	GRADE AND SURFACE	STP	1,379,000	927,000	0	0	0	452,000
788	MN 9	8409-23	MNDOT	REPLACE OLD BRIDGE #6783 WITH NEW BRIDGE #84007, OVER DEERHORN CREEK	0.0	BR	GRADE AND BRIDGE	STP	956,000	764,800	0	0	191,200	0

ATP: 4
Fiscal Year: 2017

STIP for FY 2014-2017

Seq #	Route System	Project Number	Agency	Description	Miles	Program	Type of Work	Proposed Funds	Total	FHWA	AC	FTA	TH	Other
789	MN 9	2601-19	MNDOT	JCT TH 27 IN HERMAN TO JCT OF TH 55, MILL AND OVERLAY	18.0	RS	MILL AND OVERLAY	STP	4,212,100	3,369,680	0	0	842,420	0
790	US 10	0301-63	MNDOT	BRIDGE MAINTENANCE (REDECK ON BRIDGE #03003 OVER CP RAILROAD, EB) IN DETROIT LAKES	0.0	BR	GRADE AND BRIDGE	NHPP	911,000	728,800	0	0	182,200	0
791	US 12	7605-89	MNDOT	JCT CSAH 25 (E OF BENSON) TO KERKHOVEN, MILL AND OVERLAY	16.0	RS	MILL AND OVERLAY	NHPP	5,303,500	4,242,800	0	0	1,060,700	0
792	MN 28	0605-16	MNDOT	EAST OF BEARDSLEY TO WEST OF GRACEVILLE, MILL AND BIT OVERLAY	12.0	RS	MILL AND OVERLAY	STP	2,734,300	2,187,400	0	0	546,900	0
793	MN 29	7608-19	MNDOT	**ADA** IN BENSON ON MN 9, MN 12, AND 29, MILL AND OVERLAY, SIGNAL ENHANCEMENTS, ADA	3.0	RS	MILL AND OVERLAY	NHPP	2,814,000	2,251,200	0	0	562,800	0
794	MN 32	1402-19	MNDOT	JCT OF TH 34 TO JCT TH 10, MILL AND OVERLAY	16.0	RS	MILL AND OVERLAY	STP	3,943,400	3,154,700	0	0	788,700	0
795	US 59	0305-34	MNDOT	0.4 MILES S OF BUFFALO RIVER TO JCT TH 200, MILL AND OVERLAY	22.0	RS	MILL AND OVERLAY	NHPP	8,810,800	7,048,600	0	0	1,762,200	0
796	US 59	7609-10	MNDOT	TH 119 TO JCT TH 12, MILL AND OVERLAY	8.0	RS	MILL AND OVERLAY	NHPP	3,400,000	2,720,000	0	0	680,000	0
797	US 59	0304-34	MNDOT	ROUNDBOUT ON TH 59 AT CSAH 22, SOUTH OF DETROIT LAKES	1.0	SC	GRADE AND SURFACE	NHPP	1,170,800	936,600	0	0	234,200	0
798	I 94	1481-9066B	MNDOT	BRIDGE PAINTING ON I 94 OVER THE RED RIVER (BRIDGE # 9066, 9067)	0.0	BI	PAINT BRIDGE	NHPP	357,000	321,300	0	0	35,700	0
799	I 94	1406-66AC	MNDOT	**AC** I 94/TH 75 INTERCHANGE MODIFICATION (AC PROJECT, PAYBACK 1 OF 1)	0.0	MC	BRIDGE APPROACHES	NHPP	4,990,000	4,990,000	0	0	0	0
800	MN 999	8804-BI-17	MNDOT	DISTRICTWIDE SETASIDES - BRIDGE MAINTENANCE - 2017	0.0	BI	PAINT BRIDGE	SF	400,000	0	0	0	400,000	0
801	MN 999	8804-CA-17	MNDOT	DISTRICTWIDE SETASIDES - CONSULTANT AGREEMENTS - 2017	0.0	CA	MISCELLANEOUS	SF	750,000	0	0	0	750,000	0
802	MN 999	8804-DR-17	MNDOT	DISTRICTWIDE SETASIDES - DRAINAGE - 2017	0.0	DR	CULVERT REPLACEMENT	SF	1,000,000	0	0	0	1,000,000	0
803	MN 999	8804-MA-17	MNDOT	DISTRICTWIDE SETASIDES - MISCELLANEOUS AGREEMENTS - 2017	0.0	MA	MISCELLANEOUS	SF	75,000	0	0	0	75,000	0
804	MN 999	8804-RW-17	MNDOT	DISTRICTWIDE SETASIDES - RIGHT-OF-WAY - 2017	0.0	RW	RIGHT OF WAY	SF	750,000	0	0	0	750,000	0
805	MN 999	8804-RX-17	MNDOT	DISTRICTWIDE SETASIDES - BARC - 2017	0.0	RX	BITUMINOUS OVERLAY	SF	3,100,000	0	0	0	3,100,000	0

ATP: 4

Fiscal Year: 2017

STIP for FY 2014-2017

Seq #	Route System	Project Number	Agency	Description	Miles	Program	Type of Work	Proposed Funds	Total	FHWA	AC	FTA	TH	Other
806	MN 999	8804-SA-17	MNDOT	DISTRICTWIDE SETASIDES - SUPP AGREE/COST OVERRUNS - 2017	0.0	SA	SUPP. AGREE. & COST OVERRUNS	SF	2,000,000	0	0	0	2,000,000	0
807	MN 999	8804-SC-17	MNDOT	DISTRICTWIDE SETASIDES - SAFETY IMPROVEMENTS - 2017	0.0	SC	STRIPING	SF	1,500,000	0	0	0	1,500,000	0
808	LOCAL 999	8804-SHL-17	LOCAL	DISTRICTWIDE SETASIDES - SAFETY (LOCAL HSIP) - 2017	0.0	SH	STRIPING	HSIP	1,222,222	1,100,000	0	0	0	122,222
809	MN 999	8804-SHS-17	MNDOT	DISTRICTWIDE SAFETY IMPROVEMENTS (STATE HSIP) - 2017	0.0	SH	MISCELLANEOUS	HSIP	1,000,000	900,000	0	0	100,000	0
810	PED/BIKE	8804-TAP-17A	LOCAL	DISTRICTWIDE SETASIDES - TRANSPORTATION ALTERNATIVE - 2017	0.0	EN	PEDESTRIAN BIKE TRAIL	TAP	111,111	100,000	0	0	0	11,111
811	PED/BIKE	8804-TAP-17B	LOCAL	DISTRICTWIDE SETASIDES - TRANSPORTATION ALTERNATIVE - 2017	0.0	EN	PEDESTRIAN BIKE TRAIL	TAP	222,222	200,000	0	0	0	22,222
812	PED/BIKE	8804-TAP-17C	LOCAL	DISTRICTWIDE SETASIDES - TRANSPORTATION ALTERNATIVE - 2017	0.0	EN	PEDESTRIAN BIKE TRAIL	TAP	333,333	300,000	0	0	0	33,333
									\$60,331,788	\$38,707,480	\$306,000	\$1,875,600	\$16,562,020	\$3,186,688

Areawide Tra

Jeff Vlamincik
Transportation District Engineer
(507) 286-7501
2900 48th Street NW
Rochester, Minnesota 55901-5848

General Information: (507) 286-7500
FAX: (507) 285-7355

ATP: 6
Fiscal Year: 2014

STIP for FY 2014-2017

Seq #	Route System	Project Number	Agency	Description	Miles	Program	Type of Work	Proposed Funds	Total	FHWA	AC	FTA	TH	Other
813	BB	TRF-0047-14A	ROCHESTER	SECT 5307: ROCHESTER DAR TRANSIT OPERATING ASSISTANCE	0.0	B9	OPERATE BUS	LF	676,785	0	0	0	0	676,785
814	BB	TRF-0047-14B	ROCHESTER	SECT 5307: ROCHESTER RR TRANSIT OPERATING ASSISTANCE	0.0	B9	OPERATE BUS	FTA	6,644,054	0	0	1,735,856	0	4,908,198
815	BB	TRF-0047-14C	ROCHESTER	SECT 5307: ELECTRONIC FAREBOXES/OTHER ITS	0.0	B9	BUS GRANT CAPITAL IMPROVEMENT	FTA	1,500,000	0	0	1,200,000	0	300,000
816	BB	TRF-0047-14D	ROCHESTER	SECT 5307: DOWNTOWN BUS STOP IMPROVEMENTS	0.0	B9	BUS GRANT CAPITAL IMPROVEMENT	FTA	500,000	0	0	400,000	0	100,000
817	BB	TRF-0047-14E	ROCHESTER	SECT 5307: ROCHESTER RR - PURCHASE 3 BUSES (CLASS 700)	0.0	B9	PURCHASE BUS	FTA	1,236,000	0	0	988,800	0	247,200
818	BB	TRF-3780-14	LA CRESCENT	SECT 5307: LA CRESCENT TRANSIT OPERATING ASSISTANCE	0.0	B9	OPERATE BUS	FTA	187,779	0	0	44,000	0	143,779
819	BB	TRS-0001-14	MNDOT	CVS - PURCHASE 1 BUS (CLASS 400)	0.0	TR	PURCHASE BUS	STP	76,000	60,800	0	0	0	15,200
820	BB	TRS-0001-14A	STEELE COUNTY	PURCHASE 1 BUS (CLASS 400)	0.0	TR	PURCHASE BUS	STP	76,000	60,800	0	0	0	15,200
821	BB	TRS-0047-14	ROCHESTER	ROCHESTER RR - PURCHASE 1 BUS (CLASS 700)	0.0	TR	PURCHASE BUS	STP	412,000	297,000	0	0	0	115,000
822	BB	TRS-0065-14	MNDOT	CITY OF WINONA - PURCHASE 2 BUSES (CLASS 600)	0.0	TR	PURCHASE BUS	STP	416,000	332,800	0	0	0	83,200
823	BB	TRS-1977-14	MNDOT	SEMCAC - PURCHASE 1 BUS (CLASS 400)	0.0	TR	PURCHASE BUS	STP	76,000	60,800	0	0	0	15,200
824	BB	TRS-7284-14A	THREE RIVERS	THREE RIVERS - PURCHASE 1 BUS (CLASS 400) - CITY OF NORTHFIELD	0.0	TR	PURCHASE BUS	STP	76,000	60,800	0	0	0	15,200
825	BB	TRS-7284-14	THREE RIVERS	THREE RIVERS - PURCHASE 1 BUS (CLASS 400)	0.0	TR	PURCHASE BUS	STP	76,000	60,800	0	0	0	15,200
826	RR	24-00131	FREEBORN COUNTY	IC&E - INSTALL GATES - CSAH 14, FREEBORN COUNTY	0.0	SR	RR X-ING IMPROVEMENTS	RRS	275,000	275,000	0	0	0	0
827	RR	24-00132AC	ALBERT LEA	**AC** UP - UPGRADE TO GATES - MYERS ROAD, ALBERT LEA, FREEBORN COUNTY (AC PAYBACK 1 OF 1)	0.0	SR	RR X-ING IMPROVEMENTS	RRS	189,577	189,577	0	0	0	0
828	RR	74-00133	STEELE COUNTY	DM&E - INSTALL GATES - CSAH 17, SW 52ND AVE, STEELE COUNTY	0.0	SR	RR X-ING IMPROVEMENTS	RRS	275,000	275,000	0	0	0	0
829	CSAH 17	024-070-015	FREEBORN COUNTY	SHOULDER PAVING + RS + SAFETY WEDGE ON CSAH 17 (SEGMENT 17.03)	0.0	SH	PAVE SHOULDER	HSIP	125,800	113,220	0	0	0	12,580

ATP: 6
Fiscal Year: 2014

STIP for FY 2014-2017

Seq #	Route System	Project Number	Agency	Description	Miles	Program	Type of Work	Proposed Funds	Total	FHWA	AC	FTA	TH	Other
830	CSAH 17	024-070-016	FREEBORN COUNTY	SHOULDER PAVING + RS + SAFETY WEDGE ON CSAH 17 (SEGMENT 17.02)	0.0	SH	PAVE SHOULDER	HSIP	407,000	366,300	0	0	0	40,700
831	CSAH 17	024-617-018	FREEBORN COUNTY	RECONSTRUCTION - CSAH 17 - CR 69 TO CSAH 18	7.0	RC	GRADE AND SURFACE	STP	3,700,000	1,962,490	0	0	0	1,737,510
832	LOCAL 999	025-070-007	GOODHUE COUNTY	SIX-INCH LATEX EDGELINE AND GROUND IN SIX-INCH EPOXY WET-REFLECTIVE MARKINGS AT VARIOUS LOCATIONS IN GOODHUE COUNTY	0.0	SH	SAFETY TARGET	HSIP	102,517	92,265	0	0	0	10,252
833	TWN 117	025-599-102	GOODHUE COUNTY	REPLACE BRIDGE 2624 - T-117 (TERRITORIAL RD.) - 1.05 MI S OF THE INTERSECTION OF CSAH 2 ON TERRITORIAL ROAD	0.0	BR	BRIDGE REPLACEMENT	BROS	560,000	448,000	0	0	0	112,000
834	CSAH 6	025-606-016	GOODHUE COUNTY	GRADE & AGGREGATE SURFACE - CSAH 6 - JCT CSAH 9 TO JCT CSAH 1	6.0	RC	GRADE AND SURFACE	STP	5,500,000	3,237,874	0	0	0	2,262,126
835	CSAH 37	066-070-011	RICE COUNTY	CSAH 37 SHOULDER PAVING WITH RUMBLE STRIPES AND SAFETY EDGE IN CONJUNCTION WITH ASSOCIATED SAP 066-637-010, MILLING, RECLAMATION AND BITUMINOUS SURFACING	0.0	SH	PAVE SHOULDER	HSIP	2,077,778	250,000	0	0	0	1,827,778
836	LOCAL 999	074-070-003	STEELE COUNTY	2014 HSIP STRIPING PROJECT ON VARIOUS CSAHS THROUGHOUT THE COUNTY	0.0	SH	STRIPING	HSIP	151,710	136,539	0	0	0	15,171
837	LOCAL 999	079-070-005	WABASHA COUNTY	WABASHA COUNTY CHEVRONS ON VARIOUS CSAHS AND CRS THROUGHOUT THE COUNTY	0.0	SH	SAFETY TARGET	HSIP	388,889	350,000	0	0	0	38,889
838	LOCAL 999	079-070-006	WABASHA COUNTY	WABASHA COUNTY EDGELINE STRIPING ON VARIOUS CSAHS AND CRS THROUGHOUT THE COUNTY	0.0	SH	SAFETY TARGET	HSIP	388,889	350,000	0	0	0	38,889
839	CSAH 26	085-626-021	WINONA COUNTY	BIT. RECLAMATION & OVERLAY - CSAH 26 - WEST COUNTY LINE TO 2.4 MILES EAST & 0.1 MILE EAST OF TH 74 TO CR 114	5.0	RD	BITUMINOUS RECLAMATION	STP	1,125,000	882,418	0	0	0	242,582
840	PED/BIKE	097-080-004	WINONA STATE UNIVERSITY	**MN139**MN222** CONSTRUCTION OF GRADE SEPARATED RAILROAD CROSSINGS ADJACENT TO WINONA STATE UNIVERSITY - APPROACH CONSTRUCTION	0.0	EN	PEDESTRIAN BIKE TRAIL	DEMO	4,005,741	584,231	0	0	0	3,421,510
841	MUN 101	104-101-005	AUSTIN	8TH AVE NE - 8TH ST TO IC&E RR - GRADE & SURFACE	0.0	RC	GRADE AND SURFACE	STP	518,750	415,000	0	0	0	103,750
842	MUN 123	104-123-007	AUSTIN	8TH STREET NE - 8TH AVE TO 10TH AVE - GRADE & SURFACE	0.0	RC	GRADE AND SURFACE	STP	231,250	185,000	0	0	0	46,250
843	MUN 135	125-135-005	FARIBAULT	RECONSTRUCTION - 30TH ST NW - TH 21 (LYNDALE AVE) TO CARDINAL AVE	0.0	RC	CONCRETE PAVEMENT	STP	575,000	460,000	0	0	0	115,000

ATP: 6
Fiscal Year: 2014

STIP for FY 2014-2017

Seq #	Route System	Project Number	Agency	Description	Miles	Program	Type of Work	Proposed Funds	Total	FHWA	AC	FTA	TH	Other
844	MUN 135	125-135-006	FARIBAULT	RECONSTRUCTION - 30TH ST NW - TWIN LAKES CT TO TH 3 (2ND AVE NW)	0.0	RC	GRADE AND SURFACE	STP	710,000	495,000	0	0	0	215,000
845	MUN 127	156-127-003	RED WING	RECONSTRUCTION - WEST AVENUE - 7TH STREET TO MAPLE STREET	1.0	RC	GRADE AND SURFACE	STP	1,830,000	1,096,000	0	0	0	734,000
846	PED/BIKE	159-090-018	ROCHESTER	EAST CIRCLE DRIVE PATH FROM CSAH 2 TO TH 14- PEDESTRIAN/BIKE TRAIL	3.0	EN	PEDESTRIAN BIKE TRAIL	TAP	1,249,490	800,000	0	0	0	449,490
847	MUN 132	159-132-006	ROCHESTER	TH 52 INTERCHANGE IMPROVEMENTS: 55TH ST NW - W TO E FRONTAGE RD	0.0	MC	GRADE AND SURFACE	STP	3,675,000	1,280,000	0	0	0	2,395,000
848	PED/BIKE	249-591-002	BYRON	**SRTS** INFRA BYRON, CE & CONSTRUCTION FOR SIDEWALK/PATH CONNECTION ON CSAH 5, 4TH ST NE, AND COUNTY ROAD 134	0.0	BT	PED/BIKE IMPROVEMENT	SRTS	268,370	268,370	0	0	0	0
849	PED/BIKE	SRS-9103-14	CITY OF RED WING	**SRTS** NON-INFRA, RED WING; GRANT TO FUND A PART-TIME 2 YEAR SRTS COORDINATOR TO IMPLEMENT EDUCATION AND ENCOURAGEMENT ACTIVITIES	0.0	PL	PEDESTRIAN BIKE TRAIL	SRTS	27,700	27,700	0	0	0	0
850	PED/BIKE	SRS-9108-14	OLMSTED COUNTY	**SRTS** NON-INFRA, ROCHESTER; GRANT FOR EDUCATION AND ENCOURAGEMENT MATERIALS AND A 2 YEAR COORDINATOR	0.0	PL	PEDESTRIAN BIKE TRAIL	SRTS	12,000	12,000	0	0	0	0
851	MN 3	6612-97AC	MNDOT	**AC** FROM FARIBAULT TO NORTHFIELD, MEDIUM BITUMINOUS OVERLAY (AC PAYBACK 1 OF 1)	13.0	RS	MILL AND OVERLAY	STP	3,147,240	3,147,240	0	0	0	0
852	US 14	7408-46	MNDOT	FROM I 35 EAST TO TH 218 - CABLE MEDIAN BARRIER	3.0	SH	GUARD RAIL	HSIP	314,000	282,600	0	0	31,400	0
853	US 14	2001-37	MNDOT	FINAL HYDRAULIC DESIGN ON NEW ALIGNMENT FROM CR 80 TO CR H - CONSULTANT CONTRACT	19.0	PL	PLANNING	NHPP	600,000	180,000	0	0	420,000	0
854	MN 16	2304-45	MNDOT	ON TH 16 NEAR LANESBORO, REPLACE BRIDGES 3686/23026 AND 3687/23X15	0.0	BR	BRIDGE REPLACEMENT	STP	1,378,000	1,102,400	0	0	275,600	0
855	I 35	7401-38	MNDOT	VARIOUS LOCATIONS BETWEEN WASECA STEELE COUNTY LINE AND I 35, LANDSCAPING FOR COMPLETED PROJECT - SP 7401-34	0.0	RB	LANDSCAPING	SF	250,000	0	0	0	250,000	0
856	I 35	7480-113	MNDOT	**AC** NB AND SB FROM 0.5 MI N OF S LIMITS OF OWATONNA (40.787) TO 0.25 MI N OF N JCT US 14 (42.856), RECONSTRUCT PAVEMENT AND NB AND SB FROM BRIDGE STREET TO N JCT US 14, OWATONNA, CONSTRUCT AUXILIARY LANE AND REPLACE BRIDGES 74815/74835, 74816/74836, 74817/74837 AND 74818/74838 (AC PROJECT - PAYBACK IN 2015 AND 2016)	2.0	RC	GRADE, SURFACE & BRIDGE	NHPP	6,000,000	3,587,000	18,130,000	0	2,413,000	0
857	I 35	7480-120	MNDOT	MEDFORD, RECONSTRUCTION OF ROUND-A-BOUNTS	0.0	SC	GRADE AND SURFACE	SF	261,468	0	0	0	261,468	0

ATP: 6
Fiscal Year: 2014

STIP for FY 2014-2017

Seq #	Route System	Project Number	Agency	Description	Miles	Program	Type of Work	Proposed Funds	Total	FHWA	AC	FTA	TH	Other
858	I 35	7480-123	MNDOT	INSTALL HIGH TENSION CABLE MEDIAN BARRIER ALONG I 35 FROM 1.8 MI SOUTH OF CSAH 4 TO EXIT 40 (TH 14)	9.0	SH	GUARD RAIL	HSIP	1,208,186	1,087,367	0	0	120,819	0
859	MN 43	2307-21	MNDOT	MN 16 FROM S JCT MN 43 TO N JCT MN 43 AND MN 43 FROM N JCT MN 16 TO THE ROOT RIVER BRIDGE IN RUSHFORD, RECONSTRUCT - MUNICIPAL AGREEMENTS PROGRAM - F.Y. 2014	1.0	AM	COOP. CONST. AGREEMENT	SF LF	3,138,000	0	0	0	1,500,000	1,638,000
860	MN 44	2308-26AC	MNDOT	**AC** FROM JCT TH 52 TO E CITY LIMITS OF SPRING GROVE - BITUMINOUS MILL & OVERLAY (AC PAYBACK 1 OF 1)	13.0	RS	MILL AND OVERLAY	STP	2,400,000	2,400,000	0	0	0	0
861	US 52	2505-48CE3	MNDOT	DESIGN BUILD - ELK RUN INTERCHANGE - 2014 COSTS FOR CONSTRUCTION ENGINEERING	2.0	MC	GRADE, SURFACE & BRIDGE	SF	567,771	0	0	0	567,771	0
862	US 52	2505-48RW3	MNDOT	**BP08** DESIGN BUILD - ELK RUN INTERCHANGE - 2014 COSTS FOR RIGHT OF WAY	2.0	MC	GRADE, SURFACE & BRIDGE	SF	545,175	0	0	0	545,175	0
863	US 52	2309-29	MNDOT	FROM IA/MN STATE LINE TO 0.1 MI N OF CSAH 22, MEDIUM BITUMINOUS MILL AND OVERLAY	10.0	RS	BITUMINOUS OVERLAY	NHPP	2,987,100	2,389,680	0	0	597,420	0
864	US 52	2506-72	MNDOT	**CIMS** FROM 1.1 MILES S OF CSAH 9 TO 0.1 MILES N OF CSAH 1 RT , GRADING, BITUMINOUS SURFACING, DRAINAGE AND LIGHTING - (\$0.25M CIMS FUNDS, \$1.27M SF AND \$1.78M LOCAL FUNDS AND \$5.6M SAM FUNDS)	3.0	SC	GRADE AND SURFACE	BF	8,900,000	0	0	0	1,520,000	7,380,000
865	MN 60	7902-21	MNDOT	NEAR MAZEPPA, REPLACE BRIDGE 6532 WITH BRIDGE 79012	0.0	BR	BRIDGE REPLACEMENT	STP	1,980,000	1,584,000	0	0	396,000	0
866	MN 60	7903-45	MNDOT	**BP08** TH 60 OVER TROUT CREEK, REPLACE BRIDGE 5397 WITH BRIDGE 79011	0.0	BR	BRIDGE REPLACEMENT	BF	1,241,000	0	0	0	0	1,241,000
867	US 61	2514-119	MNDOT	NB AND SB FROM TH 19 TO TH 316, MEDIUM BITUMINOUS MILL AND OVERLAY	8.0	RS	MILL AND OVERLAY	NHPP	4,386,512	3,509,210	0	0	877,302	0
868	US 61	2514-119S	MNDOT	CONSTRUCT AN OFFSET RIGHT TURN LANE AND EXTEND THE MEDIAN ACCELERATION LANE AT THE INTERSECTION OF TH 61 AND CSAH 18 (CASINO ROAD) AND CONSTRUCT OFFSET LEFT TURN LANES AT THE INTERSECTION OF TH 61 AND TH 19	0.0	SH	TURN LANES	HSIP	376,000	338,400	0	0	37,600	0
869	US 61	7904-79001A	MNDOT	BRIDGE PAINTING IN GOODHUE AND WABASHA COUNTIES (TH 19 AND TH 61)	0.0	BI	BRIDGE REPAIR	SF	569,825	0	0	0	569,825	0
870	US 63	2515-21CE	MNDOT	**BP08** RED WING BRIDGE - 2014 COSTS FOR CONSULTANT ENGINEERING	0.0	BR	BRIDGE REPLACEMENT	SF	1,200,000	0	0	0	1,200,000	0

ATP: 6
Fiscal Year: 2014

STIP for FY 2014-2017

Seq #	Route System	Project Number	Agency	Description	Miles	Program	Type of Work	Proposed Funds	Total	FHWA	AC	FTA	TH	Other
871	US 63	5006-19	MNDOT	FROM W JCT TH 16 TO S END ROOT RIVER BRIDGE (STEWARTVILLE), BITUMINOUS MILL & OVERLAY, CONSTRUCT LEFT TURN LANES IN RACINE, CSAH 1 & CSAH 2, REPLACE APPROACHES AND RAILINGS ON BRIDGE 50001 OVER DEER CREEK AND BRIDGE 50002 OVER BEAR CREEK	10.0	RS	MILL AND OVERLAY	NHPP	4,590,000	3,292,000	0	0	1,298,000	0
872	US 63	5006-19S	MNDOT	CSAH 1 IN RACINE, LEFT TURN LANES	0.0	SH	SAFETY TARGET	HSIP	360,000	324,000	0	0	36,000	0
873	MN 74	8507-26	MNDOT	**TED10** ST. CHARLES INTERSTATE 90 BUSINESS PARK, TURN LANES WILL BE CONSTRUCTED ON TH 74 TO PROVIDE SAFER ACCESS TO THE NEW BUSINESS PARK (70,000 TED10 BONDS)	0.0	AM	GRADE AND SURFACE	BF	70,000	0	0	0	0	70,000
874	I 90	8580-149OV1	MNDOT	**BP08** DRESBACH BRIDGE - 2014 COSTS FOR CONSTRUCTION OVERSIGHT	0.0	BR	BRIDGE REPLACEMENT	SF	2,222,000	0	0	0	2,222,000	0
875	I 90	5080-162	MNDOT	**\$100M** CONCRETE PAVEMENT REHABILITATION , EB FROM 0.24 MI E MN 16 TO 2.5 MI E CSAH 1	8.0	PM	CONCRETE PAVEMENT REHAB	NHPP	2,052,750	1,847,475	0	0	205,275	0
876	I 90	8580-165	MNDOT	**AC** EB FROM 0.8 MI W TH 76 TO 0.69 W OF CSAH 12 OVERPASS, UNBONDED CONCRETE OVERLAY (AC PROJECT, PAYBACK IN 2015)	8.0	RC	MILL AND OVERLAY	NHPP	6,682,900	5,754,610	2,600,000	0	928,290	0
877	I 90	5580-92	MNDOT	I-90 EB FROM 0.9 MI E OF TH 63 TO 1.4 MI E OF CSAH 19, CONCRETE PAVEMENT REHABILITATION, PLANING AND BITUMINOUS SHOULDER REPLACEMENT	12.0	PM	CONCRETE PAVEMENT REHAB	NHPP	2,975,750	2,678,175	0	0	297,575	0
878	MN 247	5512-08AC	MNDOT	**AC** FROM JCT TH 63 TO JCT TH 42, BITUMINOUS MILL & OVERLAY (AC PAYBACK 1 OF 1)	13.0	RS	MILL AND OVERLAY	STP	2,750,246	2,750,246	0	0	0	0
879	MN 999	8826-135	MNDOT	BRIDGE DECK CRACK SEALING ON 33 BRIDGES SPREAD OVER THE DISTRICT ON TH'S 35, 90,14, 61 AND 63 IN FREEBORN, GOODHUE, MOWER, RICE AND OLMSTED COUNTIES	0.0	BI	BRIDGE REPAIR	SF	359,683	0	0	0	359,683	0
880	MN 999	8826-141	MNDOT	CRACK SEAL VARIOUS LOCATIONS ON TH'S 13, 14, 16, 19, 30, 43, 44, 56, 60, 63, 76, 90, 218 AND 246	0.0	PM	10 - PM CRACK SEAL & CHIP	SF	996,000	0	0	0	996,000	0
881	MN 999	8826-142	MNDOT	SEAL COAT VARIOUS LOCATIONS ON TH'S 13, 19, 56, 60, 61 AND 76	0.0	PM	10 - PM CRACK SEAL & CHIP	STP	2,156,267	1,488,995	0	0	667,272	0
882	MN 999	8826-109	MNDOT	**ADA** VARIOUS LOCATIONS DISTRICTWIDE, PEDESTRIAN RAMPS - ADA FUNDS - 2014	0.0	SC	PED./BIKE IMPROVEMENT	STP	287,500	230,000	0	0	57,500	0
883	PED/BIKE	8826-115	MNDOT	ZUMBROTA HISTORICAL COVERED BRIDGE - SAFETY SYSTEM - NATIONAL HISTORIC COVERED BRIDGE PRESERVATION (NHCBP) PROGRAM GRANT	0.0	MA	BRIDGE REPAIR	FFM	50,000	40,000	0	0	0	10,000

ATP: 6
Fiscal Year: 2014

STIP for FY 2014-2017

Seq #	Route System	Project Number	Agency	Description	Miles	Program	Type of Work	Proposed Funds	Total	FHWA	AC	FTA	TH	Other
884	MN 999	8806-CA-14	MNDOT	DISTRICTWIDE SETASIDES - CONSULTANT AGREEMENTS - 2014	0.0	CA	MISCELLANEOUS	SF	8,500,000	0	0	0	8,500,000	0
885	MN 999	8806-CL-14	MNDOT	DISTRICTWIDE SETASIDES - CULVERTS - 2014	0.0	DR	CULVERT REPLACEMENT	SF	500,000	0	0	0	500,000	0
886	MN 999	8806-LT-14	MNDOT	DISTRICTWIDE SETASIDES - LIGHTING - 2014	0.0	SC	LIGHTING	SF	50,000	0	0	0	50,000	0
887	MN 999	8806-MA-14	MNDOT	DISTRICTWIDE SETASIDES - MISCELLANEOUS AGREEMENTS - 2014	0.0	MA	MISCELLANEOUS	SF	100,000	0	0	0	100,000	0
888	MN 999	8806-RW-14	MNDOT	DISTRICTWIDE SETASIDES - R/W - 2014	0.0	RW	RIGHT OF WAY	SF	10,790,728	0	0	0	10,790,728	0
889	MN 999	8806-SA-14	MNDOT	DISTRICTWIDE SETASIDES - SUPPLEMENTAL AGREEMENTS AND COST OVERRUNS - 2014	0.0	SA	SUPP. AGREE. & COST OVERRUNS	SF	2,894,000	0	0	0	2,894,000	0
890	MN 999	8806-SC-14	MNDOT	DISTRICTWIDE SETASIDES - SAFETY PROJECTS - 2014	0.0	SC	SAFETY TARGET	SF	100,000	0	0	0	100,000	0
891	MN 999	8806-SG-14	MNDOT	DISTRICTWIDE SETASIDES - SIGNAL REPLACEMENT - 2014	0.0	SC	TRAFFIC SIGNAL INST.	SF	434,468	0	0	0	434,468	0
892	MN 999	8806-SN-14	MNDOT	DISTRICTWIDE SETASIDES - SIGNING - 2014	0.0	SC	SIGNING	SF	220,000	0	0	0	220,000	0
893	MN 999	8806-ST-14	MNDOT	DISTRICTWIDE SETASIDES - STRIPING - 2014	0.0	SC	STRIPING	SF	740,000	0	0	0	740,000	0
									\$131,655,648	\$53,499,182	\$20,730,000	\$4,368,656	\$42,980,171	\$30,807,639

ATP: 6
Fiscal Year: 2015

STIP for FY 2014-2017

Seq #	Route System	Project Number	Agency	Description	Miles	Program	Type of Work	Proposed Funds	Total	FHWA	AC	FTA	TH	Other
894	BB	TRF-0047-15A	ROCHESTER	SECT 5307: ROCHESTER DAR TRANSIT OPERATING ASSISTANCE	0.0	B9	OPERATE BUS	LF	709,553	0	0	0	0	709,553
895	BB	TRF-0047-15B	ROCHESTER	SECT 5307: ROCHESTER RR TRANSIT OPERATING ASSISTANCE	0.0	B9	OPERATE BUS	FTA	6,796,257	0	0	1,735,856	0	5,060,401
896	BB	TRF-0047-15C	ROCHESTER	SECT 5307: CONSTRUCT SMH BUS STOP IMPROVEMENTS	0.0	B9	OPERATE BUS	FTA	300,000	0	0	240,000	0	60,000
897	BB	TRF-0047-15D	ROCHESTER	SECT 5307: ROCHESTER RR - PURCHASE 5 BUSES (CLASS 700)	0.0	B9	PURCHASE BUS	FTA	2,120,000	0	0	1,696,000	0	424,000
898	BB	TRF-3780-15	LA CRESCENT	SECT 5307: LA CRESCENT TRANSIT OPERATING ASSISTANCE	0.0	B9	OPERATE BUS	FTA	330,900	0	0	94,000	0	236,900
899	BB	TRS-0001-15	MOWER COUNTY	CVS - PURCHASE 1 BUS (CLASS 400)	0.0	TR	PURCHASE BUS	STP	78,000	62,400	0	0	0	15,600
900	BB	TRS-0001-15	MOWER COUNTY	CVS - PURCHASE 1 BUS (CLASS 400)	0.0	TR	PURCHASE BUS	STP	78,000	62,400	0	0	0	15,600
901	BB	TRS-0047-15	ROCHESTER	ROCHESTER RR - PURCHASE 2 BUSES (CLASS 700)	0.0	TR	PURCHASE BUS	STP	848,000	620,000	0	0	0	228,000
902	BB	TRS-1977-15	MNDOT	SEMCAC - PURCHASE 1 BUS (CLASS 400)	0.0	TR	PURCHASE BUS	STP	78,000	62,400	0	0	0	15,600
903	BB	TRS-7284-15	THREE RIVERS	THREE RIVERS - PURCHASE 1 BUS (CLASS 400)	0.0	TR	PURCHASE BUS	STP	78,000	62,400	0	0	0	15,600
904	RR	50-00114	MOWER COUNTY	DM&E - INSTALL GATES - CSAH 6, 110TH ST, LYLE, MOWER COUNTY	0.0	SR	RR X-ING IMPROVEMENTS	RRS	275,000	275,000	0	0	0	0
905	RR	50-00115	MOWER COUNTY	DM&E - INSTALL GATES - CSAH 4, 175TH ST, AUSTIN (3 MI S), MOWER COUNTY	0.0	SR	RR X-ING IMPROVEMENTS	RRS	275,000	275,000	0	0	0	0
906	RR	74-00136	STEELE COUNTY	DM&E - INSTALL GATES - CSAH 18, SW 92ND AVE, MERIDEN, STEELE COUNTY	0.0	SR	RR X-ING IMPROVEMENTS	RRS	275,000	275,000	0	0	0	0
907	CSAH 25	023-625-009	FILLMORE COUNTY	REPLACE BRIDGE 9923 OVER PINE CREEK	0.0	BR	BRIDGE REPLACEMENT	BROS	570,000	376,000	0	0	0	194,000
908	CR 249	028-598-011	HOUSTON COUNTY	REPLACE BRIDGE 6940 - 2.7 MILES WEST OF JCT TH 26	0.0	BR	BRIDGE REPLACEMENT	BROS	580,000	350,000	0	0	0	230,000
909	CSAH 17	028-617-010	HOUSTON COUNTY	REPLACE BRIDGE 88425 - 1.9 MI SOUTH OF JCT TH 44	0.0	BR	BRIDGE REPLACEMENT	STP	405,000	245,000	0	0	0	160,000
910	CSAH 45	050-645-008	MOWER COUNTY	GRADING, PAVEMENT, STORM SEWER, CURB AND GUTTER FROM TH 218 TO E LIMITS AUSTIN	1.0	RC	GRADE AND SURFACE	STP	2,000,000	1,400,000	0	0	0	600,000

ATP: 6
Fiscal Year: 2015

STIP for FY 2014-2017

Seq #	Route System	Project Number	Agency	Description	Miles	Program	Type of Work	Proposed Funds	Total	FHWA	AC	FTA	TH	Other
911	CSAH 9	055-609-018	OLMSTED COUNTY	GRADE AND SURFACE BETWEEN JCT OLMSTED CSAH 22 AND JCT OLMSTED CSAH 11 AND MILL AND SURFACE BETWEEN JCT OLMSTED CSAH 11 AND JCT OLMSTED CR 119	4.0	RC	GRADE AND SURFACE	STP	4,200,000	3,225,100	0	0	0	974,900
912	LOCAL 999	066-070-012	RICE COUNTY	RICE COUNTY ROADSIDE HAZARD ELIMINATION	0.0	SH	SAFETY TARGET	HSIP	300,000	270,000	0	0	0	30,000
913	LOCAL 999	074-070-004	STEELE COUNTY	2015 HSIP STRIPING PROJECT	0.0	SH	STRIPING	HSIP	57,460	51,714	0	0	0	5,746
914	CSAH 25	079-625-015	WABASHA COUNTY	CONCRETE PAVEMENT AND SHOULDER WIDENING FROM OLMSTED COUNTY LINE TO TH 42	4.0	RD	CONCRETE PAVEMENT	STP	1,700,000	1,304,900	0	0	0	395,100
915	MSAS 111	101-111-011	ALBERT LEA	RECONSTRUCTION OF LAKEVIEW BLVD FROM ABBOTT STREET TO WEDGE STREET	1.0	RC	CONCRETE PAVEMENT	STP	1,700,000	976,972	0	0	0	723,028
916	PED/BIKE	104-090-007	AUSTIN	SOUTHWEST TRAIL FROM 200 FEET EAST OF JCT 9TH PLACE SW AND 2ND DRIVE SW TO JCT 4TH ST SW AND 16TH AVE SW	1.0	EN	PEDESTRIAN BIKE TRAIL	TAP	252,000	201,600	0	0	0	50,400
917	MSAS 122	156-122-008	RED WING	RECONSTRUCTION LEVEE ROAD FROM BROAD STREET TO BAY POINT PARK	1.0	RC	GRADE AND SURFACE	STP	1,894,000	867,484	0	0	0	1,026,516
918	PED/BIKE	159-090-019	ROCHESTER	SOUTH BROADWAY PATH FROM 20TH ST SE TO THE ZUMBRO RIVER	2.0	EN	PEDESTRIAN BIKE TRAIL	TAP	1,100,000	623,400	0	0	0	476,600
919	MUN 158	159-158-002	ROCHESTER	PAVEMENT WIDENING - 55TH ST NW - 50TH AVE NW TO CSAH 22	1.0	RC	GRADE AND SURFACE	STP	2,750,000	2,100,000	0	0	0	650,000
920	US 14	2001-36	MNDOT	I 35 TO DODGE CENTER, MEDIUM BITUMINOUS MILL AND OVERLAY	16.0	RS	BITUMINOUS OVERLAY	NHPP	5,909,000	4,727,200	0	0	1,181,800	0
921	MN 19	6604-15	MNDOT	NEAR CARLTON COLLEGE IN NORTHFIELD, REHAB HISTORIC STONE ARCH BRIDGE 8096	0.0	BI	BRIDGE REPAIR	SF	500,000	0	0	0	500,000	0
922	MN 26	2802-65	MNDOT	NEAR BROWNSVILLE, REPLACE BRIDGE 5720	0.0	BR	BRIDGE REPLACEMENT	STP	1,250,000	1,000,000	0	0	250,000	0
923	I 35	2480-104	MNDOT	**AC** SB FROM 0.66 MI S CSAH 23 TO 0.5 MI N TH 30, UNBONDED CONCRETE OVERLAY (AC PROJECT, PAYBACK IN 2016)	14.0	RS	UNBONDED CONCRETE OVERLAY	NHPP	13,650,757	11,880,681	4,050,000	0	1,770,076	0
924	I 35	7480-113AC1	MNDOT	**AC** NB AND SB FROM 0.5 MI N OF S LIMITS OF OWATONNA (40.787) TO 0.25 MI N OF N JCT US 14 (42.856), RECONSTRUCT PAVEMENT AND NB AND SB FROM BRIDGE STREET TO N JCT US 14, OWATONNA, CONSTRUCT AUXILIARY LANE AND REPLACE BRIDGES 74815/74835, 74816/74836, 74817/74837 AND 74818/74838 (AC PAYBACK - 1 OF 2)	2.0	RC	GRADE, SURFACE & BRIDGE	NHPP	10,000,000	10,000,000	0	0	0	0

ATP: 6
Fiscal Year: 2015

STIP for FY 2014-2017

Seq #	Route System	Project Number	Agency	Description	Miles	Program	Type of Work	Proposed Funds	Total	FHWA	AC	FTA	TH	Other
925	I 35	6680-112	MNDOT	**ITS** I 35 PHASE III - NORTH SEGMENT FROM RICE COUNTY CSAH 1 INTERCHANGE NORTH TO ELKO INTERCHANGE	10.0	SC	TRAFFIC MGMT. SYSTEM	NHPP	775,000	697,500	0	0	77,500	0
926	MN 43	8503-46	MNDOT	**ELLA**BP08**AC** IN WINONA, REHAB BRIDGE 5900 (AC PROJECT, PAYBACKS IN 2016 (\$36M) AND 2017 (14M) WITH REMAINDER MANAGED TO THE FUTURE)	1.0	BI	BRIDGE REPLACEMENT	NHPP BF	47,280,000	21,000,000	84,120,000	0	0	26,280,000
927	MN 44	2804-35	MNDOT	IN HOKAH, RECONSTRUCT RETAINING WALL FROM APPROX. 0.1 MI WEST OF 5TH STREET TO 300' EAST	0.0	RC	MISCELLANEOUS	SF	500,000	0	0	0	500,000	0
928	MN 44	2804-36	MNDOT	IN CALEDONIA ON EAST SIDE MN 44 FROM FOLTZ DRIVE TO NORTH PARK, TRAIL CONSTRUCTION - MUNICIPAL AGREEMENT PROGRAM - F.Y. 2015	0.0	AM	COOP. CONST. AGREEMENT	SF	50,000	0	0	0	50,000	0
929	MN 56	5005-58	MNDOT	FARM ENTRANCE OVER NORTH BRANCH UPPER IOWA RIVER - NEAR TAOPI, REPLACE BRIDGE 5905	0.0	BR	BRIDGE REPLACEMENT	STP	490,500	392,400	0	0	98,100	0
930	MN 60	7902-23	MNDOT	NEAR MAZEPPA, REPLACE BRIDGE 6832	0.0	BR	BRIDGE REPLACEMENT	STP	1,309,000	1,047,200	0	0	261,800	0
931	US 61	2513-92	MNDOT	**CIMS** IN RED WING FROM POTTER STREET TO OLD WEST MAIN STREET, MILL AND OVERLAY, MEDIAN CONSTRUCTION AND PEDESTRIAN SAFETY IMPROVEMENT - MUNICIPAL AGREEMENT PROGRAM - F.Y. 2015 - \$2.445M CIMS FUNDS	1.0	AM	COOP. CONST. AGREEMENT	SF	5,390,000	0	0	0	3,545,000	1,845,000
932	US 61	2513-93	MNDOT	AT SEVASTOPOL ROAD AND WACOUTA ROAD - SOUTH OF RED WING, ADD LEFT TURN LANES AND REMOVE ACCESSES	1.0	SC	GRADE AND SURFACE	SF	1,193,323	0	0	0	1,193,323	0
933	US 61	2514-120	MNDOT	NB AND SB FROM READY MIX ENTRANCE IN RED WING TO TH 19, MEDIUM BITUMINOUS MILL AND OVERLAY	16.0	RS	MILL AND OVERLAY	NHPP	4,484,800	3,587,840	0	0	896,960	0
934	US 63	5509-80	MNDOT	**TED14** CSAH 16 & TH 63 INTERCHANGE RECONSTRUCTION (BRIDGE 9407) AND AIRPORT ACCESS IMPROVEMENT PROJECT - \$2.224 TED14 FUNDS, (OLMSTED COUNTY FUNDS (\$5,500,000 LOCAL SALES TAX AND \$1,295,000 COUNTY STATE AID)	0.0	RC	GRADE, SURFACE & BRIDGE	SF	11,519,000	0	0	0	4,724,000	6,795,000
935	US 63	5509-78	MNDOT	FROM CSAH 35 TO CR 120 (STEWARTVILLE), SHARED-USE PATH - MUNICIPAL AGREEMENTS PROGRAM	1.0	AM	COOP. CONST. AGREEMENT	SF	50,000	0	0	0	50,000	0
936	US 63	5509-79	MNDOT	NB & SB FROM 0.1 MI N N JCT TH 30 TO 28TH ST SE (ROCHESTER), MEDIUM BITUMINOUS MILL AND OVERLAY	6.0	RS	MILL AND OVERLAY	NHPP	4,765,088	3,812,070	0	0	953,018	0
937	US 63	7908-30	MNDOT	OVER MILLER CREEK, REPLACE BRIDGES 9166 AND 9167	0.0	BR	BRIDGE REPLACEMENT	STP	2,446,000	1,956,800	0	0	489,200	0

ATP: 6
Fiscal Year: 2015

STIP for FY 2014-2017

Seq #	Route System	Project Number	Agency	Description	Miles	Program	Type of Work	Proposed Funds	Total	FHWA	AC	FTA	TH	Other
938	US 65	2404-41	MNDOT	NB AND SB FROM 0.5 MI S I 35 (4-LANE) TO JCT TH 13, MEDIUM BITUMINOUS OVERLAY & MILL & FILL	7.0	RS	MILL AND OVERLAY	STP	3,002,000	2,251,600	0	0	562,900	187,500
939	I 90	8580-149OV2	MNDOT	**BP08** DRESBACH BRIDGE - 2015 COSTS FOR CONSTRUCTION OVERSIGHT	0.0	BR	BRIDGE REPLACEMENT	SF	2,221,000	0	0	0	2,221,000	0
940	I 90	5080-161	MNDOT	UNDER 11TH DRIVE NE, AUSTIN, REPLACE BRIDGE 9177	0.0	BR	BRIDGE REPLACEMENT	NHPP	1,412,126	1,129,701	0	0	282,425	0
941	I 90	5580-90	MNDOT	WB FROM 1.7 MI E CSAH 19 TO 2.3 MI E TH 74, UNBONDED CONCRETE OVERLAY - MOVED FROM 2020	12.0	RS	MILL AND OVERLAY	NHPP	13,466,200	12,119,580	0	0	1,346,620	0
942	I 90	8580-165AC	MNDOT	**AC** EB FROM 0.8 MI W TH 76 TO 0.69 W OF CSAH 12 OVERPASS, UNBONDED CONCRETE OVERLAY (AC PAYBACK 1 OF 1)	8.0	RC	MILL AND OVERLAY	NHPP	2,600,000	2,600,000	0	0	0	0
943	MN 109	2407-09	MNDOT	BROADWAY, ALDEN, FREEBORN COUNTY, DM&E, UPGRADE TO GATES	0.0	SR	RR X-ING IMPROVEMENTS	RRS	275,000	275,000	0	0	0	0
944	MN 999	8826-110	MNDOT	**ADA** FUNDS - PEDESTRIAN RAMPS - VARIOUS LOCATIONS DISTRICTWIDE - 2015	0.0	SC	PED./BIKE IMPROVEMENT	STP	287,500	230,000	0	0	57,500	0
945	MN 999	8806-AM-15	MNDOT	DISTRICTWIDE SETASIDES - MUNICIPAL AGREEMENTS - 2015	0.0	AM	COOP. CONST. AGREEMENT	SF	300,000	0	0	0	300,000	0
946	MN 999	8806-BI-15	MNDOT	DISTRICTWIDE SETASIDES - BRIDGE REPAIR - 2015	0.0	BI	BRIDGE REPAIR	SF	700,000	0	0	0	700,000	0
947	MN 999	8806-CA-15	MNDOT	DISTRICTWIDE SETASIDES - CONSULTANT AGREEMENTS - 2015	0.0	CA	MISCELLANEOUS	SF	5,650,000	0	0	0	5,650,000	0
948	MN 999	8806-CL-15	MNDOT	DISTRICTWIDE SETASIDES - CULVERTS - 2015	0.0	DR	CULVERT REPLACEMENT	SF	500,000	0	0	0	500,000	0
949	MN 999	8806-LT-15	MNDOT	DISTRICTWIDE SETASIDES - LIGHTING - 2015	0.0	SC	LIGHTING	SF	50,000	0	0	0	50,000	0
950	MN 999	8806-LT-15S	MNDOT	DISTRICTWIDE SETASIDES - LIGHTING - 2015	0.0	SH	LIGHTING	HSIP	50,000	45,000	0	0	5,000	0
951	MN 999	8806-MA-15	MNDOT	DISTRICTWIDE SETASIDES - MISCELLANEOUS AGREEMENTS - 2015	0.0	MA	MISCELLANEOUS	SF	100,000	0	0	0	100,000	0
952	MN 999	8806-PM-15	MNDOT	DISTRICTWIDE SETASIDES - PREVENTIVE MAINTENANCE - 2015	0.0	PM	PREVENTIVE MAINTENANCE	STP	2,700,000	2,160,000	0	0	540,000	0
953	MN 999	8806-RS-15	MNDOT	DISTRICTWIDE SETASIDES - THIN OVERLAYS - 2015	0.0	RS	BITUMINOUS OVERLAY	SF	1,842,158	0	0	0	1,842,158	0
954	MN 999	8806-RW-15	MNDOT	DISTRICTWIDE SETASIDES - R/W - 2015	0.0	RW	RIGHT OF WAY	SF	6,000,000	0	0	0	6,000,000	0

ATP: 6
Fiscal Year: 2015

STIP for FY 2014-2017

Seq #	Route System	Project Number	Agency	Description	Miles	Program	Type of Work	Proposed Funds	Total	FHWA	AC	FTA	TH	Other
955	MN 999	8806-RX-15	MNDOT	DISTRICTWIDE SETASIDES - BARC - 2015	0.0	RX	ROAD REPAIR	SF	1,567,500	0	0	0	1,567,500	0
956	MN 999	8806-SA-15	MNDOT	DISTRICTWIDE SETASIDES - SUPPLEMENTAL AGREEMENTS AND COST OVERRUNS - 2015	0.0	SA	SUPP. AGREE. & COST OVERRUNS	SF	3,600,000	0	0	0	3,600,000	0
957	MN 999	8806-SC-15	MNDOT	DISTRICTWIDE SETASIDES - SAFETY PROJECTS - 2015 - STIP AMOUNT \$2,000,000 - USED \$693,323 FOR S.P. 2513-93	0.0	SC	SAFETY TARGET	SF	1,306,677	0	0	0	1,306,677	0
958	MN 999	8806-SG-15	MNDOT	DISTRICTWIDE SETASIDES - SIGNAL REPLACEMENT - 2015	0.0	SC	TRAFFIC SIGNAL INST.	SF	800,000	0	0	0	800,000	0
959	LOCAL 999	8806-SHL-15	LOCAL	HSIP/HRRR SETASIDE - LOCAL - 2015	0.0	SH	SAFETY TARGET	HSIP	1,230,776	1,107,698	0	0	0	123,078
960	MN 999	8806-SHS-15	MNDOT	DISTRICTWIDE SETASIDES - HSIP - 2015	0.0	SH	SAFETY TARGET	HSIP	989,216	890,294	0	0	98,922	0
961	MN 999	8806-SN-15	MNDOT	DISTRICTWIDE SETASIDES - SIGNING - 2015	0.0	SC	SIGNING	SF	220,000	0	0	0	220,000	0
962	MN 999	8806-ST-15	MNDOT	DISTRICTWIDE SETASIDES - STRIPING - 2015	0.0	SC	STRIPING	SF	850,000	0	0	0	850,000	0
									\$193,032,791	\$96,597,334	\$88,170,000	\$3,765,856	\$45,141,479	\$47,528,122

ATP: 6
Fiscal Year: 2016

STIP for FY 2014-2017

Seq #	Route System	Project Number	Agency	Description	Miles	Program	Type of Work	Proposed Funds	Total	FHWA	AC	FTA	TH	Other
963	BB	TRF-0047-16A	ROCHESTER	SECT 5307: ROCHESTER DAR TRANSIT OPERATING ASSISTANCE	0.0	B9	OPERATE BUS	LF	737,935	0	0	0	0	737,935
964	BB	TRF-0047-16B	ROCHESTER	SECT 5307: ROCHESTER RR TRANSIT OPERATING ASSISTANCE	0.0	B9	OPERATE BUS	FTA	7,185,545	0	0	1,735,856	0	5,449,689
965	BB	TRF-0047-16C	ROCHESTER	SECT 5307: ROCHESTER RR - PURCHASE 3 BUSES (CLASS 700)	0.0	B9	PURCHASE BUS	FTA	1,311,000	0	0	1,048,800	0	262,200
966	BB	TRF-3780-16	LA CRESCENT	SECT 5307: LACRESCENT TRANSIT OPERATING ASSISTANCE	0.0	B9	OPERATE BUS	FTA	340,827	0	0	94,000	0	246,827
967	BB	TRS-0001-16	MOWER COUNTY	CVS - PURCHASE 2 BUSES (CLASS 400)	0.0	TR	PURCHASE BUS	STP	148,000	118,400	0	0	0	29,600
968	BB	TRS-0047-16	ROCHESTER	ROCHESTER RR - PURCHASE 1 BUS (CLASS 700)	0.0	TR	PURCHASE BUS	STP	437,000	211,500	0	0	0	225,500
969	BB	TRS-0065-16	WINONA	CITY OF WINONA - PURCHASE 2 BUSES (CLASS 600)	0.0	TR	PURCHASE BUS	STP	440,000	352,000	0	0	0	88,000
970	BB	TRS-7284-16	NORTHFIELD	THREE RIVERS - PURCHASE 1 BUS (CLASS 500) - CITY OF NORTHFIELD	0.0	TR	PURCHASE BUS	STP	146,000	116,800	0	0	0	29,200
971	BB	TRS-7284-16A	THREE RIVERS	THREE RIVERS - PURCHASE 1 BUS (CLASS 400) - FARIBAULT	0.0	TR	PURCHASE BUS	STP	74,000	59,200	0	0	0	14,800
972	BB	TRS-7284-16B	THREE RIVERS	THREE RIVERS - PURCHASE 1 BUS (CLASS 400) - PLAINVIEW	0.0	TR	PURCHASE BUS	STP	74,000	59,200	0	0	0	14,800
973	BB	TRS-7284-16C	THREE RIVERS	THREE RIVERS - PURCHASE 1 BUS (CLASS 500) - RED WING	0.0	TR	PURCHASE BUS	STP	146,000	116,800	0	0	0	29,200
974	RR	20-00002	DODGE COUNTY	DM&E - INSTALL GATES - 8TH AVE SW, CSAH 34, DODGE COUNTY	0.0	SR	RR X-ING IMPROVEMENTS	RRS	250,000	250,000	0	0	0	0
975	RR	24-00133	FREEBORN COUNTY	DM&E - INSTALL GATES - S 1ST AVE WEST, MSAS 112, ALBERT LEA, FREEBORN COUNTY	0.0	SR	RR X-ING IMPROVEMENTS	RRS	250,000	250,000	0	0	0	0
976	RR	55-00129	OLMSTED COUNTY	DM&E - INSTALL GATES - CSAH 22, EAST CIRCLE DRIVE, ROCHESTER, OLSTED COUNTY	0.0	SR	RR X-ING IMPROVEMENTS	RRS	300,000	300,000	0	0	0	0
977	RR	85-00147	WINONA COUNTY	DM&E - INSTALL GATES - CSAH 37, ST CHARLES (.5 MI E), WINONA COUNTY	0.0	SR	RR X-ING IMPROVEMENTS	RRS	275,000	275,000	0	0	0	0
978	CSAH 23	023-623-026	FILLMORE COUNTY	REPLACE BRIDGE 9922 OVER WEISEL CREEK	0.0	BR	BRIDGE REPLACEMENT	BROS	260,000	208,000	0	0	0	52,000
979	TWP 237	028-599-077	HOUSTON COUNTY	REPLACE BRIDGE L4556 0.3 MILES EAST OF JCT MN 76	0.0	BR	BRIDGE REPLACEMENT	BROS	420,000	272,000	0	0	0	148,000

ATP: 6
Fiscal Year: 2016

STIP for FY 2014-2017

Seq #	Route System	Project Number	Agency	Description	Miles	Program	Type of Work	Proposed Funds	Total	FHWA	AC	FTA	TH	Other
980	CSAH 25	055-625-023	OLMSTED COUNTY	CONCRETE OVERLAY BETWEEN OLMSTED CSAH 22 (WEST CIRCLE DRIVE) AND OLMSTED CSAH 3	6.0	RS	CONCRETE OVERLAY	STP	4,100,000	2,838,200	0	0	0	1,261,800
981	CSAH 46	066-646-005	RICE COUNTY	PAVEMENT RESURFACING AND SHOULDER PAVING ON RICE CSAH 46 BETWEEN MN 21 AND RICE CSAH 1	7.0	RS	SURFACING	STP	4,000,000	2,908,200	0	0	0	1,091,800
982	CSAH 23	104-020-014	AUSTIN	RECONSTRUCT 4TH DRIVE SW FROM TURTLE CREEK BRIDGE TO AUSTIN CITY LIMITS	1.0	MC	GRADE AND SURFACE	STP	1,300,000	1,006,340	0	0	0	293,660
983	MSAS 158	159-158-003	ROCHESTER	CONSTRUCT 41ST AVENUE NW FROM WEST CIRCLE DRIVE (CSAH 22) TO 55TH ST NW AND 55TH ST NW FROM 41ST AVENUE TO CSAH 22	0.0	MC	GRADE, SURFACE AND BRIDGE	STP	5,500,000	2,821,260	0	0	0	2,678,740
984	I 35	2480-104AC	MNDOT	**AC** SB FROM 0.66 MI S CSAH 23 TO 0.5 MI N TH 30, UNBONDED CONCRETE OVERLAY (AC PAYBACK 1 OF 1)	14.0	RS	UNBONDED CONCRETE OVERLAY	NHPP	4,050,000	4,050,000	0	0	0	0
985	I 35	7480-113AC2	MNDOT	**AC** NB AND SB FROM 0.5 MI N OF S LIMITS OF OWATONNA (40.787) TO 0.25 MI N OF N JCT US 14 (42.856), RECONSTRUCT PAVEMENT AND NB AND SB FROM BRIDGE STREET TO N JCT US 14, OWATONNA, CONSTRUCT AUXILIARY LANE AND REPLACE BRIDGES 74815/74835, 74816/74836, 74817/74837 AND 74818/74838 (AC PAYBACK - 2 OF 2)	2.0	RC	MILL AND OVERLAY	NHPP	8,130,000	8,130,000	0	0	0	0
986	MN 42	7901-47	MNDOT	ON TH 42 (ELGIN), REPLACE BRIDGE 5969	0.0	BR	BRIDGE REPLACEMENT	STP	652,746	522,197	0	0	130,549	0
987	MN 43	8503-46AC1	MNDOT	**AC** IN WINONA, REHAB BRIDGE 5900 - (AC PAYBACK 1 OF 2)	1.0	BI	BRIDGE REPLACEMENT	NHPP	36,000,000	36,000,000	0	0	0	0
988	US 52	2505-53	MNDOT	SB LANES - FROM 0.4 MI S CSAH 11 TO 100' S MAIN ST RAMP (PINE ISLAND) AND FROM S JCT MN 60 (S OF ZUMBROTA) TO 1.2 MI N CSAH 7, MEDIUM BITUMINOUS MILL AND OVERLAY	8.0	RS	MILL AND OVERLAY	SF	2,500,000	0	0	0	2,500,000	0
989	US 52	5508-121	MNDOT	**ITS** EXTENSION OF FIBER OPTIC COMMUNICATION LINE NORTH FROM 75TH ST TO ELK RUN INTERCHANGE NORTH OF ORONOCO	7.0	SC	TRAFFIC MGMT. SYSTEM	NHPP	350,000	280,000	0	0	70,000	0
990	MN 56	5005-63	MNDOT	OVER STREAM, REPLACE BRIDGE 6470 AND OVER LITTLE CEDAR RIVER, REPLACE BRIDGE 6469	0.0	BR	BRIDGE REPLACEMENT	STP	1,200,000	960,000	0	0	240,000	0
991	US 61	8505-39	MNDOT	**ELLA** GILMORE AVENUE, WINONA, RECONSTRUCT INTERSECTION AND INSTALL NEW SIGNAL	0.0	SC	GRADE AND SURFACE	NHPP	2,000,000	1,600,000	0	0	400,000	0
992	US 61	8504-75	MNDOT	SB OVER TROUT CREEK, REPLACE BRIDGE 9065	0.0	BR	BRIDGE REPLACEMENT	SF	1,001,952	0	0	0	1,001,952	0

ATP: 6
Fiscal Year: 2016

STIP for FY 2014-2017

Seq #	Route System	Project Number	Agency	Description	Miles	Program	Type of Work	Proposed Funds	Total	FHWA	AC	FTA	TH	Other
993	I 90	8580-149OV3	MNDOT	**BP08** DRESBACH BRIDGE - 2016 COSTS FOR CONSTRUCTION OVERSIGHT	0.0	BR	BRIDGE REPLACEMENT	SF	1,591,000	0	0	0	1,591,000	0
994	MN 105	5007-32	MNDOT	FROM N END BR 5971 TO JCT W RAMPS I-90, MEDIUM MILL AND OVERLAY	2.0	RS	BITUMINOUS OVERLAY	NHPP	1,100,000	880,000	0	0	220,000	0
995	MN 250	2319-16	MNDOT	OVER S BRANCH ROOT RIVER, REPLACE BRIDGE 6975 AND OVER N BRANCH ROOT RIVER REPLACE BRIDGE 6977	0.0	BR	BRIDGE REPLACEMENT	STP	6,737,422	5,389,938	0	0	1,347,484	0
996	MN 999	8806-ACC-16	MNDOT	DISTRICTWIDE SETASIDES - ACCESS MANAGEMENT - 2016	0.0	SC	GRADE AND SURFACE	SF	245,000	0	0	0	245,000	0
997	MN 999	8806-ADA-16	MNDOT	**ADA** DISTRICTWIDE SETASIDES - ADA IMPROVEMENTS - 2016	0.0	SC	APPU - APPURTENANCES	SF	200,000	0	0	0	200,000	0
998	MN 999	8806-AM-16	MNDOT	DISTRICTWIDE SETASIDES - MUNICIPAL AGREEMENTS - 2016	0.0	AM	COOP. CONST. AGREEMENT	SF	1,500,000	0	0	0	1,500,000	0
999	MN 999	8806-BI-16	MNDOT	DISTRICTWIDE SETASIDES - BRIDGE REPAIR - 2016	0.0	BI	BRIDGE REPAIR	SF	1,000,000	0	0	0	1,000,000	0
1000	MN 999	8806-CA-16	MNDOT	DISTRICTWIDE SETASIDES - CONSULTANT AGREEMENTS - 2016	0.0	CA	MISCELLANEOUS	SF	2,500,000	0	0	0	2,500,000	0
1001	MN 999	8806-CL-16	MNDOT	DISTRICTWIDE SETASIDES - CULVERTS - 2016	0.0	DR	CULVERT REPLACEMENT	SF	500,000	0	0	0	500,000	0
1002	PED/BIKE	8806-EN-16	DISTRICTWIDE	F.Y. 2016 ENHANCEMENT SETASIDE	0.0	EN	PED/BIKE IMPROVEMENT	TAP	1,031,250	825,000	0	0	0	206,250
1003	MN 999	8806-LT-16	MNDOT	DISTRICTWIDE SETASIDES - LIGHTING - 2016	0.0	SC	LIGHTING	SF	50,000	0	0	0	50,000	0
1004	MN 999	8806-LT-16S	MNDOT	DISTRICTWIDE SETASIDES - LIGHTING - 2016	0.0	SH	LIGHTING	HSIP	50,000	45,000	0	0	5,000	0
1005	MN 999	8806-MA-16	MNDOT	DISTRICTWIDE SETASIDES - MISCELLANEOUS AGREEMENTS - 2016	0.0	MA	MISCELLANEOUS	SF	100,530	0	0	0	100,530	0
1006	MN 999	8806-PM-16	MNDOT	DISTRICTWIDE SETASIDES - PREVENTIVE MAINTENANCE - 2016	0.0	PM	PREVENTIVE MAINTENANCE	STP	3,100,000	2,480,000	0	0	620,000	0
1007	MN 999	8806-RW-16	MNDOT	DISTRICTWIDE SETASIDES - R/W - 2016	0.0	RW	RIGHT OF WAY	SF	10,400,000	0	0	0	10,400,000	0
1008	MN 999	8806-RX-16	MNDOT	DISTRICTWIDE SETASIDES - BARC - 2016	0.0	RX	ROAD REPAIR	SF	1,569,134	0	0	0	1,569,134	0
1009	MN 999	8806-SA-16	MNDOT	DISTRICTWIDE SETASIDES - SUPPLEMENTAL AGREEMENTS AND COST OVERRUNS - 2016	0.0	SA	SUPP. AGREE. & COST OVERRUNS	SF	2,540,000	0	0	0	2,540,000	0

ATP: 6
Fiscal Year: 2016

STIP for FY 2014-2017

Seq #	Route System	Project Number	Agency	Description	Miles	Program	Type of Work	Proposed Funds	Total	FHWA	AC	FTA	TH	Other
1010	MN 999	8806-SG-16	MNDOT	DISTRICTWIDE SETASIDES - SIGNAL REPLACEMENT - 2016	0.0	SC	TRAFFIC SIGNAL INST.	SF	800,000	0	0	0	800,000	0
1011	LOCAL 999	8806-SHL-16	LOCAL	HSIP/HRRR SETASIDE - LOCAL - 2016	0.0	SH	SAFETY TARGET	HSIP	1,588,236	1,429,412	0	0	0	158,824
1012	MN 999	8806-SHS-16	MNDOT	DISTRICTWIDE SETASIDES - HSIP - 2016	0.0	SH	SAFETY TARGET	HSIP	989,216	890,294	0	0	98,922	0
1013	MN 999	8806-SN-16	MNDOT	DISTRICTWIDE SETASIDES - SIGNING - 2016	0.0	SC	SIGNING	SF	220,000	0	0	0	220,000	0
1014	MN 999	8806-ST-16	MNDOT	DISTRICTWIDE SETASIDES - STRIPING - 2016	0.0	SC	STRIPING	SF	850,000	0	0	0	850,000	0
									\$122,241,793	\$75,644,741	\$0	\$2,878,656	\$30,699,571	\$13,018,825

ATP: 6
Fiscal Year: 2017

STIP for FY 2014-2017

Seq #	Route System	Project Number	Agency	Description	Miles	Program	Type of Work	Proposed Funds	Total	FHWA	AC	FTA	TH	Other
1015	BB	TRF-0047-17	ROCHESTER	SECT 5307: CONSTRUCT PARK & RIDE STRUCTURED PARKING	0.0	B9	OPERATE BUS	FTA	5,000,000	0	0	4,000,000	0	1,000,000
1016	BB	TRF-0047-17A	ROCHESTER	SECT 5307: ROCHESTER DAR OPERATING ASSISTANCE	0.0	B9	OPERATE BUS	LF	767,453	0	0	0	0	767,453
1017	BB	TRF-0047-17B	ROCHESTER	SECT 5307: ROCHESTER RR OPERATING ASSISTANCE	0.0	B9	OPERATE BUS	FTA	7,472,967	0	0	1,735,856	0	5,737,111
1018	BB	TRF-3780-17	LA CRESCENT	SECT 5307: LACRESCENT TRANSIT OPERATING ASSISTANCE	0.0	B9	OPERATE BUS	FTA	351,052	0	0	94,000	0	257,052
1019	BB	TRF-0047-17A	ROCHESTER	SECT 5307: ROCHESTER RR, PURCHASE 3 BUSES (CLASS 700)	0.0	B9	PURCHASE BUS	FTA	1,350,000	0	0	1,080,000	0	270,000
1020	BB	TRS-0001-17	MOWER COUNTY	CVS - PURCHASE 1 BUS (CLASS 400)	0.0	TR	PURCHASE BUS	STP	82,000	65,600	0	0	0	16,400
1021	BB	TRS-0001-17A	MOWER COUNTY	CVS - PURCHASE 1 BUS (CLASS 400)	0.0	TR	PURCHASE BUS	STP	82,000	65,600	0	0	0	16,400
1022	BB	TRS-0001-17B	ALBERT LEA	ALBERT LEA - PURCHASE 1 BUS (CLASS 400)	0.0	TR	PURCHASE BUS	STP	82,000	65,600	0	0	0	16,400
1023	BB	TRS-0047-17	ROCHESTER	ROCHESTER RR, PURCHASE 1 BUS (CLASS 700)	0.0	TR	PURCHASE BUS	STP	450,000	343,200	0	0	0	106,800
1024	CSAH 1	023-601-024	FILLMORE COUNTY	FROM JCT FILLMORE CSAH 4 NORTH TO COUNTY LINE, GRADING AND BRIDGE REPLACEMENT	5.0	RC	GRADE, SURFACE AND BRIDGE	STP	3,100,800	2,200,000	0	0	0	900,800
1025	CSAH 22	024-622-010	FREEBORN COUNTY	I-90 TO HAMMER ROAD, RESURFACING	1.0	RS	BITUMINOUS OVERLAY	STP	1,000,000	800,000	0	0	0	200,000
1026	CSAH 28	066-628-008	RICE COUNTY	BETWEEN MN 246 AND PRAIRIE ST, RECONSTRUCTION	1.0	RC	GRADE AND SURFACE	STP	950,000	760,000	0	0	0	190,000
1027	CSAH 2	079-602-039	WABASHA COUNTY	FROM WABASHA CSAH 25 TO TH 247, RECONDITIONING	2.0	RD	BITUMINOUS RECLAMATION	STP	1,000,000	700,000	0	0	0	300,000
1028	MSAS 106	159-106-020	ROCHESTER	16TH AVE SW TO 11TH AVE SW, RECONSTRUCTION	0.0	RC	GRADE AND SURFACE	STP	2,500,000	2,000,000	0	0	0	500,000
1029	MN 16	2801-87	MNDOT	FROM 0.56 MI W OF TH 26 TO 0.8 MI S OF TH 61 - MEDIUM BITUMINOUS MILL AND OVERLAY	3.0	RS	BITUMINOUS OVERLAY	SF	1,128,648	0	0	0	1,128,648	0
1030	MN 30	2004-22	MNDOT	OVER STREAM, OSLO, REPLACE BRIDGE 6746	0.0	BR	BRIDGE REPLACEMENT	SF	1,000,000	0	0	0	1,000,000	0
1031	MN 42	5506-22	MNDOT	FROM TH 14 TO 0.35 MI N OF TH 247, MEDIUM BITUMINOUS MILL AND OVERLAY	15.0	RS	MILL AND OVERLAY	STP	5,831,000	4,664,800	0	0	1,166,200	0

ATP: 6
Fiscal Year: 2017

STIP for FY 2014-2017

Seq #	Route System	Project Number	Agency	Description	Miles	Program	Type of Work	Proposed Funds	Total	FHWA	AC	FTA	TH	Other
1032	MN 42	7901-48	MNDOT	NEAR KELLOGG, REPLACE BRIDGE 5787 OVER GORMAN CREEK	0.0	BR	BRIDGE REPLACEMENT	SF	1,100,000	0	0	0	1,100,000	0
1033	MN 43	8503-46AC2	MNDOT	**AC** IN WINONA, REHAB BRIDGE 5900 - (AC PAYBACK 2 OF 2) - MANAGED TO THE FUTURE FOR REMAINING PAYBACKS	1.0	BI	BRIDGE REPLACEMENT	NHPP	14,000,000	14,000,000	0	0	0	0
1034	US 52	2506-75	MNDOT	NB LANES - ROCHESTER TO CANNON FALLS WITH EXCEPTIONS FROM R.P. 64.398 TO 66.632 AND R.P. 79.360 TO 82.206, MEDIUM BITUMINOUS OVERLAY	27.0	RS	BITUMINOUS OVERLAY	NHPP	10,300,000	8,240,000	0	0	2,060,000	0
1035	US 52	5507-63	MNDOT	OVER US 63, REPLACE DECKS NB BRIDGE 55009 AND SB BRIDGE 55010	0.0	BR	BRIDGE REHABILITATION	NHPP	4,244,173	3,395,338	0	0	848,835	0
1036	MN 56	5005-62	MNDOT	FROM MAPLE STREET IN TAOPI TO CSAH 46, MEDIUM BITUMINOUS MILL AND OVERLAY	16.0	RS	BITUMINOUS OVERLAY	STP	5,831,000	4,664,800	0	0	1,166,200	0
1037	MN 58	2510-50	MNDOT	OVER US 52 IN ZUMBROTA, REPLACE BRIDGE 9661	0.0	BR	BRIDGE REPLACEMENT	NHPP	4,000,000	3,200,000	0	0	800,000	0
1038	US 61	2514-114	MNDOT	NEAR SPRING CREEK AVE, INCLUDING CAROL LANE, ACCESS MANAGEMENT AND INTERSECTION SAFETY IMPROVEMENTS	4.0	AM	GRADE AND SURFACE	SF	500,000	0	0	0	500,000	0
1039	US 61	2514-121	MNDOT	OVER HAY CREEK AND WITHERS HARBOR DRIVE, REPLACE BRIDGE 6483 AND OVER ABANDONED C&NW RR, PLUG BRIDGE 6482 - IN RED WING	0.0	BR	BRIDGE REPLACEMENT	NHPP	7,500,000	6,000,000	0	0	1,500,000	0
1040	US 63	5509-81	MNDOT	**ITS** EXTENSION OF ROCHESTER TMS FROM 48TH ST ON TH 63 SOUTH TO I-90 INTERCHANGE	5.0	SC	TRAFFIC MGMT. SYSTEM	NHPP	350,000	280,000	0	0	70,000	0
1041	MN 139	2316-16	MNDOT	I/MN STATE LINE TO TH 52 (HARMONY), MEDIUM BITUMINOUS MILL AND OVERLAY	4.0	RS	BITUMINOUS OVERLAY	SF	1,455,636	0	0	0	1,455,636	0
1042	MN 999	8806-ADA-17	MNDOT	**ADA** DISTRICTWIDE SETASIDES - ADA IMPROVEMENTS - 2017	0.0	SC	APPU - APPURTENANCES	SF	200,000	0	0	0	200,000	0
1043	MN 999	8806-AM-17	MNDOT	DISTRICTWIDE SETASIDES - MUNICIPAL AGREEMENTS - 2017	0.0	AM	COOP. CONST. AGREEMENT	SF	400,000	0	0	0	400,000	0
1044	MN 999	8806-BI-17	MNDOT	DISTRICTWIDE SETASIDES - BRIDGE REPAIR - 2017	0.0	BI	BRIDGE REPAIR	SF	1,683,716	0	0	0	1,683,716	0
1045	MN 999	8806-CA-17	MNDOT	DISTRICTWIDE SETASIDES - CONSULTANT AGREEMENTS - 2017	0.0	CA	MISCELLANEOUS	SF	1,000,000	0	0	0	1,000,000	0
1046	MN 999	8806-CL-17	MNDOT	DISTRICTWIDE SETASIDES - CULVERTS - 2017	0.0	DR	CULVERT REPLACEMENT	SF	300,000	0	0	0	300,000	0

ATP: 6
Fiscal Year: 2017

STIP for FY 2014-2017

Seq #	Route System	Project Number	Agency	Description	Miles	Program	Type of Work	Proposed Funds	Total	FHWA	AC	FTA	TH	Other
1047	MN 999	8806-LT-17	MNDOT	DISTRICTWIDE SETASIDES - LIGHTING - 2017	0.0	SC	LIGHTING	SF	50,000	0	0	0	50,000	0
1048	MN 999	8806-MA-17	MNDOT	DISTRICTWIDE SETASIDES - MISCELLANEOUS AGREEMENTS - 2017	0.0	MA	MISCELLANEOUS	SF	100,000	0	0	0	100,000	0
1049	MN 999	8806-PM-17	MNDOT	DISTRICTWIDE SETASIDES - PREVENTIVE MAINTENANCE - 2017	0.0	PM	PREVENTIVE MAINTENANCE	SF	1,500,000	0	0	0	1,500,000	0
1050	MN 999	8806-RW-17	MNDOT	DISTRICTWIDE SETASIDES - R/W - 2017	0.0	RW	RIGHT OF WAY	SF	2,000,000	0	0	0	2,000,000	0
1051	MN 999	8806-RX-17	MNDOT	DISTRICTWIDE SETASIDES - BARC - 2017	0.0	RX	ROAD REPAIR	SF	700,000	0	0	0	700,000	0
1052	MN 999	8806-SA-17	MNDOT	DISTRICTWIDE SETASIDES - SUPPLEMENTAL AGREEMENTS AND COST OVERRUNS - 2017	0.0	SA	SUPP. AGREE. & COST OVERRUNS	SF	2,500,000	0	0	0	2,500,000	0
1053	MN 999	8806-SG-17	MNDOT	DISTRICTWIDE SETASIDES - SIGNAL REPLACEMENT - 2017	0.0	SC	TRAFFIC SIGNAL INST.	SF	250,000	0	0	0	250,000	0
1054	LOCAL 999	8806-SHL-17	LOCAL	HSIP SETASIDE - LOCAL - 2017	0.0	SH	SAFETY TARGET	HSIP	2,444,444	2,200,000	0	0	0	244,444
1055	MN 999	8806-SHS-17	MNDOT	DISTRICTWIDE SETASIDES - HSIP - 2017	0.0	SH	SAFETY TARGET	HSIP	1,555,555	1,400,000	0	0	155,555	0
1056	MN 999	8806-SN-17	MNDOT	DISTRICTWIDE SETASIDES - SIGNING - 2017	0.0	SC	SIGNING	SF	220,000	0	0	0	220,000	0
1057	MN 999	8806-ST-17	MNDOT	DISTRICTWIDE SETASIDES - STRIPING - 2017	0.0	SC	STRIPING	SF	850,000	0	0	0	850,000	0
									\$97,182,444	\$55,044,938	\$0	\$6,909,856	\$24,704,790	\$10,522,860

Areawide Tra

The map displays the following counties and regions:

- Region 1:** Cook, Lake, St. Louis
- Region 2:** Kittson, Roseau, Marshall, Pennington, Red Lake, Polk, Beltrami, Clearwater, Norman, Mahnommen, Clay, Becker, Wilkin, Otter Tail
- Region 3:** Koochiching, Itasca, Hubbard, Cass, Crow Wing, Aitkin, Carlton, Wadena, Todd, Morrison, Mille Lacs, Kanabec, Pine
- Region 4:** Grant, Douglas, Traverse, Stevens, Pope, Big Stone, Swift, Kandiyohi, Meeker, Wright, Sherburne, Benton, Isanti, Anoka, Ramsey, Washington, Hennepin, Carver, McLeod, Sibley, Nicollet, Le Sueur, Brown, Cottonwood, Watonwan, Blue Earth, Waseca
- Region 6:** Goodhue, Wabasha, Steele, Dodge, Olmsted, Winona
- Region 7:** Sibley, Nicollet, Le Sueur, Brown, Cottonwood, Watonwan, Blue Earth, Waseca
- Region 8:** Lac qui Parle, Yellow Medicine, Lincoln, Lyon, Redwood, Renville, Murray, Pipestone
- Metro:** Anoka, Ramsey, Washington, Hennepin, Carver, McLeod, Sibley, Nicollet, Le Sueur, Brown, Cottonwood, Watonwan, Blue Earth, Waseca
- Other counties:** Roseau, Marshall, Pennington, Red Lake, Polk, Beltrami, Clearwater, Norman, Mahnommen, Clay, Becker, Wilkin, Otter Tail, Grant, Douglas, Traverse, Stevens, Pope, Big Stone, Swift, Kandiyohi, Meeker, Wright, Sherburne, Benton, Isanti, Anoka, Ramsey, Washington, Hennepin, Carver, McLeod, Sibley, Nicollet, Le Sueur, Brown, Cottonwood, Watonwan, Blue Earth, Waseca, Jackson, Martin, Faribault, Freeborn, Mower, Fillmore, Houston

Greg Ous

(507) 304-6101

Mankato, Minnesota 56001-6888

General Information: (507) 304-6100

800-657-3747

FAX: (507) 304-6119

ATP: 7
Fiscal Year: 2014

STIP for FY 2014-2017

Seq #	Route System	Project Number	Agency	Description	Miles	Program	Type of Work	Proposed Funds	Total	FHWA	AC	FTA	TH	Other
1058	BB	TRF-0021-14-NA	MNDOT	SECT 5317: NEW FREEDOM RURAL FUNDS - VINE FAITH IN ACTION - MOBILITY MANAGEMENT	0.0	NF	OPERATE BUS	FTA	57,500	0	0	46,000	0	11,500
1059	BB	TRF-0021-14-NB	MNDOT	SECT 5317: NEW FREEDOM RURAL FUNDS - VINE FAITH IN ACTION - RIDE COORDINATION	0.0	NF	OPERATE BUS	FTA	66,000	0	0	33,000	0	33,000
1060	BB	TRF-0021-14-JA	MNDOT	SECT 5317: NEW FREEDOM RURAL FUNDS - VINE FAITH IN ACTION - RIDES TO WORK PROGRAM	0.0	NF	OPERATE BUS	FTA	100,000	0	0	50,000	0	50,000
1061	BB	TRF-0028-14	MNDOT	SECT 5307: CITY OF MANKATO RR TRANSIT OPERATING ASSISTANCE	0.0	B9	OPERATE BUS	FTA	1,751,000	0	0	435,755	0	1,315,245
1062	BB	TRS-0025-14	MNDOT	CITY OF LE SUEUR PURCHASE 1 BUS (CLASS 400)	0.0	TR	PURCHASE BUS	STP	70,000	56,000	0	0	0	14,000
1063	BB	TRS-0046-14	MNDOT	MARTIN COUNTY PURCHASE 1 BUS (CLASS 400)	0.0	TR	PURCHASE BUS	STP	70,000	56,000	0	0	0	14,000
1064	BB	TRS-0083-14	MNDOT	WATONWAN COUNTY PURCHASE 1 BUS (CLASS 400)	0.0	TR	PURCHASE BUS	STP	70,000	56,000	0	0	0	14,000
1065	BB	TRS-0280-14	MNDOT	BROWN COUNTY PURCHASE 1 BUS (CLASS 400)	0.0	TR	PURCHASE BUS	STP	70,000	56,000	0	0	0	14,000
1066	BB	TRS-2496-14	MNDOT	CITY OF ST PETER PURCHASE 1 BUS (CLASS 400)	0.0	TR	PURCHASE BUS	STP	70,000	56,000	0	0	0	14,000
1067	BB	TRS-3331-14	MNDOT	ROCK COUNTY PURCHASE 1 BUS (CLASS 400)	0.0	TR	PURCHASE BUS	STP	76,000	60,800	0	0	0	15,200
1068	RR	07-00121	MNDOT	INDUSTRIAL ROAD/CSAH 12 IN MANKATO, INSTALL GATES	0.0	SR	RR X-ING IMPROVEMENTS	RRS	375,000	375,000	0	0	0	0
1069	LOCAL 999	008-070-004	BROWN COUNTY	EDGE LINE RUMBLE STRIPES	0.0	SH	MISCELLANEOUS	HSIP	87,500	78,750	0	0	0	8,750
1070	CSAH 30	008-630-003	BROWN COUNTY	FROM WEST COUNTY LINE TO TH 4, WIDENING AND BITUMINOUS SURFACING	7.0	RD	RECONDITION	STP	2,307,000	1,326,000	0	0	0	981,000
1071	PED/BIKE	032-090-009	JACKSON COUNTY	OLD MILL TRAIL, FROM PLEASANTVIEW ELEMENTARY SCHOOL TO COLONIAL AVENUE	2.0	EN	PEDESTRIAN BIKE TRAIL	TAP	373,856	299,085	0	0	0	74,771
1072	TWN 183	032-599-089	JACKSON COUNTY	0.3 MI NORTH OF CSAH 18 (JACKSON CO), REPLACE BR 2628	0.0	BR	BRIDGE REPLACEMENT	BROS	633,000	348,000	0	0	0	285,000
1073	CSAH 29	032-629-042	JACKSON COUNTY	CSAH 8 TO CSAH 34 (JACKSON CO), OVERLAY & SHOULDER WORK (FED \$ CAPPED)	6.0	RS	BITUMINOUS OVERLAY	STP	3,003,000	1,326,500	0	0	0	1,676,500
1074	CSAH 38	046-070-001	MARTIN COUNTY	CSAH 38, FROM CSAH 27 TO NORTHROP CL PROJECT	10.0	SH	STRIPING	HSIP	340,400	306,360	0	0	0	34,040
1075	LOCAL 999	052-070-003	NICOLLET COUNTY	COUNTY WIDE CHEVRON PROJECT	0.0	SH	SIGNING	HSIP	422,400	380,160	0	0	0	42,240

ATP: 7
Fiscal Year: 2014

STIP for FY 2014-2017

Seq #	Route System	Project Number	Agency	Description	Miles	Program	Type of Work	Proposed Funds	Total	FHWA	AC	FTA	TH	Other
1076	PED/BIKE	072-090-002	SIBLEY	BRIDGES FOR PRAIRIE LINE TRAIL, ALONG CO RD 166, CONSTRUCT BR #R0613 & #R0614(PHASE 2A)	0.0	EN	PEDESTRIAN BIKE BRIDGE	TAP	608,497	400,000	0	0	0	208,497
1077	PED/BIKE	072-090-003	SIBLEY	PRAIRIE LINE TRAIL ALONG CO RD 166 TO ARLINGTON SPORTSMAN PARK & TO SOUTH OF HIGH ISLAND CREEK CONSTRUCT PED/BIKE TRAIL AND SIDEWALK (PHASE 2B)	2.0	EN	PEDESTRIAN BIKE TRAIL	TAP	608,497	400,000	0	0	0	208,497
1078	CSAH 5	083-070-006	WATONWAN COUNTY	CSAH 5, MARTIN COUNTY LINE TO BUTTERFIELD CITY LIMITS, 6" CL AND RUMBLE STIPES, SHOULDER PAVING, CHEVRONS	0.0	SH	STRIPING	HSIP	157,533	141,780	0	0	0	15,753
1079	PED/BIKE	137-591-002	MANKATO	**SRTS** INFRA MANKATO, CE & CONSTRUCTION OF SIDEWALK & CURB EXTENSIONS ALONG HOFFMAN RD, KENNEDY ST, AND ELECTA BOULEVARD	0.0	BT	PED./BIKE IMPROVEMENT	SRTS	180,283	180,283	0	0	0	0
1080	MSAS 122	148-122-003	NEW ULM	FROM TH 14 TO CSAH 29, CONSTRUCT NEW ROAD MSAS 122	1.0	MC	GRADE AND SURFACE	STP	2,500,000	576,000	0	0	0	1,924,000
1081	US 14	0702-116	MNDOT	**LGA** CSAH 12 & TH 14 BRIDGE # 07587 & RAMPS (LGA PAYBACK TO COUNTY 1 OF 3) TIED 007-612-011	0.0	BR	NEW BRIDGE	NHPP	293,565	293,565	0	0	0	0
1082	US 14	0702-116A	MNDOT	**LGA** NORTH AND SOUTH ABUTMENT FILL FOR PROPOSED BR # 07587 WITH TH 14 AND CSAH 12, 1 MI EAST OF MANKATO (LGA PAYBACK TO COUNTY 2 OF 2) TIED 007-612-019	0.0	BR	NEW BRIDGE	NHPP	706,435	706,435	0	0	0	0
1083	MN 15	4604-32	MNDOT	FROM 0.6 MI NORTH OF I90 TO CSAH 54, MILL & OVERLAY	11.0	RS	MILL AND OVERLAY	NHPP	5,100,000	4,080,000	0	0	1,020,000	0
1084	MN 22	0704-88	MNDOT	FROM TH 83 TO CSAH 3, SIGNAL REVISIONS AND AT THE JCTS OF TH 22 WITH MADISON AVE, CSAH 17 AND ADAMS STREET IN MANKATO, CONSTRUCT ROUNDABOUTS AND CPR	2.0	MC	GRADE AND SURFACE	NHPP	6,060,000	2,768,000	0	0	692,000	2,600,000
1085	MN 22	0704-88S	MNDOT	FROM TH 83 TO CSAH 3, SIGNAL REVISIONS AND AT THE JCTS OF TH 22 WITH MADISON AVE, CSAH 17 AND ADAMS STREET IN MANKATO, CONSTRUCT ROUNDABOUTS AND CPR	2.0	SH	GRADE AND SURFACE	HSIP	980,000	882,000	0	0	98,000	0
1086	MN 22	7207-20	MNDOT	**AC** IN THE CITY OF GAYLORD, RECONSTRUCTION ON TH 5, TH19 & TH22 FROM THE SOUTH CITY LIMITS TO THE NORTH CITY LIMITS OF GAYLORD (AC PROJECT, PAYBACK IN 2015)	2.0	RD	GRADE AND SURFACE	STP	2,840,000	0	3,760,000	0	940,000	1,900,000
1087	MN 60	5305-65	MNDOT	**BP08** FINAL LANDSCAPING FOR 5305-58 & 5305-59	1.0	RB	LANDSCAPING	BF	400,000	0	0	0	0	400,000
1088	MN 60	8308-44AC1	MNDOT	**AC**AB** FROM CSAH 5 IN BUTTERFIELD TO 700TH AVE IN ST JAMES, CONSTRUCT 4 LANE ROADWAY AND NEW BRIDGE #83040, ALTERNATE BID (AC PAYBACK 1 OF 2)	5.0	MC	GRADE AND BRIDGE	NHPP	7,000,000	7,000,000	0	0	0	0

ATP: 7
Fiscal Year: 2014

STIP for FY 2014-2017

Seq #	Route System	Project Number	Agency	Description	Miles	Program	Type of Work	Proposed Funds	Total	FHWA	AC	FTA	TH	Other
1089	MN 60	8827-175	MNDOT	**ITS** VARIOUS LOCATIONS ON TH 60, INSTALL DYNAMIC MESSAGE SIGNS	0.0	ST	SIGNING	NHPP	600,000	480,000	0	0	120,000	0
1090	MN 62	1704-27	MNDOT	**AB**BR4M** FROM TH 59 IN FULDA TO WEST LIMITS OF WINDOM, RECLAIM, ALT BID	23.0	RD	SURFACING	BF	14,000,000	0	0	0	0	14,000,000
1091	MN 86	3207-09	MNDOT	FROM THE IOWA BORDER TO I90, MILL & OVERLAY	10.0	RS	MILL AND OVERLAY	STP	2,883,000	2,306,000	0	0	577,000	0
1092	I 90	3280-116	MNDOT	REPAIR BR 32807, 32808, 32811 & 32812 ON I 90 IN JACKSON COUNTY	0.0	BI	BRIDGE REPAIR	NHPP	2,400,000	2,160,000	0	0	240,000	0
1093	I 90	5380-121	MNDOT	FROM CSAH 35 TO 1.1 MI EAST OF CSAH 13, EB LANES ONLY, MILL & OVERLAY	9.0	RS	MILL AND OVERLAY	NHPP	4,800,000	4,320,000	0	0	480,000	0
1094	I 90	5380-127	MNDOT	REPAIR BR 53803, 53804, 53805 & 53806 ON I 90 IN NOBLES COUNTY	0.0	BI	BRIDGE REPAIR	NHPP	1,800,000	1,620,000	0	0	180,000	0
1095	I 90	8827-112	MNDOT	REPAIR 7 BRIDGES IN FARIBAUT COUNTY ALONG I 90 (BR#22803, 22804, 22806, 22815, 22816, 22825 & 22826)	21.0	BI	BRIDGE REPAIR	NHPP	2,000,000	1,800,000	0	0	200,000	0
1096	I 90	8827-174	MNDOT	**ITS** VARIOUS LOCATIONS ON I90, INSTALL DYNAMIC MESSAGE SIGNS	0.0	ST	SIGNING	NHPP	500,000	450,000	0	0	50,000	0
1097	MN 99	4008-25	MNDOT	RECONDITION INPLACE BRIDGE #4930 OVER THE MN RIVER IN ST. PETER	0.0	BI	BRIDGE REPAIR	STP	2,500,000	2,000,000	0	0	500,000	0
1098	MN 109	2212-29	MNDOT	**AB** FROM EAST JCT OF CSAH 17 TO WEST LIMITS OF WELLS - RECLAIM, ALT BID	10.0	RD	SURFACING	STP	9,000,000	7,200,000	0	0	1,800,000	0
1099	US 169	4013-54	MNDOT	**TED14** LE SEUER HILL ACCESS IMPROVEMENTS, CSAH 28, \$2,072,571 IS TED14 FUNDS, \$727,429 IS STATE FUNDS	0.0	AM	GRADE AND SURFACE	SF	4,100,000	0	0	0	2,800,000	1,300,000
1100	US 169	5209-66	MNDOT	**AC**AB** ST PETER TO LE SUEUR, 1.8 MILES OF GRADE RAISE FOR FLOOD MITIGATION AND MILL AND OVERLAY SB LANES ONLY, ALTERNATE BID (AC PROJECT, PAYBACK IN 2015)	11.0	RD	MILL AND OVERLAY	NHPP	1,940,000	0	7,760,000	0	1,940,000	0
1101	US 169	5209-66F	MNDOT	**FMP**AB** ST PETER TO LE SUEUR, 1.8 MILES OF GRADE RAISE FOR FLOOD MITIGATION AND MILL AND OVERLAY SB LANES ONLY, ALTERNATE BID	11.0	RD	MILL AND OVERLAY	BF	2,000,000	0	0	0	0	2,000,000
1102	US 169	5209-66S	MNDOT	**AB** ST PETER TO LE SUEUR, 1.8 MILES OF GRADE RAISE FOR FLOOD MITIGATION AND MILL AND OVERLAY SB LANES ONLY ALTERNATE BID	11.0	SH	MILL AND OVERLAY	HSIP	1,500,000	1,350,000	0	0	150,000	0
1103	MN 999	8807-BI-14	MNDOT	DISTRICTWIDE SETASIDES - BRIDGE REPAIR -2014	0.0	BI	BRIDGE REPAIR	SF	600,000	0	0	0	600,000	0

ATP: 7
Fiscal Year: 2014

STIP for FY 2014-2017

Seq #	Route System	Project Number	Agency	Description	Miles	Program	Type of Work	Proposed Funds	Total	FHWA	AC	FTA	TH	Other
1104	MN 999	8807-CA-14	MNDOT	DISTRICTWIDE SETASIDES - CONSULTANT AGREEMENTS - 2014	0.0	CA	MISCELLANEOUS	SF	3,000,000	0	0	0	3,000,000	0
1105	MN 999	8807-MA-14	MNDOT	DISTRICTWIDE SETASIDES - MISCELLANEOUS AGREEMENTS - 2014	0.0	MA	COOP. CONST. AGREEMENT	SF	500,000	0	0	0	500,000	0
1106	MN 999	8807-RW-14	MNDOT	DISTRICTWIDE SETASIDES - RIGHT OF WAY - 2014	0.0	RW	RIGHT OF WAY	SF	1,500,000	0	0	0	1,500,000	0
1107	MN 999	8807-RX-14	MNDOT	DISTRICTWIDE SETASIDES - ROAD REPAIR/ROUTE AND SEAL (BARC) - 2014	0.0	RX	ROAD REPAIR	SF	2,000,000	0	0	0	2,000,000	0
1108	MN 999	8807-SA-14	MNDOT	DISTRICTWIDE SETASIDES - CONSTRUCTION SA, CO AND INCENTIVES -2014	0.0	SA	SUPP. AGREE. & COST OVERRUNS	SF	2,000,000	0	0	0	2,000,000	0
1109	MN 999	8807-ST-14	MNDOT	DISTRICTWIDE SETASIDES - STRIPING AND SIGNING (BARC) - 2014	0.0	ST	STRIPING	SF	1,200,000	0	0	0	1,200,000	0
									\$98,200,466	\$45,894,718	\$11,520,000	\$564,755	\$22,587,000	\$29,153,993

ATP: 7
Fiscal Year: 2015

STIP for FY 2014-2017

Seq #	Route System	Project Number	Agency	Description	Miles	Program	Type of Work	Proposed Funds	Total	FHWA	AC	FTA	TH	Other
1110	BB	TRF-0021-15-NA	MNDOT	SECT 5317: NEW FREEDOM RURAL FUNDS - VINE FAITH IN ACTION - MOBILITY MANAGEMENT	0.0	NF	OPERATE BUS	FTA	57,500	0	0	46,000	0	11,500
1111	BB	TRF-0021-15-NB	MNDOT	SECT 5317: NEW FREEDOM RURAL FUNDS - VINE FAITH IN ACTION - RIDE COORDINATION	0.0	NF	OPERATE BUS	FTA	66,000	0	0	33,000	0	33,000
1112	BB	TRF-0021-15-JA	MNDOT	SECT 5317: NEW FREEDOM RURAL FUNDS - VINE FAITH IN ACTION - RIDES TO WORK PROGRAM	0.0	NF	OPERATE BUS	FTA	100,000	0	0	50,000	0	50,000
1113	BB	TRF-0028-15	MNDOT	SECT 5307: CITY OF MANKATO RR TRANSIT OPERATING ASSISTANCE	0.0	B9	OPERATE BUS	FTA	1,803,530	0	0	435,755	0	1,367,775
1114	BB	TRS-0046-15	MNDOT	MARTIN COUNTY PURCHASE 1 BUS (CLASS 400)	0.0	TR	PURCHASE BUS	STP	78,000	62,400	0	0	0	15,600
1115	BB	TRS-0280-15	MNDOT	BROWN COUNTY PURCHASE 1 BUS (CLASS 400)	0.0	TR	PURCHASE BUS	STP	72,000	57,600	0	0	0	14,400
1116	BB	TRS-2496-15	MNDOT	CITY OF ST PETER PURCHASE 1 BUS (CLASS 400)	0.0	TR	PURCHASE BUS	STP	72,000	57,600	0	0	0	14,400
1117	RR	08-00119	MNDOT	CSAH 5 & E 2ND AVE IN SPRINGFIELD, DME, INSTALL GATES AND FLASHING LIGHTS	0.0	SR	RR X-ING IMPROVEMENTS	RRS	275,000	275,000	0	0	0	0
1118	PED/BIKE	008-090-002	BROWN COUNTY	ALONG TH 4 IN SLEEPY EYE, SLEEPY EYE LAKE TRAIL PHASE II, CONSTRUCT PED/BIKE TRAIL (FED\$ CAPPED) (TIED TO 0802-42)	0.0	EN	PEDESTRIAN BIKE TRAIL	TAP	500,000	400,000	0	0	0	100,000
1119	CSAH 5	017-605-022	COTTONWOOD COUNTY	FROM TH 62 TO TH 30, MILL AND OVERLAY	12.0	RS	MILL AND OVERLAY	STP	2,163,575	1,326,000	0	0	0	837,575
1120	CSAH 41	046-641-007	MARTIN COUNTY	FROM TH 15 TO CSAH 20, OVERLAY AND AGGREGATE SHOULDERING	7.0	RS	BITUMINOUS OVERLAY	STP	2,046,625	1,326,000	0	0	0	720,625
1121	CSAH 13	072-613-014	SIBLEY COUNTY	ON CSAH 13 OVER NORTH BRANCH OF RUSH RIVER, 1.3 MI NORTH OF CO RD 62, REPLACE BR#L2645	0.0	BR	BRIDGE REPLACEMENT	BROS	465,731	306,334	0	0	0	159,397
1122	PED/BIKE	083-090-004	WATONWAN COUNTY	WATLINE TRAIL - TH 4 OVER TH 60, MODIFY BR#83023 FOR TRAIL PURPOSES (FED \$ CAPPED) (TIED TO 8301-114)	4.0	EN	PEDESTRIAN BIKE TRAIL	TAP	500,000	400,000	0	0	0	100,000
1123	PED/BIKE	150-090-002	NORTH MANKATO	US 14 TRAIL FROM LORAY DRIVE TO WEST LIND STREET, CONSTRUCT PED/BIKE TRAIL	1.0	EN	PEDESTRIAN BIKE TRAIL	TAP	584,310	400,000	0	0	0	184,310
1124	MSAS 126	165-126-005AC	ST PETER	**AC** DAVIS ST TO TH 22 REALIGNMENT OF N WASHINGTON AVE IN ST PETER (NICOLLET CO) (FED \$ CAPPED) (AC PAYBACK 1 OF 1)	0.0	MC	GRADE AND SURFACE	STP	576,000	576,000	0	0	0	0
1125	MN 4	0802-42	MNDOT	ALONG TH 4 IN SLEEPY EYE, SLEEPY EYE LAKE TRAIL PHASE II, CONSTRUCT PED/BIKE TRAIL (FED\$ CAPPED) (TIED TO 008-090-002)	0.0	AM	PEDESTRIAN BIKE TRAIL	SF	236,391	0	0	0	236,391	0

ATP: 7
Fiscal Year: 2015

STIP for FY 2014-2017

Seq #	Route System	Project Number	Agency	Description	Miles	Program	Type of Work	Proposed Funds	Total	FHWA	AC	FTA	TH	Other
1126	MN 4	4601-30	MNDOT	6 MI NORTH OF IOWA STATE LINE, OVER STREAM AND EAST FORK DES MOINES RIVER, REPLACE BR 887 (WITH NEW BR 887A) AND REPLACE BR 6649	0.0	BR	BRIDGE REPLACEMENT	STP	1,245,000	996,000	0	0	249,000	0
1127	MN 4	8301-114	MNDOT	WATLINE TRAIL - TH 4 OVER TH 60, MODIFY BR#83023 FOR TRAIL PURPOSES (FED \$ CAPPED) (TIED TO 083-090-004)	4.0	AM	PEDESTRIAN BIKE TRAIL	SF	231,965	0	0	0	231,965	0
1128	US 14	0702-116	MNDOT	**LGA** CSAH 12 & TH 14 BRIDGE #07587 & RAMPS (LGA PAYBACK TO COUNTY 2 OF 3) TIED 007-612-011	0.0	BR	NEW BRIDGE	NHPP	2,100,000	2,100,000	0	0	0	0
1129	MN 15	0805-112	MNDOT	FROM BROWN COUNTY LINE TO 1100' SOUTH OF 170TH ST, MILL & OVERLAY	7.0	RS	MILL AND OVERLAY	NHPP	3,300,000	2,640,000	0	0	660,000	0
1130	MN 22	4012-36	MNDOT	NEAR ST PETER AT BR#40002, RAISE ROAD ELEVATION AND EXTEND BRIDGE	0.0	RD	GRADE AND BRIDGE	NHPP	2,500,000	2,000,000	0	0	500,000	0
1131	MN 22	7207-20AC	MNDOT	**AC** IN THE CITY OF GAYLORD, RECONSTRUCTION ON TH 5, TH19 & TH22 FROM THE SOUTH CITY LIMITS TO THE NORTH CITY LIMITS OF GAYLORD (AC PAYBACK 1 OF 1)	2.0	RD	GRADE AND SURFACE	STP	3,760,000	3,760,000	0	0	0	0
1132	MN 60	1703-70	MNDOT	**AC**AB** MOUNTAIN LAKE TO BUTTERFIELD, EXPANSION FROM 2 LANE TO 4 LANE, ALTERNATE BID, (AC PROJECT, PAYBACK IN 2016 & 2017)	5.0	MC	GRADE AND SURFACE	NHPP	2,900,000	0	11,600,000	0	2,900,000	0
1133	MN 60	8308-44AC2	MNDOT	**AC**AB** FROM CSAH 5 IN BUTTERFIELD TO 700TH AVE IN ST JAMES, CONSTRUCT 4 LANE ROADWAY AND NEW BRIDGE #83040, ALTERNATE BID (AC PAYBACK 2 OF 2)	5.0	MC	GRADE AND BRIDGE	NHPP	4,161,472	4,161,472	0	0	0	0
1134	MN 60	8827-175	MNDOT	**ELLA**ITS** VARIOUS LOCATIONS ON TH 60, INSTALL DYNAMIC MESSAGE SIGNS	0.0	ST	SIGNING	STP	600,000	480,000	0	0	120,000	0
1135	US 71	3205-29	MNDOT	**CIMS** IN JACKSON, COMPLETE STREETS, ROUNABOUT AND REPLACE OLD BR 6741 WITH NEW BR 32011 (CIMS \$1,260,000)	0.0	BR	BRIDGE REPLACEMENT	NHPP CIMS	4,460,000	2,560,000	0	0	1,900,000	0
1136	I 90	3280-120	MNDOT	FROM LAKEFIELD TO SHERBURN, WB LANES ONLY, MILL & OVERLAY	23.0	RS	MILL AND OVERLAY	NHPP	6,697,000	6,027,300	0	0	669,700	0
1137	US 169	5209-66AC	MNDOT	**AC** ST PETER TO LE SUEUR, 1.8 MILES OF GRADE RAISE FOR FLOOD MITIGATION AND MILL AND OVERLAY SB LANES ONLY (AC PAYBACK 1 OF 1)	10.0	RD	MILL AND OVERLAY	NHPP	7,760,000	7,760,000	0	0	0	0
1138	MN 253	2210-112	MNDOT	2.2 MI NORTH OF BRICELYN, OVER EAST FORK BLUE EARTH RIVER, REPLACE BR 6876 (NEW BR)	0.0	BR	BRIDGE REPLACEMENT	STP	2,500,000	2,000,000	0	0	500,000	0
1139	MN 860D	5212-27	MNDOT	**ADA** VETERANS MEMORIAL BRIDGE, CONSTRUCT PED RAMPS AND BIKE TRAIL	0.0	SC	PED./BIKE IMPROVEMENT	NHPP	1,100,000	660,000	0	0	165,000	275,000

ATP: 7
Fiscal Year: 2015

STIP for FY 2014-2017

Seq #	Route System	Project Number	Agency	Description	Miles	Program	Type of Work	Proposed Funds	Total	FHWA	AC	FTA	TH	Other
1140	MN 999	8807-BI-15	MNDOT	DISTRICTWIDE SETASIDES - BRIDGE REPAIR -2015	0.0	BI	BRIDGE REPAIR	SF	600,000	0	0	0	600,000	0
1141	LOCAL 999	8807-BROS-15	LOCAL	SETASIDE FOR BRIDGE OFF SYSTEM - 2015	0.0	BR	BRIDGE REPLACEMENT	BROS	54,583	43,666	0	0	0	10,917
1142	MN 999	8807-CA-15	MNDOT	DISTRICTWIDE SETASIDES - CONSULTANT AGREEMENTS - 2015	0.0	CA	MISCELLANEOUS	SF	3,500,000	0	0	0	3,500,000	0
1143	MN 999	8807-MA-15	MNDOT	DISTRICTWIDE SETASIDES - MISCELLANEOUS AGREEMENTS - 2015	0.0	MA	COOP. CONST. AGREEMENT	SF	326,000	0	0	0	326,000	0
1144	MN 999	8807-RW-15	MNDOT	DISTRICTWIDE SETASIDES - RIGHT OF WAY - 2015	0.0	RW	RIGHT OF WAY	SF	3,000,000	0	0	0	3,000,000	0
1145	MN 999	8807-RX-15	MNDOT	DISTRICTWIDE SETASIDES - ROAD REPAIR/ROUTE AND SEAL (BARC) - 2015	0.0	RX	ROAD REPAIR	SF	1,900,000	0	0	0	1,900,000	0
1146	MN 999	8807-SA-15	MNDOT	DISTRICTWIDE SETASIDES - CONSTRUCTION SA, CO AND INCENTIVES -2015	0.0	SA	SUPP. AGREE. & COST OVERRUNS	SF	2,000,000	0	0	0	2,000,000	0
1147	LOCAL 999	8807-SHL-15	LOCAL	SETASIDE FOR LOCAL HSIP PROJECTS - 2015	0.0	SH	SAFETY TARGET	HSIP	804,445	724,000	0	0	0	80,445
1148	MN 999	8807-ST-15	MNDOT	DISTRICTWIDE SETASIDES - STRIPING AND SIGNING (BARC) - 2015	0.0	ST	STRIPING	SF	1,200,000	0	0	0	1,200,000	0
									\$66,297,127	\$41,099,372	\$11,600,000	\$564,755	\$20,658,056	\$3,974,944

ATP: 7
Fiscal Year: 2016

STIP for FY 2014-2017

Seq #	Route System	Project Number	Agency	Description	Miles	Program	Type of Work	Proposed Funds	Total	FHWA	AC	FTA	TH	Other
1149	BB	TRF-0028-16	MNDOT	SECT 5307: CITY OF MANKATO RR TRANSIT OPERATING ASSISTANCE	0.0	B9	OPERATE BUS	FTA	1,857,636	0	0	435,755	0	1,421,881
1150	BB	TRS-0025-16	MNDOT	CITY OF LE SUEUR PURCHASE 1 BUS (CLASS 400)	0.0	TR	PURCHASE BUS	STP	74,000	59,200	0	0	0	14,800
1151	BB	TRS-0046-16	MNDOT	MARTIN COUNTY PURCHASE 1 BUS (CLASS 400)	0.0	TR	PURCHASE BUS	STP	74,000	59,200	0	0	0	14,800
1152	BB	TRS-0083-16	MNDOT	WATONWAN COUNTY PURCHASE 1 BUS (CLASS 400)	0.0	TR	PURCHASE BUS	STP	74,000	59,200	0	0	0	14,800
1153	BB	TRS-0280-16	MNDOT	BROWN COUNTY PURCHASE 1 BUS (CLASS 400)	0.0	TR	PURCHASE BUS	STP	74,000	59,200	0	0	0	14,800
1154	BB	TRS-2494-16	MNDOT	SMOC/NOBLES COUNTY PURCHASE 1 BUS (CLASS 400)	0.0	TR	PURCHASE BUS	STP	74,000	59,200	0	0	0	14,800
1155	BB	TRS-2496-16	MNDOT	CITY OF ST PETER PURCHASE 1 BUS (CLASS 400)	0.0	TR	PURCHASE BUS	STP	74,000	59,200	0	0	0	14,800
1156	BB	TRS-3274-16	MNDOT	FARIBAULT COUNTY PURCHASE 1 BUS (CLASS 400)	0.0	TR	PURCHASE BUS	STP	74,000	59,200	0	0	0	14,800
1157	BB	TRS-3331-16	MNDOT	ROCK COUNTY PURCHASE 1 BUS (CLASS 400)	0.0	TR	PURCHASE BUS	STP	80,000	64,000	0	0	0	16,000
1158	RR	07-00124	BLUE EARTH COUNTY	**AC** UNION PACIFIC, INSTALL GATES AND FLASHING LIGHTS, 515 AVE (CR 112) IN LAKE CRYSTAL, (.1 MILE NORTH), BLUE EARTH COUNTY (AC PAYBACK 1 OF 1)	0.0	SR	RR X-ING IMPROVEMENTS	RRS	198,596	198,596	0	0	0	0
1159	CSAH 6	022-606-017	FARIBAULT COUNTY	ON CSAH 6 OVER THE BLUE EARTH RIVER, REPLACE BRIDGE #4453	0.0	BR	BRIDGE REPLACEMENT	STP	1,680,000	1,326,000	0	0	0	354,000
1160	CSAH 13	053-613-015	NOBLES COUNTY	FROM IOWA STATE LINE TO CSAH 35, PAVE SHOULDERS AND BITUMINOUS OVERLAY	9.0	RS	BITUMINOUS OVERLAY	STP	1,998,000	1,326,000	0	0	0	672,000
1161	CSAH 11	067-611-007	ROCK COUNTY	0.6 MILES NORTH OF CSAH 5, REPLACE BR#L2130	0.0	BR	BRIDGE REPLACEMENT	BROS	336,000	268,800	0	0	0	67,200
1162	MSAS 117	137-117-001	MANKATO	ON MAY STREET FROM RIVERFRONT DRIVE TO NORTH 6TH STREET, RECONSTRUCT ROADWAY	0.0	RD	GRADE AND SURFACE	STP	849,000	576,000	0	0	0	273,000
1163	PED/BIKE	032-090-005	JACKSON COUNTY	FORT BELMONT - BIKE TRAIL IN THE CITY OF JACKSON, CONSTRUCT PED/BIKE TRAIL (FED\$CAPPED)	2.0	EN	PEDESTRIAN BIKE TRAIL	TAP	322,186	257,749	0	0	0	64,437
1164	PED/BIKE	040-090-002	LE SUEUR COUNTY	OXCART TRAIL, PHASE 1, FROM LE SUEUR MAYO PARK, NORTH, UNDER US169 TO DOPPY LANE, CONSTRUCT PED/BIKE TRAIL	0.0	EN	PEDESTRIAN BIKE BRIDGE	TAP	500,000	400,000	0	0	0	100,000
1165	PED/BIKE	083-090-005	WATONWAN COUNTY	WATLINE TRAIL - ALONG TH 4 FROM TH 60 TO LONG LAKE, CONSTRUCT PED/BIKE TRAIL (FED \$ CAPPED)	4.0	EN	PEDESTRIAN BIKE TRAIL	TAP	500,000	400,000	0	0	0	100,000

ATP: 7
Fiscal Year: 2016

STIP for FY 2014-2017

Seq #	Route System	Project Number	Agency	Description	Miles	Program	Type of Work	Proposed Funds	Total	FHWA	AC	FTA	TH	Other
1166	MN 4	8302-38	MNDOT	FROM 0.2 MI S OF 10TH AVE S TO 11TH AVE N IN ST JAMES, RECONSTRUCT ROADWAY	1.0	MC	GRADE AND SURFACE	STP	4,700,000	3,760,000	0	0	940,000	0
1167	US 14	0702-116	MNDOT	**LGA** CSAH 12 & TH 14 BRIDGE #07587 & RAMPS (LGA PAYBACK TO COUNTY 3 OF 3) TIED 007-612-011	0.0	BR	NEW BRIDGE	NHPP	2,225,962	2,225,962	0	0	0	0
1168	MN 19	4004-112	MNDOT	OVER UNION PACIFIC RAILROAD, 0.787 MI EAST OF SIBLEY/LESUEUR COUNTY LINE, REPLACE BR 5369	0.0	BR	BRIDGE REPAIR	STP	5,971,000	4,776,800	0	0	1,194,200	0
1169	US 59	5309-10	MNDOT	SOUTH OF THE JCT OF TH 60, REPLACE BR#8530 & REPLACE CULVERT #395261 & 395394	0.0	BR	BRIDGE REPLACEMENT	STP	1,200,000	960,000	0	0	240,000	0
1170	MN 60	1703-70AC1	MNDOT	**AC** MOUNTAIN LAKE TO BUTTERFIELD, EXPANSION (AC PAYBACK 1 OF 2)	5.0	MC	GRADE AND SURFACE	NHPP	7,600,000	7,600,000	0	0	0	0
1171	I 90	3280-118	MNDOT	**TED12** JCT OF I90 AND CO RD 34 IN CITY OF JACKSON, CONSTRUCT RAMPS, (TED FUNDING) COUNTY LET PROJECT & DESIGNED, \$1.8 M TED12 FUNDS, \$2.1 M LOCAL FUNDS FUNDED PROVIDED BY JACKSON COUNTY	7.0	AM	GRADE AND SURFACE	LF	3,900,000	0	0	0	0	3,900,000
1172	US 169	5211-59	MNDOT	**FMP** FROM TH 14 TO ST PETER, GRADE, SURFACE AND MEDIAN WORK, \$8M ECONOMIC DEVELOPMENT ADMINISTRATION FUNDS	9.0	RD	GRADE AND SURFACE	BF	14,000,000	0	0	0	0	14,000,000
1173	US 169	5211-61	MNDOT	FROM TH 14 TO ST PETER, MILL AND OVERLAY	9.0	RD	MILL AND OVERLAY	NHPP	10,000,000	8,000,000	0	0	2,000,000	0
1174	MN 999	8807-BI-16	MNDOT	DISTRICTWIDE SETASIDES - BRIDGE REPAIR - 2016	0.0	BI	BRIDGE REPAIR	SF	600,000	0	0	0	600,000	0
1175	LOCAL 999	8807-BROS-16	LOCAL	SETASIDE FOR BRIDGE OFF SYSTEM - 2016	0.0	BR	BRIDGE REPLACEMENT	BROS	101,500	81,200	0	0	0	20,300
1176	MN 999	8807-CA-16	MNDOT	DISTRICTWIDE SETASIDES - CONSULTANT AGREEMENTS - 2016	0.0	CA	MISCELLANEOUS	SF	5,000,000	0	0	0	5,000,000	0
1177	MN 999	8807-MA-16	MNDOT	DISTRICTWIDE SETASIDES - MISCELLANEOUS AGREEMENTS - 2016	0.0	MA	COOP. CONST. AGREEMENT	SF	500,000	0	0	0	500,000	0
1178	MN 999	8807-PM-16	MNDOT	SETASIDE FOR PREVENTATIVE MAINTENANCE - 2016	0.0	PM	SURFACING	STP	2,500,000	2,000,000	0	0	500,000	0
1179	MN 999	8807-RW-16	MNDOT	DISTRICTWIDE SETASIDES - RIGHT OF WAY - 2016	0.0	RW	RIGHT OF WAY	SF	3,500,000	0	0	0	3,500,000	0
1180	MN 999	8807-RX-16	MNDOT	DISTRICTWIDE SETASIDES - ROAD REPAIR/ROUTE AND SEAL (BARC) - 2016	0.0	RX	ROAD REPAIR	SF	1,900,000	0	0	0	1,900,000	0
1181	MN 999	8807-SA-16	MNDOT	DISTRICTWIDE SETASIDES - CONSTRUCTION SA, CO AND INCENTIVES - 2016	0.0	SA	SUPP. AGREE. & COST OVERRUNS	SF	2,500,000	0	0	0	2,500,000	0

ATP: 7

Fiscal Year: 2016

STIP for FY 2014-2017

Seq #	Route System	Project Number	Agency	Description	Miles	Program	Type of Work	Proposed Funds	Total	FHWA	AC	FTA	TH	Other
1182	LOCAL 999	8807-SHL-16	LOCAL	SETASIDE FOR LOCAL HSIP PROJECTS - 2016	0.0	SH	SAFETY TARGET	HSIP	804,445	724,000	0	0	0	80,445
1183	MN 999	8807-SHS-16	MNDOT	DISTRICTWIDE SETASIDES - MNDOT HSIP PROJECTS - 2016	0.0	SH	SAFETY TARGET	HSIP	490,000	441,000	0	0	49,000	0
1184	MN 999	8807-ST-16	MNDOT	DISTRICTWIDE SETASIDES - STRIPING AND SIGNING (BARC) - 2016	0.0	ST	STRIPING	SF	1,200,000	0	0	0	1,200,000	0
									\$77,532,325	\$35,800,507	\$0	\$435,755	\$20,123,200	\$21,172,863

ATP: 7
Fiscal Year: 2017

STIP for FY 2014-2017

Seq #	Route System	Project Number	Agency	Description	Miles	Program	Type of Work	Proposed Funds	Total	FHWA	AC	FTA	TH	Other
1185	BB	TRF-0028-17	MNDOT	SECT 5307: CITY OF MANKATO RR TRANSIT OPERATING ASSISTANCE	0.0	B9	OPERATE BUS	FTA	1,913,365	0	0	435,755	0	1,477,610
1186	BB	TRS-0046-17	MNDOT	MARTIN COUNTY PURCHASE 1 BUS (CLASS 400)	0.0	TR	PURCHASE BUS	STP	76,000	60,800	0	0	0	15,200
1187	BB	TRS-0280-17	MNDOT	BROWN COUNTY PURCHASE 1 BUS (CLASS 400)	0.0	TR	PURCHASE BUS	STP	76,000	60,800	0	0	0	15,200
1188	BB	TRS-2387-17	MNDOT	WESTERN COMMUNITY ACTION PURCHASE 1 BUS (CLASS 400)	0.0	TR	PURCHASE BUS	STP	76,000	60,800	0	0	0	15,200
1189	BB	TRS-3274-17	MNDOT	FARIBAULT COUNTY PURCHASE 1 BUS (CLASS 400)	0.0	TR	PURCHASE BUS	STP	76,000	60,800	0	0	0	15,200
1190	BB	TRS-3301-17	MNDOT	TRAILBLAZER PURCHASE 1 BUS (CLASS 400)	0.0	TR	PURCHASE BUS	STP	82,000	65,600	0	0	0	16,400
1191	CSAH 12	007-612-021	BLUE EARTH COUNTY	FROM CSAH 17 TO TH 83, CONSTRUCT NEW ROAD	2.0	MC	GRADE AND SURFACE	STP	7,000,000	1,150,000	0	0	0	5,850,000
1192	CSAH 3	081-603-034	WASECA COUNTY	ON CSAH 3 FROM OLD TH 14 TO TH 60 AND ON CSAH 7 FROM TH 13 TO STEELE CO LINE, CONCRETE PRESERVATION (ASSOC 081-607-005)	11.0	RD	CONCRETE PAVEMENT REHAB	STP	1,575,500	1,150,000	0	0	0	425,500
1193	MSAS 112	123-112-001	FAIRMONT	ON MARGARET STREET FROM NORTH AVE TO TH 15, PAVEMENT REHAB	1.0	RD	BITUMINOUS PAVEMENT	STP	1,189,657	951,725	0	0	0	237,932
1194	CSAH 25	177-020-011	WORTHINGTON	ON DIAGONAL STREET FROM OXFORD ROAD TO 10TH AVE, MILL AND OVERLAY	1.0	RS	MILL AND OVERLAY	STP	563,000	439,475	0	0	0	123,525
1195	MN 4	0802-41	MNDOT	FROM JCT TH 68 TO THE BROWN/NICOLLET COUNTY LINE, MILL & OVERLAY	8.0	RS	MILL AND OVERLAY	STP	3,904,000	3,123,200	0	0	780,800	0
1196	MN 13	8101-48	MNDOT	FROM JCT TH 30 AT NEW RICHLAND TO 1.5 MI SOUTH OF WASECA, MILL & OVERLAY	11.0	RS	MILL AND OVERLAY	STP	4,080,000	3,264,000	0	0	816,000	0
1197	MN 13	8101-55	MNDOT	6.1 MI S OF WASECA TO 3.8 MI N OF NEW RICHLAND, REHAB BR#81001 & 81002 AND GUARDRAIL REPLACEMENT	0.0	BI	BRIDGE REPAIR	STP	800,000	640,000	0	0	160,000	0
1198	US 14	0804-113	MNDOT	FROM EAST LIMITS OF SLEEPY EYE TO THE WEST LIMITS OF NEW ULM, MILL & OVERLAY AND CPR WITH DIAMOND GRINDING	10.0	RD	MILL AND OVERLAY	NHPP	4,300,000	3,440,000	0	0	860,000	0
1199	MN 15	4603-45	MNDOT	FROM JOHNSON STREET TO 0.05 MI S OF GOEMANN RD IN FAIRMONT, MILL & OVERLAY AND REHAB BR 46002	3.0	RS	BRIDGE REPAIR	NHPP	6,100,000	4,880,600	0	0	1,219,400	0
1200	MN 15	0805-113	MNDOT	FROM 0.2 MI S OF TWP RD 46 TO 12TH ST SOUTH, MILL & OVERLAY	8.0	RS	MILL AND OVERLAY	NHPP	7,180,000	5,744,000	0	0	1,436,000	0

ATP: 7
Fiscal Year: 2017

STIP for FY 2014-2017

Seq #	Route System	Project Number	Agency	Description	Miles	Program	Type of Work	Proposed Funds	Total	FHWA	AC	FTA	TH	Other
1201	MN 22	0704-100	MNDOT	FROM 0.3 MI N OF TH 30 TO 0.3 MI N OF JCT CR 90, UNBONDED OVERLAY	13.0	RS	UNBONDED CONCRETE OVERLAY	STP	9,437,000	7,549,600	0	0	1,887,400	0
1202	MN 22	0704-101	MNDOT	FROM 0.5 MI S OF CSAH 10 TO 0.8 MI N OF CSAH 15, REPLACE BR#5959 & 6497	6.0	BR	BRIDGE REPLACEMENT	STP	2,200,000	1,760,000	0	0	440,000	0
1203	US 59	5304-38	MNDOT	FROM N JCT TH 60 TO I90 IN WORTHINGTON, MILL & OVERLAY	1.0	RS	MILL AND OVERLAY	NHPP	2,200,000	1,760,000	0	0	440,000	0
1204	MN 60	1703-70AC2	MNDOT	**AC** MOUNTAIN LAKE TO BUTTERFIELD, EXPANSION (AC PAYBACK 2 OF 2)	5.0	MC	GRADE AND SURFACE	NHPP	4,000,000	4,000,000	0	0	0	0
1205	MN 60	1703-69	MNDOT	**AC** FROM WINDOM TO WEST OF MOUNTAIN LAKE, RECONSTRUCT FROM TWO LANE TO FOUR LANE DIVIDED HIGHWAY (AC PAYBACKS IN 2018, 2019 & 2020)	8.0	MC	GRADE AND SURFACE	NHPP	6,000,000	0	24,000,000	0	6,000,000	0
1206	I 90	3280-122	MNDOT	FROM 0.1 MI W OF CR 5 TO 0.74 MI E OF TH 86, MILL & OVERLAY, WB LANES ONLY	11.0	RS	MILL AND OVERLAY	NHPP	6,177,000	5,559,300	0	0	617,700	0
1207	I 90	3280-121	MNDOT	FROM 0.8 MI E OF TH 86 TO JACKSON/MARTIN COUNTY LINE, EB LANES, MILL & OVERLAY	22.0	RS	MILL AND OVERLAY	NHPP	12,585,000	11,326,500	0	0	1,258,500	0
1208	I 90	6780-105	MNDOT	2.9 MI E OF JCT TH 23, REPLACE BR#9689 & BR#9690	0.0	BR	BRIDGE REPLACEMENT	NHPP	2,100,000	1,890,000	0	0	210,000	0
1209	I 90	4680-124	MNDOT	AT THE JCT OF TH 15, REHAB BR#46822, 46833 & 46834	0.0	BI	BRIDGE REPAIR	NHPP	1,800,000	1,620,000	0	0	180,000	0
1210	MN 109	2206-13	MNDOT	FROM TH 22 TO I90 IN ALDEN, MILL AND OVERLAY	10.0	RS	MILL AND OVERLAY	STP	5,293,000	4,234,400	0	0	1,058,600	0
1211	MN 999	8807-BI-17	MNDOT	DISTRICTWIDE SETASIDES - BRIDGE REPAIR -2017	0.0	BI	BRIDGE REPAIR	SF	400,000	0	0	0	400,000	0
1212	MN 999	8807-CA-17	MNDOT	DISTRICTWIDE SETASIDES - CONSULTANT AGREEMENTS - 2017	0.0	CA	MISCELLANEOUS	SF	6,000,000	0	0	0	6,000,000	0
1213	PED/BIKE	8807-EN-17	LOCAL	DISTRICTWIDE SETASIDE- LOCAL ENHANCEMENT PROJECTS - 2017	0.0	EN	PEDESTRIAN BIKE TRAIL	TAP	875,000	700,000	0	0	0	175,000
1214	MN 999	8807-NHS-17	MNDOT	NHS BRIDGE SETASIDE	0.0	BR	BRIDGE REPLACEMENT	NHPP	2,442,000	1,953,600	0	0	488,400	0
1215	MN 999	8807-RW-17	MNDOT	DISTRICTWIDE SETASIDES - RIGHT OF WAY - 2017	0.0	RW	RIGHT OF WAY	SF	1,000,000	0	0	0	1,000,000	0
1216	MN 999	8807-RX-17	MNDOT	DISTRICTWIDE SETASIDES - ROAD REPAIR/ROUTE AND SEAL (BARC) - 2017	0.0	RX	ROAD REPAIR	SF	1,600,000	0	0	0	1,600,000	0

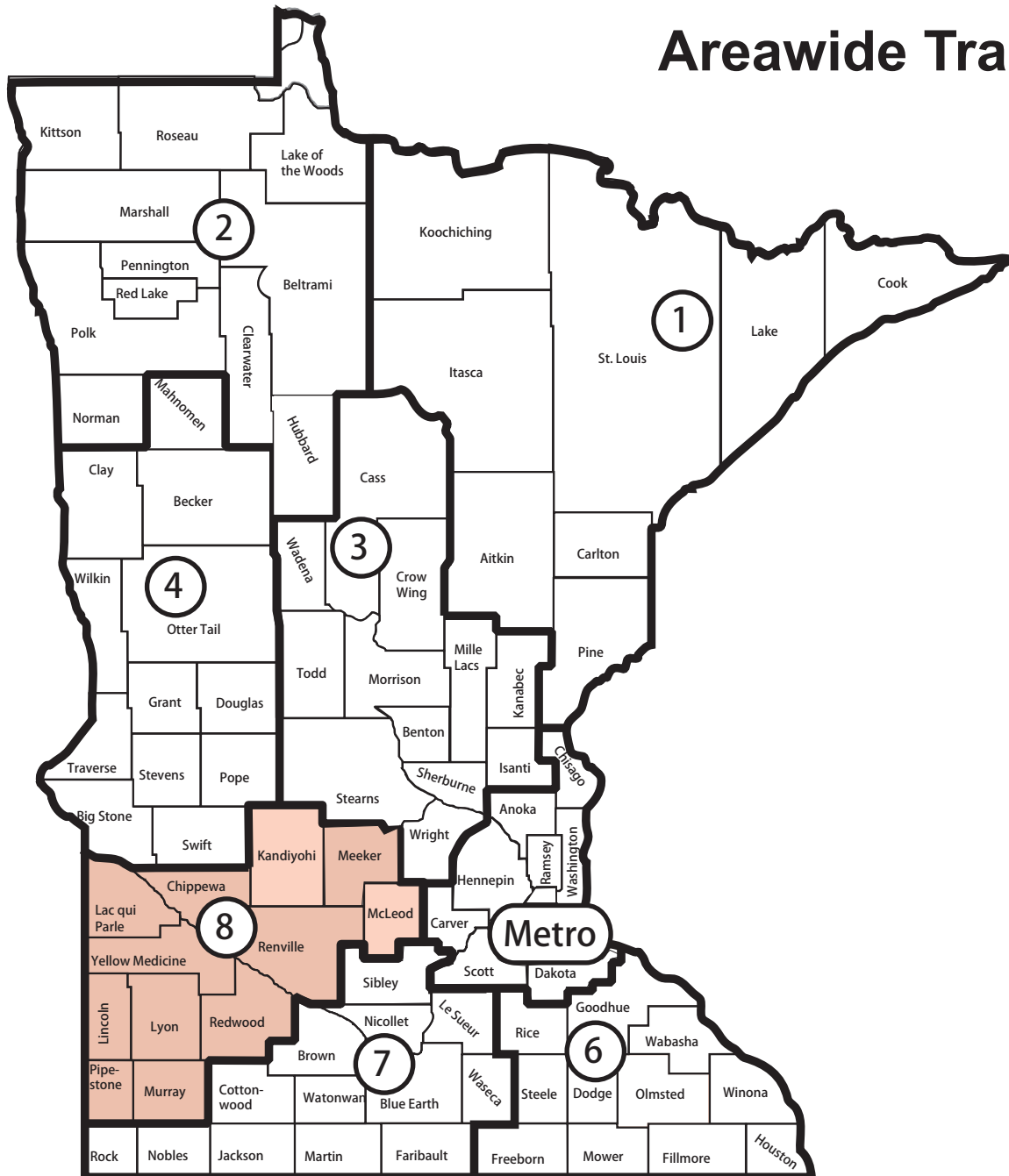
ATP: 7

Fiscal Year: 2017

STIP for FY 2014-2017

Seq #	Route System	Project Number	Agency	Description	Miles	Program	Type of Work	Proposed Funds	Total	FHWA	AC	FTA	TH	Other
1217	MN 999	8807-SA-17	MNDOT	DISTRICTWIDE SETASIDES - CONSTRUCTION SA, CO AND INCENTIVES -2017	0.0	SA	SUPP. AGREE. & COST OVERRUNS	SF	4,500,000	0	0	0	4,500,000	0
1218	LOCAL 999	8807-SHL-17	LOCAL	SETASIDE FOR LOCAL HSIP PROJECTS - 2017	0.0	SH	SAFETY TARGET	HSIP	1,556,000	1,400,000	0	0	0	156,000
1219	MN 999	8807-SHS-17	MNDOT	DISTRICTWIDE SETASIDES - MNDOT HSIP PROJECTS - 2017	0.0	SH	SAFETY TARGET	HSIP	1,111,000	1,000,000	0	0	111,000	0
1220	MN 999	8807-ST-17	MNDOT	DISTRICTWIDE SETASIDES - STRIPING AND SIGNING (BARC) - 2017	0.0	ST	STRIPING	SF	1,200,000	0	0	0	1,200,000	0
									\$111,467,522	\$69,845,200	\$24,000,000	\$435,755	\$32,663,800	\$8,522,767

Areawide Transportation Partnership (ATP) Boundaries



DISTRICT 8

Jon Huseby
Transportation District Engineer
(320) 231-5497
2505 Transportation Road
Willmar, Minnesota 56201

General Information: (320) 231-5195
800-657-3792
FAX: (320) 214-6305

ATP: 8
Fiscal Year: 2014

STIP for FY 2014-2017

Seq #	Route System	Project Number	Agency	Description	Miles	Program	Type of Work	Proposed Funds	Total	FHWA	AC	FTA	TH	Other
1221	BB	TRS-0026-14	MNDOT	LINCOLN CO, PURCHASE 1 BUS (CLASS 400) AND BUS RELATED EQUIPMENT	0.0	TR	PURCHASE BUS	STP	74,000	59,200	0	0	0	14,800
1222	BB	TRS-1738-14	MNDOT	PRAIRIE FIVE, PURCHASE 1 BUS (CLASS 400) AND BUS RELATED EQUIPMENT	0.0	TR	PURCHASE BUS	STP	74,000	59,200	0	0	0	14,800
1223	BB	TRS-2387-14	MNDOT	WESTERN COMMUNITY ACTION, PURCHASE 2 BUSES (CLASS 400) AND BUS RELATED EQUIPMENT	0.0	TR	PURCHASE BUS	STP	148,000	118,400	0	0	0	29,600
1224	BB	TRS-3301-14A	MNDOT	TRAILBLAZER, PURCHASE 4 BUSES (CLASS 400) AND BUS RELATED EQUIPMENT	0.0	TR	PURCHASE BUS	STP	296,000	236,800	0	0	0	59,200
1225	BB	TRS-3312-14	MNDOT	ECUMEN/AUGUSTANA LUTHERAN HOMES, INC, PURCHASE 1 BUS (CLASS 400) AND BUS RELATED EQUIPMENT	0.0	TR	PURCHASE BUS	STP	74,000	59,200	0	0	0	14,800
1226	BB	TRS-3316-14	MNDOT	PIPESTONE CO, PURCHASE 1 BUS (CLASS 400) AND BUS RELATED EQUIPMENT	0.0	TR	PURCHASE BUS	STP	74,000	59,200	0	0	0	14,800
1227	BB	TRS-3339-14	MNDOT	RENVILLE CO, PURCHASE 1 BUS (CLASS 400) AND BUS RELATED EQUIPMENT	0.0	TR	PURCHASE BUS	STP	74,000	59,200	0	0	0	14,800
1228	BB	TRS-7340-14	MNDOT	KANDIYOHI CO, PURCHASE 1 BUS (CLASS 400) AND BUS RELATED EQUIPMENT	0.0	TR	PURCHASE BUS	STP	74,000	59,200	0	0	0	14,800
1229	RR	41-00106	MNDOT	LINCOLN CSAH 9 & 110TH STREET (VERDI), INSTALL GATES	0.0	SR	RR X-ING IMPROVEMENTS	RRS	285,000	285,000	0	0	0	0
1230	RR	64-00109	MNDOT	REDWOOD CR 80 (DUNCAN AVE) IN WALNUT GROVE, INSTALL FLASHING LIGHTS & GATES	0.0	SR	RR X-ING IMPROVEMENTS	RRS	300,000	300,000	0	0	0	0
1231	RR	65-00111	MNDOT	RENVILLE CSAH 37 3 MI E OF GRANITE FALLS, INSTALL GATES (UPGRADE EXISTING FLASHERS)	0.0	SR	RR X-ING IMPROVEMENTS	RRS	285,000	285,000	0	0	0	0
1232	LOCAL 999	034-070-006	KANDIYOHI COUNTY	VARIOUS LOCATIONS IN KANDIYOHI COUNTY, CHEVERON PLACEMENT	0.0	SH	SIGNING	HSIP	29,025	26,123	0	0	0	2,902
1233	CSAH 20	037-070-004	LAC QUI PARLE	LAC QUI PARLE CSAH 48 TO E COUNTY LINE, NARROW SHOULDER PAVING	5.0	SH	PAVE SHOULDER	HSIP	218,520	196,668	0	0	0	21,852
1234	CSAH 20	037-620-019	LAC QUI PARLE	LAC QUI PARLE CR 31 TO E COUNTY LINE, SURFACING & AGG SHLD	5.0	RS	SURFACING	STP	1,774,000	1,419,200	0	0	0	354,800
1235	CSAH 10	042-070-005AC	LYON COUNTY	**AC** WEST COUNTY LINE TO MINNEOTA, NARROW SHLD. PAVING (AC PAYBACK1 OF 1)	5.0	SH	PAVE SHOULDER	HSIP	229,169	229,169	0	0	0	0
1236	CSAH 24	042-070-006	LYON COUNTY	LYON CSAH 10 TO LYON CSAH 5, NARROW SHLD. PAVING	3.0	SH	PAVE SHOULDER	HSIP	144,045	129,640	0	0	0	14,405

ATP: 8
Fiscal Year: 2014

STIP for FY 2014-2017

Seq #	Route System	Project Number	Agency	Description	Miles	Program	Type of Work	Proposed Funds	Total	FHWA	AC	FTA	TH	Other
1237	CSAH 24	042-070-007	LYON COUNTY	LYON CSAH 5 TO US 59, NARROW SHLD. PAVING	4.0	SH	PAVE SHOULDER	HSIP	259,450	233,505	0	0	0	25,945
1238	LOCAL 999	043-070-008	MCLEOD COUNTY	VARIOUS LOCATIONS IN MCLEOD COUNTY, GROUND-IN WET REFLECTIVE EDGELINE	0.0	SH	STRIPING	HSIP	350,000	315,000	0	0	0	35,000
1239	LOCAL 999	047-070-007	MEEKER COUNTY	VARIOUS LOCATIONS IN MEEKER COUNTY, GROUND-IN REFLECTIVE MARKINGS	0.0	SH	STRIPING	HSIP	268,920	242,028	0	0	0	26,892
1240	PED/BIKE	047-090-003	MEEKER COUNTY	LAKE KORONIS OUTLET, CONSTRUCT PED/BIKE BRIDGE	0.0	EN	PEDESTRIAN BIKE TRAIL	TAP	240,000	119,516	0	0	0	120,484
1241	PED/BIKE	059-591-004	PIPESTONE	**SRTS** INFRA PIPESTONE, CE AND CONSTRUCTION OF A PATH ALONG 9TH ST SW AND 9TH AVE SW	0.0	BT	PED./BIKE IMPROVEMENT	SRTS	215,719	215,719	0	0	0	0
1242	LOCAL 999	064-070-004	REDWOOD COUNTY	VARIOUS LOCATIONS IN REDWOOD COUNTY, 6" GROUND-IN WET REFLECTIVE PAVEMENT MARKINGS	0.0	SH	STRIPING	HSIP	77,400	69,660	0	0	0	7,740
1243	CSAH 2	064-602-021	REDWOOD COUNTY	**AC** REDWOOD CSAH 24 TO 305TH ST, AGG BASE & SURFACING (AC PROJECT, PAYBACK IN 2015)	4.0	RC	SURFACING	STP	2,128,000	1,379,500	272,000	0	0	748,500
1244	LOCAL 999	065-070-005	RENVILLE COUNTY	VARIOUS LOCTIONS IN RENVILLE COUNTY, 6" WET REFLECTIVE EPOXY EDGELINES	0.0	SH	STRIPING	HSIP	104,040	93,636	0	0	0	10,404
1245	LOCAL 999	065-070-006	RENVILLE COUNTY	VARIOUS LOCATION IN RENVILLE COUNTY, 6" EDGELINES	0.0	SH	STRIPING	HSIP	74,997	67,497	0	0	0	7,500
1246	CSAH 3	087-070-005	YELLOW MEDICINE COUNTY	MN 68 TO YELLOW MEDICINE CSAH 11, MILLED IN 6" STRIPING	11.0	SH	STRIPING	HSIP	88,740	79,866	0	0	0	8,874
1247	CSAH 6	087-606-013AC	YELLOW MEDICINE COUNTY	**AC** MILL, BIT SURFACING, & AGG. SHLD; MN 274 TO S COUNTY LINE (AC PAYBACK, 1 OF 1)	7.0	RS	SURFACING	STP	508,500	508,500	0	0	0	0
1248	MN 7	1201-32	MNDOT	**BP08** NW OF JCT MN 29 (MONTEVIDEO), REPLACE BRIDGE 9114 (NEW BRIDGE #12015) (BOND FUNDS)	1.0	BR	BRIDGE REPLACEMENT	BF	3,900,000	0	0	0	0	3,900,000
1249	MN 7	4703-26	MNDOT	JCT MN 4 (COSMOS) TO W JCT MN 22, MILL & OVERLAY (TIED TO S.P.'S 4308-30 & 4308-32)	10.0	RS	MILL AND OVERLAY	STP	4,400,000	3,520,000	0	0	880,000	0
1250	US 12	3403-68	MNDOT	W OF US 71 TO E OF US 71 (WILLMAR), REMOVE AND REPLACE CONCRETE PAVEMENT AND **ADA** 6TH STREET TO LAKELAND AVENUE AND JCT'S OF US 12 & 7TH STREET (WILLMAR), RIGHT TURN LANE & ADA	2.0	RD	CONCRETE PAVEMENT REHAB	NHPP	3,010,000	2,408,000	0	0	602,000	0
1251	US 14	4201-41	MNDOT	W OF MN 23 (FLORENCE) TO TRACY, OVERLAY PLUS 1.5 MILES FULL DEPTH BIT. REPLACEMENT (TIED TO S.P. 4201-90)	23.0	RS	SURFACING	NHPP	5,200,000	4,160,000	0	0	1,040,000	0
1252	US 14	4201-90	MNDOT	**FMP** 1.5 MILES W OF MN 23 TO 1.0 MILES W OF MN 23, GRADE RAISE (TIED TO S.P. 4201-41)	0.0	RC	GRADE AND SURFACE	BF	940,000	0	0	0	0	940,000

ATP: 8
Fiscal Year: 2014

STIP for FY 2014-2017

Seq #	Route System	Project Number	Agency	Description	Miles	Program	Type of Work	Proposed Funds	Total	FHWA	AC	FTA	TH	Other
1253	MN 22	4307-41	MNDOT	W EDGE OF GLENCOE TO S OF CSAH 115 (HUTCH BY-PASS), OVERLAY	10.0	RS	SURFACING	STP	1,400,000	1,120,000	0	0	280,000	0
1254	MN 22	4308-30	MNDOT	JCT OF MN 7 & MN 22, MODIFY "Y" INTERSECTION (THIS PROJECT HAS WORK ON BOTH MN 22 AND MN 7) (TIED TO S.P.'S 4703-26 & 4308-32)	0.0	SC	GRADE AND SURFACE	STP	2,300,000	1,840,000	0	0	460,000	0
1255	MN 22	4308-32	MNDOT	W JCT MN 7 TO SHADY RIDGE ROAD (HUTCHINSON) , OVERLAY (TIED TO S.P.'S 4703-26 & 4308-30)	7.0	RS	BITUMINOUS OVERLAY	STP	2,800,000	2,240,000	0	0	560,000	0
1256	MN 24	4711-19	MNDOT	**DI** LITCHFIELD TO MN 15, THIN CONCRETE OVERLAY (\$4 MILLION IS DI FUNDS)	16.0	RS	BITUMINOUS OVERLAY	SF	5,700,000	0	0	0	5,700,000	0
1257	MN 30	5102-24	MNDOT	**TED14** SCHMITZ GRAIN ELEVATOR IN WEST SIDE OF SLAYTON, RIGHT TURN LANE, \$105,000 IS TED14 FUNDS	0.0	AM	TURN LANES	SF	105,000	0	0	0	105,000	0
1258	MN 55	4712-18	MNDOT	**AB** E OF E JCT MN 4 TO MN 22, OVERLAY	5.0	RS	MILL AND OVERLAY	SF	2,500,000	0	0	0	2,500,000	0
1259	US 59	3707-08	MNDOT	N LIMITS OF CLARKFIELD TO W JCT US 212, OVERLAY (TIED TO S.P. 8703-24)	10.0	RS	SURFACING	STP	1,300,000	1,040,000	0	0	260,000	0
1260	US 59	4209-25	MNDOT	N OF MARSHALL (BY TITAN MACHINE), TURN LANE	0.0	SC	TURN LANES	SF	60,000	0	0	0	60,000	0
1261	US 59	8703-24	MNDOT	YELLOW MEDICINE CSAH 3 TO N LIMITS OF CLARKFIELD, MILL & OVERLAY (TIED TO S.P. 3707-08)	6.0	RS	SURFACING	STP	2,000,000	1,600,000	0	0	400,000	0
1262	MN 67	8707-52	MNDOT	**AC** S OF YELLOW MEDICINE CO RD B1 TO ECHO, THIN OVERLAY (AC PROJECT, PAYBACK IN 2015)	11.0	RS	SURFACING	STP	772,000	512,000	528,000	0	260,000	0
1263	US 212	3706-41	MNDOT	**AB** DAWSON TO W OF US 59, WHITETOPPING	9.0	RS	MILL AND OVERLAY	NHPP	7,000,000	5,600,000	0	0	1,400,000	0
1264	MN 999	8828-83	MNDOT	DISTRICTWIDE CULVERT REPAIRS	0.0	DR	CULVERT REPAIR	STP	1,500,000	1,200,000	0	0	300,000	0
1265	MN 999	8828-132	MNDOT	HIRE CONTRACTOR TO INSTALL SIGNS FOR DISTRICT 8'S ANNUAL SIGN CHANGEOVER	0.0	RX	SIGNING	SF	500,000	0	0	0	500,000	0
1266	MN 999	8828-133	MNDOT	DISTRICTWIDE, GROUND IN STRIPING	0.0	SH	STRIPING	HSIP	110,000	99,000	0	0	11,000	0
1267	MN 999	8816-1765	MNDOT	**IDIQ** STATEWIDE RURAL INTERSECTION CONFLICT WARNING SYSTEM (RICWS) DESIGN BUILD PROJECT (CONTRACT MIN \$1,977,785, CONTRACT MAX \$6,000,000, EXPIRATION DATE 12-15-2015) (DISTRICTWIDE SETA FOR RICWS PROJECT LET IN SFY 2013)	0.0	SH	WARNING FLASHERS	HSIP	380,000	342,000	0	0	38,000	0
1268	MN 999	8828-141	MNDOT	**ADA** DISTRICTWIDE PEDESTRIAN RAMPS	0.0	SC	PED./BIKE IMPROVEMENT	STP	230,000	184,000	0	0	46,000	0

ATP: 8
Fiscal Year: 2014

STIP for FY 2014-2017

Seq #	Route System	Project Number	Agency	Description	Miles	Program	Type of Work	Proposed Funds	Total	FHWA	AC	FTA	TH	Other
1269	MN 999	8828-148	MNDOT	PURCHASE SIGNS DISTRICTWIDE	0.0	RX	SIGNING	SF	250,000	0	0	0	250,000	0
1270	MN 999	8828-149	MNDOT	DISTRICTWIDE STRIPING	0.0	RX	STRIPING	SF	750,000	0	0	0	750,000	0
1271	MN 999	8828-158	MNDOT	DISTRICTWIDE, GROUND IN STRIPING (SECTION 164 FUNDS)	0.0	SH	STRIPING	HSIP	175,000	175,000	0	0	0	0
1272	MN 999	8808-AM-14	MNDOT	DISTRICTWIDE SETASIDES - MUNICIPAL AGREEMENTS - 2014	0.0	AM	COOP. CONST. AGREEMENT	SF	400,000	0	0	0	400,000	0
1273	MN 999	8808-CA-14	MNDOT	DISTRICTWIDE SETASIDES - CONSULTANT AGREEMENTS - 2014	0.0	CA	MISCELLANEOUS	SF	1,300,000	0	0	0	1,300,000	0
1274	MN 999	8808-DA-14	MNDOT	DISTRICTWIDE SETASIDES - DETOUR AGREEMENTS - 2014	0.0	DA	DETOUR AGREEMENT	SF	200,000	0	0	0	200,000	0
1275	MN 999	8808-MA-14	MNDOT	DISTRICTWIDE SETASIDES - MISC AGREEMENTS - 2014	0.0	MA	MISCELLANEOUS	SF	50,000	0	0	0	50,000	0
1276	MN 999	8808-PM-14	MNDOT	DISTRICTWIDE SETASIDES - PREVENTIVE MAINTENANCE - 2014	0.0	PM	PREVENTIVE MAINTENANCE	SF	1,800,000	0	0	0	1,800,000	0
1277	MN 999	8808-RB-14	MNDOT	DISTRICTWIDE SETASIDES - LANDSCAPE PARTNERSHIP PROGRAM - 2014	0.0	RB	LANDSCAPE PARTNERSHIP	SF	40,000	0	0	0	40,000	0
1278	MN 999	8808-RW-14	MNDOT	DISTRICTWIDE SETASIDES - RIGHT OF WAY - 2014	0.0	RW	RIGHT OF WAY	SF	522,495	0	0	0	522,495	0
1279	MN 999	8808-RX-14	MNDOT	DISTRICTWIDE SETASIDES - ROAD REPAIR - 2014	0.0	RX	MISCELLANEOUS	SF	1,250,000	0	0	0	1,250,000	0
1280	MN 999	8808-SA-14	MNDOT	DISTRICTWIDE SETASIDES - CONSTRUCTION OVERRUNS & SUPP AGREE - 2014	0.0	SA	SUPP. AGREE. & COST OVERRUNS	SF	1,150,000	0	0	0	1,150,000	0
									\$62,463,020	\$32,945,627	\$800,000	\$0	\$23,114,495	\$6,402,898

ATP: 8
Fiscal Year: 2015

STIP for FY 2014-2017

Seq #	Route System	Project Number	Agency	Description	Miles	Program	Type of Work	Proposed Funds	Total	FHWA	AC	FTA	TH	Other
1281	BB	TRS-0026-15	MNDOT	LINCOLN CO, PURCHASE 1 BUS (CLASS 400) AND BUS RELATED EQUIPMENT	0.0	TR	PURCHASE BUS	STP	76,000	60,800	0	0	0	15,200
1282	BB	TRS-1738-15	MNDOT	PRAIRIE FIVE, PURCHASE 1 BUS (CLASS 400) AND BUS RELATED EQUIPMENT	0.0	TR	PURCHASE BUS	STP	76,000	60,800	0	0	0	15,200
1283	BB	TRS-2387-15	MNDOT	WESTERN COMMUNITY ACTION, PURCHASE 2 BUSES (CLASS 400) AND BUS RELATED EQUIPMENT	0.0	TR	PURCHASE BUS	STP	152,000	121,600	0	0	0	30,400
1284	BB	TRS-3301-15	MNDOT	TRAILBLAZER, PURCHASE 4 BUSES (CLASS 400) AND BUS RELATED EQUIPMENT	0.0	TR	PURCHASE BUS	STP	304,000	243,200	0	0	0	60,800
1285	BB	TRS-3325-15	MNDOT	MURRAY CO, PURCHASE 1 BUS (CLASS 400) AND BUS RELATED EQUIPMENT	0.0	TR	PURCHASE BUS	STP	76,000	60,800	0	0	0	15,200
1286	BB	TRS-7340-15	MNDOT	KANDIYOHI CO, PURCHASE 1 BUS (CLASS 400) AND BUS RELATED EQUIPMENT	0.0	TR	PURCHASE BUS	STP	76,000	60,800	0	0	0	15,200
1287	RR	65-00112	MNDOT	INSTALL GATES AND FLASHING LIGHTS AT 7TH ST NORTH, OLIVIA, MN	0.0	SR	RR X-ING IMPROVEMENTS	RRS	285,000	285,000	0	0	0	0
1288	CSAH 15	012-070-004	CHIPPEWA COUNTY	CHIPPEWA CSAH 20 TO MN 7, NARROW SHLD. PAVING	4.0	SH	PAVE SHOULDER	HSIP	226,350	203,715	0	0	0	22,635
1289	CSAH 5	034-605-024	KANDIYOHI COUNTY	MN 7 TO N OF KANDIYOHI CSAH 3, GRADING, AGG. BASE, & BRIDGE #94077	5.0	RC	GRADE AND BRIDGE	STP STP BROS	2,400,000	1,680,000	0	0	0	720,000
1290	CSAH 28	047-628-009	MEEKER COUNTY	MN 22 TO MEEKER CSAH 1, MILL & OVERLAY	6.0	RS	MILL AND OVERLAY	STP	1,015,000	812,000	0	0	0	203,000
1291	LOCAL 999	051-070-003	MURRAY COUNTY	VARIOUS LOCATIONS IN MURRAY COUNTY, GROUND-IN WET REFLECTIVE STRIPING	0.0	SH	STRIPING	HSIP	246,024	221,422	0	0	0	24,602
1292	LOCAL 999	059-070-004	PIPESTONE COUNTY	VARIOUS LOCATIONS IN PIPESTONE COUNTY, GROUND-IN WET REFLECTIVE WHITE EDGE STRIPING	0.0	SH	STRIPING	HSIP	111,767	100,590	0	0	0	11,177
1293	CSAH 18	059-618-031	PIPESTONE COUNTY	ON CSAH 18 - S OF PIPESTONE CSAH 11 TO LINCOLN COUNTY LINE AND PIPESTONE CSAH 8 TO MN 23, THEN ON CSAH 16 - MN 30 TO PIPESTONE CSAH 6, BIT OVERLAY	8.0	RS	BITUMINOUS OVERLAY	STP	660,000	528,000	0	0	0	132,000
1294	CSAH 2	064-602-021AC	REDWOOD COUNTY	**AC** REDWOOD CSAH 24 TO 305TH ST, AGG BASE & SURFACING (AC PAYBACK, 1 OF 1)	4.0	RC	SURFACING	STP	272,000	272,000	0	0	0	0
1295	CSAH 11	065-611-046	RENNVILLE COUNTY	**AC** GRADING, BASE, & SURFACING; RENNVILLE CSAH 5 TO RENNVILLE CSAH 16 (AC PROJECT, PAYBACK IN 2016)	6.0	RC	GRADE AND SURFACE	STP	4,978,000	1,198,000	272,000	0	0	3,780,000
1296	CSAH 4	087-070-006	YELLOW MEDICINE COUNTY	US 75 TO SOUTH DAKOTA LINE, MILLED IN 6" STRIPING	13.0	SH	STRIPING	HSIP	96,390	86,751	0	0	0	9,639

ATP: 8
Fiscal Year: 2015

STIP for FY 2014-2017

Seq #	Route System	Project Number	Agency	Description	Miles	Program	Type of Work	Proposed Funds	Total	FHWA	AC	FTA	TH	Other
1297	CSAH 1	087-070-007	YELLOW MEDICINE COUNTY	LYON COUNTY LINE TO REDWOOD COUNTY LINE, MILLED IN 6" STRIPING	12.0	SH	STRIPING	HSIP	94,095	84,685	0	0	0	9,410
1298	US 12	3403-66	MNDOT	**AB** KERKHOVEN TO PENNOCK, OVERLAY (ALTERNATE BID) (PRICE SHOWN IS FOR BITUMINOUS OPTION) (TIED TO 7605-38 - 1,548,600, DIST 4)	8.0	RS	BITUMINOUS OVERLAY	NHPP	1,900,000	1,520,000	0	0	380,000	0
1299	US 12	4704-47	MNDOT	**AB** W MEEKER COUNTY LINE TO MN 22, RECLAMATION OR ALT. BID	11.0	RS	BITUMINOUS OVERLAY	NHPP	5,000,000	4,000,000	0	0	1,000,000	0
1300	US 12	3403-5526	MNDOT	E OF CSAH 5 (WILLMAR), SCARIFY & OVERLAY BRIDGE #5526	0.0	BI	BRIDGE OVERLAY	SF	340,000	0	0	0	340,000	0
1301	MN 19	4205-32	MNDOT	BRUCE STREET TO JCT MN 23 (MARSHALL), MILL & OVERLAY	1.0	RS	MILL AND OVERLAY	NHPP	500,000	400,000	0	0	100,000	0
1302	MN 23	4207-55	MNDOT	**CIMS** JCT OF MN 23 & SARATOGA IN MARSHALL, RCI (REDUCED CONFLICT INTERSECTION) & IMPROVED PEDESTRIAN FACILITIES	0.0	AM	TURN LANES	SF	3,500,000	0	0	0	3,500,000	0
1303	MN 29	1206-54	MNDOT	**AC** N JCT MN 7 TO W JCT MN 40 (MONTEVIDEO), OVERLAY (AC PROJECT, PAYBACK IN 2016)	11.0	RS	BITUMINOUS OVERLAY	STP	884,400	584,400	615,600	0	300,000	0
1304	MN 29	1208-09M	MNDOT	**ELLA** MN 40 TO CHIPPEWA/SWIFT COUNTY LINE, MILL & OVERLAY (DISTRICT 4 IS THE LEAD AND THIS IS DISTRICT 8'S SHARE). TIED S.P. 7607-29.	3.0	RS	MILL AND OVERLAY	STP	760,000	608,000	0	0	152,000	0
1305	MN 30	5101-15	MNDOT	E JCT US 75 (PIPESTONE) TO LAKE WILSON, OVERLAY	17.0	RS	BITUMINOUS OVERLAY	STP	2,200,000	1,760,000	0	0	440,000	0
1306	MN 30	5903-21	MNDOT	8TH AVE TO E JCT US 75 (PIPESTONE), MILL & OVERLAY (BOTH DIRECTIONS)	1.0	RS	MILL AND OVERLAY	STP	1,000,000	800,000	0	0	200,000	0
1307	MN 40	1209-22	MNDOT	**BP08** W OF MILAN, REHAB BRIDGE 5380 (BOND FUNDS)	0.0	BR	BRIDGE REPLACEMENT	BF	2,600,000	0	0	0	0	2,600,000
1308	US 59	4208-58	MNDOT	**ADA** MN 19 TO MN 23 (MARSHALL), MILL & OVERLAY PLUS PEDESTRIAN RAMPS	1.0	SC	PED/BIKE IMPROVEMENT	NHPP	937,500	750,000	0	0	187,500	0
1309	US 59	4209-23	MNDOT	N JCT MN 68 (MARSHALL) TO N OF LYON CSAH 33, MILL & OVERLAY	1.0	RS	MILL AND OVERLAY	SF	720,000	0	0	0	720,000	0
1310	MN 67	8705-18	MNDOT	JCT. US 75 TO JCT US 59 (CLARKFIELD), OVERLAY	19.0	RS	BITUMINOUS OVERLAY	STP	2,700,000	2,160,000	0	0	540,000	0
1311	MN 67	8706-23	MNDOT	**AC** CLARKFIELD TO JCT US 212, MILL & OVERLAY (AC PROJECT, PAYBACK IN 2016)	12.0	RS	MILL AND OVERLAY	STP	3,072,000	2,352,000	528,000	0	720,000	0

ATP: 8
Fiscal Year: 2015

STIP for FY 2014-2017

Seq #	Route System	Project Number	Agency	Description	Miles	Program	Type of Work	Proposed Funds	Total	FHWA	AC	FTA	TH	Other
1312	MN 67	8707-52AC	MNDOT	**AC** S OF YELLOW MEDICINE CO RD B1 TO ECHO (AC PAYBACK, 1 OF 1)	11.0	RS	SURFACING	STP	528,000	528,000	0	0	0	0
1313	MN 68	4210-51	MNDOT	JCT OF MN 68 AND LYON CSAH 33 (MARSHALL), LEFT TURN LANE	0.0	SC	TURN LANES	SF	450,000	0	0	0	450,000	0
1314	MN 68	4210-42002A	MNDOT	N OF US 59, SCARIFY & LOW SLUMP OVERLAY ON BRIDGE #42002	0.0	BI	BRIDGE OVERLAY	SF	290,000	0	0	0	290,000	0
1315	US 71	6405-64	MNDOT	US 14 TO S OF 11TH STREET (REDWOOD FALLS), MILL & OVERLAY	20.0	RS	BITUMINOUS OVERLAY	NHPP	3,900,000	3,120,000	0	0	780,000	0
1316	US 75	5905-25	MNDOT	PIPESTONE CSAH 9 (OLD MN 268) TO E JCT MN 30 (PIPESTONE), OVERLAY	8.0	RS	BITUMINOUS OVERLAY	STP	1,200,000	960,000	0	0	240,000	0
1317	US 212	8712-31	MNDOT	E END OF BRIDGE #87015 (GRANITE FALLS) TO JCT MN 23, MILL & OVERLAY	1.0	RS	MILL AND OVERLAY	SF	700,000	0	0	0	700,000	0
1318	MN 999	8828-134	MNDOT	DISTRICTWIDE, GROUND IN STRIPING	0.0	SH	STRIPING	HSIP	100,000	90,000	0	0	10,000	0
1319	MN 999	8816-1765	MNDOT	**IDIQ** STATEWIDE RURAL INTERSECTION CONFLICT WARNING SYSTEM (RICWS) DESIGN BUILD PROJECT (CONTRACT MIN \$1,977,785, CONTRACT MAX \$6,000,000, EXPIRATION DATE 12-15-2015) (DISTRICTWIDE SETA FOR RICWS. PROJECT LET IN SFY 2013)	0.0	SH	WARNING FLASHERS	HSIP	390,000	351,000	0	0	39,000	0
1320	MN 999	8828-150	MNDOT	PURCHASE SIGNS DISTRICTWIDE	0.0	RX	SIGNING	SF	250,000	0	0	0	250,000	0
1321	MN 999	8828-151	MNDOT	DISTRICTWIDE STRIPING	0.0	RX	STRIPING	SF	750,000	0	0	0	750,000	0
1322	MN 999	8808-AM-15	MNDOT	DISTRICTWIDE SETASIDES - MUNICIPAL AGREEMENTS - 2015	0.0	AM	COOP. CONST. AGREEMENT	SF	400,000	0	0	0	400,000	0
1323	MN 999	8808-CA-15	MNDOT	DISTRICTWIDE SETASIDES - CONSULTANT AGREEMENTS - 2015	0.0	CA	MISCELLANEOUS	SF	1,300,000	0	0	0	1,300,000	0
1324	MN 999	8808-DA-15	MNDOT	DISTRICTWIDE SETASIDES - DETOUR AGREEMENTS - 2015	0.0	DA	DETOUR AGREEMENT	SF	200,000	0	0	0	200,000	0
1325	MN 999	8808-MA-15	MNDOT	DISTRICTWIDE SETASIDES - MISC AGREEMENTS - 2015	0.0	MA	MISCELLANEOUS	SF	50,000	0	0	0	50,000	0
1326	MN 999	8808-PM-15	MNDOT	DISTRICTWIDE SETASIDES - PREVENTIVE MAINTENANCE - 2015	0.0	PM	PREVENTIVE MAINTENANCE	SF	1,000,000	0	0	0	1,000,000	0
1327	MN 999	8808-RB-15	MNDOT	DISTRICTWIDE SETASIDES - LANDSCAPE PARTNERSHIP PROGRAM - 2015	0.0	RB	LANDSCAPE PARTNERSHIP	SF	40,000	0	0	0	40,000	0

ATP: 8
Fiscal Year: 2015

STIP for FY 2014-2017

Seq #	Route System	Project Number	Agency	Description	Miles	Program	Type of Work	Proposed Funds	Total	FHWA	AC	FTA	TH	Other
1328	MN 999	8808-RW-15	MNDOT	DISTRICTWIDE SETASIDES - RIGHT OF WAY - 2015	0.0	RW	RIGHT OF WAY	SF	1,131,611	0	0	0	1,131,611	0
1329	MN 999	8808-RX-15	MNDOT	DISTRICTWIDE SETASIDES - ROAD REPAIR - 2015	0.0	RX	ROAD REPAIR	SF	660,000	0	0	0	660,000	0
1330	MN 999	8808-SA-15	MNDOT	DISTRICTWIDE SETASIDES - CONSTRUCTION OVERRUNS & SUPP AGREE - 2015	0.0	SA	SUPP. AGREE. & COST OVERRUNS	SF	1,500,000	0	0	0	1,500,000	0
1331	MN 999	8808-SAF-15	MNDOT	DISTRICTWIDE SETASIDES - UNIDENTIFIED SAFETY PROJECTS - 2015	0.0	SC	SAFETY TARGET	SF	513,711	0	0	0	513,711	0
1332	MN 999	8808-SHS-15	MNDOT	DISTRICTWIDE SETASIDES - HSIP - 2015	0.0	SH	SAFETY TARGET	HSIP	488,889	440,000	0	0	48,889	0
									\$53,100,737	\$26,503,563	\$1,415,600	\$0	\$18,932,711	\$7,664,463

ATP: 8
Fiscal Year: 2016

STIP for FY 2014-2017

Seq #	Route System	Project Number	Agency	Description	Miles	Program	Type of Work	Proposed Funds	Total	FHWA	AC	FTA	TH	Other
1333	BB	TRS-2387-16	MNDOT	WESTERN COMMUNITY ACTION, PURCHASE 2 BUSES (CLASS 400) AND BUS RELATED EQUIPMENT	0.0	TR	PURCHASE BUS	STP	156,000	124,800	0	0	0	31,200
1334	BB	TRS-3312-16	MNDOT	ECUMEN/AUGUSTANA LUTHERAN HOMES, INC, PURCHASE 1 BUS (CLASS 400) AND BUS RELATED EQUIPMENT	0.0	TR	PURCHASE BUS	STP	78,000	62,400	0	0	0	15,600
1335	BB	TRS-3316-16	MNDOT	PIPESTONE CO, PURCHASE 1 BUS (CLASS 400) AND BUS RELATED EQUIPMENT	0.0	TR	PURCHASE BUS	STP	78,000	62,400	0	0	0	15,600
1336	BB	TRS-7340-16	MNDOT	KANDIYOHI CO, PURCHASE 1 BUS (CLASS 500) AND BUS RELATED EQUIPMENT	0.0	TR	PURCHASE BUS	STP	133,000	106,400	0	0	0	26,600
1337	RR	43-00113	MNDOT	MCLEOD CSAH 15 AT MORNINGSIDE DRIVE IN GLENCOE, INSTALL CANTILEVERS & GATES	0.0	SR	RR X-ING IMPROVEMENTS	RRS	300,000	300,000	0	0	0	0
1338	CSAH 6	012-070-005	CHIPPEWA COUNTY	MN 7 TO MN 40, NARROW SHLD PAVING	11.0	SH	PAVE SHOULDER	HSIP	540,540	486,486	0	0	0	54,054
1339	CSAH 6	012-606-012	CHIPPEWA COUNTY	MN 7 TO MN 29 , OVERLAY AND 2' PAVED SHOULDERS	11.0	RS	BITUMINOUS OVERLAY	STP	2,110,000	1,688,000	0	0	0	422,000
1340	LOCAL 999	034-070-007	KANDIYOHI COUNTY	VARIOUS LOCATIONS IN KANDIYOHI COUNTY, 6" EDGE STRIPE & HIGH BUILD SOLID LINE WHITE PAINT (WR) GROUND-IN	0.0	SH	STRIPING	HSIP	309,498	278,548	0	0	0	30,950
1341	CSAH 4	043-604-014	MCLEOD COUNTY	**AC** MCLEOD CSAH 3 TO MN 7, REHAB. (AC PROJECT, PAYBACK IN 2017)	9.0	RS	SURFACING	STP	759,100	349,100	1,290,900	0	0	410,000
1342	CSAH 9	047-609-012	MEEKER COUNTY	US 12 TO MEEKER CSAH 18, MILL & OVERLAY	8.0	RS	MILL AND OVERLAY	STP	1,870,000	1,496,000	0	0	0	374,000
1343	PED/BIKE	043-090-002	MCLEOD COUNTY	BUFFALO HIGHLANDS TRAIL ALONG US 212 FROM CSAH 1 (DAIRY AVE) TO BOONE ROAD	2.0	EN	PEDESTRIAN BIKE TRAIL	TAP	597,916	400,000	0	0	0	197,916
1344	CSAH 11	065-611-046AC	RENVILLE COUNTY	**AC** GRADING, BASE, & SURFACING; RENVILLE CSAH 3 TO RENVILLE CSAH 16 (AC PAYBACK, 1 OF 1)	3.0	RC	GRADE AND SURFACE	STP	272,000	272,000	0	0	0	0
1345	MN 9	3406-17	MNDOT	NEW LONDON TO SUNBURG, MILL & OVERLAY FROM NEW LONDON TO US 71 AND OVERLAY FROM US 71 TO SUNBURG	17.0	RS	SURFACING	STP	2,700,000	2,160,000	0	0	540,000	0
1346	US 12	3404-56	MNDOT	E OF US 71 (WILLMAR) TO KANDIYOHI/MEEKER COUNTY LINE, OVERLAY	12.0	RS	BITUMINOUS OVERLAY	NHPP	1,800,000	1,440,000	0	0	360,000	0
1347	MN 15	4303-89	MNDOT	**ELLA** WINTHROP TO BROWNTON, MILL & OVERLAY	12.0	RS	MILL AND OVERLAY	NHPP	4,200,000	3,360,000	0	0	840,000	0

ATP: 8
Fiscal Year: 2016

STIP for FY 2014-2017

Seq #	Route System	Project Number	Agency	Description	Miles	Program	Type of Work	Proposed Funds	Total	FHWA	AC	FTA	TH	Other
1348	MN 19	6506-37	MNDOT	E OF US 71 TO MN 4 (FAIRFAX), OVERLAY IN RURAL AND MILL & OVERLAY IN URBANS	14.0	RS	SURFACING	STP	2,600,000	2,080,000	0	0	520,000	0
1349	MN 29	1206-54AC	MNDOT	**AC** N JCT MN 7 TO W JCT MN 40 (MONTEVIDEO), OVERLAY (AC PAYBACK, 1 OF 1)	11.0	RS	BITUMINOUS OVERLAY	STP	615,600	615,600	0	0	0	0
1350	MN 40	1210-10	MNDOT	**AC** US 59 TO KANDIYOHI CSAH 5, OVERLAY (AC PROJECT, PAYBACK IN 2017)	40.0	RS	BITUMINOUS OVERLAY	STP	3,812,000	2,812,000	1,188,000	0	1,000,000	0
1351	US 59	5104-39	MNDOT	MN 62 (FULDA) TO S JCT MN 30, MILL & OVERLAY	13.0	RS	MILL AND OVERLAY	NHPP	4,000,000	3,200,000	0	0	800,000	0
1352	MN 67	8706-23AC	MNDOT	**AC** CLARKFIELD TO JCT US 212, MILL & OVERLAY (AC PAYBACK, 1 OF 1)	12.0	RS	MILL AND OVERLAY	STP	528,000	528,000	0	0	0	0
1353	MN 68	6407-31	MNDOT	E JCT MN 19 TO S OF REDWOOD CSAH 32, OVERLAY	3.0	RS	BITUMINOUS OVERLAY	STP	600,000	480,000	0	0	120,000	0
1354	MN 68	8708-14	MNDOT	**ADA** IN CANBY, PEDESTRIAN RAMPS	1.0	SC	PED./BIKE IMPROVEMENT	STP	137,500	110,000	0	0	27,500	0
1355	US 75	3702-34	MNDOT	S LIMITS OF CANBY TO YELLOW MEDICINE CSAH 3, MILL & OVERLAY; MN 67 TO S OF JCT US 212, OVERLAY	11.0	RS	SURFACING	SF	2,400,000	0	0	0	2,400,000	0
1356	US 75	5906-39	MNDOT	PIPESTONE TO PIPESTONE CREEK, OVERLAY	5.0	RS	BITUMINOUS OVERLAY	SF	700,000	0	0	0	700,000	0
1357	MN 269	5908-10	MNDOT	SOUTH DAKOTA/MINNESOTA STATE LINE TO MN 23, OVERLAY	3.0	RS	BITUMINOUS OVERLAY	STP	780,000	624,000	0	0	156,000	0
1358	MN 274	8714-12	MNDOT	WOOD LAKE TO MN 23, OVERLAY	8.0	RS	BITUMINOUS OVERLAY	STP	1,800,000	1,440,000	0	0	360,000	0
1359	MN 999	8828-152	MNDOT	HIRE CONTRACTOR TO INSTALL SIGNS FOR DISTRICT 8'S ANNUAL SIGN CHANGEOVER	0.0	RX	SIGNING	SF	500,000	0	0	0	500,000	0
1360	MN 999	8828-153	MNDOT	PURCHASE SIGNS DISTRICTWIDE	0.0	RX	SIGNING	SF	250,000	0	0	0	250,000	0
1361	MN 999	8828-154	MNDOT	DISTRICTWIDE STRIPING	0.0	RX	STRIPING	SF	750,000	0	0	0	750,000	0
1362	MN 999	8808-AM-16	MNDOT	DISTRICTWIDE SETASIDES - MUNICIPAL AGREEMENTS - 2016	0.0	AM	COOP. CONST. AGREEMENT	SF	400,000	0	0	0	400,000	0
1363	MN 999	8808-CA-16	MNDOT	DISTRICTWIDE SETASIDES - CONSULTANT AGREEMENTS - 2016	0.0	CA	MISCELLANEOUS	SF	1,300,000	0	0	0	1,300,000	0
1364	MN 999	8808-DA-16	MNDOT	DISTRICTWIDE SETASIDES - DETOUR AGREEMENTS - 2016	0.0	DA	DETOUR AGREEMENT	SF	200,000	0	0	0	200,000	0

ATP: 8
Fiscal Year: 2016

STIP for FY 2014-2017

Seq #	Route System	Project Number	Agency	Description	Miles	Program	Type of Work	Proposed Funds	Total	FHWA	AC	FTA	TH	Other
1365	MN 999	8808-MA-16	MNDOT	DISTRICTWIDE SETASIDES - MISC AGREEMENTS - 2016	0.0	MA	MISCELLANEOUS	SF	50,000	0	0	0	50,000	0
1366	MN 999	8808-PM-16	MNDOT	DISTRICTWIDE SETASIDES - PREVENTIVE MAINTENANCE - 2016	0.0	PM	PREVENTIVE MAINTENANCE	SF	750,000	0	0	0	750,000	0
1367	MN 999	8808-RB-16	MNDOT	DISTRICTWIDE SETASIDES - LANDSCAPE PARTNERSHIP PROGRAM - 2016	0.0	RB	LANDSCAPE PARTNERSHIP	SF	40,000	0	0	0	40,000	0
1368	MN 999	8808-RW-16	MNDOT	DISTRICTWIDE SETASIDES - RIGHT OF WAY - 2016	0.0	RW	RIGHT OF WAY	SF	531,522	0	0	0	531,522	0
1369	MN 999	8808-RX-16	MNDOT	DISTRICTWIDE SETASIDES - ROAD REPAIR - 2016	0.0	RX	ROAD REPAIR	SF	720,000	0	0	0	720,000	0
1370	MN 999	8808-SA-16	MNDOT	DISTRICTWIDE SETASIDES - CONSTRUCTION OVERRUNS & SUPP AGREE - 2016	0.0	SA	SUPP. AGREE. & COST OVERRUNS	SF	1,500,000	0	0	0	1,500,000	0
1371	MN 999	8808-SAF-16	MNDOT	DISTRICTWIDE SETASIDES - UNIDENTIFIED SAFETY PROJECTS - 2016	0.0	SC	SAFETY TARGET	SF	1,400,000	0	0	0	1,400,000	0
1372	MN 999	8808-SHS-16	MNDOT	DISTRICTWIDE SETASIDES - HSIP - 2016	0.0	SH	SAFETY TARGET	HSIP	488,889	440,000	0	0	48,889	0
									42,757,565	24,915,734	2,478,900	0	16,263,911	1,577,920

ATP: 8
Fiscal Year: 2017

STIP for FY 2014-2017

Seq #	Route System	Project Number	Agency	Description	Miles	Program	Type of Work	Proposed Funds	Total	FHWA	AC	FTA	TH	Other
1373	BB	TRS-1738-17	MNDOT	PRAIRIE FIVE, PURCHASE 1 BUS (CLASS 400) AND BUS RELATED EQUIPMENT	0.0	TR	PURCHASE BUS	STP	82,000	65,600	0	0	0	16,400
1374	BB	TRS-2387-17	MNDOT	WESTERN COMMUNITY ACTION, PURCHASE 1 BUS (CLASS 400) AND BUS RELATED EQUIPMENT	0.0	TR	PURCHASE BUS	STP	82,000	65,600	0	0	0	16,400
1375	BB	TRS-3301-17	MNDOT	TRAILBLAZER, PURCHASE 1 BUS (CLASS 400) AND BUS RELATED EQUIPMENT	0.0	TR	PURCHASE BUS	STP	82,000	65,600	0	0	0	16,400
1376	BB	TRS-3312-17	MNDOT	ECUMEN/AUGUSTANA LUTHERAN HOMES, INC, PURCHASE 1 BUS (CLASS 400) AND BUS RELATED EQUIPMENT	0.0	TR	PURCHASE BUS	STP	82,000	65,600	0	0	0	16,400
1377	BB	TRS-3339-17	MNDOT	RENVILLE CO, PURCHASE 1 BUS (CLASS 400) AND BUS RELATED EQUIPMENT	0.0	TR	PURCHASE BUS	STP	82,000	65,600	0	0	0	16,400
1378	BB	TRS-7340-17	MNDOT	KANDIYOHI CO, PURCHASE 1 BUS (CLASS 400) AND BUS RELATED EQUIPMENT	0.0	TR	PURCHASE BUS	STP	82,000	65,600	0	0	0	16,400
1379	CSAH 4	043-604-014AC	MCLEOD COUNTY	**AC** MCLEOD CSAH 3 TO MN 7, REHAB. (AC PAYBACK, 1 OF 1)	9.0	RS	SURFACING	STP	1,290,900	1,290,900	0	0	0	0
1380	CSAH 2	059-602-025	PIPESTONE COUNTY	PIPESTONE CSAH 13 TO E OF PIPESTONE CSAH 13, RECONSTRUCT	1.0	RC	GRADE AND SURFACE	STP	350,000	280,000	0	0	0	70,000
1381	CSAH 16	059-616-032	PIPESTONE COUNTY	**AC** PIPESTONE CSAH 9 TO HATFIELD, WIDENING, INSLOPE IMPROVEMENTS, CULVERTS, AND RESURFACING (AC PROJECT, PAYBACK IN 2018)	6.0	RD	GRADE AND SURFACE	STP	493,100	93,100	1,506,900	0	0	400,000
1382	MSAS 105	207-105-006	REDWOOD FALLS	E 2ND STREET TO NORMANDALE ROAD, RECONSTRUCTION	1.0	RC	GRADE AND SURFACE	STP	1,300,400	942,400	0	0	0	358,000
1383	MN 4	4701-29	MNDOT	N OF COSMOS, REPLACE BRIDGES 90992 & 90993	0.0	BR	NEW BRIDGE	SF	910,000	0	0	0	910,000	0
1384	US 14	4101-89	MNDOT	STATE LINE TO LAKE BENTON, MILL & OVERLAY	8.0	RS	BITUMINOUS OVERLAY	NHPP	2,300,000	1,840,000	0	0	460,000	0
1385	MN 19	4204-38	MNDOT	LYON CSAH 5 TO LYON CSAH 7 (MARSHALL), OVERLAY	4.0	RS	BITUMINOUS OVERLAY	STP	610,000	488,000	0	0	122,000	0
1386	MN 19	6403-34	MNDOT	W JCT MN 67 TO REDWOOD FALLS, MILL & OVERLAY	15.0	RS	MILL AND OVERLAY	NHPP	5,000,000	4,000,000	0	0	1,000,000	0
1387	MN 22	4308-34	MNDOT	**AC**AB** W JCT MN 7 TO LITCHFIELD, 4" OVERLAY & RECLAIM SHLDS (AC PROJECT, PAYBACK IN 2018)	12.0	RD	BITUMINOUS OVERLAY	STP	2,628,000	1,628,000	2,372,000	0	1,000,000	0
1388	MN 23	3405-89	MNDOT	CLARA CITY TO KANDIYOHI CSAH 5 (WILLMAR), OVERLAY	15.0	RS	BITUMINOUS OVERLAY	NHPP	2,100,000	1,680,000	0	0	420,000	0

ATP: 8
Fiscal Year: 2017

STIP for FY 2014-2017

Seq #	Route System	Project Number	Agency	Description	Miles	Program	Type of Work	Proposed Funds	Total	FHWA	AC	FTA	TH	Other
1389	MN 29	1206-90	MNDOT	N OF US 212, REPLACE BRIDGE 9111 OVER TC&W RAILROAD	0.0	BR	NEW BRIDGE	NHPP	1,700,000	1,360,000	0	0	340,000	0
1390	MN 30	5101-14	MNDOT	LAKE WILSON TO US 59 (SLAYTON), OVERLAY	10.0	RS	BITUMINOUS OVERLAY	SF	2,200,000	0	0	0	2,200,000	0
1391	MN 40	1210-10AC	MNDOT	**AC** US 59 TO KANDIYOHI CSAH 5, OVERLAY (AC PAYBACK, 1 OF 1)	40.0	RS	BITUMINOUS OVERLAY	STP	1,188,000	1,188,000	0	0	0	0
1392	MN 68	8708-13	MNDOT	STATE LINE TO CANBY, OVERLAY	8.0	RS	BITUMINOUS OVERLAY	STP	1,500,000	1,200,000	0	0	300,000	0
1393	US 71	3411-89	MNDOT	S JCT MN 23 (WILLMAR BY-PASS) TO MN 971A (BEG 4-LANE) - ALSO INCLUDES WORK ON MN 23 FROM 0.25 MI W CSAH 5 TO 2.6 MI E CSAH 5 R.P 141+00.232 TO 144+00.107, OVERLAY	8.0	RS	BITUMINOUS OVERLAY	NHPP	1,600,000	1,280,000	0	0	320,000	0
1394	MN 277	1213-12	MNDOT	S OF MN 40, REPLACE BRIDGE #6816 (CHPT. 152 BOND FUNDS)	0.0	BR	NEW BRIDGE	BF	1,100,000	0	0	0	0	1,100,000
1395	MN 999	8828-155	MNDOT	HIRE CONTRACTOR TO INSTALL SIGNS FOR DISTRICT 8'S ANNUAL SIGN CHANGEOVER	0.0	RX	SIGNING	SF	500,000	0	0	0	500,000	0
1396	MN 999	8828-156	MNDOT	PURCHASE SIGNS DISTRICTWIDE	0.0	RX	SIGNING	SF	250,000	0	0	0	250,000	0
1397	MN 999	8828-157	MNDOT	DISTRICTWIDE STRIPING	0.0	RX	STRIPING	SF	649,215	0	0	0	649,215	0
1398	MN 999	8808-AM-17	MNDOT	DISTRICTWIDE SETASIDES - MUNICIPAL AGREEMENTS - 2017	0.0	AM	COOP. CONST. AGREEMENT	SF	400,000	0	0	0	400,000	0
1399	MN 999	8808-CA-17	MNDOT	DISTRICTWIDE SETASIDES - CONSULTANT AGREEMENTS - 2017	0.0	CA	MISCELLANEOUS	SF	1,300,000	0	0	0	1,300,000	0
1400	MN 999	8808-DA-17	MNDOT	DISTRICTWIDE SETASIDES - DETOUR AGREEMENTS - 2016	0.0	DA	DETOUR AGREEMENT	SF	200,000	0	0	0	200,000	0
1401	MN 999	8808-MA-17	MNDOT	DISTRICTWIDE SETASIDES - MISC. AGREEMENTS - 2017	0.0	MA	MISCELLANEOUS	SF	50,000	0	0	0	50,000	0
1402	MN 999	8808-PM-17	MNDOT	DISTRICTWIDE SETASIDES - PREVENTIVE MAINTENANCE - 2017	0.0	PM	PREVENTIVE MAINTENANCE	SF	1,000,000	0	0	0	1,000,000	0
1403	MN 999	8808-RB-17	MNDOT	DISTRICTWIDE SETASIDES - LANDSCAPE PARTNERSHIP PROGRAM - 2017	0.0	RB	LANDSCAPE PARTNERSHIP	SF	40,000	0	0	0	40,000	0
1404	MN 999	8808-RW-17	MNDOT	DISTRICTWIDE SETASIDES - RIGHT OF WAY - 2017	0.0	RW	RIGHT OF WAY	SF	121,000	0	0	0	121,000	0
1405	MN 999	8808-RX-17	MNDOT	DISTRICTWIDE SETASIDES - ROAD REPAIR - 2017	0.0	RX	ROAD REPAIR	SF	495,408	0	0	0	495,408	0

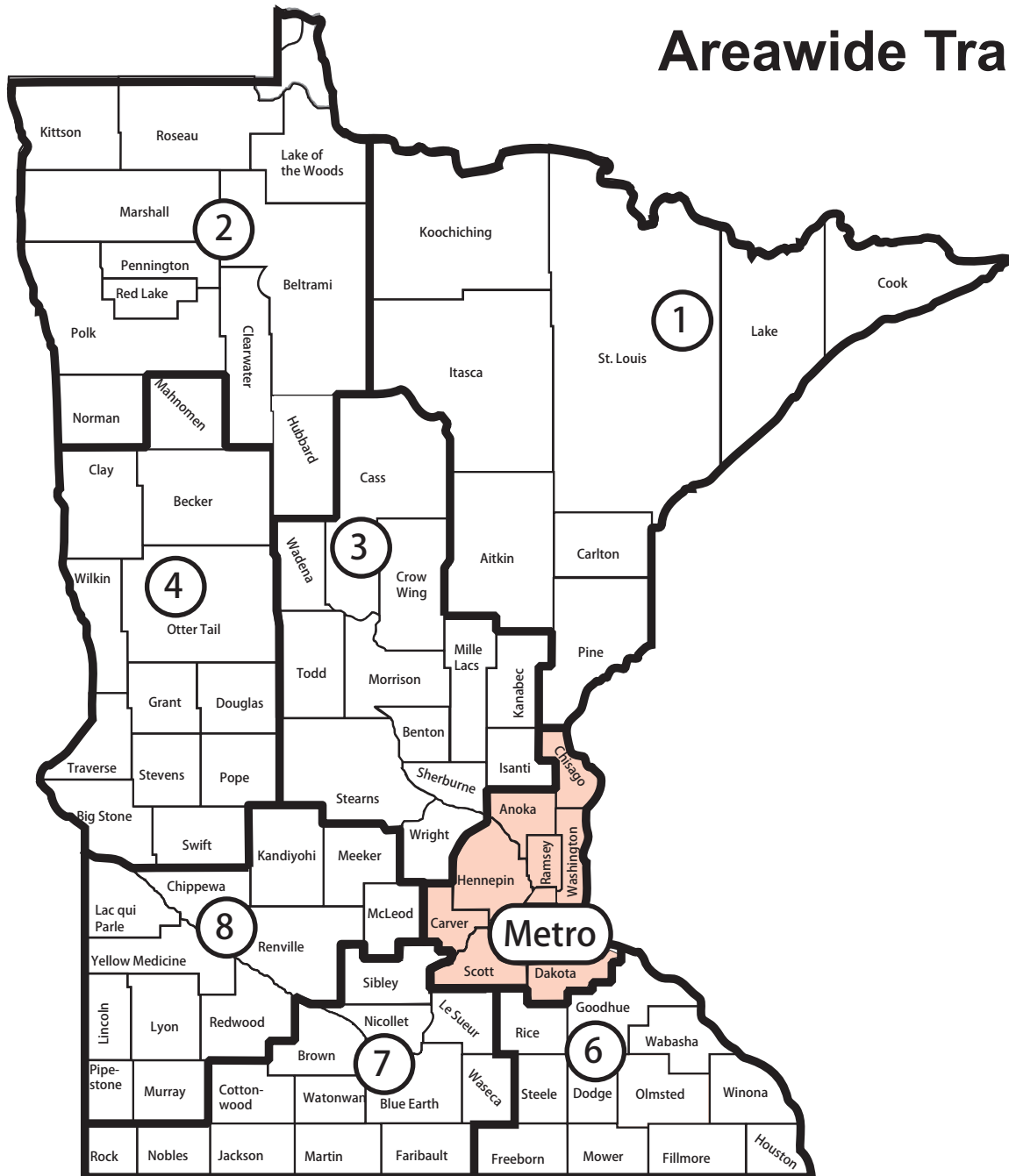
ATP: 8

Fiscal Year: 2017

STIP for FY 2014-2017

Seq #	Route System	Project Number	Agency	Description	Miles	Program	Type of Work	Proposed Funds	Total	FHWA	AC	FTA	TH	Other
1406	MN 999	8808-SA-17	MNDOT	DISTRICTWIDE SETASIDES - CONSTRUCTION OVERRUNS & SUPP AGREE - 2017	0.0	SA	SUPP. AGREE. & COST OVERRUNS	SF	1,500,000	0	0	0	1,500,000	0
1407	LOCAL 999	8808-SHL-17	DISTRICTWIDE	DISTRICTWIDE LOCAL SETASIDES - HSIP - 2016	0.0	SH	SAFETY TARGET	HSIP	1,222,222	1,100,000	0	0	0	122,222
1408	MN 999	8808-SHS-17	MNDOT	DISTRICTWIDE SETASIDES - HSIP - 2017	0.0	SH	SAFETY TARGET	HSIP	1,111,111	1,000,000	0	0	111,111	0
1409	LOCAL 999	8808-TAP-17	MNDOT	TAP SETASIDE	0.0	EN	PED./BIKE IMPROVEMENT	TAP	750,000	600,000	0	0	0	150,000
									\$36,351,356	\$20,364,000	\$3,878,900	\$0	\$13,688,734	\$2,298,622

Areawide Transportation Partnership (ATP) Boundaries



METRO DISTRICT

Scott McBride

Metro District Engineer

(651) 234-7703

Waters Edge Building

1500 W. County Road B-2

Roseville, Minnesota 55113-3174

General Information: (651) 234-7500

FAX: (651) 234-7905

ATP: M
Fiscal Year: 2014

STIP for FY 2014-2017

Seq #	Route System	Project Number	Agency	Description	Miles	Program	Type of Work	Proposed Funds	Total	FHWA	AC	FTA	TH	Other
1410	BB	TCP-CCLRT-14	METRO TRANSIT	SECT 5309: CENTRAL CORRIDOR LIGHT RAIL TRANSIT PROJECT-NEW START FFGA 2014 APPROPRIATION	0.0	B3	GRADE AND SURFACE	FTA	117,564,590	0	0	98,443,694	0	19,120,896
1411	BB	TRF-TCMT-14	MET COUNCIL-MT	SECT 5307: TWIN CITIES MET COUNCIL MT-ASSOCIATED CAPITAL MAINTENANCE-BUS	0.0	B9	BUS GRANT CAPITAL IMPROVEMENT	FTA	1,241,871	0	0	993,497	0	248,374
1412	BB	TRF-TCMT-14A	MET COUNCIL-MT	SECT 5307: TWIN CITIES MET COUNCIL MT-CAPITAL LEASE-TIRES	0.0	B9	PURCHASE BUS	FTA	2,769,241	0	0	2,215,393	0	553,848
1413	BB	TRF-TCMT-14AA	MET COUNCIL-MT	SECT 5307: TWIN CITIES MET COUNCIL MT-OPERATIONS COMMUNICATIONS & CONTROL CAPITAL EQUIPMENT, HARDWARE & SOFTWARE REPLACEMENT & EXPANSION	0.0	B9	BUS GRANT CAPITAL IMPROVEMENT	FTA	1,010,000	0	0	808,000	0	202,000
1414	BB	TRF-TCMT-14AC	MET COUNCIL-MT	SECT 5307: TWIN CITIES MET COUNCIL MT-FARE COLLECTION CAPITAL EQUIPMENT, HARDWARE & SOFTWARE REPLACEMENT & EXPANSION	0.0	B9	BUS GRANT CAPITAL IMPROVEMENT	FTA	500,000	0	0	400,000	0	100,000
1415	BB	TRF-TCMT-14AF	MET COUNCIL-MT	SECT 5307: TWIN CITIES MET COUNCIL MT-RENEWABLE ENERGY INITIATIVES	0.0	B9	BUS GRANT CAPITAL IMPROVEMENT	FTA	750,000	0	0	600,000	0	150,000
1416	BB	TRF-TCMT-14AJ	MET COUNCIL-MT	SECT 5307: TWIN CITIES MET COUNCIL MT-OVERHAUL BASE RENOVATION AND MAINTENANCE SHOP	0.0	B9	BUS GRANT CAPITAL IMPROVEMENT	FTA	1,700,000	0	0	1,360,000	0	340,000
1417	BB	TRF-TCMT-14AK	MET COUNCIL-MT	SECT 5307: TWIN CITIES MET COUNCIL MT-ONBOARD PEDESTRIAN DETECTION SYSTEM TRANSIT TECHNOLOGY SYSTEMS	0.0	B9	BUS GRANT CAPITAL IMPROVEMENT	FTA	752,000	0	0	601,600	0	150,400
1418	BB	TRF-TCMT-14AL	MET COUNCIL-MT	SECT 5307: TWIN CITIES MET COUNCIL MT-RTS TRANSIT TECHNOLOGY SYSTEMS	0.0	B9	BUS GRANT CAPITAL IMPROVEMENT	FTA	4,000,000	0	0	3,200,000	0	800,000
1419	BB	TRF-TCMT-14AP	MET COUNCIL-MT	SECT 5307: TWIN CITIES MET COUNCIL MT-U OF M LAYOVER	0.0	B9	BUS GRANT CAPITAL IMPROVEMENT	FTA	600,000	0	0	480,000	0	120,000
1420	BB	TRF-TCMT-14AS	MET COUNCIL-MT	SECT 5337: TWIN CITIES MET COUNCIL MT-LRV EQUIPMENT & TECHNOLOGY, WIRELESS VIDEO, TRAIN OPERATOR DISPLAYS, HOIST REPLACEMENT & LRT CORRIDOR CAMERAS	0.0	GR	BUS GRANT CAPITAL IMPROVEMENT	FTA	1,000,000	0	0	800,000	0	200,000
1421	BB	TRF-TCMT-14AT	MET COUNCIL-MT	SECT 5307: TWIN CITIES MET COUNCIL MT-SNELLING AVENUE ARTERIAL BRT	0.0	B9	BUS GRANT CAPITAL IMPROVEMENT	FTA	1,700,000	0	0	1,360,000	0	340,000

ATP: M
Fiscal Year: 2014

STIP for FY 2014-2017

Seq #	Route System	Project Number	Agency	Description	Miles	Program	Type of Work	Proposed Funds	Total	FHWA	AC	FTA	TH	Other
1422	BB	TRF-TCMT-14AU	MET COUNCIL-MT	SECT 5307: TWIN CITIES MET COUNCIL MT-I35W BRT/EXPRESS SERVICE	0.0	B9	BUS GRANT CAPITAL IMPROVEMENT	FTA	1,795,415	0	0	1,436,332	0	359,083
1423	BB	TRF-TCMT-14AV	MET COUNCIL-MT	SECT 5307: TWIN CITIES MET COUNCIL MT-MAJOR IMPROVEMENT TO SUPPORT FACILITIES	0.0	B9	BUS GRANT CAPITAL IMPROVEMENT	FTA	1,250,000	0	0	1,000,000	0	250,000
1424	BB	TRF-TCMT-14AW	MET COUNCIL-MT	SECT 5307: TWIN CITIES MET COUNCIL MT-PUBLIC SUPPORT FACILITIES REFURBISHMENT	0.0	B9	BUS GRANT CAPITAL IMPROVEMENT	FTA	312,500	0	0	250,000	0	62,500
1425	BB	TRF-TCMT-14AX	MET COUNCIL-MT	SECT 5337: FIXED GUIDEWAY: TWIN CITIES MET COUNCIL MT-LRT ASSOCIATED CAPITAL MAINTENANCE & TRACK MODIFICATIONS	0.0	GR	BUS GRANT CAPITAL IMPROVEMENT	FTA	1,050,000	0	0	840,000	0	210,000
1426	BB	TRF-TCMT-14AY	MET COUNCIL-MT	SECT 5307: TWIN CITIES MET COUNCIL MT-ANISHINABE PARK & RIDE	0.0	B9	BUS GRANT CAPITAL IMPROVEMENT	FTA	200,000	0	0	160,000	0	40,000
1427	BB	TRF-TCMT-14AZ	MET COUNCIL-MT	SECT 5307: TWIN CITIES MET COUNCIL MT-DOWNTOWN MINNEAPOLIS BUS LAYOVER	0.0	B9	BUS GRANT CAPITAL IMPROVEMENT	FTA	750,000	0	0	600,000	0	150,000
1428	BB	TRF-TCMT-14B	MET COUNCIL-MT	SECT 5307: TWIN CITIES MET COUNCIL MT-BUS ACQUISITION	0.0	B9	PURCHASE BUS	FTA	38,066,225	0	0	32,356,291	0	5,709,934
1429	BB	TRF-TCMT-14BA	MET COUNCIL-MT	SECT 5307: TWIN CITIES MET COUNCIL MT-CENTRAL CORRIDOR BUS FACILITIES & COMO PARK FACILITY IMPROVEMENTS	0.0	B9	BUS GRANT CAPITAL IMPROVEMENT	FTA	1,450,000	0	0	1,160,000	0	290,000
1430	BB	TRF-TCMT-14BC	MET COUNCIL-MT	SECT 5307: TWIN CITIES MET COUNCIL MT-DT MPLS LIGHT RAIL NORTH PLATFORM AT NICOLLET MALL STATION	0.0	B9	BUS GRANT CAPITAL IMPROVEMENT	FTA	1,600,000	0	0	1,280,000	0	320,000
1431	BB	TRF-TCMT-14C	MET COUNCIL-MT	SECT 5307: TWIN CITIES MET COUNCIL MT-PREVENTIVE MAINTENANCE	0.0	B9	BUS GRANT CAPITAL IMPROVEMENT	FTA	5,000,000	0	0	4,000,000	0	1,000,000
1432	BB	TRF-TCMT-14D	MET COUNCIL-MT	SECT 5307: TWIN CITIES MET COUNCIL MT-SECURITY/SAFETY FOR 1%	0.0	B9	BUS GRANT CAPITAL IMPROVEMENT	FTA	1,125,000	0	0	900,000	0	225,000
1433	BB	TRF-TCMT-14E	MET COUNCIL-MT	SECT 5307: TWIN CITIES MET COUNCIL MT-TRANSIT ENHANCEMENTS 1%	0.0	B9	BUS GRANT CAPITAL IMPROVEMENT	FTA	1,715,000	0	0	1,372,000	0	343,000

ATP: M
Fiscal Year: 2014

STIP for FY 2014-2017

Seq #	Route System	Project Number	Agency	Description	Miles	Program	Type of Work	Proposed Funds	Total	FHWA	AC	FTA	TH	Other
1434	BB	TRF-TCMT-14F	MET COUNCIL-MT	SECT 5307: TWIN CITIES MET COUNCIL MT-TRANSIT BUSINESS COMPUTER HW & SW	0.0	B9	BUS GRANT CAPITAL IMPROVEMENT	FTA	1,303,000	0	0	938,160	0	364,840
1435	BB	TRF-TCMT-14H	MET COUNCIL-MTS	SECT 5307: TWIN CITIES MET COUNCIL MTS-METRO MOBILITY CAPITAL COST OF CONTRACTING FOR SERVICES	0.0	B9	BUS GRANT CAPITAL IMPROVEMENT	FTA	5,312,500	0	0	4,250,000	0	1,062,500
1436	BB	TRF-TCMT-14J	MET COUNCIL-MTS	SECT 5307: TWIN CITIES MET COUNCIL MTS-REGIONAL FLEET CAPITAL COST OF CONTRACTING	0.0	B9	BUS GRANT CAPITAL IMPROVEMENT	FTA	3,750,000	0	0	3,000,000	0	750,000
1437	BB	TRF-TCMT-14K	MET COUNCIL-U OFM	SECT 5307: TWIN CITIES MET COUNCIL U OF M-U OF MN BUS ACQUISITION	0.0	B9	PURCHASE BUS	FTA	343,750	0	0	275,000	0	68,750
1438	BB	TRF-TCMT-14L	MET COUNCIL-MTS	SECT 5307: TWIN CITIES MET COUNCIL MTS-MTS BUS ACQUISITION	0.0	B9	PURCHASE BUS	FTA	8,000,000	0	0	6,400,000	0	1,600,000
1439	BB	TRF-TCMT-14T	MET COUNCIL-MT	SECT 5307: TWIN CITIES MET COUNCIL MT-NEW POLICE FACILITY	0.0	B9	BUS GRANT CAPITAL IMPROVEMENT	FTA	12,000,000	0	0	9,600,000	0	2,400,000
1440	BB	TRF-TCMT-14X	MET COUNCIL-MT	SECT 5307: TWIN CITIES MET COUNCIL MT-FORT SNELLING P&R EXPANSION	0.0	B9	BUS GRANT CAPITAL IMPROVEMENT	FTA	140,000	0	0	112,000	0	28,000
1441	BB	TRF-TCMT-14Z	MET COUNCIL-MT	SECT 5307: TWIN CITIES MET COUNCIL MT-ENERGY IMPROVEMENT	0.0	B9	BUS GRANT CAPITAL IMPROVEMENT	FTA	1,000,000	0	0	800,000	0	200,000
1442	BB	TRS-7068-14A	MNDOT	HEARTLAND EXPRESS-PURCHASE CLASS 400 BUS	0.0	TR	PURCHASE BUS	STP	72,000	57,600	0	0	0	14,400
1443	BB	TRS-TCMT-10B	MET COUNCIL-MT	CMAQ: PURCHASE 6 ARTIC BUSES & RELATED SPARE PARTS & EQUIPMENT FOR EXPANDED WEEKDAY SERVICE ON RTE 673, MINNETONKA & MPLS	0.0	TR	BUS GRANT CAPITAL IMPROVEMENT	CMAQ	3,402,600	2,722,080	0	0	0	680,520
1444	BB	TRS-TCMT-11B	SOUTHWEST TRANSIT	CMAQ: PURCHASE 15 BUSES FOR EXPRESS SERVICE	0.0	TR	BUS GRANT CAPITAL IMPROVEMENT	CMAQ	8,250,000	6,600,000	0	0	0	1,650,000
1445	BB	TRS-TCMT-13H	CITY OF CARVER	CMAQ:AT SW QUADRANT OF INTERSECTION OF TH 212 & CARVER CSAH 11-SERVICE BETWEEN CARVER & DOWNTOWN MPLS/U OF M & DEMONSTRATION EXPRESS BUS SERVICE FOR THREE YEARS	0.0	TR	OPERATE BUS	CMAQ	1,032,750	826,200	0	0	0	206,550
1446	BB	TRS-TCMT-14	MVTA	CMAQ: PURCHASE FIVE, 45-FOOT OVER-THE-ROAD COACH BUSES & FUND STARTUP SERVICE BETWEEN SOUTH METRO & DOWNTOWN ST. PAUL ALONG I-35E, TH 13 & OTHER ROADWAYS	0.0	TR	PURCHASE BUS	CMAQ	3,120,000	2,496,000	0	0	0	624,000

ATP: M
Fiscal Year: 2014

STIP for FY 2014-2017

Seq #	Route System	Project Number	Agency	Description	Miles	Program	Type of Work	Proposed Funds	Total	FHWA	AC	FTA	TH	Other
1447	LOCAL 999	TRS-TCMT-14A	MET COUNCIL-MT	CMAQ: CENTRAL CORRIDOR OPERATING COSTS ON UNIVERSITY AVE BETWEEN DOWNTOWN MPLS & DOWNTOWN ST. PAUL	0.0	TR	OPERATE BUS	CMAQ	13,839,259	7,000,000	0	0	0	6,839,259
1448	LOCAL 999	TRS-TCMT-14C	MET COUNCIL-MT	CMAQ TDM: ACTIVITIES TO REDUCE SOV USE BY VAN POOLS, CAR POOL & RIDE MATCHING PROGRAMS, MARKETING, TRANSIT RIDERSHIP INCENTIVES BY SUPPORTING SEVERAL TRANSPORTATION MANAGEMENT ORGANIZATIONS.	0.0	TM	PLANNING	CMAQ	4,375,000	3,500,000	0	0	0	875,000
1449	I 94	TRS-TCMT-14F	MET COUNCIL-MT	CMAQ: ON I 94 NEAR MANNING AVE IN LAKE ELMO-FOUR 60 FT BUSES FOR EXPRESS SERVICE	0.0	TR	PURCHASE BUS	CMAQ	2,794,500	2,235,600	0	0	0	558,900
1450	I 94	TRS-TCMT-14G	MET COUNCIL-MT	CMAQ: ON I 94 NEAR MANNING AVE IN LAKE ELMO-EXPRESS SERVICE FOR 3 YEARS	0.0	TR	BUS GRANT CAPITAL IMPROVEMENT	CMAQ	958,117	766,494	0	0	0	191,623
1451	RR	02-00134	MNDOT	MNRR, 69TH AVE NE, MSAS 305 IN FRIDLEY-INSTALL GATES AND FLASHING LIGHTS	0.0	SR	RR X-ING IMPROVEMENTS	RRS	195,000	195,000	0	0	0	0
1452	RR	10-00119	MNDOT	TCW ON TACOMA AVENUE, MUN 25 IN NORWOOD YOUNG AMERICA-INSTALL GATES AND FLASHING LIGHTS	0.0	SR	RR X-ING IMPROVEMENTS	RRS	225,000	225,000	0	0	0	0
1453	RR	27-00304	MNDOT	PGR ON KELL AVE S, MUN 312 IN BLOOMINGTON-INSTALL GATES AND FLASHING LIGHTS	0.0	SR	RR X-ING IMPROVEMENTS	RRS	234,000	234,000	0	0	0	0
1454	RR	62-00203	MNDOT	MNRR ON KNOLLWOOD DR, MUN 42 IN NEW BRIGHTON-INSTALL GATES AND FLASHING LIGHTS	0.0	SR	RR X-ING IMPROVEMENTS	RRS	225,000	225,000	0	0	0	0
1455	RR	62-00210	MNDOT	CP ON S ERIE ST M636 IN ST PAUL-UPGRADE TO GATES AND FLASHING LIGHTS	0.0	SR	RR X-ING IMPROVEMENTS	RRS	230,000	230,000	0	0	0	0
1456	RR	70-00123	MNDOT	UP ON CSAH 9 IN JORDAN-INSTALL CANTILEVERS, GATES AND FLASHING LIGHTS	0.0	SR	RR X-ING IMPROVEMENTS	RRS	312,000	312,000	0	0	0	0
1457	RR	82-00139	MNDOT	UP ON CENTRAL AVE, MUN 46 IN BAYPORT-INSTALL GATES AND FLASHING LIGHTS	0.0	SR	RR X-ING IMPROVEMENTS	RRS	286,000	286,000	0	0	0	0
1458	RR	82-00140	MNDOT	UP ON 10TH AVE N, MUN 4 IN BAYPORT-INSTALL GATES AND LIGHTS	0.0	SR	RR X-ING IMPROVEMENTS	RRS	338,000	338,000	0	0	0	0
1459	CR 3	002-596-020	ANOKA COUNTY	ON ANOKA CR 3 (COON RAPIDS BLVD) AT SPRINGBROOK DR IN COON RAPIDS-TRAFFIC SIGNAL REBUILD, LENGTHEN TURN LANES	0.0	SH	SPOT IMPROVEMENT	HSIP	520,000	468,000	0	0	0	52,000
1460	CSAH 5	002-605-018	ANOKA COUNTY	ON ANOKA CSAH 5 AT ALPINE DRIVE IN RAMSEY-TRAFFIC SIGNAL, CONSTRUCT LEFT & RIGHT TURN LANES	0.0	SH	GRADE AND SURFACE	HSIP	1,040,000	936,000	0	0	0	104,000

ATP: M
Fiscal Year: 2014

STIP for FY 2014-2017

Seq #	Route System	Project Number	Agency	Description	Miles	Program	Type of Work	Proposed Funds	Total	FHWA	AC	FTA	TH	Other
1461	CSAH 11	002-611-032	ANOKA COUNTY	ON ANOKA CSAH 11 (FOLEY BLVD) FROM 101ST TO EGRET IN COON RAPIDS-RECONSTRUCT TO 4-LN RDWY, NEW SIGNALS, TRAIL	0.0	RC	GRADE AND SURFACE	STP	3,031,600	2,425,280	0	0	0	606,320
1462	CSAH 51	002-651-007	ANOKA COUNTY	FROM ANOKA CSAH 12 TO 121ST AVE IN COON RAPIDS & BLAINE-RECONSTRUCT TO 4-LANE RDWY, PED/BIKE, SIGNALS	2.0	RC	GRADE AND SURFACE	STP	7,956,000	6,364,800	0	0	0	1,591,200
1463	CSAH 78	002-678-020	ANOKA COUNTY	ON ANOKA CSAH 78 (HANSON BLVD) AT ANOKA CSAH 20 (161ST AVE NW) IN ANDOVER-CONSTRUCT TRAFFIC SIGNAL, TURN LANES AT ALL LEGS	0.0	SH	SPOT IMPROVEMENT	HSIP	1,300,000	842,400	0	0	0	457,600
1464	CSAH 18	010-618-013	CARVER COUNTY	ON CARVER CSAH 18 (LYMAN BLVD) FROM CARVER CSAH 15 (AUDUBON RD) TO CARVER CSAH 17(POWERS BLVD) IN CHANHASSEN-RECONSTRUCT TO 4-LN RDWY	1.0	RC	GRADE AND SURFACE	STP	6,344,000	5,075,200	0	0	0	1,268,800
1465	PED/BIKE	019-090-011	DAKOTA COUNTY	THROUGH THE WESTERN PORTION OF THE SPRING LK PARK RESERVE-CONSTRUCT MISS RIVER REG TRAIL	3.0	EN	PEDESTRIAN BIKE TRAIL	TAP	4,100,000	1,020,000	0	0	0	3,080,000
1466	PED/BIKE	019-090-013	DAKOTA COUNTY	**AC** MISS RIVER REG TR, SCHARRS BLUFF TO MISS RIVER, SPRING LK PARK RESERVE, NININGER TWP-CONSTRUCT PED/BIKE TR & TRAILHEAD FACILITY (WAS 091-090-057) (AC PROJECT, PAYBACK IN 2017)	2.0	EN	PED/BIKE IMPROVEMENT	TAP	4,740,892	273,084	759,108	0	0	4,467,808
1467	PED/BIKE	019-090-015	DAKOTA COUNTY	TH 110 TO GARLOUGH ELEMENTARY, WEST ST PAUL-CONSTRUCT N URBAN REG TR INCLUDING UNDERPASS	1.0	EN	PEDESTRIAN BIKE TRAIL	TAP	992,600	794,080	0	0	0	198,520
1468	CSAH 9	019-609-018	DAKOTA COUNTY	**AC** FROM DAKOTA CSAH 46/2 IN NEW MARKET TWP TO DAKOTA CSAH 70 IN LAKEVILLE AND EUREKA TWP-RECONSTRUCT 2-LANE ROADWAY WITH PAVED SHOULDERS & TURN LANES (AC PROJECT, PAYBACK IN 2017)	5.0	RC	GRADE AND SURFACE	STP	1,402,500	0	5,610,000	0	0	1,402,500
1469	CSAH 32	019-632-028	DAKOTA COUNTY	ON DAKOTA CSAH 32 AT NICOLLET AVE IN BURNSVILLE-CONSTRUCT WB LEFT TURN LANE AND CHANNELIZATION	0.0	SH	GRADE AND SURFACE	HSIP	364,000	327,600	0	0	0	36,400
1470	CSAH 32	019-632-034AC	DAKOTA COUNTY	**AC** DAKOTA CSAH 32(CLIFF RD) AT JOHNNY CAKE RIDGE RD IN EAGAN-SIGNAL REBUILD, LEFT AND RIGHT TURN LANES (AC PAYBACK 1 OF 1)	0.0	SH	TRAFFIC SIGNAL REVISION	HSIP	618,750	618,750	0	0	0	0
1471	CSAH 42	019-642-044	DAKOTA COUNTY	**MN223** AT TH 52 INTERCHANGE IN ROSEMOUNT-RIGHT OF WAY FOR RECONSTRUCTION OF INTERCHANGE (SAFETEA-LU)	0.0	RW	RIGHT OF WAY	DEMO	11,000,000	2,624,675	0	0	0	8,375,325
1472	CSAH 42	019-642-045	DAKOTA COUNTY	**MN223** AT TH 52 INTERCHANGE IN ROSEMOUNT-PRELIMINARY ENGINEERING FOR RECONSTRUCTION OF INTERCHANGE (SAFETEA-LU)	0.0	PL	PLANNING	DEMO	375,000	300,000	0	0	0	75,000

ATP: M
Fiscal Year: 2014

STIP for FY 2014-2017

Seq #	Route System	Project Number	Agency	Description	Miles	Program	Type of Work	Proposed Funds	Total	FHWA	AC	FTA	TH	Other
1473	MN 55	027-030-014	HENNEPIN COUNTY	**MN120** RIGHT OF WAY ACQUISITION AND CONSTRUCTION AT CSAH 115/CR 116 FOR TH 55 CORRIDOR PROTECTION PROJECT (I-494 TO CROW RIVER) (SAFETEA-LU)	21.0	RW	RIGHT OF WAY	DEMO	510,000	408,000	0	0	0	102,000
1474	MN 55	027-596-005	HENNEPIN COUNTY	**MN120** RIGHT OF WAY ACQUISITION AND CONSTRUCTION AT CSAH 115/CR 116 FOR TH 55 CORRIDOR PROTECTION PROJECT (I-494 TO CROW RIVER) (SAFETEA-LU)	21.0	RW	RIGHT OF WAY	DEMO	754,501	603,601	0	0	0	150,900
1475	CSAH 3	027-603-051	HENNEPIN COUNTY	**MN237** LAKE ST ACCESS TO I 35W, MPLS-PURCHASE RIGHT OF WAY, PE & CONSTRUCTION, DESIGN BUILD CONSTRUCTION PROJECT (SAFETEA-LU)	0.0	MC	GRADE,SURFACE & BRIDGE	DEMO	7,437,293	5,949,834	0	0	0	1,487,459
1476	CSAH 3	027-603-053	HENNEPIN COUNTY	**MN061** LAKE ST ACCESS TO I 35W, MPLS-PURCHASE RIGHT OF WAY, PE & CONSTRUCTION, DESIGN BUILD CONSTRUCTION PROJECT (2001 APPROPRIATIONS ACT)	0.0	MC	GRADE,SURFACE & BRIDGE	DEMO	3,154,244	2,523,395	0	0	0	630,849
1477	CSAH 3	027-603-055	HENNEPIN COUNTY	**MN151** LAKE ST ACCESS TO I 35W, MPLS-PURCHASE RIGHT OF WAY, PE & CONSTRUCTION, DESIGN BUILD CONSTRUCTION PROJECT (SAFETEA-LU)	0.0	MC	GRADE,SURFACE & BRIDGE	DEMO	1,799,800	1,439,840	0	0	0	359,960
1478	CSAH 5	027-605-029	HENNEPIN COUNTY	HENNEPIN CSAH 5(FRANKLIN AVE) OVER W RIVER RD & MISSISSIPPI RIVER-RECONITION BR 2441	0.0	BR	BRIDGE REPAIR OTHER	STP	23,653,000	8,320,000	0	0	0	15,333,000
1479	PED/BIKE	027-619-023	HANOVER	ALONG HENNEPIN CSAH 19 IN HANOVER-CONSTRUCT BIT PED/BIKE TRAIL	1.0	EN	ENHANCEMENT	TAP	618,000	216,233	0	0	0	401,767
1480	CSAH 61	027-661-046	HENNEPIN COUNTY	FROM CSAH 3(EXCELSIOR BLVD) TO NO OF TH 7 IN HOPKINS & MINNETONKA-UPGRADE TO A 4-LANE RDWY, INTERSECTION IMPROVEMENTS (TIED TO 2706-235)	1.0	RC	GRADE AND SURFACE	STP	13,000,000	7,280,000	0	0	0	5,720,000
1481	CSAH 31	062-631-009	RAMSEY COUNTY	ON RAMSEY CSAH 31 (MARYLAND AVE) AT PAYNE AVE IN ST PAUL-TRAFFIC SIGNAL REBUILD, DEVELOP DEDICATED LEFT TURN LANES	0.0	SH	SPOT IMPROVEMENT	HSIP	1,663,951	1,497,556	0	0	0	166,395
1482	LOCAL 999	062-631-015	RAMSEY COUNTY	**AC** ON MARYLAND AVE AND APPROACHES BETWEEN L'ORIENT ST AND JACKSON ST IN ST PAUL-RECONSTRUCT BRIDGE #62525 (AC PROJECT, PAYBACK IN 2015)	0.0	BI	BRIDGE REPAIR	STP	187,000	0	748,000	0	0	187,000
1483	CSAH 2	070-602-020	SCOTT COUNTY	**AC** AT SCOTT CSAH 46 IN NEW MARKET-ROUNDAABOUT (AC PROJECT, PAYBACK IN FY15)	0.0	SH	GRADE AND SURFACE	HSIP	148,500	0	1,336,500	0	0	148,500
1484	CSAH 46	070-646-005AC	SCOTT COUNTY	**AC** AT CR 29 IN NEW MARKET-ROUNDAABOUT (AC PAYBACK 1 OF 1)	0.0	SH	GRADE AND SURFACE	HSIP	369,283	369,283	0	0	0	0

ATP: M
Fiscal Year: 2014

STIP for FY 2014-2017

Seq #	Route System	Project Number	Agency	Description	Miles	Program	Type of Work	Proposed Funds	Total	FHWA	AC	FTA	TH	Other
1485	PED/BIKE	070-701-008	SCOTT COUNTY	ALONG CSAH 101 FROM RIVER RD/STAGECOACH RD TO SHENANDOAH DR IN SHAKOPEE-CONSTRUCT PED/BIKE TRAIL	4.0	EN	PEDESTRIAN BIKE TRAIL	TAP	1,300,000	1,040,000	0	0	0	260,000
1486	PED/BIKE	082-090-004	WASHINGTON COUNTY	CONSTRUCT HARDWOOD CREEK REGIONAL TR EXTENSION FROM 145TH ST TO 140TH ST IN HUGO	0.0	EN	ENHANCEMENT	TAP	135,000	92,000	0	0	0	43,000
1487	PED/BIKE	082-090-006	WASHINGTON COUNTY	RIGHT OF WAY ACQUISITION FOR HARDWOOD CREEK REGIONAL TR EXTENSION FROM 145TH ST TO 140TH ST IN HUGO	0.0	RW	RIGHT OF WAY	TAP	650,000	520,000	0	0	0	130,000
1488	LOCAL 999	091-060-067	MPLS PARK/REC BOARD	GRAND ROUNDS MISSISSIPPI GORGE- PICNIC/OBSERVATION AREA (SCENIC BYWAYS 2006 APPROPRIATION ACT)	0.0	PL	PLANNING	SB	170,000	136,000	0	0	0	34,000
1489	LOCAL 999	091-060-083	MPLS PARK/REC BOARD	GRAND ROUNDS MISSISSIPPI GORGE-RESTROOMS FACILITY (SCENIC BYWAYS 2007 APPROPRIATION ACT)	0.0	RB	REST AREA	SB	300,000	200,000	0	0	0	100,000
1490	LOCAL 999	091-060-097	MPLS PARK/REC BOARD	GRAND ROUNDS MISSISSIPPI GORGE- PARKING/OVERLOOK (SCENIC BYWAYS 2009 APPROPRIATIONS ACT)	0.0	RB	GRADE AND SURFACE	SB	187,500	150,000	0	0	0	37,500
1491	PED/BIKE	091-070-026	MPLS PARK/REC BOARD	GRAND ROUNDS MISSING LINK-CONSTRUCTION OF RIDGEWAY PARKWAY SHARED-USE PATH AND OVERLOOK IMPROVEMENTS (OTHER FHWA AMT IS PUBLIC LAND HIGHWAY DISCRETIONARY)	0.0	BT	PED/BIKE IMPROVEMENT	PLHD	650,000	350,000	0	0	0	300,000
1492	PED/BIKE	091-090-068	MPLS PARK/REC BOARD	FROM FRANKLIN AVE N TO CENTRAL RIVERFRONT PARK IN MPLS-CONSTRUCT WEST RIVER PKWY TRAIL IMPROVEMENTS	0.0	EN	PED/BIKE IMPROVEMENT	TAP	1,202,500	962,000	0	0	0	240,500
1493	PED/BIKE	091-090-071	MPLS PARK/REC BOARD	ALONG THE WEST BANK OF MISS RIVER-JAMES I RICE PKWY TRAIL IMPROVEMENTS & CONNECTIONS	0.0	EN	PED/BIKE IMPROVEMENT	TAP	1,040,000	832,000	0	0	0	208,000
1494	PED/BIKE	091-090-072	THREE RIVERS PARK DISTRICT	OVER HENNEPIN CSAH 19 IN SHOREWOOD & TONKA BAY- CONSTRUCT LAKE MINNETONKA LRT REGIONAL TR PED/BIKE BRIDGE	0.0	EN	PEDESTRIAN BIKE BRIDGE	TAP	2,000,000	1,040,000	0	0	0	960,000
1495	PED/BIKE	091-090-074	THREE RIVERS PARK DISTRICT	CONSTRUCT INTERCITY TRAIL FROM NOKOMIS PKWY IN MPLS TO 86TH ST IN BLOOMINGTON	4.0	BT	PEDESTRIAN BIKE TRAIL	STP	7,150,000	5,720,000	0	0	0	1,430,000
1496	PED/BIKE	091-090-075	THREE RIVERS PARK DISTRICT	CONSTRUCT CRYSTAL LAKE REGIONAL TRAIL FROM THE MPLS GRAND ROUNDS TRAIL NETWORK TO THE TWIN CITIES REGIONAL TRL NETWORK IN ROBBINSDALE, BRS, SHELTERS, KIOSKS	2.0	BT	PEDESTRIAN BIKE TRAIL	STP	2,704,000	2,163,200	0	0	0	540,800

ATP: M
Fiscal Year: 2014

STIP for FY 2014-2017

Seq #	Route System	Project Number	Agency	Description	Miles	Program	Type of Work	Proposed Funds	Total	FHWA	AC	FTA	TH	Other
1497	CITY	107-030-005	CITY OF BLOOMINGTON	AIRPORT SOUTH DISTRICT IN BLOOMINGTON-INSTALLATION & EXPANSION OF ITS WAYFINDING TECHNOLOGY TO RELIEVE CONGESTION ON 24TH AVE, LINDAU LANE AND KILLEBREW LANE ENTERING FROM I-494, TH77 & TH5	0.0	TM	CONGESTION RELIEF TECHNOLOGY	CMAQ	1,300,500	1,040,400	0	0	0	260,100
1498	PED/BIKE	107-090-008	BLOOMINGTON	MINNESOTA RIVER CROSSING AT THE OLD CEDAR AVE BRIDGE PROJECT IN BLOOMINGTON-MULTIMODAL CROSSING (\$3M IN OTHER IS BONDS AND \$9M IN OTHER IS TIF)	0.0	BT	PEDESTRIAN BIKE BRIDGE	FFM	14,000,000	2,000,000	0	0	0	12,000,000
1499	PED/BIKE	107-425-008	BLOOMINGTON	HYLAND TRL CORRIDOR FROM 105TH ST/MARYLAND RD TO THE BLOOMINGTON FERRY RD TRAILHEAD NEAR THE MN RIVER IN BLOOMINGTON-CONSTRUCT TRAIL	1.0	EN	PEDESTRIAN BIKE TRAIL	TAP	1,197,300	539,760	0	0	0	657,540
1500	PED/BIKE	110-020-031	BROOKLYN PARK	**AC** FROM REGENT AVE AT SHINGLE CREEK TO NOBLE AVE AT SHINGLE CREEK IN BROOKLYN PARK-PEDESTRIAN/BICYCLE TRAIL WITH LIGHTING, PEDESTRIAN ROAD SAFETY IMPROVEMENTS (AC PROJECT, PAYBACK IN 2015)	0.0	EN	PEDESTRIAN BIKE TRAIL	TAP	242,000	0	968,000	0	0	242,000
1501	PED/BIKE	127-591-002	FRIDLEY	**SRTS** CE AND CONSTRUCT INFRASTRUCTURE IMPROVEMENTS AT THREE SCHOOLS IN FRIDLEY	0.0	BT	PED./BIKE IMPROVEMENT	SRTS	94,040	94,040	0	0	0	0
1502	PED/BIKE	141-090-038	MINNEAPOLIS	OVER THE MISS RIVER FROM U OF M EAST TO WEST BANK IN MPLS-REHABILITATE & PAINT BR 9(MN BR 94246)	0.0	EN	BRIDGE REPAIR	TAP	1,300,000	1,040,000	0	0	0	260,000
1503	PED/BIKE	141-091-030	MINNEAPOLIS	SECT 1807: NON-MOTORIZED PILOT PROGRAM IN TWIN CITIES	0.0	BT	GRADE AND SURFACE	FFM	1,300,000	1,300,000	0	0	0	0
1504	CITY	141-454-001	MINNEAPOLIS	**AC** COLUMBIA AVE NE TO TH 47 ACCESS RAMP-REPLACE BR 90664 OVER BNSF NORTHTOWN YARD & APPROACHES (AC PROJECT, PAYBACK IN 2017)	0.0	BR	BRIDGE REPLACEMENT	STP	14,040,000	0	8,960,000	0	0	14,040,000
1505	PED/BIKE	141-591-004	MINNEAPOLIS	**SRTS** INFRA SAFE ROUTES TO SCHOOL - SIGNING, BIKE RACKS, PAVEMENT MARKINGS IN MINNEAPOLIS	0.0	BT	GRADE AND SURFACE	SRTS	63,000	63,000	0	0	0	0
1506	PED/BIKE	141-591-008	MINNEAPOLIS	**SRTS** INFRA MINNEAPOLIS, CE AND CONSTRUCTION FOR BIKE STORAGE AND PED/BIKE IMPROVEMENTS AROUND LUCY CRAFT LANEY SCHOOL	0.0	BT	PED./BIKE IMPROVEMENT	SRTS	254,710	254,710	0	0	0	0
1507	CITY	164-070-008	SAINT PAUL	**MN219** RIGHT OF WAY FOR TWIN CITIES BIOSCIENCE CORRIDOR, ST PAUL (SAFETEA-LU)	0.0	RW	GRADE AND SURFACE	DEMO	1,337,250	1,069,800	0	0	0	267,450
1508	CITY	164-070-009	SAINT PAUL	**MN219** CONSTRUCTION OF TWIN CITIES BIOSCIENCE CORRIDOR, ST PAUL (SAFETEA-LU)	0.0	RC	GRADE AND SURFACE	DEMO	1,395,771	1,116,617	0	0	0	279,154

ATP: M
Fiscal Year: 2014

STIP for FY 2014-2017

Seq #	Route System	Project Number	Agency	Description	Miles	Program	Type of Work	Proposed Funds	Total	FHWA	AC	FTA	TH	Other
1509	CITY	164-158-020	SAINT PAUL	**AC** 300 FT W OF TO 300 FT E OF MARKET ST, ST PAUL- REPLACE KELLOGG ST BR 92798 OVER RAVINE & APPROACHES (AC PROJECT, PAYBACK IN 2017)	0.0	BR	BRIDGE REPLACEMENT	STP	1,347,200	300,000	1,100,000	0	0	1,047,200
1510	CITY	164-213-007	SAINT PAUL	ON WESTERN AVE FROM ST ANTHONY TO UNIV & FROM CONCORDIA TO SELBY-STREETSCAPE, LIGHTING	1.0	EN	ENHANCEMENT	TAP	1,425,000	1,040,000	0	0	0	385,000
1511	CSAH 17	166-020-014	SHAKOPEE	ON SCOTT CSAH 17 FROM VIERLING DR TO TH 169 IN SHAKOPEE-TRAFFIC SIGNAL REBUILD INCLUDING TURN LANES	0.0	SH	SPOT IMPROVEMENT	HSIP	2,220,000	1,101,600	0	0	0	1,118,400
1512	US 952A	173-010-007	WEST ST PAUL	ON ROBERT ST FROM MENDOTA RD TO ANNAPOLIS ST IN W ST PAUL-WIDENING, MILL & OVERLAY, LANDSCAPING (TIED TO 1908-84)	2.0	RB	GRADE AND SURFACE	STP	11,720,000	6,980,000	0	0	0	4,740,000
1513	PED/BIKE	179-090-004	BURNSVILLE	FROM I 35W TO TH 77 ALONG MN RIVER IN BURNSVILLE- CONSTRUCT BIG RIVERS REGIONAL TRAIL	4.0	EN	PEDESTRIAN BIKE TRAIL	TAP	1,300,000	1,040,000	0	0	0	260,000
1514	CSAH 60	188-020-021	LAKEVILLE	**AC** AT DAKOTA CSAH 60 (185TH ST) & DAKOTA CSAH 50 (KENWOOD TR) IN LAKEVILLE-CONSTRUCT ROUNDBOUT (AC PROJECT, PAYBACK IN 2017)	0.0	RC	GRADE AND SURFACE	STP	408,000	0	1,632,000	0	0	408,000
1515	MN 149	195-010-010	EAGAN	**AC** FROM TH 55 TO JUST NORTH OF I-494 IN EAGAN- RECONSTRUCT FROM 4-LN RDWY TO 5-LN RDWY, TRAIL (TIED TO 1917-44) (AC PROJECT, PAYBACK IN 2017)	1.0	RC	GRADE AND SURFACE	STP	536,600	0	2,146,400	0	0	536,600
1516	MN 55	195-010-011	EAGAN	**AC** FROM THE MN149 NORTH INTERSECTION THROUGH THE MN149 SOUTH INTERSECTION- EXPANSION TO A 6-LANE ROADWAY INCLUDING TRAFFIC SIGNALS, AND CONSTRUCTION OF A MULTI-USE TRAIL (AC PROJECT, PAYBACK IN FY15) (TIED TO 1909-95)	0.0	MC	GRADE AND SURFACE	STP	904,130	0	2,640,000	0	0	904,130
1517	MN 101	238-010-003	ROGERS	**AC** AT HENNEPIN CSAH 144 IN ROGERS- RECONSTRUCT INTERCHANGE, MULTI-USE TRAIL AND SIDEWALK, SIGNALS AND LIGHTING (AC PROJECT, PAYBACK IN 2015) (REMAINDER OF MATCH TO FEDERAL FUNDS IS UNDER 2738-28) (TIED WITH 2738-28, 2738-29)	0.0	MC	GRADE AND BRIDGE	STP	856,000	0	7,700,000	0	0	856,000
1518	PED/BIKE	238-591-002	ROGERS	**SRTS** INFRA SAFE ROUTES TO SCHOOL - INFRASTRUCTURE (CONSTRUCT TRAIL) CO RD 144 TO ROGERS MIDDLE SCHOOL (2008 PROGRAM)	0.0	BT	PED/BIKE IMPROVEMENT	SRTS	171,500	171,500	0	0	0	0
1519	PED/BIKE	SRS-9064-13A	MINNEAPOLIS PUBLIC SCHOOLS	**SRTS** NON-INFRA, MPLS PUBLIC SCHOOLS: GRANT TO HIRE A SRTS COORDINATOR, PURCHASE A DISTRICT- WIDE BICYCLE FLEET, AND PROVIDE EDUCATION AND ENCOURAGEMENT ACTIVITIES IN THE SCHOOLS	0.0	PL	PLANNING	SRTS	96,000	96,000	0	0	0	0

ATP: M
Fiscal Year: 2014

STIP for FY 2014-2017

Seq #	Route System	Project Number	Agency	Description	Miles	Program	Type of Work	Proposed Funds	Total	FHWA	AC	FTA	TH	Other
1520	PED/BIKE	SRS-9086-13	SOUTH WASHINGTON COUNTY SCHOOLS	**SRTS** NON-INFRA, SOUTH WASHINGTON COUNTY SCHOOLS; GRANT TO HIRE A SRTS COORDINATOR TO ASSIST THE SRTS SCHOOL TEAMS, PURCHASE SAFETY EQUIPMENT AND TRAINING FOR SCHOOL SAFETY PATROLS, PURCHASE INCENTIVES FOR STUDENTS, AND PAY FOR SRTS CAMPAIGN MATERIALS	0.0	PL	PLANNING	SRTS	62,000	62,000	0	0	0	0
1521	PED/BIKE	SRS-9087-13	COLUMBIA HEIGHTS PUBLIC SCHOOLS	**SRTS** NON-INFRA, COLUMBIA HEIGHTS PUBLIC SCHOOLS; GRANT TO PROVIDE ACCESS TO BICYCLES AND BICYCLE EDUCATION THROUGH THE PURCHASE OF A BIKE FLEET, BIKE MAINTANCE TRAINING FOR STAFF AND STUDENTS, AND TOOLS FOR BICYCLE REPAIR	0.0	PL	PLANNING	SRTS	12,000	12,000	0	0	0	0
1522	MN 5	1002-104	MNDOT	FROM JUST W OF CARVER CSAH 11 W JCT IN VICTORIA TO JUST E OF MN41 IN CHANHASSEN-LANDSCAPING	4.0	RB	LANDSCAPING	SF	150,000	0	0	0	150,000	0
1523	MN 5	2732-99	MNDOT	FROM I-494 IN BLOOMINGTON TO EDGCUMBE RD IN ST PAUL-SIGN REPLACEMENT	4.0	SC	SIGNING	SF	150,000	0	0	0	150,000	0
1524	MN 5	6201-86	MNDOT	FROM MN55 IN MPLS TO DAVERN AVE ST IN ST PAUL - REDECK BRIDGE 9300, PAINT BRIDGES 9300 AND 9491, MINOR REPAIRS TO BRIDGES 9489, 9490 AND 9491, MINOR CONCRETE PAVEMENT REPAIR	1.0	BI	REDECK	BF	11,025,000	0	0	0	0	11,025,000
1525	MN 7	2706-225	MNDOT	AT OAK ST(HENNEPIN CSAH 19) IN SHOREWOOD/EXCELSIOR-SIGNAL REPLACEMENT & TURN LANE EXTENSION	0.0	SC	TRAFFIC SIGNAL REVISION	SF LF	230,000	0	0	0	170,000	60,000
1526	MN 7	2706-227	MNDOT	AT 5TH AVE N/OAKRIDGE RD IN HOPKINS-SIGNAL REPLACEMENT	0.0	SC	TRAFFIC SIGNAL REVISION	SF LF	250,000	0	0	0	125,000	125,000
1527	MN 7	2706-235	MNDOT	AT HENNEPIN CSAH 61 (SHADY OAK RD) IN MINNETONKA - UPGRADE TO A 4-LANE RDWY, INTERSECTION IMPROVEMENTS (TIED TO 027-661-046) (\$577K IS CO-OP AGMT FUNDS)	0.0	AM	GRADE AND SURFACE	SF	702,000	0	0	0	702,000	0
1528	MN 13	7001-108	MNDOT	**ADA** AT SCOTT CSAH 44/160TH STREET SE IN PRIOR LAKE-SIGNAL REPLACEMENT, FRONTAGE RELOCATION, UPGRADE TO PED/ADA FACILITIES	0.0	AM	TRAFFIC SIGNAL REVISION	SF	674,763	0	0	0	674,763	0
1529	MN 13	7001-110	MNDOT	FROM US 169 (ON MN 101) IN SHAKOPEE TO LOUISIANA AVE IN SAVAGE - LANDSCAPING	1.0	RB	LANDSCAPING	SF	50,000	0	0	0	50,000	0
1530	MN 25	1006-28	MNDOT	AT 7TH ST (62ND ST) IN MAYER - ROUNDABOUT	0.0	AM	SPOT IMPROVEMENT	SF	391,000	0	0	0	391,000	0
1531	MN 25	1007-19	MNDOT	**FMP** MN25 FLOOD MITIGATION ALONG S FORK OF CROW RIVER-RAISING RDWY GRADE SOUTH OF WATERTOWN	1.0	RC	GRADE AND SURFACE	BF	350,000	0	0	0	0	350,000

ATP: M
Fiscal Year: 2014

STIP for FY 2014-2017

Seq #	Route System	Project Number	Agency	Description	Miles	Program	Type of Work	Proposed Funds	Total	FHWA	AC	FTA	TH	Other
1532	MN 25	7003-13	MNDOT	MN25/TH169 WEST RAMP TERMINAL AS IT INTERSECTS IN BELLE PLAINE - INSTALL SIGNAL SYSTEMS AND NECESSARY EQUIPMENT	0.0	SC	TRAFFIC SIGNAL INST.	SF	250,000	0	0	0	250,000	0
1533	I 35	1980-87	MNDOT	AT DAKOTA CSAH 46 (162ND ST W) AND 70 (210TH ST W) IN LAKEVILLE - LANDSCAPING AND LIVING SNOW FENCE	5.0	RB	LANDSCAPING	SF	200,000	0	0	0	200,000	0
1534	I 35	8280-46	MNDOT	AT CSAH 2 IN FOREST LAKE-REPLACE LIGHTING SYSTEM	1.0	SC	LIGHTING	SF	300,000	0	0	0	300,000	0
1535	I 35E	0282-33	MNDOT	**BP08** AT ANOKA CSAH 14 IN LINO LAKES-PARK AND RIDE (CHP 152 TRANSIT ADVANTAGE BONDS)	0.0	AM	PARK AND RIDE	BF	1,773,825	0	0	0	0	1,773,825
1536	I 35E	6280-367	MNDOT	**BR4M**FMP** FROM I94 IN ST. PAUL TO JUST NORTH OF LITTLE CANADA RD IN LITTLE CANADA - CONSTRUCT MNPASS LANE, REHAB PAVEMENT, REPLACE BRIDGES 6509, 6510, 6511, 6512, 6514, 6579, 9117, 9118, 9119, 9120 AND TMS	5.0	MC	GRADE,SURFACE & BRIDGE	NHPP BF	104,750,000	33,000,000	0	0	15,964,500	55,785,500
1537	I 35E	6280-367CE	MNDOT	FROM I94 IN ST PAUL TO JUST N OF LITTLE CANADA RD IN LITTLE CANADA - MNPASS DESIGN AND CONSTRUCTION OVERSIGHT	5.0	CA	GRADE,SURFACE & BRIDGE	BF	4,250,000	0	0	0	0	4,250,000
1538	I 35E	6280-367STIP	MNDOT	FROM I94 IN ST PAUL TO JUST N OF LITTLE CANADA RD IN LITTLE CANADA - MNPASS STIPENDS	5.0	MC	GRADE,SURFACE & BRIDGE	SF	800,000	0	0	0	800,000	0
1539	I 35E	6281-43	MNDOT	**BP08** AT RAMSEY COUNTY ROAD E IN VADNAIS HEIGHTS-PARK AND RIDE (CHP 152 TRANSIT ADVANTAGE BONDS)	0.0	AM	PARK AND RIDE	BF	1,844,673	0	0	0	0	1,844,673
1540	I 35W	0280-68	MNDOT	INTERCHANGES AT S JCT ANOKA CSAH 23 (LAKE DR) IN BLAINE, AT ANOKA CSAH 32 (85TH AVE) IN BLAINE/SHOREVIEW AND AT N JCT ANOKA CSAH 23 (LAKE DR) IN LINO LAKES - REPLACE INTERCHANGE LIGHTING	6.0	SC	LIGHTING	SF	280,000	0	0	0	280,000	0
1541	I 35W	2782-295	MNDOT	FROM 42ND ST IN MPLS TO 66TH ST IN RICHFIELD - GATEWAYS LANDSCAPING	4.0	RB	LANDSCAPING	SF	500,000	0	0	0	500,000	0
1542	I 35W	2782-320	MNDOT	AT W 94TH ST OVER I35W IN BLOOMINGTON-RE-DECK BRIDGE 9053 AND APPROACH WORK	2.0	BI	REDECK	NHPP	6,485,100	5,616,090	0	0	624,010	245,000
1543	I 35W	2783-136	MNDOT	**TED10** FROM 3RD & 4TH ST RAMP TO JOHNSON ST IN MINNEAPOLIS- CONSTRUCT ENTRANCE RAMP AND ADD AUXILIARY LANE (TED INTERCHANGE BONDS)	2.0	MC	GRADE AND SURFACE	BF SF LF	13,475,510	0	0	0	3,500	13,472,010
1544	MN 36	8214-114RW1	MNDOT	ST CROIX RIVER X-ING AT STILLWATER-(MN)TH 36/(WI) TH 64-RIGHT OF WAY ACQUISITION	2.0	RW	RIGHT OF WAY	NHPP	1,400,000	1,120,000	0	0	280,000	0
1545	MN 36	8214-165	MNDOT	BETWEEN OSGOOD AVE AND MN95 IN OAK PARK HEIGHTS - TYPE I STATE ENTRY SIGN	1.0	RB	LANDSCAPING	SF	560,000	0	0	0	560,000	0

ATP: M
Fiscal Year: 2014

STIP for FY 2014-2017

Seq #	Route System	Project Number	Agency	Description	Miles	Program	Type of Work	Proposed Funds	Total	FHWA	AC	FTA	TH	Other
1546	MN 36	8221-01	MNDOT	**AC** OVER ST CROIX RIVER NEAR STILLWATER & OAK PARK HEIGHTS-NEW BRIDGE 82045 OVER ST. CROIX RIVER, INCLUDING RAMPS ON & OFF TH 95 & XCEL BARGE UNLOADER FACILITY REMOVAL (AC PROJECT, PAYBACK IN 2015, \$63.98M MANAGED INTO THE FUTURE)	0.0	BR	BRIDGE REPLACEMENT	NHPP BF	199,657,166	45,000,000	72,348,663	0	0	154,657,166
1547	MN 36	8221-01A	MNDOT	**MN217** ST CROIX RIVER X-ING AT STILLWATER-(MN)TH 36(WI) TH 64-DESIGN, MITIGATION IMPLEMENTATION, CONSTRUCT, & ACQUIRE RW (SAFETEA-LU) (BEING USED AS PART OF 8221-01 CONSTRUCTION)	2.0	RW	RIGHT OF WAY	DEMO BF	4,039,171	3,231,337	0	0	0	807,834
1548	MN 36	8221-01CE	MNDOT	CONSTRUCTION ENGINEERING BY CONSULTANTS FOR ST CROIX RIVER NEAR STILLWATER & OAK PARK HEIGHTS-NEW BRIDGE 82045 OVER ST. CROIX RIVER, INCLUDING RAMPS ON & OFF TH 95	0.0	BR	PLANNING	BF	10,960,749	0	0	0	0	10,960,749
1549	MN 36	8221-01RR	MNDOT	RR AGREEMENT FOR ST CROIX RIVER NEAR STILLWATER & OAK PARK HEIGHTS-NEW BRIDGE 82045 OVER ST. CROIX RIVER, INCLUDING RAMPS ON & OFF TH 95	0.0	BR	RAILROAD AGREEMENT	SF	420,000	0	0	0	210,000	210,000
1550	MN 36	8221-82045AAC	MNDOT	**AC** AT BRIDGE 82045 OVER ST. CROIX RIVER - CONSTRUCT SUBSTRUCTURE (COFFERDAMS, DRILLED SHAFTS, FOOTINGS, & STARTER COLUMN SEGMENTS) FOR 5 RIVER PIERS (AC PAYBACK 1 OF 1)	0.0	BR	BRIDGE REPLACEMENT	NHPP	14,693,780	14,693,780	0	0	0	0
1551	MN 36	8221-82045PEAC	MNDOT	**AC** ST CROIX RIVER CROSSING - DESIGN & PREPARE 3 BRIDGE PLANS, SPECIAL PROVISIONS, ESTIMATES & CONDUCT REVIEW OF HYDRAULIC ANALYSIS FOR THE ENTIRE CONSTRUCTION PROJECT (AC PAYBACK 1 OF 1)	0.0	CA	BRIDGE REPLACEMENT	NHPP	5,600,000	5,600,000	0	0	0	0
1552	MN 36	8221-82045PRAC	MNDOT	**AC** ST CROIX RIVER CROSSING - PEER REVIEW OF FINAL BRIDGE DESIGN FOR 3 BRIDGES (82045, 82047, 82048) (AC PAYBACK 1 OF 1)	0.0	CA	BRIDGE REPLACEMENT	NHPP	1,000,000	1,000,000	0	0	0	0
1553	MN 36	8221-82047A	MNDOT	AT MN RAMP BRIDGES 82047 AND 82048 - EARLY MATERIALS FOR HP PILING AND PILE TIPS (AS PART OF THE ST. CROIX RIVER CROSSING PROJECT) (CHAPTER 152 BRIDGE BONDS)	0.0	BR	BRIDGE REPLACEMENT	BF	875,000	0	0	0	0	875,000
1554	US 52	1905-33	MNDOT	AT 280TH/CSAH 86 IN RANDOLPH TWP - CONVERT MEDIAN TO 3/4 INTERSECTION WITH U TURNS AND CONSTRUCT LEFT TURN LANE FOR U TURN MOVEMENTS WITH 3/4 INTERSECTION	0.0	SH	GRADE AND SURFACE	HSIP	985,000	886,500	0	0	98,500	0
1555	US 52	1906-57	MNDOT	AT DAKOTA CSAH 66 IN VERMILLION TWP-CONSTRUCT 3/4 INTERSECTION WITH MEDIAN U TURNS AND CONSTRUCT LEFT TURN LANE	1.0	SH	GRADE,SURFACE & BRIDGE	HSIP	1,000,000	900,000	0	0	100,000	0

ATP: M
Fiscal Year: 2014

STIP for FY 2014-2017

Seq #	Route System	Project Number	Agency	Description	Miles	Program	Type of Work	Proposed Funds	Total	FHWA	AC	FTA	TH	Other
1556	MN 55	1909-95	MNDOT	**ADA** FROM JUST W OF N JCT MN149 TO JUST E OF S JCT MN149 IN EAGAN- WIDEN FROM 4 TO 6 LANE EXPANSION, TRAIL, ADA, SIGNALS, DRAINAGE (TIED TO 195-010-011)	1.0	AM	GRADE AND SURFACE	SF	570,000	0	0	0	570,000	0
1557	MN 55	2723-120	MNDOT	AT NIAGARA LANE/PLYMOUTH BLVD IN PLYMOUTH- SIGNAL REBUILD, CONSTRUCT L-TURN LN WB & LENGTHEN EB L-TURN LANE	0.0	SC	TRAFFIC SIGNAL REVISION	SF LF	690,000	0	0	0	560,000	130,000
1558	US 61	6222-162	MNDOT	**ADA** FROM JUST S WHITE BEAR AVE TO JUST N OF JCT MN96 IN WHITE BEAR LAKE-MILL & OVERLAY, SIGNALS, ADA, REPAIR/REPLACE DRAINAGE INFRASTRUCTURE & MEDIAN ISLAND	2.0	RS	MILL AND OVERLAY	SF LF	3,410,000	0	0	0	3,020,000	390,000
1559	US 61	1913-64B	MNDOT	**MN261** HASTINGS BRIDGE 19004 (2010 APPROPRIATIONS ACT-STP)	1.0	BR	BRIDGE REPLACEMENT	DEMO	291,967	291,967	0	0	0	0
1560	US 61	1913-64E	MNDOT	**MN261** HASTINGS BRIDGE 19004 - NATIONAL PARK SERVICE MITIGATION, BIRD STUDY PHASE I (2010 APPROPRIATIONS ACT-STP)	1.0	BR	BRIDGE REPLACEMENT	DEMO	50,000	50,000	0	0	0	0
1561	US 61	1913-75	MNDOT	FROM 4TH ST IN HASTINGS TO I 94 IN ST PAUL-FREEWAY MANAGEMENT SYSTEM ON TH 61	18.0	TM	TRAFFIC MGMT. SYSTEM	CMAQ	3,744,000	2,995,200	0	0	748,800	0
1562	MN 62	2775-15	MNDOT	FROM PORTLAND AVE TO BLOOMINGTON AVE IN RICHFIELD & MINNEAPOLIS - REPLACE LIGHTING SYSTEM	1.0	SC	LIGHTING	SF	240,000	0	0	0	240,000	0
1563	MN 65	0207-100	MNDOT	**ADA**AB** FROM 53RD AVE NE IN FRIDLEY TO ANOKA CSAH 10 IN SPRING LAKE PARK-MILL AND OVERLAY, ALT BID (UNBONDED CONCRETE OVERLAY OR RUBBLIZE CONCRETE AND THICK BIT OVERLAY), DRAINAGE, GUARDRAIL, ADA PED RAMPS & WALK, SIGNAL, STRIPING AND BUS STOP IMPROVEMENTS	4.0	RD	MILL AND OVERLAY	NHPP	9,330,000	7,464,000	0	0	1,866,000	0
1564	MN 65	0208-136	MNDOT	**ADA** AT VIKING BLVD IN EAST BETHEL-EXTEND NB & SB LEFT TURN LANES, REPLACE CULVERT, ADA	0.0	SC	TURN LANES	SF	240,000	0	0	0	240,000	0
1565	MN 65	2710-42	MNDOT	NORTH OF 14TH AVE IN MPLS-REPLACE RAILROAD BRIDGE 90446 (NEW 27236) & RAISE CLEARANCE, DRAINAGE	0.0	BR	BRIDGE REPLACEMENT	BF	11,550,000	0	0	0	0	11,550,000
1566	I 94	2781-438	MNDOT	FROM I94/694 SPLIT IN BROOKLYN CENTER TO NICOLLET AVE IN MPLS - SIGN REPLACEMENT	8.0	SC	SIGNING	SF	700,000	0	0	0	700,000	0
1567	I 94	2781-456	MNDOT	SOUTH SIDE OF I 94, FROM SE FRANKLIN AVE TO JUST E OF SE CECIL ST IN MPLS-NOISE WALL ABSORPTION PANELS	0.0	NO	NOISE ABATEMENT	SF	710,000	0	0	0	710,000	0

ATP: M
Fiscal Year: 2014

STIP for FY 2014-2017

Seq #	Route System	Project Number	Agency	Description	Miles	Program	Type of Work	Proposed Funds	Total	FHWA	AC	FTA	TH	Other
1568	MN 96	8211-35	MNDOT	AT WASHINGTON CSAH 15 (MANNING AVE) IN GRANT - ROUNDABOUT	0.0	AM	SPOT IMPROVEMENT	SF	702,000	0	0	0	702,000	0
1569	MN 100	2733-87	MNDOT	FROM I494 IN BLOOMINGTON TO 50TH ST IN EDINA - SIGN REPLACEMENT	4.0	SC	SIGNING	SF	350,000	0	0	0	350,000	0
1570	MN 100	2734-27W17	MNDOT	HCRRR BRIDGE 5309 (NEW BRIDGE 27W17) IN ST. LOUIS PARK - DESIGN AND CONSTRUCT NEW LRT BRIDGE	0.0	AM	BRIDGE REPLACEMENT	SF	1,900,000	0	0	0	1,900,000	0
1571	MN 100	2734-33	MNDOT	**AB**AC** FROM 36TH ST TO CEDAR LAKE RD IN ST. LOUIS PARK - REPLACE BRIDGES 5308(27303), 5309 (NEW PED BRIDGE 27304), 5462(27305), 5598(27306), OVERLAY AND JOINT REPLACEMENT BRIDGE 27109, RECONSTRUCT MAIN LINE PAVEMENT AND INTERCHANGES INCLUDING CONSTRUCTING AUXILIARY LANES AND NOISE WALLS (AC PROJECT, PAYBACK IN 2015)	2.0	MC	GRADE AND SURFACE	NHPP BF	43,000,000	30,000,000	3,800,000	0	0	13,000,000
1572	MN 100	2734-33RR	MNDOT	FROM 36TH ST TO CEDAR LAKE RD IN ST. LOUIS PARK - RAIL ROAD AGREEMENT	2.0	AM	RAILROAD AGREEMENT	SF	3,125,000	0	0	0	3,125,000	0
1573	MN 100	2755-101	MNDOT	AT BROOKLYN BLVD OVER MN100 IN BROOKLYN CENTER- REDECK BRIDGE 27038 & PED BRIDGES 27038A, 27038B, REPLACE APPROACH PANELS, DRAINAGE & GUARDRAIL	0.0	BI	REDECK	SF	2,210,000	0	0	0	2,210,000	0
1574	MN 101	1009-24	MNDOT	FROM CARVER CSAH 61 IN CHANHASSEN TO MINN RIVER BR APPROACH IN SHAKOPEE- GRADE, SURFACE, NEW FLOODPLAIN BR 10004 (REP BR 10007),PED/BIKE TRAIL, SIGNING, REMOVE BOX CULVERT #4528, DRAINAGE (\$5M IN OTHER IS LOCAL FUNDS; \$9M IN OTHER IS LRIP-GO BONDS)	1.0	AM	GRADE AND BRIDGE	SF	33,835,500	0	0	0	19,835,500	14,000,000
1575	MN 101	1009-29	MNDOT	NORTH OF SCOTT-CARVER COUNTY LINE TO SOUTH END OF OLD US212-PILE LOAD TEST	0.0	BR	BRIDGE REPLACEMENT	SF	200,000	0	0	0	200,000	0
1576	MN 101	2738-28	MNDOT	**SAM** RECONSTRUCT INTERCHANGE AT MN101/CSAH144 IN ROGERS (BONDS ARE PART OF MATCH TO FEDERAL ON 238-010-003) (TIED WITH 2738-29, 238-010-003)	0.0	MC	GRADE AND BRIDGE	BF	9,200,000	0	0	0	0	9,200,000
1577	MN 101	2738-29	MNDOT	FROM S. DIAMOND LAKE RD IN ROGERS TO HENNEPIN/WRIGHT COUNTY LINE - BITUMINOUS MILL & OVERLAY (TIED WITH 2738-28, 238-010-003)	2.0	RD	MILL AND OVERLAY	NHPP	1,085,000	868,000	0	0	217,000	0
1578	MN 110	1918-108	MNDOT	**ADA** AT DAKOTA CR 43 (LEXINGTON AVE) IN MENDOTA HEIGHTS-REPLACE TRAFFIC SIGNAL, INSTALL APS & ADA RAMPS	0.0	SC	TRAFFIC SIGNAL REVISION	SF LF	250,000	0	0	0	125,000	125,000
1579	US 169	2772-102	MNDOT	OVER US212/MN62 IN EDEN PRAIRIE/EDINA-REDECK BRIDGES 27079 AND 27080, NEW APPROACH PANELS (TIED TO 2772-91)	0.0	BI	BRIDGE REPAIR	NHPP	2,125,000	1,700,000	0	0	425,000	0

ATP: M
Fiscal Year: 2014

STIP for FY 2014-2017

Seq #	Route System	Project Number	Agency	Description	Miles	Program	Type of Work	Proposed Funds	Total	FHWA	AC	FTA	TH	Other
1580	US 169	2772-90	MNDOT	FROM I-394 IN ST LOUIS PARK TO BROOKLYN BLVD IN BROOKLYN PARK-SIGN REPLACEMENT	9.0	SC	SIGNING	SF	450,000	0	0	0	450,000	0
1581	US 169	2772-91	MNDOT	FROM JUST S OF VALLEY VIEW ROAD TO JUST N JCT MN 62 IN EDINA-MILL & UNBONDED CONCRETE OVERLAY, GUARDRAIL, DRAINAGE, PED RAMPS & SIGNING (TIED TO 2772-102)	1.0	RC	UNBONDED CONCRETE OVERLAY	NHPP	8,755,000	7,004,000	0	0	1,751,000	0
1582	US 169	2776-03RW14	MNDOT	I-494, BLOOMINGTON-RW FOR RECONSTRUCTION OF INTERCHANGE	0.0	RW	RIGHT OF WAY	NHPP	5,960,000	4,768,000	0	0	1,192,000	0
1583	US 169	7005-94	MNDOT	FROM JUST N MN25 IN BELLE PLAINE TO SCOTT CSAH 83 IN SHAKOPEE-REMOVE MEDIAN CROSSEOVERS, ACCESS MODIFICATIONS, ADD TURN LANES, DRAINAGE	19.0	TM	SPOT IMPROVEMENT	SF	420,000	0	0	0	420,000	0
1584	US 169	7005-97	MNDOT	**SAM** AT SCOTT COUNTY ROAD 69 - INTERCHANGE CONSTRUCTION (SAM INTERCHANGE BONDS)	1.0	AM	BRIDGE REPLACEMENT	BF	15,450,000	0	0	0	0	15,450,000
1585	US 212	1017-101	MNDOT	**ITS** AT DELL RD IN EDEN PRAIRIE AND AT MN101 & POWERS BLVD (CARVER CSAH17) IN CHANHASSEN - ATMS INSTALLATION (FEDERAL AMOUNT IS DISTRICT C ITS FUNDS)	3.0	SC	TRAFFIC MGMT. SYSTEM	NHPP	150,000	120,000	0	0	30,000	0
1586	MN 284	1014-15	MNDOT	E 10TH ST IN WACONIA-ROUNDAABOUT (\$702K IS CO-OP AGMT FUNDS)	0.0	AM	SPOT IMPROVEMENT	SF	1,102,000	0	0	0	1,102,000	0
1587	I 394	2789-141	MNDOT	**TED12** FROM RIDGEDALE DRIVE TO WESTBOUND I394 IN MINNETONKA - NEW ENTRANCE RAMP/BRIDGE 27W09 (OTHER INCLUDES MULTIPLE FUNDING SOURCES) \$1,603,965 TED FUNDS	0.0	AM	GRADE AND BRIDGE	LF	1,603,965	0	0	0	0	1,603,965
1588	I 494	1985-143	MNDOT	AT SE QUADRANT OF I494 & BLAINE AVE E IN INVER GROVE HEIGHTS - REPAIR & IMPROVE DRAINAGE TO POND T-23	0.0	AM	SPOT IMPROVEMENT	SF	65,000	0	0	0	65,000	0
1589	I 494	1985-146	MNDOT	AT 7TH AVE IN S ST PAUL-LANDSCAPING, RETAINING WALL	0.0	RB	LANDSCAPING	SF	125,000	0	0	0	125,000	0
1590	I 494	2785-372	MNDOT	AT NB MN77 AND AT 12TH AVE OVER I494 IN BLOOMINGTON-REDECK BRIDGES 9082 & 9080 & REPLACE APPROACH PANELS	1.0	BI	REDECK	NHPP	1,370,000	1,233,000	0	0	137,000	0
1591	MN 610	2771-101	MNDOT	HENNEPIN CSAH 81 TO I94 IN MAPLE GROVE-POWERLINE RELOCATION INCLUDING INSTALLATION OF NEW STILL TOWER STRUCTURES AND REMOVAL OF LATICE TOWER	3.0	MC	MISCELLANEOUS	NHPP	1,982,341	1,585,873	0	0	396,468	0
1592	MN 610	2771-102RW	MNDOT	**MN211** EXTENSION OF 105TH AVE TO W OF I94 IN MAPLE GROVE-RIGHT OF WAY (SAFETEA-LU) (REMAINING R/W AMOUNT INCLUDED IN R/W SETASIDE)	1.0	RW	RIGHT OF WAY	DEMO	2,107,164	1,685,731	0	0	421,433	0

ATP: M
Fiscal Year: 2014

STIP for FY 2014-2017

Seq #	Route System	Project Number	Agency	Description	Miles	Program	Type of Work	Proposed Funds	Total	FHWA	AC	FTA	TH	Other
1593	I 694	6285-149	MNDOT	1694 EB RAMP TO SB I35E IN LITTLE CANADA - REPAIR SHOULDER SETTLEMENT AREA AND SLOPE STABILITY PROBLEM	0.0	RS	SHOULDER REPAIR	SF	1,055,000	0	0	0	1,055,000	0
1594	I 694	6285-154	MNDOT	AT LEXINGTON AVENUE IN ARDEN HILLS/SHOREVIEW - RIGHT TURN LANES AND SIGNAL MODIFICATION	0.0	AM	TURN LANES	SF	252,212	0	0	0	252,212	0
1595	US 952A	1908-84	MNDOT	**CIMS** ON ROBERT ST FROM MENDOTA RD TO ANNAPOLIS ST IN W ST PAUL-MEDIAN BARRIER, ACCESS CLOSURES, SIGNAL REPLACEMENTS (TIED TO 173-010-007) (\$702K IS CO-OP AGMT FUNDS; \$3.5M IS CIMS FUNDS)	2.0	AM	MEDIAN BARRIER	SF	5,452,000	0	0	0	5,452,000	0
1596	MN 999	8825-355	MNDOT	NE QUADRANT OF METRO DISTRICT - RELAMP LIGHTING SYSTEM	0.0	SC	LIGHTING	SF	460,000	0	0	0	460,000	0
1597	MN 999	8825-364	MNDOT	METROWIDE-UPGRADE EXISTING COMMUNICATIONS INFRASTRUCTURE & CONTROLLERS	0.0	TM	TRAFFIC MGMT. SYSTEM	SF	925,000	0	0	0	925,000	0
1598	MN 999	8825-388	MNDOT	TH55, TH13 & TH 149-COORDINATION & RETIMING OF SIGNALS INCLUDING CCTV CAMERAS, MESSAGE SIGNS AND UPGRADING SIGNAL CABINETS FOR FUTURE TRANSIT SIGNAL PRIORITY	0.0	TM	SIGNALS & CAMERA INSTALLATION	CMAQ	1,172,475	937,980	0	0	234,495	0
1599	MN 999	8825-389	MNDOT	METROWIDE-INSTALL RURAL INTERSECTION LIGHTING	0.0	SH	LIGHTING	HSIP	208,000	187,200	0	0	20,800	0
1600	MN 999	8825-439	MNDOT	METROWIDE - POND RESTORATION	0.0	DR	MISCELLANEOUS	SF	80,000	0	0	0	80,000	0
1601	MN 999	8825-473	MNDOT	**ADA** METROWIDE AT VARIOUS LOCATIONS - CURB RAMPS & APS INSTALLATION	0.0	SC	SPOT IMPROVEMENT	STP	630,000	504,000	0	0	126,000	0
1602	MN 999	8825-476	MNDOT	METROWIDE-LOOP REPLACEMENTS	0.0	TM	TRAFFIC MGMT. SYSTEM	SF	75,000	0	0	0	75,000	0
1603	MN 999	880M-BI-14	MNDOT	METRO SETASIDE FOR BRIDGE IMPROVEMENT PROJECTS FOR FY 2014	0.0	BI	BRIDGE REPAIR OTHER	SF	70,000	0	0	0	70,000	0
1604	MN 999	880M-CA-14	MNDOT	METRO SETASIDE -CONSULTANT DESIGN -2014	0.0	CA	MISCELLANEOUS	SF	8,700,000	0	0	0	8,700,000	0
1605	MN 999	880M-PM-14	MNDOT	METRO SETASIDE FOR PREVENTIVE MAINTENANCE PROJECTS FOR FY 2014	0.0	PM	PREVENTIVE MAINTENANCE	SF	5,000,000	0	0	0	5,000,000	0
1606	MN 999	880M-RB-14	MNDOT	METRO SETASIDE FOR LANDSCAPING & LANDSCAPE PARTNERSHIPS FOR FY 2014	0.0	RB	LANDSCAPING	SF	100,000	0	0	0	100,000	0
1607	MN 999	880M-RW-14	MNDOT	METRO SETASIDE FOR RIGHT OF WAY FOR FY 2014	0.0	RW	RIGHT OF WAY	SF	12,610,000	0	0	0	12,610,000	0
1608	MN 999	880M-RX-14	MNDOT	METRO SETASIDE FOR ROAD REPAIR FOR FY 2014	0.0	RX	ROAD REPAIR	SF	4,600,000	0	0	0	4,600,000	0

ATP: M
Fiscal Year: 2014

STIP for FY 2014-2017

Seq #	Route System	Project Number	Agency	Description	Miles	Program	Type of Work	Proposed Funds	Total	FHWA	AC	FTA	TH	Other
1609	MN 999	880M-SA-14	MNDOT	METRO SETASIDE FOR SUPPLEMENTAL AGREEMENTS/OVERRUNS FOR FY 2014	0.0	SA	SUPP. AGREE. & COST OVERRUNS	SF	13,700,000	0	0	0	13,700,000	0
1610	MN 999	880M-SC-14	MNDOT	METRO SETASIDE FOR SAFETY CAPACITY PROJECTS FOR FY 2014	0.0	SC	SPOT IMPROVEMENT	SF	1,645,000	0	0	0	1,645,000	0
1611	MN 999	880M-SHS-14	MNDOT	METRO ATP SETASIDE FOR HSIP PROJECTS YET TO BE SELECTED FOR FY 2014	0.0	SH	SPOT IMPROVEMENT	HSIP	2,175,873	1,958,286	0	0	217,587	0
1612	MN 999	880M-TE-14	MNDOT	METRO SETASIDE FOR WATER RESOURCES (\$500K), TRAF ENG (\$10K), TRAF MGMT(\$0K) PRESERVATION PROJECTS FOR FY 2014	0.0	SC	MISCELLANEOUS	SF	510,000	0	0	0	510,000	0
1613	MN 999	880M-TM-14	MNDOT	METRO SETASIDE-TRAFFIC MANAGEMENT STATE FURNISHED MATERIALS FOR METRO PROJECTS IN FY 2014	0.0	TM	TRAFFIC MGMT. SYSTEM	SF	400,000	0	0	0	400,000	0
1614	MN 999	880M-TRLF-14	MNDOT	**TRLF** REPAYMENT, FY 2014, TRLF LOANS USED FOR RIGHT OF WAY PURCHASE ON TH 212 & TH 65	0.0	RW	RIGHT OF WAY	SF	2,244,000	0	0	0	2,244,000	0
									\$1,052,979,467	\$285,854,156	\$109,748,671	\$181,991,967	\$124,894,568	\$460,238,776

ATP: M
Fiscal Year: 2015

STIP for FY 2014-2017

Seq #	Route System	Project Number	Agency	Description	Miles	Program	Type of Work	Proposed Funds	Total	FHWA	AC	FTA	TH	Other
1615	BB	TCP-CCLRT-15	METRO TRANSIT	SECT 5309: CENTRAL CORRIDOR LIGHT RAIL TRANSIT PROJECT-NEW START FFGA 2015 APPROPRIATION	0.0	B3	GRADE AND SURFACE	FTA	103,743,388	0	0	103,743,388	0	0
1616	BB	TRF-TCMT-15	MET COUNCIL-MT	SECT 5307: TWIN CITIES MET COUNCIL MT-ASSOCIATED CAPITAL MAINTENANCE-BUS	0.0	B9	BUS GRANT CAPITAL IMPROVEMENT	FTA	1,303,965	0	0	1,043,172	0	260,793
1617	BB	TRF-TCMT-15A	MET COUNCIL-MT	SECT 5307: TWIN CITIES MET COUNCIL MT-CAPITAL LEASE-TIRES	0.0	B9	PURCHASE BUS	FTA	3,371,609	0	0	2,697,287	0	674,322
1618	BB	TRF-TCMT-15AB	MET COUNCIL-MT	SECT 5307: TWIN CITIES MET COUNCIL MT-RTS TRANSIT TECHNOLOGY SYSTEMS	0.0	B9	BUS GRANT CAPITAL IMPROVEMENT	FTA	4,000,000	0	0	3,200,000	0	800,000
1619	BB	TRF-TCMT-15AG	MET COUNCIL-MT	SECT 5307: TWIN CITIES MET COUNCIL MT-FORT SNELLING P&R EXPANSION	0.0	B9	BUS GRANT CAPITAL IMPROVEMENT	FTA	700,000	0	0	560,000	0	140,000
1620	BB	TRF-TCMT-15AH	MET COUNCIL-MT	SECT 5337: TWIN CITIES MET COUNCIL MT-OVERHAUL LIGHT RAIL VEHICLES & ASSOCIATED LRV EQUIPMENT	0.0	GR	BUS GRANT CAPITAL IMPROVEMENT	FTA	2,379,103	0	0	1,903,282	0	475,821
1621	BB	TRF-TCMT-15AJ	MET COUNCIL-MT	SECT 5337: TWIN CITIES MET COUNCIL MT-LRV EQUIPMENT & TECHNOLOGY, WIRELESS VIDEO, TRAIN OPERATOR DISPLAYS, HOIST REPLACEMENT	0.0	GR	BUS GRANT CAPITAL IMPROVEMENT	FTA	700,000	0	0	560,000	0	140,000
1622	BB	TRF-TCMT-15AK	MET COUNCIL-MT	SECT 5307: TWIN CITIES MET COUNCIL MT-SNELLING AVENUE ARTERIAL BRT	0.0	B9	BUS GRANT CAPITAL IMPROVEMENT	FTA	1,700,000	0	0	1,360,000	0	340,000
1623	BB	TRF-TCMT-15AL	MET COUNCIL-MT	SECT 5307: TWIN CITIES MET COUNCIL MT-I35W BRT/EXPRESS SERVICE	0.0	B9	BUS GRANT CAPITAL IMPROVEMENT	FTA	2,322,818	0	0	1,858,254	0	464,564
1624	BB	TRF-TCMT-15AM	MET COUNCIL-MT	SECT 5307: TWIN CITIES MET COUNCIL MT-MAJOR IMPROVEMENT TO SUPPORT FACILITIES	0.0	B9	BUS GRANT CAPITAL IMPROVEMENT	FTA	1,250,000	0	0	1,000,000	0	250,000
1625	BB	TRF-TCMT-15AN	MET COUNCIL-MT	SECT 5307: TWIN CITIES MET COUNCIL MT-PUBLIC SUPPORT FACILITIES REFURBISHMENT	0.0	B9	BUS GRANT CAPITAL IMPROVEMENT	FTA	312,500	0	0	250,000	0	62,500
1626	BB	TRF-TCMT-15AP	MET COUNCIL-MT	SECT 5307: TWIN CITIES MET COUNCIL MT-SUPPORT FACILITY ROOF REFURBISHMENT	0.0	B9	BUS GRANT CAPITAL IMPROVEMENT	FTA	200,000	0	0	160,000	0	40,000
1627	BB	TRF-TCMT-15AQ	MET COUNCIL-MT	SECT 5307: TWIN CITIES MET COUNCIL MT-ONBOARD PEDESTRIAN DETECTION SYSTEM TRANSIT TECHNOLOGY SYSTEMS	0.0	B9	BUS GRANT CAPITAL IMPROVEMENT	FTA	1,777,000	0	0	1,421,600	0	355,400

ATP: M
Fiscal Year: 2015

STIP for FY 2014-2017

Seq #	Route System	Project Number	Agency	Description	Miles	Program	Type of Work	Proposed Funds	Total	FHWA	AC	FTA	TH	Other
1628	BB	TRF-TCMT-15AR	MET COUNCIL-MT	SECT 5307: TWIN CITIES MET COUNCIL MT-HWY 36 EAST P&R (STILLWATER)	0.0	B9	BUS GRANT CAPITAL IMPROVEMENT	FTA	100,000	0	0	80,000	0	20,000
1629	BB	TRF-TCMT-15AS	METRO TRANSIT	SECT 5309: SOUTHWEST CORRIDOR LIGHT RAIL TRANSIT PROJECT-NEW START FFGA 2015 APPROPRIATION	0.0	B3	GRADE AND SURFACE	FTA	200,000,000	0	0	100,000,000	0	100,000,000
1630	BB	TRF-TCMT-15B	MET COUNCIL-MT	SECT 5307: TWIN CITIES MET COUNCIL MT-BUS ACQUISITION	0.0	B9	PURCHASE BUS	FTA	45,700,642	0	0	38,845,546	0	6,855,096
1631	BB	TRF-TCMT-15C	MET COUNCIL-MT	SECT 5307: TWIN CITIES MET COUNCIL MT-PREVENTIVE MAINTENANCE	0.0	B9	BUS GRANT CAPITAL IMPROVEMENT	FTA	5,000,000	0	0	4,000,000	0	1,000,000
1632	BB	TRF-TCMT-15D	MET COUNCIL-MT	SECT 5307: TWIN CITIES MET COUNCIL MT-SECURITY/SAFETY FOR 1%	0.0	B9	BUS GRANT CAPITAL IMPROVEMENT	FTA	1,075,000	0	0	860,000	0	215,000
1633	BB	TRF-TCMT-15E	MET COUNCIL-MT	SECT 5307: TWIN CITIES MET COUNCIL MT-TRANSIT ENHANCEMENTS 1%	0.0	B9	BUS GRANT CAPITAL IMPROVEMENT	FTA	715,000	0	0	572,000	0	143,000
1634	BB	TRF-TCMT-15F	MET COUNCIL-MT	SECT 5307: TWIN CITIES MET COUNCIL MT-TRANSIT BUSINESS COMPUTER HW & SW	0.0	B9	BUS GRANT CAPITAL IMPROVEMENT	FTA	1,382,000	0	0	1,105,600	0	276,400
1635	BB	TRF-TCMT-15M	MET COUNCIL-MT	SECT 5307: TWIN CITIES MET COUNCIL MT-ENERGY IMPROVEMENT	0.0	B9	BUS GRANT CAPITAL IMPROVEMENT	FTA	1,000,000	0	0	800,000	0	200,000
1636	BB	TRF-TCMT-15N	MET COUNCIL-MT	SECT 5307: TWIN CITIES MET COUNCIL MT-OPERATIONS COMMUNICATIONS & CONTROL CAPITAL EQUIPMENT, HARDWARE & SOFTWARE REPLACEMENT & EXPANSION	0.0	B9	BUS GRANT CAPITAL IMPROVEMENT	FTA	1,025,000	0	0	820,000	0	205,000
1637	BB	TRF-TCMT-15Q	MET COUNCIL-MT	SECT 5307: TWIN CITIES MET COUNCIL MT-FARE COLLECTION CAPITAL EQUIPMENT, HARDWARE & SOFTWARE REPLACEMENT & EXPANSION	0.0	B9	BUS GRANT CAPITAL IMPROVEMENT	FTA	1,050,000	0	0	840,000	0	210,000
1638	BB	TRF-TCMT-15S	MET COUNCIL-MTS	SECT 5307: TWIN CITIES MET COUNCIL MTS-METRO MOBILITY CAPITAL COST OF CONTRACTING FOR SERVICES	0.0	B9	BUS GRANT CAPITAL IMPROVEMENT	FTA	5,312,500	0	0	4,250,000	0	1,062,500
1639	BB	TRF-TCMT-15T	MET COUNCIL-MTS	SECT 5307: TWIN CITIES MET COUNCIL MTS-REGIONAL FLEET CAPITAL COST OF CONTRACTING	0.0	B9	BUS GRANT CAPITAL IMPROVEMENT	FTA	3,750,000	0	0	3,000,000	0	750,000
1640	BB	TRF-TCMT-15U	MET COUNCIL-MTS	SECT 5307: TWIN CITIES MET COUNCIL MTS-MTS BUS ACQUISITION	0.0	B9	PURCHASE BUS	FTA	13,200,000	0	0	10,560,000	0	2,640,000

ATP: M
Fiscal Year: 2015

STIP for FY 2014-2017

Seq #	Route System	Project Number	Agency	Description	Miles	Program	Type of Work	Proposed Funds	Total	FHWA	AC	FTA	TH	Other
1641	BB	TRF-TCMT-15X	MET COUNCIL-MTS	SECT 5307: TWIN CITIES MET COUNCIL U OF M-U OF MN BUS ACQUISITION	0.0	B9	PURCHASE BUS	FTA	343,750	0	0	275,000	0	68,750
1642	BB	TRS-7068-15A	MNDOT	HEARTLAND EXPRESS-PURCHASE CLASS 400 BUS	0.0	TR	PURCHASE BUS	STP	76,000	60,800	0	0	0	15,200
1643	LOCAL 999	TRS-TCMT-15	MET COUNCIL-MT	CMAQ TDM: ACTIVITIES TO REDUCE SOV USE BY VAN POOLS, CAR POOL & RIDE MATCHING PROGRAMS, MARKETING, TRANSIT RIDERSHIP INCENTIVES BY SUPPORTING SEVERAL TRANSPORTATION MANAGEMENT ORGANIZATIONS.	0.0	TM	PLANNING	CMAQ	4,375,000	3,500,000	0	0	0	875,000
1644	BB	TRS-TCMT-15A	METRO TRANSIT	CMAQ: PURCHASE FIVE BUSES AND TECHNOLOGY IMPROVEMENTS FOR LIMITED STOP SERVICE ON SNELLING AVENUE IN ROSEVILLE AND ST PAUL, FORD PARKWAY IN ST PAUL, AND 46TH STREET IN MPLS	0.0	TR	PURCHASE BUS	CMAQ	3,709,150	2,967,320	0	0	0	741,830
1645	BB	TRS-TCMT-15B	METRO TRANSIT	CMAQ: SERVICE DEMONSTRATION FOR LIMITED STOP SERVICE ON SNELLING AVE IN ROSEVILLE AND ST PAUL, FORD PARKWAY IN ST PAUL, AND 46TH ST IN MPLS	0.0	TR	OPERATE BUS	CMAQ	4,332,691	3,466,153	0	0	0	866,538
1646	BB	TRS-TCMT-15C	SHAKOPEE	CMAQ: PURCHASE 3 COACH BUSES FOR EXPRESS BUS SERVICE FROM MARSHALL ROAD TRANSIT STATION TO THE U OF M	0.0	TR	PURCHASE BUS	CMAQ	1,800,000	1,440,000	0	0	0	360,000
1647	BB	TRS-TCMT-15D	SHAKOPEE	CMAQ: THREE YEARS OF STARTUP OPERATING FUNDS FOR EXPRESS BUS SERVICE FROM MARSHALL ROAD TRANSIT STATION TO THE U OF M	0.0	TR	OPERATE BUS	CMAQ	1,600,533	1,280,426	0	0	0	320,107
1648	BB	TRS-TCMT-15E	METRO TRANSIT	CMAQ: PURCHASE SIX BUSES AND TECHNOLOGY IMPROVEMENTS FOR LIMITED STOP SERVICE ON WEST 7TH STREET IN ST PAUL, BLOOMINGTON, AND MSP INTERNATIONAL AIRPORT	0.0	TR	PURCHASE BUS	CMAQ	3,510,980	2,808,784	0	0	0	702,196
1649	BB	TRS-TCMT-15F	METRO TRANSIT	CMAQ: SERVICE DEMONSTRATION FOR LIMITED STOP SERVICE ON WEST 7TH ST IN ST PAUL, BLOOMINGTON, AND MSP INTERNATIONAL AIRPORT	0.0	TR	OPERATE BUS	CMAQ	3,123,839	2,499,071	0	0	0	624,768
1650	RR	10-00120	MNDOT	TCWR RR, CARVER CSAH 41 IN DAHLGREN TOWNSHIP (1/2 MILE E OF COLOGNE)-INSTALL GATES AND FLASHING LIGHTS	0.0	SR	RR X-ING IMPROVEMENTS	RRS	225,000	225,000	0	0	0	0
1651	RR	27-00308	MNDOT	CP RR, 5TH AVE S (M220) IN HOPKINS-INSTALL CANTS-UPGRADE TO GATES AND FLASHING LIGHTS	0.0	SR	RR X-ING IMPROVEMENTS	RRS	275,000	275,000	0	0	0	0
1652	RR	27-00309	MNDOT	PGR RR, W 84TH ST, M1230 IN BLOOMINGTON-INSTALL GATES AND FLASHING LIGHTS	0.0	SR	RR X-ING IMPROVEMENTS	RRS	225,000	225,000	0	0	0	0
1653	RR	27-00310	MNDOT	PGR RR, W 90TH ST, MSAS 130 IN BLOOMINGTON-UPGRADE CANTILEVERS AND ADD LEDS	0.0	SR	RR X-ING IMPROVEMENTS	RRS	225,000	225,000	0	0	0	0

ATP: M
Fiscal Year: 2015

STIP for FY 2014-2017

Seq #	Route System	Project Number	Agency	Description	Miles	Program	Type of Work	Proposed Funds	Total	FHWA	AC	FTA	TH	Other
1654	RR	27-00311	MNDOT	UP RR, PENNSYLVANIA AVE, M72 IN GOLDEN VALLEY- INSTALL GATES AND FLASHING LIGHTS	0.0	SR	RR X-ING IMPROVEMENTS	RRS	250,000	250,000	0	0	0	0
1655	CSAH 18	002-618-030	ANOKA COUNTY	ANOKA CSAH 18 (BROADWAY AVE) AT CR 62 (KETTLE RIVER BLVD) IN COLUMBUS-ROUNDAOUT	0.0	SH	GRADE AND SURFACE	HSIP	550,000	495,000	0	0	0	55,000
1656	PED/BIKE	010-090-005	CARVER COUNTY	FROM 1ST ST BRIDGE OVER W CHASKA CREEK IN CHASKA TO MAIN ST IN CITY OF CARVER (SW OF INTERSECTION OF HICKORY ST)-PEDESTRIAN/BICYCLE TRAIL AND TRAILHEAD FACILITIES	2.0	EN	PEDESTRIAN BIKE TRAIL	TAP	757,900	606,320	0	0	0	151,580
1657	CSAH 10	010-610-046	CARVER COUNTY	FROM JUST N OF CSAH 30 IN WACONIA TWP TO TH 7 IN WATERTOWN TWP-RECONSTRUCTION INCLUDING ADDITION OF TURN LANES AT INTERSECTIONS AND WIDENING SHOULDERS	3.0	RD	GRADE AND SURFACE	STP	4,867,500	3,894,000	0	0	0	973,500
1658	PED/BIKE	019-090-016	DAKOTA COUNTY	FROM DAKOTA CSAH 38 TO JOHNNY CAKE RIDGE ROAD IN APPLE VALLEY-PEDESTRIAN/BICYCLE TRAIL INCLUDING BRIDGE	1.0	EN	PEDESTRIAN BIKE TRAIL	TAP	1,818,135	1,100,000	0	0	0	718,135
1659	CSAH 23	019-623-029	DAKOTA COUNTY	CMAQ: CSAH 23 & CSAH 42-FIBER OPTIC INSTALLATION, TRAFFIC SIGNAL MGMT SYS, SIGNAL TIMING	6.0	TM	TRAFFIC MGMT. SYSTEM	CMAQ	1,153,900	923,120	0	0	0	230,780
1660	CSAH 32	019-632-032	DAKOTA COUNTY	CMAQ: INSTALL FIBER OPTIC CABLE FOR SIGNAL INTERCONNECTION ALONG CSAH 32 IN EAGAN INCLUDING TRAFFIC MONITORING EQUIPMENT, FLASHING YELLOW ARROWS AND RETIMING AND COORDINATION	3.0	TM	TRAFFIC MGMT. SYSTEM	CMAQ	519,200	415,360	0	0	0	103,840
1661	CSAH 42	019-642-051	DAKOTA COUNTY	ALONG THE NORTH SIDE OF CSAH 42 FROM NICOLLET AVE TO ELM DRIVE IN BURNSVILLE-PED/BICYCLE TRAIL	2.0	EN	PEDESTRIAN BIKE TRAIL	STP	3,692,233	2,953,786	0	0	0	738,447
1662	CSAH 19	027-619-022	HENNEPIN COUNTY	AT HENNEPIN CSAH 30 IN CORCORAN-INTERSECTION LIGHTING	0.0	SH	LIGHTING	HSIP	27,500	24,750	0	0	0	2,750
1663	CSAH 116	027-716-010	HENNEPIN COUNTY	CR 116 AT CSAH 150 IN ROGERS-INTERSECTION LIGHTING	0.0	SH	LIGHTING	HSIP	27,500	24,750	0	0	0	2,750
1664	CSAH 135	027-735-003	HENNEPIN COUNTY	ON CSAH 135 (TONKAWA RD) OVER THE MAXWELL CHANNEL OF LAKE MINNETONKA IN ORONO-REPLACE BRIDGE #90621	0.0	BR	BRIDGE REPLACEMENT	STP	1,072,000	792,000	0	0	0	280,000
1665	PED/BIKE	062-090-002	RAMSEY COUNTY	FROM LONG LAKE REGIONAL PARK IN NEW BRIGHTON TO CR H IN MOUNDS VIEW-PEDESTRIAN/BICYCLE TRAIL	1.0	EN	PEDESTRIAN BIKE TRAIL	TAP	1,442,320	1,100,000	0	0	0	342,320
1666	CSAH 10	062-610-004	RAMSEY COUNTY	RAMSEY CSAH 10 & RAMSEY CO RD H, MOUNDS VIEW- INTERSECTION IMPROVEMENT INCLUDING REPLACE TRAFFIC SIGNAL AND TURN LANES	0.0	SH	SPOT IMPROVEMENT	HSIP	1,200,000	630,000	0	0	0	570,000

ATP: M
Fiscal Year: 2015

STIP for FY 2014-2017

Seq #	Route System	Project Number	Agency	Description	Miles	Program	Type of Work	Proposed Funds	Total	FHWA	AC	FTA	TH	Other
1667	LOCAL 999	062-631-015AC	RAMSEY COUNTY	**AC** ON MARYLAND AVE AND APPROACHES BETWEEN L'ORIENT ST AND JACKSON ST IN ST PAUL- RECONSTRUCT BRIDGE #62525 (AC PAYBACK 1 OF 1)	0.0	BI	BRIDGE REPAIR	STP	748,000	748,000	0	0	0	0
1668	CSAH 42	062-642-007	RAMSEY COUNTY	CSAH 42 (FORD PKWY) FROM W OF HOWELL ST TO SNELLING AVE IN ST PAUL -RECONSTRUCT TO INCLUDE RAISED MEDIANS, BIKE AND TURN LANES AT INTERSECTIONS, NEW TRAFFIC SIGNALS AND SIDEWALK UPGRADES	1.0	RD	GRADE AND SURFACE	STP	3,330,896	2,664,717	0	0	0	666,179
1669	CSAH 2	070-602-020AC	SCOTT COUNTY	**AC** AT SCOTT CSAH 46 IN NEW MARKET- ROUNDABOUT (AC PAYBACK 1 OF 1)	0.0	SH	GRADE AND SURFACE	HSIP	1,336,500	1,336,500	0	0	0	0
1670	CSAH 8	070-608-022	SCOTT COUNTY	FROM CSAH 91 TO THE DAKOTA COUNTY LINE- RECONSTRUCT INCLUDING ADDITION OF TURN LANES AT INTERSECTIONS AND A MULTI-USE TRAIL TO CONNECT TO AN EXISTING TRAIL IN DAKOTA COUNTY	2.0	RD	TURN LANES	STP	4,730,000	3,784,000	0	0	0	946,000
1671	CSAH 17	070-617-024	SCOTT COUNTY	FROM S OF CSAH 78 TO N OF CSAH 42-RECONSTRUCT AS A 4-LANE DIVIDED ROADWAY AND MULTI-USE TRAIL	2.0	RC	GRADE AND SURFACE	STP	8,470,000	6,776,000	0	0	0	1,694,000
1672	PED/BIKE	082-090-005	WASHINGTON COUNTY	FROM US 61 TO US 10 IN DENMARK TOWNSHIP- PEDESTRIAN/BICYCLE TRAIL	2.0	EN	PEDESTRIAN BIKE TRAIL	TAP	1,683,000	1,100,000	0	0	0	583,000
1673	PED/BIKE	091-090-028	THREE RIVERS PARK DISTRICT	**AC** CMAQ:PEDESTRIAN/BICYCLE TRAIL BETWEEN TRACY AVE AND FRANCE AVE/EDINA PROMENADE IN EDINA (AC PROJECT, PAYBACK IN FY16)	4.0	BT	PEDESTRIAN BIKE TRAIL	CMAQ	7,664,000	2,400,000	3,760,000	0	0	5,264,000
1674	PED/BIKE	092-090-052	DNR	ON THE GATEWAY STATE TRAIL OVER HADLEY AVE NORTH IN OAKDALE-PEDESTRIAN/BICYCLE TRAIL BRIDGE	0.0	EN	PEDESTRIAN BIKE BRIDGE	TAP	1,650,000	1,100,000	0	0	0	550,000
1675	PED/BIKE	098-090-008	CHISAGO COUNTY	FROM TH95 (BENCH ST) TO CHISAGO COUNTY RD 20 IN TAYLORS FALLS - MULTI USE PAVED TRAIL (VALLEY VIEW TRAIL) TO PROVIDE CONNECTIVITY TO MN INTERSTATE PARK, SWEDISH IMMIGRANT TRAIL AND PROPOSED GATEWAY TRAIL	0.0	EN	PEDESTRIAN BIKE TRAIL	TAP	262,290	197,404	0	0	0	64,886
1676	LOCAL 999	107-444-007	BLOOMINGTON	LINDAU LANE/KEA WAY IN BLOOMINGTON-REMOVAL OF APPROXIMATELY 380FT OF MEDIAN	0.0	SH	MEDIAN BARRIER	HSIP	1,232,000	1,108,800	0	0	0	123,200
1677	PED/BIKE	110-020-031AC	BROOKLYN PARK	**AC** FROM REGENT AVE AT SHINGLE CREEK TO NOBLE AVE AT SHINGLE CREEK IN BROOKLYN PARK- PEDESTRIAN/BICYCLE TRAIL WITH LIGHTING, PEDESTRIAN ROAD SAFETY IMPROVEMENTS (AC PAYBACK 1 OF 1)	0.0	EN	PEDESTRIAN BIKE TRAIL	TAP	968,000	968,000	0	0	0	0

ATP: M
Fiscal Year: 2015

STIP for FY 2014-2017

Seq #	Route System	Project Number	Agency	Description	Miles	Program	Type of Work	Proposed Funds	Total	FHWA	AC	FTA	TH	Other
1678	LOCAL 999	141-030-021	MINNEAPOLIS	CMAQ: UPGRADE OF THE TRAFFIC SIGNAL CONTROL SYSTEM AT 262 LOCATIONS IN MPLS ENHANCING THE ITS AND SIGNAL COORDINATION CAPABILITIES THROUGH NEW CONTROLLERS, ADVANCED DETECTOR TECHNIQUES AND TMC UPGRADES	0.0	TM	TRAFFIC MGMT. SYSTEM	CMAQ	3,245,000	2,596,000	0	0	0	649,000
1679	LOCAL 999	141-030-025	MINNEAPOLIS	17 INTERSECTIONS IN MPLS-INSTALL SPECIAL COLORED MARKING AND SIGNING TREATMENTS FOR BICYCLE CONFLICT ZONES	0.0	SH	SIGNING	HSIP	187,000	168,300	0	0	0	18,700
1680	LOCAL 999	141-211-014	MINNEAPOLIS	4TH AVE S BETWEEN 3RD ST S AND 11TH ST S IN MPLS- OVERHEAD SIGNAL INDICATIONS AT 9 INTERSECTIONS	0.0	SH	TRAFFIC SIGNAL REVISION	HSIP	786,500	707,300	0	0	0	79,200
1681	LOCAL 999	141-328-004	MINNEAPOLIS	ON 10TH AVE SE OVER THE MISSISSIPPI RIVER IN MPLS- REHABILITATION OF CONCRETE ARCH STRUCTURE OF BRIDGE #2796	0.0	BI	BRIDGE REPAIR	STP	7,500,000	3,369,300	0	0	0	4,130,700
1682	LOCAL 999	141-425-006	MINNEAPOLIS	SB HENNEPIN/LYNDALE AVE FROM DUNWOODY BLVD TO EB I94 ENTRANCE RAMP AND FRANKLIN AVE AND; NB HENNEPIN AVE FROM FRANKLIN AVE TO END OF HENNEPIN/LYNDALE COMMON SECTION ADJACENT TO LORING PARK-RECONSTRUCTION, SIGNAL TIMING WORK AND PED/BICYCLE FACILITIES	1.0	RC	GRADE AND SURFACE	STP	9,119,000	7,295,200	0	0	0	1,823,800
1683	CSAH 35	157-020-026	RICHFIELD	CSAH 35 (PORTLAND AVE) FROM 67TH ST TO 77TH ST IN RICHFIELD-RECONSTRUCT TO 2-LANE ROAD WITH A CENTER TURN LANE AND INCLUDING TRANSIT FACILITIES, BIKE LANES AND PEDESTRIAN FACILITIES	1.0	RD	TURN LANES	STP	5,183,545	4,146,836	0	0	0	1,036,709
1684	I 35W	160-020-025	ROSEVILLE	AT I 35W AND CLEVELAND AVE IN ROSEVILLE- RECONSTRUCT RAMP TERMINALS INCLUDING DUAL LEFT TURN LANES ON NB CLEVELAND AVE	0.0	RD	GRADE AND SURFACE	STP	1,490,730	1,192,584	0	0	0	298,146
1685	PED/BIKE	164-030-011	SAINT PAUL	ON E 7TH ST FROM ARCADE ST TO BUSH; ON ARCADE ST FROM E 7TH ST TO BRIDGE OVER PHALEN BLVD; ON FOREST ST FROM WELLS ST TO REANEY AVE IN ST PAUL; AND ON REANEY AVE FROM FOREST ST TO JOHNSON PKWY-SIDEWALKS, LANDSCAPING, TREES, PEDESTRIAN LIGHTING, ON-STREET BICYCLE FACILITIES	1.0	EN	PED./BIKE IMPROVEMENT	TAP	529,411	423,536	0	0	0	105,875
1686	LOCAL 999	164-158-021	SAINT PAUL	ON KELLOGG BLVD OVER THE RAVINE BETWEEN WABASHA ST AND SAINT PETER ST IN ST PAUL- RECONSTRUCT BRIDGE #92797	0.0	BI	BRIDGE REPAIR	STP	3,432,000	2,745,600	0	0	0	686,400
1687	PED/BIKE	164-646-001	SAINT PAUL	ON RAYMOND AVE FROM HAMPDEN AVE TO ENERGY PARK DR IN ST PAUL-STREET RECONSTRUCTION TO ADD CURB EXTENSIONS, BOULEVARD TREES, LANDSCAPING, PEDESTRIAN MEDIANS, SIDEWALK WIDENING, BIKE LANES, PEDESTRIAN LIGHTING	0.0	EN	PED./BIKE IMPROVEMENT	TAP	1,826,330	1,100,000	0	0	0	726,330

ATP: M
Fiscal Year: 2015

STIP for FY 2014-2017

Seq #	Route System	Project Number	Agency	Description	Miles	Program	Type of Work	Proposed Funds	Total	FHWA	AC	FTA	TH	Other
1688	PED/BIKE	188-090-002	LAKEVILLE	FROM 173RD ST W TO FARMINGTON BORDER INCLUDING A BRIDGE ACROSS NORTH CREEK IN LAKEVILLE-PEDESTRIAN/BICYCLE TRAIL	1.0	EN	PEDESTRIAN BIKE TRAIL	TAP	1,124,267	899,410	0	0	0	224,857
1689	LOCAL 999	189-020-023	MAPLE GROVE	ON WEAVER LAKE RD AT DUNKIRK LANE, XENE LANE, AND NIAGARA LANE IN MAPLE GROVE-CONSTRUCT ROUNDABOUTS	3.0	SC	GRADE AND SURFACE	STP	2,620,305	2,096,244	0	0	0	524,061
1690	LOCAL 999	189-102-011	MAPLE GROVE	WEAVER LAKE RD AT DUNKIRK LANE IN MAPLE GROVE-CONVERT SIGNALIZED INTERSECTION TO ROUNDABOUT	0.0	SH	GRADE AND SURFACE	HSIP	1,138,610	1,024,749	0	0	0	113,861
1691	MN 55	195-010-011AC	EAGAN	**AC** FROM THE MN149 NORTH INTERSECTION THROUGH THE MN149 SOUTH INTERSECTION-EXPANSION TO A 6-LANE ROADWAY INCLUDING TRAFFIC SIGNALS, AND CONSTRUCTION OF A MULTI-USE TRAIL (AC PAYBACK 1 OF 1)	0.0	MC	GRADE AND SURFACE	STP	2,640,000	2,640,000	0	0	0	0
1692	MN 101	238-010-003AC	ROGERS	**AC** AT HENNEPIN CSAH 144 IN ROGERS-RECONSTRUCT INTERCHANGE, MULTI-USE TRAIL AND SIDEWALK, SIGNALS AND LIGHTING (AC PAYBACK 1 OF 1)	0.0	MC	GRADE AND BRIDGE	STP	7,700,000	7,700,000	0	0	0	0
1693	MN 5	1002-101	MNDOT	FROM JUST E OF SCANDIA RD IN LAKETOWN TWP TO ROLLING ACRES RD/BAVARIA RD IN VICTORIA - MILL & OVERLAY, DRAINAGE, GUARDRAIL	6.0	RS	MILL AND OVERLAY	SF	5,490,000	0	0	0	5,490,000	0
1694	MN 5	1002-102	MNDOT	FROM JUST E OF JCT MN25 IN CAMDEN TWP TO JUST EAST OF BIRCH ST IN WACONIA- MILL & OVERLAY, GUARDRAIL, ACCESS MANAGEMENT, DRAINAGE	6.0	RS	MILL AND OVERLAY	SF	3,325,000	0	0	0	3,325,000	0
1695	US 10	0202-93	MNDOT	AT FELDSPAR AVE NW IN RAMSEY-RECONSTRUCT INTERSECTION	0.0	SC	GRADE AND SURFACE	SF	270,000	0	0	0	270,000	0
1696	US 12	2714-142	MNDOT	FROM E JCT HENNEPIN CSAH 101 IN WAYZATA TO I494 CD RD EXIT IN MINNETONKA-CONSTRUCT AUXILIARY LANE, DRAINAGE, GUARDRAIL	1.0	SC	GRADE AND SURFACE	SF	1,265,000	0	0	0	1,265,000	0
1697	MN 13	1902-55	MNDOT	FROM 2ND ST IN MENDOTA TO I35E IN LILYDALE-MILL AND OVERLAY, SLOPE STABILIZATION, REPLACE CURB, GUTTER AND CATCH BASINS	1.0	RD	STORM SEWER	SF	1,345,000	0	0	0	1,345,000	0
1698	MN 13	7001-104	MNDOT	AT 150TH STREET IN PRIOR LAKE AND SAVAGE-CONSTRUCT REDUCED CONFLICT INTERSECTION AT 150TH & RESTRICT ACCESS TO RI/RO AT ZINRAN/OAKLAND BEACH AVE	0.0	AM	SPOT IMPROVEMENT	SF	1,400,000	0	0	0	1,400,000	0
1699	MN 13	7001-107	MNDOT	AT SCOTT CSAH 42 (EGAN DR) IN PRIOR LAKE/SAVAGE - SIGNAL REPLACEMENT	0.0	SC	TRAFFIC SIGNAL REVISION	SF LF	300,000	0	0	0	150,000	150,000

ATP: M
Fiscal Year: 2015

STIP for FY 2014-2017

Seq #	Route System	Project Number	Agency	Description	Miles	Program	Type of Work	Proposed Funds	Total	FHWA	AC	FTA	TH	Other
1700	MN 13	7001-98	MNDOT	**ADA** AT DULUTH AVE SE (SCOTT MSAS 101) IN PRIOR LAKE - SIGNAL REPLACEMENT INCLUDING ADA/PEDESTRIAN UPGRADES	0.0	SC	TRAFFIC SIGNAL REVISION	SF LF	275,000	0	0	0	137,500	137,500
1701	I 35E	1982-171	MNDOT	ON SOUTH SIDE FROM N OF DEERWOOD DR TO JUST NE OF FAWN WAY IN EAGAN - NOISE WALL	0.0	NO	NOISE ABATEMENT	SF LF	715,000	0	0	0	645,000	70,000
1702	I 35E	6280-367B	MNDOT	FROM I94 IN ST PAUL TO JUST N OF LITTLE CANADA RD IN LITTLE CANADA - MNPASS OPERATION/INTEGRATION	5.0	CA	GRADE,SURFACE & BRIDGE	SF	1,200,000	0	0	0	1,200,000	0
1703	I 35E	6281-19	MNDOT	FROM RAMSEY CR E IN VADNAIS HTS TO JUST S OF RAMSEY CSAH 96 IN WHITE BEAR LAKE-MILL & OVERLAY, MILL & CONCRETE UNBONDED OVERLAY, DRAINAGE, LOOP DETECTORS, GUARDRAIL, CONSTRUCT SLOPE, CPR AT RAMPS, MILL & OVERLAY, CABLE MEDIAN BARRIER,TEMP BYPASS, & RR AGREEMENT (TIED WITH 6281-25)	2.0	RS	MILL AND OVERLAY	NHPP	4,940,000	4,446,000	0	0	494,000	0
1704	I 35E	6281-20	MNDOT	**ADA** RAMSEY CSAH 96 OVER I35E IN WHITE BEAR LAKE-REDECK BRIDGE 62834, REPLACE APPROACH PANELS, DRAINAGE, REPLACE TRAFFIC SIGNALS, ADA PED FACILITIES	0.0	BI	REDECK	NHPP	1,825,000	1,453,500	0	0	161,500	210,000
1705	I 35E	6281-25	MNDOT	OVER GOOSE LAKE RD AND BNSF RR IN VADNAIS HEIGHTS-REPLACE BRIDGES 9567 (NEW 62729) AND 9568 (NEW 62730) INCLUDING REPLACEMENT AND PROFILE ADJUSTMENTS OF PAVEMENT ON BOTH SIDES OF BRIDGE, GUARDRAIL, DRAINAGE, TMS (TIED WITH 6281-19)	0.0	BR	BRIDGE REPLACEMENT	NHPP	9,475,000	8,527,500	0	0	947,500	0
1706	I 35E	6281-44	MNDOT	SB FROM RAMSEY CR J TO RAMSEY CSAH 96 N WHITE BEAR LAKE-SIGNS AND SHOULDERING FOR BUS ONLY SHOULDER	3.0	TM	TRAFFIC MGMT. SYSTEM	SF	10,000	0	0	0	10,000	0
1707	I 35W	2782-315	MNDOT	FROM 42ND ST IN MPLS TO 66TH ST IN RICHFIELD - CORRIDOR LANDSCAPING	4.0	RB	LANDSCAPING	SF	200,000	0	0	0	200,000	0
1708	I 35W	6284-157	MNDOT	AT RAMSEY CSAH 96 (CTY RD G) OVER I35W IN ARDEN HILLS/NEW BRIGHTON-REDECK BRIDGE 9577, APPROACH PANEL WORK, GUARDRAIL	1.0	BI	REDECK	NHPP	925,000	832,500	0	0	92,500	0
1709	I 35W	6284-170	MNDOT	FROM MN36 IN ROSEVILLE TO US10 IN MOUNDS VIEW- INSTALL ITS, INCLUDING VEHICLE DETECTION, FIBER, REPLACE SHELTERS & ELIMINATE COPPER	6.0	TM	TRAFFIC MGMT. SYSTEM	SF	1,000,000	0	0	0	1,000,000	0
1710	I 35W	6284-171	MNDOT	AT RAMSEY CSAH 12 (CR F) IN ARDEN HILLS/NEW BRIGHTON - REPLACE BRIDGE 9599 AND APPROACHES, GUARDRAIL, PED/BIKE TRAIL	0.0	BR	BRIDGE REPLACEMENT	SF	3,155,000	0	0	0	3,155,000	0
1711	MN 36	6211-102	MNDOT	FROM US61 IN MAPLEWOOD TO MN120 IN N ST PAUL- INSTALL TMS	4.0	TM	TRAFFIC MGMT. SYSTEM	SF	1,200,000	0	0	0	1,200,000	0

ATP: M
Fiscal Year: 2015

STIP for FY 2014-2017

Seq #	Route System	Project Number	Agency	Description	Miles	Program	Type of Work	Proposed Funds	Total	FHWA	AC	FTA	TH	Other
1712	MN 36	8204-62	MNDOT	FROM I-694 IN PINE SPRINGS TO JUST EAST OF HIGHLANDS TRAIL N IN GRANT- LANDSCAPING	1.0	RB	LANDSCAPING	SF	50,000	0	0	0	50,000	0
1713	MN 36	8214-114MIT15	MNDOT	OVER ST CROIX RIVER NEAR STILLWATER-MITIGATION ITEMS FOR REPLACEMENT OF RIVER BRIDGE 4654	0.0	BR	BRIDGE REPLACEMENT	SF LF	60,000	0	0	0	30,000	30,000
1714	MN 36	8214-114RW2	MNDOT	ST CROIX RIVER X-ING AT STILLWATER-(MN)TH 36/(WI) TH 64-RIGHT OF WAY ACQUISITION	2.0	RW	RIGHT OF WAY	NHPP	1,300,000	1,040,000	0	0	260,000	0
1715	MN 36	8214-114Z	MNDOT	ST CROIX MIT ITEM - BLUFFLAND RESTORATION - REMOVAL OF BUCKHORN SIGN, PARTIAL RESTORATION OF WISCONSIN APPROACH (REMOVAL OF PAVEMENT FROM EAST END OF BRIDGE TO STH 35 AND PORTIONS OF CTH E) - WISCONSIN LET	2.0	RC	GRADE AND SURFACE	SF LF	90,651	0	0	0	45,326	45,325
1716	MN 36	8214-144	MNDOT	**MN126** ST CROIX RIVER X-ING AT STILLWATER-(MN)TH 36/(WI) TH 64-PRE DESIGN AND STUDY OF LONG TERM RDWY APPROACH ALTERNATIVES TO TH 36/SH 64 FOR ST CROIX RIVER CROSSING (SAFETEA-LU)	4.0	PL	PLANNING	DEMO	339,950	271,960	0	0	67,990	0
1717	MN 36	8214-160	MNDOT	FROM OSGOOD AVE TO WESTSIDE OF MN95 - LANDSCAPING	1.0	RB	LANDSCAPING	SF	450,000	0	0	0	450,000	0
1718	MN 36	8214-164	MNDOT	FROM W OF GREELEY AVE/CSAH 66 (W LIMIT OF ST. CROIX CROSSING PROJECT) TO E OF OSGOOD AVE - LANDSCAPING	1.0	RB	LANDSCAPING	SF	350,000	0	0	0	350,000	0
1719	MN 36	8221-01AC	MNDOT	**AC** OVER ST CROIX RIVER NEAR STILLWATER & OAK PARK HEIGHTS-NEW BRIDGE 82045 OVER ST. CROIX RIVER, INCLUDING RAMPS ON & OFF TH 95 (AC PAYBACK 1 OF 1)	0.0	BR	BRIDGE REPLACEMENT	NHPP	8,368,663	8,368,663	0	0	0	0
1720	MN 41	7010-100	MNDOT	FROM RR X-ING #7002025 IN LOUISVILLE TOWNSHIP TO JUST SOUTH OF CHASKA MN RIVER BRIDGE IN CHASKA - MILL & OVERLAY, SLOPE ARMORING	2.0	RS	MILL AND OVERLAY	SF	835,000	0	0	0	835,000	0
1721	MN 51	6215-100	MNDOT	**BP08** FROM JUST S OF W FORD PKWY IN ST PAUL TO JUST N OF MN36 IN ROSEVILLE-BUS STOP BUMPOUTS FOR RAPID BUS SERVICE (CHP 152 TRANSIT ADVANTAGE BONDS)	7.0	AM	GRADING	BF	6,000,000	0	0	0	0	6,000,000
1722	MN 51	6216-130	MNDOT	AT RAMSEY COUNTY ROAD E IN ARDEN HILLS-REPLACE BRIDGE 62010(62038), ADD TURN LANES, CONSTRUCT TRAIL, SIGNAL	0.0	BR	BRIDGE REPLACEMENT	STP	2,680,000	2,144,000	0	0	536,000	0
1723	MN 51	6216-133	MNDOT	FROM DAN PATCH AVE/MIDWAY PKWY IN FALCON HEIGHTS/SAINT PAUL TO I694 IN ARDEN HILLS-SIGNAL COORDINATION, DEPLOY CC CAMERAS, AND DYNAMIC MESSAGE SIGNS	6.0	TM	SIGNALS & CAMERA INSTALLATION	CMAQ	708,225	566,580	0	0	141,645	0

ATP: M
Fiscal Year: 2015

STIP for FY 2014-2017

Seq #	Route System	Project Number	Agency	Description	Miles	Program	Type of Work	Proposed Funds	Total	FHWA	AC	FTA	TH	Other
1724	US 52	1928-60	MNDOT	FROM SOUTHVIEW BLVD IN SOUTH ST PAUL TO PLATO BLVD IN ST PAUL - REPLACE LIGHTING SYSTEMS	4.0	SC	LIGHTING	NHPP	1,265,000	1,012,000	0	0	253,000	0
1725	MN 55	1910-44	MNDOT	UP RR, COURTHOUSE BLVD IN HASTINGS-INSTALL CANTS, UPGRADE TO GATES AND FLASHING LIGHTS	0.0	SR	RR X-ING IMPROVEMENTS	RRS	275,000	275,000	0	0	0	0
1726	MN 55	2722-82	MNDOT	AT HENNEPIN CSAH 101/SIOUX TRAIL IN MEDINA - REPLACE TEMPORARY WOOD POLE SIGNAL SYSTEM WITH PERMANENT SIGNAL SYSTEM	0.0	SC	TRAFFIC SIGNAL REVISION	SF LF	300,000	0	0	0	150,000	150,000
1727	MN 55	2723-123	MNDOT	**ADA** WB FROM I494 NB EXIT RAMP TO PLYMOUTH BLVD IN PLYMOUTH-CONSTRUCT A WB THIRD LANE, SIGNALS, DRAINAGE AND ADA	1.0	SC	TURN LANES	SF	1,446,000	0	0	0	1,446,000	0
1728	US 61	6222-173	MNDOT	CP RR, JUST S OF RAMSEY CSAH 9 (BUFFALO ST) IN WHITE BEAR LAKE-INSTALL CANTS, UPGRADE TO GATES	0.0	SR	RR X-ING IMPROVEMENTS	RRS	350,000	350,000	0	0	0	0
1729	US 61	6222-166	MNDOT	**ADA** AT BUERKLE ROAD IN VADNAIS HEIGHTS - SIGNAL REPLACEMENT INCLUDING ADA/PEDESTRIAN UPGRADES	0.0	SC	TRAFFIC SIGNAL REVISION	SF LF	250,000	0	0	0	125,000	125,000
1730	MN 65	0207-99	MNDOT	**ADA** AT 41ST AVE NE IN COLUMBIA HEIGHTS - REPLACE TRAFFIC SIGNAL AND ADA IMPROVEMENTS	0.0	SC	TRAFFIC SIGNAL REVISION	SF LF	280,000	0	0	0	140,000	140,000
1731	MN 65	0208-142	MNDOT	FROM 133RD AVE IN BLAINE TO BUNKER LAKE BLVD IN HAM LAKE-FRONTAGE ROAD AND CLOSE ACCESSES	0.0	AM	FRONTAGE ROAD	SF	250,000	0	0	0	250,000	0
1732	MN 65	0208-143	MNDOT	FROM 140TH AVE TO 145TH AVE IN HAM LAKE-FRONTAGE ROAD AND CLOSE ACCESSES	1.0	AM	FRONTAGE ROAD	SF	250,000	0	0	0	250,000	0
1733	MN 77	1925-52	MNDOT	OVER MN RIVER IN BLOOMINGTON AND EAGAN-PAINT NB BRIDGE 9600N, SB 9600S AND PED BRIDGE 9600F AND REPLACE GUARDRAIL	1.0	BI	PAINT BRIDGE	NHPP	2,140,000	1,712,000	0	0	428,000	0
1734	I 94	2781-447	MNDOT	WB RAMP OVER LRT AND CITY ST LOCATED JUST E OF JCT OF MN 55 IN MPLS AND ON I494 OVER 34TH ST IN BLOOMINGTON- PAINT BRIDGES 27859, 27861, 27V28 AND 27765, AND APPROPRIATE BEARING WORK	0.0	BI	PAINT BRIDGE	NHPP	1,195,000	1,075,500	0	0	119,500	0
1735	I 94	2781-448	MNDOT	NEAR JUNCTION OF I94 AND I394 IN MPLS - REMOVE AND REPLACE LOW SLUMP AND O/L AND DECK REPAIRS ON BRIDGES 27793 AND 27799L, GUARDRAIL	0.0	BI	BRIDGE REPAIR	NHPP	370,000	333,000	0	0	37,000	0
1736	I 94	6282-190	MNDOT	ON SOUTH SIDE FROM PRIOR AVE TO FAIRVIEW AVE IN ST PAUL-NOISE WALL	0.0	NO	NOISE ABATEMENT	SF LF	970,000	0	0	0	680,000	290,000
1737	I 94	6282-200	MNDOT	AT MACKUBIN STREET IN ST. PAUL-REPLACE PEDESTRIAN BRIDGE #9737, SIDEWALK, FENCING, GUARDRAIL, PED RAMPS, TMS	0.0	BR	BRIDGE REPLACEMENT	NHPP	1,680,000	1,512,000	0	0	168,000	0

ATP: M
Fiscal Year: 2015

STIP for FY 2014-2017

Seq #	Route System	Project Number	Agency	Description	Miles	Program	Type of Work	Proposed Funds	Total	FHWA	AC	FTA	TH	Other
1738	I 94	8282-109	MNDOT	FROM I494/694 IN WOODBURY TO ST CROIX RIVER IN LAKELAND-INCIDENT MGMT SYSTEM AND RAMP METERS AT RADIO DR, WOODBURY DR AND MANNING AVE	5.0	TM	TRAFFIC MGMT. SYSTEM	SF	1,000,000	0	0	0	1,000,000	0
1739	I 94	8282-116	MNDOT	MANNING AVE IN WOODBURY TO ST. CROIX RIVER IN LAKELAND TWP- REPAIR, REPLACE & LINE LARGE PIPES	5.0	DR	STORM SEWER REPAIR	SF	4,560,000	0	0	0	4,560,000	0
1740	MN 100	2734-33AC	MNDOT	**AC** FROM 36TH ST TO CEDAR LAKE RD IN ST. LOUIS PARK - REPLACE BRIDGES 5308(27303), 5309(NEW PED BRIDGE 27304), 5462(27305), 5598(27306), OVERLAY AND JOINT REPLACEMENT BRIDGE 27109, RECONSTRUCT MAIN LINE PAVEMENT AND INTERCHANGES INCLUDING CONSTRUCTING AUXILLIARY LANES AND NOISE WALLS (AC PAYBACK 1 OF 1)	2.0	MC	GRADE AND SURFACE	NHPP	3,800,000	3,800,000	0	0	0	0
1741	MN 149	1917-44	MNDOT	**ADA**ELLA** FROM N JCT MN55/149 TO S END OF BRIDGE 19857 OVER I494 IN EAGAN-4 TO 5 LANE EXPANSION, MILL & OVERLAY, TRAIL, ADA, SIGNALS, DRAINAGE (TIED TO 195-010-010)	1.0	AM	GRADE AND SURFACE	SF	845,000	0	0	0	845,000	0
1742	MN 149	1917-45	MNDOT	**AB**ADA** FROM I494 IN MENDOTA HEIGHTS TO MN5 IN ST. PAUL- PAVEMENT PRESERVATION, TURN LANE, SIGNAL, ADA AND DRAINAGE	6.0	RS	MILL AND OVERLAY	STP	6,940,000	5,552,000	0	0	1,388,000	0
1743	US 169	2772-97	MNDOT	AT 36TH AVE N (EAST RAMP) IN PLYMOUTH - REPLACE SIGNAL SYSTEM	0.0	SC	TRAFFIC SIGNAL REVISION	SF LF	225,000	0	0	0	112,500	112,500
1744	US 169	2772-99	MNDOT	ON EAST SIDE FROM 16TH ST W IN ST LOUIS PARK TO JUST N OF WAYZATA BLVD IN GOLDEN VALLEY - NOISE WALL AND ACCESS CLOSURE	0.0	NO	NOISE ABATEMENT	SF LF	845,000	0	0	0	770,000	75,000
1745	US 169	7008-100	MNDOT	FROM MN 282 TO N OF MN 21 IN JORDAN - RECONST/OVERLAY MAINLINE INCLUDING MEDIAN J- BARRIER AND REPLACE MEDIAN DRAINAGE STRUCTURES AND PIPES, REPLACE JOINTS, SPOT PAINT AND MILL AND PATCH OR OVERLAY BRIDGES 6802, 6803, 6804, 8850	2.0	SC	MEDIAN BARRIER	NHPP	7,790,000	6,232,000	0	0	1,558,000	0
1746	US 212	2763-49	MNDOT	**TED12** AT SHADY OAK ROAD IN EDEN PRAIRIE - INTERCHANGE RECONSTRUCTION (OTHER INCLUDES MULTIPLE FUNDING SOURCES) \$7,000,000 TED FUNDS	0.0	AM	GRADE AND BRIDGE	LF	7,000,000	0	0	0	0	7,000,000
1747	I 394	2789-136	MNDOT	**ADA** JUST E OF MN100 IN GOLDEN VALLEY TO WEST END OF BRIDGE #27770D IN MPLS- MILL AND OVERLAY, MINOR CPR, DIAMOND GRINDING, SHOULDERS, DRAINAGE, ADA RAMPS, GUARDRAIL AND SIGNAL LOOPS	2.0	RS	MILL AND OVERLAY	NHPP	4,500,000	4,050,000	0	0	450,000	0

ATP: M
Fiscal Year: 2015

STIP for FY 2014-2017

Seq #	Route System	Project Number	Agency	Description	Miles	Program	Type of Work	Proposed Funds	Total	FHWA	AC	FTA	TH	Other
1748	I 494	2785-330	MNDOT	**ELLA**AC** FROM N OF I394 IN MINNETONKA TO I94/I494/I694 INTERCHANGE IN MAPLE GROVE - UNBONDED CONCRETE OVERLAY, CPR, RIGHT SIDE DYNAMIC SHOULDER, SIGNING, STRIPING, DRAINAGE, TMS, NOISE WALLS, REDECK AND WIDEN BRIDGES 27973, 27974, 27975, 27976, 27977, 27978, AND REDECK BRIDGE 27905(AC PROJECT, PAYBACK IN 2016)	8.0	RC	GRADE AND BRIDGE	NHPP	29,946,000	17,626,000	31,654,000	0	12,320,000	0
1749	I 494	2785-338	MNDOT	FROM FLYING CLOUD DR TO W OF BUSH LAKE RD IN BLOOMINGTON - LANDSCAPING	2.0	RB	LANDSCAPING	SF	470,000	0	0	0	470,000	0
1750	MN 610	2771-102	MNDOT	**MN235** EXTENSION OF 105TH AVE TO W OF I94 IN MAPLE GROVE-ROADWAY REALIGNMENT (SAFETEA-LU)	1.0	MC	GRADE,SURFACE & BRIDGE	DEMO	4,604,068	3,363,254	0	0	1,240,814	0
1751	MN 610	2771-102A	MNDOT	**MN226** EXTENSION OF 105TH AVE TO W OF I94 IN MAPLE GROVE-ROADWAY REALIGNMENT (SAFETEA-LU)	1.0	MC	GRADE,SURFACE & BRIDGE	DEMO	1,873,034	1,498,427	0	0	374,607	0
1752	MN 610	2771-102B	MNDOT	**MN119** EXTENSION OF 105TH AVE TO W OF I94 IN MAPLE GROVE-ROADWAY REALIGNMENT (SAFETEA-LU)	1.0	MC	GRADE,SURFACE & BRIDGE	DEMO	936,518	749,214	0	0	187,304	0
1753	MN 610	2771-102C	MNDOT	**MN249** EXTENSION OF 105TH AVE TO W OF I94 IN MAPLE GROVE-ROADWAY REALIGNMENT (2008 APPROPRIATIONS ACT-STP)	1.0	MC	GRADE,SURFACE & BRIDGE	DEMO	490,000	490,000	0	0	0	0
1754	MN 610	2771-102D	MNDOT	**MN266** EXTENSION OF 105TH AVE TO W OF I94 IN MAPLE GROVE-ROADWAY REALIGNMENT (2010 APPROPRIATIONS ACT-STP)	1.0	MC	GRADE,SURFACE & BRIDGE	DEMO	399,932	399,932	0	0	0	0
1755	I 694	6285-148	MNDOT	US10 SB TO EB LEFT ENTRANCE TO I694 AND MERGE TO SNELLING AND SB HAMLINE TO EB I694 IN ARDEN HILLS - LANDSCAPING	2.0	RB	LANDSCAPING	SF	200,000	0	0	0	200,000	0
1756	MN 999	8825-347	MNDOT	METROWIDE - TMS UPGRADES	0.0	TM	TRAFFIC MGMT. SYSTEM	SF	1,200,000	0	0	0	1,200,000	0
1757	MN 999	8825-382	MNDOT	METROWIDE - ELECTRICAL SERVICE UPGRADES/REFURBISH & NID ON I 94 N OF TUNNEL IN MPLS TO SHINGLE CREEK PKWY IN BROOKLYN CTR; SYSTEM REFURBISH; RAMP METERS AT MAPLE GROVE PKWY TO EB94 AND HANSEN BLVD TO WB 10; CAMERA FILL INS	0.0	TM	TRAFFIC MGMT. SYSTEM	SF	1,525,000	0	0	0	1,525,000	0
1758	MN 999	8825-383	MNDOT	METROWIDE - REPAIR OR REPLACE CANTILEVER SIGN STRUCTURES	0.0	SC	SIGNING	SF	500,000	0	0	0	500,000	0
1759	MN 999	8825-391	MNDOT	SW QUADRANT OF METRO DISTRICT - RELAMP LIGHTING SYSTEM	0.0	SC	LIGHTING	SF	550,000	0	0	0	550,000	0
1760	MN 999	8825-462	MNDOT	SW QUADRANT OF METRO-SIGN REPLACEMENT	0.0	SC	SIGNING	SF	800,000	0	0	0	800,000	0

ATP: M
Fiscal Year: 2015

STIP for FY 2014-2017

Seq #	Route System	Project Number	Agency	Description	Miles	Program	Type of Work	Proposed Funds	Total	FHWA	AC	FTA	TH	Other
1761	MN 999	8825-477	MNDOT	METROWIDE-LOOP REPLACEMENTS	0.0	TM	TRAFFIC MGMT. SYSTEM	SF	75,000	0	0	0	75,000	0
1762	MN 999	880M-ADA-15	MNDOT	**ADA** METRO SETASIDE FOR ADA PROJECT FOR FY 2015	0.0	SC	CURB & GUTTER	STP	1,080,000	860,000	0	0	220,000	0
1763	MN 999	880M-AM-15	MNDOT	METRO SETASIDE FOR MUNICIPAL AGREEMENT PROJECTS FOR FY 2015	0.0	AM	MISCELLANEOUS	SF	4,000,000	0	0	0	4,000,000	0
1764	MN 999	880M-BI-15	MNDOT	METRO SETASIDE FOR BRIDGE IMPROVEMENT PROJECTS FOR FY 2015	0.0	BI	BRIDGE REPAIR OTHER	NHPP	6,325,000	5,060,000	0	0	1,265,000	0
1765	MN 999	880M-CA-15	MNDOT	METRO SETASIDE -CONSULTANT DESIGN -2015	0.0	CA	MISCELLANEOUS	SF	8,000,000	0	0	0	8,000,000	0
1766	MN 999	880M-CM-15	MNDOT	METRO SETASIDE FOR LOWER COST CONGESTION MGMT PROJECT FOR FY 2015	0.0	SC	MISCELLANEOUS	NHPP	14,000,000	7,200,000	0	0	6,800,000	0
1767	MN 999	880M-NO-15	MNDOT	METRO SETASIDE FOR NOISE ABATEMENT PROJECTS FOR FY 2015	0.0	NO	NOISE ABATEMENT	SF	1,320,000	0	0	0	1,320,000	0
1768	MN 999	880M-PM-15	MNDOT	METRO SETASIDE FOR PREVENTIVE MAINTENANCE PROJECTS FOR FY 2015	0.0	PM	PREVENTIVE MAINTENANCE	SF	4,500,000	0	0	0	4,500,000	0
1769	MN 999	880M-RB-15	MNDOT	METRO SETASIDE FOR LANDSCAPING & LANDSCAPE PARTNERSHIPS FOR FY 2015	0.0	RB	LANDSCAPING	SF	100,000	0	0	0	100,000	0
1770	MN 999	880M-RS-15	MNDOT	METRO SETASIDE FOR RESURFACING & RECONDITIONING PROJECTS FOR FY 2015	0.0	RS	MILL AND OVERLAY	STP	1,565,000	1,252,000	0	0	313,000	0
1771	MN 999	880M-RW-15	MNDOT	METRO SETASIDE FOR RIGHT OF WAY FOR FY 2015	0.0	RW	RIGHT OF WAY	SF	22,615,000	0	0	0	22,615,000	0
1772	MN 999	880M-RX-15	MNDOT	METRO SETASIDE FOR ROAD REPAIR FOR FY 2015	0.0	RX	ROAD REPAIR	SF	4,600,000	0	0	0	4,600,000	0
1773	MN 999	880M-SA-15	MNDOT	METRO SETASIDE FOR SUPPLEMENTAL AGREEMENTS/OVERRUNS FOR FY 2015	0.0	SA	SUPP. AGREE. & COST OVERRUNS	SF	11,000,000	0	0	0	11,000,000	0
1774	MN 999	880M-SC-15	MNDOT	METRO SETASIDE FOR SAFETY CAPACITY PROJECTS FOR FY 2015	0.0	SC	SPOT IMPROVEMENT	SF	1,460,085	0	0	0	1,460,085	0
1775	LOCAL 999	880M-SHL-15	MNDOT	METRO ATP SETASIDE FOR HSIP PROJECTS YET TO BE SELECTED FOR FY 2015	0.0	SH	SPOT IMPROVEMENT	HSIP	7,210,946	6,489,851	0	0	0	721,095
1776	MN 999	880M-TE-15	MNDOT	METRO SETASIDE FOR WATER RESOURCES (\$1.195M), TRAF ENG (\$15K), TRAF MGMT(\$0) PRESERVATION PROJECTS FOR FY 2015	0.0	SC	MISCELLANEOUS	SF	1,210,000	0	0	0	1,210,000	0

ATP: M

Fiscal Year: 2015

STIP for FY 2014-2017

Seq #	Route System	Project Number	Agency	Description	Miles	Program	Type of Work	Proposed Funds	Total	FHWA	AC	FTA	TH	Other
1777	MN 999	880M-TM-15	MNDOT	METRO SETASIDE-TRAFFIC MANAGEMENT STATE FURNISHED MATERIALS FOR METRO PROJECTS IN FY 2015	0.0	TM	TRAFFIC MGMT. SYSTEM	SF	400,000	0	0	0	400,000	0
1778	MN 999	880M-TRLF-15	MNDOT	**TRLF** REPAYMENT, FY 2015, TRLF LOANS USED FOR RIGHT OF WAY PURCHASE ON TH 212 & TH 65	0.0	RW	RIGHT OF WAY	SF	2,244,000	0	0	0	2,244,000	0
									\$768,141,112	\$191,013,001	\$35,414,000	\$285,765,129	\$129,473,771	\$161,889,211

ATP: M
Fiscal Year: 2016

STIP for FY 2014-2017

Seq #	Route System	Project Number	Agency	Description	Miles	Program	Type of Work	Proposed Funds	Total	FHWA	AC	FTA	TH	Other
1779	BB	TRF-TCMT-16	MET COUNCIL-MT	SECT 5307: TWIN CITIES MET COUNCIL MT-ASSOCIATED CAPITAL MAINTENANCE-BUS	0.0	B9	BUS GRANT CAPITAL IMPROVEMENT	FTA	1,369,163	0	0	1,095,330	0	273,833
1780	BB	TRF-TCMT-16A	MET COUNCIL-MT	SECT 5307: TWIN CITIES MET COUNCIL MT-CAPITAL LEASE-TIRES	0.0	B9	PURCHASE BUS	FTA	3,914,423	0	0	3,131,538	0	782,885
1781	BB	TRF-TCMT-16AA	MET COUNCIL-MT	SECT 5307: TWIN CITIES MET COUNCIL MT-PUBLIC SUPPORT FACILITIES REFURBISHMENT	0.0	B9	BUS GRANT CAPITAL IMPROVEMENT	FTA	335,840	0	0	268,672	0	67,168
1782	BB	TRF-TCMT-16AB	MET COUNCIL-MT	SECT 5307: TWIN CITIES MET COUNCIL MT-SUPPORT FACILITY ROOF REFURBISHMENT	0.0	B9	BUS GRANT CAPITAL IMPROVEMENT	FTA	50,000	0	0	40,000	0	10,000
1783	BB	TRF-TCMT-16AC	MET COUNCIL-MT	SECT 5337: TWIN CITIES MET COUNCIL MT-CCLRT FACILITY MODIFICATIONS	0.0	GR	BUS GRANT CAPITAL IMPROVEMENT	FTA	250,000	0	0	200,000	0	50,000
1784	BB	TRF-TCMT-16AD	MET COUNCIL-MT	SECT 5307: TWIN CITIES MET COUNCIL MT-ONBOARD PEDESTRIAN DETECTION SYSTEM TRANSIT TECHNOLOGY SYSTEMS	0.0	B9	BUS GRANT CAPITAL IMPROVEMENT	FTA	1,677,000	0	0	1,341,600	0	335,400
1785	BB	TRF-TCMT-16AE	MET COUNCIL-MT	SECT 5307: TWIN CITIES MET COUNCIL MT-ADVANCE SCHEDULE PLANNING SOFTWARE	0.0	B9	BUS GRANT CAPITAL IMPROVEMENT	FTA	600,000	0	0	480,000	0	120,000
1786	BB	TRF-TCMT-16AF	METRO TRANSIT	SECT 5309: SOUTHWEST CORRIDOR LIGHT RAIL TRANSIT PROJECT-NEW START FFGA 2015 APPROPRIATION	0.0	B3	GRADE AND SURFACE	FTA	200,000,000	0	0	100,000,000	0	100,000,000
1787	BB	TRF-TCMT-16B	MET COUNCIL-MT	SECT 5307: TWIN CITIES MET COUNCIL MT-PREVENTIVE MAINTENANCE	0.0	B9	BUS GRANT CAPITAL IMPROVEMENT	FTA	5,000,000	0	0	4,000,000	0	1,000,000
1788	BB	TRF-TCMT-16C	MET COUNCIL-MT	SECT 5307: TWIN CITIES MET COUNCIL MT-SECURITY/SAFETY FOR 1%	0.0	B9	BUS GRANT CAPITAL IMPROVEMENT	FTA	825,000	0	0	660,000	0	165,000
1789	BB	TRF-TCMT-16D	MET COUNCIL-MT	SECT 5307: TWIN CITIES MET COUNCIL MT-TRANSIT ENHANCEMENTS 1%	0.0	B9	BUS GRANT CAPITAL IMPROVEMENT	FTA	715,000	0	0	572,000	0	143,000
1790	BB	TRF-TCMT-16E	MET COUNCIL-MT	SECT 5307: TWIN CITIES MET COUNCIL MT-TRANSIT BUSINESS COMPUTER HW & SW	0.0	B9	BUS GRANT CAPITAL IMPROVEMENT	FTA	1,725,000	0	0	1,380,000	0	345,000
1791	BB	TRF-TCMT-16H	MET COUNCIL-MT	SECT 5307: TWIN CITIES MET COUNCIL MT-ENERGY IMPROVEMENT	0.0	B9	BUS GRANT CAPITAL IMPROVEMENT	FTA	1,000,000	0	0	800,000	0	200,000

ATP: M
Fiscal Year: 2016

STIP for FY 2014-2017

Seq #	Route System	Project Number	Agency	Description	Miles	Program	Type of Work	Proposed Funds	Total	FHWA	AC	FTA	TH	Other
1792	BB	TRF-TCMT-16J	MET COUNCIL-MT	SECT 5307: TWIN CITIES MET COUNCIL MT-OPERATIONS COMMUNICATIONS & CONTROL CAPITAL EQUIPMENT, HARDWARE & SOFTWARE REPLACEMENT & EXPANSION	0.0	B9	BUS GRANT CAPITAL IMPROVEMENT	FTA	760,000	0	0	608,000	0	152,000
1793	BB	TRF-TCMT-16L	MET COUNCIL-MT	SECT 5307: TWIN CITIES MET COUNCIL MT-FARE COLLECTION CAPITAL EQUIPMENT, HARDWARE & SOFTWARE REPLACEMENT & EXPANSION	0.0	B9	BUS GRANT CAPITAL IMPROVEMENT	FTA	1,800,000	0	0	1,440,000	0	360,000
1794	BB	TRF-TCMT-16N	MET COUNCIL-MTS	SECT 5307: TWIN CITIES MET COUNCIL MTS-METRO MOBILITY CAPITAL COST OF CONTRACTING FOR SERVICES	0.0	B9	BUS GRANT CAPITAL IMPROVEMENT	FTA	5,312,500	0	0	4,250,000	0	1,062,500
1795	BB	TRF-TCMT-16P	MET COUNCIL-MTS	SECT 5307: TWIN CITIES MET COUNCIL MTS-REGIONAL FLEET CAPITAL COST OF CONTRACTING	0.0	B9	BUS GRANT CAPITAL IMPROVEMENT	FTA	3,750,000	0	0	3,000,000	0	750,000
1796	BB	TRF-TCMT-16Q	MET COUNCIL-MTS	SECT 5307: TWIN CITIES MET COUNCIL MTS-MTS BUS ACQUISITION	0.0	B9	PURCHASE BUS	FTA	12,900,000	0	0	10,320,000	0	2,580,000
1797	BB	TRF-TCMT-16R	MET COUNCIL-MTS	SECT 5307: TWIN CITIES MET COUNCIL U OF M-U OF MN BUS ACQUISITION	0.0	B9	PURCHASE BUS	FTA	343,750	0	0	275,000	0	68,750
1798	BB	TRF-TCMT-16T	MET COUNCIL-MT	SECT 5307: TWIN CITIES MET COUNCIL MT-RTS TRANSIT TECHNOLOGY SYSTEMS	0.0	B9	BUS GRANT CAPITAL IMPROVEMENT	FTA	4,500,000	0	0	3,600,000	0	900,000
1799	BB	TRF-TCMT-16W	MET COUNCIL-MT	SECT 5307: TWIN CITIES MET COUNCIL MT-FORT SNELLING P&R EXPANSION	0.0	B9	BUS GRANT CAPITAL IMPROVEMENT	FTA	5,250,000	0	0	4,200,000	0	1,050,000
1800	BB	TRF-TCMT-16X	MET COUNCIL-MT	SECT 5337: TWIN CITIES MET COUNCIL MT-OVERHAUL LIGHT RAIL VEHICLES & ASSOCIATED LRV EQUIPMENT	0.0	GR	BUS GRANT CAPITAL IMPROVEMENT	FTA	7,450,000	0	0	5,960,000	0	1,490,000
1801	BB	TRF-TCMT-16Y	MET COUNCIL-MT	SECT 5337: TWIN CITIES MET COUNCIL MT-LRV EQUIPMENT & TECHNOLOGY, TRAIN OPERATOR DISPLAYS, HOIST REPLACEMENT	0.0	GR	BUS GRANT CAPITAL IMPROVEMENT	FTA	550,000	0	0	440,000	0	110,000
1802	BB	TRF-TCMT-16Z	MET COUNCIL-MT	SECT 5307: TWIN CITIES MET COUNCIL MT-MAJOR IMPROVEMENT TO SUPPORT FACILITIES	0.0	B9	BUS GRANT CAPITAL IMPROVEMENT	FTA	1,250,000	0	0	1,000,000	0	250,000
1803	BB	TRS-7068-16A	MNDOT	HEARTLAND EXPRESS-PURCHASE CLASS 500 BUS	0.0	TR	PURCHASE BUS	STP	146,000	116,800	0	0	0	29,200
1804	LOCAL 999	TRS-TCMT-16	MET COUNCIL-MT	CMAQ TDM: ACTIVITIES TO REDUCE SOV USE BY VAN POOLS, CAR POOL & RIDE MATCHING PROGRAMS, MARKETING, TRANSIT RIDERSHIP INCENTIVES BY SUPPORTING SEVERAL TRANSPORTATION MANAGEMENT ORGANIZATIONS.	0.0	TM	PLANNING	CMAQ	4,375,000	3,500,000	0	0	0	875,000

ATP: M
Fiscal Year: 2016

STIP for FY 2014-2017

Seq #	Route System	Project Number	Agency	Description	Miles	Program	Type of Work	Proposed Funds	Total	FHWA	AC	FTA	TH	Other
1805	BB	TRS-TCMT-16A	METRO TRANSIT	CMAQ: PURCHASE FOUR BUSES FOR LIMITED STOP SERVICE ON CHICAGO AND PORTLAND AVE IN MPLS AND RICHFIELD AND AMERICAN BLVD IN BLOOMINGTON	0.0	TR	PURCHASE BUS	CMAQ	1,607,320	1,072,082	0	0	0	535,238
1806	BB	TRS-TCMT-16B	METRO TRANSIT	CMAQ: SERVICE DEMONSTRATION FOR LIMITED STOP SERVICE ON CHICAGO AND PORTLAND AVE IN MPLS AND RICHFIELD AND AMERICAN BLVD IN BLOOMINGTON	0.0	TR	OPERATE BUS	CMAQ	8,842,206	5,927,918	0	0	0	2,914,288
1807	BB	TRS-TCMT-16C	METRO TRANSIT	CMAQ: PURCHASE FIVE BUSES FOR LIMITED STOP SERVICE ON E 7TH ST, ARCADE AVE, MARYLAND AVE AND WHITE BEAR AVE IN ST PAUL AND WHITE BEAR AVE IN MAPLEWOOD	0.0	TR	PURCHASE BUS	CMAQ	2,009,150	1,476,725	0	0	0	532,425
1808	BB	TRS-TCMT-16D	METRO TRANSIT	CMAQ: SERVICE DEMONSTRATION FOR LIMITED STOP SERVICE ON EAST 7TH ST, ARCADE AVE, MARYLAND AVE AND WHITE BEAR AVE IN ST PAUL AND WHITE BEAR AVE IN MAPLEWOOD	0.0	TR	OPERATE BUS	CMAQ	7,514,836	5,523,275	0	0	0	1,991,561
1809	RR	02-00136	MNDOT	BNSF RR, EGRET BLVD, MSAS 104 IN COON RAPIDS-INSTALL GATES AND FLASHING LIGHTS	0.0	SR	RR X-ING IMPROVEMENTS	RRS	275,000	275,000	0	0	0	0
1810	RR	19-00144	MNDOT	PGR RR, 292ND ST E, DAKOTA CSAH 88 IN RANDOLPH TOWNSHIP-INSTALL GATES AND FLASHING LIGHTS	0.0	SR	RR X-ING IMPROVEMENTS	RRS	225,000	225,000	0	0	0	0
1811	RR	27-00303	MNDOT	CP ON VICKSBURG LN, MSAS 156 IN PLYMOUTH-UPGRADE TO GATES OR CONTRIBUTE TO GRADE SEPARATION	0.0	SR	RR X-ING IMPROVEMENTS	RRS	260,000	260,000	0	0	0	0
1812	RR	27-00312	MNDOT	CP, VALLEY LANE, MSAS 144, IN EDINA-UPGRADE TO GATES	0.0	SR	RR X-ING IMPROVEMENTS	RRS	250,000	250,000	0	0	0	0
1813	RR	62-00209	MNDOT	MNNR RR, LONG LAKE ROAD, RAMSEY CSAH 45 IN NEW BRIGHTON-INSTALL GATES AND FLASHING LIGHTS	0.0	SR	RR X-ING IMPROVEMENTS	RRS	250,000	250,000	0	0	0	0
1814	RR	70-00124	MNDOT	UP RR, DELAWARE AVE, T180 IN ST. LAWRENCE TWSP-INSTALL GATES AND FLASHING LIGHTS	0.0	SR	RR X-ING IMPROVEMENTS	RRS	275,000	275,000	0	0	0	0
1815	CSAH 11	002-611-034	ANOKA COUNTY	FROM N OF EGRET BLVD TO N OF NORTHDAL BLVD- RECONSTRUCT CSAH 11 (FOLEY BLVD) AS A 4-LANE DIVIDED ROADWAY AS WELL AS A TRAIL AND SIDEWALK, PONDS, TRAFFIC SIGNALS AND DEDICATED LEFT- AND RIGHT-TURN LANES	4.0	RC	GRADE AND SURFACE	STP	4,183,200	3,346,560	0	0	0	836,640
1816	CSAH 24	002-624-026	ANOKA COUNTY	FROM CR 72 (RUM RIVER BLVD)/POPPY ST THROUGH KERRY ST IN ST FRANCIS-RECONSTRUCT INCLUDING SHOULDER CONSTRUCTION, ACCESS AND INTERSECTION CONTROL IMPROVEMENTS AND MULTI-USE TRAIL	0.0	RC	GRADE AND SURFACE	STP	1,848,000	1,478,400	0	0	0	369,600

ATP: M
Fiscal Year: 2016

STIP for FY 2014-2017

Seq #	Route System	Project Number	Agency	Description	Miles	Program	Type of Work	Proposed Funds	Total	FHWA	AC	FTA	TH	Other
1817	CSAH 116	002-716-015	ANOKA COUNTY	FROM JUST E OF CRANE ST THROUGH JEFFERSON ST IN ANDOVER AND HAM LAKE-RECONSTRUCT FROM 2-LANE UNDIVIDED TO A 4-LANE DIVIDED ROADWAY INCLUDING SEPARATED BIKE/PED FACILITY, SIGNALIZED INTERSECTIONS AND IMPROVE AT-GRADE RAIL CROSSING	2.0	MC	GRADE AND SURFACE	STP	11,477,760	7,840,000	0	0	0	3,637,760
1818	CSAH 24	013-624-007	CHISAGO	**AC** ON CHISAGO CSAH 24 FROM CSAH 23(CHISAGO BLVD) TO STINSON AVE IN CHISAGO CITY-RDWAY IMPROVEMENTS(AC PROJECT-PAYBACK IN FY 2017 AND 2018)	2.0	RC	MILL AND OVERLAY	STP	1,440,000	960,000	960,000	0	0	480,000
1819	CSAH 8	019-608-001	DAKOTA COUNTY	DAKOTA CSAH 8 (WENTWORTH AVE) AT DAKOTA CSAH 73 (OAKDALE AVE) IN W ST. PAUL-ROUNDABOUT	0.0	SH	GRADE AND SURFACE	HSIP	896,000	806,400	0	0	0	89,600
1820	CSAH 46	027-646-007	HENNEPIN COUNTY	OVER GODFREY PKWY IN MPLS-REPLACE BRIDGE #90585	0.0	BR	BRIDGE REPLACEMENT	STP	2,240,000	1,792,000	0	0	0	448,000
1821	CSAH 53	027-653-021	HENNEPIN COUNTY	FROM JUST WEST OF WASHBURN AVE TO 16TH AVE IN RICHFIELD-RECONSTRUCT TO A SIMILAR ROADWAY TO THE EXISTING ON THE WEST END AND TO 3-LANES ON THE EAST	3.0	RD	TURN LANES	STP	19,700,000	7,840,000	0	0	0	11,860,000
1822	CSAH 146	027-746-005	HENNEPIN COUNTY	ON CSAH 146 (BROWN RD) OVER LONG LAKE CREEK IN ORONO-REPLACE BRIDGE #90622	0.0	BR	BRIDGE REPLACEMENT	STP	560,000	448,000	0	0	0	112,000
1823	PED/BIKE	091-090-028AC	THREE RIVERS PARK DISTRICT	**AC** CMAQ-PEDESTRIAN/BICYCLE TRAIL BETWEEN TRACY AVE AND FRANCE AVE/EDINA PROMENADE IN EDINA (AC PAYBACK 1 OF 1)	4.0	BT	PEDESTRIAN BIKE TRAIL	CMAQ	3,760,000	3,760,000	0	0	0	0
1824	PED/BIKE	091-090-076	THREE RIVERS PARK DISTRICT	FROM BOONE AVE N/36TH AVE N IN NEW HOPE TO 32ND AVE N AND XENIA AVE N IN CRYSTAL-PEDESTRIAN/BICYCLE TRAIL	3.0	EN	PEDESTRIAN BIKE TRAIL	TAP	1,153,600	922,880	0	0	0	230,720
1825	PED/BIKE	091-090-077	THREE RIVERS PARK DISTRICT	ALONG 57TH AVE N FROM E OF TH 100 TO N MISSISSIPPI REGIONAL PARK IN BROOKLYN CENTER-PEDESTRIAN/BICYCLE TRAIL	1.0	EN	PEDESTRIAN BIKE TRAIL	TAP	1,435,840	1,120,000	0	0	0	315,840
1826	CSAH 34	107-020-065	BLOOMINGTON	FROM W94TH ST TO T8500 BLOCK OF NORMANDALE BLVD IN BLOOMINGTON-RECONSTRUCT OF CSAH 34 (NORMANDALE BLVD) AS A 4-LANE DIVIDED ROADWAY WITH LEFT-TURN LANES AND MULTI-USE TRAILS	1.0	RC	GRADE AND SURFACE	STP	8,120,000	6,496,000	0	0	0	1,624,000
1827	LOCAL 999	107-030-006	BLOOMINGTON	CMAQ:INSTALLATION OF INTERCONNECT INFRASTRUCTURE, COMMUNICATIONS EQUIPMENT AND MANAGEMENT SOFTWARE, IMPLEMENTATION OF PHASING MODIFICATIONS AND DEVELOPMENT AND INSTALLATION OF NEW COORDINATED TIMING PLANS THROUGH BLOOMINGTON	12.0	TM	TRAFFIC MGMT. SYSTEM	CMAQ	1,120,000	896,000	0	0	0	224,000

ATP: M
Fiscal Year: 2016

STIP for FY 2014-2017

Seq #	Route System	Project Number	Agency	Description	Miles	Program	Type of Work	Proposed Funds	Total	FHWA	AC	FTA	TH	Other
1828	PED/BIKE	127-020-029	FRIDLEY	FROM MAIN STREET (CR 102) AND 57TH AVE NE TO 44TH AVE NE ACROSS I-694 IN FRIDLEY-PEDESTRIAN/BICYCLE BRIDGE AND TRAIL CONNECTION	2.0	EN	PEDESTRIAN BIKE BRIDGE	TAP	1,442,560	1,120,000	0	0	0	322,560
1829	PED/BIKE	130-090-004	HASTINGS	AT THREE POINTS ALONG THE VERMILLION RIVER BETWEEN THE INTERSECTION OF 3RD ST AND BAILY ST TO VERMILLION FALLS PARK IN HASTINGS-PEDESTRIAN/BICYCLE TRAIL	2.0	EN	PEDESTRIAN BIKE TRAIL	TAP	1,008,000	806,400	0	0	0	201,600
1830	PED/BIKE	141-030-022	MINNEAPOLIS	ON 7TH AND 8TH ST S FROM 1ST AVE N TO CHICAGO AVE AND ON 6TH AND 9TH ST S FROM 1ST AVE N TO 2ND AVE S IN MPLS-LANDSCAPING, PEDESTRIAN LIGHTING, PEDESTRIAN SAFETY IMPROVEMENTS	2.0	EN	PED/BIKE IMPROVEMENT	TAP	2,016,000	1,120,000	0	0	0	896,000
1831	LOCAL 999	141-030-023	MINNEAPOLIS	35TH AND 36TH ST BETWEEN PARK AVE AND BLAISDALE AVE IN MPLS-CONSTRUCT OVERHEAD SIGNAL INDICATIONS AT 16 INTERSECTIONS	0.0	SH	TRAFFIC SIGNAL REVISION	HSIP	1,344,000	1,209,600	0	0	0	134,400
1832	LOCAL 999	141-030-024	MINNEAPOLIS	38 SIGNALIZED INTERSECTIONS IN MPLS-INSTALL PEDESTRIAN COUNTDOWN SIGNALS	0.0	SH	TRAFFIC SIGNAL INST.	HSIP	341,600	306,880	0	0	0	34,720
1833	PED/BIKE	141-220-005	MINNEAPOLIS	RECONSTRUCTION OF 6TH AVE N WITH PRESERVATION OF HISTORIC PAVERS AND LOADING DOCKS, INSTALLATION OF SIDEWALKS FROM 5TH ST N TO THE END OF ST N OF WASHINGTON AVE	0.0	EN	PED/BIKE IMPROVEMENT	TAP	2,799,104	1,120,000	0	0	0	1,679,104
1834	LOCAL 999	164-020-123	SAINT PAUL	FROM GROTTO ST TO ARUNDEL ST AT MINNEHAHA AVE- EXTENSION OF PIERCE BUTLER ROUTE ON A NEW ALIGNMENT AS A 4-LANE ROADWAY WITH BIKE LANES AND SIDEWALKS	1.0	RC	GRADE AND SURFACE	STP	10,026,296	7,840,000	0	0	0	2,186,296
1835	LOCAL 999	164-080-012	SAINT PAUL	ON WHEELLOCK PKWY OVER THE TROUT BROOK STORM WATER STREAM, TROUT BROOK REGIONAL TRAIL AND CP RAILWAY BETWEEN ABLE ST AND PARK ST IN ST PAUL-RECONSTRUCT BRIDGE #90396	0.0	BI	BRIDGE REPAIR	STP	2,464,000	1,960,000	0	0	0	504,000
1836	PED/BIKE	164-646-002	SAINT PAUL	ON RAYMOND AVE FROM ENERGY PARK DR TO COMO AVE, STREET RECONSTRUCTION TO ADD CURB EXTENSIONS, BOULEVARD TREES, LANDSCAPING, PEDESTRIAN MEDIANS, SIDEWALK WIDENING	0.0	EN	PED/BIKE IMPROVEMENT	TAP	1,472,240	1,120,000	0	0	0	352,240
1837	PED/BIKE	199-090-001	RAMSEY	FROM MISSISSIPPI W REGIONAL PARK TO CITY LIMITS 3/8 MI W OF MNDOT WAYSIDE REST AREA/DAYTONPORT ROADSIDE PARKING AREA IN CITY OF RAMSEY-PEDESTRIAN/BICYCLE TRAIL	3.0	EN	PEDESTRIAN BIKE TRAIL	TAP	1,631,739	1,120,000	0	0	0	511,739
1838	MN 5	1002-100	MNDOT	E AND W JCT MN101 IN CHANHASSEN-ACCELERATION LANES	1.0	SH	GRADE AND SURFACE	HSIP	1,680,000	1,512,000	0	0	168,000	0

ATP: M
Fiscal Year: 2016

STIP for FY 2014-2017

Seq #	Route System	Project Number	Agency	Description	Miles	Program	Type of Work	Proposed Funds	Total	FHWA	AC	FTA	TH	Other
1839	MN 5	6201-87	MNDOT	**BP08** FROM HENNEPIN/RAMSEY CO LINE TO W 6TH ST IN ST PAUL-BUS STOP BUMPOUTS FOR RAPID BUS SERVICE (CHP 152 TRANSIT ADVANTAGE BONDS)	5.0	AM	GRADING	BF	5,000,000	0	0	0	0	5,000,000
1840	US 8	1301-110	MNDOT	**AB** FROM JCT MN95 (TERN AVE) IN FRANCONIA/SHAHER TO MIDDLE OF BRIDGE 6566 IN TAYLORS FALLS-RECONSTRUCT ROADWAY AND CORRECT SUBGRADE AND SLOPE FAILURE, TURN LANES, SIGNAL	3.0	RS	GRADE AND SURFACE	SF	8,200,000	0	0	0	8,200,000	0
1841	US 12	2713-107	MNDOT	AT HENNEPIN CSAH 90 IN INDEPENDENCE - CONSTRUCT LEFT TURN LANES	0.0	SC	TURN LANES	SF	790,000	0	0	0	790,000	0
1842	MN 13	1901-171	MNDOT	AT CSAH 5 IN BURNSVILLE- LANDSCAPING	1.0	RB	LANDSCAPING	SF	50,000	0	0	0	50,000	0
1843	I 35E	1982-179	MNDOT	NORTH SIDE FROM KETTLE PARK TO S OF KINGS ROAD IN EAGAN - NOISE BARRIER	0.0	NO	NOISE ABATEMENT	SF LF	845,000	0	0	0	761,000	84,000
1844	I 35E	6280-369	MNDOT	FROM ST. CLAIR AVE TO RAMSEY ST/GRAND AVE IN ST. PAUL - REDECK BRIDGES 9519, 62802 AND 62803	1.0	BI	REDECK	SF	1,425,000	0	0	0	1,425,000	0
1845	I 35W	0280-70	MNDOT	SB ENTRANCE RAMP FROM LAKE DR (ANOKA CSAH 23) TO S OF 85TH AVE IN BLAINE - CONSTRUCT SB PARALLEL ACCELERATION LANE, DRAINAGE, CURB & GUTTER	0.0	SC	GRADE AND SURFACE	SF	365,000	0	0	0	365,000	0
1846	I 35W	2782-316	MNDOT	FROM 42ND ST IN MINNEAPOLIS TO 66TH ST IN RICHFIELD - CORRIDOR LANDSCAPING	4.0	RB	LANDSCAPING	SF	500,000	0	0	0	500,000	0
1847	I 35W	2783-137	MNDOT	FROM HENNEPIN AVE TO JOHNSON ST IN MINNEAPOLIS - REDECK BRIDGES 27885, 27886, 27985, 27989, 27994, GUARDRAIL	1.0	BI	BRIDGE REPAIR	SF	2,045,000	0	0	0	2,045,000	0
1848	I 35W	6284-162	MNDOT	AT RAMSEY COUNTY RD H (T.C. ARSENAL ENTRANCE) IN ARDEN HILLS - REPLACE BRIDGE #9582 AND RAMP RECONSTRUCTION	1.0	BR	BRIDGE REPLACEMENT	SF	6,470,000	0	0	0	6,470,000	0
1849	I 35W	6284-163	MNDOT	AT RAMSEY CR E2 IN ARDEN HILLS - REPLACE BRIDGE 9570 AND APPROACHES, GUARDRAIL, RETAINING WALL, PED/BIKE TRAIL AND PONDING	0.0	BR	BRIDGE REPLACEMENT	SF	7,815,000	0	0	0	7,815,000	0
1850	I 35W	6284-166	MNDOT	FROM JCT MN36 IN ROSEVILLE TO JUST N I694 IN ARDEN HILLS/NEW BRIGHTON- MILL AND OVERLAY, DRAINAGE, GUARDRAIL, SIGNING, AUXILLIARY LANES	4.0	RS	MILL AND OVERLAY	NHPP	10,580,000	9,522,000	0	0	1,058,000	0
1851	MN 36	6212-148	MNDOT	**ADA** OVER LEXINGTON AVENUE IN ROSEVILLE- REPLACE BRIDGE 5723 AND APPROACHES, SIGNALS, TMS, ADA, GUARDRAIL, STORM SEWER AND PONDS	1.0	BR	BRIDGE REPLACEMENT	SF BF LF	13,600,000	0	0	0	2,680,000	10,920,000

ATP: M
Fiscal Year: 2016

STIP for FY 2014-2017

Seq #	Route System	Project Number	Agency	Description	Miles	Program	Type of Work	Proposed Funds	Total	FHWA	AC	FTA	TH	Other
1852	MN 36	8214-114AH	MNDOT	ST CROIX MIT ITEM - KOLLINER PARK: REMOVAL OF NON-HISTORIC ELEMENTS TO ALLOW REVERSION TO "NATURAL"-WISCONSIN LET	2.0	RC	GRADE AND SURFACE	SF	9,518	0	0	0	4,759	4,759
1853	MN 36	8214-114AK	MNDOT	FROM N SUNNYSIDE DR TO CHESTNUT ST IN STILLWATER - MULTI-USE LOOP TRAIL AS PART OF ST CROIX MITIGATION PACKAGE	2.0	RC	GRADE AND SURFACE	SF LF	2,600,000	0	0	0	1,300,000	1,300,000
1854	MN 41	1008-81	MNDOT	HISTORIC CHASKA ATHLETIC PARK IN CHASKA- LANDSCAPING	0.0	RB	LANDSCAPING	SF	50,000	0	0	0	50,000	0
1855	MN 47	0206-65	MNDOT	AT 142ND AVENUE IN RAMSEY-RECONSTRUCT CENTER RAISED MEDIAN TO GAIN POSITIVE OFFSET FOR NB AND SB LEFT TURN LANES	0.0	SH	SPOT IMPROVEMENT	HSIP	280,000	252,000	0	0	28,000	0
1856	US 52	6244-101	MNDOT	FROM PLATO BLVD TO I94 IN ST. PAUL - LANDSCAPING	1.0	RB	LANDSCAPING	SF	300,000	0	0	0	300,000	0
1857	MN 56	1911-24	MNDOT	PGR RR, JUST S OF 292ND ST E IN RANDOLPH TOWNSHIP- INSTALL GATES AND FLASHING LIGHTS	0.0	SR	RR X-ING IMPROVEMENTS	RRS	225,000	225,000	0	0	0	0
1858	US 61	8205-137	MNDOT	**ADA** FROM MAYCREST AVE TO US10 INTERSECTION IN DENMARK TOWNSHIP-CONSTRUCT TURN LANES, MAYCREST AVE CONNECTION, MILL AND OVERLAY, STORM SEWER, PONDS, GUARDRAIL, ADA CURB RAMPS	1.0	SC	TURN LANES	SF	5,370,000	0	0	0	5,370,000	0
1859	US 61	8205-141	MNDOT	WASHINGTON CSAH19 OVER US61 IN COTTAGE GROVE - CLEAN BEARINGS, REPLACE JOINTS & MINOR SUBSTRUCTURE REPAIRS ON BRIDGE #9071	0.0	BI	BRIDGE REPAIR OTHER	SF	130,000	0	0	0	130,000	0
1860	US 61	8206-45	MNDOT	NORTH AND SOUTH INTERSECTIONS OF TH 97 AND US61 IN FOREST LAKE-RECONSTRUCT, REMOVE SIGNALS AND CONSTRUCT ROUNDABOUTS, REVISE SCHOOL ENTRANCE TO FOREST LAKE HIGH SCHOOL, PROVIDE GRADE SEPARATED BIKE/PED FACILITIES	1.0	SC	GRADE AND BRIDGE	STP	6,720,000	5,376,000	0	0	1,344,000	0
1861	MN 77	1925-56	MNDOT	AT DAKOTA CSAH32 (CLIFF RD) OVER MN77 IN EAGAN - MILL, LOW SLUMP OVERLAY, REPLACE JOINTS BRIDGE# 19067	0.0	BI	BRIDGE OVERLAY	SF	575,000	0	0	0	575,000	0
1862	I 94	6282-201	MNDOT	AT GROTTO ST N IN ST. PAUL-REPLACE PED BRIDGE 9773	0.0	BR	BRIDGE REPLACEMENT	SF	1,900,000	0	0	0	1,900,000	0
1863	I 94	6282-204	MNDOT	FROM JUST E OF DALE ST TO JUST W OF PELHAM BLVD IN ST PAUL - REPAIR BRIDGES 9379, 9381, 9452, 9457, 9663, REDECK BRIDGES 9383, 62813, 62845 AND MILL AND OVERLAY BRIDGE 9387	4.0	BI	BRIDGE REPAIR	SF	6,685,000	0	0	0	6,685,000	0

ATP: M
Fiscal Year: 2016

STIP for FY 2014-2017

Seq #	Route System	Project Number	Agency	Description	Miles	Program	Type of Work	Proposed Funds	Total	FHWA	AC	FTA	TH	Other
1864	I 94	6283-175	MNDOT	EB I94 FROM 7TH ST EXIT TO MOUNDS BLVD IN ST PAUL- ADD AUXILIARY LANE, NOISEWALL, DRAINAGE, POND, TMS, SIGNING, LIGHTING, GUARDRAIL	1.0	SC	GRADE AND SURFACE	NHPP	3,460,000	3,114,000	0	0	346,000	0
1865	I 94	6283-234	MNDOT	**ADA** FROM JUST E MOUNDS BLVD IN ST PAUL TO E OF MN120 IN WOODBURY AND ON US61 FROM JUST N BURNS AVE TO W JCT MN5 IN ST PAUL- UNBONDED CONCRETE OVERLAY, BITUMINOUS M&O, CONCRETE WHITE TOPPING, REPAIR BRIDGES 62706, 62861, 62862, 62838 AND 62870, AND PIER STRUT WORK ON BRIDGES 9147, 9148, 62868, 62869, DRAINAGE, SIGNALS, LIGHTING, SIGNING, GUARDRAIL, TMS AND ADA	7.0	RC	UNBONDED CONCRETE OVERLAY	NHPP	32,610,000	29,349,000	0	0	3,261,000	0
1866	MN 95	1306-46	MNDOT	AT GRAND AVE (CHISAGO CSAH 14) IN NORTH BRANCH- CONSTRUCT ROUNDABOUT	0.0	SC	SPOT IMPROVEMENT	SF	1,380,000	0	0	0	1,380,000	0
1867	MN 95	1909-94	MNDOT	**ADA** AT ARGENTA TRAIL(DAKOTA CSAH 63) IN INVER GROVE HEIGHTS-CONVERT TEMPORARY SIGNAL TO PERMANENT SIGNAL WITH ADA CROSSING, DUAL LEFT TURN LANES	0.0	SC	SPOT IMPROVEMENT	SF	470,000	0	0	0	470,000	0
1868	MN 100	2733-89	MNDOT	FROM JCT I494 IN BLOOMINGTON TO JUST N OF W 36TH ST IN ST LOUIS PARK-BITUMINOUS OVERLAY, DRAINAGE, GUARDRAIL IMPROVEMENTS, OVERLAY OF BRIDGES 9431, 9500, 27103, 27104 AND MISC REPAIR OF BRIDGES 27210, 9432, 27029, 27102	5.0	RD	BITUMINOUS OVERLAY	STP	15,905,000	12,724,000	0	0	3,181,000	0
1869	MN 100	2735-193	MNDOT	SB ENTRANCE RAMP FROM DULUTH ST TO MN100 IN GOLDEN VALLEY- CONSTRUCT HOV BYPASS, DRAINAGE, TMS	0.0	TM	GRADE AND SURFACE	SF	270,000	0	0	0	270,000	0
1870	US 169	2750-82	MNDOT	FROM MN610 IN BROOKLYN PARK TO US10 IN ANOKA- SIGNAL COORDINATION, DEPLOY CC CAMERAS, AND DYNAMIC MESSAGE SIGNS	5.0	TM	SIGNALS & CAMERA INSTALLATION	CMAQ	1,152,197	921,758	0	0	230,439	0
1871	US 169	2750-84	MNDOT	AT 93RD AVE IN BROOKLYN PARK/OSSEO-LANDSCAPING	0.0	RB	LANDSCAPING	SF	50,000	0	0	0	50,000	0
1872	US 169	2772-103	MNDOT	ON EAST SIDE FROM 42ND AVE N TO 49TH ST N IN NEW HOPE - NOISE WALL	1.0	NO	NOISE ABATEMENT	SF LF	1,355,000	0	0	0	1,220,000	135,000
1873	US 169	7005-106	MNDOT	FROM CANTERBURY RD(SCOTT CSAH 83) TO CSAH 21 IN SHAKOPEE-RECONSTRUCT AND WIDEN RIGHT SHOULDER TO BUS SHOULDER AND ADD SIGNAGE, GUARDRAIL	3.0	TM	GRADE AND SURFACE	SF	1,000,000	0	0	0	1,000,000	0
1874	US 169	7005-114	MNDOT	AT CR 69 IN JACKSON TWP-LANDSCAPING	1.0	RB	LANDSCAPING	SF	50,000	0	0	0	50,000	0

ATP: M
Fiscal Year: 2016

STIP for FY 2014-2017

Seq #	Route System	Project Number	Agency	Description	Miles	Program	Type of Work	Proposed Funds	Total	FHWA	AC	FTA	TH	Other
1875	US 169	7005-88	MNDOT	FROM SOUTH OF HENNEPIN/SCOTT CO LINE IN SHAKOPEE TO EAST OF US169 IN SAVAGE - TMS INSTALLATION	2.0	TM	TRAFFIC MGMT. SYSTEM	SF	500,000	0	0	0	500,000	0
1876	MN 252	2748-62	MNDOT	FROM MN610 IN BROOKLYN PARK TO I694 IN BROOKLYN CENTER-SIGNAL COORDINATION, DEPLOY CC CAMERAS, AND DYNAMIC MESSAGE SIGNS	4.0	TM	SIGNALS & CAMERA INSTALLATION	CMAQ	839,039	671,232	0	0	167,807	0
1877	MN 280	6241-102	MNDOT	FROM JUST S COMO IN LAUDERDALE TO I35W IN ROSEVILLE-MILL AND OVERLAY AND PARTIAL RECONSTRUCT	2.0	RC	MILL AND OVERLAY	NHPP	2,432,000	1,945,600	0	0	486,400	0
1878	I 494	2785-330AC	MNDOT	**AC** FROM N OF I394 IN MINNETONKA TO I94/I494/I694 INTERCHANGE IN MAPLE GROVE - UNBONDED CONCRETE OVERLAY, CPR, RIGHT SIDE DYNAMIC SHOULDER, SIGNING, STRIPING, DRAINAGE, TMS, NOISE WALLS, REDECK AND WIDEN BRIDGES 27973, 27974, 27975, 27976, 27977, 27978, AND REDECK BRIDGE 27905(AC PAYBACK 1 OF 1)	8.0	RC	GRADE AND BRIDGE	NHPP	31,654,000	31,654,000	0	0	0	0
1879	MN 999	8825-478	MNDOT	METROWIDE-LOOP REPLACEMENTS	0.0	TM	TRAFFIC MGMT. SYSTEM	SF	75,000	0	0	0	75,000	0
1880	MN 999	8825-480	MNDOT	METROWIDE - DMS REPLACEMENT	0.0	TM	TRAFFIC MGMT. SYSTEM	SF	425,000	0	0	0	425,000	0
1881	MN 999	880M-ADA-16	MNDOT	**ADA** METRO SETASIDE FOR ADA PROJECT FOR FY 2016	0.0	SC	CURB & GUTTER	STP	1,080,000	860,000	0	0	220,000	0
1882	MN 999	880M-AM-16	MNDOT	METRO SETASIDE FOR MUNICIPAL AGREEMENT PROJECTS FOR FY 2016	0.0	AM	MISCELLANEOUS	SF	3,000,000	0	0	0	3,000,000	0
1883	MN 999	880M-CA-16	MNDOT	METRO SETASIDE -CONSULTANT DESIGN -2016	0.0	CA	MISCELLANEOUS	SF	8,000,000	0	0	0	8,000,000	0
1884	MN 999	880M-CM-16	MNDOT	METRO SETASIDE FOR LOWER COST CONGESTION MGMT PROJECT FOR FY 2016	0.0	SC	MISCELLANEOUS	SF	2,100,000	0	0	0	2,100,000	0
1885	MN 999	880M-ML-16	MNDOT	METRO SETASIDE FOR MANAGED LANE IMPLEMENTATION PROJECT FOR FY 2016	0.0	RC	MISCELLANEOUS	NHPP	20,000,000	15,000,000	0	0	5,000,000	0
1886	MN 999	880M-NO-16	MNDOT	METRO SETASIDE FOR NOISE ABATEMENT PROJECTS FOR FY 2016	0.0	NO	NOISE ABATEMENT	SF	25,000	0	0	0	25,000	0
1887	MN 999	880M-PM-16	MNDOT	METRO SETASIDE FOR PREVENTIVE MAINTENANCE PROJECTS FOR FY 2016	0.0	PM	PREVENTIVE MAINTENANCE	SF	5,000,000	0	0	0	5,000,000	0
1888	MN 999	880M-RB-16	MNDOT	METRO SETASIDE FOR LANDSCAPING & LANDSCAPE PARTNERSHIPS FOR FY 2016	0.0	RB	LANDSCAPING	SF	100,000	0	0	0	100,000	0

ATP: M
Fiscal Year: 2016

STIP for FY 2014-2017

Seq #	Route System	Project Number	Agency	Description	Miles	Program	Type of Work	Proposed Funds	Total	FHWA	AC	FTA	TH	Other
1889	MN 999	880M-RS-16	MNDOT	METRO SETASIDE FOR RESURFACING & RECONDITIONING PROJECTS FOR FY 2016	0.0	RS	MILL AND OVERLAY	STP	1,795,000	1,436,000	0	0	359,000	0
1890	MN 999	880M-RW-16	MNDOT	METRO SETASIDE FOR RIGHT OF WAY FOR FY 2016	0.0	RW	RIGHT OF WAY	SF	18,200,000	0	0	0	18,200,000	0
1891	MN 999	880M-RX-16	MNDOT	METRO SETASIDE FOR ROAD REPAIR FOR FY 2016	0.0	RX	ROAD REPAIR	SF	4,600,000	0	0	0	4,600,000	0
1892	MN 999	880M-SA-16	MNDOT	METRO SETASIDE FOR SUPPLEMENTAL AGREEMENTS/OVERRUNS FOR FY 2016	0.0	SA	SUPP. AGREE. & COST OVERRUNS	SF	10,000,000	0	0	0	10,000,000	0
1893	MN 999	880M-SC-16	MNDOT	METRO SETASIDE FOR SAFETY CAPACITY PROJECTS FOR FY 2016	0.0	SC	SPOT IMPROVEMENT	SF	910,000	0	0	0	910,000	0
1894	LOCAL 999	880M-SHL-16	MNDOT	METRO ATP SETASIDE FOR HSIP PROJECTS YET TO BE SELECTED FOR FY 2016	0.0	SH	SPOT IMPROVEMENT	HSIP	9,020,244	8,118,220	0	0	0	902,024
1895	MN 999	880M-TE-16	MNDOT	METRO SETASIDE FOR TRAFFIC ENGINEERING (\$5M), ROADSIDE SAFETY(\$0.215M), TMS(\$0) & WRE (\$0.350M) FOR FY 2016	0.0	SC	MISCELLANEOUS	SF	5,565,000	0	0	0	5,565,000	0
1896	MN 999	880M-TM-16	MNDOT	METRO SETASIDE-TRAFFIC MANAGEMENT STATE FURNISHED MATERIALS FOR METRO PROJECTS IN FY 2016	0.0	TM	TRAFFIC MGMT. SYSTEM	SF	400,000	0	0	0	400,000	0
1897	MN 999	880M-TR-16	MNDOT	METRO SETASIDE-TEAM TRANSIT FOR METRO PROJECTS IN FY 2016	0.0	TM	TRAFFIC MGMT. SYSTEM	SF	730,000	0	0	0	730,000	0
1898	MN 999	880M-TRLF-16	MNDOT	**TRLF** REPAYMENT, FY 2016, TRLF LOANS USED FOR RIGHT OF WAY PURCHASE ON TH 212 & TH 65	0.0	RW	RIGHT OF WAY	SF	2,244,000	0	0	0	2,244,000	0
									\$640,443,125	\$197,261,730	\$960,000	\$149,062,140	\$129,579,405	\$164,539,850

ATP: M
Fiscal Year: 2017

STIP for FY 2014-2017

Seq #	Route System	Project Number	Agency	Description	Miles	Program	Type of Work	Proposed Funds	Total	FHWA	AC	FTA	TH	Other
1899	BB	TRF-TCMT-17	MET COUNCIL-MT	SECT 5307: TWIN CITIES MET COUNCIL MT-SUPPORT FACILITY ROOF REFURBISHMENT	0.0	B9	BUS GRANT CAPITAL IMPROVEMENT	FTA	300,000	0	0	240,000	0	60,000
1900	BB	TRF-TCMT-17A	MET COUNCIL-MT	SECT 5307: TWIN CITIES MET COUNCIL MT-RECAULK WALLS OF SUPPORT FACILITIES	0.0	B9	BUS GRANT CAPITAL IMPROVEMENT	FTA	3,100,000	0	0	2,480,000	0	620,000
1901	BB	TRF-TCMT-17B	MET COUNCIL-MT	SECT 5337: TWIN CITIES MET COUNCIL MT-CCLRT FACILITY MODIFICATIONS	0.0	GR	BUS GRANT CAPITAL IMPROVEMENT	FTA	250,000	0	0	200,000	0	50,000
1902	BB	TRF-TCMT-17C	MET COUNCIL-MT	SECT 5307: TWIN CITIES MET COUNCIL MT-ONBOARD PEDESTRIAN DETECTION SYSTEM TRANSIT TECHNOLOGY SYSTEMS	0.0	B9	BUS GRANT CAPITAL IMPROVEMENT	FTA	177,000	0	0	141,600	0	35,400
1903	BB	TRF-TCMT-17D	MET COUNCIL-MT	SECT 5307: TWIN CITIES MET COUNCIL MT-ASSOCIATED CAPITAL MAINTENANCE-BUS	0.0	B9	BUS GRANT CAPITAL IMPROVEMENT	FTA	1,437,621	0	0	1,150,097	0	287,524
1904	BB	TRF-TCMT-17E	MET COUNCIL-MT	SECT 5307: TWIN CITIES MET COUNCIL MT-CAPITAL LEASE-TIRES	0.0	B9	PURCHASE BUS	FTA	4,362,247	0	0	3,489,798	0	872,449
1905	BB	TRF-TCMT-17F	MET COUNCIL-MT	SECT 5307: TWIN CITIES MET COUNCIL MT-PREVENTIVE MAINTENANCE	0.0	B9	BUS GRANT CAPITAL IMPROVEMENT	FTA	5,000,000	0	0	4,000,000	0	1,000,000
1906	BB	TRF-TCMT-17G	MET COUNCIL-MT	SECT 5307: TWIN CITIES MET COUNCIL MT-SECURITY/SAFETY FOR 1%	0.0	B9	BUS GRANT CAPITAL IMPROVEMENT	FTA	825,000	0	0	660,000	0	165,000
1907	BB	TRF-TCMT-17H	MET COUNCIL-MT	SECT 5307: TWIN CITIES MET COUNCIL MT-TRANSIT ENHANCEMENTS 1%	0.0	B9	BUS GRANT CAPITAL IMPROVEMENT	FTA	715,000	0	0	572,000	0	143,000
1908	BB	TRF-TCMT-17J	MET COUNCIL-MT	SECT 5307: TWIN CITIES MET COUNCIL MT-TRANSIT BUSINESS COMPUTER HW & SW	0.0	B9	BUS GRANT CAPITAL IMPROVEMENT	FTA	1,664,000	0	0	1,331,200	0	332,800
1909	BB	TRF-TCMT-17K	MET COUNCIL-MT	SECT 5307: TWIN CITIES MET COUNCIL MT-ENERGY IMPROVEMENT	0.0	B9	BUS GRANT CAPITAL IMPROVEMENT	FTA	1,000,000	0	0	800,000	0	200,000
1910	BB	TRF-TCMT-17L	MET COUNCIL-MT	SECT 5307: TWIN CITIES MET COUNCIL MT-OPERATIONS COMMUNICATIONS & CONTROL CAPITAL EQUIPMENT, HARDWARE & SOFTWARE REPLACEMENT & EXPANSION	0.0	B9	BUS GRANT CAPITAL IMPROVEMENT	FTA	785,000	0	0	628,000	0	157,000

ATP: M
Fiscal Year: 2017

STIP for FY 2014-2017

Seq #	Route System	Project Number	Agency	Description	Miles	Program	Type of Work	Proposed Funds	Total	FHWA	AC	FTA	TH	Other
1911	BB	TRF-TCMT-17M	MET COUNCIL-MT	SECT 5307: TWIN CITIES MET COUNCIL MT-FARE COLLECTION CAPITAL EQUIPMENT, HARDWARE & SOFTWARE REPLACEMENT & EXPANSION	0.0	B9	BUS GRANT CAPITAL IMPROVEMENT	FTA	300,000	0	0	240,000	0	60,000
1912	BB	TRF-TCMT-17N	MET COUNCIL-MTS	SECT 5307: TWIN CITIES MET COUNCIL MTS-METRO MOBILITY CAPITAL COST OF CONTRACTING FOR SERVICES	0.0	B9	BUS GRANT CAPITAL IMPROVEMENT	FTA	5,312,500	0	0	4,250,000	0	1,062,500
1913	BB	TRF-TCMT-17P	MET COUNCIL-MTS	SECT 5307: TWIN CITIES MET COUNCIL MTS-REGIONAL FLEET CAPITAL COST OF CONTRACTING	0.0	B9	BUS GRANT CAPITAL IMPROVEMENT	FTA	3,750,000	0	0	3,000,000	0	750,000
1914	BB	TRF-TCMT-17Q	MET COUNCIL-MTS	SECT 5307: TWIN CITIES MET COUNCIL MTS-MTS BUS ACQUISITION	0.0	B9	PURCHASE BUS	FTA	16,600,000	0	0	13,280,000	0	3,320,000
1915	BB	TRF-TCMT-17R	MET COUNCIL-MTS	SECT 5307: TWIN CITIES MET COUNCIL U OF M-U OF MN BUS ACQUISITION	0.0	B9	PURCHASE BUS	FTA	343,750	0	0	275,000	0	68,750
1916	BB	TRF-TCMT-17S	MET COUNCIL-MT	SECT 5337: TWIN CITIES MET COUNCIL MT-OVERHAUL LIGHT RAIL VEHICLES & ASSOCIATED LRV EQUIPMENT	0.0	GR	BUS GRANT CAPITAL IMPROVEMENT	FTA	7,630,979	0	0	6,104,783	0	1,526,196
1917	BB	TRF-TCMT-17T	MET COUNCIL-MT	SECT 5337: TWIN CITIES MET COUNCIL MT-LRV EQUIPMENT & TECHNOLOGY, HOIST REPLACEMENT	0.0	GR	BUS GRANT CAPITAL IMPROVEMENT	FTA	250,000	0	0	200,000	0	50,000
1918	BB	TRF-TCMT-17U	MET COUNCIL-MT	SECT 5307: TWIN CITIES MET COUNCIL MT-MAJOR IMPROVEMENT TO SUPPORT FACILITIES	0.0	B9	BUS GRANT CAPITAL IMPROVEMENT	FTA	1,250,000	0	0	1,000,000	0	250,000
1919	BB	TRF-TCMT-17V	MET COUNCIL-MT	SECT 5307: TWIN CITIES MET COUNCIL MT-PUBLIC SUPPORT FACILITIES REFURBISHMENT	0.0	B9	BUS GRANT CAPITAL IMPROVEMENT	FTA	335,840	0	0	268,672	0	67,168
1920	BB	TRF-TCMT-17W	MET COUNCIL-MT	SECT 5307: TWIN CITIES MET COUNCIL MT-I35W BRT/EXPRESS SERVICE BUSES	0.0	B9	BUS GRANT CAPITAL IMPROVEMENT	FTA	15,690,140	0	0	13,336,619	0	2,353,521
1921	BB	TRF-TCMT-17X	MET COUNCIL-MT	SECT 5307: TWIN CITIES MET COUNCIL MT-BUS ACQUISITION	0.0	B9	PURCHASE BUS	FTA	13,094,241	0	0	11,130,105	0	1,964,136
1922	BB	TRF-TCMT-17Y	METRO TRANSIT	SECT 5309: SOUTHWEST CORRIDOR LIGHT RAIL TRANSIT PROJECT-NEW START FFGA 2015 APPROPRIATION	0.0	B3	GRADE AND SURFACE	FTA	200,000,000	0	0	100,000,000	0	100,000,000
1923	CSAH 24	013-624-007AC1	CHISAGO	**AC** ON CHISAGO CSAH 24 FROM CSAH 23(CHISAGO BLVD) TO STINSON AVE IN CHISAGO CITY-RDWY IMPROVEMENTS(AC PAYBACK 1 OF 2)	2.0	RC	MILL AND OVERLAY	STP	600,000	600,000	0	0	0	0

ATP: M
Fiscal Year: 2017

STIP for FY 2014-2017

Seq #	Route System	Project Number	Agency	Description	Miles	Program	Type of Work	Proposed Funds	Total	FHWA	AC	FTA	TH	Other
1924	PED/BIKE	019-090-013AC	DAKOTA COUNTY	**AC** MISS RIVER REG TR, SCHARRS BLUFF TO MISS RIVER, SPRING LK RARK RESERVE, NININGER TWP- CONSTRUCT PED/BIKE TR & TRAILHEAD FACILITY (WAS 091-090-057) (AC PAYBACK 1 OF 1)	2.0	EN	PED/BIKE IMPROVEMENT	TAP	759,108	759,108	0	0	0	0
1925	CSAH 9	019-609-018AC	DAKOTA COUNTY	**AC** FROM DAKOTA CSAH 46/2 IN NEW MARKET TWP TO DAKOTA CSAH 70 IN LAKEVILLE AND EUREKA TWP- RECONSTRUCT 2-LANE ROADWAY WITH PAVED SHOULDERS & TURN LANES (AC PAYBACK 1 OF 1)	5.0	RC	GRADE AND SURFACE	STP	5,610,000	5,610,000	0	0	0	0
1926	CSAH 81	027-681-034	HENNEPIN COUNTY	FROM N OF 63RD AVE N TO N OF CSAH 8 IN BROOKLYN PARK-RECONSTRUCT TO A MULTI-LANE DIVIDED ROADWAY INCLUDING CONCRETE MEDIAN AND A MUTLI-USE TRAIL	1.0	RC	GRADE AND SURFACE	STP	13,350,000	7,840,000	0	0	0	5,510,000
1927	CITY	141-454-001AC	MINNEAPOLIS	**AC** COLUMBIA AVE NE TO TH 47 ACCESS RAMP- REPLACE BR 90664 OVER BNSF NORTHTOWN YARD & APPROACHES (AC PAYBACK 1 OF 1)	0.0	BR	BRIDGE REPLACEMENT	STP	8,960,000	8,960,000	0	0	0	0
1928	LOCAL 999	164-090-014	SAINT PAUL	FROM HARRIET ISLAND REGIONAL PARK IN ST PAUL TO THE MISSISSIPPI RIVER REGIONAL TRAIL IN SOUTH ST PAUL-PED/BICYCLE TRAIL	2.0	EN	PEDESTRIAN BIKE TRAIL	STP	7,693,280	6,154,624	0	0	0	1,538,656
1929	CITY	164-158-020AC	SAINT PAUL	**AC** 300 FT W OF TO 300 FT E OF MARKET ST, ST PAUL- REPLACE KELLOGG ST BR 92798 OVER RAVINE & APPROACHES (AC PAYBACK 1 OF 1)	0.0	BR	BRIDGE REPLACEMENT	STP	1,100,000	1,100,000	0	0	0	0
1930	CSAH 60	188-020-021AC	LAKEVILLE	**AC** AT DAKOTA CSAH 60 (185TH ST) & DAKOTA CSAH 50 (KENWOOD TR) IN LAKEVILLE- CONSTRUCT ROUNDABOUT (AC PAYBACK 1 OF 1)	0.0	RC	GRADE AND SURFACE	STP	1,632,000	1,632,000	0	0	0	0
1931	MN 149	195-010-010AC	EAGAN	**AC** FROM TH 55 TO JUST NORTH OF I-494 IN EAGAN- RECONSTRUCT FROM 4-LN RDWY TO 5-LN RDWY, TRAIL (AC PAYBACK 1 OF 1)	1.0	RC	GRADE AND SURFACE	STP	2,146,400	2,146,400	0	0	0	0
1932	MN 3	1920-41	MNDOT	JUST S MN50 IN CASTLE ROCK TWP TO JUST N 170TH ST IN EMPIRE TWP-MILL AND OVERLAY	5.0	RS	MILL AND OVERLAY	STP	3,500,000	2,800,000	0	0	700,000	0
1933	MN 5	2701-49	MNDOT	FROM CSAH 4 (EDEN PRAIRIE RD) TO FULLER RD/VENTURE LANE IN EDEN PRAIRIE-MILL AND OVERLAY	1.0	RS	MILL AND OVERLAY	STP	750,000	600,000	0	0	150,000	0
1934	MN 13	7001-112	MNDOT	FROM E OF US 169 IN SAVAGE TO JUST E OF WASHBURN AVE IN BURNSVILLE-MILL AND OVERLAY	4.0	RS	MILL AND OVERLAY	NHPP	5,000,000	4,000,000	0	0	1,000,000	0
1935	I 35E	1982-178	MNDOT	S OF I35E FROM S OF ASTON CIRCLE TO MCANDREWS RD E IN BURNSVILLE - NOISE WALL	0.0	NO	NOISE ABATEMENT	SF LF	645,000	0	0	0	580,000	65,000
1936	I 35E	6280-381	MNDOT	S OF UNIVERSITY AVE TO JUST N OF MARYLAND AVE IN ST PAUL-LANDSCAPING	1.0	RB	LANDSCAPING	SF	300,000	0	0	0	300,000	0

ATP: M
Fiscal Year: 2017

STIP for FY 2014-2017

Seq #	Route System	Project Number	Agency	Description	Miles	Program	Type of Work	Proposed Funds	Total	FHWA	AC	FTA	TH	Other
1937	I 35E	6280-382	MNDOT	FROM I94 IN ST PAUL TO JUST N LITTLE CANADA RD IN LITTLE CANADA-LANDSCAPING	5.0	RB	LANDSCAPING	SF	300,000	0	0	0	300,000	0
1938	I 35W	2782-327	MNDOT	FROM 46TH ST TO I94 IN MPLS - MANAGED LANE COMPLETION, PAVEMENT RECONSTRUCTION AND REPAIR, NOISEWALLS, TMS, DRAINAGE, LIGHTING, REPLACE BRIDGES 9731, 9733, 27842, 27843, 27867, 27868, 27869, 27870, 27871, 27872	4.0	MC	GRADE AND BRIDGE	NHPP BF	121,000,000	58,110,000	0	0	0	62,890,000
1939	MN 36	8214-161	MNDOT	EASTSIDE OF MN95 TO ST CROIX RIVER FROM BAYPORT TO LIFT BRIDGE - LANDSCAPING	0.0	RB	LANDSCAPING	SF	175,000	0	0	0	175,000	0
1940	MN 36	8217-4654D	MNDOT	**ELLA** OVER ST CROIX RIVER - LIFT BRIDGE MGMT PLAN AND REPAIR CONVERSION PROJECT FOR BRIDGE # 4654 AS PART OF ST CROIX MITIGATION PACKAGE	0.0	BR	BRIDGE REPAIR	BF	11,600,000	0	0	0	0	11,600,000
1941	MN 50	1904-27	MNDOT	FROM MN3 IN FARMINGTON TO US52 IN HAMPTON-MILL AND OVERLAY	8.0	RS	MILL AND OVERLAY	STP	4,000,000	3,200,000	0	0	800,000	0
1942	MN 51	6215-101	MNDOT	FROM DAYTON AVE TO PIERCE BUTLER IN ST PAUL-MILL AND OVERLAY	2.0	RS	MILL AND OVERLAY	STP	1,500,000	1,200,000	0	0	300,000	0
1943	MN 51	6216-127	MNDOT	FROM COMO AVE IN ST PAUL TO MN36 IN ROSEVILLE- CPR AND DIAMOND GRINDING	2.0	RD	CONCRETE PAVEMENT REHAB	STP	2,750,000	2,200,000	0	0	550,000	0
1944	I 94	2781-432	MNDOT	FROM NICOLLET AVE IN MPLS TO W SHINGLE CREEK BRIDGE 27909 IN BROOKLYN CENTER-MAJOR CPR AND DIAMOND GRINDING, DRAINAGE AND MISC REPAIR ON 50 BRIDGES	9.0	RD	CONCRETE PAVEMENT REHAB	NHPP	31,615,000	28,453,500	0	0	3,161,500	0
1945	I 94	2781-452	MNDOT	BETWEEN I394 AND MN55 IN MPLS-REPAIR BRIDGES 27726, 27726A, 27726B, 27727, 27727A, 27727B, 27728	0.0	BI	BRIDGE REPAIR	NHPP	1,700,000	1,530,000	0	0	170,000	0
1946	I 94	2781-453	MNDOT	AT HENNEPIN/LYNDALE TUNNEL (BRIDGE 27832) AND EB I94 UNDER I35W TUNNEL (BRIDGE 27834) IN MPLS-TILE REPAIR	1.0	BI	BRIDGE REPAIR	NHPP	2,230,000	2,007,000	0	0	223,000	0
1947	I 94	6282-203	MNDOT	ON S SIDE OF I 94, FROM SNELLING AVE N TO PASCAL ST N IN ST PAUL-NOISE WALL	0.0	NO	NOISE ABATEMENT	SF LF	630,000	0	0	0	565,000	65,000
1948	MN 100	2734-50	MNDOT	FROM 36TH ST TO CEDAR LAKE RD IN ST LOUIS PARK- LANDSCAPING	2.0	RB	LANDSCAPING	SF	250,000	0	0	0	250,000	0
1949	MN 110	1918-110	MNDOT	**AB** JUST E I35E IN MENDOTA HTS TO I494 IN INVER GROVE HTS-RECLAMATION/WHITE TOPPING	4.0	RD	GRADE AND SURFACE	STP	6,000,000	4,800,000	0	0	1,200,000	0
1950	MN 149	6223-20	MNDOT	OVER MISSISSIPPI RIVER IN ST PAUL - REDECK & APPROACH WORK ON BRIDGE #62090	1.0	BI	REDECK	BF	14,180,000	0	0	0	0	14,180,000

ATP: M
Fiscal Year: 2017

STIP for FY 2014-2017

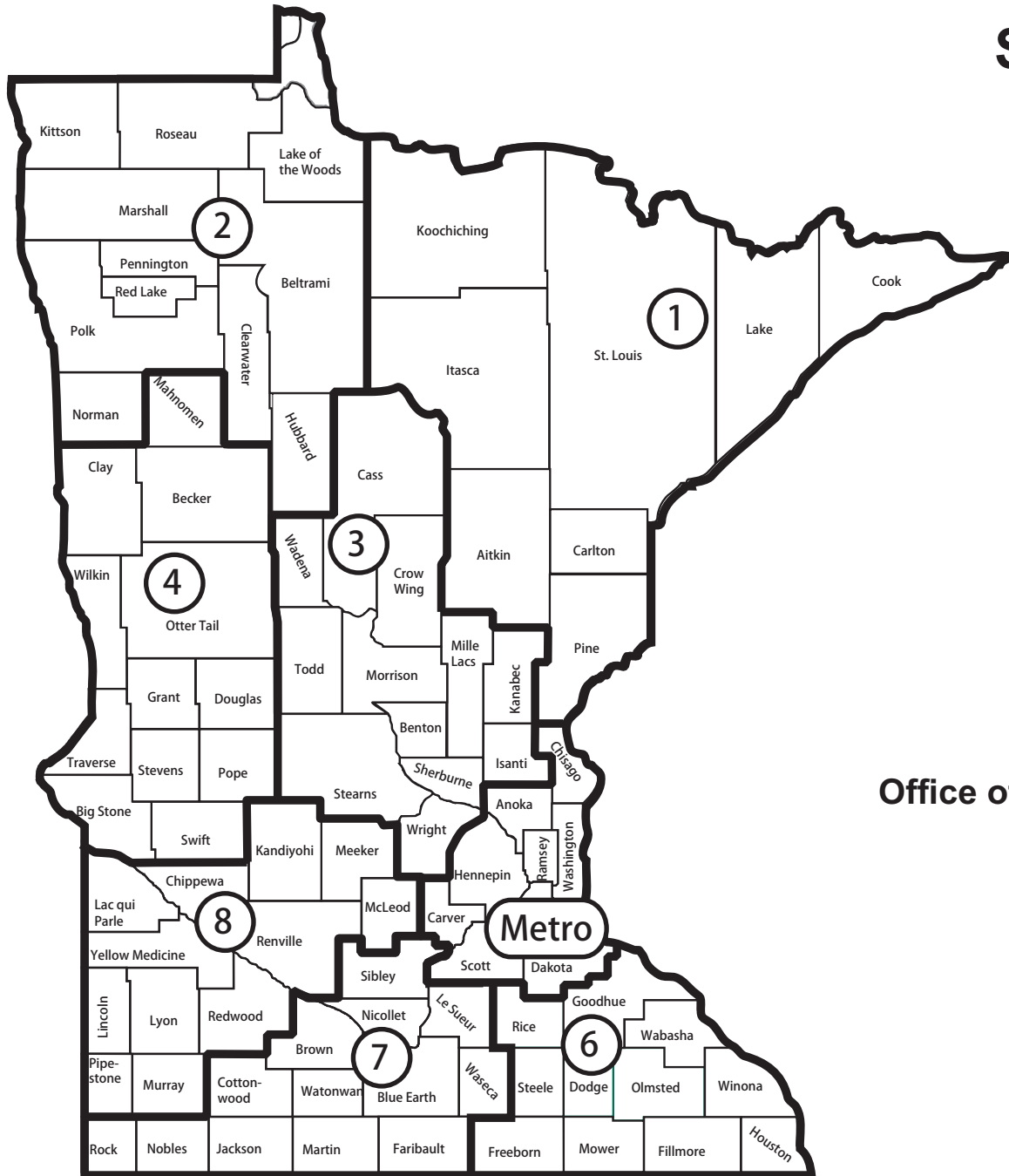
Seq #	Route System	Project Number	Agency	Description	Miles	Program	Type of Work	Proposed Funds	Total	FHWA	AC	FTA	TH	Other
1951	US 169	2772-105	MNDOT	JUST NORTH OF MN62 IN EDINA TO MN55 IN GOLDEN VALLEY -CPR WITH DIAMOND GRINDING AND MILL AND OVERLAY, DRAINAGE	6.0	RD	CONCRETE PAVEMENT REHAB	NHPP	17,280,000	13,824,000	0	0	3,456,000	0
1952	US 169	2772-112	MNDOT	FROM I394 IN GOLDEN VALLEY TO I94 IN BROOKLYN PARK-INCIDENT MGMT, ITS REFURBISHMENT AND ENHANCEMENT	8.0	TM	TRAFFIC MGMT. SYSTEM	SF	500,000	0	0	0	500,000	0
1953	MN 610	2771-43	MNDOT	FROM US169 IN BROOKLYN PARK TO US10 IN COON RAPIDS - INSTALL TRAFFIC MANAGEMENT SYSTEM	7.0	TM	TRAFFIC MGMT. SYSTEM	SF	425,000	0	0	0	425,000	0
1954	MN 999	8825-479	MNDOT	METROWIDE-LOOP REPLACEMENTS	0.0	TM	TRAFFIC MGMT. SYSTEM	SF	75,000	0	0	0	75,000	0
1955	MN 999	880M-ADA-17	MNDOT	**ADA** METRO SETASIDE FOR ADA/BIKE PROJECT FOR FY 2017	0.0	SC	CURB & GUTTER	STP	2,000,000	1,600,000	0	0	400,000	0
1956	MN 999	880M-AM-17	MNDOT	METRO SETASIDE FOR MUNICIPAL AGREEMENT PROJECTS FOR FY 2017	0.0	AM	MISCELLANEOUS	SF	3,000,000	0	0	0	3,000,000	0
1957	MN 999	880M-BI-17	MNDOT	METRO SETASIDE FOR BRIDGE IMPROVEMENT PROJECTS ON NON-NHS FOR FY 2017	0.0	BI	BRIDGE REPAIR OTHER	STP	2,620,000	2,096,000	0	0	524,000	0
1958	MN 999	880M-CA-17	MNDOT	METRO SETASIDE -CONSULTANT DESIGN -2017	0.0	CA	MISCELLANEOUS	SF	6,350,000	0	0	0	6,350,000	0
1959	MN 999	880M-CM-17	MNDOT	METRO SETASIDE FOR LOWER COST CONGESTION MGMT PROJECT FOR FY 2017	0.0	SC	MISCELLANEOUS	SF	15,490,000	0	0	0	15,490,000	0
1960	LOCAL 999	880M-CMAQ-17	MNDOT	METRO ATP SETASIDE FOR CMAQ (INCLUDING TDM) PROJECTS YET TO BE SELECTED FOR FY 2017	0.0	TR	MISCELLANEOUS	CMAQ	34,213,455	27,370,764	0	0	0	6,842,691
1961	MN 999	880M-NO-17	MNDOT	METRO SETASIDE FOR NOISE ABATEMENT PROJECTS FOR FY 2017	0.0	NO	NOISE ABATEMENT	SF	190,000	0	0	0	190,000	0
1962	MN 999	880M-PM-17	MNDOT	METRO SETASIDE FOR PREVENTIVE MAINTENANCE PROJECTS FOR FY 2017	0.0	PM	PREVENTIVE MAINTENANCE	SF	5,000,000	0	0	0	5,000,000	0
1963	MN 999	880M-RB-17	MNDOT	METRO SETASIDE FOR LANDSCAPING & LANDSCAPE PARTNERSHIPS FOR FY 2017	0.0	RB	LANDSCAPING	SF	100,000	0	0	0	100,000	0
1964	MN 999	880M-RS-17	MNDOT	METRO SETASIDE FOR RESURFACING & RECONDITIONING PROJECTS ON NHS FOR FY 2017	0.0	RS	MILL AND OVERLAY	NHPP	975,000	780,000	0	0	195,000	0
1965	MN 999	880M-RW-17	MNDOT	METRO SETASIDE FOR RIGHT OF WAY FOR FY 2017	0.0	RW	RIGHT OF WAY	SF	11,100,000	0	0	0	11,100,000	0
1966	MN 999	880M-RX-17	MNDOT	METRO SETASIDE FOR ROAD REPAIR FOR FY 2017	0.0	RX	ROAD REPAIR	SF	5,000,000	0	0	0	5,000,000	0

ATP: M
Fiscal Year: 2017

STIP for FY 2014-2017

Seq #	Route System	Project Number	Agency	Description	Miles	Program	Type of Work	Proposed Funds	Total	FHWA	AC	FTA	TH	Other
1967	MN 999	880M-SA-17	MNDOT	METRO SETASIDE FOR SUPPLEMENTAL AGREEMENTS/OVERRUNS FOR FY 2017	0.0	SA	SUPP. AGREE. & COST OVERRUNS	SF	8,436,000	0	0	0	8,436,000	0
1968	MN 999	880M-SC-17	MNDOT	METRO SETASIDE FOR SAFETY CAPACITY PROJECTS ON NHS FOR FY 2017	0.0	SC	SPOT IMPROVEMENT	NHPP	6,000,000	4,800,000	0	0	1,200,000	0
1969	MN 999	880M-SCN-17	MNDOT	METRO SETASIDE FOR SAFETY CAPACITY PROJECTS ON NON-NHS FOR FY 2017	0.0	SC	SPOT IMPROVEMENT	STP	3,000,000	2,400,000	0	0	600,000	0
1970	LOCAL 999	880M-SHL-17	MNDOT	METRO ATP SETASIDE FOR HSIP PROJECTS YET TO BE SELECTED FOR FY 2017	0.0	SH	SPOT IMPROVEMENT	HSIP	9,222,222	8,300,000	0	0	0	922,222
1971	MN 999	880M-SHS-17	MNDOT	METRO SETASIDE FOR HSIP FOR FY 2017	0.0	SH	SPOT IMPROVEMENT	HSIP	4,111,111	3,700,000	0	0	411,111	0
1972	LOCAL 999	880M-STP-17	MNDOT	METRO ATP SETASIDE FOR STP PROJECTS YET TO BE SELECTED FOR FY 2017	0.0	MC	GRADE AND SURFACE	STP	8,446,220	6,756,976	0	0	0	1,689,244
1973	LOCAL 999	880M-TAP-17	MNDOT	METRO ATP SETASIDE FOR TRANSPORTATION ALTERNATIVE PROGRAM PROJECTS YET TO BE SELECTED FOR FY 2017	0.0	EN	ENHANCEMENT	TAP	7,562,660	6,050,128	0	0	0	1,512,532
1974	LOCAL 999	880M-TAP-17C	MNDOT	METRO ATP SETASIDE FOR TRANSPORTATION ALTERNATIVE PROGRAM PROJECTS YET TO BE SELECTED FOR FY 2017 FOR CHISAGO COUNTY	0.0	EN	ENHANCEMENT	TAP	150,000	120,000	0	0	0	30,000
1975	MN 999	880M-TE-17	MNDOT	METRO SETASIDE FOR TRAFFIC ENGINEERING (\$4M), ROADSIDE SAFETY(\$0), TMS(\$0) & WRE (\$4.23M) FOR FY 2017	0.0	SC	MISCELLANEOUS	SF	8,230,000	0	0	0	8,230,000	0
1976	MN 999	880M-TM-17	MNDOT	METRO SETASIDE-TRAFFIC MANAGEMENT STATE FURNISHED MATERIALS FOR METRO PROJECTS IN FY 2017	0.0	TM	TRAFFIC MGMT. SYSTEM	SF	400,000	0	0	0	400,000	0
1977	MN 999	880M-TR-17	MNDOT	METRO SETASIDE-TEAM TRANSIT FOR METRO PROJECTS IN FY 2017	0.0	TM	TRAFFIC MGMT. SYSTEM	SF	395,000	0	0	0	395,000	0
1978	MN 999	880M-TRLF-17	MNDOT	**TRLF** REPAYMENT, FY 2017, TRLF LOANS USED FOR RIGHT OF WAY PURCHASE ON TH 212 & TH 65	0.0	RW	RIGHT OF WAY	SF	1,980,000	0	0	0	1,980,000	0
									696,400,774	\$221,500,500	\$0	\$168,777,874	\$83,881,611	\$222,240,789

STATEWIDE RESERVES



DISTRICT C

Office of Transportation System Management

395 John Ireland Blvd

MS 440

Saint Paul, MN 55155-1899

(651) 366-3798

FAX: (651) 366-3790

ATP: C
Fiscal Year: 2014

STIP for FY 2014-2017

Seq #	Route System	Project Number	Agency	Description	Miles	Program	Type of Work	Proposed Funds	Total	FHWA	AC	FTA	TH	Other
1979	REC TRAIL	0001-13-2F	CROW WING COUNTY	TRAIL GROOMER PURCHASE	0.0	RT	EQUIPMENT PURCHASE	RT	191,275	75,000	0	0	0	116,275
1980	REC TRAIL	0002-13-2F	CROW WING COUNTY	TRAIL GROOMER PURCHASE	0.0	RT	EQUIPMENT PURCHASE	RT	14,104	10,578	0	0	0	3,526
1981	REC TRAIL	0005-13-2C	SAINT LOUIS COUNTY	TRAIL GROOMER PURCHASE	0.0	RT	EQUIPMENT PURCHASE	RT	195,000	75,000	0	0	0	120,000
1982	REC TRAIL	0006-13-3A	MILLE LACS COUNTY	BRIDGE	0.0	RT	INSTALL BRIDGE	RT	117,768	88,326	0	0	0	29,442
1983	REC TRAIL	0007-13-4B	MURRAY COUNTY	TRAIL GROOMER PURCHASE	0.0	RT	EQUIPMENT PURCHASE	RT	198,965	63,961	0	0	0	135,004
1984	REC TRAIL	0008-13-3C	FILLMORE COUNTY	CANFIELD CREEK BRIDGE	0.0	RT	INSTALL BRIDGE	RT	28,000	21,000	0	0	0	7,000
1985	REC TRAIL	0010-13-S	MINNESOTA TRAIL RIDERS ASSOCIATION	TRAIL & CAMPGROUND IMPROVEMENT & MAINTENANCE	0.0	RT	MAINTENANCE AND IMPROVEMENTS	RT	40,000	30,000	0	0	0	10,000
1986	REC TRAIL	0011-13-4C	WASECA COUNTY	TRAIL GROOMER PURCHASE	0.0	RT	EQUIPMENT PURCHASE	RT	30,000	22,500	0	0	0	7,500
1987	REC TRAIL	0012-13-2C	SUPERIOR HIKING TRAIL ASSOCIATION	REHABILITATING/ MAINTAINING THE SUPERIOR HIKING TRAIL	0.0	RT	REHABILITATION AND MAINTENANCE	RT	76,000	46,000	0	0	0	30,000
1988	REC TRAIL	0013-13-1A	BELTRAMI COUNTY	MOVIL MAZE PARK MT. BIKE TRAIL	4.0	RT	CONSTRUCT MOUNTAIN BIKE TRAIL	RT	20,000	10,000	0	0	0	10,000
1989	REC TRAIL	0014-13-3A	ISLE HARBOR TOWNSHIP	SOO LINE - FATHER HENNEPIN STATE PARK LINK	1.0	RT	PAVE TRAIL	RT	84,000	21,000	0	0	0	63,000
1990	REC TRAIL	0015-13-3C	CITY OF CHATFIELD	PARKING LOT UPGRADE AND SHELTER	0.0	RT	CONSTRUCT PARKING LOT AND SHELTER	RT	5,000	3,750	0	0	0	1,250
1991	REC TRAIL	0017-13-2B	U.S. FOREST SERVICE - SUPERIOR NATIONAL FOREST	CLEARING THE 30 MILE POW WOW TRAIL	0.0	RT	MAINTENANCE	RT	37,500	28,125	0	0	0	9,375
1992	REC TRAIL	0018-13-4A	RENVILLE COUNTY	MINNESOTA VALLEY OHV PARK	15.0	RT	DESIGN AND CONSTRUCT OHV PARK	RT	187,500	147,500	0	0	0	40,000

ATP: C
Fiscal Year: 2014

STIP for FY 2014-2017

Seq #	Route System	Project Number	Agency	Description	Miles	Program	Type of Work	Proposed Funds	Total	FHWA	AC	FTA	TH	Other
1993	REC TRAIL	0020-13-3A	CITY OF SAINT CLOUD	SKI TRAIL GROOMER	0.0	RT	EQUIPMENT PURCHASE	RT	26,400	19,800	0	0	0	6,600
1994	REC TRAIL	0022-13-3C	GOODHUE COUNTY	CANNON VALLEY TRAIL EXCAVATOR	0.0	RT	EQUIPMENT PURCHASE	RT	25,830	19,373	0	0	0	6,457
1995	REC TRAIL	0023-13-3A	STEARNS COUNTY	MULTI PURPOSE TRAIL MAINTENANCE AND GROOMING EQUIPMENT	0.0	RT	EQUIPMENT PURCHASE	RT	46,136	34,602	0	0	0	11,534
1996	REC TRAIL	0024-13-2B	U.S. FOREST SERVICE, SUPERIOR NATIONAL FOREST	BIG ASPEN ATV TRAIL MAINTENANCE AND REHABILITATION	0.0	RT	REHABILITATION AND MAINTENANCE	RT	60,000	35,000	0	0	0	25,000
1997	REC TRAIL	0025-13-4D	CITY OF ADAMS	TRAIL GROOMER PURCHASE	0.0	RT	EQUIPMENT PURCHASE	RT	225,000	75,000	0	0	0	150,000
1998	REC TRAIL	0028-13-2A	ITASCA COUNTY	TRAIL GROOMER PURCHASE	0.0	RT	EQUIPMENT PURCHASE	RT	182,000	75,000	0	0	0	107,000
1999	REC TRAIL	0030-13-1A	BECKER COUNTY	TRAIL GROOMER PURCHASE	0.0	RT	EQUIPMENT PURCHASE	RT	117,563	58,781	0	0	0	58,782
2000	REC TRAIL	0031-13-2B	CITY OF ORR	TRAIL GROOMER	0.0	RT	EQUIPMENT PURCHASE	RT	188,100	75,000	0	0	0	113,100
2001	REC TRAIL	0032-13-1B	GRANT COUNTY	GRANT COUNTY ATV TRAILS & SAFETY PARK	2.0	RT	CONSTRUCT ATV TRAIL AND SAFETY PARK	RT	65,000	48,750	0	0	0	16,250
2002	REC TRAIL	0034-13-3B	ANOKA COUNTY	RICE CREEK WEST REGIONAL TRAIL UNDERPASS RECONSTRUCTION	0.0	RT	UNDERPASS RECONSTR	RT	300,000	34,704	0	0	0	265,296
2003	REC TRAIL	0037-13-2C	CITY OF DULUTH	CROSS CITY TRAIL PHASE III	1.0	RT	CONSTRUCT TRAIL	RT	700,000	150,000	0	0	0	550,000
2004	REC TRAIL	0041-13-2C	COOK COUNTY	KUBOTA L3800 4WD TRACTOR	0.0	RT	EQUIPMENT PURCHASE	RT	24,464	18,347	0	0	0	6,117
2005	REC TRAIL	0042-13-2C	COOK COUNTY	COOK COUNTY MOUNTAIN BIKE TRAIL EXTENSION	4.0	RT	CONSTRUCT MOUNTAIN BIKE TRAIL	RT	61,354	46,004	0	0	0	15,350
2006	REC TRAIL	0043-13-2C	CITY OF DULUTH	MISSION CREEK TRAIL CENTER OF THE DULUTH TRAVERSE	10.0	RT	CONSTRUCT MOUNTAIN BIKE TRAIL	RT	200,000	150,000	0	0	0	50,000
2007	REC TRAIL	D001-13-3C	DNR PARKS AND TRAILS	ZUMBRO BOTTOMS HORSE CAMP VAULT TOILET	0.0	RT	INSTALL VAULT TOILET	RT	40,000	30,000	0	0	0	10,000

ATP: C
Fiscal Year: 2014

STIP for FY 2014-2017

Seq #	Route System	Project Number	Agency	Description	Miles	Program	Type of Work	Proposed Funds	Total	FHWA	AC	FTA	TH	Other
2008	REC TRAIL	D002-13-2D	DNR PARKS AND TRAILS	WILLARD MUNGER STATE TRAIL PART 1	0.0	RT	CULVERT AND TRAIL RESTORATION	RT	233,582	150,000	0	0	0	83,582
2009	REC TRAIL	D003-13-2D	DNR PARKS AND TRAILS	WILLARD MUNGER STATE TRAIL PART 2	0.0	RT	CULVERT AND TRAIL RESTORATION	RT	594,970	132,159	0	0	0	462,811
2010	REC TRAIL	D004-13-2C	DNR PARKS AND TRAILS	PIT TOILET REPLACEMENT	0.0	RT	TOILET REPLACEMENT	RT	90,400	67,800	0	0	0	22,600
2011	REC TRAIL	D005-13-3A	DNR PARKS AND TRAILS	FATHER HENNEPIN STATE PARK TRAIL CONNECTION	1.0	RT	CONSTRUCT TRAIL	RT	85,000	63,750	0	0	0	21,250
2012	REC TRAIL	D006-13-2	DNR PARKS AND TRAILS	SNOWMOBILE TRAIL GROOMER AND DRAG EQUIPMENT PURCHASE	0.0	RT	EQUIPMENT PURCHASE	RT	180,000	75,000	0	0	0	105,000
2013	REC TRAIL	D008-13-2D	DNR PARKS AND TRAILS	SUTTER 500 TRAIL DOZER EQUIPMENT PURCHASE	0.0	RT	EQUIPMENT PURCHASE	RT	74,000	55,500	0	0	0	18,500
2014	REC TRAIL	D009-13-2D	DNR PARKS AND TRAILS	CIMLINE MAGMA 150	0.0	RT	EQUIPMENT PURCHASE	RT	49,515	37,136	0	0	0	12,379
2015	REC TRAIL	D010-13-2B	DNR PARKS AND TRAILS	OHV RECREATION AREA ENTRANCE OVER DM&IR RAILROAD	0.0	RT	BRIDGE REPAIR	RT	124,960	93,720	0	0	0	31,240
2016	BB	TRF-9101-14	MNDOT	SECT 5311: GREATER MN TRANSIT OPERATING; PUBLIC TRANSIT OPERATING ASSISTANCE	0.0	OB	OPERATE BUS	FTA	39,000,000	0	0	14,900,000	0	24,100,000
2017	BB	TRF-9081-14	MNDOT	SECT 5311(F): INTER-CITY BUS PROGRAM; INVOLVES OPERATING (50%), CAPITAL VEHICLE PURCHASES (80%), CAPITAL VEHICLE REHAB (80%), MARKETING (80%) AND PILOT OPERATING (100%)	0.0	OB	OPERATE BUS	FTA	5,000,000	0	0	2,600,000	0	2,400,000
2018	BB	TRF-9106-14	MNDOT	SECT 5339: GREATER MN TRANSIT CAPITAL, INCLUDING TRANSIT BUSES AND BUS RELATED EQUIPMENT, TRANSIT FACILITIES AND TRANSIT ITS CAPITAL	0.0	BB	CAPITAL	FTA	2,375,000	0	0	1,900,000	0	475,000
2019	BB	TRF-9107-14	MNDOT	SECT 5310: GREATER MN TRANSIT CAPITAL INCLUDING SMALL URBAN, RURAL TRANSIT BUSES, BUS RELATED EQUIPMENT, MOBILITY MANAGEMENT AND ITS PROJECTS	0.0	NB	PURCHASE BUS	FTA	2,300,000	0	0	1,800,000	0	500,000
2020	BB	TRF-9110-14	MNDOT	SECT 5310: MN TRANSIT CAPITAL INCLUDING LARGE URBAN TRANSIT BUSES, BUS RELATED EQUIPMENT, MOBILITY MANAGEMENT AND TRANSIT ITS	0.0	NB	PURCHASE BUS	FTA	2,400,000	0	0	1,900,000	0	500,000

ATP: C
Fiscal Year: 2014

STIP for FY 2014-2017

Seq #	Route System	Project Number	Agency	Description	Miles	Program	Type of Work	Proposed Funds	Total	FHWA	AC	FTA	TH	Other
2021	BB	TRS-9100-14T	MNDOT	STP-GREATER MN TRANSIT CAPITAL; INCLUDING TRANSIT BUSES, AND BUS RELATED EQUIPMENT, TRANSIT FACILITIES AND TRANSIT ITS CAPITAL	0.0	TR	PURCHASE BUS	STP	1,250,000	1,000,000	0	0	0	250,000
2022	PED/BIKE	SRS-9059-14	MNDOT	**SRTS** NON-INFRA, HIRE PLANNING CONSULTANT TO PROVIDE PLANNING ASSISTANCE TO SCHOOLS WHO ARE NOT WORKING WITH AN MPO OR AN RDC	0.0	CA	CONSULTING	SRTS	99,000	99,000	0	0	0	0
2023	MN 57	2007-40	MNDOT	REPAIR AND RESTORATION OF HISTORICAL RETAINING WALLS ALONG BOTH SIDES OF TH 57 THROUGH MANTORVILLE	0.0	EN	MISCELLANEOUS	STP	900,000	500,000	0	0	200,000	200,000
2024	MN 999	8816-1972	MNDOT	5.5 TZD REGIONAL COORDINATORS (SECTION 164)	0.0	SH	TZD BEHAVIOR STRATEGIES	HSIP	485,000	485,000	0	0	0	0
2025	MN 999	8816-1989	MNDOT	PROVIDE COMMERCIAL DRIVER'S LICENSE (CDL) TRAINING TO WOMEN AND MINORITIES IN MNDOT DISTRICTS SERVING APPROXIMATELY 30 TRAINEES	0.0	PL	TRAINING	STP	200,000	200,000	0	0	0	0
2026	MN 999	8816-1990	MNDOT	PROVIDE TRIBAL EMPLOYMENT SUPPORT SERVICES (TESS) PROGRAMMING FOR FOUR TRIBAL ORGANIZATIONS AT \$30,000 EACH	0.0	PL	TRAINING	STP	120,000	120,000	0	0	0	0
2027	MN 999	8816-1991	MNDOT	PROVIDE HIGHWAY HEAVY CONSTRUCTION OJT TRAINING PROGRAM SERVICES THROUGHOUT MNDOT DISTRICTS	0.0	PL	TRAINING	STP	800,000	800,000	0	0	0	0
2028	MN 999	8816-1992	MNDOT	PROVIDE 50 DBE OWNERS REIMBURSEMENT FOR PROFESSIONAL EDUCATION/TRAINING AND BIDXPRESS SUBSCRIPTION SERVICES (3 MONTHS)	0.0	PL	TRAINING	STP	50,000	50,000	0	0	0	0
2029	MN 999	8816-1993	MNDOT	PROVIDE INTENSIVE, INDUSTRY-SPECIFIC BIDDING AND ESTIMATING TRAINING FOR 50 CERTIFIED DBE BUSINESS OWNERS	0.0	PL	TRAINING	STP	130,000	130,000	0	0	0	0
2030	MN 999	8816-1994	MNDOT	PROVIDE BUSINESS DEVELOPMENT SERVICES FOR 100 DBE'S: TECHNICAL/BUSINESS ASSISTANCE, 1-1 CONSULTING AND OTHER SERVICES	0.0	PL	TRAINING	STP	400,000	400,000	0	0	0	0
2031	MN 999	8816-2003	MNDOT	THE SECOND STRATEGIC HIGHWAY RESEARCH (SHRP2) NATIONAL WORKSHOP ON PAVEMENT PRESERVATION FOR HIGH VOLUME ROADS	0.0	NA	RESEARCH & STUDIES	FFM	120,000	120,000	0	0	0	0
2032	MN 999	8816-2022	MNDOT	ON THE JOB TRAINING (OJT) SUPPORTIVE SERVICE PROGRAM TO PROVIDE OPPORTUNITIES FOR WOMEN AND MINORITIES ON FEDERALLY - FUNDED HIGHWAY PROJECTS	0.0	NA	TRAINING	FFM	185,455	185,455	0	0	0	0

ATP: C
Fiscal Year: 2014

STIP for FY 2014-2017

Seq #	Route System	Project Number	Agency	Description	Miles	Program	Type of Work	Proposed Funds	Total	FHWA	AC	FTA	TH	Other
2033	MN 999	8816-2023	MNDOT	PROVIDE BUSINESS DEVELOPMENT SERVICES STATEWIDE FOR APPROXIMATELY 40 DBE'S TECHNICAL ASSISTANCE, 1-1 CONSULTING AND OTHER BUSINESS SERVICES	0.0	NA	TRAINING	FFM	208,988	208,988	0	0	0	0
2034	MN 999	8816-2018	MNDOT	IMPLEMENTATION OF STEP FREQUENCY GROUND PENETRATING RADAR	0.0	NA	RESEARCH & STUDIES	FFM	200,000	200,000	0	0	0	0
2035	LOCAL 999	880C-BLRI-14	MNDOT	BRIDGE LOAD RATING INSPECTION / SPECIALIZED HAULING VEHICLES (SHV) LOAD RATINGS ON LOCAL SYSTEM	0.0	BI	MISCELLANEOUS	STP	450,000	200,000	0	0	0	250,000
2036	MN 999	880C-CM-14	MNDOT	CONTAMINATED MATERIAL CONTRACTS, ASBESTOS MATERIALS	0.0	RW	WETLAND MITIGATION	SF	435,000	0	0	0	435,000	0
2037	MN 999	880C-COF-14	MNDOT	COMMISSIONER'S OPPORTUNITY FUND	0.0	NA	MISCELLANEOUS	STP	2,210,000	980,000	0	0	1,230,000	0
2038	MN 999	880C-DI-14	MNDOT	DESTINATION INNOVATION	0.0	NA	INNOVATIVE SOLUTIONS	SF	15,000,000	0	0	0	15,000,000	0
2039	MN 999	880C-EAM-14	MNDOT	ENTERPRISE ASSET MANAGEMENT SOFTWARE	0.0	CA	PLANNING	STP	1,500,000	1,200,000	0	0	300,000	0
2040	LOCAL 999	880C-FCBS-14	MNDOT	FRACTURE CRITICAL BRIDGE INSPECTIONS ON LOCAL NON-FEDERAL ROUTES (SOFT MATCH)	0.0	BI	MISCELLANEOUS	STP	250,000	200,000	0	0	0	50,000
2041	LOCAL 999	880C-FCB-14	MNDOT	FRACTURE CRITICAL BRIDGE INSPECTIONS ON LOCAL FEDERAL ROUTES	0.0	BI	MISCELLANEOUS	STP	62,500	50,000	0	0	0	12,500
2042	LOCAL 999	880C-HBS-14	MNDOT	LOCAL HISTORIC BRIDGE STUDY PHASE III	0.0	PL	MISCELLANEOUS	STP	1,125,000	900,000	0	0	0	225,000
2043	MN 999	880C-HSP-14	MNDOT	STRATEGIC HIGHWAY SAFETY PLAN INFRASTRUCTURE (STATEWIDE)	0.0	SH	MEDIAN BARRIER	HSIP	1,666,667	1,500,000	0	0	0	166,667
2044	MN 999	880C-ITS-14	MNDOT	ITS DEPLOYMENT SETASIDE	0.0	TM	MISCELLANEOUS	STP	1,800,000	1,500,000	0	0	0	300,000
2045	MN 999	880C-LTA-14	MNDOT	LOCAL TECHNICAL ASSISTANCE PROGRAM	0.0	PL	PLANNING	FFM	525,000	150,000	0	0	0	375,000
2046	MN 999	880C-PED-14	MNDOT	STATEWIDE PED/BIKE COORDINATOR	0.0	PL	PLANNING	STP	150,000	150,000	0	0	0	0
2047	MN 999	880C-PI-14	MNDOT	PROGRAM INCIDENTALS SETASIDE	0.0	CA	MISCELLANEOUS	SF	200,000	0	0	0	200,000	0
2048	RR 999	880C-RAIL-14	MNDOT	RAIL GRADE CROSSING SETASIDE-UPGRADES	0.0	SR	RR X-ING IMPROVEMENTS	RRS	250,000	250,000	0	0	0	0
2049	RR 999	880C-RCD-14	MNDOT	RAIL CROSSING DATABASE	0.0	SR	RR X-ING IMPROVEMENTS	RRS	110,000	110,000	0	0	0	0

ATP: C
Fiscal Year: 2014

STIP for FY 2014-2017

Seq #	Route System	Project Number	Agency	Description	Miles	Program	Type of Work	Proposed Funds	Total	FHWA	AC	FTA	TH	Other
2050	MN 999	880C-RDF-14	MNDOT	RED DYED FUEL TAX EVASION ENFORCEMENT	0.0	TM	PLANNING	STP	200,000	200,000	0	0	0	0
2051	MN 999	880C-RIDE-14	MNDOT	MINNESOTA RIDESHARE COORDINATOR	0.0	PL	PLANNING	STP	150,000	150,000	0	0	0	0
2052	MN 999	880C-RWI-14	MNDOT	RIGHT OF WAY INCIDENTALS	0.0	RW	RIGHT OF WAY	SF	200,000	0	0	0	200,000	0
2053	RR 999	880C-RXE-14	MNDOT	RAIL GRADE CROSSING PRELIMINARY ENGINEERING	0.0	SR	RR X-ING IMPROVEMENTS	RRS	100,000	100,000	0	0	0	0
2054	MN 999	880C-SANC-14	MNDOT	STRATEGIC HIGHWAY SAFETY PLAN INFRASTRUCTURE (STATEWIDE, SECTION 164)	0.0	SH	PAVEMENT MARKING/CABLE BARRIER	HSIP	5,415,000	5,415,000	0	0	0	0
2055	MN 999	880C-SDS-14	MNDOT	SEEDS/PHOENIX INTERNSHIPS	0.0	NA	MISCELLANEOUS	STP	700,000	700,000	0	0	0	0
2056	MN 999	880C-SFM-14	MNDOT	STATE FURNISHED MATERIALS	0.0	NA	MISCELLANEOUS	SF	2,000,000	0	0	0	2,000,000	0
2057	MN 999	880C-SRS-14	MNDOT	**SRTS** SAFE ROUTES TO SCHOOL - NON INFRASTRUCTURE COORDINATOR	0.0	PL	PLANNING	SRTS	112,000	112,000	0	0	0	0
2058	RR 999	880C-THR-14	MNDOT	REPLACING EQUIPMENT ON TRUNK HIGHWAY CROSSINGS	0.0	SR	RR X-ING IMPROVEMENTS	RRS	1,000,000	15,000	0	0	985,000	0
2059	MN 999	880C-TZCO-14	MNDOT	TZD ENFORCEMENT, EMS & OTHER SHSP BEHAVIOR STRATEGIES (SECTION 164)	0.0	SH	TZD BEHAVIOR STRATEGIES	HSIP	1,000,000	1,000,000	0	0	0	0
2060	MN 999	880C-WLB-14	MNDOT	WETLAND BANKING AGREEMENTS	0.0	RW	WETLAND MITIGATION	SF	250,000	0	0	0	250,000	0
2061	MN 999	880C-WS-14	MNDOT	WEIGH STATION AND SCALE REHABILITATION	0.0	RB	BUILDING REHAB	STP	2,000,000	1,600,000	0	0	400,000	0
									\$100,003,996	\$23,168,609	\$0	\$23,100,000	\$21,200,000	\$32,535,387

ATP: C
Fiscal Year: 2015

STIP for FY 2014-2017

Seq #	Route System	Project Number	Agency	Description	Miles	Program	Type of Work	Proposed Funds	Total	FHWA	AC	FTA	TH	Other
2062	BB	TRS-9100-15T	MNDOT	STP-GREATER MN TRANSIT CAPITAL: INCLUDING TRANSIT BUSES AND BUS RELATED EQUIPMENT, TRANSIT FACILITIES AND TRANSIT ITS CAPITAL	0.0	TR	PURCHASE BUS	STP	1,250,000	1,000,000	0	0	0	250,000
2063	BB	TRF-9081-15	MNDOT	SECT 5311(F): INTER-CITY BUS PROGRAM: INVOLVES OPERATING (50%), CAPITAL VEHICLE PURCHASES (80%), CAPITAL VEHICLE REHAB (80%), MARKETING (80%) AND PILOT OPERATING (100%)	0.0	OB	OPERATE BUS	FTA	5,000,000	0	0	2,600,000	0	2,400,000
2064	BB	TRF-9101-15	MNDOT	SECT 5311: GREATER MN TRANSIT OPERATING; PUBLIC TRANSIT OPERATING ASSISTANCE	0.0	OB	OPERATE BUS	FTA	41,375,100	0	0	15,200,000	0	26,175,100
2065	BB	TRF-9106-15	MNDOT	SECT 5339: GREATER MN TRANSIT CAPITAL, BUS RELATED EQUIPMENT, TRANSIT FACILITIES AND TRANSIT ITS CAPITAL	0.0	BB	CAPITAL	FTA	2,375,000	0	0	1,900,000	0	475,000
2066	BB	TRF-9107-15	MNDOT	SECT 5310: GREATER MN TRANSIT CAPITAL INCLUDING SMALL URBAN, RURAL TRANSIT BUSES, BUS RELATED EQUIPMENT, MOBILITY MANAGEMENT AND ITS PROJECTS	0.0	NB	PURCHASE BUS	FTA	2,300,000	0	0	1,800,000	0	500,000
2067	BB	TRF-9110-15	MNDOT	SECT 5310: MN TRANSIT CAPITAL INCLUDING LARGE URBAN TRANSIT BUSES, BUS RELATED EQUIPMENT, MOBILITY MANAGEMENT AND TRANSIT ITS	0.0	NB	PURCHASE BUS	FTA	2,400,000	0	0	1,900,000	0	500,000
2068	LOCAL 999	880C-BLRI-15	MNDOT	BRIDGE LOAD RATING INSPECTION / SPECIALIZED HAULING VEHICLES (SHV) LOAD RATINGS ON LOCAL SYSTEM	0.0	BI	MISCELLANEOUS	STP	625,000	500,000	0	0	0	125,000
2069	MN 999	880C-CM-15	MNDOT	CONTAMINATED MATERIAL CONTRACTS, ASBESTOS MATERIALS	0.0	RW	WETLAND MITIGATION	SF	335,000	0	0	0	335,000	0
2070	MN 999	880C-COF-15	MNDOT	COMMISSIONER'S OPPORTUNITY FUND	0.0	NA	MISCELLANEOUS	STP	1,470,000	1,140,000	0	0	330,000	0
2071	MN 999	880C-DBE-15	MNDOT	DBE WORKFORCE DEVELOPMENT (100% FEDERAL)	0.0	PL	MISCELLANEOUS	STP	1,700,000	1,700,000	0	0	0	0
2072	LOCAL 999	880C-FCBS-15	MNDOT	FRACTURE CRITICAL BRIDGE INSPECTIONS ON LOCAL NON-FEDERAL ROUTES (SOFT MATCH)	0.0	BI	MISCELLANEOUS	STP	250,000	200,000	0	0	0	50,000
2073	LOCAL 999	880C-FCB-15	MNDOT	FRACTURE CRITICAL BRIDGE INSPECTIONS ON LOCAL FEDERAL ROUTES	0.0	BI	MISCELLANEOUS	STP	62,500	50,000	0	0	0	12,500
2074	LOCAL 999	880C-HBS-15	MNDOT	LOCAL HISTORIC BRIDGE STUDY PHASE IV	0.0	PL	MISCELLANEOUS	TAP	750,000	500,000	0	0	125,000	125,000
2075	MN 999	880C-HSIP-15	MNDOT	ADDITIONAL MAP 21 GREATER MN STATE HSIP SET ASIDE FOR 2015	0.0	SH	SAFETY TARGET	HSIP	2,666,666	2,400,000	0	0	266,666	0
2076	MN 999	880C-HSP-15	MNDOT	STRATEGIC HIGHWAY SAFETY PLAN INFRASTRUCTURE (STATEWIDE)	0.0	SH	MEDIAN BARRIER	HSIP	1,666,667	1,500,000	0	0	0	166,667

ATP: C
Fiscal Year: 2015

STIP for FY 2014-2017

Seq #	Route System	Project Number	Agency	Description	Miles	Program	Type of Work	Proposed Funds	Total	FHWA	AC	FTA	TH	Other
2077	MN 999	880C-ITS-15	MNDOT	ITS DEPLOYMENT SETASIDE	0.0	TM	MISCELLANEOUS	STP	1,875,000	1,500,000	0	0	0	375,000
2078	MN 999	880C-LTA-15	MNDOT	LOCAL TECHNICAL ASSISTANCE PROGRAM	0.0	PL	PLANNING	FFM	525,000	150,000	0	0	0	375,000
2079	MN 999	880C-PED-15	MNDOT	STATEWIDE PED/BIKE COORDINATOR	0.0	PL	PLANNING	TAP	150,000	150,000	0	0	0	0
2080	MN 999	880C-PI-15	MNDOT	PROGRAM INCIDENTALS SETASIDE	0.0	CA	MISCELLANEOUS	SF	200,000	0	0	0	200,000	0
2081	RR 999	880C-RAIL-15	MNDOT	RAIL GRADE CROSSING SETASIDE-UPGRADES	0.0	SR	RR X-ING IMPROVEMENTS	RRS	250,000	250,000	0	0	0	0
2082	RR 999	880C-RCD-15	MNDOT	RAIL CROSSING DATABASE	0.0	SR	RR X-ING IMPROVEMENTS	RRS	110,000	110,000	0	0	0	0
2083	MN 999	880C-RDF-15	MNDOT	RED DYED FUEL TAX EVASION ENFORCEMENT	0.0	TM	PLANNING	STP	140,000	140,000	0	0	0	0
2084	MN 999	880C-RIDE-15	MNDOT	MINNESOTA RIDESHARE COORDINATOR	0.0	PL	PLANNING	TAP	150,000	150,000	0	0	0	0
2085	REC TRAIL	880C-RT-15	DNR PARKS AND TRAILS	STATEWIDE DNR PARKS & TRAILS	0.0	RT	PARKS & TRAIL	RT	2,500,000	2,000,000	0	0	0	500,000
2086	MN 999	880C-RWI-15	MNDOT	RIGHT OF WAY INCIDENTALS	0.0	RW	RIGHT OF WAY	SF	200,000	0	0	0	200,000	0
2087	RR 999	880C-RXE-15	MNDOT	RAIL GRADE CROSSING PRELIMINARY ENGINEERING	0.0	SR	RR X-ING IMPROVEMENTS	RRS	100,000	100,000	0	0	0	0
2088	MN 999	880C-SANC-15	MNDOT	STRATEGIC HIGHWAY SAFETY PLAN INFRASTRUCTURE (STATEWIDE, SECTION 164)	0.0	SH	PAVEMENT MARKING/CABLE BARRIER	HSIP	3,715,000	3,715,000	0	0	0	0
2089	MN 999	880C-SDS-15	MNDOT	SEEDS/PHOENIX INTERNSHIPS	0.0	PL	MISCELLANEOUS	STP	700,000	700,000	0	0	0	0
2090	MN 999	880C-SFM-15	MNDOT	STATE FURNISHED MATERIALS	0.0	NA	MISCELLANEOUS	SF	2,000,000	0	0	0	2,000,000	0
2091	PED/BIKE	880C-SRS-15	MNDOT	**SRTS** INFRA AND NON-INFRA STATEWIDE SRTS PROGRAM	0.0	PL	PLANNING	TAP	1,300,000	1,040,000	0	0	260,000	0
2092	MN 999	880C-TAPF-15	MNDOT	TRANSPORTATION ALTERNATIVE PROGRAM FEDERAL FUND SETASIDE	0.0	NA	PLANNING	TAP	5,000,000	5,000,000	0	0	0	0
2093	LOCAL 999	880C-TAPS-15	MNDOT	TRANSPORTATION ALTERNATIVE PROGRAM STATE FUND SETASIDE	0.0	NA	PLANNING	TAP	5,000,000	0	0	0	5,000,000	0
2094	MN 999	880C-TED-15	MNDOT	TRANSPORTATION ECONOMIC DEVELOPMENT SET ASIDE FOR 2015	0.0	PL	MISCELLANEOUS	SF	10,000,000	0	0	0	10,000,000	0

ATP: C
Fiscal Year: 2015

STIP for FY 2014-2017

Seq #	Route System	Project Number	Agency	Description	Miles	Program	Type of Work	Proposed Funds	Total	FHWA	AC	FTA	TH	Other
2095	RR 999	880C-THR-15	MNDOT	REPLACING EQUIPMENT ON TRUNK HIGHWAY CROSSINGS	0.0	SR	RR X-ING IMPROVEMENTS	RRS	1,000,000	15,000	0	0	985,000	0
2096	MN 999	880C-TZCE-15	MNDOT	TZD SAFETY EDUCATION (PAID MEDIA/WORKSHOPS/CONFERENCES/OTHER, SECTION 164)	0.0	SH	TZD BEHAVIOR STRATEGIES	HSIP	950,000	950,000	0	0	0	0
2097	MN 999	880C-TZDC-15	MNDOT	TZD REGIONAL COORDINATOR POSITIONS (SECTION 164)	0.0	SH	TZD BEHAVIOR STRATEGIES	HSIP	485,000	485,000	0	0	0	0
2098	MN 999	880C-TZDO-15	MNDOT	TZD ENFORCEMENT, EMS & OTHER SHSP BEHAVIOR STRATEGIES (SECTION 164)	0.0	SH	TZD BEHAVIOR STRATEGIES	HSIP	1,750,000	1,750,000	0	0	0	0
2099	MN 999	880C-WLB-15	MNDOT	WETLAND BANKING AGREEMENTS	0.0	RW	WETLAND MITIGATION	SF	250,000	0	0	0	250,000	0
2100	MN 999	880C-WS-15	MNDOT	WEIGH STATION AND SCALE REHABILITATION	0.0	RB	BUILDING REHAB	STP	2,000,000	1,600,000	0	0	400,000	0
									\$104,575,933	\$28,795,000	\$0	\$23,400,000	\$20,351,666	\$32,029,267

ATP: C
Fiscal Year: 2016

STIP for FY 2014-2017

Seq #	Route System	Project Number	Agency	Description	Miles	Program	Type of Work	Proposed Funds	Total	FHWA	AC	FTA	TH	Other
2101	BB	TRF-9081-16	MNDOT	SECT 5311(F): INTER-CITY BUS PROGRAM: INVOLVES OPERATING (50%), CAPITAL VEHICLE PURCHASES (80%), CAPITAL VEHICLE REHAB (80%), MARKETING (80%) AND PILOT OPERATING (100%)	0.0	OB	OPERATE BUS	FTA	5,150,000	0	0	2,600,000	0	2,550,000
2102	BB	TRF-9101-16	MNDOT	SECT 5311: GREATER MN TRANSIT OPERATING; AND PUBLIC TRANSIT OPERATING ASSISTANCE	0.0	OB	OPERATE BUS	FTA	40,170,000	0	0	15,200,000	0	24,970,000
2103	BB	TRF-9106-16	MNDOT	SECT 5339: GREATER MN TRANSIT CAPITAL, INCLUDING TRANSIT BUSES, BUS RELATED EQUIPMENT, TRANSIT FACILITIES AND TRANSIT ITS CAPITAL	0.0	BB	CAPITAL	FTA	2,375,000	0	0	1,900,000	0	475,000
2104	BB	TRF-9107-16	MNDOT	SECT 5310: GREATER MN TRANSIT CAPITAL INCLUDING SMALL URBAN, RURAL TRANSIT BUSES, BUS RELATED EQUIPMENT, MOBILITY MANAGEMENT AND ITS PROJECTS	0.0	NB	PURCHASE BUS	FTA	2,300,000	0	0	1,800,000	0	500,000
2105	BB	TRF-9110-16	MNDOT	SECT 5310: MN TRANSIT CAPITAL; INCLUDING LARGE URBAN TRANSIT BUSES, BUS RELATED EQUIPMENT AND TRANSIT ITS CAPITAL	0.0	NB	PURCHASE BUS	FTA	2,400,000	0	0	1,900,000	0	500,000
2106	BB	TRS-9100-16T	MNDOT	STP GREATER MN TRANSIT CAPITAL: INCLUDING TRANSIT BUSES, BUS RELATED EQUIPMENT, TRANSIT FACILITIES AND TRANSIT ITS CAPITAL	0.0	TR	PURCHASE BUS	STP	1,250,000	1,000,000	0	0	0	250,000
2107	MN 999	880C-CM-16	MNDOT	CONTAMINATED MATERIAL CONTRACTS, ASBESTOS MATERIALS	0.0	RW	WETLAND MITIGATION	SF	335,000	0	0	0	335,000	0
2108	MN 999	880C-COF-16	MNDOT	COMMISSIONER'S OPPORTUNITY FUND	0.0	NA	MISCELLANEOUS	STP	3,230,000	2,760,000	0	0	470,000	0
2109	MN 999	880C-DBE-16	MNDOT	DBE WORKFORCE DEVELOPMENT (100% FEDERAL)	0.0	PL	MISCELLANEOUS	STP	1,700,000	1,700,000	0	0	0	0
2110	MN 999	880C-DI-16	MNDOT	DESTINATION INNOVATION	0.0	NA	INNOVATIVE SOLUTIONS	SF	12,000,000	0	0	0	12,000,000	0
2111	LOCAL 999	880C-FCBS-16	MNDOT	FRACTURE CRITICAL BRIDGE INSPECTIONS ON LOCAL NON-FEDERAL ROUTES (SOFT MATCH)	0.0	BI	MISCELLANEOUS	STP	250,000	200,000	0	0	0	50,000
2112	LOCAL 999	880C-FCB-16	MNDOT	FRACTURE CRITICAL BRIDGE INSPECTIONS ON LOCAL FEDERAL ROUTES	0.0	BI	MISCELLANEOUS	STP	62,500	50,000	0	0	0	12,500
2113	MN 999	880C-HSIP-16	MNDOT	ADDITIONAL MAP-21 GREATER MN STATE HSIP SET ASIDE FOR 2016	0.0	SH	SAFETY TARGET	HSIP	2,777,777	2,500,000	0	0	277,777	0
2114	MN 999	880C-HSP-16	MNDOT	STRATEGIC HIGHWAY SAFETY PLAN INFRASTRUCTURE (STATEWIDE)	0.0	SH	MEDIAN BARRIER	HSIP	1,666,667	1,500,000	0	0	0	166,667
2115	MN 999	880C-ITS-16	MNDOT	ITS DEPLOYMENT SETASIDE	0.0	TM	MISCELLANEOUS	STP	1,800,000	1,500,000	0	0	0	300,000

ATP: C
Fiscal Year: 2016

STIP for FY 2014-2017

Seq #	Route System	Project Number	Agency	Description	Miles	Program	Type of Work	Proposed Funds	Total	FHWA	AC	FTA	TH	Other
2116	MN 999	880C-LTA-16	MNDOT	LOCAL TECHNICAL ASSISTANCE PROGRAM	0.0	PL	PLANNING	FFM	525,000	150,000	0	0	0	375,000
2117	MN 999	880C-MNR-16	MNDOT	MNROAD RECONSTRUCTION	0.0	RW	WETLAND MITIGATION	STP	2,500,000	1,250,000	0	0	1,250,000	0
2118	MN 999	880C-OJT-16	MNDOT	ON THE JOB TRAINING	0.0	NA	MISCELLANEOUS	STP	300,000	300,000	0	0	0	0
2119	MN 999	880C-PED-16	MNDOT	STATEWIDE PED/BIKE COORDINATOR	0.0	PL	PLANNING	TAP	150,000	150,000	0	0	0	0
2120	MN 999	880C-PI-16	MNDOT	PROGRAM INCIDENTALS SETASIDE	0.0	CA	MISCELLANEOUS	SF	200,000	0	0	0	200,000	0
2121	RR 999	880C-RAIL-16	MNDOT	RAIL GRADE CROSSING SETASIDE-UPGRADES	0.0	SR	RR X-ING IMPROVEMENTS	RRS	250,000	250,000	0	0	0	0
2122	RR 999	880C-RCD-16	MNDOT	RAIL CROSSING DATABASE	0.0	SR	RR X-ING IMPROVEMENTS	RRS	110,000	110,000	0	0	0	0
2123	MN 999	880C-RDF-16	MNDOT	RED DYED FUEL TAX EVASION ENFORCEMENT	0.0	TM	PLANNING	STP	140,000	140,000	0	0	0	0
2124	MN 999	880C-RIDE-16	MNDOT	MINNESOTA RIDESHARE COORDINATOR	0.0	PL	PLANNING	TAP	150,000	150,000	0	0	0	0
2125	REC TRAIL	880C-RT-16	DNR PARKS AND TRAILS	STATEWIDE DNR PARKS & TRAILS	0.0	RT	PARKS & TRAIL	RT	2,500,000	2,000,000	0	0	0	500,000
2126	MN 999	880C-RWI-16	MNDOT	RIGHT OF WAY INCIDENTALS	0.0	RW	RIGHT OF WAY	SF	200,000	0	0	0	200,000	0
2127	RR 999	880C-RXE-16	MNDOT	RAIL GRADE CROSSING PRELIMINARY ENGINEERING	0.0	SR	RR X-ING IMPROVEMENTS	RRS	100,000	100,000	0	0	0	0
2128	MN 999	880C-SANC-16	MNDOT	STRATEGIC HIGHWAY SAFETY PLAN INFRASTRUCTURE (STATEWIDE, SECTION 164)	0.0	SH	PAVEMENT MARKING/CABLE BARRIER	HSIP	3,715,000	3,715,000	0	0	0	0
2129	MN 999	880C-SDS-16	MNDOT	SEEDS/PHOENIX INTERNSHIPS	0.0	NA	MISCELLANEOUS	STP	700,000	700,000	0	0	0	0
2130	MN 999	880C-SFM-16	MNDOT	STATE FURNISHED MATERIALS	0.0	NA	MISCELLANEOUS	SF	2,000,000	0	0	0	2,000,000	0
2131	MN 999	880C-TAPF-16	MNDOT	TRANSPORTATION ALTERNATIVE PROGRAM FEDERAL FUND SETASIDE	0.0	NA	PLANNING	TAP	5,000,000	5,000,000	0	0	0	0
2132	LOCAL 999	880C-TAPS-16	MNDOT	TRANSPORTATION ALTERNATIVE PROGRAM STATE FUND SETASIDE	0.0	NA	PLANNING	TAP	5,000,000	0	0	0	5,000,000	0
2133	MN 999	880C-TED-16	MNDOT	TRANSPORTATION ECONOMIC DEVELOPMENT SET ASIDE FOR 2016	0.0	PL	MISCELLANEOUS	SF	10,000,000	0	0	0	10,000,000	0

ATP: C
Fiscal Year: 2016

STIP for FY 2014-2017

Seq #	Route System	Project Number	Agency	Description	Miles	Program	Type of Work	Proposed Funds	Total	FHWA	AC	FTA	TH	Other
2134	MN 999	880C-TZCE-16	MNDOT	TZD SAFETY EDUCATION (PAID MEDIA/WORKSHOPS/CONFERENCES/OTHER, SECTION 164)	0.0	SH	TZD BEHAVIOR STRATEGIES	HSIP	950,000	950,000	0	0	0	0
2135	MN 999	880C-TZDC-16	MNDOT	TZD REGIONAL COORDINATOR POSITIONS (SECTION 164)	0.0	SH	TZD BEHAVIOR STRATEGIES	HSIP	485,000	485,000	0	0	0	0
2136	MN 999	880C-TZDO-16	MNDOT	TZD ENFORCEMENT, EMS & OTHER SHSP BEHAVIOR STRATEGIES (SECTION 164)	0.0	SH	TZD BEHAVIOR STRATEGIES	HSIP	1,750,000	1,750,000	0	0	0	0
2137	MN 999	880C-WLB-16	MNDOT	WETLAND BANKING AGREEMENTS	0.0	RW	WETLAND MITIGATION	SF	250,000	0	0	0	250,000	0
									\$114,441,944	\$28,410,000	\$0	\$23,400,000	\$31,982,777	\$30,649,167

ATP: C
Fiscal Year: 2017

STIP for FY 2014-2017

Seq #	Route System	Project Number	Agency	Description	Miles	Program	Type of Work	Proposed Funds	Total	FHWA	AC	FTA	TH	Other
2138	BB	TRF-9101-17	MNDOT	SECT 5311: GREATER MN TRANSIT OPERATING; AND PUBLIC TRANSIT OPERATING ASSISTANCE	0.0	OB	OPERATE BUS	FTA	42,616,353	0	0	15,200,000	0	27,416,353
2139	BB	TRF-9106-17	MNDOT	SECT 5339: GREATER MN TRANSIT CAPITAL, INCLUDING TRANSIT BUSES, BUS RELATED EQUIPMENT, TRANSIT FACILITIES AND TRANSIT ITS CAPITAL	0.0	BB	CAPITAL	FTA	2,375,000	0	0	1,900,000	0	475,000
2140	BB	TRF-9107-17	MNDOT	SECT 5310: GREATER MN TRANSIT CAPITAL; INCLUDING SMALL URBAN, RURAL TRANSIT BUSES, BUS RELATED EQUIPMENT, MOBILITY MANAGEMENT AND ITS PROJECTS	0.0	NB	PURCHASE BUS	FTA	2,300,000	0	0	1,800,000	0	500,000
2141	BB	TRF-9110-17	MNDOT	SECT 5310: MN TRANSIT CAPITAL INCLUDING LARGE URBAN TRANSIT BUSES, BUS RELATED EQUIPMENT, MOBILITY MANAGEMENT AND TRANSIT ITS	0.0	NB	PURCHASE BUS	FTA	2,400,000	0	0	1,900,000	0	500,000
2142	BB	TRF-9801-17	MNDOT	SECT 5311 (F): INTER-CITY BUS PROGRAM; INVOLVES OPERATING (50%), CAPITAL VEHICLE PURCHASES (80%), CAPITAL VEHICLE REHAB (80%), MARKETING (80%) AND PILOT OPERATING (100%)	0.0	OB	OPERATE BUS	FTA	5,150,000	0	0	2,600,000	0	2,550,000
2143	BB	TRS-9100-17T	MNDOT	STP-GREATER MN TRANSIT CAPITAL; INCLUDING TRANSIT BUSES, BUS RELATED EQUIPMENT, TRANSIT FACILITIES AND TRANSIT ITS CAPITAL	0.0	TR	PURCHASE BUS	STP	1,250,000	1,000,000	0	0	0	250,000
2144	MN 999	880C-ADA-17	MNDOT	AMERICAN WITH DISABILITIES ACT (ADA) SETASIDE FOR 2017	0.0	PL	PLANNING	TAP	2,500,000	2,000,000	0	0	500,000	0
2145	LOCAL 999	880C-BUI-17	MNDOT	BRIDGE UNDERWATER INSPECTION FOR LOCAL SYSTEM	0.0	BI	MISCELLANEOUS	BR	500,000	400,000	0	0	0	100,000
2146	MN 999	880C-CM-17	MNDOT	CONTAMINATED MATERIAL CONTRACTS, ASBESTOS MATERIALS	0.0	RW	WETLAND MITIGATION	SF	335,000	0	0	0	335,000	0
2147	MN 999	880C-COF-17	MNDOT	COMMISSIONER'S OPPORTUNITY FUND	0.0	NA	MISCELLANEOUS	STP	10,070,000	5,750,000	0	0	4,320,000	0
2148	MN 999	880C-DBE-17	MNDOT	DBE WORKFORCE DEVELOPMENT (100% FEDERAL)	0.0	PL	MISCELLANEOUS	STP	1,700,000	1,700,000	0	0	0	0
2149	MN 999	880C-DI-17	MNDOT	DESTINATION INNOVATION	0.0	NA	INNOVATIVE SOLUTIONS	SF	10,000,000	0	0	0	10,000,000	0
2150	LOCAL 999	880C-FCBS-17	MNDOT	FRACTURE CRITICAL BRIDGE INSPECTIONS ON LOCAL NON-FEDERAL ROUTES (SOFT MATCH)	0.0	BI	MISCELLANEOUS	STP	250,000	200,000	0	0	0	50,000
2151	LOCAL 999	880C-FCB-17	MNDOT	FRACTURE CRITICAL BRIDGE INSPECTIONS ON LOCAL FEDERAL ROUTES	0.0	BI	MISCELLANEOUS	STP	62,500	50,000	0	0	0	12,500
2152	MN 999	880C-ITS-17	MNDOT	ITS DEPLOYMENT SETASIDE	0.0	TM	MISCELLANEOUS	STP	1,500,000	1,500,000	0	0	0	0

ATP: C
Fiscal Year: 2017

STIP for FY 2014-2017

Seq #	Route System	Project Number	Agency	Description	Miles	Program	Type of Work	Proposed Funds	Total	FHWA	AC	FTA	TH	Other
2153	MN 999	880C-LTA-17	MNDOT	LOCAL TECHNICAL ASSISTANCE PROGRAM	0.0	PL	PLANNING	FFM	525,000	150,000	0	0	0	375,000
2154	MN 999	880C-OJT-17	MNDOT	ON THE JOB TRAINING	0.0	NA	MISCELLANEOUS	STP	300,000	300,000	0	0	0	0
2155	MN 999	880C-PED-17	MNDOT	STATEWIDE PED/BIKE COORDINATOR	0.0	PL	PLANNING	TAP	150,000	150,000	0	0	0	0
2156	MN 999	880C-PI-17	MNDOT	PROGRAM INCIDENTALS SETASIDE	0.0	CA	MISCELLANEOUS	SF	200,000	0	0	0	200,000	0
2157	RR 999	880C-RAIL-17	MNDOT	RAIL GRADE CROSSING SETASIDE-UPGRADES	0.0	SR	RR X-ING IMPROVEMENTS	RRS	250,000	250,000	0	0	0	0
2158	RR 999	880C-RCD-17	MNDOT	RAIL CROSSING DATABASE	0.0	SR	RR X-ING IMPROVEMENTS	RRS	110,000	110,000	0	0	0	0
2159	MN 999	880C-RDF-17	MNDOT	RED DYED FUEL TAX EVASION ENFORCEMENT	0.0	TM	PLANNING	STP	140,000	140,000	0	0	0	0
2160	MN 999	880C-RIDE-17	MNDOT	MINNESOTA RIDESHARE COORDINATOR	0.0	PL	PLANNING	TAP	150,000	150,000	0	0	0	0
2161	REC TRAIL	880C-RT-17	DNR PARKS AND TRAILS	STATEWIDE DNR PARKS & TRAILS	0.0	RT	PARKS & TRAIL	RT	2,500,000	2,000,000	0	0	0	500,000
2162	MN 999	880C-RWI-17	MNDOT	RIGHT OF WAY INCIDENTALS	0.0	RW	RIGHT OF WAY	SF	200,000	0	0	0	200,000	0
2163	RR 999	880C-RXE-17	MNDOT	RAIL GRADE CROSSING PRELIMINARY ENGINEERING	0.0	SR	RR X-ING IMPROVEMENTS	RRS	100,000	100,000	0	0	0	0
2164	RR 999	880C-RXS-17	MNDOT	RAIL GRADE CROSSING SAFETY SETASIDE	0.0	SR	RR X-ING IMPROVEMENTS	RRS	4,900,000	4,900,000	0	0	0	0
2165	MN 999	880C-SANC-17	MNDOT	STRATEGIC HIGHWAY SAFETY PLAN INFRASTRUCTURE (STATEWIDE, SECTION 164)	0.0	SH	PAVEMENT MARKING/CABLE BARRIER	HSIP	3,715,000	3,715,000	0	0	0	0
2166	MN 999	880C-SDS-17	MNDOT	SEEDS/PHOENIX INTERNSHIPS	0.0	NA	MISCELLANEOUS	STP	700,000	700,000	0	0	0	0
2167	MN 999	880C-SFM-117	MNDOT	STATE FURNISHED MATERIALS	0.0	NA	MISCELLANEOUS	SF	2,000,000	0	0	0	2,000,000	0
2168	MN 999	880C-TAPF-17	MNDOT	TRANSPORTATION ALTERNATIVE PROGRAM FEDERAL FUND SETASIDE	0.0	NA	PLANNING	TAP	5,000,000	5,000,000	0	0	0	0
2169	LOCAL 999	880C-TAPS-17	MNDOT	TRANSPORTATION ALTERNATIVE PROGRAM STATE FUND SETASIDE	0.0	NA	PLANNING	TAP	5,000,000	0	0	0	5,000,000	0
2170	MN 999	880C-TED-17	MNDOT	TRANSPORTATION ECONOMIC DEVELOPMENT SET ASIDE FOR 2017	0.0	PL	MISCELLANEOUS	SF	10,000,000	0	0	0	10,000,000	0

ATP: C
Fiscal Year: 2017

STIP for FY 2014-2017

Seq #	Route System	Project Number	Agency	Description	Miles	Program	Type of Work	Proposed Funds	Total	FHWA	AC	FTA	TH	Other
2171	MN 999	880C-TZCE-17	MNDOT	TZD SAFETY EDUCATION (PAID MEDIA/WORKSHOPS/CONFERENCES/OTHER, SECTION 164)	0.0	SH	TZD BEHAVIOR STRATEGIES	HSIP	950,000	950,000	0	0	0	0
2172	MN 999	880C-TZDC-17	MNDOT	TZD REGIONAL COORDINATOR POSITIONS (SECTION 164)	0.0	SH	TZD BEHAVIOR STRATEGIES	HSIP	485,000	485,000	0	0	0	0
2173	MN 999	880C-TZDO-17	MNDOT	TZD ENFORCEMENT, EMS & OTHER SHSP BEHAVIOR STRATEGIES (SECTION 164)	0.0	SH	TZD BEHAVIOR STRATEGIES	HSIP	1,750,000	1,750,000	0	0	0	0
2174	MN 999	880C-WLB-17	MNDOT	WETLAND BANKING AGREEMENTS	0.0	RW	WETLAND MITIGATION	SF	250,000	0	0	0	250,000	0
2175	MN 999	880C-WS-17	MNDOT	WEIGH STATION AND SCALE REHABILITATION	0.0	RB	BUILDING REHAB	STP	1,000,000	800,000	0	0	200,000	0
									\$123,383,853	\$34,250,000	\$0	\$23,400,000	\$33,005,000	\$32,728,853

Appendix A

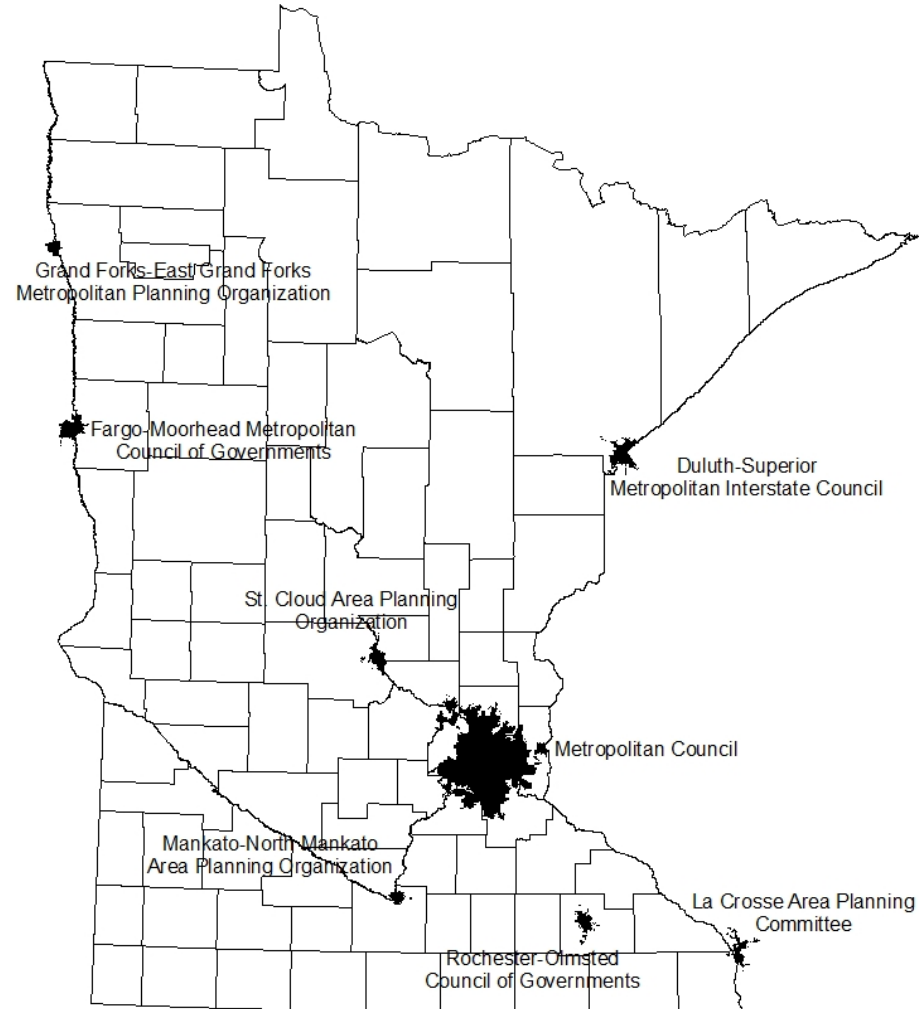
Select Highway and Transit Programs

- ✓ Greater Minnesota MPO Programs
- ✓ Transportation Alternatives Program (TAP)
- ✓ Highway Safety Improvement Program (HSIP)
- ✓ Transit Programs
- ✓ Tribal Transportation Program (TTP)
- ✓ Recreational Trails Program
- ✓ MnDOT State Road Construction Program (SRC)

Greater Minnesota MPO Programs

- ✓ Duluth-Superior Metropolitan Interstate Council
- ✓ Grand Forks-East Grand Forks Metropolitan Planning Organization
- ✓ St. Cloud Area Planning Organization
- ✓ Fargo-Moorhead Metropolitan Council of Governments
- ✓ LaCrosse Area Planning Committee
- ✓ Rochester-Olmsted Council of Governments
- ✓ Mankato/North Mankato Area Planning Organization

Minnesota Metropolitan Planning Organizations



GREATER MINNESOTA MPO PROGRAMS

In accordance with the joint FHWA/FTA Metropolitan Planning Rules, 23 CFR Section 450.324, each of the Metropolitan Planning Organizations in Greater Minnesota has developed and approved a four-year fiscally constrained Transportation Improvement Program (TIP). Each TIP provides a prioritized list of projects for which federal (FHWA and FTA), state (MnDOT) and in some cases, local funds are anticipated to be used. The federally funded projects have been selected through the Area Transportation Partnership (ATP) process and are included in the appropriate Area Transportation Improvement Program (ATIP).

Also included in the MPO TIP is a financial plan which discusses the program's fiscal constraint as well as the MPO's certification that the MPO planning process is being carried out in compliance with all applicable federal requirements. In the case of Duluth-Superior and St. Cloud, which are "air quality maintenance areas" for carbon monoxide, a conformity determination analysis is also included.

After adoption by the MPO, approval from MnDOT as the Governor's designee, and the completion of a joint planning finding and Air Quality Conformity Determination by FHWA and FTA (where needed), the MPO TIP is incorporated by reference, without modification, into the STIP. Additionally, the federal and MnDOT funded projects within the MPO area are listed in the STIP.

The following table summarizes the federal funding for each MPO.

Figure A-1 GREATER MINNESOTA MPO FUNDING BY SOURCE AND YEAR (\$ THOUSANDS)					
SOURCE	2014	2015	2016	2017	TOTAL*
FTA					
Duluth-Superior	2,291	2,100	2,150	2,214	8,755
Grand Forks-East Grand Forks	93	0	0	0	93
St. Cloud	2,613	2,226	2,336	2,396	9,571
Fargo-Moorhead	818	1,240	917	1,875	4,850
Rochester-Olmsted	4,325	3,672	2,785	6,816	17,597
Mankato/N. Mankato	565	565	435	436	2,001
LaCrosse	44	94	94	94	326
SUBTOTAL*	10,749	9,897	8,717	13,830	43,193
FHWA**					
Duluth-Superior	11,440	7,824	20,388	2,097	41,749
Grand Forks-East Grand Forks	1,166	0	0	0	1,166
St. Cloud	5,994	15,508	23,666	7,050	52,218
Fargo-Moorhead	6,809	7,884	5,960	5,311	25,964
Rochester-Olmsted	5,435	22,500	6,451	10,683	45,069
Mankato/N. Mankato	5,205	400	576	0	6,181
LaCrosse	0	0	0	0	0
SUBTOTAL*	36,049	54,117	57,040	25,141	172,348
TOTAL*	46,798	64,014	65,757	38,972	215,542

*may not total correctly due to rounding

**includes transit capital

MANKATO – NORTH MANKATO AREA PLANNING ORGANIZATION

On March 27, 2012, the Census Bureau identified Mankato as an urbanized area with a population of 57,584.

Under federal law (§ 134(d)(1) of the Moving Ahead for Progress in the 21st Century Act (MAP-21), all urbanized areas with a population of more than 50,000 individuals must have a designated metropolitan planning organization (MPO) that is responsible for long-range transportation planning, as well as a short-range investment program.

In response to this, the Mankato/North Mankato Area Planning Organization (MAPO) was established with the guidance of MnDOT Office of Statewide Multimodal Planning (OSMP), the Federal Highway Administration, MnDOT District 7, local governments, transit operators and Region 9 Development Commission. A joint powers agreement between the local governments representing at least 75 percent of the affected population was enacted to establish MAPO as the designated metropolitan planning organization, and was approved by the Governor on January 11, 2013. The city of Mankato serves as the administrative agency.

Now that MAPO has been designated as the agency designated to be the MPO, MnDOT will continue to work with that agency and local governments to ensure all federal and state planning requirements are met.

ATP: DULUTH-SUPERIOR METROPOLITAN INTERSTATE COMMITTEE
Fiscal Year: 2014

STIP for FY 2014-2017

Seq #	Route System	Project Number	Agency	Description	Miles	Program	Type of Work	Proposed Funds	Total	FHWA	AC	FTA	TH	Other
1	BB	TRF-0016-14A	DULUTH TRANSIT AUTHORITY	SECT 5307: DULUTH DIAL-A-RIDE TRANSIT OPERATING ASSISTANCE	0.0	B9	OPERATE BUS	LF	594,104	0	0	0	0	594,104
2	BB	TRF-0016-14B	DULUTH TRANSIT AUTHORITY	SECT 5307: OPERATING ASSISTANCE	0.0	B9	OPERATE BUS	FTA	7,070,051	0	0	1,400,000	0	5,670,051
3	BB	TRF-0016-14C	DULUTH TRANSIT AUTHORITY	SECT 5307: FACILITY MAINTENANCE, UPGRADES AND REHAB	0.0	B9	BUS GRANT CAPITAL IMPROVEMENT	FTA	699,856	0	0	550,000	0	149,856
4	BB	TRF-0016-14D	DULUTH TRANSIT AUTHORITY	SECT 5307: PASSENGER AMENITIES	0.0	B9	OPERATE BUS	FTA	3,965,029	0	0	150,000	0	3,815,029
7	BB	TRF-0016-14-JA	DULUTH TRANSIT AUTHORITY	SECT 5316: JARS URBAN OPERATING FUNDS FOR DULUTH TRANSIT AUTHORITY	0.0	JA	OPERATE BUS	FTA	383,000	0	0	191,500	0	191,500
9	BB	TRS-0016-14	DULUTH TRANSIT AUTHORITY	DTA-PURCHASE 10 BUSES TOTAL, 5 WILL BE HYBRID (CLASS 700)	0.0	TR	PURCHASE BUS	STP	5,616,000	1,500,000	0	0	0	4,116,000
40	LOCAL 999	118-080-042	DULUTH	**MN134** SECONDARY ACCESS ROADWAY TO DULUTH AIR NATIONAL GUARD BASE	1.0	MC	GRADE AND SURFACE	DEMO	1,250,000	1,000,000	0	0	0	250,000
41	PED/BIKE	118-090-019	DULUTH	CROSS CITY TRAIL DULUTH, RECYCLE WAY TO 59TH AVE WEST	1.0	EN	PED/BIKE IMPROVEMENT	TAP	700,000	500,000	0	0	0	200,000
42	MSAS 148	118-148-008	DULUTH	10TH AVENUE E RECONSTRUCTION: E SUPERIOR STREET TO E 5TH STREET	0.0	RC	GRADE AND SURFACE	STP	3,340,000	950,000	0	0	0	2,390,000
43	PED/BIKE	129-591-003	GRAND RAPIDS	**SRTS** INFRA GRAND RAPIDS CONSTRUCTION OF SIDEWALKS ON 8TH AVE NW AND NE 7TH AVE	0.0	BT	PED/BIKE IMPROVEMENT	SRTS	157,968	157,968	0	0	0	0
45	I 35	0980-143	MNDOT	2 MILES SOUTH TO MIDWAY RD, CABLE MEDIAN BARRIER INSTALLATION (ASSOC SP 6982-299)	2.0	SH	SAFETY TARGET	HSIP	579,956	521,960	0	0	57,996	0
48	US 2	6937-69100D	MNDOT	BONG BRIDGE & RAMP REPAIRS, DECK OVERLAY, PAINTING, JOINT REPAIR/REPLACEMENT, BR #S 69100D	0.0	BI	BRIDGE REPAIR	NHPP	8,250,000	6,600,000	0	0	1,650,000	0
54	MN 61	6925-134	MNDOT	**ADA** PED RAMP IMPROVEMENT FROM 32ND AVE E TO 59TH AVE E	3.0	EN	PED/BIKE IMPROVEMENT	TAP	262,500	210,000	0	0	52,500	0
									\$32,868,464	\$11,439,928	\$0	\$2,291,500	\$1,760,496	\$17,376,540

ATP: DULUTH-SUPERIOR METROPOLITAN INTERSTATE COMMITTEE
Fiscal Year: 2015

STIP for FY 2014-2017

Seq #	Route System	Project Number	Agency	Description	Miles	Program	Type of Work	Proposed Funds	Total	FHWA	AC	FTA	TH	Other
66	BB	TRF-0016-15A	DULUTH TRANSIT AUTHORITY	SECT 5307: DULUTH DIAL-A-RIDE TRANSIT OPERATING ASSISTANCE	0.0	B9	OPERATE BUS	LF	611,927	0	0	0	0	611,927
67	BB	TRF-0016-15B	DULUTH TRANSIT AUTHORITY	SECT 5307: OPERATING ASSISTANCE	0.0	B9	OPERATE BUS	FTA	7,070,051	0	0	1,400,000	0	5,670,051
68	BB	TRF-0016-15C	DULUTH TRANSIT AUTHORITY	SECT 5307: DULUTH TRANSIT CAPITAL	0.0	B9	BUS GRANT CAPITAL IMPROVEMENT	FTA	875,000	0	0	700,000	0	175,000
69	BB	TRF-0016-15D	DULUTH TRANSIT AUTHORITY	SECT 5307: PREVENTATIVE MAINTENANCE	0.0	B9	OPERATE BUS	LF	3,965,029	0	0	0	0	3,965,029
94	CSAH 9	069-609-038	ST LOUIS COUNTY	FROM JCT CSAH 13 (MIDWAY RD) TO JCT CSAH 4 (RICE LAKE RD), PAVEMENT RECLAMATION	6.0	RD	BITUMINOUS RECLAMATION	STP	3,125,000	2,500,000	0	0	0	625,000
99	PED/BIKE	118-090-018	DULUTH	**MN146** CROSS CITY TRAIL, DULUTH, 30TH AVE WEST TO RECYCLE WAY	2.0	BT	PED/BIKE IMPROVEMENT	DEMO	1,912,189	1,449,751	0	0	0	462,438
100	PED/BIKE	118-090-021	DULUTH	CROSS CITY TRAIL DULUTH, 59TH AVE WEST TO PULASKI ST	1.0	EN	PED/BIKE IMPROVEMENT	TAP	700,000	500,000	0	0	0	200,000
101	MSAS 173	118-173-007	DULUTH	WEST FIRST STREET RECONSTRUCTION FROM MESABA AVE TO PIEDMONT AVE	1.0	RC	GRADE AND SURFACE	STP	4,420,000	920,000	0	0	0	3,500,000
112	MN 23	6910-92	MNDOT	TH 23 IN DULUTH, MISSION CREEK BRIDGE# 5757 WORK AND GRADING	0.0	BR	GRADE AND BRIDGE	SF	2,500,000	0	0	0	2,500,000	0
114	I 35	6982-290AC4	MNDOT	**AC** BOUNDARY AVE TO 26TH AVE E, PAVEMENT REPL & REPAIRS, BR REPL BR #S 69831, 69832, 69880 & REPAIRS BR #S 69851, 69852, 69879 + SPOT REPAIRS AT 21ST AVE W INTERCHANGE, REMOVE BR #S 69835 & 69828 NEAR 27TH AVE W, SAFETY IMPROVEMENTS (AC PAYBACK 4 OF 4)	10.0	BR	BRIDGE REPLACEMENT	NHPP	2,454,611	2,454,611	0	0	0	0
									\$27,633,807	\$7,824,362	\$0	\$2,100,000	\$2,500,000	\$15,209,445

ATP: DULUTH-SUPERIOR METROPOLITAN INTERSTATE COMMITTEE
Fiscal Year: 2016

STIP for FY 2014-2017

Seq #	Route System	Project Number	Agency	Description	Miles	Program	Type of Work	Proposed Funds	Total	FHWA	AC	FTA	TH	Other
132	BB	TRF-0016-16A	DULUTH TRANSIT AUTHORITY	SECT 5307: DULUTH DIAL-A-RIDE TRANSIT OPERATING ASSISTANCE	0.0	B9	OPERATE BUS	LF	630,285	0	0	0	0	630,285
133	BB	TRF-0016-16B	DULUTH TRANSIT AUTHORITY	SECT 5307: DULUTH OPERATING ASSISTANCE	0.0	B9	OPERATE BUS	FTA	7,070,051	0	0	1,450,000	0	5,620,051
134	BB	TRF-0016-16C	DULUTH TRANSIT AUTHORITY	SECT 5307: DULUTH TRANSIT CAPITAL	0.0	B9	BUS GRANT CAPITAL IMPROVEMENT	FTA	875,000	0	0	700,000	0	175,000
135	BB	TRF-0016-16D	DULUTH TRANSIT AUTHORITY	SECT 5307: DULUTH PREVENTATIVE MAINTENANCE	0.0	B9	OPERATE BUS	LF	3,965,029	0	0	0	0	3,965,029
137	BB	TRS-0016-16	DULUTH TRANSIT AUTHORITY	DTA-PURCHASE 10 BUSES TOTAL, 5 BUSES WILL BE HYBRID (CLASS 700)	0.0	TR	PURCHASE BUS	STP	4,708,500	1,500,000	0	0	0	3,208,500
147	CSAH 90	069-690-013	ST LOUIS COUNTY	ARLINGTON AVE FROM TRINITY ROAD TO ARROWHEAD ROAD RECLAIM, MILL & OVERLAY	3.0	RD	BITUMINOUS RECLAMATION	STP	2,000,000	1,600,000	0	0	0	400,000
149	MSAS 202	118-202-002	DULUTH	DULUTH HEIGHTS CONECTOR (JOSHUA AVE) FROM MAPLE GROVE TO ARROWHEAD ROAD	0.0	MC	GRADE AND SURFACE	STP	4,600,000	2,900,000	0	0	0	1,700,000
152	MSAS 103	202-103-009	HERMANTOWN	STEBNER ROAD BETWEEN MAPLE GROVE ROAD AND TH 53 RECONSTRUCTION	1.0	RC	GRADE AND SURFACE	STP	2,500,000	1,600,000	0	0	0	900,000
154	MN 23	6910-89	MNDOT	**ELLA** 0.28 MI E BECKS RD TO POLK STREET IN WEST DULUTH, MILL & OVERLAY (ASSOC 6910-88544A (KINGBURY CR)	5.0	BR	BRIDGE REPLACEMENT	STP	11,400,000	8,120,000	0	0	3,280,000	0
159	US 53	6915-133	MNDOT	IN DULUTH, US 53 (TRINITY RD) 0.422 MI N JCT ANDERSON RD TO E JCT MN TH 194 EB (ASSOC 6933-90), MILL AND OVERLAY	1.0	RS	MILL AND OVERLAY	NHPP	1,000,000	800,000	0	0	200,000	0
163	MN 61	6925-135	MNDOT	IN DULUTH, 61ST AVE E TO 0.12 MI N SUPERIOR ST, MILL AND OVERLAY	1.0	RS	MILL AND OVERLAY	NHPP	560,000	448,000	0	0	112,000	0
165	MN 194	6933-92	MNDOT	IN DULUTH, N MESABA AVE CROSSING TO JCT I 35 CPR & BRIDGE REPAIR # 69839 & 69840 (TIED TO 6980-59) (ASSOC SP 6933-(69839B) & 6933-(69840B)	1.0	RD	CONCRETE PAVEMENT REHAB	NHPP	2,700,000	2,160,000	0	0	540,000	0
168	I 535	6980-59	MNDOT	IN DULUTH, CPR WORK ON I 535 FR JCT BLATNIK BRIDGE TO JCT I 35 (TIED TO SP 6933-92)	1.0	RD	CONCRETE PAVEMENT REHAB	NHPP	1,400,000	1,260,000	0	0	140,000	0
									\$43,408,865	\$20,388,000	\$0	\$2,150,000	\$4,272,000	\$16,598,865

ATP: DULUTH-SUPERIOR METROPOLITAN INTERSTATE COMMITTEE
Fiscal Year: 2017

STIP for FY 2014-2017

Seq #	Route System	Project Number	Agency	Description	Miles	Program	Type of Work	Proposed Funds	Total	FHWA	AC	FTA	TH	Other
182	BB	TRF-0016-17A	DULUTH TRANSIT AUTHORITY	SECT 5307: DULUTH DIAL-A-RIDE TRANSIT OPERATING ASSISTANCE	0.0	B9	OPERATE BUS	LF	649,190	0	0	0	0	649,190
183	BB	TRF-0016-17B	DULUTH TRANSIT AUTHORITY	SECT 5307: OPERATING ASSISTANCE	0.0	B9	OPERATE BUS	FTA	7,282,150	0	0	1,493,500	0	5,788,650
184	BB	TRF-0016-17D	DULUTH TRANSIT AUTHORITY	SECT 5307: PREVENTATIVE MAINTENANCE	0.0	B9	OPERATE BUS	LF	4,084,000	0	0	0	0	4,084,000
185	BB	TRF-0016-17C	DULUTH TRANSIT AUTHORITY	SECT 5307: DULUTH TRANSIT CAPITAL	0.0	B9	BUS GRANT CAPITAL IMPROVEMENT	FTA	900,000	0	0	720,000	0	180,000
187	BB	TRS-0016-17	DULUTH TRANSIT AUTHORITY	DTA - STRIDE-PURCHASE 3 BUSES (CLASS 400)	0.0	TR	PURCHASE BUS	STP	246,000	196,800	0	0	0	49,200
190	CSAH 9	069-609-040	DULUTH, ST LOUIS COUNTY	IN DULUTH ON 4TH STREET FROM 6TH AVE E TO WALLACE RD, MILL AND OVERLAY, CURB AND GUTTER AND STORM SEWER	2.0	RD	MILL AND OVERLAY	STP	3,400,000	1,900,000	0	0	0	1,500,000
									\$16,561,340	\$2,096,800	\$0	\$2,213,500	\$0	\$12,251,040

ATP: GRAND FORKS-EAST GRAND FORKS METROPOLITAN PLANNING ORGANIZATION
Fiscal Year: 2014

STIP for FY 2014-2017

Seq #	Route System	Project Number	Agency	Description	Miles	Program	Type of Work	Proposed Funds	Total	FHWA	AC	FTA	TH	Other
223	BB	TRF-0018-14A	EAST GRAND	SECT 5307: EAST GRAND FORKS DAR TRANSIT OPERATING ASSISTANCE	0.0	B9	OPERATE BUS	LF	63,000	0	0	0	0	63,000
224	BB	TRF-0018-14B	EAST GRAND	SECT 5307: EAST GRAND FORKS FIXED ROUTE TRANSIT OPERATING ASSISTANCE	0.0	B9	OPERATE BUS	FTA	248,000	0	0	77,000	0	171,000
225	BB	TRF-0018-14C	EAST GRAND	SECT 5307: EAST GRAND FORKS INSTALLATION OF DESIGNATED BUS STOPS	0.0	B9	BUS GRANT CAPITAL IMPROVEMENT	FTA	20,000	0	0	16,000	0	4,000
242	CITY	119-080-011	EAST GRAND	IN EAST GRAND FORKS - ON 17TH ST NE FROM MN220 TO 5TH AVE NE, CONCRETE REPAIR	0.0	RC	CONCRETE PAVEMENT REHAB	STP	1,246,870	737,840	0	0	0	509,030
243	PED/BIKE	119-117-002	EAST GRAND	IN EAST GRAND FORKS - ALONG 20TH ST NE FROM MN220 TO 5TH AVE NE & ALONG 5TH AVE NE FROM 23RD ST NE TO 15TH ST NE, CONSTRUCT NEW PED/BIKE SIDEWALK	0.0	EN	PEDESTRIAN BIKE TRAIL	TAP	289,060	177,880	0	0	0	111,180
254	MN 220	6016-41	MNDOT	BNSF, INSTALL GATES AND FLASHING LIGHTS, MN TH 220, 420TH AVE SW, (SOUTHEAST OF EAST GRAND FORKS)	0.0	SR	RAILROAD SIGNALS	RRS	250,000	250,000	0	0	0	0
									\$2,116,930	\$1,165,720	\$0	\$93,000	\$0	\$858,210

ATP: ST CLOUD AREA PLANNING ORGANIZATION
Fiscal Year: 2014

STIP for FY 2014-2017

Seq #	Route System	Project Number	Agency	Description	Miles	Program	Type of Work	Proposed Funds	Total	FHWA	AC	FTA	TH	Other
380	BB	TRF-0048-14B	METRO BUS	SECT 5307: FIXED ROUTE TRANSIT SERVICE OPERATING ASSISTANCE	0.0	B9	OPERATE BUS	FTA	6,837,659	0	0	1,162,659	0	5,675,000
381	BB	TRF-0048-14D	METRO BUS	SECT 5307: TRANSIT CAPITAL PURCHASES, OFFICE EQUIPMENT & COMPUTERS	0.0	B9	BUS GRANT CAPITAL IMPROVEMENT	FTA	25,000	0	0	20,000	0	5,000
382	BB	TRF-0048-14E	METRO BUS	SECT 5307: TRANSIT CAPITAL PURCHASES, MAINTENANCE TOOLS & EQUIPMENT	0.0	B9	BUS GRANT CAPITAL IMPROVEMENT	FTA	10,000	0	0	8,000	0	2,000
383	BB	TRF-0048-14F	METRO BUS	SECT 5307: TRANSIT CAPITALIZED PREVENTIVE MAINTENANCE	0.0	B9	BUS GRANT CAPITAL IMPROVEMENT	FTA	1,343,211	0	0	1,074,569	0	268,642
384	BB	TRF-0048-14O	METRO BUS	SECT 5307: TRANSIT CAPITAL PURCHASES, 2 SMALL BUSES	0.0	B9	BUS GRANT CAPITAL IMPROVEMENT	FTA	360,000	0	0	288,000	0	72,000
385	BB	TRF-0048-14V	METRO BUS	SECT 5307: TRANSIT CAPITAL PURCHASES, BUS SHELTER AMENITY PROGRAM	0.0	B9	BUS GRANT CAPITAL IMPROVEMENT	FTA	25,000	0	0	20,000	0	5,000
386	BB	TRF-0048-14W	METRO BUS	SECT 5307: TRANSIT CAPITAL PURCHASE, ITS PROJECTS	0.0	B9	BUS GRANT CAPITAL IMPROVEMENT	FTA	50,000	0	0	40,000	0	10,000
398	CSAH 3	005-603-027AC	BENTON COUNTY	**AC** BENTON COUNTY CSAH 3: BENTON DRIVE TO TH 10, CONDUCT EVIRONMENTAL STUDY (AC PAYBACK 1 OF 1)	0.0	PL	PLANNING	STP	130,137	130,137	0	0	0	0
399	CSAH 3	005-603-028	BENTON COUNTY	**MN162** BENTON COUNTY CSAH 3: BENTON DRIVE TO TH 10, RIGHT OF WAY ACQUISITION (SAFETEA-LU)	0.0	RW	RIGHT OF WAY	DEMO	4,500,000	658,242	0	0	0	3,841,758
417	LOCAL 999	071-070-023	SHERBURNE COUNTY	COUNTYWIDE 6" EDGETLINE STRIPING	0.0	SH	STRIPING	HSIP	141,000	126,900	0	0	0	14,100
420	LOCAL 999	073-070-009	STEARNS COUNTY	STEARNS COUNTY INTERSECTION STREET LIGHTING	0.0	SH	STRIPING	HSIP	91,000	81,900	0	0	0	9,100
421	CSAH 133	073-070-010	STEARNS COUNTY	CSAH 133/19TH AVENUE, CONSTRUCT ROUNDABOUT	0.0	SH	MISCELLANEOUS	HSIP	450,000	405,000	0	0	0	45,000
422	CSAH 2	073-602-045	STEARNS COUNTY	**AC** STEARNS CSAH 4 TO CSAH 75, ROADWAY RESURFACING (AC PROJECT - PAYBACK IN 2017)	0.0	RS	MILL AND OVERLAY	STP	198,000	0	792,000	0	0	198,000
430	PED/BIKE	162-090-005	ST CLOUD	**AC** EXTEND BEAVER ISLAND BIKE/PED TRAIL, ST CLOUD CIVIC CENTER NORTH TO 5TH AVENUE ALONG MISSISSIPPI RIVER IN ST CLOUD (AC PROJECT, PAYBACK IN 2015)	0.0	EN	PEDESTRIAN BIKE TRAIL	TAP	2,448,561	493,465	601,439	0	0	1,955,096
431	LOCAL 999	162-151-001	ST. CLOUD	33RD STREET SOUTH PHASE 1: 400' E OF CSAH 75 TO 500' W OF SOUTHWAY DRIVE, EXPAND TO 4-LANE, INCL ROUNDABOUT AT SOUTHWAY DR AND ASSOCIATED FRONTAGE ROAD REVISIONS	0.0	MC	GRADE AND SURFACE	STP	3,500,000	1,900,000	0	0	0	1,600,000

ATP: ST CLOUD AREA PLANNING ORGANIZATION
Fiscal Year: 2014

STIP for FY 2014-2017

Seq #	Route System	Project Number	Agency	Description	Miles	Program	Type of Work	Proposed Funds	Total	FHWA	AC	FTA	TH	Other
432	PED/BIKE	191-591-002	SAUK RAPIDS	**SRTS** INFRA SAUK RAPIDS CONSTRUCTION ENGINEERING & CONSTRUCTION FOR SIDEWALKS ALONG 11TH STREET NORTH AND 6TH AVENUE NORTH	0.0	BT	PED/BIKE IMPROVEMENT	SRTS	276,600	276,600	0	0	0	0
435	LOCAL 999	220-117-002AC1	SARTELL	**AC** GRADING, AGG BASE, BITUMINOUS SURFACING, CONCRETE CURB & GUTTER, ROUNDABOUTS, STORM SEWER & WATER MAIN FOR 50TH AVENUE FROM JCT CR 120 & 50TH AVE TO 0.429 MI N OF 50TH AVE (AC PAYBACK 1 OF 2)	0.0	MC	GRADE AND SURFACE	STP	172,000	172,000	0	0	0	0
436	MSAS 117	220-117-003	SARTELL	**MN162** ROW ACQUISITION FROM 23RD ST SOUTH TO HERITAGE DR AND FROM HERITAGE DR NORTH TO 4TH AVE CONNECTION AT 2ND ST SOUTH, 1.8 MILES (SAFETEA-LU)	2.0	RW	RIGHT OF WAY	DEMO	590,000	470,001	0	0	0	119,999
438	MN 15	7303-48	SAINT CLOUD	**TED10** CONSTRUCT NEW INTERCHANGE AT TH 15 AND 33RD STREET IN ST CLOUD AND WAITE PARK, NEW BRIDGE #73046	0.0	AM	GRADE AND BRIDGE	BF	12,400,000	0	0	0	0	12,400,000
439	MN 10	0502-107	MNDOT	**TED12** INTERCHANGE IMPROVEMENTS AT TH 10 AND BENTON CSAH 3 IN SAUK RAPIDS, INCLUDES REHAB BR 05006 (RAILS AND SIDEWALKS) (BENTON COUNTY IS THE LEAD AGENCY) (OTHER FUNDS = 1,463,650 TED 12 & 794,350 LOCAL)	0.0	AM	GRADE AND SURFACE	LF	2,258,000	0	0	0	0	2,258,000
440	US 10	0501-29	MNDOT	TH 10 AND TH 23 INTERCHANGE AREA, RESURFACING	1.0	RS	BITUMINOUS OVERLAY	NHPP	1,600,000	1,280,000	0	0	320,000	0
443	MN 15	7321-48	MNDOT	INSTALL TRAFFIC QUEUE DETECTION SYSTEM BETWEEN 3RD ST AND 8TH ST IN ST. CLOUD	0.0	SC	TRAFFIC SIGNAL REVISION	SF	200,000	0	0	0	200,000	0
444	MN 15	7321-50	MNDOT	LANDSCAPING AT TH 15/STEARNS CO CSAH 120 INTERCHANGE AREA IN ST CLOUD AND SARTELL	0.0	RB	LANDSCAPING	SF	100,000	0	0	0	100,000	0
446	MN 23	7305-119	MNDOT	**ADA** 2014 ADA PROJECT TH 23 IN ST. CLOUD AND WAITE PARK, INCLUDE FIBER OPTIC	2.0	SC	SPOT IMPROVEMENT	SF	460,000	0	0	0	460,000	0
456	MN 999	8823-277	MNDOT	DISTRICTWIDE RR CIRCUITRY PROJECT	0.0	SR	RR X-ING IMPROVEMENTS	SF	225,000	0	0	0	225,000	0
457	MN 999	8803-AM-14	MNDOT	DISTRICTWIDE SET ASIDES - COOPERATIVE AGREEMENTS - 2014	0.0	AM	COOP. CONST. AGREEMENT	SF	1,500,000	0	0	0	1,500,000	0
458	MN 999	8803-CA-14	MNDOT	DISTRICTWIDE SET ASIDES - CONSULTANT AGREEMENTS - 2014	0.0	CA	MISCELLANEOUS	SF	1,200,000	0	0	0	1,200,000	0
459	MN 999	8803-MA-14	MNDOT	DISTRICTWIDE SET ASIDES - MISC AGREEMENTS - 2014	0.0	MA	UTILITY AGREEMENT	SF	800,000	0	0	0	800,000	0
460	MN 999	8803-RB-14	MNDOT	DISTRICTWIDE SET ASIDES - LANDSCAPING - 2014	0.0	RB	LANDSCAPE PARTNERSHIP	SF	30,000	0	0	0	30,000	0
461	MN 999	8803-RW-14	MNDOT	DISTRICTWIDE SET ASIDES - RIGHT-OF-WAY - 2014	0.0	RW	RIGHT OF WAY	SF	3,360,000	0	0	0	3,360,000	0

ATP: ST CLOUD AREA PLANNING ORGANIZATION
Fiscal Year: 2014

STIP for FY 2014-2017

Seq #	Route System	Project Number	Agency	Description	Miles	Program	Type of Work	Proposed Funds	Total	FHWA	AC	FTA	TH	Other
462	MN 999	8803-RX-14	MNDOT	DISTRICTWIDE SET ASIDES - MISC ROAD & BRIDGE REPAIR (BARC) - 2014	0.0	RX	ROAD REPAIR	SF	4,675,000	0	0	0	4,675,000	0
463	MN 999	8803-SA-14	MNDOT	DISTRICTWIDE SET ASIDES - SUPPLEMENTAL AGREEMENTS/OVERRUNS - 2014	0.0	SA	SUPP. AGREE. & COST OVERRUNS	SF	3,500,000	0	0	0	3,500,000	0
464	MN 999	8803-SC-14	MNDOT	DISTRICTWIDE SET ASIDES - SAFETY IMPROVEMENTS - 2014	0.0	SC	TRAFFIC MGMT. SYSTEM	SF	300,000	0	0	0	300,000	0
									\$53,756,168	\$5,994,245	\$1,393,439	\$2,613,228	\$16,670,000	\$28,478,695

ATP: ST CLOUD AREA PLANNING ORGANIZATION
Fiscal Year: 2015

STIP for FY 2014-2017

Seq #	Route System	Project Number	Agency	Description	Miles	Program	Type of Work	Proposed Funds	Total	FHWA	AC	FTA	TH	Other
465	BB	TRF-0048-15B	METRO BUS	SECT 5307:ST. CLOUD FR TRANSIT OPERATING ASSISTANCE	0.0	B9	OPERATE BUS	FTA	7,174,286	0	0	1,174,286	0	6,000,000
466	BB	TRF-0048-15D	METRO BUS	SECT 5307: TRANSIT CAPITAL PURCHASES OFFICE EQUIPMENT AND COMPUTERS	0.0	B9	BUS GRANT CAPITAL IMPROVEMENT	FTA	25,000	0	0	20,000	0	5,000
467	BB	TRF-0048-15E	METRO BUS	SECT 5307: TRANSIT CAPITAL PURCHASES MAINTENANCE TOOLS AND EQUIPMENT	0.0	B9	BUS GRANT CAPITAL IMPROVEMENT	FTA	10,000	0	0	8,000	0	2,000
468	BB	TRF-0048-15F	METRO BUS	SECT 5307: CAPITALIZED PREVENTIVE MAINTENANCE	0.0	B9	BUS GRANT CAPITAL IMPROVEMENT	FTA	1,237,858	0	0	988,286	0	249,572
469	BB	TRF-0048-15V	METRO BUS	SECT 5307: TRANSIT CAPITAL PURCHASE, BUS SHELTER TRANSIT AMENITY	0.0	B9	BUS GRANT CAPITAL IMPROVEMENT	FTA	20,000	0	0	16,000	0	4,000
470	BB	TRF-0048-15W	METRO BUS	SECT 5307: TRANSIT CAPITAL PURCHASE, ITS PROJECTS	0.0	B9	BUS GRANT CAPITAL IMPROVEMENT	FTA	25,000	0	0	20,000	0	5,000
471	BB	TRS-0048-15	METRO BUS	ST CLOUD METRO BUS PURCHASE 3 SMALL BUSES	0.0	TR	PURCHASE BUS	STP	480,000	320,000	0	0	0	160,000
488	LOCAL 999	071-070-025	SHERBURNE COUNTY	VARIOUS COUNTY ROADS - 8" RUMBLE STRIP, 6" EDGE LINE STRIPE	0.0	SH	STRIPING	HSIP	100,000	90,000	0	0	0	10,000
495	CSAH 120	073-720-002AC	STEARNS COUNTY	**AC** SAFETY IMPROVEMENTS FROM 500 FEET WEST OF 50TH AVENUE TO CONNECTICUT AVENUE IN SARTELL (AC PAYBACK 1 OF 1)	0.0	SC	MEDIAN BARRIER	STP	372,092	372,092	0	0	0	0
498	PED/BIKE	162-090-005AC	ST CLOUD	**AC** EXTEND BEAVER ISLAND BIKE/PED TRAIL, ST CLOUD CIVIC CENTER NORTH TO 5TH AVENUE ALONG MISSISSIPPI RIVER IN ST CLOUD (AC PAYBACK 1 OF 1)	0.0	EN	PEDESTRIAN BIKE TRAIL	TAP	601,439	601,439	0	0	0	0
499	PED/BIKE	162-090-006AC	ST. CLOUD	**AC** BEAVER ISLAND TRAIL EXTENSION FROM 33RD STREET SOUTH TO MISSISSIPPI RIVER BLUFFS REGIONAL PARK IN THE CITY OF ST CLOUD (AC PAYBACK 1 OF 1)	1.0	EN	PEDESTRIAN BIKE TRAIL	TAP	278,000	278,000	0	0	0	0
502	LOCAL 999	220-117-002AC2	SARTELL	**AC** GRADING, AGG BASE, BITUMINOUS SURFACING, CONCRETE CURB AND GUTTER, ROUNDABOUTS, STORM SEWER AND WATER MAIN FOR 50TH AVE FROM JCT CR 120 AND 50TH AVE TO 0.429 MI N OF 50TH AVE (AC PAYBACK, 2 OF 2)	0.0	MC	GRADE AND SURFACE	STP	192,000	192,000	0	0	0	0
504	PED/BIKE	233-090-001	SAINT JOSEPH	MINNESOTA ST W PEDESTRIAN TRAIL FROM 4TH AVE NW TO 0.25 MI WEST & MINNESOTA ST W LIGHTING IMPROVEMENTS	0.0	EN	PEDESTRIAN BIKE TRAIL	TAP	425,000	110,000	0	0	0	315,000

ATP: ST CLOUD AREA PLANNING ORGANIZATION
Fiscal Year: 2015

STIP for FY 2014-2017

Seq #	Route System	Project Number	Agency	Description	Miles	Program	Type of Work	Proposed Funds	Total	FHWA	AC	FTA	TH	Other
506	US 10	0502-103	MNDOT	**ELLA** BENTON CO CSAH 4 TO 0.2 MI W OF RAILROAD CROSSING NEAR ST. GERMAIN IN ST CLOUD, UNBONDED CONCRETE OVERLAY, EB & WB AND ON TH 15 FROM JCT TH 10 TO 1.0 MI S, RECONSTRUCTION (ASSOCIATED TO SP 0509-34)	8.0	RC	UNBONDED CONCRETE OVERLAY	NHPP	14,425,000	11,540,000	0	0	2,885,000	0
507	US 10	7103-58	MNDOT	1.2 MI E OF TH 23 IN ST CLOUD TO 475 FT. W OF 52ND ST, MILL & OVERLAY	5.0	RS	MILL AND OVERLAY	STP	2,040,000	1,632,000	0	0	408,000	0
526	MN 999	8823-243	MNDOT	DISTRICTWIDE SIGNING UPGRADE PROJECT	0.0	SC	TRAFFIC SIGNAL REVISION	SF	450,000	0	0	0	450,000	0
527	MN 999	8803-AM-15	MNDOT	DISTRICTWIDE SET ASIDES - COOPERATIVE AGREEMENTS - 2015	0.0	AM	COOP. CONST. AGREEMENT	SF	1,000,000	0	0	0	1,000,000	0
528	MN 999	8803-CA-15	MNDOT	DISTRICTWIDE SET ASIDES - CONSULTANT AGREEMENTS - 2015	0.0	CA	MISCELLANEOUS	SF	1,200,000	0	0	0	1,200,000	0
529	MN 999	8803-MA-15	MNDOT	DISTRICTWIDE SET ASIDES - MISC AGREEMENTS - 2015	0.0	MA	UTILITY AGREEMENT	SF	800,000	0	0	0	800,000	0
530	MN 999	8803-RB-15	MNDOT	DISTRICTWIDE SET ASIDES - LANDSCAPING - 2015	0.0	RB	LANDSCAPE PARTNERSHIP	SF	30,000	0	0	0	30,000	0
531	MN 999	8803-RW-15	MNDOT	DISTRICTWIDE SET ASIDES - RIGHT-OF-WAY - 2015	0.0	RW	RIGHT OF WAY	SF	9,400,000	0	0	0	9,400,000	0
532	MN 999	8803-RX-15	MNDOT	DISTRICTWIDE SET ASIDES - MISC ROAD & BRIDGE REPAIR (BARC) - 2015	0.0	RX	ROAD REPAIR	SF	6,000,000	0	0	0	6,000,000	0
533	MN 999	8803-SA-15	MNDOT	DISTRICTWIDE SET ASIDES - SUPPLEMENTAL AGREEMENTS/OVERRUNS - 2015	0.0	SA	SUPP. AGREE. & COST OVERRUNS	SF	4,600,000	0	0	0	4,600,000	0
534	MN 999	8803-SC-15	MNDOT	DISTRICTWIDE SET ASIDES - SAFETY IMPROVEMENTS - 2015	0.0	SC	TRAFFIC MGMT. SYSTEM	SF	300,000	0	0	0	300,000	0
535	LOCAL 999	8803-SHL-15	MNDOT	DISTRICTWIDE SETASIDES - HIGHWAY SAFETY IMPROVEMENT PROGRAM - 2015	0.0	SH	SAFETY TARGET	HSIP	270,000	243,000	0	0	0	27,000
536	MN 999	8803-SHS-15	MNDOT	DISTRICTWIDE SETASIDES - DISTRICT 3 HSIP - 2015	0.0	SH	SAFETY TARGET	HSIP	144,444	130,000	0	0	14,444	0
									\$51,600,119	\$15,508,531	\$0	\$2,226,572	\$27,087,444	\$6,777,572

ATP: ST CLOUD AREA PLANNING ORGANIZATION
Fiscal Year: 2016

STIP for FY 2014-2017

Seq #	Route System	Project Number	Agency	Description	Miles	Program	Type of Work	Proposed Funds	Total	FHWA	AC	FTA	TH	Other
537	BB	TRF-0048-16B	METRO BUS	SECT 5307: ST CLOUD RR OPERATING ASSISTANCE	0.0	B9	OPERATE BUS	FTA	7,786,029	0	0	1,186,029	0	6,600,000
538	BB	TRF-0048-16D	METRO BUS	SECT 5307: TRANSIT CAPITAL PURCHASES OFFICE EQUIPMENT AND COMPUTERS	0.0	B9	BUS GRANT CAPITAL IMPROVEMENT	FTA	25,000	0	0	20,000	0	5,000
539	BB	TRF-0048-16E	METRO BUS	SECT 5307: TRANSIT CAPITAL PURCHASES MAINTENANCE TOOLS AND EQUIPMENT	0.0	B9	BUS GRANT CAPITAL IMPROVEMENT	FTA	10,000	0	0	8,000	0	2,000
540	BB	TRF-0048-16F	METRO BUS	SECT 5307: ST CLOUD METRO BUS CAPITALIZED PREVENTIVE MAINTENANCE	0.0	B9	BUS GRANT CAPITAL IMPROVEMENT	FTA	1,382,036	0	0	1,105,629	0	276,407
541	BB	TRF-0048-16V	METRO BUS	SECT 5307: TRANSIT CAPITAL PURCHASE, BUS SHELTER TRANSIT AMENITY	0.0	B9	BUS GRANT CAPITAL IMPROVEMENT	FTA	20,000	0	0	16,000	0	4,000
542	BB	TRS-0048-16	METRO BUS	ST CLOUD METRO BUS PURCHASE 2 SMALL CNG BUSES	0.0	TR	PURCHASE BUS	STP	340,000	267,600	0	0	0	72,400
551	CSAH 3	005-603-029	BENTON COUNTY	CSAH 3 FROM BENTON DR TO TH 10 - ROADWAY EXPANSION	0.0	RS	GRADE AND SURFACE	STP	2,040,500	1,632,400	0	0	0	408,100
563	MN 15	7321-51	MNDOT	0.1 MI N OF JCT TH 23 TO S END OF BRIDGE #05011 OVER MISSISSIPPI RIVER, MILL AND OVERLAY, INCLUDE CONSTRUCT DUAL SB LEFT TURN LANES AT 12TH ST N IN ST. CLOUD	0.0	SC	TURN LANES	NHPP	1,922,820	1,538,256	0	0	384,564	0
564	MN 15	7321-51S	MNDOT	0.1 MI N OF JCT TH 23 TO S END OF BRIDGE #05011 OVER MISSISSIPPI RIVER, MILL AND OVERLAY, INCLUDE CONSTRUCT DUAL SB LEFT TURN LANES AT 12TH ST N IN ST. CLOUD (HSIP PROJECT)	0.0	SH	TURN LANES	HSIP	360,000	324,000	0	0	36,000	0
570	I 94	7380-223	MNDOT	STEARNS CO CR 159 AT COLLEGEVILLE E TO CSAH 75 (EB & WB), UNBONDED CONCRETE OVERLAY	2.0	RC	UNBONDED CONCRETE OVERLAY	NHPP	6,720,000	6,048,000	0	0	672,000	0
571	I 94	7380-239	MNDOT	STEARNS CSAH 75 W OF ST. JOSEPH TO W END OF BR.S #73865 & #73866 OVER SAUK RIVER (EB & WB) UNBONDED CONCRETE OVERLAY	5.0	RS	UNBONDED CONCRETE OVERLAY	NHPP	12,960,000	11,664,000	0	0	1,296,000	0
577	MN 999	8803-ADA-16	MNDOT	**ADA** 2016 ADA PROJECT	0.0	SC	SPOT IMPROVEMENT	STP	250,000	200,000	0	0	50,000	0
578	MN 999	8803-AM-16	MNDOT	DISTRICTWIDE SET ASIDES - COOPERATIVE AGREEMENTS - 2016	0.0	AM	COOP. CONST. AGREEMENT	SF	1,000,000	0	0	0	1,000,000	0
579	MN 999	8803-CA-16	MNDOT	DISTRICTWIDE SET ASIDES - CONSULTANT AGREEMENTS - 2016	0.0	CA	MISCELLANEOUS	SF	1,200,000	0	0	0	1,200,000	0
580	MN 999	8803-MA-16	MNDOT	DISTRICTWIDE SET ASIDES - MISC AGREEMENTS - 2016	0.0	MA	UTILITY AGREEMENT	SF	800,000	0	0	0	800,000	0

ATP: ST CLOUD AREA PLANNING ORGANIZATION
Fiscal Year: 2016

STIP for FY 2014-2017

Seq #	Route System	Project Number	Agency	Description	Miles	Program	Type of Work	Proposed Funds	Total	FHWA	AC	FTA	TH	Other
581	MN 999	8803-RB-16	MNDOT	DISTRICTWIDE SET ASIDES - LANDSCAPING - 2016	0.0	RB	LANDSCAPE PARTNERSHIP	SF	30,000	0	0	0	30,000	0
582	MN 999	8803-RW-16	MNDOT	DISTRICTWIDE SET ASIDES - RIGHT-OF-WAY - 2016	0.0	RW	RIGHT OF WAY	SF	3,100,000	0	0	0	3,100,000	0
583	MN 999	8803-RX-16	MNDOT	DISTRICTWIDE SET ASIDES - MISC ROAD & BRIDGE REPAIR (BARC) - 2016	0.0	RX	ROAD REPAIR	SF	6,000,000	0	0	0	6,000,000	0
584	MN 999	8803-SA-16	MNDOT	DISTRICTWIDE SET ASIDES - SUPPLEMENTAL AGREEMENTS/OVERRUNS - 2016	0.0	SA	SUPP. AGREE. & COST OVERRUNS	SF	4,870,000	0	0	0	4,870,000	0
585	MN 999	8803-SC-16	MNDOT	DISTRICTWIDE SET ASIDES - SAFETY IMPROVEMENTS - 2016	0.0	SC	TRAFFIC MGMT. SYSTEM	SF	300,000	0	0	0	300,000	0
586	LOCAL 999	8803-SHL-16	MNDOT	DISTRICTWIDE SETASIDES - HIGHWAY SAFETY IMPROVEMENT PROGRAM - 2016	0.0	SH	SAFETY TARGET	HSIP	1,911,764	1,720,588	0	0	0	191,176
587	MN 999	8803-SHS-16	MNDOT	DISTRICTWIDE SETASIDES - DISTRICT 3 HSIP - 2016	0.0	SH	SAFETY TARGET	HSIP	301,444	271,300	0	0	30,144	0
									\$53,329,593	\$23,666,144	\$0	\$2,335,658	\$19,768,708	\$7,559,083

ATP: ST CLOUD AREA PLANNING ORGANIZATION
Fiscal Year: 2017

STIP for FY 2014-2017

Seq #	Route System	Project Number	Agency	Description	Miles	Program	Type of Work	Proposed Funds	Total	FHWA	AC	FTA	TH	Other
588	BB	TRF-0048-17B	METRO BUS	SECT 5307: ST CLOUD RR OPERATING ASSISTANCE	0.0	B9	OPERATE BUS	FTA	8,597,889	0	0	1,197,889	0	7,400,000
589	BB	TRF-0048-17D	METRO BUS	SECT 5307: TRANSIT CAPITAL PURCHASES OFFICE EQUIPMENT AND COMPUTERS	0.0	B9	BUS GRANT CAPITAL IMPROVEMENT	FTA	25,000	0	0	20,000	0	5,000
590	BB	TRF-0048-17E	METRO BUS	SECT 5307: TRANSIT CAPITAL PURCHASES MAINTENANCE TOOLS AND EQUIPMENT	0.0	B9	BUS GRANT CAPITAL IMPROVEMENT	FTA	10,000	0	0	8,000	0	2,000
591	BB	TRF-0048-17F	METRO BUS	SECT 5307: ST CLOUD METRO BUS CAPITALIZED PREVENTIVE MAINTENANCE	0.0	B9	BUS GRANT CAPITAL IMPROVEMENT	FTA	1,417,361	0	0	1,133,889	0	283,472
592	BB	TRF-0048-17V	METRO BUS	SECT 5307: TRANSIT CAPITAL PURCHASE, BUS SHELTER TRANSIT AMENITY	0.0	B9	BUS GRANT CAPITAL IMPROVEMENT	FTA	20,000	0	0	16,000	0	4,000
593	BB	TRF-0048-17W	METRO BUS	SECT 5307: TRANSIT CAPITAL PURCHASE, ITS PROJECTS	0.0	B9	BUS GRANT CAPITAL IMPROVEMENT	FTA	25,000	0	0	20,000	0	5,000
599	RR	71-00124	MNDOT	BNSF RR, INSTALL GATES AND FLASHING LIGHTS, T5, 32ND ST SE, HAVEN TOWNSHIP (1.5 MI SE ST CLOUD)	0.0	SR	RR X-ING IMPROVEMENTS	RRS	350,000	350,000	0	0	0	0
600	RR	71-00125	MNDOT	BNSF RR, INSTALL GATES AND FLASHING LIGHTS, T14, 52ND ST SE, HAVEN TOWNSHIP (4 MI NW CLEAR LAKE)	0.0	SR	RR X-ING IMPROVEMENTS	RRS	350,000	350,000	0	0	0	0
601	CSAH 1	005-601-010	BENTON COUNTY	TH 23 TO BENTON CSAH 3 (GOLDEN SPIKE ROAD), ROADWAY RESURFACING	0.0	RS	MILL AND OVERLAY	STP	638,000	510,400	0	0	0	127,600
609	CSAH 2	073-602-045AC	STEARNS COUNTY	**AC** STEARNS CSAH 4 TO CSAH 75, ROADWAY RESURFACING (AC PAYBACK 1 OF 1)	0.0	RS	MILL AND OVERLAY	STP	792,000	792,000	0	0	0	0
613	MSAS 117	220-117-004	SARTELL	ON MSAS 117 (50TH AVE), FROM HERITAGE DR TO NORTH 0.5 MILES IN SARTELL, GRADE AND SURFACE, INCL. STORM SEWER AND DRAINAGE IMPROVEMENTS	0.0	RS	GRADE AND SURFACE	STP	1,555,000	547,600	0	0	0	1,007,400
627	MN 999	8803-AM-17	MNDOT	DISTRICTWIDE SET ASIDES - COOPERATIVE AGREEMENTS - 2017	0.0	AM	COOP. CONST. AGREEMENT	SF	1,000,000	0	0	0	1,000,000	0
628	MN 999	8803-CA-17	MNDOT	DISTRICTWIDE SET ASIDES - CONSULTANT AGREEMENTS - 2017	0.0	CA	MISCELLANEOUS	SF	800,000	0	0	0	800,000	0
629	MN 999	8803-MA-17	MNDOT	DISTRICTWIDE SET ASIDES - MISC AGREEMENTS - 2017	0.0	MA	UTILITY AGREEMENT	SF	400,000	0	0	0	400,000	0
630	MN 999	8803-RB-17	MNDOT	DISTRICTWIDE SET ASIDES - LANDSCAPING - 2017	0.0	RB	LANDSCAPE PARTNERSHIP	SF	30,000	0	0	0	30,000	0
631	MN 999	8803-RW-17	MNDOT	DISTRICTWIDE SET ASIDES - RIGHT-OF-WAY - 2017	0.0	RW	RIGHT OF WAY	SF	1,000,000	0	0	0	1,000,000	0

ATP: ST CLOUD AREA PLANNING ORGANIZATION
Fiscal Year: 2017

STIP for FY 2014-2017

Seq #	Route System	Project Number	Agency	Description	Miles	Program	Type of Work	Proposed Funds	Total	FHWA	AC	FTA	TH	Other
632	MN 999	8803-RX-17	MNDOT	DISTRICTWIDE SET ASIDES - MISC ROAD & BRIDGE REPAIR (BARC) - 2017	0.0	RX	ROAD REPAIR	SF	5,300,000	0	0	0	5,300,000	0
633	MN 999	8803-SA-17	MNDOT	DISTRICTWIDE SET ASIDES - SUPPLEMENTAL AGREEMENTS/OVERRUNS - 2017	0.0	SA	SUPP. AGREE. & COST OVERRUNS	SF	3,400,000	0	0	0	3,400,000	0
634	MN 999	8803-SC-17	MNDOT	DISTRICTWIDE SET ASIDES - SAFETY IMPROVEMENTS - 2017	0.0	SC	TRAFFIC MGMT. SYSTEM	SF	300,000	0	0	0	300,000	0
635	LOCAL 999	8803-SHL-17	MNDOT	DISTRICTWIDE SETASIDES - HIGHWAY SAFETY IMPROVEMENT PROGRAM - 2017	0.0	SH	SAFETY TARGET	HSIP	2,888,889	2,600,000	0	0	0	288,889
636	MN 999	8803-SHS-17	MNDOT	DISTRICTWIDE SET ASIDES - DISTRICT 3 HSIP - 2017	0.0	SH	SAFETY TARGET	HSIP	2,111,111	1,900,000	0	0	211,111	0
									\$31,010,250	\$7,050,000	\$0	\$2,395,778	\$12,441,111	\$9,123,361

ATP: FARGO-MOORHEAD COUNCIL OF GOVERNMENTS
Fiscal Year: 2014

STIP for FY 2014-2017

Seq #	Route System	Project Number	Agency	Description	Miles	Program	Type of Work	Proposed Funds	Total	FHWA	AC	FTA	TH	Other
638	BB	TRF-0034-14A	MOORHEAD	SECT 5307: PARATRANSIT AND METRO SENIOR RIDE OPERATING ASSISTANCE	0.0	B9	OPERATE BUS	FTA	394,000	0	0	87,000	0	307,000
639	BB	TRF-0034-14B	MOORHEAD	SECT 5307: CITY OF MOORHEAD TRANSIT OPERATING ASSISTANCE	0.0	B9	OPERATE BUS	FTA	1,720,000	0	0	449,000	0	1,271,000
640	BB	TRF-0034-14C	MOORHEAD	SECT 5307: MOORHEAD TRANSIT PLANNING ASSISTANCE	0.0	B9	PLANNING	FTA	22,000	0	0	18,000	0	4,000
641	BB	TRF-0034-14D	MOORHEAD	SECT 5307: MOORHEAD TRANSIT PREVENTIVE MAINTENANCE	0.0	B9	PREVENTIVE MAINTENANCE	FTA	200,000	0	0	160,000	0	40,000
642	BB	TRF-0034-14E	MOORHEAD	SECT 5307: CITY OF MOORHEAD, REPLACEMENT OF ONE PARATRANSIT VEHICLE WITH CLASS 400 AND BUS RELATED EQUIPMENT	0.0	B9	PURCHASE BUS	FTA	70,000	0	0	59,500	0	10,500
643	BB	TRF-0034-14F	MOORHEAD	SECT 5307: CITY OF MOORHEAD, REPLACEMENT OF ONE VAN FOR METRO SENIOR RIDE AND BUS RELATED EQUIPMENT	0.0	B9	PURCHASE BUS	FTA	25,000	0	0	20,000	0	5,000
645	BB	TRF-0034-14N	MNDOT	SECT 5310: CITY OF MOORHEAD MOBILITY MANAGER	0.0	NF	OPERATE BUS	FTA	30,000	0	0	24,000	0	6,000
646	BB	TRS-0034-14	MOORHEAD	SECT 5307: CITY OF MOORHEAD, PURCHASE ONE BUS (CLASS 400) AND BUS RELATED EQUIPMENT	0.0	B9	PURCHASE BUS	STP	70,000	56,000	0	0	0	14,000
652	PED/BIKE	014-591-005AC	CLAY COUNTY	**SRTS**AC** INFRA IN DILWORTH ALONG 7TH ST. NE, BIKE AND PED TRAIL (AC PROJECT, AC PAYBACK 1 OF 1)	0.0	EN	PED/BIKE IMPROVEMENT	SRTS	300,000	300,000	0	0	0	0
653	PED/BIKE	014-591-006	CLAY	**SRTS** INFRA BARNESVILLE, CE AND CONSTRUCTION FOR A PATH ALONG 5TH AVE AND ADDITIONAL IMPROVEMENTS AROUND THE SCHOOL	0.0	BT	PEDESTRIAN BIKE TRAIL	SRTS	300,000	300,000	0	0	0	0
671	MSAS 136	144-136-011	MOORHEAD	FROM OAK WAY TO I 94 ON SE MAIN, BITUMINOUS MILL & SURFACING OF ROAD AND SHARED USE PATH	2.0	RD	MILL AND OVERLAY	STP	3,362,400	894,700	0	0	0	2,467,700
674	US 10	1401-152	MNDOT	TH 10 EB FROM E. OF TH 9 TO 150TH ST N - GRADING,BITUMINOUS SURFACING AND REPLACE OLD BR 14003 WITH NEW BR# 14800 OVER THE BUFFALO RIVER (EB)	1.0	BR	GRADE AND BRIDGE	SF	993,188	0	0	0	993,188	0
679	US 75	1407-25	MNDOT	**AC** TH 10 TO N CLAY CO LINE - GRADING, BITUMINOUS MILLING & SURFACING (AC PROJECT, PAYBACK IN 2015)	19.0	RS	MILL AND OVERLAY	NHPP	2,936,500	1,909,200	2,200,000	0	1,027,300	0
680	I 94	2180-103	MNDOT	CABLE MEDIAN GUARDRAIL, 1.32 MILES WEST OF TH 9 TO 1.34 MILES EAST OF CSAH 8 (3,349,000 SECTION 164)	22.0	SH	GUARD RAIL	HSIP	3,349,000	3,349,000	0	0	0	0
									\$13,772,088	\$6,808,900	\$2,200,000	\$817,500	\$2,020,488	\$4,125,200

ATP: FARGO-MOORHEAD COUNCIL OF GOVERNMENTS
Fiscal Year: 2015

STIP for FY 2014-2017

Seq #	Route System	Project Number	Agency	Description	Miles	Program	Type of Work	Proposed Funds	Total	FHWA	AC	FTA	TH	Other
693	BB	TRF-0034-15A	MOORHEAD	SECT 5307: PARATRANSIT AND METRO SENIOR RIDE OPERATING ASSISTANCE	0.0	B9	OPERATE BUS	FTA	429,000	0	0	94,000	0	335,000
694	BB	TRF-0034-15D	MOORHEAD	SECT 5307: MOORHEAD TRANSIT PREVENTIVE MAINTENANCE	0.0	B9	PREVENTIVE MAINTENANCE	FTA	200,000	0	0	160,000	0	40,000
695	BB	TRF-0034-15B	MOORHEAD	SECT 5307: CITY OF MOORHEAD TRANSIT OPERATING ASSISTANCE	0.0	B9	OPERATE BUS	FTA	2,040,000	0	0	592,000	0	1,448,000
696	BB	TRF-0034-15C	MOORHEAD	SECT 5307: MOORHEAD PLANNING ASSISTANCE	0.0	B9	PLANNING	FTA	22,000	0	0	18,000	0	4,000
697	BB	TRF-0034-15E	MOORHEAD	SECT 5307: CITY OF MOORHEAD, PURCHASE 1 BUS (CLASS 700) AND BUS RELATED EQUIPMENT	0.0	B9	PURCHASE BUS	FTA	440,000	0	0	352,000	0	88,000
698	BB	TRF-0034-15N	MNDOT	SECT 5310: CITY OF MOORHEAD MOBILITY MANAGER	0.0	NB	OPERATE BUS	FTA	30,000	0	0	24,000	0	6,000
722	MN 34	1404-17	MNDOT	**AB** JCT TH 9 TO DUNVILLA - PAVEMENT REHABILITATION	19.0	RS	MILL AND OVERLAY	STP	7,105,100	5,684,100	0	0	1,421,000	0
723	MN 75	1401-173	MOORHEAD	**CIMS** GEOMETRIC IMPROVEMENTS AT JCT. OF 11TH ST. AND MAIN AVE/TH75 AND 11TH ST. FROM CENTER AVE TO MAIN AVE, M/O, RECONSTRUCT, AND SIGNAL WORK, ASSOCIATED S.A.P. 144-121-006 AND S.A.P. 144-136-014(CIMS GRANT=\$3,404,000)	1.0	RC	MILL AND OVERLAY	SF	3,404,000	0	0	0	3,404,000	0
724	US 75	1407-25AC	MNDOT	**AC** TH 10 TO N CLAY CO LINE - GRADING, BITUMINOUS MILLING & SURFACING (AC PROJECT, PAYBACK 1 OF 1)	19.0	RS	MILL AND OVERLAY	NHPP	2,200,000	2,200,000	0	0	0	0
									\$15,870,100	\$7,884,100	\$0	\$1,240,000	\$4,825,000	\$1,921,000

ATP: FARGO-MOORHEAD COUNCIL OF GOVERNMENTS
Fiscal Year: 2016

STIP for FY 2014-2017

Seq #	Route System	Project Number	Agency	Description	Miles	Program	Type of Work	Proposed Funds	Total	FHWA	AC	FTA	TH	Other
736	BB	TRF-0034-16A	MOORHEAD	SECT 5307: PARATRANSIT AND METRO SENIOR RIDE OPERATING ASSISTANCE	0.0	B9	OPERATE BUS	FTA	446,000	0	0	98,000	0	348,000
737	BB	TRF-0034-16B	MOORHEAD	SECT 5307: CITY OF MOORHEAD TRANSIT OPERATING ASSISTANCE	0.0	B9	OPERATE BUS	FTA	2,120,000	0	0	615,000	0	1,505,000
738	BB	TRF-0034-16C	MOORHEAD	SECT 5307: MOORHEAD PLANNING ASSISTANCE	0.0	B9	PLANNING	FTA	22,000	0	0	18,000	0	4,000
739	BB	TRF-0034-16D	MOORHEAD	SECT 5307: MOORHEAD TRANSIT PREVENTIVE MAINTENANCE	0.0	B9	PREVENTIVE MAINTENANCE	FTA	200,000	0	0	160,000	0	40,000
740	BB	TRF-0034-16N	MNDOT	SECT 5310: CITY OF MOORHEAD MOBILITY MANAGER	0.0	NB	OPERATE BUS	FTA	32,000	0	0	26,000	0	6,000
743	BB	TRS-0034-16	MNDOT	CITY OF MOORHEAD, PURCHASE BUS (CLASS 400) AND BUS RELATED EQUIPMENT	0.0	TR	PURCHASE BUS	STP	74,000	59,200	0	0	0	14,800
761	I 94	1406-66	MNDOT	**AC** I 94/TH 75 INTERCHANGE MODIFICATION (AC PROJECT, PAYBACK IN 2017)	0.0	MC	BRIDGE APPROACHES	NHPP	7,059,000	5,900,600	4,990,000	0	1,158,400	0
									\$9,953,000	\$5,959,800	\$4,990,000	\$917,000	\$1,158,400	\$1,917,800

ATP: FARGO-MOORHEAD COUNCIL OF GOVERNMENTS
Fiscal Year: 2017

STIP for FY 2014-2017

Seq #	Route System	Project Number	Agency	Description	Miles	Program	Type of Work	Proposed Funds	Total	FHWA	AC	FTA	TH	Other
773	BB	TRF-0034-17A	MOORHEAD	SECT 5307: PARATRANSIT AND METRO SENIOR RIDE OPERATING ASSISTANCE	0.0	B9	OPERATE BUS	FTA	464,000	0	0	102,000	0	362,000
774	BB	TRF-0034-17B	MOORHEAD	SECT 5307: CITY OF MOORHEAD TRANSIT OPERATING ASSISTANCE	0.0	B9	OPERATE BUS	FTA	2,210,000	0	0	1,570,000	0	640,000
775	BB	TRF-0034-17C	MOORHEAD	SECT 5307: MOORHEAD PLANNING ASSISTANCE	0.0	B9	PLANNING	FTA	22,000	0	0	18,000	0	4,000
776	BB	TRF-0034-17D	MOORHEAD	SECT 5307: MOORHEAD TRANSIT PREVENTIVE MAINTENANCE	0.0	B9	PREVENTIVE MAINTENANCE	FTA	200,000	0	0	160,000	0	40,000
777	BB	TRF-0034-17N	MNDOT	SECT 5310: CITY OF MOORHEAD MOBILITY MANAGER	0.0	NB	OPERATE BUS	FTA	32,000	0	0	25,600	0	6,400
798	I 94	1481-9066B	MNDOT	BRIDGE PAINTING ON I 94 OVER THE RED RIVER (BRIDGE # 9066, 9067)	0.0	BI	PAINT BRIDGE	NHPP	357,000	321,300	0	0	35,700	0
799	I 94	1406-66AC	MNDOT	**AC** I 94/TH 75 INTERCHANGE MODIFICATION (AC PROJECT, PAYBACK 1 OF 1)	0.0	MC	BRIDGE APPROACHES	NHPP	4,990,000	4,990,000	0	0	0	0
									\$8,275,000	\$5,311,300	\$0	\$1,875,600	\$35,700	\$1,052,400

ATP: LACROSSE AREA PLANNING COMMITTEE
Fiscal Year: 2014

STIP for FY 2014-2017

Seq #	Route System	Project Number	Agency	Description	Miles	Program	Type of Work	Proposed Funds	Total	FHWA	AC	FTA	TH	Other
818	BB	TRF-3780-14	LA CRESCENT	SECT 5307: LA CRESCENT TRANSIT OPERATING ASSISTANCE	0.0	B9	OPERATE BUS	FTA	187,779	0	0	44,000	0	143,779
874	I 90	8580-1490V1	MNDOT	**BP08** DRESBACH BRIDGE - 2014 COSTS FOR CONSTRUCTION OVERSIGHT	0.0	BR	BRIDGE REPLACEMENT	SF	2,222,000	0	0	0	2,222,000	0
									\$2,409,779	\$0	\$0	\$44,000	\$2,222,000	\$143,779

ATP: LACROSSE AREA PLANNING COMMITTEE
Fiscal Year: 2015

STIP for FY 2014-2017

Seq #	Route System	Project Number	Agency	Description	Miles	Program	Type of Work	Proposed Funds	Total	FHWA	AC	FTA	TH	Other
898	BB	TRF-3780-15	LA CRESCENT	SECT 5307: LA CRESCENT TRANSIT OPERATING ASSISTANCE	0.0	B9	OPERATE BUS	FTA	330,900	0	0	94,000	0	236,900
939	I 90	8580-1490V2	MNDOT	**BP08** DRESBACH BRIDGE - 2015 COSTS FOR CONSTRUCTION OVERSIGHT	0.0	BR	BRIDGE REPLACEMENT	SF	2,221,000	0	0	0	2,221,000	0
									\$2,551,900	\$0	\$0	\$94,000	\$2,221,000	\$236,900

ATP: LACROSSE AREA PLANNING COMMITTEE
Fiscal Year: 2016

STIP for FY 2014-2017

Seq #	Route System	Project Number	Agency	Description	Miles	Program	Type of Work	Proposed Funds	Total	FHWA	AC	FTA	TH	Other
966	BB	TRF-3780-16	LA CRESCENT	SECT 5307: LACRESCENT TRANSIT OPERATING ASSISTANCE	0.0	B9	OPERATE BUS	FTA	340,827	0	0	94,000	0	246,827
993	I 90	8580-149OV3	MNDOT	**BP08** DRESBACH BRIDGE - 2016 COSTS FOR CONSTRUCTION OVERSIGHT	0.0	BR	BRIDGE REPLACEMENT	SF	1,591,000	0	0	0	1,591,000	0
									\$1,931,827	\$0	\$0	\$94,000	\$1,591,000	\$246,827

ATP: LACROSSE AREA PLANNING COMMITTEE
Fiscal Year: 2017

STIP for FY 2014-2017

Seq #	Route System	Project Number	Agency	Description	Miles	Program	Type of Work	Proposed Funds	Total	FHWA	AC	FTA	TH	Other
1018	BB	TRF-3780-17	LA CRESCENT	SECT 5307: LACRESCENT TRANSIT OPERATING ASSISTANCE	0.0	B9	OPERATE BUS	FTA	351,052	0	0	94,000	0	257,052
									\$351,052	\$0	\$0	\$94,000	\$0	\$257,052

ATP: ROCHESTER-OLMSTED COUNCIL OF GOVERNMENTS
Fiscal Year: 2014

STIP for FY 2014-2017

Seq #	Route System	Project Number	Agency	Description	Miles	Program	Type of Work	Proposed Funds	Total	FHWA	AC	FTA	TH	Other
813	BB	TRF-0047-14A	ROCHESTER	SECT 5307: ROCHESTER DAR TRANSIT OPERATING ASSISTANCE	0.0	B9	OPERATE BUS	LF	676,785	0	0	0	0	676,785
814	BB	TRF-0047-14B	ROCHESTER	SECT 5307: ROCHESTER RR TRANSIT OPERATING ASSISTANCE	0.0	B9	OPERATE BUS	FTA	6,644,054	0	0	1,735,856	0	4,908,198
815	BB	TRF-0047-14C	ROCHESTER	SECT 5307: ELECTRONIC FAREBOXES/OTHER ITS	0.0	B9	BUS GRANT CAPITAL IMPROVEMENT	FTA	1,500,000	0	0	1,200,000	0	300,000
816	BB	TRF-0047-14D	ROCHESTER	SECT 5307: DOWNTOWN BUS STOP IMPROVEMENTS	0.0	B9	BUS GRANT CAPITAL IMPROVEMENT	FTA	500,000	0	0	400,000	0	100,000
817	BB	TRF-0047-14E	ROCHESTER	SECT 5307: ROCHESTER RR - PURCHASE 3 BUSES (CLASS 700)	0.0	B9	PURCHASE BUS	FTA	1,236,000	0	0	988,800	0	247,200
821	BB	TRS-0047-14	ROCHESTER	ROCHESTER RR - PURCHASE 1 BUS (CLASS 700)	0.0	TR	PURCHASE BUS	STP	412,000	297,000	0	0	0	115,000
846	PED/BIKE	159-090-018	ROCHESTER	EAST CIRCLE DRIVE PATH FROM CSAH 2 TO TH 14- PEDESTRIAN/BIKE TRAIL	3.0	EN	PEDESTRIAN BIKE TRAIL	TAP	1,249,490	800,000	0	0	0	449,490
847	MUN 132	159-132-006	ROCHESTER	TH 52 INTERCHANGE IMPROVEMENTS: 55TH ST NW - W TO E FRONTAGE RD	0.0	MC	GRADE AND SURFACE	STP	3,675,000	1,280,000	0	0	0	2,395,000
848	PED/BIKE	249-591-002	BYRON	**SRTS** INFRA BYRON, CE & CONSTRUCTION FOR SIDEWALK/PATH CONNECTION ON CSAH 5, 4TH ST NE, AND COUNTY ROAD 134	0.0	BT	PED/BIKE IMPROVEMENT	SRTS	268,370	268,370	0	0	0	0
849	PED/BIKE	SRS-9103-14	CITY OF RED WING	**SRTS** NON-INFRA, RED WING: GRANT TO FUND A PART-TIME 2 YEAR SRTS COORDINATOR TO IMPLEMENT EDUCATION AND ENCOURAGEMENT ACTIVITIES	0.0	PL	PEDESTRIAN BIKE TRAIL	SRTS	27,700	27,700	0	0	0	0
850	PED/BIKE	SRS-9108-14	OLMSTED COUNTY	**SRTS** NON-INFRA, ROCHESTER: GRANT FOR EDUCATION AND ENCOURAGEMENT MATERIALS AND A 2 YEAR COORDINATOR	0.0	PL	PEDESTRIAN BIKE TRAIL	SRTS	12,000	12,000	0	0	0	0
878	MN 247	5512-08AC	MNDOT	**AC** FROM JCT TH 63 TO JCT TH 42, BITUMINOUS MILL & OVERLAY (AC PAYBACK 1 OF 1)	13.0	RS	MILL AND OVERLAY	STP	2,750,246	2,750,246	0	0	0	0
									\$18,951,645	\$5,435,316	\$0	\$4,324,656	\$0	\$9,191,673

ATP: ROCHESTER-OLMSTED COUNCIL OF GOVERNMENTS
Fiscal Year: 2015

STIP for FY 2014-2017

Seq #	Route System	Project Number	Agency	Description	Miles	Program	Type of Work	Proposed Funds	Total	FHWA	AC	FTA	TH	Other
894	BB	TRF-0047-15A	ROCHESTER	SECT 5307: ROCHESTER DAR TRANSIT OPERATING ASSISTANCE	0.0	B9	OPERATE BUS	LF	709,553	0	0	0	0	709,553
895	BB	TRF-0047-15B	ROCHESTER	SECT 5307: ROCHESTER RR TRANSIT OPERATING ASSISTANCE	0.0	B9	OPERATE BUS	FTA	6,796,257	0	0	1,735,856	0	5,060,401
896	BB	TRF-0047-15C	ROCHESTER	SECT 5307: CONSTRUCT SMH BUS STOP IMPROVEMENTS	0.0	B9	OPERATE BUS	FTA	300,000	0	0	240,000	0	60,000
897	BB	TRF-0047-15D	ROCHESTER	SECT 5307: ROCHESTER RR - PURCHASE 5 BUSES (CLASS 700)	0.0	B9	PURCHASE BUS	FTA	2,120,000	0	0	1,696,000	0	424,000
901	BB	TRS-0047-15	ROCHESTER	ROCHESTER RR - PURCHASE 2 BUSES (CLASS 700)	0.0	TR	PURCHASE BUS	STP	848,000	620,000	0	0	0	228,000
911	CSAH 9	055-609-018	OLMSTED COUNTY	GRADE AND SURFACE BETWEEN JCT OLMSTED CSAH 22 AND JCT OLMSTED CSAH 11 AND MILL AND SURFACE BETWEEN JCT OLMSTED CSAH 11 AND JCT OLMSTED CR 119	4.0	RC	GRADE AND SURFACE	STP	4,200,000	3,225,100	0	0	0	974,900
918	PED/BIKE	159-090-019	ROCHESTER	SOUTH BROADWAY PATH FROM 20TH ST SE TO THE ZUMBRO RIVER	2.0	EN	PEDESTRIAN BIKE TRAIL	TAP	1,100,000	623,400	0	0	0	476,600
919	MUN 158	159-158-002	ROCHESTER	PAVEMENT WIDENING - 55TH ST NW - 50TH AVE NW TO CSAH 22	1.0	RC	GRADE AND SURFACE	STP	2,750,000	2,100,000	0	0	0	650,000
934	US 63	5509-80	MNDOT	**TED14** CSAH 16 & TH 63 INTERCHANGE RECONSTRUCTION (BRIDGE 9407) AND AIRPORT ACCESS IMPROVEMENT PROJECT - \$2.224 TED14 FUNDS, (OLMSTED COUNTY FUNDS (\$5,500,000 LOCAL SALES TAX AND \$1,295,000 COUNTY STATE AID)	0.0	RC	GRADE, SURFACE & BRIDGE	SF	11,519,000	0	0	0	4,724,000	6,795,000
935	US 63	5509-78	MNDOT	FROM CSAH 35 TO CR 120 (STEWARTVILLE), SHARED-USE PATH - MUNICIPAL AGREEMENTS PROGRAM	1.0	AM	COOP. CONST. AGREEMENT	SF	50,000	0	0	0	50,000	0
936	US 63	5509-79	MNDOT	NB & SB FROM 0.1 MI N N JCT TH 30 TO 28TH ST SE (ROCHESTER), MEDIUM BITUMINOUS MILL AND OVERLAY	6.0	RS	MILL AND OVERLAY	NHPP	4,765,088	3,812,070	0	0	953,018	0
941	I 90	5580-90	MNDOT	WB FROM 1.7 MI E CSAH 19 TO 2.3 MI E TH 74, UNBONDED CONCRETE OVERLAY - MOVED FROM 2020	12.0	RS	MILL AND OVERLAY	NHPP	13,466,200	12,119,580	0	0	1,346,620	0
									\$48,624,098	\$22,500,150	\$0	\$3,671,856	\$7,073,638	\$15,378,454

ATP: ROCHESTER-OLMSTED COUNCIL OF GOVERNMENTS
Fiscal Year: 2016

STIP for FY 2014-2017

Seq #	Route System	Project Number	Agency	Description	Miles	Program	Type of Work	Proposed Funds	Total	FHWA	AC	FTA	TH	Other
963	BB	TRF-0047-16A	ROCHESTER	SECT 5307: ROCHESTER DAR TRANSIT OPERATING ASSISTANCE	0.0	B9	OPERATE BUS	LF	737,935	0	0	0	0	737,935
964	BB	TRF-0047-16B	ROCHESTER	SECT 5307: ROCHESTER RR TRANSIT OPERATING ASSISTANCE	0.0	B9	OPERATE BUS	FTA	7,185,545	0	0	1,735,856	0	5,449,689
965	BB	TRF-0047-16C	ROCHESTER	SECT 5307: ROCHESTER RR - PURCHASE 3 BUSES (CLASS 700)	0.0	B9	PURCHASE BUS	FTA	1,311,000	0	0	1,048,800	0	262,200
968	BB	TRS-0047-16	ROCHESTER	ROCHESTER RR - PURCHASE 1 BUS (CLASS 700)	0.0	TR	PURCHASE BUS	STP	437,000	211,500	0	0	0	225,500
976	RR	55-00129	OLMSTED COUNTY	DM&E - INSTALL GATES - CSAH 22, EAST CIRCLE DRIVE, ROCHESTER, OLMSTED COUNTY	0.0	SR	RR X-ING IMPROVEMENTS	RRS	300,000	300,000	0	0	0	0
980	CSAH 25	055-625-023	OLMSTED COUNTY	CONCRETE OVERLAY BETWEEN OLMSTED CSAH 22 (WEST CIRCLE DRIVE) AND OLMSTED CSAH 3	6.0	RS	CONCRETE OVERLAY	STP	4,100,000	2,838,200	0	0	0	1,261,800
983	MSAS 158	159-158-003	ROCHESTER	CONSTRUCT 41ST AVENUE NW FROM WEST CIRCLE DRIVE (CSAH 22) TO 55TH ST NW AND 55TH ST NW FROM 41ST AVENUE TO CSAH 22	0.0	MC	GRADE, SURFACE AND BRIDGE	STP	5,500,000	2,821,260	0	0	0	2,678,740
989	US 52	5508-121	MNDOT	**ITS** EXTENSION OF FIBER OPTIC COMMUNICATION LINE NORTH FROM 75TH ST TO ELK RUN INTERCHANGE NORTH OF ORONOCO	7.0	SC	TRAFFIC MGMT. SYSTEM	NHPP	350,000	280,000	0	0	70,000	0
									\$19,921,480	\$6,450,960	\$0	\$2,784,656	\$70,000	\$10,615,864

ATP: ROCHESTER-OLMSTED COUNCIL OF GOVERNMENTS
Fiscal Year: 2017

STIP for FY 2014-2017

Seq #	Route System	Project Number	Agency	Description	Miles	Program	Type of Work	Proposed Funds	Total	FHWA	AC	FTA	TH	Other
1015	BB	TRF-0047-17	ROCHESTER	SECT 5307: CONSTRUCT PARK & RIDE STRUCTURED PARKING	0.0	B9	OPERATE BUS	FTA	5,000,000	0	0	4,000,000	0	1,000,000
1016	BB	TRF-0047-17A	ROCHESTER	SECT 5307: ROCHESTER DAR OPERATING ASSISTANCE	0.0	B9	OPERATE BUS	LF	767,453	0	0	0	0	767,453
1017	BB	TRF-0047-17B	ROCHESTER	SECT 5307: ROCHESTER RR OPERATING ASSISTANCE	0.0	B9	OPERATE BUS	FTA	7,472,967	0	0	1,735,856	0	5,737,111
1019	BB	TRF-0047-17A	ROCHESTER	SECT 5307: ROCHESTER RR, PURCHASE 3 BUSES (CLASS 700)	0.0	B9	PURCHASE BUS	FTA	1,350,000	0	0	1,080,000	0	270,000
1023	BB	TRS-0047-17	ROCHESTER	ROCHESTER RR, PURCHASE 1 BUS (CLASS 700)	0.0	TR	PURCHASE BUS	STP	450,000	343,200	0	0	0	106,800
1028	MSAS 106	159-106-020	ROCHESTER	16TH AVE SW TO 11TH AVE SW, RECONSTRUCTION	0.0	RC	GRADE AND SURFACE	STP	2,500,000	2,000,000	0	0	0	500,000
1031	MN 42	5506-22	MNDOT	FROM TH 14 TO 0.35 MI N OF TH 247, MEDIUM BITUMINOUS MILL AND OVERLAY	15.0	RS	MILL AND OVERLAY	STP	5,831,000	4,664,800	0	0	1,166,200	0
1035	US 52	5507-63	MNDOT	OVER US 63, REPLACE DECKS NB BRIDGE 55009 AND SB BRIDGE 55010	0.0	BR	BRIDGE REHABILITATION	NHPP	4,244,173	3,395,338	0	0	848,835	0
1040	US 63	5509-81	MNDOT	**ITS** EXTENSION OF ROCHESTER TMS FROM 48TH ST ON TH 63 SOUTH TO I-90 INTERCHANGE	5.0	SC	TRAFFIC MGMT. SYSTEM	NHPP	350,000	280,000	0	0	70,000	0
									\$27,965,593	\$10,683,338	\$0	\$6,815,856	\$2,085,035	\$8,381,364

ATP: MANKATO-NORTH MANKATO AREA PLANNING ORGANIZATION (LIST OF PROJECTS)

Fiscal Year: 2014

STIP for FY 2014-2017

Seq #	Route System	Project Number	Agency	Description	Miles	Program	Type of Work	Proposed Funds	Total	FHWA	AC	FTA	TH	Other
1058	BB	TRF-0021-14-NA	MNDOT	SECT 5317: NEW FREEDOM RURAL FUNDS - VINE FAITH IN ACTION - MOBILITY MANAGEMENT	0.0	NF	OPERATE BUS	FTA	57,500	0	0	46,000	0	11,500
1059	BB	TRF-0021-14-NB	MNDOT	SECT 5317: NEW FREEDOM RURAL FUNDS - VINE FAITH IN ACTION - RIDE COORDINATION	0.0	NF	OPERATE BUS	FTA	66,000	0	0	33,000	0	33,000
1060	BB	TRF-0021-14-JA	MNDOT	SECT 5317: NEW FREEDOM RURAL FUNDS - VINE FAITH IN ACTION - RIDES TO WORK PROGRAM	0.0	NF	OPERATE BUS	FTA	100,000	0	0	50,000	0	50,000
1061	BB	TRF-0028-14	MNDOT	SECT 5307: CITY OF MANKATO RR TRANSIT OPERATING ASSISTANCE	0.0	B9	OPERATE BUS	FTA	1,751,000	0	0	435,755	0	1,315,245
1068	RR	07-00121	MNDOT	INDUSTRIAL ROAD/CSAH 12 IN MANKATO, INSTALL GATES	0.0	SR	RR X-ING IMPROVEMENTS	RRS	375,000	375,000	0	0	0	0
1079	PED/BIKE	137-591-002	MANKATO	**SRTS** INFRA MANKATO, CE & CONSTRUCTION OF SIDEWALK & CURB EXTENSIONS ALONG HOFFMAN RD, KENNEDY ST, AND ELECTA BOULEVARD	0.0	BT	PED/BIKE IMPROVEMENT	SRTS	180,283	180,283	0	0	0	0
1081	US 14	0702-116	MNDOT	**LGA** CSAH 12 & TH 14 BRIDGE # 07587 & RAMPS (LGA PAYBACK TO COUNTY 1 OF 3) TIED 007-612-011	0.0	BR	NEW BRIDGE	NHPP	293,565	293,565	0	0	0	0
1082	US 14	0702-116A	MNDOT	**LGA** NORTH AND SOUTH ABUTMENT FILL FOR PROPOSED BR # 07587 WITH TH 14 AND CSAH 12, 1 MI EAST OF MANKATO (LGA PAYBACK TO COUNTY 2 OF 2) TIED 007-612-019	0.0	BR	NEW BRIDGE	NHPP	706,435	706,435	0	0	0	0
1084	MN 22	0704-88	MNDOT	FROM TH 83 TO CSAH 3, SIGNAL REVISIONS AND AT THE JCTS OF TH 22 WITH MADISON AVE, CSAH 17 AND ADAMS STREET IN MANKATO, CONSTRUCT ROUNDABOUTS AND CPR	2.0	MC	GRADE AND SURFACE	NHPP	6,060,000	2,768,000	0	0	692,000	2,600,000
1085	MN 22	0704-88S	MNDOT	FROM TH 83 TO CSAH 3, SIGNAL REVISIONS AND AT THE JCTS OF TH 22 WITH MADISON AVE, CSAH 17 AND ADAMS STREET IN MANKATO, CONSTRUCT ROUNDABOUTS AND CPR	2.0	SH	GRADE AND SURFACE	HSIP	980,000	882,000	0	0	98,000	0
									\$10,569,783	\$5,205,283	\$0	\$564,755	\$790,000	\$4,009,745

ATP: MANKATO-NORTH MANKATO AREA PLANNING ORGANIZATION (LIST OF PROJECTS)

Fiscal Year: 2015

STIP for FY 2014-2017

Seq #	Route System	Project Number	Agency	Description	Miles	Program	Type of Work	Proposed Funds	Total	FHWA	AC	FTA	TH	Other
1110	BB	TRF-0021-15-NA	MNDOT	SECT 5317: NEW FREEDOM RURAL FUNDS - VINE FAITH IN ACTION - MOBILITY MANAGEMENT	0.0	NF	OPERATE BUS	FTA	57,500	0	0	46,000	0	11,500
1111	BB	TRF-0021-15-NB	MNDOT	SECT 5317: NEW FREEDOM RURAL FUNDS - VINE FAITH IN ACTION - RIDE COORDINATION	0.0	NF	OPERATE BUS	FTA	66,000	0	0	33,000	0	33,000
1112	BB	TRF-0021-15-JA	MNDOT	SECT 5317: NEW FREEDOM RURAL FUNDS - VINE FAITH IN ACTION - RIDES TO WORK PROGRAM	0.0	NF	OPERATE BUS	FTA	100,000	0	0	50,000	0	50,000
1113	BB	TRF-0028-15	MNDOT	SECT 5307: CITY OF MANKATO RR TRANSIT OPERATING ASSISTANCE	0.0	B9	OPERATE BUS	FTA	1,803,530	0	0	435,755	0	1,367,775
1123	PED/BIKE	150-090-002	NORTH MANKATO	US 14 TRAIL FROM LORAY DRIVE TO WEST LIND STREET, CONSTRUCT PED/BIKE TRAIL	1.0	EN	PEDESTRIAN BIKE TRAIL	TAP	584,310	400,000	0	0	0	184,310
									\$2,611,340	\$400,000	\$0	\$564,755	\$0	\$1,646,585

ATP: MANKATO-NORTH MANKATO AREA PLANNING ORGANIZATION (LIST OF PROJECTS)

Fiscal Year: 2016

STIP for FY 2014-2017

Seq #	Route System	Project Number	Agency	Description	Miles	Program	Type of Work	Proposed Funds	Total	FHWA	AC	FTA	TH	Other
1149	BB	TRF-0028-16	MNDOT	SECT 5307: CITY OF MANKATO RR TRANSIT OPERATING ASSISTANCE	0.0	B9	OPERATE BUS	FTA	1,857,636	0	0	435,755	0	1,421,881
1162	MSAS 117	137-117-001	MANKATO	ON MAY STREET FROM RIVERFRONT DRIVE TO NORTH 6TH STREET, RECONSTRUCT ROADWAY	0.0	RD	GRADE AND SURFACE	STP	849,000	576,000	0	0	0	273,000
									\$2,706,636	\$576,000	\$0	\$435,755	\$0	\$1,694,881

ATP: MANKATO-NORTH MANKATO AREA PLANNING ORGANIZATION (LIST OF PROJECTS)

Fiscal Year: 2017

STIP for FY 2014-2017

Seq #	Route System	Project Number	Agency	Description	Miles	Program	Type of Work	Proposed Funds	Total	FHWA	AC	FTA	TH	Other
1185	BB	TRF-0028-17	MNDOT	SECT 5307: CITY OF MANKATO RR TRANSIT OPERATING ASSISTANCE	0.0	B9	OPERATE BUS	FTA	1,913,365	0	0	435,755	0	1,477,610
									\$1,913,365	\$0	\$0	\$435,755	\$0	\$1,477,610

Transportation Alternatives Program (TAP)

TRANSPORTATION ALTERNATIVES PROGRAM (TAP)

MAP-21 consolidated Transportation Enhancements, Historic Structures, Safe Routes to School and Scenic Byways programs along with a number of different eligible activity categories into a new program, called the Transportation Alternatives Program (TAP). For the duration of MAP-21 (July 6, 2012 to end of September 2014) it will receive about 2% of Minnesota's formula highway apportionment. For the 2014-2017 STIP, projects were solicited, ranked and selected within the ATP process. The projects were then incorporated into the ATIPs.

Transportation Alternatives Program
Fiscal Year: 2014

STIP for FY 2014-2017

Seq #	ATP	Route System	Project Number	Agency	Description	Miles	Program	Type of Work	Proposed Funds	Total	FHWA	AC	FTA	State	Other
13	1	PED/BIKE	009-090-004	CARLTON COUNTY	FOND DU LAC TO CLOQUET TRAIL CONNECTION, PED/BIKE TRAIL	2.0	EN	PED/BIKE IMPROVEMENT	TAP	400,000	297,357	0	0	0	102,643
23	1	PED/BIKE	036-090-002	KOOCHICHING COUNTY	**AC** SECOND CREEK TO RANIER, WIDEN TRAIL TO MEET STANDARDS (AC PROJECT, PAYBACK IN	2.0	EN	PED/BIKE IMPROVEMENT	TAP	51,930	0	207,720	0	0	51,930
25	1	Local 999	038-090-007	BEAVER BAY	BEAVER BAY TRAILHEAD FACILITY	0.0	EN	BUILDINGS	TAP	500,000	400,000	0	0	0	100,000
34	1	PED/BIKE	069-090-028	ELY	ELY TREZONA (MESABI) TRAIL CONNECTION, PED/BIKE TRAIL	0.0	EN	PED/BIKE IMPROVEMENT	TAP	186,300	149,040	0	0	0	37,260
38	1	Local 999	091-070-021	ARDC	HELMET HERO BICYCLE EDUCATION	0.0	EN	PED/BIKE IMPROVEMENT	TAP	71,868	57,494	0	0	0	14,374
41	1	PED/BIKE	118-090-019	DULUTH	CROSS CITY TRAIL DULUTH, RECYCLE WAY TO 59TH AVE WEST	1.0	EN	PED/BIKE IMPROVEMENT	TAP	700,000	500,000	0	0	0	200,000
44	1	Local 999	134-090-001	INTERNATIONAL FALLS	INTERNATIONAL FALLS AREA GATEWAY CORRIDOR IMPROVEMENT PROJECT, LIGHTING, LANDSCAPING, WAY-FINDING SIGNS	0.0	EN	PED/BIKE IMPROVEMENT	TAP	625,000	500,000	0	0	0	125,000
54	1	MN 61	6925-134	MNDOT	**ADA** PED RAMP IMPROVEMENT FROM 32ND AVE E TO 59TH AVE E	3.0	EN	PED/BIKE IMPROVEMENT	TAP	262,500	210,000	0	0	52,500	0
239	2	PED/BIKE	060-090-002	POLK COUNTY	IN FOSSTON, CONSTRUCT NEW MULTI USE PED/BIKE TRAIL, PHASE I	2.0	EN	PEDESTRIAN BIKE TRAIL	TAP	344,755	275,804	0	0	0	68,951
243	2	PED/BIKE	119-117-002	EAST GRAND FORKS	IN EAST GRAND FORKS - ALONG 20TH ST NE FROM MN220 TO 5TH AVE NE & ALONG 5TH AVE NE FROM 23RD ST NE TO 15TH ST NE, CONSTRUCT NEW PED/BIKE SIDEWALK	0.0	EN	PEDESTRIAN BIKE TRAIL	TAP	289,060	177,880	0	0	0	111,180
425	3	LOCAL 999	077-595-001	TODD COUNTY	RESTORATION OF THE EXISTING DEPOT STRUCTURE IN STAPLES	0.0	EN	HISTORIC PRESERVATION	TAP	505,150	404,120	0	0	0	101,030
427	3	PED/BIKE	086-090-004AC	WRIGHT COUNTY	**AC** CONSTRUCT BIKE/PED TRAIL ALONG WRIGHT CSAH 34 FROM BEEBE LAKE REGIONAL PARK IN ST MICHAEL TO INTERSECTION OF CSAH 19 & 34 IN HANOVER (AC PAYBACK 1 OF 1)	4.0	EN	PED/BIKE IMPROVEMENT	TAP	164,035	164,035	0	0	0	0
430	3	PED/BIKE	162-090-005	ST CLOUD	**AC** EXTEND BEAVER ISLAND BIKE/PED TRAIL, ST CLOUD CIVIC CENTER NORTH TO 5TH AVENUE ALONG MISSISSIPPI RIVER IN ST CLOUD (AC PROJECT, PAYBACK IN 2015)	0.0	EN	PEDESTRIAN BIKE TRAIL	TAP	2,448,561	493,465	601,439	0	0	1,955,096
661	4	PED/BIKE	056-090-009AC	OTTER TAIL COUNTY	**AC** HALVORSON PARK TRAIL IN BATTLE LAKE (AC PROJECT, AC PAYBACK 1 OF 1)	0.0	EN	PEDESTRIAN BIKE TRAIL	TAP	29,498	29,498	0	0	0	0

Transportation Alternatives Program
Fiscal Year: 2014

STIP for FY 2014-2017

Seq #	ATP	Route System	Project Number	Agency	Description	Miles	Program	Type of Work	Proposed Funds	Total	FHWA	AC	FTA	State	Other
665	4	PED/BIKE	084-090-002	WILKIN COUNTY	LAKE BRECKENRIDGE TRAIL ON WILKIN CSAH 10 FROM BRECKENRIDGE TO LAKE BRECKENRIDGE, MULTI-USE BITUMINOUS TRAIL	1.0	EN	PEDESTRIAN BIKE TRAIL	TAP	406,250	125,000	0	0	0	281,250
668	4	PED/BIKE	102-090-004	ALEXANDRIA	PEDESTRIAN/BIKE TRAIL ON 3RD AVE IN ALEXANDRIA, MULTI-USE BITUMINOUS TRAIL	0.0	EN	PEDESTRIAN BIKE TRAIL	TAP	97,000	62,080	0	0	0	34,920
846	6	PED/BIKE	159-090-018	ROCHESTER	EAST CIRCLE DRIVE PATH FROM CSAH 2 TO TH 14- PEDESTRIAN/BIKE TRAIL	3.0	EN	PEDESTRIAN BIKE TRAIL	TAP	1,249,490	800,000	0	0	0	449,490
1071	7	PED/BIKE	032-090-009	JACKSON COUNTY	OLD MILL TRAIL, FROM PLEASANTVIEW ELEMENTARY SCHOOL TO COLONIAL AVENUE	2.0	EN	PEDESTRIAN BIKE TRAIL	TAP	373,856	299,085	0	0	0	74,771
1076	7	PED/BIKE	072-090-002	SIBLEY	BRIDGES FOR PRAIRIE LINE TRAIL, ALONG CO RD 166, CONSTRUCT BR #R0613 & #R0614(PHASE 2A)	0.0	EN	PEDESTRIAN BIKE BRIDGE	TAP	608,497	400,000	0	0	0	208,497
1077	7	PED/BIKE	072-090-003	SIBLEY	PRAIRIE LINE TRAIL ALONG CO RD 166 TO ARLINGTON SPORTSMAN PARK & TO SOUTH OF HIGH ISLAND CREEK CONSTRUCT PED/BIKE TRAIL AND SIDEWALK (PHASE 2B)	2.0	EN	PEDESTRIAN BIKE TRAIL	TAP	608,497	400,000	0	0	0	208,497
1240	8	PED/BIKE	047-090-003	MEEKER COUNTY	LAKE KORONIS OUTLET, CONSTRUCT PED/BIKE BRIDGE	0.0	EN	PEDESTRIAN BIKE TRAIL	TAP	240,000	119,516	0	0	0	120,484
1465	M	PED/BIKE	019-090-011	DAKOTA COUNTY	THROUGH THE WESTERN PORTION OF THE SPRING LK PARK RESERVE-CONSTRUCT MISS RIVER REG TRAIL	3.0	EN	PEDESTRIAN BIKE TRAIL	TAP	4,100,000	1,020,000	0	0	0	3,080,000
1466	M	PED/BIKE	019-090-013	DAKOTA COUNTY	**AC** MISS RIVER REG TR, SCHARRS BLUFF TO MISS RIVER, SPRING LK PARK RESERVE, NININGER TWP-CONSTRUCT PED/BIKE TR & TRAILHEAD FACILITY (WAS 091-090-057) (AC PROJECT, PAYBACK IN 2017)	2.0	EN	PED/BIKE IMPROVEMENT	TAP	4,740,892	273,084	759,108	0	0	4,467,808
1467	M	PED/BIKE	019-090-015	DAKOTA COUNTY	TH 110 TO GARLOUGH ELEMENTARY, WEST ST PAUL-CONSTRUCT N URBAN REG TR INCLUDING UNDERPASS	1.0	EN	PEDESTRIAN BIKE TRAIL	TAP	992,600	794,080	0	0	0	198,520
1479	M	PED/BIKE	027-619-023	HANOVER	ALONG HENNEPIN CSAH 19 IN HANOVER- CONSTRUCT BIT PED/BIKE TRAIL	1.0	EN	ENHANCEMENT	TAP	618,000	216,233	0	0	0	401,767
1485	M	PED/BIKE	070-701-008	SCOTT COUNTY	ALONG CSAH 101 FROM RIVER RD/STAGECOACH RD TO SHENANDOAH DR IN SHAKOPEE- CONSTRUCT PED/BIKE TRAIL	4.0	EN	PEDESTRIAN BIKE TRAIL	TAP	1,300,000	1,040,000	0	0	0	260,000
1486	M	PED/BIKE	082-090-004	WASHINGTON COUNTY	CONSTRUCT HARDWOOD CREEK REGIONAL TR EXTENSION FROM 145TH ST TO 140TH ST IN HUGO	0.0	EN	ENHANCEMENT	TAP	135,000	92,000	0	0	0	43,000

Transportation Alternatives Program
Fiscal Year: 2014

STIP for FY 2014-2017

Seq #	ATP	Route System	Project Number	Agency	Description	Miles	Program	Type of Work	Proposed Funds	Total	FHWA	AC	FTA	State	Other
1487	M	PED/BIKE	082-090-006	WASHINGTON COUNTY	RIGHT OF WAY ACQUISITION FOR HARDWOOD CREEK REGIONAL TR EXTENSION FROM 145TH ST TO 140TH ST IN HUGO	0.0	RW	RIGHT OF WAY	TAP	650,000	520,000	0	0	0	130,000
1492	M	PED/BIKE	091-090-068	MPLS PARK/REC BOARD	FROM FRANKLIN AVE N TO CENTRAL RIVERFRONT PARK IN MPLS-CONSTRUCT WEST RIVER PKWY TRAIL IMPROVEMENTS	0.0	EN	PED/BIKE IMPROVEMENT	TAP	1,202,500	962,000	0	0	0	240,500
1493	M	PED/BIKE	091-090-071	MPLS PARK/REC BOARD	ALONG THE WEST BANK OF MISS RIVER-JAMES I RICE PKWY TRAIL IMPROVEMENTS & CONNECTIONS	0.0	EN	PED/BIKE IMPROVEMENT	TAP	1,040,000	832,000	0	0	0	208,000
1494	M	PED/BIKE	091-090-072	THREE RIVERS PARK DISTRICT	OVER HENNEPIN CSAH 19 IN SHOREWOOD & TONKA BAY-CONSTRUCT LAKE MINNETONKA LRT REGIONAL TR PED/BIKE BRIDGE	0.0	EN	PEDESTRIAN BIKE BRIDGE	TAP	2,000,000	1,040,000	0	0	0	960,000
1499	M	PED/BIKE	107-425-008	BLOOMINGTON	HYLAND TRL CORRIDOR FROM 105TH ST/MARYLAND RD TO THE BLOOMINGTON FERRY RD TRAILHEAD NEAR THE MN RIVER IN BLOOMINGTON-CONSTRUCT TRAIL	1.0	EN	PEDESTRIAN BIKE TRAIL	TAP	1,197,300	539,760	0	0	0	657,540
1500	M	PED/BIKE	110-020-031	BROOKLYN PARK	**AC** FROM REGENT AVE AT SHINGLE CREEK TO NOBLE AVE AT SHINGLE CREEK IN BROOKLYN PARK-PEDESTRIAN/BICYCLE TRAIL WITH LIGHTING, PEDESTRIAN ROAD SAFETY IMPROVEMENTS (AC PROJECT, PAYBACK IN 2015)	0.0	EN	PEDESTRIAN BIKE TRAIL	TAP	242,000	0	968,000	0	0	242,000
1502	M	PED/BIKE	141-090-038	MINNEAPOLIS	OVER THE MISS RIVER FROM U OF M EAST TO WEST BANK IN MPLS-REHABILITATE & PAINT BR 9(MN BR 94246)	0.0	EN	BRIDGE REPAIR	TAP	1,300,000	1,040,000	0	0	0	260,000
1510	M	CITY	164-213-007	SAINT PAUL	ON WESTERN AVE FROM ST ANTHONY TO UNIV & FROM CONCORDIA TO SELBY-STREETScape, LIGHTING	1.0	EN	ENHANCEMENT	TAP	1,425,000	1,040,000	0	0	0	385,000
1513	M	PED/BIKE	179-090-004	BURNSVILLE	FROM I 35W TO TH 77 ALONG MN RIVER IN BURNSVILLE-CONSTRUCT BIG RIVERS REGIONAL TRAIL	4.0	EN	PEDESTRIAN BIKE TRAIL	TAP	1,300,000	1,040,000	0	0	0	260,000
										\$32,405,539	\$16,313,531	\$2,536,267	\$0	\$52,500	\$16,039,508

Transportation Alternatives Program
Fiscal Year: 2015

STIP for FY 2014-2017

Seq #	ATP	Route System	Project Number	Agency	Description	Miles	Program	Type of Work	Proposed Funds	Total	FHWA	AC	FTA	State	Other
82	1	PED/BIKE	031-090-007	ITASCA COUNTY	MESABI AND ITASCA TRAIL SYSTEM, PED/BIKE TRAIL CONSTRUCTION	6.0	EN	PED/BIKE IMPROVEMENT	TAP	300,000	150,000	0	0	0	150,000
84	1	PED/BIKE	036-090-002AC	KOOCHICHING COUNTY	**AC** SECOND CREEK TO RANIER, WIDEN TRAIL TO MEET STANDARDS (AC PAYBACK 1 OF 1)	2.0	EN	PED/BIKE IMPROVEMENT	TAP	207,720	207,720	0	0	0	0
92	1	PED/BIKE	069-090-029	ST LOUIS COUNTY	MOUNTAIN IRON BICYCLE AND PEDESTRIAN CONNECTION	2.0	EN	PED/BIKE IMPROVEMENT	TAP	343,200	274,560	0	0	0	68,640
93	1	PED/BIKE	069-090-030	REGIONAL RAIL AUTHORITY	MESABI TRAIL, SOUDAN TO ELY, BIKE/PED TRAIL	4.0	EN	PED/BIKE IMPROVEMENT	TAP	492,000	393,600	0	0	0	98,400
95	1	PED/BIKE	091-070-024	ARDC	HELMET HERO BICYCLE EDUCATION PROGRAM	0.0	EN	PED/BIKE IMPROVEMENT	TAP	71,868	57,494	0	0	0	14,374
98	1	PED/BIKE	092-090-038	MNDNR	GITCHI GAMI TRAIL-BEAVER RIVER BRIDGE & W RD SEGMENT, PED/BIKE BRIDGE & TRAIL	1.0	EN	PEDESTRIAN BIKE BRIDGE	TAP	1,644,500	500,000	0	0	0	1,144,500
100	1	PED/BIKE	118-090-021	DULUTH	CROSS CITY TRAIL DULUTH, 59TH AVE WEST TO PULASKI ST	1.0	EN	PED/BIKE IMPROVEMENT	TAP	700,000	500,000	0	0	0	200,000
285	2	PED/BIKE	105-090-007	BELTRAMI COUNTY	ALONG THE ABANDONED SOO LINE CORRIDOR FROM 5TH ST TO CR 11 IN BEMIDJI, CONSTRUCT NEW MULTI-USE PED/BIKE TRAIL (EAST-WEST	2.0	EN	PEDESTRIAN BIKE TRAIL	TAP	510,000	408,000	0	0	0	102,000
498	3	PED/BIKE	162-090-005AC	ST CLOUD	**AC** EXTEND BEAVER ISLAND BIKE/PED TRAIL, ST CLOUD CIVIC CENTER NORTH TO 5TH AVENUE ALONG MISSISSIPPI RIVER IN ST CLOUD (AC PAYBACK 1 OF 1)	0.0	EN	PEDESTRIAN BIKE TRAIL	TAP	601,439	601,439	0	0	0	0
499	3	PED/BIKE	162-090-006AC	ST. CLOUD	**AC** BEAVER ISLAND TRAIL EXTENSION FROM 33RD STREET SOUTH TO MISSISSIPPI RIVER BLUFFS REGIONAL PARK IN THE CITY OF ST CLOUD (AC PAYBACK 1 OF 1)	1.0	EN	PEDESTRIAN BIKE TRAIL	TAP	278,000	278,000	0	0	0	0
500	3	PED/BIKE	204-090-003	ELK RIVER	CONSTRUCT MISSING SEGMENTS OF BIKE/PED TRAIL ALONG TWIN LAKES ROAD FROM EXISTING HOUSING DEVELOPMENTS IN ELK RIVER TO THE ELK RIVER NORTHSTAR COMMUTER RAIL STATION AND UPGRADE PED RAMPS TO ADA GUIDELINES	1.0	EN	PED/BIKE IMPROVEMENT	TAP	222,500	160,000	0	0	0	62,500
504	3	PED/BIKE	233-090-001	SAINT JOSEPH	MINNESOTA ST W PEDESTRIAN TRAIL FROM 4TH AVE NW TO 0.25 MI WEST & MINNESOTA ST W LIGHTING IMPROVEMENTS	0.0	EN	PEDESTRIAN BIKE TRAIL	TAP	425,000	110,000	0	0	0	315,000
712	4	PED/BIKE	056-090-010	OTTER TAIL COUNTY	LAKE ADLEY PARK TRAIL - PARKERS PRAIRIE, MULTI-USE BITUMINOUS TRAIL	0.0	EN	PEDESTRIAN BIKE TRAIL	TAP	231,250	185,000	0	0	0	46,250

Transportation Alternatives Program
Fiscal Year: 2015

STIP for FY 2014-2017

Seq #	ATP	Route System	Project Number	Agency	Description	Miles	Program	Type of Work	Proposed Funds	Total	FHWA	AC	FTA	State	Other
714	4	PED/BIKE	102-090-005	ALEXANDRIA	FROM BIRCH AVE TO CR 73 ON GENEVA ROAD PEDESTRIAN/BIKE LANES - PHASE II, MULTI-USE BITUMINOUS TRAIL	0.0	EN	PEDESTRIAN BIKE TRAIL	TAP	980,000	414,593	0	0	0	565,407
916	6	PED/BIKE	104-090-007	AUSTIN	SOUTHWEST TRAIL FROM 200 FEET EAST OF JCT 9TH PLACE SW AND 2ND DRIVE SW TO JCT 4TH ST SW AND 16TH AVE SW	1.0	EN	PEDESTRIAN BIKE TRAIL	TAP	252,000	201,600	0	0	0	50,400
918	6	PED/BIKE	159-090-019	ROCHESTER	SOUTH BROADWAY PATH FROM 20TH ST SE TO THE ZUMBRO RIVER	2.0	EN	PEDESTRIAN BIKE TRAIL	TAP	1,100,000	623,400	0	0	0	476,600
1118	7	PED/BIKE	008-090-002	BROWN COUNTY	ALONG TH 4 IN SLEEPY EYE, SLEEPY EYE LAKE TRAIL PHASE II, CONSTRUCT PED/BIKE TRAIL (FED\$ CAPPED) (TIED TO 0802-42)	0.0	EN	PEDESTRIAN BIKE TRAIL	TAP	500,000	400,000	0	0	0	100,000
1122	7	PED/BIKE	083-090-004	WATONWAN COUNTY	WATLINE TRAIL - TH 4 OVER TH 60, MODIFY BR#83023 FOR TRAIL PURPOSES (FED \$ CAPPED) (TIED TO 8301-114)	4.0	EN	PEDESTRIAN BIKE TRAIL	TAP	500,000	400,000	0	0	0	100,000
1123	7	PED/BIKE	150-090-002	NORTH MANKATO	US 14 TRAIL FROM LORAY DRIVE TO WEST LIND STREET, CONSTRUCT PED/BIKE TRAIL	1.0	EN	PEDESTRIAN BIKE TRAIL	TAP	584,310	400,000	0	0	0	184,310
1656	M	PED/BIKE	010-090-005	CARVER COUNTY	FROM 1ST ST BRIDGE OVER W CHASKA CREEK IN CHASKA TO MAIN ST IN CITY OF CARVER (SW OF INTERSECTION OF HICKORY ST)- PEDESTRIAN/BICYCLE TRAIL AND TRAILHEAD FACILITIES	2.0	EN	PEDESTRIAN BIKE TRAIL	TAP	757,900	606,320	0	0	0	151,580
1658	M	PED/BIKE	019-090-016	DAKOTA COUNTY	FROM DAKOTA CSAH 38 TO JOHNNY CAKE RIDGE ROAD IN APPLE VALLEY-PEDESTRIAN/BICYCLE TRAIL INCLUDING BRIDGE	1.0	EN	PEDESTRIAN BIKE TRAIL	TAP	1,818,135	1,100,000	0	0	0	718,135
1665	M	PED/BIKE	062-090-002	RAMSEY COUNTY	FROM LONG LAKE REGIONAL PARK IN NEW BRIGHTON TO CR H IN MOUNDS VIEW- PEDESTRIAN/BICYCLE TRAIL	1.0	EN	PEDESTRIAN BIKE TRAIL	TAP	1,442,320	1,100,000	0	0	0	342,320
1672	M	PED/BIKE	082-090-005	WASHINGTON COUNTY	FROM US 61 TO US 10 IN DENMARK TOWNSHIP- PEDESTRIAN/BICYCLE TRAIL	2.0	EN	PEDESTRIAN BIKE TRAIL	TAP	1,683,000	1,100,000	0	0	0	583,000
1674	M	PED/BIKE	092-090-052	DNR	ON THE GATEWAY STATE TRAIL OVER HADLEY AVE NORTH IN OAKDALE-PEDESTRIAN/BICYCLE TRAIL BRIDGE	0.0	EN	PEDESTRIAN BIKE BRIDGE	TAP	1,650,000	1,100,000	0	0	0	550,000
1675	M	PED/BIKE	098-090-008	CHISAGO COUNTY	FROM TH95 (BENCH ST) TO CHISAGO COUNTY RD 20 IN TAYLORS FALLS - MULTI USE PAVED TRAIL (VALLEY VIEW TRAIL) TO PROVIDE CONNECTIVITY TO MN INTERSTATE PARK, SWEDISH IMMIGRANT TRAIL AND PROPOSED GATEWAY TRAIL	0.0	EN	PEDESTRIAN BIKE TRAIL	TAP	262,290	197,404	0	0	0	64,886

Transportation Alternatives Program
Fiscal Year: 2015

STIP for FY 2014-2017

Seq #	ATP	Route System	Project Number	Agency	Description	Miles	Program	Type of Work	Proposed Funds	Total	FHWA	AC	FTA	State	Other
1677	M	PED/BIKE	110-020-031AC	BROOKLYN PARK	**AC** FROM REGENT AVE AT SHINGLE CREEK TO NOBLE AVE AT SHINGLE CREEK IN BROOKLYN PARK-PEDESTRIAN/BICYCLE TRAIL WITH LIGHTING, PEDESTRIAN ROAD SAFETY IMPROVEMENTS (AC PAYBACK 1 OF 1)	0.0	EN	PEDESTRIAN BIKE TRAIL	TAP	968,000	968,000	0	0	0	0
1685	M	PED/BIKE	164-030-011	SAINT PAUL	ON E 7TH ST FROM ARCADE ST TO BUSH; ON ARCADE ST FROM E 7TH ST TO BRIDGE OVER PHALEN BLVD; ON FOREST ST FROM WELLS ST TO REANEY AVE IN ST PAUL; AND ON REANEY AVE FROM FOREST ST TO JOHNSON PKWY-SIDEWALKS, LANDSCAPING, TREES, PEDESTRIAN LIGHTING, ON-STREET BICYCLE FACILITIES	1.0	EN	PED/BIKE IMPROVEMENT	TAP	529,411	423,536	0	0	0	105,875
1687	M	PED/BIKE	164-646-001	SAINT PAUL	ON RAYMOND AVE FROM HAMPDEN AVE TO ENERGY PARK DR IN ST PAUL-STREET RECONSTRUCTION TO ADD CURB EXTENSIONS, BOULEVARD TREES, LANDSCAPING, PEDESTRIAN MEDIANS, SIDEWALK WIDENING, BIKE LANES, PEDESTRIAN LIGHTING	0.0	EN	PED/BIKE IMPROVEMENT	TAP	1,826,330	1,100,000	0	0	0	726,330
1688	M	PED/BIKE	188-090-002	LAKEVILLE	FROM 173RD ST W TO FARMINGTON BORDER INCLUDING A BRIDGE ACROSS NORTH CREEK IN LAKEVILLE-PEDESTRIAN/BICYCLE TRAIL	1.0	EN	PEDESTRIAN BIKE TRAIL	TAP	1,124,267	899,410	0	0	0	224,857
2074	C	LOCAL 999	880C-HBS-15	MNDOT	LOCAL HISTORIC BRIDGE STUDY PHASE IV	0.0	PL	MISCELLANEOUS	TAP	750,000	500,000	0	0	125,000	125,000
2079	C	MN 999	880C-PED-15	MNDOT	STATEWIDE PED/BIKE COORDINATOR	0.0	PL	PLANNING	TAP	150,000	150,000	0	0	0	0
2084	C	MN 999	880C-RIDE-15	MNDOT	MINNESOTA RIDESHARE COORDINATOR	0.0	PL	PLANNING	TAP	150,000	150,000	0	0	0	0
2091	C	PED/BIKE	880C-SRS-15	MNDOT	**SRTS** INFRA AND NON-INFRA STATEWIDE SRTS PROGRAM	0.0	PL	PLANNING	TAP	1,300,000	1,040,000	0	0	260,000	0
2092	C	MN 999	880C-TAPF-15	MNDOT	TRANSPORTATION ALTERNATIVE PROGRAM FEDERAL FUND SETASIDE	0.0	NA	PLANNING	TAP	5,000,000	5,000,000	0	0	0	0
2093	C	LOCAL 999	880C-TAPS-15	MNDOT	TRANSPORTATION ALTERNATIVE PROGRAM STATE FUND SETASIDE	0.0	NA	PLANNING	TAP	5,000,000	0	0	0	5,000,000	0
										\$34,355,440	\$21,700,076	\$0	\$0	\$5,385,000	\$7,270,364

Transportation Alternatives Program
Fiscal Year: 2016

STIP for FY 2014-2017

Seq #	ATP	Route System	Project Number	Agency	Description	Miles	Program	Type of Work	Proposed Funds	Total	FHWA	AC	FTA	State	Other
143	1	PED/BIKE	031-090-008	BIGFORK	BIGFORK RIVERWALK TRAIL	2.0	EN	PED/BIKE IMPROVEMENT	TAP	550,000	275,000	0	0	0	275,000
145	1	PED/BIKE	069-090-030	ST LOUIS COUNTY	MESABI TRAIL-SOUDAN TO ELY	0.0	EN	PED/BIKE IMPROVEMENT	TAP	494,000	394,000	0	0	0	100,000
148	1	PED/BIKE	092-090-051	MNDNR	GITCHI GAMI TRAIL-BEAVER RIVER BRIDGE & W RD SEGMENT	1.0	EN	PED/BIKE IMPROVEMENT	TAP	840,300	500,000	0	0	0	340,300
150	1	PED/BIKE	129-090-007	GRAND RAPIDS	GRAND RAPIDS MISSISSIPPI RIVERFRONT PEDESTRIAN BRIDGE	0.0	EN	PED/BIKE IMPROVEMENT	TAP	988,985	296,696	0	0	0	692,289
348	2	LOCAL 999	8802-EN-16	LOCAL	DISTRICTWIDE - ENHANCEMENT PROGRAM - LOCAL - 2016	0.0	EN	ENHANCEMENT	TAP	625,000	500,000	0	0	0	125,000
751	4	PED/BIKE	026-090-003	GRANT COUNTY	HOFFMAN PEDESTRIAN BIKE TRAIL ALONG TH 27 FROM 1ST STREET TO ELK LAKE, BITUMINOUS SURFACING	0.0	EN	PEDESTRIAN BIKE TRAIL	TAP	386,250	309,000	0	0	0	77,250
772	4	PED/BIKE	8804-TAP-16	LOCAL	DISTRICTWIDE SETASIDES - TRANSPORTATION ALTERNATIVE - 2016	0.0	EN	PEDESTRIAN BIKE TRAIL	TAP	323,333	258,666	0	0	0	64,667
1002	6	PED/BIKE	8806-EN-16	DISTRICTWIDE	F.Y. 2016 ENHANCEMENT SETASIDE	0.0	EN	PED/BIKE IMPROVEMENT	TAP	1,031,250	825,000	0	0	0	206,250
1163	7	PED/BIKE	032-090-005	JACKSON COUNTY	FORT BELMONT - BIKE TRAIL IN THE CITY OF JACKSON, CONSTRUCT PED/BIKE TRAIL (FED\$CAPPED)	2.0	EN	PEDESTRIAN BIKE TRAIL	TAP	322,186	257,749	0	0	0	64,437
1164	7	PED/BIKE	040-090-002	LE SUEUR COUNTY	OX CART TRAIL, PHASE 1, FROM LE SUEUR MAYO PARK, NORTH, UNDER US169 TO DOPPY LANE, CONSTRUCT PED/BIKE TRAIL	0.0	EN	PEDESTRIAN BIKE BRIDGE	TAP	500,000	400,000	0	0	0	100,000
1165	7	PED/BIKE	083-090-005	WATONWAN COUNTY	WATLINE TRAIL - ALONG TH 4 FROM TH 60 TO LONG LAKE, CONSTRUCT PED/BIKE TRAIL (FED \$ CAPPED)	4.0	EN	PEDESTRIAN BIKE TRAIL	TAP	500,000	400,000	0	0	0	100,000
1343	8	PED/BIKE	043-090-002	MCLEOD COUNTY	BUFFALO HIGHLANDS TRAIL ALONG US 212 FROM CSAH 1 (DAIRY AVE) TO BOONE ROAD	2.0	EN	PEDESTRIAN BIKE TRAIL	TAP	597,916	400,000	0	0	0	197,916
1824	M	PED/BIKE	091-090-076	THREE RIVERS PARK DISTRICT	FROM BOONE AVE N/36TH AVE N IN NEW HOPE TO 32ND AVE N AND XENIA AVE N IN CRYSTAL- PEDESTRIAN/BICYCLE TRAIL	3.0	EN	PEDESTRIAN BIKE TRAIL	TAP	1,153,600	922,880	0	0	0	230,720
1825	M	PED/BIKE	091-090-077	THREE RIVERS PARK DISTRICT	ALONG 57TH AVE N FROM E OF TH 100 TO N MISSISSIPPI REGIONAL PARK IN BROOKLYN CENTER-PEDESTRIAN/BICYCLE TRAIL	1.0	EN	PEDESTRIAN BIKE TRAIL	TAP	1,435,840	1,120,000	0	0	0	315,840

Transportation Alternatives Program
Fiscal Year: 2016

STIP for FY 2014-2017

Seq #	ATP	Route System	Project Number	Agency	Description	Miles	Program	Type of Work	Proposed Funds	Total	FHWA	AC	FTA	State	Other
1828	M	PED/BIKE	127-020-029	FRIDLEY	FROM MAIN STREET (CR 102) AND 57TH AVE NE TO 44TH AVE NE ACROSS I-694 IN FRIDLEY-PEDESTRIAN/BICYCLE BRIDGE AND TRAIL CONNECTION	2.0	EN	PEDESTRIAN BIKE BRIDGE	TAP	1,442,560	1,120,000	0	0	0	322,560
1829	M	PED/BIKE	130-090-004	HASTINGS	AT THREE POINTS ALONG THE VERMILLION RIVER BETWEEN THE INTERSECTION OF 3RD ST AND BAILY ST TO VERMILLION FALLS PARK IN HASTINGS-PEDESTRIAN/BICYCLE TRAIL	2.0	EN	PEDESTRIAN BIKE TRAIL	TAP	1,008,000	806,400	0	0	0	201,600
1830	M	PED/BIKE	141-030-022	MINNEAPOLIS	ON 7TH AND 8TH ST S FROM 1ST AVE N TO CHICAGO AVE AND ON 6TH AND 9TH ST S FROM 1ST AVE N TO 2ND AVE S IN MPLS-LANDSCAPING, PEDESTRIAN LIGHTING, PEDESTRIAN SAFETY IMPROVEMENTS	2.0	EN	PED/BIKE IMPROVEMENT	TAP	2,016,000	1,120,000	0	0	0	896,000
1833	M	PED/BIKE	141-220-005	MINNEAPOLIS	RECONSTRUCTION OF 6TH AVE N WITH PRESERVATION OF HISTORIC PAVERS AND LOADING DOCKS, INSTALLATION OF SIDEWALKS FROM 5TH ST N TO THE END OF ST N OF WASHINGTON AVE	0.0	EN	PED/BIKE IMPROVEMENT	TAP	2,799,104	1,120,000	0	0	0	1,679,104
1836	M	PED/BIKE	164-646-002	SAINT PAUL	ON RAYMOND AVE FROM ENERGY PARK DR TO COMO AVE, STREET RECONSTRUCTION TO ADD CURB EXTENSIONS, BOULEVARD TREES, LANDSCAPING, PEDESTRIAN MEDIANS, SIDEWALK WIDENING	0.0	EN	PED/BIKE IMPROVEMENT	TAP	1,472,240	1,120,000	0	0	0	352,240
1837	M	PED/BIKE	199-090-001	RAMSEY	FROM MISSISSIPPI W REGIONAL PARK TO CITY LIMITS 3/8 MI W OF MNDOT WAYSIDE REST AREA/DAYTONPORT ROADSIDE PARKING AREA IN CITY OF RAMSEY-PEDESTRIAN/BICYCLE TRAIL	3.0	EN	PEDESTRIAN BIKE TRAIL	TAP	1,631,739	1,120,000	0	0	0	511,739
2119	C	MN 999	880C-PED-16	MNDOT	STATEWIDE PED/BIKE COORDINATOR	0.0	PL	PLANNING	TAP	150,000	150,000	0	0	0	0
2124	C	MN 999	880C-RIDE-16	MNDOT	MINNESOTA RIDESHARE COORDINATOR	0.0	PL	PLANNING	TAP	150,000	150,000	0	0	0	0
2131	C	MN 999	880C-TAPF-16	MNDOT	TRANSPORTATION ALTERNATIVE PROGRAM FEDERAL FUND SETASIDE	0.0	NA	PLANNING	TAP	5,000,000	5,000,000	0	0	0	0
2132	C	LOCAL 999	880C-TAPS-16	MNDOT	TRANSPORTATION ALTERNATIVE PROGRAM STATE FUND SETASIDE	0.0	NA	PLANNING	TAP	5,000,000	0	0	0	5,000,000	0
										30,418,303	18,565,391	\$0	\$0	\$5,000,000	\$6,852,912

Transportation Alternatives Program
Fiscal Year: 2017

STIP for FY 2014-2017

Seq #	ATP	Route System	Project Number	Agency	Description	Miles	Program	Type of Work	Proposed Funds	Total	FHWA	AC	FTA	State	Other
220	1	LOCAL 999	8801-TAP-R-17	LOCAL	DISTRICTWIDE SETASIDE - LOCAL TAP RURAL	0.0	EN	MISCELLANEOUS	TAP	375,000	300,000	0	0	0	75,000
221	1	LOCAL 999	8801-TAP-SU-17	LOCAL	DISTRICTWIDE SETASIDE - LOCAL TAP SMALL URBAN	0.0	EN	MISCELLANEOUS	TAP	250,000	200,000	0	0	0	50,000
222	1	LOCAL 999	8801-TAP-SW-17	LOCAL	DISTRICTWIDE SETASIDE - LOCAL TAP STATEWIDE	0.0	EN	MISCELLANEOUS	TAP	500,000	400,000	0	0	0	100,000
637	3	LOCAL 999	8803-TAP-17	MNDOT	ATP-3 FY 2017 LOCAL TRANSPORTATION ALTERNATIVES PROGRAM SETASIDE	0.0	EN	PED/BIKE IMPROVEMENT	TAP	2,000,000	1,600,000	0	0	0	400,000
810	4	PED/BIKE	8804-TAP-17A	LOCAL	DISTRICTWIDE SETASIDES - TRANSPORTATION ALTERNATIVE - 2017	0.0	EN	PEDESTRIAN BIKE TRAIL	TAP	111,111	100,000	0	0	0	11,111
811	4	PED/BIKE	8804-TAP-17B	LOCAL	DISTRICTWIDE SETASIDES - TRANSPORTATION ALTERNATIVE - 2017	0.0	EN	PEDESTRIAN BIKE TRAIL	TAP	222,222	200,000	0	0	0	22,222
812	4	PED/BIKE	8804-TAP-17C	LOCAL	DISTRICTWIDE SETASIDES - TRANSPORTATION ALTERNATIVE - 2017	0.0	EN	PEDESTRIAN BIKE TRAIL	TAP	333,333	300,000	0	0	0	33,333
1213	7	PED/BIKE	8807-EN-17	LOCAL	DISTRICTWIDE SETASIDE- LOCAL ENHANCEMENT PROJECTS - 2017	0.0	EN	PEDESTRIAN BIKE TRAIL	TAP	875,000	700,000	0	0	0	175,000
1409	8	LOCAL 999	8808-TAP-17	MNDOT	TAP SETASIDE	0.0	EN	PED/BIKE IMPROVEMENT	TAP	750,000	600,000	0	0	0	150,000
1924	M	PED/BIKE	019-090-013AC	DAKOTA COUNTY	**AC** MISS RIVER REG TR, SCHARRS BLUFF TO MISS RIVER, SPRING LK RARK RESERVE, NININGER TWP-CONSTRUCT PED/BIKE TR & TRAILHEAD FACILITY (WAS 091-090-057) (AC PAYBACK 1 OF 1)	2.0	EN	PED/BIKE IMPROVEMENT	TAP	759,108	759,108	0	0	0	0
1973	M	LOCAL 999	880M-TAP-17	MNDOT	METRO ATP SETASIDE FOR TRANSPORTATION ALTERNATIVE PROGRAM PROJECTS YET TO BE SELECTED FOR FY 2017	0.0	EN	ENHANCEMENT	TAP	7,562,660	6,050,128	0	0	0	1,512,532
1974	M	LOCAL 999	880M-TAP-17C	MNDOT	METRO ATP SETASIDE FOR TRANSPORTATION ALTERNATIVE PROGRAM PROJECTS YET TO BE SELECTED FOR FY 2017 FOR CHISAGO COUNTY	0.0	EN	ENHANCEMENT	TAP	150,000	120,000	0	0	0	30,000
2144	C	MN 999	880C-ADA-17	MNDOT	AMERICAN WITH DISABILITIES ACT (ADA) SETASIDE FOR 2017	0.0	PL	PLANNING	TAP	2,500,000	2,000,000	0	0	500,000	0
2155	C	MN 999	880C-PED-17	MNDOT	STATEWIDE PED/BIKE COORDINATOR	0.0	PL	PLANNING	TAP	150,000	150,000	0	0	0	0
2160	C	MN 999	880C-RIDE-17	MNDOT	MINNESOTA RIDESHARE COORDINATOR	0.0	PL	PLANNING	TAP	150,000	150,000	0	0	0	0
2168	C	MN 999	880C-TAPF-17	MNDOT	TRANSPORTATION ALTERNATIVE PROGRAM FEDERAL FUND SETASIDE	0.0	NA	PLANNING	TAP	5,000,000	5,000,000	0	0	0	0

Transportation Alternatives Program
Fiscal Year: 2017

STIP for FY 2014-2017

Seq #	ATP	Route System	Project Number	Agency	Description	Miles	Program	Type of Work	Proposed Funds	Total	FHWA	AC	FTA	State	Other
2169	C	LOCAL 999	880C-TAPS-17	MNDOT	TRANSPORTATION ALTERNATIVE PROGRAM STATE FUND SETASIDE	0.0	NA	PLANNING	TAP	5,000,000	0	0	0	5,000,000	0
										\$26,688,434	\$18,629,236	\$0	\$0	\$5,500,000	\$2,559,198

Highway Safety Improvement Program (HSIP)

HIGHWAY SAFETY IMPROVEMENT PROGRAM (HSIP)

With the passage of SAFETEA-LU and the development of the Minnesota Strategic Highway Safety Plan (SHSP), the types of safety projects funded with HSIP dollars has transitioned from a purely reactive safety program, addressing spot locations, to a more proactive safety program where low-cost systematic strategies are emphasized. Minnesota has completed individual safety plans for all 87 counties and 8 MnDOT districts that can leverage HSIP funds.

Projects were selected for the 2014-2017 STIP through a centralized process. A solicitation process was used for the local project selection. Low cost, systematic, proactive projects were prioritized over reactive single location improvements. Projects funded include: systematic intersection lighting, enhanced edge lines, rumble strips, chevrons on curves and cable median barrier. The Office of Traffic, Safety and Technology approves all state and local HSIP projects before they are included in the STIP.

Projects were selected using the following criteria:

- Road Safety Plan developed project
- Ability to meet the intent of the SHSP
- Fatal and A injury crashes per intersection or per mile
- SHSP (critical emphasis areas)
- Cost per intersection and/or cost per mile
- ADT
- Inclusion on the High Risk Rural Roads list or Top 5% list

For Greater Minnesota ATP's the selection committee was comprised of individuals from the following offices:

- MnDOT Office of Traffic, Safety and Technology
- District Traffic Engineer
- FHWA (Advisory)
- MnDOT Office of State Aid for Local Transportation (local solicitation only)

For the Metro District ATP the selection committee was comprised of individuals representing:

- MnDOT Metro Traffic (2)
- Metro County Engineering (2)
- Metro City Engineering (2)

The Highway Safety Improvement Program funding included in the 2014-2017 STIP is shown in Figure A-2.

Figure A-2
HIGHWAY SAFETY IMPROVEMENT PROGRAM
BY YEAR
(\$ MILLIONS)

	2014	2015	2016	2017	TOTAL
Federal Highway Funds	44.6	36.8	35.0	37.5	153.9

Highway Safety Improvement Projects
Fiscal Year: 2014

STIP for FY 2014-2017

Seq #	ATP	Route System	Project Number	Agency	Description	Miles	Program	Type of Work	Proposed Funds	Total	FHWA	AC	FTA	TH	Other
18	1	CSAH 12	016-070-005	COOK COUNTY	CSAH 12 MARKING UPGRADE, PHASE I	0.0	SH	STRIPING	HSIP	153,330	137,997	0	0	0	15,333
19	1	CSAH 12	016-070-006	COOK COUNTY	CSAH 12 MARKING UPGRADE, PHASE II WITH CSAH 2 CENTERLINE	0.0	SH	STRIPING	HSIP	124,050	111,645	0	0	0	12,405
20	1	CSAH 4	016-070-007	COOK COUNTY	CSAH 4 MARKING UPGRADE	0.0	SH	STRIPING	HSIP	35,500	31,950	0	0	0	3,550
21	1	CSAH 5	016-070-008	COOK COUNTY	CSAH 5 & CSAH 8 MARKING UPGRADES	0.0	SH	STRIPING	HSIP	39,550	35,595	0	0	0	3,955
30	1	CSAH	069-070-010	ST LOUIS COUNTY	6 INCH EDGE LINE	0.0	SH	STRIPING	HSIP	36,000	32,400	0	0	0	3,600
31	1	CSAH	069-070-011	ST LOUIS COUNTY	GROUND IN WET REFLECTIVE EDGELINE	0.0	SH	STRIPING	HSIP	343,000	308,700	0	0	0	34,300
32	1	CSAH	069-070-012	ST LOUIS COUNTY	NON-CRSP GROUND IN WET REFLECTIVE EDGELINE	0.0	SH	STRIPING	HSIP	303,000	272,700	0	0	0	30,300
45	1	I 35	0980-143	MNDOT	2 MILES SOUTH TO MIDWAY RD, CABLE MEDIAN BARRIER INSTALLATION (ASSOC SP 6982-299)	2.0	SH	SAFETY TARGET	HSIP	579,956	521,960	0	0	57,996	0
52	1	I 35	8821-239	MNDOT	CABLE MEDIAN BARRIER, 12 LOCATIONS FROM TH 70 TO CARLTON CO CSAH 4	0.0	SH	MEDIAN BARRIER	HSIP	2,406,676	2,366,008	0	0	40,668	0
233	2	LOCAL	004-070-005AC	BELTRAMI COUNTY	**AC** COUNTY WIDE SHOULDER PAVING AND RUMBLE STRIPS (AC PAYBACK 1 OF 1)	0.0	SH	PAVE SHOULDER	HSIP	350,000	350,000	0	0	0	0
235	2	LOCAL	039-070-005	LAKE OF THE WOODS	COUNTY WIDE SHOULDER PAVING AND SAFETY WEDGE	0.0	SH	PAVE SHOULDER	HSIP	532,620	479,358	0	0	0	53,262
238	2	LOCAL	060-070-005	POLK COUNTY	COUNTY WIDE SHOULDER PAVING AND CENTERLINE RUMBLE STRIPS	0.0	SH	PAVE SHOULDER	HSIP	219,300	197,370	0	0	0	21,930
241	2	LOCAL	088-070-038	LOCAL	DISTRICT WIDE CHEVRON INSTALLATION PROJECT	0.0	SH	MISCELLANEOUS	HSIP	1,801,660	1,621,494	0	0	0	180,166
246	2	US 2	0406-62	MNDOT	FROM WILTON TO BEMIDJI - WB & EB - INSTALL/EXTEND LEFT TURN LANES	6.0	SH	TURN LANES	HSIP	250,000	225,000	0	0	25,000	0
256	2	MN 999	8822-164	MNDOT	ON US2 FROM CASS LAKE TO DEER RIVER AND ON MN34 FROM AKELEY TO WALKER, INSTALL CENTERLINE RUMBLE STRIPS	45.0	SH	CENTERLINE RUMBLE STRIPS	HSIP	125,000	112,500	0	0	12,500	0
400	3	LOCAL 999	018-070-009	CROW WING COUNTY	CURVE CHEVRON SIGNING	0.0	SH	SIGNING	HSIP	315,000	283,500	0	0	0	31,500
403	3	LOCAL 999	030-070-004	ISANTI COUNTY	CHEVRON INSTALLATION AT VARIOUS LOCATIONS IN ISANTI COUNTY	0.0	SH	SIGNING	HSIP	277,200	249,480	0	0	0	27,720
404	3	LOCAL 999	030-070-005	ISANTI COUNTY	GROUND IN WET REFLECTIVE MARKINGS	0.0	SH	STRIPING	HSIP	303,450	273,105	0	0	0	30,345
405	3	LOCAL 999	033-070-004	KANABEC COUNTY	RURAL INTERSECTION LIGHTING AND DYNAMIC WARNING SIGNS AT VARIOUS LOCATIONS IN KANABEC COUNTY	0.0	SH	SIGNING	HSIP	277,778	250,000	0	0	0	27,778

Highway Safety Improvement Projects
Fiscal Year: 2014

STIP for FY 2014-2017

Seq #	ATP	Route System	Project Number	Agency	Description	Miles	Program	Type of Work	Proposed Funds	Total	FHWA	AC	FTA	TH	Other
410	3	CR 117	048-070-007	MILLE LACS	MILLE LACS CR 117 FROM CSAH 1 TO EAST COUNTY LINESHOULDER PAVING, RUMBLE STRIPS WITH SAFETY EDGE	3.0	SH	SHOULDER REPAIR	HSIP	120,000	108,000	0	0	0	12,000
411	3	CR 122	048-070-008	MILLE LACS	ON MILLE LACS CR 122, SHOULDER PAVING, RUMBLE STRIPS, AND SAFETY EDGE	2.0	SH	SHOULDER REPAIR	HSIP	68,000	61,200	0	0	0	6,800
412	3	LOCAL 999	048-070-009	MILLE LACS	COUNTY ROAD 152 AND 155, LANE DEPARTURE SAFETY PROJECT INCLUDING 2' SHOULDER PAVEMENT WITH RUMBLE STRIP AND SAFETY WEDGE	0.0	SH	STRIPING	HSIP	120,000	108,000	0	0	0	12,000
416	3	LOCAL 999	071-070-022	SHERBURNE COUNTY	CSAH 4 AND CR 39 INTERSECTION IMPROVEMENTS	0.0	SH	TURN LANES	HSIP	605,000	544,500	0	0	0	60,500
417	3	LOCAL 999	071-070-023	SHERBURNE COUNTY	COUNTYWIDE 6" EDGETLINE STRIPING	0.0	SH	STRIPING	HSIP	141,000	126,900	0	0	0	14,100
418	3	LOCAL 999	071-070-024	SHERBURNE COUNTY	**AC** CSAH 43 AND CSAH 5 INTERSECTION IMPROVEMENTS (AC PROJECT - PAYBACK IN 2015)	0.0	SH	TURN LANES	HSIP	288,600	243,000	167,400	0	0	45,600
420	3	LOCAL 999	073-070-009	STEARNS COUNTY	STEARNS COUNTY INTERSECTION STREET LIGHTING	0.0	SH	STRIPING	HSIP	91,000	81,900	0	0	0	9,100
421	3	CSAH 133	073-070-010	STEARNS COUNTY	CSAH 133/19TH AVENUE, CONSTRUCT ROUNDABOUT	0.0	SH	MISCELLANEOUS	HSIP	450,000	405,000	0	0	0	45,000
452	3	I 94	8680-158S	MNDOT	0.8 M W OF TH 25 TO WRIGHT CO CSAH 18 IN MONTICELLO, RECONSTRUCTION INCL EB & WB AUXILIARY LANES, REPLACE PAVEMENT (HSIP PROJECT)	2.0	SH	GRADE AND SURFACE	HSIP	1,244,444	1,120,000	0	0	124,444	0
655	4	CSAH 3	044-070-004	MAHNOMEN COUNTY	2014 HSIP, VARIOUS LOCATIONS IN MAHNOMEN COUNTY, CSAH 3, 4, 5, 10 AND 13 - CHEVRON CURVE SIGNING, ASSOCIATED S.P. 044-070-005, S.P. 044-070-006, S.P. 044-070-007, S.P. 044-070-008	0.0	SH	SIGNING	HSIP	91,476	83,160	0	0	0	8,316
657	4	LOCAL 999	056-070-008	OTTER TAIL COUNTY	2014 HSIP LANE DEPARTURE - ENHANCED LINE MARKINGS - PHASE I AND II, ASSOCIATED S.P. 056-070-009	0.0	SH	STRIPING	HSIP	698,416	628,574	0	0	0	69,842
658	4	LOCAL 999	056-070-010	OTTER TAIL COUNTY	2014 HSIP INTERSECTION IMPROVEMENTS (ENHANCED SIGNAGE AND MARKING) AND LANE DEPARTURE (CHEVRON CURVE SIGNING) IN OTTER TAIL COUNTY, ASSOCIATED S.P. 056-070-011	0.0	SH	SIGNING	HSIP	185,378	168,525	0	0	0	16,853
659	4	LOCAL 999	056-070-012	OTTER TAIL COUNTY	2014 HSIP LANE DEPARTURE - SHOULDER PAVING AND RUMBLE STRIPS ON CURVES - PHASE 1A AND 1B, ASSOCIATED S.P. 056-070-013	0.0	SH	PAVE SHOULDER	HSIP	627,116	564,404	0	0	0	62,712
660	4	LOCAL 999	056-070-014	OTTER TAIL COUNTY	2014 HSIP VARIOUS LOCATIONS IN OTTER TAIL COUNTY, INTERSECTION IMPROVEMENTS - LIGHTING	0.0	SH	LIGHTING	HSIP	203,000	182,700	0	0	0	20,300

Highway Safety Improvement Projects
Fiscal Year: 2014

STIP for FY 2014-2017

Seq #	ATP	Route System	Project Number	Agency	Description	Miles	Program	Type of Work	Proposed Funds	Total	FHWA	AC	FTA	TH	Other
666	4	LOCAL 999	088-070-040	LOCAL	DISTRICTWIDE - LOCAL HSIP 6" EDGELINES	0.0	SH	STRIPING	HSIP	632,267	569,041	0	0	0	63,226
667	4	LOCAL 999	088-070-041	LOCAL	DISTRICTWIDE - LOCAL HSIP 6" GROUND-IN WET REFLECTIVE PAVEMENT MARKINGS AND RUMBLE STRIPES	0.0	SH	STRIPING	HSIP	897,656	807,890	0	0	0	89,766
680	4	I 94	2180-103	MNDOT	CABLE MEDIAN GUARDRAIL, 1.32 MILES WEST OF TH 9 TO 1.34 MILES EAST OF CSAH 8 (3,349,000 SECTION 164)	22.0	SH	GUARD RAIL	HSIP	3,349,000	3,349,000	0	0	0	0
829	6	CSAH 17	024-070-015	FREEBORN COUNTY	SHOULDER PAVING + RS + SAFETY WEDGE ON CSAH 17 (SEGMENT 17.03)	0.0	SH	PAVE SHOULDER	HSIP	125,800	113,220	0	0	0	12,580
830	6	CSAH 17	024-070-016	FREEBORN COUNTY	SHOULDER PAVING + RS + SAFETY WEDGE ON CSAH 17 (SEGMENT 17.02)	0.0	SH	PAVE SHOULDER	HSIP	407,000	366,300	0	0	0	40,700
832	6	LOCAL 999	025-070-007	GOODHUE COUNTY	SIX-INCH LATEX EDGELINE AND GROUND IN SIX-INCH EPOXY WET-REFLECTIVE MARKINGS AT VARIOUS LOCATIONS IN GOODHUE COUNTY	0.0	SH	SAFETY TARGET	HSIP	102,517	92,265	0	0	0	10,252
835	6	CSAH 37	066-070-011	RICE COUNTY	CSAH 37 SHOULDER PAVING WITH RUMBLE STRIPES AND SAFETY EDGE IN CONJUNCTION WITH ASSOCIATED SAP 066-637-010, MILLING, RECLAMATION AND BITUMINOUS SURFACING	0.0	SH	PAVE SHOULDER	HSIP	2,077,778	250,000	0	0	0	1,827,778
836	6	LOCAL 999	074-070-003	STEELE COUNTY	2014 HSIP STRIPING PROJECT ON VARIOUS CSAHS THROUGHOUT THE COUNTY	0.0	SH	STRIPING	HSIP	151,710	136,539	0	0	0	15,171
837	6	LOCAL 999	079-070-005	WABASHA COUNTY	WABASHA COUNTY CHEVRONS ON VARIOUS CSAHS AND CRS THROUGHOUT THE COUNTY	0.0	SH	SAFETY TARGET	HSIP	388,889	350,000	0	0	0	38,889
838	6	LOCAL 999	079-070-006	WABASHA COUNTY	WABASHA COUNTY EDGELINE STRIPING ON VARIOUS CSAHS AND CRS THROUGHOUT THE COUNTY	0.0	SH	SAFETY TARGET	HSIP	388,889	350,000	0	0	0	38,889
852	6	US 14	7408-46	MNDOT	FROM I 35 EAST TO TH 218 - CABLE MEDIAN BARRIER	3.0	SH	GUARD RAIL	HSIP	314,000	282,600	0	0	31,400	0
858	6	I 35	7480-123	MNDOT	INSTALL HIGH TENSION CABLE MEDIAN BARRIER ALONG I 35 FROM 1.8 MI SOUTH OF CSAH 4 TO EXIT 40 (TH 14)	9.0	SH	GUARD RAIL	HSIP	1,208,186	1,087,367	0	0	120,819	0
868	6	US 61	2514-119S	MNDOT	CONSTRUCT AN OFFSET RIGHT TURN LANE AND EXTEND THE MEDIAN ACCELERATION LANE AT THE INTERSECTION OF TH 61 AND CSAH 18 (CASINO ROAD) AND CONSTRUCT OFFSET LEFT TURN LANES AT THE INTERSECTION OF TH 61 AND TH 19	0.0	SH	TURN LANES	HSIP	376,000	338,400	0	0	37,600	0
872	6	US 63	5006-19S	MNDOT	CSAH 1 IN RACINE, LEFT TURN LANES	0.0	SH	SAFETY TARGET	HSIP	360,000	324,000	0	0	36,000	0
1069	7	LOCAL 999	008-070-004	BROWN COUNTY	EDGE LINE RUMBLE STRIPES	0.0	SH	MISCELLANEOUS	HSIP	87,500	78,750	0	0	0	8,750

Highway Safety Improvement Projects
Fiscal Year: 2014

STIP for FY 2014-2017

Seq #	ATP	Route System	Project Number	Agency	Description	Miles	Program	Type of Work	Proposed Funds	Total	FHWA	AC	FTA	TH	Other
1074	7	CSAH 38	046-070-001	MARTIN COUNTY	CSAH 38, FROM CSAH 27 TO NORTHROP CL PROJECT	10.0	SH	STRIPING	HSIP	340,400	306,360	0	0	0	34,040
1075	7	LOCAL 999	052-070-003	NICOLLET COUNTY	COUNTY WIDE CHEVRON PROJECT	0.0	SH	SIGNING	HSIP	422,400	380,160	0	0	0	42,240
1078	7	CSAH 5	083-070-006	WATONWAN COUNTY	CSAH 5, MARTIN COUNTY LINE TO BUTTERFIELD CITY LIMITS, 6" CL AND RUMBLE STIPES, SHOULDER PAVING, CHEVRONS	0.0	SH	STRIPING	HSIP	157,533	141,780	0	0	0	15,753
1085	7	MN 22	0704-88S	MNDOT	FROM TH 83 TO CSAH 3, SIGNAL REVISIONS AND AT THE JCTS OF TH 22 WITH MADISON AVE, CSAH 17 AND ADAMS STREET IN MANKATO, CONSTRUCT ROUNDABOUTS AND CPR	2.0	SH	GRADE AND SURFACE	HSIP	980,000	882,000	0	0	98,000	0
1102	7	US 169	5209-66S	MNDOT	**AB** ST PETER TO LE SUEUR, 1.8 MILES OF GRADE RAISE FOR FLOOD MITIGATION AND MILL AND OVERLAY SB LANES ONLY ALTERNATE BID	11.0	SH	MILL AND OVERLAY	HSIP	1,500,000	1,350,000	0	0	150,000	0
1232	8	LOCAL 999	034-070-006	KANDIYOHI COUNTY	VARIOUS LOCATIONS IN KANDIYOHI COUNTY, CHEVRON PLACEMENT	0.0	SH	SIGNING	HSIP	29,025	26,123	0	0	0	2,902
1233	8	CSAH 20	037-070-004	LAC QUI PARLE	LAC QUI PARLE CSAH 48 TO E COUNTY LINE, NARROW SHOULDER PAVING	5.0	SH	PAVE SHOULDER	HSIP	218,520	196,668	0	0	0	21,852
1235	8	CSAH 10	042-070-005AC	LYON COUNTY	**AC** WEST COUNTY LINE TO MINNEOTA, NARROW SHLD. PAVING (AC PAYBACK1 OF 1)	5.0	SH	PAVE SHOULDER	HSIP	229,169	229,169	0	0	0	0
1236	8	CSAH 24	042-070-006	LYON COUNTY	LYON CSAH 10 TO LYON CSAH 5, NARROW SHLD. PAVING	3.0	SH	PAVE SHOULDER	HSIP	144,045	129,640	0	0	0	14,405
1237	8	CSAH 24	042-070-007	LYON COUNTY	LYON CSAH 5 TO US 59, NARROW SHLD. PAVING	4.0	SH	PAVE SHOULDER	HSIP	259,450	233,505	0	0	0	25,945
1238	8	LOCAL 999	043-070-008	MCLEOD COUNTY	VARIOUS LOCATIONS IN MCLEOD COUNTY, GROUND-IN WET REFLECTIVE EDGELINE	0.0	SH	STRIPING	HSIP	350,000	315,000	0	0	0	35,000
1239	8	LOCAL 999	047-070-007	MEEKER COUNTY	VARIOUS LOCATIONS IN MEEKER COUNTY, GROUND-IN REFLECTIVE MARKINGS	0.0	SH	STRIPING	HSIP	268,920	242,028	0	0	0	26,892
1242	8	LOCAL 999	064-070-004	REDWOOD COUNTY	VARIOUS LOCATIONS IN REDWOOD COUNTY, 6" GROUND-IN WET REFLECTIVE PAVEMENT MARKINGS	0.0	SH	STRIPING	HSIP	77,400	69,660	0	0	0	7,740
1244	8	LOCAL 999	065-070-005	RENVILLE COUNTY	VARIOUS LOCTIONS IN RENVILLE COUNTY, 6" WET REFLECTIVE EPOXY EDGELINES	0.0	SH	STRIPING	HSIP	104,040	93,636	0	0	0	10,404
1245	8	LOCAL 999	065-070-006	RENVILLE COUNTY	VARIOUS LOCATION IN RENVILLE COUNTY, 6" EDGELINES	0.0	SH	STRIPING	HSIP	74,997	67,497	0	0	0	7,500
1246	8	CSAH 3	087-070-005	YELLOW MEDICINE COUNTY	MN 68 TO YELLOW MEDICINE CSAH 11, MILLED IN 6" STRIPING	11.0	SH	STRIPING	HSIP	88,740	79,866	0	0	0	8,874
1266	8	MN 999	8828-133	MNDOT	DISTRICTWIDE, GROUND IN STRIPING	0.0	SH	STRIPING	HSIP	110,000	99,000	0	0	11,000	0

Highway Safety Improvement Projects
Fiscal Year: 2014

STIP for FY 2014-2017

Seq #	ATP	Route System	Project Number	Agency	Description	Miles	Program	Type of Work	Proposed Funds	Total	FHWA	AC	FTA	TH	Other
1267	8	MN 999	8816-1765	MNDOT	**IDIQ** STATEWIDE RURAL INTERSECTION CONFLICT WARNING SYSTEM (RICWS) DESIGN BUILD PROJECT (CONTRACT MIN \$1,977,785, CONTRACT MAX \$6,000,000, EXPIRATION DATE 12-15-2015) (DISTRICTWIDE SETA FOR RICWS PROJECT LET IN SFY 2013)	0.0	SH	WARNING FLASHERS	HSIP	380,000	342,000	0	0	38,000	0
1271	8	MN 999	8828-158	MNDOT	DISTRICTWIDE, GROUND IN STRIPING (SECTION 164 FUNDS)	0.0	SH	STRIPING	HSIP	175,000	175,000	0	0	0	0
1459	M	CR 3	002-596-020	ANOKA COUNTY	ON ANOKA CR 3 (COON RAPIDS BLVD) AT SPRINGBROOK DR IN COON RAPIDS-TRAFFIC SIGNAL REBUILD, LENGTHEN TURN LANES	0.0	SH	SPOT IMPROVEMENT	HSIP	520,000	468,000	0	0	0	52,000
1460	M	CSAH 5	002-605-018	ANOKA COUNTY	ON ANOKA CSAH 5 AT ALPINE DRIVE IN RAMSEY-TRAFFIC SIGNAL, CONSTRUCT LEFT & RIGHT TURN LANES	0.0	SH	GRADE AND SURFACE	HSIP	1,040,000	936,000	0	0	0	104,000
1463	M	CSAH 78	002-678-020	ANOKA COUNTY	ON ANOKA CSAH 78 (HANSON BLVD) AT ANOKA CSAH 20 (161ST AVE NW) IN ANDOVER-CONSTRUCT TRAFFIC SIGNAL, TURN LANES AT ALL LEGS	0.0	SH	SPOT IMPROVEMENT	HSIP	1,300,000	842,400	0	0	0	457,600
1469	M	CSAH 32	019-632-028	DAKOTA COUNTY	ON DAKOTA CSAH 32 AT NICOLLET AVE IN BURNSVILLE-CONSTRUCT WB LEFT TURN LANE AND CHANNELIZATION	0.0	SH	GRADE AND SURFACE	HSIP	364,000	327,600	0	0	0	36,400
1470	M	CSAH 32	019-632-034AC	DAKOTA COUNTY	**AC** DAKOTA CSAH 32(CLIFF RD) AT JOHNNY CAKE RIDGE RD IN EAGAN-SIGNAL REBUILD, LEFT AND RIGHT TURN LANES (AC PAYBACK 1 OF 1)	0.0	SH	TRAFFIC SIGNAL REVISION	HSIP	618,750	618,750	0	0	0	0
1481	M	CSAH 31	062-631-009	RAMSEY COUNTY	ON RAMSEY CSAH 31 (MARYLAND AVE) AT PAYNE AVE IN ST PAUL-TRAFFIC SIGNAL REBUILD, DEVELOP DEDICATED LEFT TURN LANES	0.0	SH	SPOT IMPROVEMENT	HSIP	1,663,951	1,497,556	0	0	0	166,395
1483	M	CSAH 2	070-602-020	SCOTT COUNTY	**AC** AT SCOTT CSAH 46 IN NEW MARKET-ROUNDBOUT (AC PROJECT, PAYBACK IN FY15)	0.0	SH	GRADE AND SURFACE	HSIP	148,500	0	1,336,500	0	0	148,500
1484	M	CSAH 46	070-646-005AC	SCOTT COUNTY	**AC** AT CR 29 IN NEW MARKET-ROUNDBOUT (AC PAYBACK 1 OF 1)	0.0	SH	GRADE AND SURFACE	HSIP	369,283	369,283	0	0	0	0
1511	M	CSAH 17	166-020-014	SHAKOPEE	ON SCOTT CSAH 17 FROM VIERLING DR TO TH 169 IN SHAKOPEE-TRAFFIC SIGNAL REBUILD INCLUDING TURN LANES	0.0	SH	SPOT IMPROVEMENT	HSIP	2,220,000	1,101,600	0	0	0	1,118,400
1554	M	US 52	1905-33	MNDOT	AT 280TH/CSAH 86 IN RANDOLPH TWP - CONVERT MEDIAN TO 3/4 INTERSECTION WITH U TURNS AND CONSTRUCT LEFT TURN LANE FOR U TURN MOVEMENTS WITH 3/4 INTERSECTION	0.0	SH	GRADE AND SURFACE	HSIP	985,000	886,500	0	0	98,500	0
1555	M	US 52	1906-57	MNDOT	AT DAKOTA CSAH 66 IN VERMILLION TWP-CONSTRUCT 3/4 INTERSECTION WITH MEDIAN U TURNS AND CONSTRUCT LEFT TURN LANE	1.0	SH	GRADE,SURFACE & BRIDGE	HSIP	1,000,000	900,000	0	0	100,000	0

Highway Safety Improvement Projects
Fiscal Year: 2014

STIP for FY 2014-2017

Seq #	ATP	Route System	Project Number	Agency	Description	Miles	Program	Type of Work	Proposed Funds	Total	FHWA	AC	FTA	TH	Other
1599	M	MN 999	8825-389	MNDOT	METROWIDE-INSTALL RURAL INTERSECTION LIGHTING	0.0	SH	LIGHTING	HSIP	208,000	187,200	0	0	20,800	0
1611	M	MN 999	880M-SHS-14	MNDOT	METRO ATP SETASIDE FOR HSIP PROJECTS YET TO BE SELECTED FOR FY 2014	0.0	SH	SPOT IMPROVEMENT	HSIP	2,175,873	1,958,286	0	0	217,587	0
2024	C	MN 999	8816-1972	MNDOT	5.5 TZD REGIONAL COORDINATORS (SECTION 164)	0.0	SH	TZD BEHAVIOR STRATEGIES	HSIP	485,000	485,000	0	0	0	0
2043	C	MN 999	880C-HSP-14	MNDOT	STRATEGIC HIGHWAY SAFETY PLAN INFRASTRUCTURE (STATEWIDE)	0.0	SH	MEDIAN BARRIER	HSIP	1,666,667	1,500,000	0	0	0	166,667
2054	C	MN 999	880C-SANC-14	MNDOT	STRATEGIC HIGHWAY SAFETY PLAN INFRASTRUCTURE (STATEWIDE, SECTION 164)	0.0	SH	PAVEMENT MARKING/CABLE BARRIER	HSIP	5,415,000	5,415,000	0	0	0	0
2059	C	MN 999	880C-TZCO-14	MNDOT	TZD ENFORCEMENT, EMS & OTHER SHSP BEHAVIOR STRATEGIES (SECTION 164)	0.0	SH	TZD BEHAVIOR STRATEGIES	HSIP	1,000,000	1,000,000	0	0	0	0
										\$51,363,355	\$44,634,264	\$1,503,900	\$0	\$1,220,314	\$5,508,777

Highway Safety Improvement Projects
Fiscal Year: 2015

STIP for FY 2014-2017

Seq #	ATP	Route System	Project Number	Agency	Description	Miles	Program	Type of Work	Proposed Funds	Total	FHWA	AC	FTA	TH	Other
76	1	CSAH	016-070-009	COOK COUNTY	CURVE SIGNAGE IMPROVEMENTS	0.0	SH	SIGNING	HSIP	237,600	213,840	0	0	0	23,760
77	1	CSAH	016-070-010	COOK COUNTY	INTERSECTION SIGNING IMPROVEMENTS PHASE I	0.0	SH	SIGNING	HSIP	20,150	18,135	0	0	0	2,015
78	1	CSAH	016-070-011	COOK COUNTY	INTERSECTION SIGNING IMPROVEMENTS PHASE II	0.0	SH	SIGNING	HSIP	23,850	21,465	0	0	0	2,385
79	1	CSAH 12	016-070-012	COOK COUNTY	CSAH 12 SHOULDER IMPROVEMENTS	0.0	SH	SHOULDER REPAIR	HSIP	100,000	90,000	0	0	0	10,000
80	1	CSAH	016-070-013	COOK COUNTY	INTERSECTION LIGHTING IMPROVEMENTS	0.0	SH	LIGHTING	HSIP	24,000	21,600	0	0	0	2,400
86	1	CSAH	069-070-013	ST LOUIS COUNTY	CHEVRON SIGNING	0.0	SH	SIGNING	HSIP	234,000	210,600	0	0	0	23,400
87	1	CSAH	069-070-014	ST LOUIS COUNTY	EDGE LINE RUMBLE STRIPS	0.0	SH	MISCELLANEOUS	HSIP	105,000	94,500	0	0	0	10,500
88	1	CSAH	069-070-015	ST LOUIS COUNTY	INTERSECTION LIGHTING	0.0	SH	LIGHTING	HSIP	130,000	117,000	0	0	0	13,000
89	1	CSAH	069-070-016	ST LOUIS COUNTY	INTERSECTION PAVEMENT MARKING	0.0	SH	STRIPING	HSIP	116,000	104,400	0	0	0	11,600
90	1	CSAH	069-070-017	ST LOUIS COUNTY	MAINLINE DYNAMIC WARNING SYSTEM	0.0	SH	MISCELLANEOUS	HSIP	135,000	121,500	0	0	0	13,500
131	1	MN 999	8801-SHS-15	MNDOT	DISTRICTWIDE SETASIDE - MNDOT HSIP PROJECTS	0.0	SH	SAFETY TARGET	HSIP	768,000	691,200	0	0	76,800	0
273	2	LOCAL	004-070-006AC	BELTRAMI COUNTY	**AC** COUNTY WIDE SHOULDER PAVING & RUMBLE STRIPS (AC PAYBACK 1 OF 1)	0.0	SH	PAVE SHOULDER	HSIP	350,000	350,000	0	0	0	0
274	2	LOCAL	004-070-007	BELTRAMI COUNTY	COUNTY WIDE RUMBLE STRIPE	0.0	SH	EDGE LINE RUMBLE STRIPS	HSIP	229,578	206,620	0	0	0	22,958
275	2	LOCAL	004-070-008	BELTRAMI COUNTY	COUNTY WIDE SHOULDER PAVING & RUMBLE STRIPS	0.0	SH	PAVE SHOULDER	HSIP	250,496	225,446	0	0	0	25,050
277	2	LOCAL	015-070-005	CLEARWATER COUNTY	COUNTY WIDE SHOULDER PAVING, RUMBLE STRIPE & SAFETY WEDGE	0.0	SH	PAVE SHOULDER	HSIP	388,889	350,000	0	0	0	38,889
280	2	LOCAL	060-070-006	POLK COUNTY	COUNTY WIDE SHOULDER PAVING AND SAFETY WEDGE	0.0	SH	PAVE SHOULDER	HSIP	180,000	162,000	0	0	0	18,000
281	2	LOCAL	060-070-007	POLK COUNTY	COUNTY WIDE SHOULDER PAVING AND SAFETY WEDGE	0.0	SH	PAVE SHOULDER	HSIP	200,000	180,000	0	0	0	20,000
282	2	LOCAL	088-070-039	LOCAL	DISTRICT WIDE RUMBLE STRIPS	0.0	SH	EDGE LINE RUMBLE STRIPS	HSIP	466,667	420,000	0	0	0	46,667
283	2	LOCAL	088-070-043AC	LOCAL	**AC** DISTRICT WIDE SIGNS AND MARKINGS (AC PAYBACK 1 OF 1)	0.0	SH	SIGNING	HSIP	214,435	214,435	0	0	0	0
284	2	LOCAL	088-070-044	LOCAL	DISTRICT WIDE GROUND IN WET REFLECTIVE EDGE STRIPING	0.0	SH	STRIPING	HSIP	683,400	615,060	0	0	0	68,340

Highway Safety Improvement Projects
Fiscal Year: 2015

STIP for FY 2014-2017

Seq #	ATP	Route System	Project Number	Agency	Description	Miles	Program	Type of Work	Proposed Funds	Total	FHWA	AC	FTA	TH	Other
309	2	MN 999	8802-SHS-15	MNDOT	DISTRICTWIDE SETASIDE - MNDOT HSIP - 2015	0.0	SH	SAFETY TARGET	HSIP	352,941	317,647	0	0	35,294	0
479	3	LOCAL 999	018-070-010	CROW WING COUNTY	INTERSECTION CONFLICT WARNING SYSTEM	0.0	SH	MISCELLANEOUS	HSIP	120,000	108,000	0	0	0	12,000
481	3	LOCAL 999	030-070-006	ISANTI COUNTY	GROUND IN WET REFLECTIVE MARKINGS	0.0	SH	STRIPING	HSIP	295,711	266,140	0	0	0	29,571
483	3	LOCAL 999	048-070-010	MILLE LACS	COUNTYWIDE 6" EDGETRIPING	0.0	SH	STRIPING	HSIP	67,750	60,975	0	0	0	6,775
485	3	LOCAL 999	049-070-014	MORRISON COUNTY	GROUND-IN PAVEMENT MESSAGES	0.0	SH	MISCELLANEOUS	HSIP	233,000	209,700	0	0	0	23,300
487	3	LOCAL 999	071-070-024AC	SHERBURNE COUNTY	**AC** CSAH 43 AND CSAH 5 INTERSECTION IMPROVEMENTS (AC PAYBACK 1 OF 1)	0.0	SH	TURN LANES	HSIP	167,400	167,400	0	0	0	0
488	3	LOCAL 999	071-070-025	SHERBURNE COUNTY	VARIOUS COUNTY ROADS - 8" RUMBLE STRIP, 6" EDGETRIPING	0.0	SH	STRIPING	HSIP	100,000	90,000	0	0	0	10,000
489	3	CR 42	071-070-026	SHERBURNE COUNTY	2' SHOULDER PAVING, SAFETY EDGE, 8" RUMBLE STRIP, 6" EDGETRIPING	0.0	SH	STRIPING	HSIP	94,000	84,600	0	0	0	9,400
490	3	CR 83	071-070-027	SHERBURNE COUNTY	2' SHOULDER PAVING, SAFETY EDGE, 8" RUMBLE STRIP, 6" EDGETRIPING	0.0	SH	STRIPING	HSIP	95,000	85,500	0	0	0	9,500
491	3	CR 93	071-070-028	SHERBURNE COUNTY	2' SHOULDER PAVING, SAFETY EDGE, 8" RUMBLE STRIP, 6" EDGETRIPING	0.0	SH	STRIPING	HSIP	91,000	81,900	0	0	0	9,100
492	3	CR 51	071-070-029	SHERBURNE COUNTY	2' SHOULDER PAVING, SAFETY EDGE, 8" RUMBLE STRIP, 6" EDGETRIPING	0.0	SH	STRIPING	HSIP	117,000	105,300	0	0	0	11,700
493	3	CSAH 10	071-070-030	SHERBURNE COUNTY	2' SHOULDER PAVING, SAFETY EDGE, 8" RUMBLE STRIP, 6" EDGETRIPING	0.0	SH	STRIPING	HSIP	106,000	95,400	0	0	0	10,600
496	3	LOCAL 999	077-070-006	TODD COUNTY	GROUND IN WET REFLECTIVE PAVEMENT MARKING PROJECT	0.0	SH	STRIPING	HSIP	296,667	267,000	0	0	0	29,667
497	3	LOCAL 999	080-070-004	WADENA COUNTY	INTERSECTION LIGHTING	0.0	SH	LIGHTING	HSIP	29,200	26,280	0	0	0	2,920
508	3	US 12	8602-50	MNDOT	INSTALL CONTINUOUS T-SIGNAL SYSTEM AT E JCT TH 25 S OF BUFFALO (HSIP PROJECT)	0.0	SH	TURN LANES	HSIP	1,100,000	990,000	0	0	110,000	0
535	3	LOCAL 999	8803-SHL-15	MNDOT	DISTRICTWIDE SETASIDES - HIGHWAY SAFETY IMPROVEMENT PROGRAM - 2015	0.0	SH	SAFETY TARGET	HSIP	270,000	243,000	0	0	0	27,000
536	3	MN 999	8803-SHS-15	MNDOT	DISTRICTWIDE SETASIDES - DISTRICT 3 HSIP - 2015	0.0	SH	SAFETY TARGET	HSIP	144,444	130,000	0	0	14,444	0
711	4	LOCAL 999	056-070-015	OTTER TAIL COUNTY	2015 HSIP LANE DEPARTURE - SHOULDER PAVING AND RUMBLE STRIPS ON CURVES - PHASE IIA, IIB, IIC, IID, ASSOCIATED S.P. 056-070-016, S.P. 056-070-017, S.P. 056-070-018	0.0	SH	PAVE SHOULDER	HSIP	1,234,140	1,110,726	0	0	0	123,414

Highway Safety Improvement Projects
Fiscal Year: 2015

STIP for FY 2014-2017

Seq #	ATP	Route System	Project Number	Agency	Description	Miles	Program	Type of Work	Proposed Funds	Total	FHWA	AC	FTA	TH	Other
735	4	MN 999	8804-SHS-15	MNDOT	DISTRICTWIDE SAFETY IMPROVEMENTS (STATE HSIP) - 2015	0.0	SH	MISCELLANEOUS	HSIP	539,200	485,280	0	0	53,920	0
912	6	LOCAL 999	066-070-012	RICE COUNTY	RICE COUNTY ROADSIDE HAZARD ELIMINATION	0.0	SH	SAFETY TARGET	HSIP	300,000	270,000	0	0	0	30,000
913	6	LOCAL 999	074-070-004	STEELE COUNTY	2015 HSIP STRIPING PROJECT	0.0	SH	STRIPING	HSIP	57,460	51,714	0	0	0	5,746
950	6	MN 999	8806-LT-15S	MNDOT	DISTRICTWIDE SETASIDES - LIGHTING - 2015	0.0	SH	LIGHTING	HSIP	50,000	45,000	0	0	5,000	0
959	6	LOCAL 999	8806-SHL-15	LOCAL	HSIP/HRRR SETASIDE - LOCAL - 2015	0.0	SH	SAFETY TARGET	HSIP	1,230,776	1,107,698	0	0	0	123,078
960	6	MN 999	8806-SHS-15	MNDOT	DISTRICTWIDE SETASIDES - HSIP - 2015	0.0	SH	SAFETY TARGET	HSIP	989,216	890,294	0	0	98,922	0
1147	7	LOCAL 999	8807-SHL-15	LOCAL	SETASIDE FOR LOCAL HSIP PROJECTS - 2015	0.0	SH	SAFETY TARGET	HSIP	804,445	724,000	0	0	0	80,445
1288	8	CSAH 15	012-070-004	CHIPPEWA COUNTY	CHIPPEWA CSAH 20 TO MN 7, NARROW SHLD. PAVING	4.0	SH	PAVE SHOULDER	HSIP	226,350	203,715	0	0	0	22,635
1291	8	LOCAL 999	051-070-003	MURRAY COUNTY	VARIOUS LOCATIONS IN MURRAY COUNTY, GROUND-IN WET REFLECTIVE STRIPING	0.0	SH	STRIPING	HSIP	246,024	221,422	0	0	0	24,602
1292	8	LOCAL 999	059-070-004	PIPESTONE	VARIOUS LOCATIONS IN PIPESTONE COUNTY, GROUND-IN WET REFLECTIVE WHITE EDGE STRIPING	0.0	SH	STRIPING	HSIP	111,767	100,590	0	0	0	11,177
1296	8	CSAH 4	087-070-006	YELLOW MEDICINE COUNTY	US 75 TO SOUTH DAKOTA LINE, MILLED IN 6" STRIPING	13.0	SH	STRIPING	HSIP	96,390	86,751	0	0	0	9,639
1297	8	CSAH 1	087-070-007	YELLOW MEDICINE COUNTY	LYON COUNTY LINE TO REDWOOD COUNTY LINE, MILLED IN 6" STRIPING	12.0	SH	STRIPING	HSIP	94,095	84,685	0	0	0	9,410
1318	8	MN 999	8828-134	MNDOT	DISTRICTWIDE, GROUND IN STRIPING	0.0	SH	STRIPING	HSIP	100,000	90,000	0	0	10,000	0
1319	8	MN 999	8816-1765	MNDOT	**IDIQ** STATEWIDE RURAL INTERSECTION CONFLICT WARNING SYSTEM (RICWS) DESIGN BUILD PROJECT (CONTRACT MIN \$1,977,785, CONTRACT MAX \$6,000,000, EXPIRATION DATE 12-15-2015) (DISTRICTWIDE SETA FOR RICWS PROJECT LET IN SFY 2013)	0.0	SH	WARNING FLASHERS	HSIP	390,000	351,000	0	0	39,000	0
1332	8	MN 999	8808-SHS-15	MNDOT	DISTRICTWIDE SETASIDES - HSIP - 2015	0.0	SH	SAFETY TARGET	HSIP	488,889	440,000	0	0	48,889	0
1655	M	CSAH 18	002-618-030	ANOKA COUNTY	ANOKA CSAH 18 (BROADWAY AVE) AT CR 62 (KETTLE RIVER BLVD) IN COLUMBUS-ROUNDAABOUT	0.0	SH	GRADE AND SURFACE	HSIP	550,000	495,000	0	0	0	55,000
1662	M	CSAH 19	027-619-022	HENNEPIN COUNTY	AT HENNEPIN CSAH 30 IN CORCORAN-INTERSECTION LIGHTING	0.0	SH	LIGHTING	HSIP	27,500	24,750	0	0	0	2,750
1663	M	CSAH 116	027-716-010	HENNEPIN COUNTY	CR 116 AT CSAH 150 IN ROGERS-INTERSECTION LIGHTING	0.0	SH	LIGHTING	HSIP	27,500	24,750	0	0	0	2,750

Highway Safety Improvement Projects
Fiscal Year: 2015

STIP for FY 2014-2017

Seq #	ATP	Route System	Project Number	Agency	Description	Miles	Program	Type of Work	Proposed Funds	Total	FHWA	AC	FTA	TH	Other
1666	M	CSAH 10	062-610-004	RAMSEY COUNTY	RAMSEY CSAH 10 & RAMSEY CO RD H, MOUNDS VIEW-INTERSECTION IMPROVEMENT INCLUDING REPLACE TRAFFIC SIGNAL AND TURN LANES	0.0	SH	SPOT IMPROVEMENT	HSIP	1,200,000	630,000	0	0	0	570,000
1669	M	CSAH 2	070-602-020AC	SCOTT COUNTY	**AC** AT SCOTT CSAH 46 IN NEW MARKET-ROUNDAABOUT (AC PAYBACK 1 OF 1)	0.0	SH	GRADE AND SURFACE	HSIP	1,336,500	1,336,500	0	0	0	0
1676	M	LOCAL 999	107-444-007	BLOOMINGTON	LINDAU LANE/KEA WAY IN BLOOMINGTON-REMOVAL OF APPROXIMATELY 380FT OF MEDIAN	0.0	SH	MEDIAN BARRIER	HSIP	1,232,000	1,108,800	0	0	0	123,200
1679	M	LOCAL 999	141-030-025	MINNEAPOLIS	17 INTERSECTIONS IN MPLS-INSTALL SPECIAL COLORED MARKING AND SIGNING TREATMENTS FOR BICYCLE CONFLICT ZONES	0.0	SH	SIGNING	HSIP	187,000	168,300	0	0	0	18,700
1680	M	LOCAL 999	141-211-014	MINNEAPOLIS	4TH AVE S BETWEEN 3RD ST S AND 11TH ST S IN MPLS-OVERHEAD SIGNAL INDICATIONS AT 9 INTERSECTIONS	0.0	SH	TRAFFIC SIGNAL REVISION	HSIP	786,500	707,300	0	0	0	79,200
1690	M	LOCAL 999	189-102-011	MAPLE GROVE	WEAVER LAKE RD AT DUNKIRK LANE IN MAPLE GROVE-CONVERT SIGNALIZED INTERSECTION TO ROUNDAABOUT	0.0	SH	GRADE AND SURFACE	HSIP	1,138,610	1,024,749	0	0	0	113,861
1775	M	LOCAL 999	880M-SHL-15	MNDOT	METRO ATP SETASIDE FOR HSIP PROJECTS YET TO BE SELECTED FOR FY 2015	0.0	SH	SPOT IMPROVEMENT	HSIP	7,210,946	6,489,851	0	0	0	721,095
2075	C	MN 999	880C-HSIP-15	MNDOT	ADDITIONAL MAP 21 GREATER MN STATE HSIP SET ASIDE FOR 2015	0.0	SH	SAFETY TARGET	HSIP	2,666,666	2,400,000	0	0	266,666	0
2076	C	MN 999	880C-HSP-15	MNDOT	STRATEGIC HIGHWAY SAFETY PLAN INFRASTRUCTURE (STATEWIDE)	0.0	SH	MEDIAN BARRIER	HSIP	1,666,667	1,500,000	0	0	0	166,667
2088	C	MN 999	880C-SANC-15	MNDOT	STRATEGIC HIGHWAY SAFETY PLAN INFRASTRUCTURE (STATEWIDE, SECTION 164)	0.0	SH	PAVEMENT MARKING/CABLE BARRIER	HSIP	3,715,000	3,715,000	0	0	0	0
2096	C	MN 999	880C-TZCE-15	MNDOT	TZD SAFETY EDUCATION (PAID MEDIA/WORKSHOPS/CONFERENCES/OTHER, SECTION 164)	0.0	SH	TZD BEHAVIOR STRATEGIES	HSIP	950,000	950,000	0	0	0	0
2097	C	MN 999	880C-TZDC-15	MNDOT	TZD REGIONAL COORDINATOR POSITIONS (SECTION 164)	0.0	SH	TZD BEHAVIOR STRATEGIES	HSIP	485,000	485,000	0	0	0	0
2098	C	MN 999	880C-TZDO-15	MNDOT	TZD ENFORCEMENT, EMS & OTHER SHSP BEHAVIOR STRATEGIES (SECTION 164)	0.0	SH	TZD BEHAVIOR STRATEGIES	HSIP	1,750,000	1,750,000	0	0	0	0
										\$40,425,819	\$36,829,518	\$0	\$0	\$758,935	\$2,837,366

Highway Safety Improvement Projects
Fiscal Year: 2016

STIP for FY 2014-2017

Seq #	ATP	Route System	Project Number	Agency	Description	Miles	Program	Type of Work	Proposed Funds	Total	FHWA	AC	FTA	TH	Other
144	1	CSAH	069-070-018	ST LOUIS COUNTY	2016 GROUND IN WET REFLECTIVE EDGELINE	0.0	SH	STRIPING	HSIP	42,000	37,800	0	0	0	4,200
180	1	LOCAL 999	8801-SHL-16	LOCAL	DISTRICTWIDE SETASIDE - LOCAL HSIP/HRRR PROJECTS	0.0	SH	SAFETY TARGET	HSIP	748,000	673,200	0	0	0	74,800
181	1	MN 999	8801-SHS-16	MNDOT	DISTRICTWIDE SETASIDE - MNDOT HSIP PROJECTS	0.0	SH	SAFETY TARGET	HSIP	790,000	711,000	0	0	79,000	0
314	2	LOCAL	004-070-010	BELTRAMI COUNTY	COUNTY WIDE MAINLINE DYNAMIC WARNING SYSTEM	0.0	SH	TRAFFIC MGMT. SYSTEM	HSIP	66,667	60,000	0	0	0	6,667
315	2	LOCAL	004-070-011	BELTRAMI COUNTY	COUNTY WIDE SHOULDER PAVING, RESURFACING AND SAFETY WEDGE	0.0	SH	PAVE SHOULDER	HSIP	204,000	183,600	0	0	0	20,400
316	2	LOCAL	004-070-012	BELTRAMI COUNTY	COUNTY WIDE SHOULDER PAVING & RUMBLE STRIPS	0.0	SH	PAVE SHOULDER	HSIP	108,712	97,841	0	0	0	10,871
317	2	LOCAL	004-070-013	BELTRAMI COUNTY	COUNTY WIDE INSTALL STREET LIGHTS	0.0	SH	LIGHTING	HSIP	84,000	75,600	0	0	0	8,400
319	2	LOCAL	045-070-003	MARSHALL COUNTY	COUNTY WIDE SHOULDER PAVING & RUMBLE STRIPS	0.0	SH	PAVE SHOULDER	HSIP	388,889	350,000	0	0	0	38,889
321	2	LOCAL	057-070-004	PENNINGTON COUNTY	COUNTY WIDE SHOULDER PAVING, RUMBLE STRIPE & SAFETY WEDGE	0.0	SH	PAVE SHOULDER	HSIP	388,889	350,000	0	0	0	38,889
322	2	LOCAL	057-070-005	PENNINGTON COUNTY	COUNTY WIDE INTERSECTION LIGHTING	0.0	SH	LIGHTING	HSIP	18,000	16,200	0	0	0	1,800
323	2	LOCAL	057-070-006	PENNINGTON COUNTY	COUNTY WIDE RUMBLE STRIPE	0.0	SH	EDGELINE RUMBLE STRIPS	HSIP	12,000	10,800	0	0	0	1,200
328	2	LOCAL	063-070-002	RED LAKE COUNTY	COUNTY WIDE RURAL INTERSECTION ADVISORY LIGHTING AT VARIOUS LOCATIONS	0.0	SH	TRAFFIC MGMT. SYSTEM	HSIP	38,500	34,650	0	0	0	3,850
329	2	LOCAL	068-070-002	ROSEAU COUNTY	COUNTY WIDE INTERSECTION PROJECTS	0.0	SH	SAFETY TARGET	HSIP	161,450	145,305	0	0	0	16,145
355	2	MN 999	8802-SHS-16	MNDOT	DISTRICTWIDE SETASIDE - MNDOT HSIP - 2016	0.0	SH	SAFETY TARGET	HSIP	352,941	317,647	0	0	35,294	0
557	3	LOCAL 999	077-070-007	TODD COUNTY	TODD COUNTY SIX INCH EDGE LINE PAVEMENT MARKING PROJECT	0.0	SH	STRIPING	HSIP	166,667	150,000	0	0	0	16,667
564	3	MN 15	7321-51S	MNDOT	0.1 MI N OF JCT TH 23 TO S END OF BRIDGE #05011 OVER MISSISSIPPI RIVER, MILL AND OVERLAY, INCLUDE CONSTRUCT DUAL SB LEFT TURN LANES AT 12TH ST N IN ST. CLOUD (HSIP PROJECT)	0.0	SH	TURN LANES	HSIP	360,000	324,000	0	0	36,000	0
568	3	MN 55	8607-59	MNDOT	AT WRIGHT CO CSAH 14 (EBL), CONSTRUCT LEFT TURN LANE AND DETACHED RIGHT TURN LANE (HSIP PROJECT)	0.0	SH	TURN LANES	HSIP	450,000	405,000	0	0	45,000	0
575	3	US 169	4812-86S	MNDOT	**ELLA** MILLE LACS CO CSAH 11/190TH ST N OF MILACA TO RUM RIVER REST AREA (NB), MILL & OVERLAY, INCL. TURN LANE EXTENSIONS	6.0	SH	MILL AND OVERLAY	HSIP	133,000	119,700	0	0	13,300	0

Highway Safety Improvement Projects
Fiscal Year: 2016

STIP for FY 2014-2017

Seq #	ATP	Route System	Project Number	Agency	Description	Miles	Program	Type of Work	Proposed Funds	Total	FHWA	AC	FTA	TH	Other
586	3	LOCAL 999	8803-SHL-16	MNDOT	DISTRICTWIDE SETASIDES - HIGHWAY SAFETY IMPROVEMENT PROGRAM - 2016	0.0	SH	SAFETY TARGET	HSIP	1,911,764	1,720,588	0	0	0	191,176
587	3	MN 999	8803-SHS-16	MNDOT	DISTRICTWIDE SETASIDES - DISTRICT 3 HSIP - 2016	0.0	SH	SAFETY TARGET	HSIP	301,444	271,300	0	0	30,144	0
770	4	LOCAL 999	8804-SHL-16	LOCAL	DISTRICTWIDE SETASIDES - SAFETY (LOCAL HSIP) - 2016	0.0	SH	STRIPING	HSIP	666,000	599,400	0	0	0	66,600
771	4	MN 999	8804-SHS-16	MNDOT	DISTRICTWIDE SAFETY IMPROVEMENTS (STATE HSIP) - 2016	0.0	SH	MISCELLANEOUS	HSIP	539,200	485,280	0	0	53,920	0
1004	6	MN 999	8806-LT-16S	MNDOT	DISTRICTWIDE SETASIDES - LIGHTING - 2016	0.0	SH	LIGHTING	HSIP	50,000	45,000	0	0	5,000	0
1011	6	LOCAL 999	8806-SHL-16	LOCAL	HSIP/HSRR SETASIDE - LOCAL - 2016	0.0	SH	SAFETY TARGET	HSIP	1,588,236	1,429,412	0	0	0	158,824
1012	6	MN 999	8806-SHS-16	MNDOT	DISTRICTWIDE SETASIDES - HSIP - 2016	0.0	SH	SAFETY TARGET	HSIP	989,216	890,294	0	0	98,922	0
1182	7	LOCAL 999	8807-SHL-16	LOCAL	SETASIDE FOR LOCAL HSIP PROJECTS - 2016	0.0	SH	SAFETY TARGET	HSIP	804,445	724,000	0	0	0	80,445
1183	7	MN 999	8807-SHS-16	MNDOT	DISTRICTWIDE SETASIDES - MNDOT HSIP PROJECTS - 2016	0.0	SH	SAFETY TARGET	HSIP	490,000	441,000	0	0	49,000	0
1338	8	CSAH 6	012-070-005	CHIPPEWA COUNTY	MN 7 TO MN 40, NARROW SHLD PAVING	11.0	SH	PAVE SHOULDER	HSIP	540,540	486,486	0	0	0	54,054
1340	8	LOCAL 999	034-070-007	KANDIYOHI COUNTY	VARIOUS LOCATIONS IN KANDIYOHI COUNTY, 6" EDGE STRIPE & HIGH BUILD SOLID LINE WHITE PAINT (WR) GROUND-IN	0.0	SH	STRIPING	HSIP	309,498	278,548	0	0	0	30,950
1372	8	MN 999	8808-SHS-16	MNDOT	DISTRICTWIDE SETASIDES - HSIP - 2016	0.0	SH	SAFETY TARGET	HSIP	488,889	440,000	0	0	48,889	0
1819	M	CSAH 8	019-608-001	DAKOTA COUNTY	DAKOTA CSAH 8 (WENTWORTH AVE) AT DAKOTA CSAH 73 (OAKDALE AVE) IN W ST. PAUL- ROUNDABOUT	0.0	SH	GRADE AND SURFACE	HSIP	896,000	806,400	0	0	0	89,600
1831	M	LOCAL 999	141-030-023	MINNEAPOLIS	35TH AND 36TH ST BETWEEN PARK AVE AND BLAISDALE AVE IN MPLS-CONSTRUCT OVERHEAD SIGNAL INDICATIONS AT 16 INTERSECTIONS	0.0	SH	TRAFFIC SIGNAL REVISION	HSIP	1,344,000	1,209,600	0	0	0	134,400
1832	M	LOCAL 999	141-030-024	MINNEAPOLIS	38 SIGNALIZED INTERSECTIONS IN MPLS-INSTALL PEDESTRIAN COUNTDOWN SIGNALS	0.0	SH	TRAFFIC SIGNAL INST.	HSIP	341,600	306,880	0	0	0	34,720
1838	M	MN 5	1002-100	MNDOT	E AND W JCT MN101 IN CHANHASSEN- ACCELERATION LANES	1.0	SH	GRADE AND SURFACE	HSIP	1,680,000	1,512,000	0	0	168,000	0
1855	M	MN 47	0206-65	MNDOT	AT 142ND AVENUE IN RAMSEY-RECONSTRUCT CENTER RAISED MEDIAN TO GAIN POSITIVE OFFSET FOR NB AND SB LEFT TURN LANES	0.0	SH	SPOT IMPROVEMENT	HSIP	280,000	252,000	0	0	28,000	0
1894	M	LOCAL 999	880M-SHL-16	MNDOT	METRO ATP SETASIDE FOR HSIP PROJECTS YET TO BE SELECTED FOR FY 2016	0.0	SH	SPOT IMPROVEMENT	HSIP	9,020,244	8,118,220	0	0	0	902,024

Highway Safety Improvement Projects
Fiscal Year: 2016

STIP for FY 2014-2017

Seq #	ATP	Route System	Project Number	Agency	Description	Miles	Program	Type of Work	Proposed Funds	Total	FHWA	AC	FTA	TH	Other
2113	C	MN 999	880C-HSIP-16	MNDOT	ADDITIONAL MAP-21 GREATER MN STATE HSIP SET ASIDE FOR 2016	0.0	SH	SAFETY TARGET	HSIP	2,777,777	2,500,000	0	0	277,777	0
2114	C	MN 999	880C-HSP-16	MNDOT	STRATEGIC HIGHWAY SAFETY PLAN INFRASTRUCTURE (STATEWIDE)	0.0	SH	MEDIAN BARRIER	HSIP	1,666,667	1,500,000	0	0	0	166,667
2128	C	MN 999	880C-SANC-16	MNDOT	STRATEGIC HIGHWAY SAFETY PLAN INFRASTRUCTURE (STATEWIDE, SECTION 164)	0.0	SH	PAVEMENT MARKING/CABLE BARRIER	HSIP	3,715,000	3,715,000	0	0	0	0
2134	C	MN 999	880C-TZCE-16	MNDOT	TZD SAFETY EDUCATION (PAID MEDIA/WORKSHOPS/CONFERENCES/OTHER, SECTION 164)	0.0	SH	TZD BEHAVIOR STRATEGIES	HSIP	950,000	950,000	0	0	0	0
2135	C	MN 999	880C-TZDC-16	MNDOT	TZD REGIONAL COORDINATOR POSITIONS (SECTION 164)	0.0	SH	TZD BEHAVIOR STRATEGIES	HSIP	485,000	485,000	0	0	0	0
2136	C	MN 999	880C-TZDO-16	MNDOT	TZD ENFORCEMENT, EMS & OTHER SHSP BEHAVIOR STRATEGIES (SECTION 164)	0.0	SH	TZD BEHAVIOR STRATEGIES	HSIP	1,750,000	1,750,000	0	0	0	0
										\$38,099,235	\$34,978,751	\$0	\$0	\$968,246	\$2,152,238

Highway Safety Improvement Projects
Fiscal Year: 2017

STIP for FY 2014-2017

Seq #	ATP	Route System	Project Number	Agency	Description	Miles	Program	Type of Work	Proposed Funds	Total	FHWA	AC	FTA	TH	Other
206	1	US 169	6934-117	MNDOT	IN HIBBING JCT TH 169/TH 37 INTERSECTION MODIFICATION (TIED TO 6934-116)	0.0	SH	SIGNAL REVISION	HSIP	1,333,333	1,200,000	0	0	133,333	0
219	1	LOCAL 999	8801-SHL-17	LOCAL	DISTRICTWIDE SETASIDE - LOCAL HSIP/HRRR PROJECTS	0.0	SH	SAFETY TARGET	HSIP	1,444,444	1,300,000	0	0	0	144,444
378	2	LOCAL 999	8802-SHL-17	LOCAL	DISTRICTWIDE - LOCAL HSIP - 2017	0.0	SH	SAFETY TARGET	HSIP	888,889	800,000	0	0	0	88,889
379	2	MN 999	8802-SHS-17	MNDOT	DISTRICTWIDE SETASIDE - MNDOT HSIP - 2017	0.0	SH	SAFETY TARGET	HSIP	777,778	700,000	0	0	77,778	0
635	3	LOCAL 999	8803-SHL-17	MNDOT	DISTRICTWIDE SETASIDES - HIGHWAY SAFETY IMPROVEMENT PROGRAM - 2017	0.0	SH	SAFETY TARGET	HSIP	2,888,889	2,600,000	0	0	0	288,889
636	3	MN 999	8803-SHS-17	MNDOT	DISTRICTWIDE SET ASIDES - DISTRICT 3 HSIP - 2017	0.0	SH	SAFETY TARGET	HSIP	2,111,111	1,900,000	0	0	211,111	0
808	4	LOCAL 999	8804-SHL-17	LOCAL	DISTRICTWIDE SETASIDES - SAFETY (LOCAL HSIP) - 2017	0.0	SH	STRIPING	HSIP	1,222,222	1,100,000	0	0	0	122,222
809	4	MN 999	8804-SHS-17	MNDOT	DISTRICTWIDE SAFETY IMPROVEMENTS (STATE HSIP) - 2017	0.0	SH	MISCELLANEOUS	HSIP	1,000,000	900,000	0	0	100,000	0
1054	6	LOCAL 999	8806-SHL-17	LOCAL	HSIP SETASIDE - LOCAL - 2017	0.0	SH	SAFETY TARGET	HSIP	2,444,444	2,200,000	0	0	0	244,444
1055	6	MN 999	8806-SHS-17	MNDOT	DISTRICTWIDE SETASIDES - HSIP - 2017	0.0	SH	SAFETY TARGET	HSIP	1,555,555	1,400,000	0	0	155,555	0
1218	7	LOCAL 999	8807-SHL-17	LOCAL	SETASIDE FOR LOCAL HSIP PROJECTS - 2017	0.0	SH	SAFETY TARGET	HSIP	1,556,000	1,400,000	0	0	0	156,000
1219	7	MN 999	8807-SHS-17	MNDOT	DISTRICTWIDE SETASIDES - MNDOT HSIP PROJECTS - 2017	0.0	SH	SAFETY TARGET	HSIP	1,111,000	1,000,000	0	0	111,000	0
1407	8	LOCAL 999	8808-SHL-17	DISTRICTWIDE	DISTRICTWIDE LOCAL SETASIDES - HSIP - 2016	0.0	SH	SAFETY TARGET	HSIP	1,222,222	1,100,000	0	0	0	122,222
1408	8	MN 999	8808-SHS-17	MNDOT	DISTRICTWIDE SETASIDES - HSIP - 2017	0.0	SH	SAFETY TARGET	HSIP	1,111,111	1,000,000	0	0	111,111	0
1970	M	LOCAL 999	880M-SHL-17	MNDOT	METRO ATP SETASIDE FOR HSIP PROJECTS YET TO BE SELECTED FOR FY 2017	0.0	SH	SPOT IMPROVEMENT	HSIP	9,222,222	8,300,000	0	0	0	922,222
1971	M	MN 999	880M-SHS-17	MNDOT	METRO SETASIDE FOR HSIP FOR FY 2017	0.0	SH	SPOT IMPROVEMENT	HSIP	4,111,111	3,700,000	0	0	411,111	0
2165	C	MN 999	880C-SANC-17	MNDOT	STRATEGIC HIGHWAY SAFETY PLAN INFRASTRUCTURE (STATEWIDE, SECTION 164)	0.0	SH	PAVEMENT MARKING/CABLE BARRIER	HSIP	3,715,000	3,715,000	0	0	0	0
2171	C	MN 999	880C-TZCE-17	MNDOT	TZD SAFETY EDUCATION (PAID MEDIA/WORKSHOPS/CONFERENCES/OTHER, SECTION 164)	0.0	SH	TZD BEHAVIOR STRATEGIES	HSIP	950,000	950,000	0	0	0	0
2172	C	MN 999	880C-TZDC-17	MNDOT	TZD REGIONAL COORDINATOR POSITIONS (SECTION 164)	0.0	SH	TZD BEHAVIOR STRATEGIES	HSIP	485,000	485,000	0	0	0	0

Highway Safety Improvement Projects
Fiscal Year: 2017

STIP for FY 2014-2017

Seq #	ATP	Route System	Project Number	Agency	Description	Miles	Program	Type of Work	Proposed Funds	Total	FHWA	AC	FTA	TH	Other
2173	C	MN 999	880C-TZDO-17	MNDOT	TZD ENFORCEMENT, EMS & OTHER SHSP BEHAVIOR STRATEGIES (SECTION 164)	0.0	SH	TZD BEHAVIOR STRATEGIES	HSIP	1,750,000	1,750,000	0	0	0	0
										\$40,900,331	\$37,500,000	\$0	\$0	\$1,310,999	\$2,089,332

Transit Programs

FTA

- ✓ Public Transit Urbanized Area Formula Program (Section 5307)
- ✓ Capital Program (Section 5309)
- ✓ Elderly and Persons with Disabilities Program (Section 5310)
- Public Transit Non - Urbanized Area Formula Program (Section 5311)
 - Inner - City Bus Program (Section 5311(f))
- ✓ Job Access - Reverse Commute Program (Section 5316)
- ✓ New Freedom Program (Section 5317)
- ✓ Bus and Bus Facilities (Section 5339)
- ✓ State of Good Repair (Section 5337)

FHWA

- ✓ Surface Transportation Program -Transit Capital
- ✓ Congestion Mitigation & Air Quality (CMAQ)
- ✓ FHWA Earmarks

TRANSIT PROGRAMS

Federal Transit Administration (FTA)

A portion of the federal gas tax is placed in the Mass Transit Account of the Federal Highway Trust Fund. These funds are reserved for transit purposes and are managed by the FTA. Transit funding authorized by MAP-21 is managed in several different ways. Some transit funding is distributed by formula or grant applications and some is allocated to the states and/or transit authorities by FTA.

In Minnesota, FTA transit allocations for rural and small urban transit capital and operating assistance are managed by MnDOT's Office of Transit (OT). These formula programs include the Enhanced Mobility of Seniors and Individuals with Disabilities Program (capital assistance) and the Rural Area Formula Program (capital and operating assistance). The Urbanized Area Formula Program (capital and operating assistance for urbanized areas with populations over 50,000) is provided directly to the urbanized area transit agency by FTA. In addition, FTA directly allocates Bus and Bus Facilities Formula Program funds to the states and/or transit agencies in urbanized areas for major capital needs such as fleet replacement and construction of transit facilities.

Federal Highway Administration (FHWA)

An investment in transit capital is eligible for federal highway funding under MAP-21 through the Surface Transportation Program (STP) or Congestion Mitigation

and Air Quality (CMAQ). STP and CMAQ transit projects are prioritized by the ATP.

Transit funding from FTA and FHWA is estimated in Figure A-3. Each of these programs is displayed in the Program Listing section of this document.

Figure A-3 TRANSIT FUNDING BY SOURCE AND YEAR (\$ MILLIONS)						
SOURCE	PROGRAM	2014	2015	2016	2017	TOTAL*
FTA						
Public Transit Urbanized Area Formula Program (Section 5307)	B9	92.3	89.4	51.3	76.2	309.3
Capital Program (Section 5309)	B3	98.4	203.7	100.0	100.0	502.2
Elderly and Persons with Disabilities Program (Sect 5310)	NB	3.7	3.8	3.7	3.7	14.9
Non-Urbanized Area & Inner City Bus (Section 5311 & 5311(f))	OB	17.5	17.8	17.8	17.8	70.9
Job Access & Reverse Commute Program (Section 5316)	JA	0.5	0.5	0.0	0.0	0.6
New Freedom Program (Section 5317)	NF	0.4	0.1	0.0	0.0	0.5
State of Good Repair (Section 5337)	GR	1.6	2.5	6.6	6.5	17.2
Bus and Bus Facilities (Section 5339)	BB	1.9	1.9	1.9	1.9	7.6
SUBTOTAL FTA		216.5	319.4	181.3	206.1	923.3
FHWA						
Transit Capital (STP)	TR	6.6	4.9	7.3	4.3	23.1
Congestion Mitigation & Air Quality (CMAQ)	TM, TR	26.1	18.0	17.5	27.4	89.0
SUBTOTAL FHWA		32.7	22.9	24.8	31.7	112.1
TOTAL*		249.3	342.1	206.1	237.9	1,035.4

***may not total correctly due to rounding**

FTA SECTION 5307
Fiscal Year: 2014

STIP for FY 2014-2017

Seq #	Route System	Project Number	Agency	Description	Miles	Program	Type of Work	Proposed Funds	Total	FHWA	AC	FTA	TH	Other
1	BB	TRF-0016-14A	DULUTH TRANSIT AUTHORITY	SECT 5307: DULUTH DIAL-A-RIDE TRANSIT OPERATING ASSISTANCE	0.0	B9	OPERATE BUS	LF	594,104	0	0	0	0	594,104
2	BB	TRF-0016-14B	DULUTH TRANSIT AUTHORITY	SECT 5307: OPERATING ASSISTANCE	0.0	B9	OPERATE BUS	FTA	7,070,051	0	0	1,400,000	0	5,670,051
3	BB	TRF-0016-14C	DULUTH TRANSIT AUTHORITY	SECT 5307: FACILITY MAINTENANCE, UPGRADES AND REHAB	0.0	B9	BUS GRANT CAPITAL IMPROVEMENT	FTA	699,856	0	0	550,000	0	149,856
4	BB	TRF-0016-14D	DULUTH TRANSIT AUTHORITY	SECT 5307: PASSENGER AMENITIES	0.0	B9	OPERATE BUS	FTA	3,965,029	0	0	150,000	0	3,815,029
223	BB	TRF-0018-14A	EAST GRAND FORKS	SECT 5307: EAST GRAND FORKS DAR TRANSIT OPERATING ASSISTANCE	0.0	B9	OPERATE BUS	LF	63,000	0	0	0	0	63,000
224	BB	TRF-0018-14B	EAST GRAND FORKS	SECT 5307: EAST GRAND FORKS FIXED ROUTE TRANSIT OPERATING ASSISTANCE	0.0	B9	OPERATE BUS	FTA	248,000	0	0	77,000	0	171,000
225	BB	TRF-0018-14C	EAST GRAND FORKS	SECT 5307: EAST GRAND FORKS INSTALLATION OF DESIGNATED BUS STOPS	0.0	B9	BUS GRANT CAPITAL IMPROVEMENT	FTA	20,000	0	0	16,000	0	4,000
380	BB	TRF-0048-14B	METRO BUS	SECT 5307: FIXED ROUTE TRANSIT SERVICE OPERATING ASSISTANCE	0.0	B9	OPERATE BUS	FTA	6,837,659	0	0	1,162,659	0	5,675,000
381	BB	TRF-0048-14D	METRO BUS	SECT 5307: TRANSIT CAPITAL PURCHASES, OFFICE EQUIPMENT & COMPUTERS	0.0	B9	BUS GRANT CAPITAL IMPROVEMENT	FTA	25,000	0	0	20,000	0	5,000
382	BB	TRF-0048-14E	METRO BUS	SECT 5307: TRANSIT CAPITAL PURCHASES, MAINTENANCE TOOLS & EQUIPMENT	0.0	B9	BUS GRANT CAPITAL IMPROVEMENT	FTA	10,000	0	0	8,000	0	2,000
383	BB	TRF-0048-14F	METRO BUS	SECT 5307: TRANSIT CAPITALIZED PREVENTIVE MAINTENANCE	0.0	B9	BUS GRANT CAPITAL IMPROVEMENT	FTA	1,343,211	0	0	1,074,569	0	268,642
384	BB	TRF-0048-14O	METRO BUS	SECT 5307: TRANSIT CAPITAL PURCHASES, 2 SMALL BUSES	0.0	B9	BUS GRANT CAPITAL IMPROVEMENT	FTA	360,000	0	0	288,000	0	72,000
385	BB	TRF-0048-14V	METRO BUS	SECT 5307: TRANSIT CAPITAL PURCHASES, BUS SHELTER AMENITY PROGRAM	0.0	B9	BUS GRANT CAPITAL IMPROVEMENT	FTA	25,000	0	0	20,000	0	5,000
386	BB	TRF-0048-14W	METRO BUS	SECT 5307: TRANSIT CAPITAL PURCHASE, ITS PROJECTS	0.0	B9	BUS GRANT CAPITAL IMPROVEMENT	FTA	50,000	0	0	40,000	0	10,000

FTA SECTION 5307
Fiscal Year: 2014

STIP for FY 2014-2017

Seq #	Route System	Project Number	Agency	Description	Miles	Program	Type of Work	Proposed Funds	Total	FHWA	AC	FTA	TH	Other
638	BB	TRF-0034-14A	MOORHEAD	SECT 5307: PARATRANSIT AND METRO SENIOR RIDE OPERATING ASSISTANCE	0.0	B9	OPERATE BUS	FTA	394,000	0	0	87,000	0	307,000
639	BB	TRF-0034-14B	MOORHEAD	SECT 5307: CITY OF MOORHEAD TRANSIT OPERATING ASSISTANCE	0.0	B9	OPERATE BUS	FTA	1,720,000	0	0	449,000	0	1,271,000
640	BB	TRF-0034-14C	MOORHEAD	SECT 5307: MOORHEAD TRANSIT PLANNING ASSISTANCE	0.0	B9	PLANNING	FTA	22,000	0	0	18,000	0	4,000
641	BB	TRF-0034-14D	MOORHEAD	SECT 5307: MOORHEAD TRANSIT PREVENTIVE MAINTENANCE	0.0	B9	PREVENTIVE MAINTENANCE	FTA	200,000	0	0	160,000	0	40,000
642	BB	TRF-0034-14E	MOORHEAD	SECT 5307: CITY OF MOORHEAD, REPLACEMENT OF ONE PARATRANSIT VEHICLE WITH CLASS 400 AND BUS RELATED EQUIPMENT	0.0	B9	PURCHASE BUS	FTA	70,000	0	0	59,500	0	10,500
643	BB	TRF-0034-14F	MOORHEAD	SECT 5307: CITY OF MOORHEAD, REPLACEMENT OF ONE VAN FOR METRO SENIOR RIDE AND BUS RELATED EQUIPMENT	0.0	B9	PURCHASE BUS	FTA	25,000	0	0	20,000	0	5,000
644	BB	TRF-0034-14G	MNDOT	SECT 5307: CITY OF MOORHEAD PURCHASE BUS RELATED EQUIPMENT	0.0	B9	PURCHASE BUS	FTA	50,000	0	0	40,000	0	10,000
646	BB	TRS-0034-14	MOORHEAD	SECT 5307: CITY OF MOORHEAD, PURCHASE ONE BUS (CLASS 400) AND BUS RELATED EQUIPMENT	0.0	B9	PURCHASE BUS	STP	70,000	56,000	0	0	0	14,000
813	BB	TRF-0047-14A	ROCHESTER	SECT 5307: ROCHESTER DAR TRANSIT OPERATING ASSISTANCE	0.0	B9	OPERATE BUS	LF	676,785	0	0	0	0	676,785
814	BB	TRF-0047-14B	ROCHESTER	SECT 5307: ROCHESTER RR TRANSIT OPERATING ASSISTANCE	0.0	B9	OPERATE BUS	FTA	6,644,054	0	0	1,735,856	0	4,908,198
815	BB	TRF-0047-14C	ROCHESTER	SECT 5307: ELECTRONIC FAREBOXES/OTHER ITS	0.0	B9	BUS GRANT CAPITAL IMPROVEMENT	FTA	1,500,000	0	0	1,200,000	0	300,000
816	BB	TRF-0047-14D	ROCHESTER	SECT 5307: DOWNTOWN BUS STOP IMPROVEMENTS	0.0	B9	BUS GRANT CAPITAL IMPROVEMENT	FTA	500,000	0	0	400,000	0	100,000
817	BB	TRF-0047-14E	ROCHESTER	SECT 5307: ROCHESTER RR - PURCHASE 3 BUSES (CLASS 700)	0.0	B9	PURCHASE BUS	FTA	1,236,000	0	0	988,800	0	247,200
818	BB	TRF-3780-14	LA CRESCENT	SECT 5307: LA CRESCENT TRANSIT OPERATING ASSISTANCE	0.0	B9	OPERATE BUS	FTA	187,779	0	0	44,000	0	143,779
1061	BB	TRF-0028-14	MNDOT	SECT 5307: CITY OF MANKATO RR TRANSIT OPERATING ASSISTANCE	0.0	B9	OPERATE BUS	FTA	1,751,000	0	0	435,755	0	1,315,245

FTA SECTION 5307
Fiscal Year: 2014

STIP for FY 2014-2017

Seq #	Route System	Project Number	Agency	Description	Miles	Program	Type of Work	Proposed Funds	Total	FHWA	AC	FTA	TH	Other
1411	BB	TRF-TCMT-14	MET COUNCIL-MT	SECT 5307: TWIN CITIES MET COUNCIL MT-ASSOCIATED CAPITAL MAINTENANCE-BUS	0.0	B9	BUS GRANT CAPITAL IMPROVEMENT	FTA	1,241,871	0	0	993,497	0	248,374
1412	BB	TRF-TCMT-14A	MET COUNCIL-MT	SECT 5307: TWIN CITIES MET COUNCIL MT-CAPITAL LEASE-TIRES	0.0	B9	PURCHASE BUS	FTA	2,769,241	0	0	2,215,393	0	553,848
1413	BB	TRF-TCMT-14AA	MET COUNCIL-MT	SECT 5307: TWIN CITIES MET COUNCIL MT-OPERATIONS COMMUNICATIONS & CONTROL CAPITAL EQUIPMENT, HARDWARE & SOFTWARE REPLACEMENT & EXPANSION	0.0	B9	BUS GRANT CAPITAL IMPROVEMENT	FTA	1,010,000	0	0	808,000	0	202,000
1414	BB	TRF-TCMT-14AC	MET COUNCIL-MT	SECT 5307: TWIN CITIES MET COUNCIL MT-FARE COLLECTION CAPITAL EQUIPMENT, HARDWARE & SOFTWARE REPLACEMENT & EXPANSION	0.0	B9	BUS GRANT CAPITAL IMPROVEMENT	FTA	500,000	0	0	400,000	0	100,000
1415	BB	TRF-TCMT-14AF	MET COUNCIL-MT	SECT 5307: TWIN CITIES MET COUNCIL MT-RENEWABLE ENERGY INITIATIVES	0.0	B9	BUS GRANT CAPITAL IMPROVEMENT	FTA	750,000	0	0	600,000	0	150,000
1416	BB	TRF-TCMT-14AJ	MET COUNCIL-MT	SECT 5307: TWIN CITIES MET COUNCIL MT-OVERHAUL BASE RENOVATION AND MAINTENANCE SHOP	0.0	B9	BUS GRANT CAPITAL IMPROVEMENT	FTA	1,700,000	0	0	1,360,000	0	340,000
1417	BB	TRF-TCMT-14AK	MET COUNCIL-MT	SECT 5307: TWIN CITIES MET COUNCIL MT-ONBOARD PEDESTRIAN DETECTION SYSTEM TRANSIT TECHNOLOGY SYSTEMS	0.0	B9	BUS GRANT CAPITAL IMPROVEMENT	FTA	752,000	0	0	601,600	0	150,400
1418	BB	TRF-TCMT-14AL	MET COUNCIL-MT	SECT 5307: TWIN CITIES MET COUNCIL MT-RTS TRANSIT TECHNOLOGY SYSTEMS	0.0	B9	BUS GRANT CAPITAL IMPROVEMENT	FTA	4,000,000	0	0	3,200,000	0	800,000
1419	BB	TRF-TCMT-14AP	MET COUNCIL-MT	SECT 5307: TWIN CITIES MET COUNCIL MT-U OF M LAYOVER	0.0	B9	BUS GRANT CAPITAL IMPROVEMENT	FTA	600,000	0	0	480,000	0	120,000
1421	BB	TRF-TCMT-14AT	MET COUNCIL-MT	SECT 5307: TWIN CITIES MET COUNCIL MT-SNELLING AVENUE ARTERIAL BRT	0.0	B9	BUS GRANT CAPITAL IMPROVEMENT	FTA	1,700,000	0	0	1,360,000	0	340,000
1422	BB	TRF-TCMT-14AU	MET COUNCIL-MT	SECT 5307: TWIN CITIES MET COUNCIL MT-I35W BRT/EXPRESS SERVICE	0.0	B9	BUS GRANT CAPITAL IMPROVEMENT	FTA	1,795,415	0	0	1,436,332	0	359,083
1423	BB	TRF-TCMT-14AV	MET COUNCIL-MT	SECT 5307: TWIN CITIES MET COUNCIL MT-MAJOR IMPROVEMENT TO SUPPORT FACILITIES	0.0	B9	BUS GRANT CAPITAL IMPROVEMENT	FTA	1,250,000	0	0	1,000,000	0	250,000
1424	BB	TRF-TCMT-14AW	MET COUNCIL-MT	SECT 5307: TWIN CITIES MET COUNCIL MT-PUBLIC SUPPORT FACILITIES REFURBISHMENT	0.0	B9	BUS GRANT CAPITAL IMPROVEMENT	FTA	312,500	0	0	250,000	0	62,500

FTA SECTION 5307
Fiscal Year: 2014

STIP for FY 2014-2017

Seq #	Route System	Project Number	Agency	Description	Miles	Program	Type of Work	Proposed Funds	Total	FHWA	AC	FTA	TH	Other
1426	BB	TRF-TCMT-14AY	MET COUNCIL-MT	SECT 5307: TWIN CITIES MET COUNCIL MT-ANISHINABE PARK & RIDE	0.0	B9	BUS GRANT CAPITAL IMPROVEMENT	FTA	200,000	0	0	160,000	0	40,000
1427	BB	TRF-TCMT-14AZ	MET COUNCIL-MT	SECT 5307: TWIN CITIES MET COUNCIL MT-DOWNTOWN MINNEAPOLIS BUS LAYOVER	0.0	B9	BUS GRANT CAPITAL IMPROVEMENT	FTA	750,000	0	0	600,000	0	150,000
1428	BB	TRF-TCMT-14B	MET COUNCIL-MT	SECT 5307: TWIN CITIES MET COUNCIL MT-BUS ACQUISITION	0.0	B9	PURCHASE BUS	FTA	38,066,225	0	0	32,356,291	0	5,709,934
1429	BB	TRF-TCMT-14BA	MET COUNCIL-MT	SECT 5307: TWIN CITIES MET COUNCIL MT-CENTRAL CORRIDOR BUS FACILITIES & COMO PARK FACILITY IMPROVEMENTS	0.0	B9	BUS GRANT CAPITAL IMPROVEMENT	FTA	1,450,000	0	0	1,160,000	0	290,000
1430	BB	TRF-TCMT-14BC	MET COUNCIL-MT	SECT 5307: TWIN CITIES MET COUNCIL MT-DT MPLS LIGHT RAIL NORTH PLATFORM AT NICOLLET MALL STATION	0.0	B9	BUS GRANT CAPITAL IMPROVEMENT	FTA	1,600,000	0	0	1,280,000	0	320,000
1431	BB	TRF-TCMT-14C	MET COUNCIL-MT	SECT 5307: TWIN CITIES MET COUNCIL MT-PREVENTIVE MAINTENANCE	0.0	B9	BUS GRANT CAPITAL IMPROVEMENT	FTA	5,000,000	0	0	4,000,000	0	1,000,000
1432	BB	TRF-TCMT-14D	MET COUNCIL-MT	SECT 5307: TWIN CITIES MET COUNCIL MT-SECURITY/SAFETY FOR 1%	0.0	B9	BUS GRANT CAPITAL IMPROVEMENT	FTA	1,125,000	0	0	900,000	0	225,000
1433	BB	TRF-TCMT-14E	MET COUNCIL-MT	SECT 5307: TWIN CITIES MET COUNCIL MT-TRANSIT ENHANCEMENTS 1%	0.0	B9	BUS GRANT CAPITAL IMPROVEMENT	FTA	1,715,000	0	0	1,372,000	0	343,000
1434	BB	TRF-TCMT-14F	MET COUNCIL-MT	SECT 5307: TWIN CITIES MET COUNCIL MT-TRANSIT BUSINESS COMPUTER HW & SW	0.0	B9	BUS GRANT CAPITAL IMPROVEMENT	FTA	1,303,000	0	0	938,160	0	364,840
1435	BB	TRF-TCMT-14H	MET COUNCIL-MTS	SECT 5307: TWIN CITIES MET COUNCIL MTS-METRO MOBILITY CAPITAL COST OF CONTRACTING FOR SERVICES	0.0	B9	BUS GRANT CAPITAL IMPROVEMENT	FTA	5,312,500	0	0	4,250,000	0	1,062,500
1436	BB	TRF-TCMT-14J	MET COUNCIL-MTS	SECT 5307: TWIN CITIES MET COUNCIL MTS-REGIONAL FLEET CAPITAL COST OF CONTRACTING	0.0	B9	BUS GRANT CAPITAL IMPROVEMENT	FTA	3,750,000	0	0	3,000,000	0	750,000
1437	BB	TRF-TCMT-14K	MET COUNCIL-U OFM	SECT 5307: TWIN CITIES MET COUNCIL U OF M-U OF MN BUS ACQUISITION	0.0	B9	PURCHASE BUS	FTA	343,750	0	0	275,000	0	68,750
1438	BB	TRF-TCMT-14L	MET COUNCIL-MTS	SECT 5307: TWIN CITIES MET COUNCIL MTS-MTS BUS ACQUISITION	0.0	B9	PURCHASE BUS	FTA	8,000,000	0	0	6,400,000	0	1,600,000

FTA SECTION 5307
Fiscal Year: 2014

STIP for FY 2014-2017

Seq #	Route System	Project Number	Agency	Description	Miles	Program	Type of Work	Proposed Funds	Total	FHWA	AC	FTA	TH	Other
1439	BB	TRF-TCMT-14T	MET COUNCIL-MT	SECT 5307: TWIN CITIES MET COUNCIL MT-NEW POLICE FACILITY	0.0	B9	BUS GRANT CAPITAL IMPROVEMENT	FTA	12,000,000	0	0	9,600,000	0	2,400,000
1440	BB	TRF-TCMT-14X	MET COUNCIL-MT	SECT 5307: TWIN CITIES MET COUNCIL MT-FORT SNELLING P&R EXPANSION	0.0	B9	BUS GRANT CAPITAL IMPROVEMENT	FTA	140,000	0	0	112,000	0	28,000
1441	BB	TRF-TCMT-14Z	MET COUNCIL-MT	SECT 5307: TWIN CITIES MET COUNCIL MT-ENERGY IMPROVEMENT	0.0	B9	BUS GRANT CAPITAL IMPROVEMENT	FTA	1,000,000	0	0	800,000	0	200,000
									136,494,030	\$56,000	\$0	\$92,352,412	\$0	\$44,085,618

FTA SECTION 5307
Fiscal Year: 2015

STIP for FY 2014-2017

Seq #	Route System	Project Number	Agency	Description	Miles	Program	Type of Work	Proposed Funds	Total	FHWA	AC	FTA	TH	Other
66	BB	TRF-0016-15A	DULUTH TRANSIT AUTHORITY	SECT 5307: DULUTH DIAL-A-RIDE TRANSIT OPERATING ASSISTANCE	0.0	B9	OPERATE BUS	LF	611,927	0	0	0	0	611,927
67	BB	TRF-0016-15B	DULUTH TRANSIT AUTHORITY	SECT 5307: OPERATING ASSISTANCE	0.0	B9	OPERATE BUS	FTA	7,070,051	0	0	1,400,000	0	5,670,051
68	BB	TRF-0016-15C	DULUTH TRANSIT AUTHORITY	SECT 5307: DULUTH TRANSIT CAPITAL	0.0	B9	BUS GRANT CAPITAL IMPROVEMENT	FTA	875,000	0	0	700,000	0	175,000
69	BB	TRF-0016-15D	DULUTH TRANSIT AUTHORITY	SECT 5307: PREVENTATIVE MAINTENANCE	0.0	B9	OPERATE BUS	LF	3,965,029	0	0	0	0	3,965,029
308	BB	8802-SETASIDE-15	EAST GRAND FORKS	SECT 5307: TRANSIT OPERATING ASSISTANCE AND CAPITAL IMPROVEMENT	0.0	B9	OPERATE BUS/BUS GRANT CAPITAL IMPROVEMENT	FTA LF	384,000	0	0	130,000	0	254,000
465	BB	TRF-0048-15B	METRO BUS	SECT 5307: ST. CLOUD FR TRANSIT OPERATING ASSISTANCE	0.0	B9	OPERATE BUS	FTA	7,174,286	0	0	1,174,286	0	6,000,000
466	BB	TRF-0048-15D	METRO BUS	SECT 5307: TRANSIT CAPITAL PURCHASES OFFICE EQUIPMENT AND COMPUTERS	0.0	B9	BUS GRANT CAPITAL IMPROVEMENT	FTA	25,000	0	0	20,000	0	5,000
467	BB	TRF-0048-15E	METRO BUS	SECT 5307: TRANSIT CAPITAL PURCHASES MAINTENANCE TOOLS AND EQUIPMENT	0.0	B9	BUS GRANT CAPITAL IMPROVEMENT	FTA	10,000	0	0	8,000	0	2,000
468	BB	TRF-0048-15F	METRO BUS	SECT 5307: CAPITALIZED PREVENTIVE MAINTENANCE	0.0	B9	BUS GRANT CAPITAL IMPROVEMENT	FTA	1,237,858	0	0	988,286	0	249,572
469	BB	TRF-0048-15V	METRO BUS	SECT 5307: TRANSIT CAPITAL PURCHASE, BUS SHELTER TRANSIT AMENITY	0.0	B9	BUS GRANT CAPITAL IMPROVEMENT	FTA	20,000	0	0	16,000	0	4,000
470	BB	TRF-0048-15W	METRO BUS	SECT 5307: TRANSIT CAPITAL PURCHASE, ITS PROJECTS	0.0	B9	BUS GRANT CAPITAL IMPROVEMENT	FTA	25,000	0	0	20,000	0	5,000
693	BB	TRF-0034-15A	MOORHEAD	SECT 5307: PARATRANSIT AND METRO SENIOR RIDE OPERATING ASSISTANCE	0.0	B9	OPERATE BUS	FTA	429,000	0	0	94,000	0	335,000
694	BB	TRF-0034-15D	MOORHEAD	SECT 5307: MOORHEAD TRANSIT PREVENTIVE MAINTENANCE	0.0	B9	PREVENTIVE MAINTENANCE	FTA	200,000	0	0	160,000	0	40,000
695	BB	TRF-0034-15B	MOORHEAD	SECT 5307: CITY OF MOORHEAD TRANSIT OPERATING ASSISTANCE	0.0	B9	OPERATE BUS	FTA	2,040,000	0	0	592,000	0	1,448,000

FTA SECTION 5307
Fiscal Year: 2015

STIP for FY 2014-2017

Seq #	Route System	Project Number	Agency	Description	Miles	Program	Type of Work	Proposed Funds	Total	FHWA	AC	FTA	TH	Other
696	BB	TRF-0034-15C	MOORHEAD	SECT 5307: MOORHEAD PLANNING ASSISTANCE	0.0	B9	PLANNING	FTA	22,000	0	0	18,000	0	4,000
697	BB	TRF-0034-15E	MOORHEAD	SECT 5307: CITY OF MOORHEAD, PURCHASE 1 BUS (CLASS 700) AND BUS RELATED EQUIPMENT	0.0	B9	PURCHASE BUS	FTA	440,000	0	0	352,000	0	88,000
894	BB	TRF-0047-15A	ROCHESTER	SECT 5307: ROCHESTER DAR TRANSIT OPERATING ASSISTANCE	0.0	B9	OPERATE BUS	LF	709,553	0	0	0	0	709,553
895	BB	TRF-0047-15B	ROCHESTER	SECT 5307: ROCHESTER RR TRANSIT OPERATING ASSISTANCE	0.0	B9	OPERATE BUS	FTA	6,796,257	0	0	1,735,856	0	5,060,401
896	BB	TRF-0047-15C	ROCHESTER	SECT 5307: CONSTRUCT SMH BUS STOP IMPROVEMENTS	0.0	B9	OPERATE BUS	FTA	300,000	0	0	240,000	0	60,000
897	BB	TRF-0047-15D	ROCHESTER	SECT 5307: ROCHESTER RR - PURCHASE 5 BUSES (CLASS 700)	0.0	B9	PURCHASE BUS	FTA	2,120,000	0	0	1,696,000	0	424,000
898	BB	TRF-3780-15	LA CRESCENT	SECT 5307: LA CRESCENT TRANSIT OPERATING ASSISTANCE	0.0	B9	OPERATE BUS	FTA	330,900	0	0	94,000	0	236,900
1113	BB	TRF-0028-15	MNDOT	SECT 5307: CITY OF MANKATO RR TRANSIT OPERATING ASSISTANCE	0.0	B9	OPERATE BUS	FTA	1,803,530	0	0	435,755	0	1,367,775
1616	BB	TRF-TCMT-15	MET COUNCIL-MT	SECT 5307: TWIN CITIES MET COUNCIL MT-ASSOCIATED CAPITAL MAINTENANCE-BUS	0.0	B9	BUS GRANT CAPITAL IMPROVEMENT	FTA	1,303,965	0	0	1,043,172	0	260,793
1617	BB	TRF-TCMT-15A	MET COUNCIL-MT	SECT 5307: TWIN CITIES MET COUNCIL MT-CAPITAL LEASE-TIRES	0.0	B9	PURCHASE BUS	FTA	3,371,609	0	0	2,697,287	0	674,322
1618	BB	TRF-TCMT-15AB	MET COUNCIL-MT	SECT 5307: TWIN CITIES MET COUNCIL MT-RTS TRANSIT TECHNOLOGY SYSTEMS	0.0	B9	BUS GRANT CAPITAL IMPROVEMENT	FTA	4,000,000	0	0	3,200,000	0	800,000
1619	BB	TRF-TCMT-15AG	MET COUNCIL-MT	SECT 5307: TWIN CITIES MET COUNCIL MT-FORT SNELLING P&R EXPANSION	0.0	B9	BUS GRANT CAPITAL IMPROVEMENT	FTA	700,000	0	0	560,000	0	140,000
1622	BB	TRF-TCMT-15AK	MET COUNCIL-MT	SECT 5307: TWIN CITIES MET COUNCIL MT-SNELLING AVENUE ARTERIAL BRT	0.0	B9	BUS GRANT CAPITAL IMPROVEMENT	FTA	1,700,000	0	0	1,360,000	0	340,000
1623	BB	TRF-TCMT-15AL	MET COUNCIL-MT	SECT 5307: TWIN CITIES MET COUNCIL MT-I35W BRT/EXPRESS SERVICE	0.0	B9	BUS GRANT CAPITAL IMPROVEMENT	FTA	2,322,818	0	0	1,858,254	0	464,564
1624	BB	TRF-TCMT-15AM	MET COUNCIL-MT	SECT 5307: TWIN CITIES MET COUNCIL MT-MAJOR IMPROVEMENT TO SUPPORT FACILITIES	0.0	B9	BUS GRANT CAPITAL IMPROVEMENT	FTA	1,250,000	0	0	1,000,000	0	250,000

FTA SECTION 5307
Fiscal Year: 2015

STIP for FY 2014-2017

Seq #	Route System	Project Number	Agency	Description	Miles	Program	Type of Work	Proposed Funds	Total	FHWA	AC	FTA	TH	Other
1625	BB	TRF-TCMT-15AN	MET COUNCIL-MT	SECT 5307: TWIN CITIES MET COUNCIL MT-PUBLIC SUPPORT FACILITIES REFURBISHMENT	0.0	B9	BUS GRANT CAPITAL IMPROVEMENT	FTA	312,500	0	0	250,000	0	62,500
1626	BB	TRF-TCMT-15AP	MET COUNCIL-MT	SECT 5307: TWIN CITIES MET COUNCIL MT-SUPPORT FACILITY ROOF REFURBISHMENT	0.0	B9	BUS GRANT CAPITAL IMPROVEMENT	FTA	200,000	0	0	160,000	0	40,000
1627	BB	TRF-TCMT-15AQ	MET COUNCIL-MT	SECT 5307: TWIN CITIES MET COUNCIL MT-ONBOARD PEDESTRIAN DETECTION SYSTEM TRANSIT TECHNOLOGY SYSTEMS	0.0	B9	BUS GRANT CAPITAL IMPROVEMENT	FTA	1,777,000	0	0	1,421,600	0	355,400
1628	BB	TRF-TCMT-15AR	MET COUNCIL-MT	SECT 5307: TWIN CITIES MET COUNCIL MT-HWY 36 EAST P&R (STILLWATER)	0.0	B9	BUS GRANT CAPITAL IMPROVEMENT	FTA	100,000	0	0	80,000	0	20,000
1630	BB	TRF-TCMT-15B	MET COUNCIL-MT	SECT 5307: TWIN CITIES MET COUNCIL MT-BUS ACQUISITION	0.0	B9	PURCHASE BUS	FTA	45,700,642	0	0	38,845,546	0	6,855,096
1631	BB	TRF-TCMT-15C	MET COUNCIL-MT	SECT 5307: TWIN CITIES MET COUNCIL MT-PREVENTIVE MAINTENANCE	0.0	B9	BUS GRANT CAPITAL IMPROVEMENT	FTA	5,000,000	0	0	4,000,000	0	1,000,000
1632	BB	TRF-TCMT-15D	MET COUNCIL-MT	SECT 5307: TWIN CITIES MET COUNCIL MT-SECURITY/SAFETY FOR 1%	0.0	B9	BUS GRANT CAPITAL IMPROVEMENT	FTA	1,075,000	0	0	860,000	0	215,000
1633	BB	TRF-TCMT-15E	MET COUNCIL-MT	SECT 5307: TWIN CITIES MET COUNCIL MT-TRANSIT ENHANCEMENTS 1%	0.0	B9	BUS GRANT CAPITAL IMPROVEMENT	FTA	715,000	0	0	572,000	0	143,000
1634	BB	TRF-TCMT-15F	MET COUNCIL-MT	SECT 5307: TWIN CITIES MET COUNCIL MT-TRANSIT BUSINESS COMPUTER HW & SW	0.0	B9	BUS GRANT CAPITAL IMPROVEMENT	FTA	1,382,000	0	0	1,105,600	0	276,400
1635	BB	TRF-TCMT-15M	MET COUNCIL-MT	SECT 5307: TWIN CITIES MET COUNCIL MT-ENERGY IMPROVEMENT	0.0	B9	BUS GRANT CAPITAL IMPROVEMENT	FTA	1,000,000	0	0	800,000	0	200,000
1636	BB	TRF-TCMT-15N	MET COUNCIL-MT	SECT 5307: TWIN CITIES MET COUNCIL MT-OPERATIONS COMMUNICATIONS & CONTROL CAPITAL EQUIPMENT, HARDWARE & SOFTWARE REPLACEMENT & EXPANSION	0.0	B9	BUS GRANT CAPITAL IMPROVEMENT	FTA	1,025,000	0	0	820,000	0	205,000
1637	BB	TRF-TCMT-15Q	MET COUNCIL-MT	SECT 5307: TWIN CITIES MET COUNCIL MT-FARE COLLECTION CAPITAL EQUIPMENT, HARDWARE & SOFTWARE REPLACEMENT & EXPANSION	0.0	B9	BUS GRANT CAPITAL IMPROVEMENT	FTA	1,050,000	0	0	840,000	0	210,000
1638	BB	TRF-TCMT-15S	MET COUNCIL-MTS	SECT 5307: TWIN CITIES MET COUNCIL MTS-METRO MOBILITY CAPITAL COST OF CONTRACTING FOR SERVICES	0.0	B9	BUS GRANT CAPITAL IMPROVEMENT	FTA	5,312,500	0	0	4,250,000	0	1,062,500

FTA SECTION 5307
Fiscal Year: 2015

STIP for FY 2014-2017

Seq #	Route System	Project Number	Agency	Description	Miles	Program	Type of Work	Proposed Funds	Total	FHWA	AC	FTA	TH	Other
1639	BB	TRF-TCMT-15T	MET COUNCIL-MTS	SECT 5307: TWIN CITIES MET COUNCIL MTS-REGIONAL FLEET CAPITAL COST OF CONTRACTING	0.0	B9	BUS GRANT CAPITAL IMPROVEMENT	FTA	3,750,000	0	0	3,000,000	0	750,000
1640	BB	TRF-TCMT-15U	MET COUNCIL-MTS	SECT 5307: TWIN CITIES MET COUNCIL MTS-MTS BUS ACQUISITION	0.0	B9	PURCHASE BUS	FTA	13,200,000	0	0	10,560,000	0	2,640,000
1641	BB	TRF-TCMT-15X	MET COUNCIL-MTS	SECT 5307: TWIN CITIES MET COUNCIL U OF M-U OF MN BUS ACQUISITION	0.0	B9	PURCHASE BUS	FTA	343,750	0	0	275,000	0	68,750
									\$133,181,175	\$0	\$0	\$89,432,642	\$0	\$43,748,533

FTA SECTION 5307
Fiscal Year: 2016

STIP for FY 2014-2017

Seq #	Route System	Project Number	Agency	Description	Miles	Program	Type of Work	Proposed Funds	Total	FHWA	AC	FTA	TH	Other
132	BB	TRF-0016-16A	DULUTH TRANSIT AUTHORITY	SECT 5307: DULUTH DIAL-A-RIDE TRANSIT OPERATING ASSISTANCE	0.0	B9	OPERATE BUS	LF	630,285	0	0	0	0	630,285
133	BB	TRF-0016-16B	DULUTH TRANSIT AUTHORITY	SECT 5307: DULUTH OPERATING ASSISTANCE	0.0	B9	OPERATE BUS	FTA	7,070,051	0	0	1,450,000	0	5,620,051
134	BB	TRF-0016-16C	DULUTH TRANSIT AUTHORITY	SECT 5307: DULUTH TRANSIT CAPITAL	0.0	B9	BUS GRANT CAPITAL IMPROVEMENT	FTA	875,000	0	0	700,000	0	175,000
135	BB	TRF-0016-16D	DULUTH TRANSIT AUTHORITY	SECT 5307: DULUTH PREVENTATIVE MAINTENANCE	0.0	B9	OPERATE BUS	LF	3,965,029	0	0	0	0	3,965,029
354	BB	8802-SETASIDE-16	EAST GRAND FORKS	SECT 5307: TRANSIT OPERATING ASSISTANCE AND CAPITAL IMPROVEMENT - 2016	0.0	B9	OPERATE BUS/BUS GRANT CAPITAL IMPROVEMENT	FTA LF	372,000	0	0	116,000	0	256,000
537	BB	TRF-0048-16B	METRO BUS	SECT 5307: ST CLOUD RR OPERATING ASSISTANCE	0.0	B9	OPERATE BUS	FTA	7,786,029	0	0	1,186,029	0	6,600,000
538	BB	TRF-0048-16D	METRO BUS	SECT 5307: TRANSIT CAPITAL PURCHASES OFFICE EQUIPMENT AND COMPUTERS	0.0	B9	BUS GRANT CAPITAL IMPROVEMENT	FTA	25,000	0	0	20,000	0	5,000
539	BB	TRF-0048-16E	METRO BUS	SECT 5307: TRANSIT CAPITAL PURCHASES MAINTENANCE TOOLS AND EQUIPMENT	0.0	B9	BUS GRANT CAPITAL IMPROVEMENT	FTA	10,000	0	0	8,000	0	2,000
540	BB	TRF-0048-16F	METRO BUS	SECT 5307: ST CLOUD METRO BUS CAPITALIZED PREVENTIVE MAINTENANCE	0.0	B9	BUS GRANT CAPITAL IMPROVEMENT	FTA	1,382,036	0	0	1,105,629	0	276,407
541	BB	TRF-0048-16V	METRO BUS	SECT 5307: TRANSIT CAPITAL PURCHASE, BUS SHELTER TRANSIT AMENITY	0.0	B9	BUS GRANT CAPITAL IMPROVEMENT	FTA	20,000	0	0	16,000	0	4,000
736	BB	TRF-0034-16A	MOORHEAD	SECT 5307: PARATRANSIT AND METRO SENIOR RIDE OPERATING ASSISTANCE	0.0	B9	OPERATE BUS	FTA	446,000	0	0	98,000	0	348,000
737	BB	TRF-0034-16B	MOORHEAD	SECT 5307: CITY OF MOORHEAD TRANSIT OPERATING ASSISTANCE	0.0	B9	OPERATE BUS	FTA	2,120,000	0	0	615,000	0	1,505,000
738	BB	TRF-0034-16C	MOORHEAD	SECT 5307: MOORHEAD PLANNING ASSISTANCE	0.0	B9	PLANNING	FTA	22,000	0	0	18,000	0	4,000
739	BB	TRF-0034-16D	MOORHEAD	SECT 5307: MOORHEAD TRANSIT PREVENTIVE MAINTENANCE	0.0	B9	PREVENTIVE MAINTENANCE	FTA	200,000	0	0	160,000	0	40,000
963	BB	TRF-0047-16A	ROCHESTER	SECT 5307: ROCHESTER DAR TRANSIT OPERATING ASSISTANCE	0.0	B9	OPERATE BUS	LF	737,935	0	0	0	0	737,935

FTA SECTION 5307
Fiscal Year: 2016

STIP for FY 2014-2017

Seq #	Route System	Project Number	Agency	Description	Miles	Program	Type of Work	Proposed Funds	Total	FHWA	AC	FTA	TH	Other
964	BB	TRF-0047-16B	ROCHESTER	SECT 5307: ROCHESTER RR TRANSIT OPERATING ASSISTANCE	0.0	B9	OPERATE BUS	FTA	7,185,545	0	0	1,735,856	0	5,449,689
965	BB	TRF-0047-16C	ROCHESTER	SECT 5307: ROCHESTER RR - PURCHASE 3 BUSES (CLASS 700)	0.0	B9	PURCHASE BUS	FTA	1,311,000	0	0	1,048,800	0	262,200
966	BB	TRF-3780-16	LA CRESCENT	SECT 5307: LACRESCENT TRANSIT OPERATING ASSISTANCE	0.0	B9	OPERATE BUS	FTA	340,827	0	0	94,000	0	246,827
1149	BB	TRF-0028-16	MNDOT	SECT 5307: CITY OF MANKATO RR TRANSIT OPERATING ASSISTANCE	0.0	B9	OPERATE BUS	FTA	1,857,636	0	0	435,755	0	1,421,881
1779	BB	TRF-TCMT-16	MET COUNCIL-MT	SECT 5307: TWIN CITIES MET COUNCIL MT-ASSOCIATED CAPITAL MAINTENANCE-BUS	0.0	B9	BUS GRANT CAPITAL IMPROVEMENT	FTA	1,369,163	0	0	1,095,330	0	273,833
1780	BB	TRF-TCMT-16A	MET COUNCIL-MT	SECT 5307: TWIN CITIES MET COUNCIL MT-CAPITAL LEASE-TIRES	0.0	B9	PURCHASE BUS	FTA	3,914,423	0	0	3,131,538	0	782,885
1781	BB	TRF-TCMT-16AA	MET COUNCIL-MT	SECT 5307: TWIN CITIES MET COUNCIL MT-PUBLIC SUPPORT FACILITIES REFURBISHMENT	0.0	B9	BUS GRANT CAPITAL IMPROVEMENT	FTA	335,840	0	0	268,672	0	67,168
1782	BB	TRF-TCMT-16AB	MET COUNCIL-MT	SECT 5307: TWIN CITIES MET COUNCIL MT-SUPPORT FACILITY ROOF REFURBISHMENT	0.0	B9	BUS GRANT CAPITAL IMPROVEMENT	FTA	50,000	0	0	40,000	0	10,000
1784	BB	TRF-TCMT-16AD	MET COUNCIL-MT	SECT 5307: TWIN CITIES MET COUNCIL MT-ONBOARD PEDESTRIAN DETECTION SYSTEM TRANSIT TECHNOLOGY SYSTEMS	0.0	B9	BUS GRANT CAPITAL IMPROVEMENT	FTA	1,677,000	0	0	1,341,600	0	335,400
1785	BB	TRF-TCMT-16AE	MET COUNCIL-MT	SECT 5307: TWIN CITIES MET COUNCIL MT-ADVANCE SCHEDULE PLANNING SOFTWARE	0.0	B9	BUS GRANT CAPITAL IMPROVEMENT	FTA	600,000	0	0	480,000	0	120,000
1787	BB	TRF-TCMT-16B	MET COUNCIL-MT	SECT 5307: TWIN CITIES MET COUNCIL MT-PREVENTIVE MAINTENANCE	0.0	B9	BUS GRANT CAPITAL IMPROVEMENT	FTA	5,000,000	0	0	4,000,000	0	1,000,000
1788	BB	TRF-TCMT-16C	MET COUNCIL-MT	SECT 5307: TWIN CITIES MET COUNCIL MT-SECURITY/SAFETY FOR 1%	0.0	B9	BUS GRANT CAPITAL IMPROVEMENT	FTA	825,000	0	0	660,000	0	165,000
1789	BB	TRF-TCMT-16D	MET COUNCIL-MT	SECT 5307: TWIN CITIES MET COUNCIL MT-TRANSIT ENHANCEMENTS 1%	0.0	B9	BUS GRANT CAPITAL IMPROVEMENT	FTA	715,000	0	0	572,000	0	143,000
1790	BB	TRF-TCMT-16E	MET COUNCIL-MT	SECT 5307: TWIN CITIES MET COUNCIL MT-TRANSIT BUSINESS COMPUTER HW & SW	0.0	B9	BUS GRANT CAPITAL IMPROVEMENT	FTA	1,725,000	0	0	1,380,000	0	345,000

FTA SECTION 5307
Fiscal Year: 2016

STIP for FY 2014-2017

Seq #	Route System	Project Number	Agency	Description	Miles	Program	Type of Work	Proposed Funds	Total	FHWA	AC	FTA	TH	Other
1791	BB	TRF-TCMT-16H	MET COUNCIL-MT	SECT 5307: TWIN CITIES MET COUNCIL MT-ENERGY IMPROVEMENT	0.0	B9	BUS GRANT CAPITAL IMPROVEMENT	FTA	1,000,000	0	0	800,000	0	200,000
1792	BB	TRF-TCMT-16J	MET COUNCIL-MT	SECT 5307: TWIN CITIES MET COUNCIL MT-OPERATIONS COMMUNICATIONS & CONTROL CAPITAL EQUIPMENT, HARDWARE & SOFTWARE REPLACEMENT & EXPANSION	0.0	B9	BUS GRANT CAPITAL IMPROVEMENT	FTA	760,000	0	0	608,000	0	152,000
1793	BB	TRF-TCMT-16L	MET COUNCIL-MT	SECT 5307: TWIN CITIES MET COUNCIL MT-FARE COLLECTION CAPITAL EQUIPMENT, HARDWARE & SOFTWARE REPLACEMENT & EXPANSION	0.0	B9	BUS GRANT CAPITAL IMPROVEMENT	FTA	1,800,000	0	0	1,440,000	0	360,000
1794	BB	TRF-TCMT-16N	MET COUNCIL-MTS	SECT 5307: TWIN CITIES MET COUNCIL MTS-METRO MOBILITY CAPITAL COST OF CONTRACTING FOR SERVICES	0.0	B9	BUS GRANT CAPITAL IMPROVEMENT	FTA	5,312,500	0	0	4,250,000	0	1,062,500
1795	BB	TRF-TCMT-16P	MET COUNCIL-MTS	SECT 5307: TWIN CITIES MET COUNCIL MTS-REGIONAL FLEET CAPITAL COST OF CONTRACTING	0.0	B9	BUS GRANT CAPITAL IMPROVEMENT	FTA	3,750,000	0	0	3,000,000	0	750,000
1796	BB	TRF-TCMT-16Q	MET COUNCIL-MTS	SECT 5307: TWIN CITIES MET COUNCIL MTS-MTS BUS ACQUISITION	0.0	B9	PURCHASE BUS	FTA	12,900,000	0	0	10,320,000	0	2,580,000
1797	BB	TRF-TCMT-16R	MET COUNCIL-MTS	SECT 5307: TWIN CITIES MET COUNCIL U OF M-U OF MN BUS ACQUISITION	0.0	B9	PURCHASE BUS	FTA	343,750	0	0	275,000	0	68,750
1798	BB	TRF-TCMT-16T	MET COUNCIL-MT	SECT 5307: TWIN CITIES MET COUNCIL MT-RTS TRANSIT TECHNOLOGY SYSTEMS	0.0	B9	BUS GRANT CAPITAL IMPROVEMENT	FTA	4,500,000	0	0	3,600,000	0	900,000
1799	BB	TRF-TCMT-16W	MET COUNCIL-MT	SECT 5307: TWIN CITIES MET COUNCIL MT-FORT SNELLING P&R EXPANSION	0.0	B9	BUS GRANT CAPITAL IMPROVEMENT	FTA	5,250,000	0	0	4,200,000	0	1,050,000
1802	BB	TRF-TCMT-16Z	MET COUNCIL-MT	SECT 5307: TWIN CITIES MET COUNCIL MT-MAJOR IMPROVEMENT TO SUPPORT FACILITIES	0.0	B9	BUS GRANT CAPITAL IMPROVEMENT	FTA	1,250,000	0	0	1,000,000	0	250,000
									\$89,434,049	\$0	\$0	\$51,269,209	\$0	\$38,164,840

FTA SECTION 5307
Fiscal Year: 2017

STIP for FY 2014-2017

Seq #	Route System	Project Number	Agency	Description	Miles	Program	Type of Work	Proposed Funds	Total	FHWA	AC	FTA	TH	Other
182	BB	TRF-0016-17A	DULUTH TRANSIT AUTHORITY	SECT 5307: DULUTH DIAL-A-RIDE TRANSIT OPERATING ASSISTANCE	0.0	B9	OPERATE BUS	LF	649,190	0	0	0	0	649,190
183	BB	TRF-0016-17B	DULUTH TRANSIT AUTHORITY	SECT 5307: OPERATING ASSISTANCE	0.0	B9	OPERATE BUS	FTA	7,282,150	0	0	1,493,500	0	5,788,650
184	BB	TRF-0016-17D	DULUTH TRANSIT AUTHORITY	SECT 5307: PREVENTATIVE MAINTENANCE	0.0	B9	OPERATE BUS	LF	4,084,000	0	0	0	0	4,084,000
185	BB	TRF-0016-17C	DULUTH TRANSIT AUTHORITY	SECT 5307: DULUTH TRANSIT CAPITAL	0.0	B9	BUS GRANT CAPITAL IMPROVEMENT	FTA	900,000	0	0	720,000	0	180,000
377	BB	8802-SETASIDE-17	EAST GRAND FORKS	SECT: 5307 TRANSIT OPERATING ASSISTANCE AND CAPITAL IMPROVEMENT - 2017	0.0	B9	BUS GRANT CAPITAL IMPROVEMENT	FTA LF	412,000	0	0	148,000	0	264,000
588	BB	TRF-0048-17B	METRO BUS	SECT 5307: ST CLOUD RR OPERATING ASSISTANCE	0.0	B9	OPERATE BUS	FTA	8,597,889	0	0	1,197,889	0	7,400,000
589	BB	TRF-0048-17D	METRO BUS	SECT 5307: TRANSIT CAPITAL PURCHASES OFFICE EQUIPMENT AND COMPUTERS	0.0	B9	BUS GRANT CAPITAL IMPROVEMENT	FTA	25,000	0	0	20,000	0	5,000
590	BB	TRF-0048-17E	METRO BUS	SECT 5307: TRANSIT CAPITAL PURCHASES MAINTENANCE TOOLS AND EQUIPMENT	0.0	B9	BUS GRANT CAPITAL IMPROVEMENT	FTA	10,000	0	0	8,000	0	2,000
591	BB	TRF-0048-17F	METRO BUS	SECT 5307: ST CLOUD METRO BUS CAPITALIZED PREVENTIVE MAINTENANCE	0.0	B9	BUS GRANT CAPITAL IMPROVEMENT	FTA	1,417,361	0	0	1,133,889	0	283,472
592	BB	TRF-0048-17V	METRO BUS	SECT 5307: TRANSIT CAPITAL PURCHASE, BUS SHELTER TRANSIT AMENITY	0.0	B9	BUS GRANT CAPITAL IMPROVEMENT	FTA	20,000	0	0	16,000	0	4,000
593	BB	TRF-0048-17W	METRO BUS	SECT 5307: TRANSIT CAPITAL PURCHASE, ITS PROJECTS	0.0	B9	BUS GRANT CAPITAL IMPROVEMENT	FTA	25,000	0	0	20,000	0	5,000
773	BB	TRF-0034-17A	MOORHEAD	SECT 5307: PARATRANSIT AND METRO SENIOR RIDE OPERATING ASSISTANCE	0.0	B9	OPERATE BUS	FTA	464,000	0	0	102,000	0	362,000
774	BB	TRF-0034-17B	MOORHEAD	SECT 5307: CITY OF MOORHEAD TRANSIT OPERATING ASSISTANCE	0.0	B9	OPERATE BUS	FTA	2,210,000	0	0	1,570,000	0	640,000
775	BB	TRF-0034-17C	MOORHEAD	SECT 5307: MOORHEAD PLANNING ASSISTANCE	0.0	B9	PLANNING	FTA	22,000	0	0	18,000	0	4,000
776	BB	TRF-0034-17D	MOORHEAD	SECT 5307: MOORHEAD TRANSIT PREVENTIVE MAINTENANCE	0.0	B9	PREVENTIVE MAINTENANCE	FTA	200,000	0	0	160,000	0	40,000

FTA SECTION 5307
Fiscal Year: 2017

STIP for FY 2014-2017

Seq #	Route System	Project Number	Agency	Description	Miles	Program	Type of Work	Proposed Funds	Total	FHWA	AC	FTA	TH	Other
1015	BB	TRF-0047-17	ROCHESTER	SECT 5307: CONSTRUCT PARK & RIDE STRUCTURED PARKING	0.0	B9	OPERATE BUS	FTA	5,000,000	0	0	4,000,000	0	1,000,000
1016	BB	TRF-0047-17A	ROCHESTER	SECT 5307: ROCHESTER DAR OPERATING ASSISTANCE	0.0	B9	OPERATE BUS	LF	767,453	0	0	0	0	767,453
1017	BB	TRF-0047-17B	ROCHESTER	SECT 5307: ROCHESTER RR OPERATING ASSISTANCE	0.0	B9	OPERATE BUS	FTA	7,472,967	0	0	1,735,856	0	5,737,111
1018	BB	TRF-3780-17	LA CRESCENT	SECT 5307: LACRESCENT TRANSIT OPERATING ASSISTANCE	0.0	B9	OPERATE BUS	FTA	351,052	0	0	94,000	0	257,052
1019	BB	TRF-0047-17A	ROCHESTER	SECT 5307: ROCHESTER RR, PURCHASE 3 BUSES (CLASS 700)	0.0	B9	PURCHASE BUS	FTA	1,350,000	0	0	1,080,000	0	270,000
1185	BB	TRF-0028-17	MNDOT	SECT 5307: CITY OF MANKATO RR TRANSIT OPERATING ASSISTANCE	0.0	B9	OPERATE BUS	FTA	1,913,365	0	0	435,755	0	1,477,610
1899	BB	TRF-TCMT-17	MET COUNCIL-MT	SECT 5307: TWIN CITIES MET COUNCIL MT-SUPPORT FACILITY ROOF REFURBISHMENT	0.0	B9	BUS GRANT CAPITAL IMPROVEMENT	FTA	300,000	0	0	240,000	0	60,000
1900	BB	TRF-TCMT-17A	MET COUNCIL-MT	SECT 5307: TWIN CITIES MET COUNCIL MT-RECAULK WALLS OF SUPPORT FACILITIES	0.0	B9	BUS GRANT CAPITAL IMPROVEMENT	FTA	3,100,000	0	0	2,480,000	0	620,000
1902	BB	TRF-TCMT-17C	MET COUNCIL-MT	SECT 5307: TWIN CITIES MET COUNCIL MT-ONBOARD PEDESTRIAN DETECTION SYSTEM TRANSIT TECHNOLOGY SYSTEMS	0.0	B9	BUS GRANT CAPITAL IMPROVEMENT	FTA	177,000	0	0	141,600	0	35,400
1903	BB	TRF-TCMT-17D	MET COUNCIL-MT	SECT 5307: TWIN CITIES MET COUNCIL MT-ASSOCIATED CAPITAL MAINTENANCE-BUS	0.0	B9	BUS GRANT CAPITAL IMPROVEMENT	FTA	1,437,621	0	0	1,150,097	0	287,524
1904	BB	TRF-TCMT-17E	MET COUNCIL-MT	SECT 5307: TWIN CITIES MET COUNCIL MT-CAPITAL LEASE-TIRES	0.0	B9	PURCHASE BUS	FTA	4,362,247	0	0	3,489,798	0	872,449
1905	BB	TRF-TCMT-17F	MET COUNCIL-MT	SECT 5307: TWIN CITIES MET COUNCIL MT-PREVENTIVE MAINTENANCE	0.0	B9	BUS GRANT CAPITAL IMPROVEMENT	FTA	5,000,000	0	0	4,000,000	0	1,000,000
1906	BB	TRF-TCMT-17G	MET COUNCIL-MT	SECT 5307: TWIN CITIES MET COUNCIL MT-SECURITY/SAFETY FOR 1%	0.0	B9	BUS GRANT CAPITAL IMPROVEMENT	FTA	825,000	0	0	660,000	0	165,000
1907	BB	TRF-TCMT-17H	MET COUNCIL-MT	SECT 5307: TWIN CITIES MET COUNCIL MT-TRANSIT ENHANCEMENTS 1%	0.0	B9	BUS GRANT CAPITAL IMPROVEMENT	FTA	715,000	0	0	572,000	0	143,000

FTA SECTION 5307
Fiscal Year: 2017

STIP for FY 2014-2017

Seq #	Route System	Project Number	Agency	Description	Miles	Program	Type of Work	Proposed Funds	Total	FHWA	AC	FTA	TH	Other
1908	BB	TRF-TCMT-17J	MET COUNCIL-MT	SECT 5307: TWIN CITIES MET COUNCIL MT-TRANSIT BUSINESS COMPUTER HW & SW	0.0	B9	BUS GRANT CAPITAL IMPROVEMENT	FTA	1,664,000	0	0	1,331,200	0	332,800
1909	BB	TRF-TCMT-17K	MET COUNCIL-MT	SECT 5307: TWIN CITIES MET COUNCIL MT-ENERGY IMPROVEMENT	0.0	B9	BUS GRANT CAPITAL IMPROVEMENT	FTA	1,000,000	0	0	800,000	0	200,000
1910	BB	TRF-TCMT-17L	MET COUNCIL-MT	SECT 5307: TWIN CITIES MET COUNCIL MT-OPERATIONS COMMUNICATIONS & CONTROL CAPITAL EQUIPMENT, HARDWARE & SOFTWARE REPLACEMENT & EXPANSION	0.0	B9	BUS GRANT CAPITAL IMPROVEMENT	FTA	785,000	0	0	628,000	0	157,000
1911	BB	TRF-TCMT-17M	MET COUNCIL-MT	SECT 5307: TWIN CITIES MET COUNCIL MT-FARE COLLECTION CAPITAL EQUIPMENT, HARDWARE & SOFTWARE REPLACEMENT & EXPANSION	0.0	B9	BUS GRANT CAPITAL IMPROVEMENT	FTA	300,000	0	0	240,000	0	60,000
1912	BB	TRF-TCMT-17N	MET COUNCIL-MTS	SECT 5307: TWIN CITIES MET COUNCIL MTS-METRO MOBILITY CAPITAL COST OF CONTRACTING FOR SERVICES	0.0	B9	BUS GRANT CAPITAL IMPROVEMENT	FTA	5,312,500	0	0	4,250,000	0	1,062,500
1913	BB	TRF-TCMT-17P	MET COUNCIL-MTS	SECT 5307: TWIN CITIES MET COUNCIL MTS-REGIONAL FLEET CAPITAL COST OF CONTRACTING	0.0	B9	BUS GRANT CAPITAL IMPROVEMENT	FTA	3,750,000	0	0	3,000,000	0	750,000
1914	BB	TRF-TCMT-17Q	MET COUNCIL-MTS	SECT 5307: TWIN CITIES MET COUNCIL MTS-MTS BUS ACQUISITION	0.0	B9	PURCHASE BUS	FTA	16,600,000	0	0	13,280,000	0	3,320,000
1915	BB	TRF-TCMT-17R	MET COUNCIL-MTS	SECT 5307: TWIN CITIES MET COUNCIL U OF M-U OF MN BUS ACQUISITION	0.0	B9	PURCHASE BUS	FTA	343,750	0	0	275,000	0	68,750
1918	BB	TRF-TCMT-17U	MET COUNCIL-MT	SECT 5307: TWIN CITIES MET COUNCIL MT-MAJOR IMPROVEMENT TO SUPPORT FACILITIES	0.0	B9	BUS GRANT CAPITAL IMPROVEMENT	FTA	1,250,000	0	0	1,000,000	0	250,000
1919	BB	TRF-TCMT-17V	MET COUNCIL-MT	SECT 5307: TWIN CITIES MET COUNCIL MT-PUBLIC SUPPORT FACILITIES REFURBISHMENT	0.0	B9	BUS GRANT CAPITAL IMPROVEMENT	FTA	335,840	0	0	268,672	0	67,168
1920	BB	TRF-TCMT-17W	MET COUNCIL-MT	SECT 5307: TWIN CITIES MET COUNCIL MT-I35W BRT/EXPRESS SERVICE BUSES	0.0	B9	BUS GRANT CAPITAL IMPROVEMENT	FTA	15,690,140	0	0	13,336,619	0	2,353,521
1921	BB	TRF-TCMT-17X	MET COUNCIL-MT	SECT 5307: TWIN CITIES MET COUNCIL MT-BUS ACQUISITION	0.0	B9	PURCHASE BUS	FTA	13,094,241	0	0	11,130,105	0	1,964,136
									\$119,215,766	\$0	\$0	\$76,225,980	\$0	\$42,989,786

FTA SECTION 5309
Fiscal Year: 2014

STIP for FY 2014-2017

Seq #	Route System	Project Number	Agency	Description	Miles	Program	Type of Work	Proposed Funds	Total	FHWA	AC	FTA	TH	Other
1410	BB	TCP-CCLRT-14	METRO TRANSIT	SECT 5309: CENTRAL CORRIDOR LIGHT RAIL TRANSIT PROJECT-NEW START FFGA 2014 APPROPRIATION	0.0	B3	GRADE AND SURFACE	FTA	117,564,590	0	0	98,443,694	0	19,120,896
									\$117,564,590	\$0	\$0	\$98,443,694	\$0	\$19,120,896

FTA SECTION 5309
Fiscal Year: 2015

STIP for FY 2014-2017

Seq #	Route System	Project Number	Agency	Description	Miles	Program	Type of Work	Proposed Funds	Total	FHWA	AC	FTA	TH	Other
1615	BB	TCP-CCLRT-15	METRO TRANSIT	SECT 5309: CENTRAL CORRIDOR LIGHT RAIL TRANSIT PROJECT-NEW START FFGA 2015 APPROPRIATION	0.0	B3	GRADE AND SURFACE	FTA	103,743,388	0	0	103,743,388	0	0
1629	BB	TRF-TCMT-15AS	METRO TRANSIT	SECT 5309: SOUTHWEST CORRIDOR LIGHT RAIL TRANSIT PROJECT-NEW START FFGA 2015 APPROPRIATION	0.0	B3	GRADE AND SURFACE	FTA	200,000,000	0	0	100,000,000	0	100,000,000
									\$303,743,388	\$0	\$0	\$203,743,388	\$0	\$100,000,000

FTA SECTION 5309
Fiscal Year: 2016

STIP for FY 2014-2017

Seq #	Route System	Project Number	Agency	Description	Miles	Program	Type of Work	Proposed Funds	Total	FHWA	AC	FTA	TH	Other
1786	BB	TRF-TCMT-16AF	METRO TRANSIT	SECT 5309: SOUTHWEST CORRIDOR LIGHT RAIL TRANSIT PROJECT-NEW START FFGA 2015 APPROPRIATION	0.0	B3	GRADE AND SURFACE	FTA	200,000,000	0	0	100,000,000	0	100,000,000
									\$200,000,000	\$0	\$0	\$100,000,000	\$0	\$100,000,000

FTA SECTION 5309
Fiscal Year: 2017

STIP for FY 2014-2017

Seq #	Route System	Project Number	Agency	Description	Miles	Program	Type of Work	Proposed Funds	Total	FHWA	AC	FTA	TH	Other
1922	BB	TRF-TCMT-17Y	METRO TRANSIT	SECT 5309: SOUTHWEST CORRIDOR LIGHT RAIL TRANSIT PROJECT-NEW START FFGA 2015 APPROPRIATION	0.0	B3	GRADE AND SURFACE	FTA	200,000,000	0	0	100,000,000	0	100,000,000
									\$200,000,000	\$0	\$0	\$100,000,000	\$0	\$100,000,000

FTA SECTION 5310
Fiscal Year: 2014

STIP for FY 2014-2017

Seq #	Route System	Project Number	Agency	Description	Miles	Program	Type of Work	Proposed Funds	Total	FHWA	AC	FTA	TH	Other
2019	BB	TRF-9107-14	MNDOT	SECT 5310: GREATER MN TRANSIT CAPITAL INCLUDING SMALL URBAN, RURAL TRANSIT BUSES, BUS RELATED EQUIPMENT, MOBILITY MANAGEMENT AND ITS PROJECTS	0.0	NB	PURCHASE BUS	FTA	2,300,000	0	0	1,800,000	0	500,000
2020	BB	TRF-9110-14	MNDOT	SECT 5310: MN TRANSIT CAPITAL INCLUDING LARGE URBAN TRANSIT BUSES, BUS RELATED EQUIPMENT, MOBILITY MANAGEMENT AND TRANSIT ITS	0.0	NB	PURCHASE BUS	FTA	2,400,000	0	0	1,900,000	0	500,000
									\$4,700,000	\$0	\$0	\$3,700,000	\$0	\$1,000,000

FTA SECTION 5310
Fiscal Year: 2015

STIP for FY 2014-2017

Seq #	Route System	Project Number	Agency	Description	Miles	Program	Type of Work	Proposed Funds	Total	FHWA	AC	FTA	TH	Other
265	BB	TRF-0058-15-NA	MNDOT	SECT 5310: NEW FREEDOM RURAL FUNDS - TRI-VALLEY OPPORTUNITY COUNCIL, INC - TRAVEL TRAINING	0.0	NB	MISCELLANEOUS	FTA	130,000	0	0	104,000	0	26,000
698	BB	TRF-0034-15N	MNDOT	SECT 5310: CITY OF MOORHEAD MOBILITY MANAGER	0.0	NB	OPERATE BUS	FTA	30,000	0	0	24,000	0	6,000
2066	BB	TRF-9107-15	MNDOT	SECT 5310: GREATER MN TRANSIT CAPITAL INCLUDING SMALL URBAN, RURAL TRANSIT BUSES, BUS RELATED EQUIPMENT, MOBILITY MANAGEMENT AND ITS PROJECTS	0.0	NB	PURCHASE BUS	FTA	2,300,000	0	0	1,800,000	0	500,000
2067	BB	TRF-9110-15	MNDOT	SECT 5310: MN TRANSIT CAPITAL INCLUDING LARGE URBAN TRANSIT BUSES, BUS RELATED EQUIPMENT, MOBILITY MANAGEMENT AND TRANSIT ITS	0.0	NB	PURCHASE BUS	FTA	2,400,000	0	0	1,900,000	0	500,000
									\$4,860,000	\$0	\$0	\$3,828,000	\$0	\$1,032,000

FTA SECTION 5310
Fiscal Year: 2016

STIP for FY 2014-2017

Seq #	Route System	Project Number	Agency	Description	Miles	Program	Type of Work	Proposed Funds	Total	FHWA	AC	FTA	TH	Other
740	BB	TRF-0034-16N	MNDOT	SECT 5310: CITY OF MOORHEAD MOBILITY MANAGER	0.0	NB	OPERATE BUS	FTA	32,000	0	0	26,000	0	6,000
2104	BB	TRF-9107-16	MNDOT	SECT 5310: GREATER MN TRANSIT CAPITAL INCLUDING SMALL URBAN, RURAL TRANSIT BUSES, BUS RELATED EQUIPMENT, MOBILITY MANAGEMENT AND ITS PROJECTS	0.0	NB	PURCHASE BUS	FTA	2,300,000	0	0	1,800,000	0	500,000
2105	BB	TRF-9110-16	MNDOT	SECT 5310: MN TRANSIT CAPITAL; INCLUDING LARGE URBAN TRANSIT BUSES, BUS RELATED EQUIPMENT AND TRANSIT ITS CAPITAL	0.0	NB	PURCHASE BUS	FTA	2,400,000	0	0	1,900,000	0	500,000
									\$4,732,000	\$0	\$0	\$3,726,000	\$0	\$1,006,000

FTA SECTION 5310
Fiscal Year: 2017

STIP for FY 2014-2017

Seq #	Route System	Project Number	Agency	Description	Miles	Program	Type of Work	Proposed Funds	Total	FHWA	AC	FTA	TH	Other
777	BB	TRF-0034-17N	MNDOT	SECT 5310: CITY OF MOORHEAD MOBILITY MANAGER	0.0	NB	OPERATE BUS	FTA	32,000	0	0	25,600	0	6,400
2140	BB	TRF-9107-17	MNDOT	SECT 5310: GREATER MN TRANSIT CAPITAL: INCLUDING SMALL URBAN, RURAL TRANSIT BUSES, BUS RELATED EQUIPMENT, MOBILITY MANAGEMENT AND ITS PROJECTS	0.0	NB	PURCHASE BUS	FTA	2,300,000	0	0	1,800,000	0	500,000
2141	BB	TRF-9110-17	MNDOT	SECT 5310: MN TRANSIT CAPITAL INCLUDING LARGE URBAN TRANSIT BUSES, BUS RELATED EQUIPMENT, MOBILITY MANAGEMENT AND TRANSIT ITS	0.0	NB	PURCHASE BUS	FTA	2,400,000	0	0	1,900,000	0	500,000
									\$4,732,000	\$0	\$0	\$3,725,600	\$0	\$1,006,400

FTA SECTION 5311
Fiscal Year: 2014

STIP for FY 2014-2017

Seq #	Route System	Project Number	Agency	Description	Miles	Program	Type of Work	Proposed Funds	Total	FHWA	AC	FTA	TH	Other
2016	BB	TRF-9101-14	MNDOT	SECT 5311: GREATER MN TRANSIT OPERATING; PUBLIC TRANSIT OPERATING ASSISTANCE	0.0	OB	OPERATE BUS	FTA	39,000,000	0	0	14,900,000	0	24,100,000
2017	BB	TRF-9081-14	MNDOT	SECT 5311(F): INTER-CITY BUS PROGRAM; INVOLVES OPERATING (50%), CAPITAL VEHICLE PURCHASES (80%), CAPITAL VEHICLE REHAB (80%), MARKETING (80%) AND PILOT OPERATING (100%)	0.0	OB	OPERATE BUS	FTA	5,000,000	0	0	2,600,000	0	2,400,000
									44,000,000	\$0	\$0	\$17,500,000	\$0	\$26,500,000

FTA SECTION 5311
Fiscal Year: 2015

STIP for FY 2014-2017

Seq #	Route System	Project Number	Agency	Description	Miles	Program	Type of Work	Proposed Funds	Total	FHWA	AC	FTA	TH	Other
2063	BB	TRF-9081-15	MNDOT	SECT 5311(F): INTER-CITY BUS PROGRAM; INVOLVES OPERATING (50%), CAPITAL VEHICLE PURCHASES (80%), CAPITAL VEHICLE REHAB (80%), MARKETING (80%) AND PILOT OPERATING (100%)	0.0	OB	OPERATE BUS	FTA	5,000,000	0	0	2,600,000	0	2,400,000
2064	BB	TRF-9101-15	MNDOT	SECT 5311: GREATER MN TRANSIT OPERATING; PUBLIC TRANSIT OPERATING ASSISTANCE	0.0	OB	OPERATE BUS	FTA	41,375,100	0	0	15,200,000	0	26,175,100
									\$46,375,100	\$0	\$0	\$17,800,000	\$0	\$28,575,100

FTA SECTION 5311
Fiscal Year: 2016

STIP for FY 2014-2017

Seq #	Route System	Project Number	Agency	Description	Miles	Program	Type of Work	Proposed Funds	Total	FHWA	AC	FTA	TH	Other
2101	BB	TRF-9081-16	MNDOT	SECT 5311(F): INTER-CITY BUS PROGRAM: INVOLVES OPERATING (50%), CAPITAL VEHICLE PURCHASES (80%), CAPITAL VEHICLE REHAB (80%), MARKETING (80%) AND PILOT OPERATING (100%)	0.0	OB	OPERATE BUS	FTA	5,150,000	0	0	2,600,000	0	2,550,000
2102	BB	TRF-9101-16	MNDOT	SECT 5311: GREATER MN TRANSIT OPERATING; AND PUBLIC TRANSIT OPERATING ASSISTANCE	0.0	OB	OPERATE BUS	FTA	40,170,000	0	0	15,200,000	0	24,970,000
									45,320,000	\$0	\$0	\$17,800,000	\$0	\$27,520,000

FTA SECTION 5311
Fiscal Year: 2017

STIP for FY 2014-2017

Seq #	Route System	Project Number	Agency	Description	Miles	Program	Type of Work	Proposed Funds	Total	FHWA	AC	FTA	TH	Other
2138	BB	TRF-9101-17	MNDOT	SECT 5311: GREATER MN TRANSIT OPERATING; AND PUBLIC TRANSIT OPERATING ASSISTANCE	0.0	OB	OPERATE BUS	FTA	42,616,353	0	0	15,200,000	0	27,416,353
2142	BB	TRF-9801-17	MNDOT	SECT 5311 (F): INTER-CITY BUS PROGRAM; INVOLVES OPERATING (50%), CAPITAL VEHICLE PURCHASES (80%), CAPITAL VEHICLE REHAB (80%), MARKETING (80%) AND PILOT OPERATING (100%)	0.0	OB	OPERATE BUS	FTA	5,150,000	0	0	2,600,000	0	2,550,000
									47,766,353	\$0	\$0	\$17,800,000	\$0	\$29,966,353

FTA SECTION 5316
Fiscal Year: 2014

STIP for FY 2014-2017

Seq #	Route System	Project Number	Agency	Description	Miles	Program	Type of Work	Proposed Funds	Total	FHWA	AC	FTA	TH	Other
5	BB	TRF-0005-14-JA	MNDOT	SECT 5316: ARROWHEAD ECONOMIC OPPORTUNITY AGENCY INC,- RURAL RIDES OPERATING	0.0	JA	OPERATE BUS	FTA	240,000	0	0	120,000	0	120,000
6	BB	TRF-0005-14-JB	MNDOT	SECT 5316: ARROWHEAD ECONOMIC OPPORTUNITY AGENCY INC,- RURAL RIDES-MOBILITY MANAGEMENT	0.0	JA	OPERATE BUS	FTA	225,000	0	0	180,000	0	45,000
7	BB	TRF-0016-14-JA	DULUTH TRANSIT AUTHORITY	SECT 5316: JARS URBAN OPERATING FUNDS FOR DULUTH TRANSIT AUTHORITY	0.0	JA	OPERATE BUS	FTA	383,000	0	0	191,500	0	191,500
226	BB	TRF-0058-14-JA	MNDOT	SECT 5316: JARC RURAL FUNDS - TRI-VALLEY OPPORTUNITY COUNCIL, INC - 3 RURAL BUS ROUTES	0.0	JA	MISCELLANEOUS	FTA	150,000	0	0	75,000	0	75,000
									\$998,000	\$0	\$0	\$566,500	\$0	\$431,500

FTA SECTION 5316
Fiscal Year: 2015

STIP for FY 2014-2017

Seq #	Route System	Project Number	Agency	Description	Miles	Program	Type of Work	Proposed Funds	Total	FHWA	AC	FTA	TH	Other
264	BB	TRF-0058-15-JA	MNDOT	SECT 5316: JARC RURAL FUNDS - TRI-VALLEY OPPORTUNITY COUNCIL, INC - 3 RURAL BUS ROUTES	0.0	JA	MISCELLANEOUS	FTA	150,000	0	0	75,000	0	75,000
									\$150,000	\$0	\$0	\$75,000	\$0	\$75,000

FTA SECTION 5317
Fiscal Year: 2014

STIP for FY 2014-2017

Seq #	Route System	Project Number	Agency	Description	Miles	Program	Type of Work	Proposed Funds	Total	FHWA	AC	FTA	TH	Other
227	BB	TRF-0058-14-NA	MNDOT	SECT 5317: NEW FREEDOM RURAL FUNDS - TRI-VALLEY OPPORTUNITY COUNCIL, INC - TRAVEL TRAINING	0.0	NF	MISCELLANEOUS	FTA	130,000	0	0	104,000	0	26,000
390	BB	TRF-0057-14-NA	MNDOT	SECT 5317: NEW FREEDOM RURAL FUNDS - TRI-COUNTY ACTIONS PROGRAMS, INC - MOBILITY MANAGEMENT	0.0	NF	BUS GRANT	FTA	87,500	0	0	70,000	0	17,500
391	BB	TRF-0057-14-NB	MNDOT	SECT 5317: NEW FREEDOM RURAL FUNDS - TRI-COUNTY ACTIONS PROGRAMS, INC - MOBILITY MANAGEMENT	0.0	NF	BUS GRANT	FTA	190,000	0	0	95,000	0	95,000
645	BB	TRF-0034-14N	MNDOT	SECT 5310: CITY OF MOORHEAD MOBILITY MANAGER	0.0	NF	OPERATE BUS	FTA	30,000	0	0	24,000	0	6,000
1058	BB	TRF-0021-14-NA	MNDOT	SECT 5317: NEW FREEDOM RURAL FUNDS - VINE FAITH IN ACTION - MOBILITY MANAGEMENT	0.0	NF	OPERATE BUS	FTA	57,500	0	0	46,000	0	11,500
1059	BB	TRF-0021-14-NB	MNDOT	SECT 5317: NEW FREEDOM RURAL FUNDS - VINE FAITH IN ACTION - RIDE COORDINATION	0.0	NF	OPERATE BUS	FTA	66,000	0	0	33,000	0	33,000
1060	BB	TRF-0021-14-JA	MNDOT	SECT 5317: NEW FREEDOM RURAL FUNDS - VINE FAITH IN ACTION - RIDES TO WORK PROGRAM	0.0	NF	OPERATE BUS	FTA	100,000	0	0	50,000	0	50,000
									\$661,000	\$0	\$0	\$422,000	\$0	\$239,000

FTA SECTION 5317
Fiscal Year: 2015

STIP for FY 2014-2017

Seq #	Route System	Project Number	Agency	Description	Miles	Program	Type of Work	Proposed Funds	Total	FHWA	AC	FTA	TH	Other
1110	BB	TRF-0021-15-NA	MNDOT	SECT 5317: NEW FREEDOM RURAL FUNDS - VINE FAITH IN ACTION - MOBILITY MANAGEMENT	0.0	NF	OPERATE BUS	FTA	57,500	0	0	46,000	0	11,500
1111	BB	TRF-0021-15-NB	MNDOT	SECT 5317: NEW FREEDOM RURAL FUNDS - VINE FAITH IN ACTION - RIDE COORDINATION	0.0	NF	OPERATE BUS	FTA	66,000	0	0	33,000	0	33,000
1112	BB	TRF-0021-15-JA	MNDOT	SECT 5317: NEW FREEDOM RURAL FUNDS - VINE FAITH IN ACTION - RIDES TO WORK PROGRAM	0.0	NF	OPERATE BUS	FTA	100,000	0	0	50,000	0	50,000
									\$223,500	\$0	\$0	\$129,000	\$0	\$94,500

FTA SECTION 5337
Fiscal Year: 2014

STIP for FY 2014-2017

Seq #	Route System	Project Number	Agency	Description	Miles	Program	Type of Work	Proposed Funds	Total	FHWA	AC	FTA	TH	Other
1420	BB	TRF-TCMT-14AS	MET COUNCIL-MT	SECT 5337: TWIN CITIES MET COUNCIL MT-LRV EQUIPMENT & TECHNOLOGY, WIRELESS VIDEO, TRAIN OPERATOR DISPLAYS, HOIST REPLACEMENT & LRT CORRIDOR CAMERAS	0.0	GR	BUS GRANT CAPITAL IMPROVEMENT	FTA	1,000,000	0	0	800,000	0	200,000
1425	BB	TRF-TCMT-14AX	MET COUNCIL-MT	SECT 5337: FIXED GUIDEWAY: TWIN CITIES MET COUNCIL MT-LRT ASSOCIATED CAPITAL MAINTENANCE & TRACK MODIFICATIONS	0.0	GR	BUS GRANT CAPITAL IMPROVEMENT	FTA	1,050,000	0	0	840,000	0	210,000
									\$2,050,000	\$0	\$0	\$1,640,000	\$0	\$410,000

FTA SECTION 5337
Fiscal Year: 2015

STIP for FY 2014-2017

Seq #	Route System	Project Number	Agency	Description	Miles	Program	Type of Work	Proposed Funds	Total	FHWA	AC	FTA	TH	Other
1620	BB	TRF-TCMT-15AH	MET COUNCIL-MT	SECT 5337: TWIN CITIES MET COUNCIL MT-OVERHAUL LIGHT RAIL VEHICLES & ASSOCIATED LRV EQUIPMENT	0.0	GR	BUS GRANT CAPITAL IMPROVEMENT	FTA	2,379,103	0	0	1,903,282	0	475,821
1621	BB	TRF-TCMT-15AJ	MET COUNCIL-MT	SECT 5337: TWIN CITIES MET COUNCIL MT-LRV EQUIPMENT & TECHNOLOGY, WIRELESS VIDEO, TRAIN OPERATOR DISPLAYS, HOIST REPLACEMENT	0.0	GR	BUS GRANT CAPITAL IMPROVEMENT	FTA	700,000	0	0	560,000	0	140,000
									\$3,079,103	\$0	\$0	\$2,463,282	\$0	\$615,821

FTA SECTION 5337
Fiscal Year: 2016

STIP for FY 2014-2017

Seq #	Route System	Project Number	Agency	Description	Miles	Program	Type of Work	Proposed Funds	Total	FHWA	AC	FTA	TH	Other
1783	BB	TRF-TCMT-16AC	MET COUNCIL-MT	SECT 5337: TWIN CITIES MET COUNCIL MT-CCLRT FACILITY MODIFICATIONS	0.0	GR	BUS GRANT CAPITAL IMPROVEMENT	FTA	250,000	0	0	200,000	0	50,000
1800	BB	TRF-TCMT-16X	MET COUNCIL-MT	SECT 5337: TWIN CITIES MET COUNCIL MT-OVERHAUL LIGHT RAIL VEHICLES & ASSOCIATED LRV EQUIPMENT	0.0	GR	BUS GRANT CAPITAL IMPROVEMENT	FTA	7,450,000	0	0	5,960,000	0	1,490,000
1801	BB	TRF-TCMT-16Y	MET COUNCIL-MT	SECT 5337: TWIN CITIES MET COUNCIL MT-LRV EQUIPMENT & TECHNOLOGY, TRAIN OPERATOR DISPLAYS, HOIST REPLACEMENT	0.0	GR	BUS GRANT CAPITAL IMPROVEMENT	FTA	550,000	0	0	440,000	0	110,000
									\$8,250,000	\$0	\$0	\$6,600,000	\$0	\$1,650,000

FTA SECTION 5337
Fiscal Year: 2017

STIP for FY 2014-2017

Seq #	Route System	Project Number	Agency	Description	Miles	Program	Type of Work	Proposed Funds	Total	FHWA	AC	FTA	TH	Other
1901	BB	TRF-TCMT-17B	MET COUNCIL-MT	SECT 5337: TWIN CITIES MET COUNCIL MT-CCLRT FACILITY MODIFICATIONS	0.0	GR	BUS GRANT CAPITAL IMPROVEMENT	FTA	250,000	0	0	200,000	0	50,000
1916	BB	TRF-TCMT-17S	MET COUNCIL-MT	SECT 5337: TWIN CITIES MET COUNCIL MT-OVERHAUL LIGHT RAIL VEHICLES & ASSOCIATED LRV EQUIPMENT	0.0	GR	BUS GRANT CAPITAL IMPROVEMENT	FTA	7,630,979	0	0	6,104,783	0	1,526,196
1917	BB	TRF-TCMT-17T	MET COUNCIL-MT	SECT 5337: TWIN CITIES MET COUNCIL MT-LRV EQUIPMENT & TECHNOLOGY, HOIST REPLACEMENT	0.0	GR	BUS GRANT CAPITAL IMPROVEMENT	FTA	250,000	0	0	200,000	0	50,000
									\$8,130,979	\$0	\$0	\$6,504,783	\$0	\$1,626,196

FTA SECTION 5339
Fiscal Year: 2014

STIP for FY 2014-2017

Seq #	Route System	Project Number	Agency	Description	Miles	Program	Type of Work	Proposed Funds	Total	FHWA	AC	FTA	TH	Other
2018	BB	TRF-9106-14	MNDOT	SECT 5339: GREATER MN TRANSIT CAPITAL, INCLUDING TRANSIT BUSES AND BUS RELATED EQUIPMENT, TRANSIT FACILITIES AND TRANSIT ITS CAPITAL	0.0	BB	CAPITAL	FTA	2,375,000	0	0	1,900,000	0	475,000
									\$2,375,000	\$0	\$0	\$1,900,000	\$0	\$475,000

FTA SECTION 5339
Fiscal Year: 2015

STIP for FY 2014-2017

Seq #	Route System	Project Number	Agency	Description	Miles	Program	Type of Work	Proposed Funds	Total	FHWA	AC	FTA	TH	Other
2065	BB	TRF-9106-15	MNDOT	SECT 5339: GREATER MN TRANSIT CAPITAL, BUS RELATED EQUIPMENT, TRANSIT FACILITIES AND TRANSIT ITS CAPITAL	0.0	BB	CAPITAL	FTA	2,375,000	0	0	1,900,000	0	475,000
									\$2,375,000	\$0	\$0	\$1,900,000	\$0	\$475,000

FTA SECTION 5339
Fiscal Year: 2016

STIP for FY 2014-2017

Seq #	Route System	Project Number	Agency	Description	Miles	Program	Type of Work	Proposed Funds	Total	FHWA	AC	FTA	TH	Other
2103	BB	TRF-9106-16	MNDOT	SECT 5339: GREATER MN TRANSIT CAPITAL, INCLUDING TRANSIT BUSES, BUS RELATED EQUIPMENT, TRANSIT FACILITIES AND TRANSIT ITS CAPITAL	0.0	BB	CAPITAL	FTA	2,375,000	0	0	1,900,000	0	475,000
									\$2,375,000	\$0	\$0	\$1,900,000	\$0	\$475,000

FTA SECTION 5339
Fiscal Year: 2017

STIP for FY 2014-2017

Seq #	Route System	Project Number	Agency	Description	Miles	Program	Type of Work	Proposed Funds	Total	FHWA	AC	FTA	TH	Other
2139	BB	TRF-9106-17	MNDOT	SECT 5339: GREATER MN TRANSIT CAPITAL, INCLUDING TRANSIT BUSES, BUS RELATED EQUIPMENT, TRANSIT FACILITIES AND TRANSIT ITS CAPITAL	0.0	BB	CAPITAL	FTA	2,375,000	0	0	1,900,000	0	475,000
									\$2,375,000	\$0	\$0	\$1,900,000	\$0	\$475,000

FHWA TRANST
Fiscal Year: 2014

STIP for FY 2014-2017

Seq #	Route System	Project Number	Agency	Description	Miles	Program	Type of Work	Proposed Funds	Total	FHWA	AC	FTA	TH	Other
8	BB	TRS-0005-14	MNDOT	ARROWHEAD TRANSIT-PURCHASE 9 BUSES - (CLASS 500)	0.0	TR	PURCHASE BUS	STP	1,134,000	907,200	0	0	0	226,800
9	BB	TRS-0016-14	DULUTH TRANSIT AUTHORITY	DTA-PURCHASE 10 BUSES TOTAL, 5 WILL BE HYBRID (CLASS 700)	0.0	TR	PURCHASE BUS	STP	5,616,000	1,500,000	0	0	0	4,116,000
228	BB	TRS-0006-14	MNDOT	PAUL BUNYAN TRANSIT - PURCHASE 1 BUS (400-G) AND BUS RELATED EQUIPMENT	0.0	TR	PURCHASE BUS	STP	76,000	60,800	0	0	0	15,200
229	BB	TRS-0058-14	MNDOT	TRI-VALLEY TRANSIT - PURCHASE 2 BUSES (400-G) AND BUS RELATED EQUIPMENT	0.0	TR	PURCHASE BUS	STP	152,000	121,600	0	0	0	30,400
230	BB	TRS-1010-14	MNDOT	HUBBARD CO - PURCHASE 1 BUS (400-G) AND BUS RELATED EQUIPMENT	0.0	TR	PURCHASE BUS	STP	76,000	60,800	0	0	0	15,200
231	BB	TRS-3084-14	MNDOT	ROSEAU CO TRANSIT - PURCHASE 1 BUS (400-G) AND BUS RELATED EQUIPMENT	0.0	TR	PURCHASE BUS	STP	76,000	60,800	0	0	0	15,200
387	BB	TRS-0042-14	MNDOT	CITY OF PINE RIVER, PURCHASE ONE BUS (CLASS 300)	0.0	TR	PURCHASE BUS	STP	62,000	49,600	0	0	0	12,400
388	BB	TRS-0055-14	MNDOT	RIVER RIDER, PURCHASE THREE BUSES (CLASS 400)	0.0	TR	PURCHASE BUS	STP	228,000	182,400	0	0	0	45,600
389	BB	TRS-0057-14	MNDOT	TRI-CAP, PURCHASE ONE BUS	0.0	TR	PURCHASE BUS	STP	76,000	60,800	0	0	0	15,200
392	BB	TRS-3449-14	MNDOT	CITY OF BRAINERD, PURCHASE ONE BUS	0.0	TR	PURCHASE BUS	STP	76,000	60,800	0	0	0	15,200
393	BB	TRS-7068-14	MNDOT	ISANTI CO, PURCHASE ONE BUS	0.0	TR	PURCHASE BUS	STP	76,000	60,800	0	0	0	15,200
394	BB	TRS-9058-14	MNDOT	KANABEC COUNTY, PURCHASE ONE BUS	0.0	TR	PURCHASE BUS	STP	76,000	60,800	0	0	0	15,200
647	BB	TRS-1131-14	MNDOT	PRODUCTIVE ALTERNATIVES, PURCHASE 3 BUSES (CLASS 400) AND BUS RELATED EQUIPMENT	0.0	TR	PURCHASE BUS	STP	210,000	168,000	0	0	0	42,000
648	BB	TRS-7067-14	MNDOT	RAINBOW RIDER, PURCHASE 3 BUSES (CLASS 400) AND BUS RELATED EQUIPMENT	0.0	TR	PURCHASE BUS	STP	210,000	168,000	0	0	0	42,000
649	BB	TRS-7318-14	MNDOT	BECKER COUNTY, PURCHASE 1 BUS (CLASS 400) AND BUS RELATED EQUIPMENT	0.0	TR	PURCHASE BUS	STP	70,000	56,000	0	0	0	14,000
819	BB	TRS-0001-14	MNDOT	CVS - PURCHASE 1 BUS (CLASS 400)	0.0	TR	PURCHASE BUS	STP	76,000	60,800	0	0	0	15,200
820	BB	TRS-0001-14A	STEELE COUNTY	PURCHASE 1 BUS (CLASS 400)	0.0	TR	PURCHASE BUS	STP	76,000	60,800	0	0	0	15,200
821	BB	TRS-0047-14	ROCHESTER	ROCHESTER RR - PURCHASE 1 BUS (CLASS 700)	0.0	TR	PURCHASE BUS	STP	412,000	297,000	0	0	0	115,000
822	BB	TRS-0065-14	MNDOT	CITY OF WINONA - PURCHASE 2 BUSES (CLASS 600)	0.0	TR	PURCHASE BUS	STP	416,000	332,800	0	0	0	83,200

Seq #	Route System	Project Number	Agency	Description	Miles	Program	Type of Work	Proposed Funds	Total	FHWA	AC	FTA	TH	Other
823	BB	TRS-1977-14	MNDOT	SEMCAC - PURCHASE 1 BUS (CLASS 400)	0.0	TR	PURCHASE BUS	STP	76,000	60,800	0	0	0	15,200
824	BB	TRS-7284-14A	THREE RIVERS	THREE RIVERS - PURCHASE 1 BUS (CLASS 400) - CITY OF NORTHFIELD	0.0	TR	PURCHASE BUS	STP	76,000	60,800	0	0	0	15,200
825	BB	TRS-7284-14	THREE RIVERS	THREE RIVERS - PURCHASE 1 BUS (CLASS 400)	0.0	TR	PURCHASE BUS	STP	76,000	60,800	0	0	0	15,200
1062	BB	TRS-0025-14	MNDOT	CITY OF LE SUEUR PURCHASE 1 BUS (CLASS 400)	0.0	TR	PURCHASE BUS	STP	70,000	56,000	0	0	0	14,000
1063	BB	TRS-0046-14	MNDOT	MARTIN COUNTY PURCHASE 1 BUS (CLASS 400)	0.0	TR	PURCHASE BUS	STP	70,000	56,000	0	0	0	14,000
1064	BB	TRS-0083-14	MNDOT	WATONWAN COUNTY PURCHASE 1 BUS (CLASS 400)	0.0	TR	PURCHASE BUS	STP	70,000	56,000	0	0	0	14,000
1065	BB	TRS-0280-14	MNDOT	BROWN COUNTY PURCHASE 1 BUS (CLASS 400)	0.0	TR	PURCHASE BUS	STP	70,000	56,000	0	0	0	14,000
1066	BB	TRS-2496-14	MNDOT	CITY OF ST PETER PURCHASE 1 BUS (CLASS 400)	0.0	TR	PURCHASE BUS	STP	70,000	56,000	0	0	0	14,000
1067	BB	TRS-3331-14	MNDOT	ROCK COUNTY PURCHASE 1 BUS (CLASS 400)	0.0	TR	PURCHASE BUS	STP	76,000	60,800	0	0	0	15,200
1221	BB	TRS-0026-14	MNDOT	LINCOLN CO, PURCHASE 1 BUS (CLASS 400) AND BUS RELATED EQUIPMENT	0.0	TR	PURCHASE BUS	STP	74,000	59,200	0	0	0	14,800
1222	BB	TRS-1738-14	MNDOT	PRAIRIE FIVE, PURCHASE 1 BUS (CLASS 400) AND BUS RELATED EQUIPMENT	0.0	TR	PURCHASE BUS	STP	74,000	59,200	0	0	0	14,800
1223	BB	TRS-2387-14	MNDOT	WESTERN COMMUNITY ACTION, PURCHASE 2 BUSES (CLASS 400) AND BUS RELATED EQUIPMENT	0.0	TR	PURCHASE BUS	STP	148,000	118,400	0	0	0	29,600
1224	BB	TRS-3301-14A	MNDOT	TRAILBLAZER, PURCHASE 4 BUSES (CLASS 400) AND BUS RELATED EQUIPMENT	0.0	TR	PURCHASE BUS	STP	296,000	236,800	0	0	0	59,200
1225	BB	TRS-3312-14	MNDOT	ECUMEN/AUGUSTANA LUTHERAN HOMES, INC, PURCHASE 1 BUS (CLASS 400) AND BUS RELATED EQUIPMENT	0.0	TR	PURCHASE BUS	STP	74,000	59,200	0	0	0	14,800
1226	BB	TRS-3316-14	MNDOT	PIPESTONE CO, PURCHASE 1 BUS (CLASS 400) AND BUS RELATED EQUIPMENT	0.0	TR	PURCHASE BUS	STP	74,000	59,200	0	0	0	14,800
1227	BB	TRS-3339-14	MNDOT	RENVILLE CO, PURCHASE 1 BUS (CLASS 400) AND BUS RELATED EQUIPMENT	0.0	TR	PURCHASE BUS	STP	74,000	59,200	0	0	0	14,800
1228	BB	TRS-7340-14	MNDOT	KANDIYOHI CO, PURCHASE 1 BUS (CLASS 400) AND BUS RELATED EQUIPMENT	0.0	TR	PURCHASE BUS	STP	74,000	59,200	0	0	0	14,800
1442	BB	TRS-7068-14A	MNDOT	HEARTLAND EXPRESS-PURCHASE CLASS 400 BUS	0.0	TR	PURCHASE BUS	STP	72,000	57,600	0	0	0	14,400

FHWA TRANST
Fiscal Year: 2014

STIP for FY 2014-2017

Seq #	Route System	Project Number	Agency	Description	Miles	Program	Type of Work	Proposed Funds	Total	FHWA	AC	FTA	TH	Other
1443	BB	TRS-TCMT-10B	MET COUNCIL-MT	CMAQ: PURCHASE 6 ARTIC BUSES & RELATED SPARE PARTS & EQUIPMENT FOR EXPANDED WEEKDAY SERVICE ON RTE 673, MINNETONKA & MPLS	0.0	TR	BUS GRANT CAPITAL IMPROVEMENT	CMAQ	3,402,600	2,722,080	0	0	0	680,520
1444	BB	TRS-TCMT-11B	SOUTHWEST TRANSIT	CMAQ: PURCHASE 15 BUSES FOR EXPRESS SERVICE	0.0	TR	BUS GRANT CAPITAL IMPROVEMENT	CMAQ	8,250,000	6,600,000	0	0	0	1,650,000
1445	BB	TRS-TCMT-13H	CITY OF CARVER	CMAQ:AT SW QUADRANT OF INTERSECTION OF TH 212 & CARVER CSAH 11-SERVICE BETWEEN CARVER & DOWNTOWN MPLS/U OF M & DEMONSTRATION EXPRESS BUS SERVICE FOR THREE YEARS	0.0	TR	OPERATE BUS	CMAQ	1,032,750	826,200	0	0	0	206,550
1446	BB	TRS-TCMT-14	MVTA	CMAQ: PURCHASE FIVE, 45-FOOT OVER-THE-ROAD COACH BUSES & FUND STARTUP SERVICE BETWEEN SOUTH METRO & DOWNTOWN ST. PAUL ALONG I-35E, TH 13 & OTHER ROADWAYS	0.0	TR	PURCHASE BUS	CMAQ	3,120,000	2,496,000	0	0	0	624,000
1447	LOCAL 999	TRS-TCMT-14A	MET COUNCIL-MT	CMAQ: CENTRAL CORRIDOR OPERATING COSTS ON UNIVERSITY AVE BETWEEN DOWNTOWN MPLS & DOWNTOWN ST. PAUL	0.0	TR	OPERATE BUS	CMAQ	13,839,259	7,000,000	0	0	0	6,839,259
1448	LOCAL 999	TRS-TCMT-14C	MET COUNCIL-MT	CMAQ TDM: ACTIVITIES TO REDUCE SOV USE BY VAN POOLS, CAR POOL & RIDE MATCHING PROGRAMS, MARKETING, TRANSIT RIDERSHIP INCENTIVES BY SUPPORTING SEVERAL TRANSPORTATION MANAGEMENT ORGANIZATIONS.	0.0	TM	PLANNING	CMAQ	4,375,000	3,500,000	0	0	0	875,000
1449	I 94	TRS-TCMT-14F	MET COUNCIL-MT	CMAQ: ON I 94 NEAR MANNING AVE IN LAKE ELMO-FOUR 60 FT BUSES FOR EXPRESS SERVICE	0.0	TR	PURCHASE BUS	CMAQ	2,794,500	2,235,600	0	0	0	558,900
1450	I 94	TRS-TCMT-14G	MET COUNCIL-MT	CMAQ: ON I 94 NEAR MANNING AVE IN LAKE ELMO- EXPRESS SERVICE FOR 3 YEARS	0.0	TR	BUS GRANT CAPITAL IMPROVEMENT	CMAQ	958,117	766,494	0	0	0	191,623
2021	BB	TRS-9100-14T	MNDOT	STP-GREATER MN TRANSIT CAPITAL; INCLUDING TRANSIT BUSES, AND BUS RELATED EQUIPMENT, TRANSIT FACILITIES AND TRANSIT ITS CAPITAL	0.0	TR	PURCHASE BUS	STP	1,250,000	1,000,000	0	0	0	250,000
									\$49,830,226	\$32,767,374	\$0	\$0	\$0	\$17,062,852

Seq #	Route System	Project Number	Agency	Description	Miles	Program	Type of Work	Proposed Funds	Total	FHWA	AC	FTA	TH	Other
70	BB	TRS-0005-15	MNDOT	ARROWHEAD TRANSIT-PURCHASE 6 BUSES - (CLASS 500)	0.0	TR	PURCHASE BUS	STP	852,000	681,600	0	0	0	170,400
266	BB	TRS-0058-15	MNDOT	TRI-VALLEY TRANSIT - PURCHASE 2 BUSES (400-G) AND BUS RELATED EQUIPMENT	0.0	TR	PURCHASE BUS	STP	156,000	124,800	0	0	0	31,200
267	BB	TRS-1010-15	MNDOT	HUBBARD CO - PURCHASE 1 BUS (400-G) AND BUS RELATED EQUIPMENT	0.0	TR	PURCHASE BUS	STP	78,000	62,400	0	0	0	15,600
268	BB	TRS-2487-15	MNDOT	CITY OF FOSSTON - PURCHASE 1 BUS (400-G) AND BUS RELATED EQUIPMENT	0.0	TR	PURCHASE BUS	STP	78,000	62,400	0	0	0	15,600
269	BB	TRS-3084-15	MNDOT	ROSEAU CO - PURCHASE 1 BUS (400-G) AND BUS RELATED EQUIPMENT	0.0	TR	PURCHASE BUS	STP	78,000	62,400	0	0	0	15,600
471	BB	TRS-0048-15	METRO BUS	ST CLOUD METRO BUS PURCHASE 3 SMALL BUSES	0.0	TR	PURCHASE BUS	STP	480,000	320,000	0	0	0	160,000
472	BB	TRS-0055-15	MNDOT	RIVER RIDER TRANSIT, PURCHASE ONE BUS (CLASS 400)	0.0	TR	PURCHASE BUS	STP	78,000	62,400	0	0	0	15,600
473	BB	TRS-0057-15	MNDOT	TRI-CAP TRANSIT, PURCHASE OF ONE BUS (CLASS 400)	0.0	TR	PURCHASE BUS	STP	78,000	62,400	0	0	0	15,600
474	BB	TRS-3449-15	MNDOT	BRAINERD/CROW WING COUNTY PUBLIC TRANSIT, PURCHASE ONE BUS (CLASS 400)	0.0	TR	PURCHASE BUS	STP	78,000	62,400	0	0	0	15,600
475	BB	TRS-7067-15	MNDOT	RAINBOW RIDER PUBLIC TRANSIT, PURCHASE ONE BUS (CLASS 400)	0.0	TR	PURCHASE BUS	STP	78,000	62,400	0	0	0	15,600
476	BB	TRS-7068-15	MNDOT	ISANTI HEARTLAND EXPRESS, PURCHASE ONE BUS (CLASS 400)	0.0	TR	PURCHASE BUS	STP	78,000	62,400	0	0	0	15,600
699	BB	TRS-0007-15	MNDOT	CITY OF BENSON, PURCHASE BUS (CLASS 400) AND BUS RELATED EQUIPMENT	0.0	TR	PURCHASE BUS	STP	72,000	57,600	0	0	0	14,400
700	BB	TRS-0027-15	MNDOT	CITY OF MORRIS, PURCHASE BUS (CLASS 400) AND BUS RELATED EQUIPMENT	0.0	TR	PURCHASE BUS	STP	72,000	57,600	0	0	0	14,400
701	BB	TRS-1131-15	MNDOT	PRODUCTIVE ALTERNATIVES, PURCHASE 2 BUSES (CLASS 400) AND BUS RELATED EQUIPMENT	0.0	TR	PURCHASE BUS	STP	144,000	115,200	0	0	0	28,800
702	BB	TRS-7067-15	MNDOT	RAINBOW RIDER, PURCHASE 5 BUSES (CLASS 400) AND BUS RELATED EQUIPMENT	0.0	TR	PURCHASE BUS	STP	360,000	288,000	0	0	0	72,000
899	BB	TRS- 0001-15	MOWER COUNTY	CVS - PURCHASE 1 BUS (CLASS 400)	0.0	TR	PURCHASE BUS	STP	78,000	62,400	0	0	0	15,600
900	BB	TRS-0001-15	MOWER COUNTY	CVS - PURCHASE 1 BUS (CLASS 400)	0.0	TR	PURCHASE BUS	STP	78,000	62,400	0	0	0	15,600
901	BB	TRS-0047-15	ROCHESTER	ROCHESTER RR - PURCHASE 2 BUSES (CLASS 700)	0.0	TR	PURCHASE BUS	STP	848,000	620,000	0	0	0	228,000

Seq #	Route System	Project Number	Agency	Description	Miles	Program	Type of Work	Proposed Funds	Total	FHWA	AC	FTA	TH	Other
902	BB	TRS-1977-15	MNDOT	SEMCAC - PURCHASE 1 BUS (CLASS 400)	0.0	TR	PURCHASE BUS	STP	78,000	62,400	0	0	0	15,600
903	BB	TRS-7284-15	THREE RIVERS	THREE RIVERS - PURCHASE 1 BUS (CLASS 400)	0.0	TR	PURCHASE BUS	STP	78,000	62,400	0	0	0	15,600
1114	BB	TRS-0046-15	MNDOT	MARTIN COUNTY PURCHASE 1 BUS (CLASS 400)	0.0	TR	PURCHASE BUS	STP	78,000	62,400	0	0	0	15,600
1115	BB	TRS-0280-15	MNDOT	BROWN COUNTY PURCHASE 1 BUS (CLASS 400)	0.0	TR	PURCHASE BUS	STP	72,000	57,600	0	0	0	14,400
1116	BB	TRS-2496-15	MNDOT	CITY OF ST PETER PURCHASE 1 BUS (CLASS 400)	0.0	TR	PURCHASE BUS	STP	72,000	57,600	0	0	0	14,400
1281	BB	TRS-0026-15	MNDOT	LINCOLN CO, PURCHASE 1 BUS (CLASS 400) AND BUS RELATED EQUIPMENT	0.0	TR	PURCHASE BUS	STP	76,000	60,800	0	0	0	15,200
1282	BB	TRS-1738-15	MNDOT	PRAIRIE FIVE, PURCHASE 1 BUS (CLASS 400) AND BUS RELATED EQUIPMENT	0.0	TR	PURCHASE BUS	STP	76,000	60,800	0	0	0	15,200
1283	BB	TRS-2387-15	MNDOT	WESTERN COMMUNITY ACTION, PURCHASE 2 BUSES (CLASS 400) AND BUS RELATED EQUIPMENT	0.0	TR	PURCHASE BUS	STP	152,000	121,600	0	0	0	30,400
1284	BB	TRS-3301-15	MNDOT	TRAILBLAZER, PURCHASE 4 BUSES (CLASS 400) AND BUS RELATED EQUIPMENT	0.0	TR	PURCHASE BUS	STP	304,000	243,200	0	0	0	60,800
1285	BB	TRS-3325-15	MNDOT	MURRAY CO, PURCHASE 1 BUS (CLASS 400) AND BUS RELATED EQUIPMENT	0.0	TR	PURCHASE BUS	STP	76,000	60,800	0	0	0	15,200
1286	BB	TRS-7340-15	MNDOT	KANDIYOHI CO, PURCHASE 1 BUS (CLASS 400) AND BUS RELATED EQUIPMENT	0.0	TR	PURCHASE BUS	STP	76,000	60,800	0	0	0	15,200
1642	BB	TRS-7068-15A	MNDOT	HEARTLAND EXPRESS-PURCHASE CLASS 400 BUS	0.0	TR	PURCHASE BUS	STP	76,000	60,800	0	0	0	15,200
1643	LOCAL 999	TRS-TCMT-15	MET COUNCIL-MT	CMAQ TDM: ACTIVITIES TO REDUCE SOV USE BY VAN POOLS, CAR POOL & RIDE MATCHING PROGRAMS, MARKETING, TRANSIT RIDERSHIP INCENTIVES BY SUPPORTING SEVERAL TRANSPORTATION MANAGEMENT ORGANIZATIONS.	0.0	TM	PLANNING	CMAQ	4,375,000	3,500,000	0	0	0	875,000
1644	BB	TRS-TCMT-15A	METRO TRANSIT	CMAQ: PURCHASE FIVE BUSES AND TECHNOLOGY IMPROVEMENTS FOR LIMITED STOP SERVICE ON SNELLING AVENUE IN ROSEVILLE AND ST PAUL, FORD PARKWAY IN ST PAUL, AND 46TH STREET IN MPLS	0.0	TR	PURCHASE BUS	CMAQ	3,709,150	2,967,320	0	0	0	741,830
1645	BB	TRS-TCMT-15B	METRO TRANSIT	CMAQ: SERVICE DEMONSTRATION FOR LIMITED STOP SERVICE ON SNELLING AVE IN ROSEVILLE AND ST PAUL, FORD PARKWAY IN ST PAUL, AND 46TH ST IN MPLS	0.0	TR	OPERATE BUS	CMAQ	4,332,691	3,466,153	0	0	0	866,538

FHWA TRANST
Fiscal Year: 2015

STIP for FY 2014-2017

Seq #	Route System	Project Number	Agency	Description	Miles	Program	Type of Work	Proposed Funds	Total	FHWA	AC	FTA	TH	Other
1646	BB	TRS-TCMT-15C	SHAKOPEE	CMAQ: PURCHASE 3 COACH BUSES FOR EXPRESS BUS SERVICE FROM MARSHALL ROAD TRANSIT STATION TO THE U OF M	0.0	TR	PURCHASE BUS	CMAQ	1,800,000	1,440,000	0	0	0	360,000
1647	BB	TRS-TCMT-15D	SHAKOPEE	CMAQ: THREE YEARS OF STARTUP OPERATING FUNDS FOR EXPRESS BUS SERVICE FROM MARSHALL ROAD TRANSIT STATION TO THE U OF M	0.0	TR	OPERATE BUS	CMAQ	1,600,533	1,280,426	0	0	0	320,107
1648	BB	TRS-TCMT-15E	METRO TRANSIT	CMAQ: PURCHASE SIX BUSES AND TECHNOLOGY IMPROVEMENTS FOR LIMITED STOP SERVICE ON WEST 7TH STREET IN ST PAUL, BLOOMINGTON, AND MSP INTERNATIONAL AIRPORT	0.0	TR	PURCHASE BUS	CMAQ	3,510,980	2,808,784	0	0	0	702,196
1649	BB	TRS-TCMT-15F	METRO TRANSIT	CMAQ: SERVICE DEMONSTRATION FOR LIMITED STOP SERVICE ON WEST 7TH ST IN ST PAUL, BLOOMINGTON, AND MSP INTERNATIONAL AIRPORT	0.0	TR	OPERATE BUS	CMAQ	3,123,839	2,499,071	0	0	0	624,768
2062	BB	TRS-9100-15T	MNDOT	STP-GREATER MN TRANSIT CAPITAL; INCLUDING TRANSIT BUSES AND BUS RELATED EQUIPMENT, TRANSIT FACILITIES AND TRANSIT ITS CAPITAL	0.0	TR	PURCHASE BUS	STP	1,250,000	1,000,000	0	0	0	250,000
									\$28,680,193	\$22,821,754	\$0	\$0	\$0	\$5,858,439

FHWA TRANST
Fiscal Year: 2016

STIP for FY 2014-2017

Seq #	Route System	Project Number	Agency	Description	Miles	Program	Type of Work	Proposed Funds	Total	FHWA	AC	FTA	TH	Other
136	BB	TRS-0005-16	MNDOT	ARROWHEAD TRANSIT-PURCHASE 9 BUSES - (CLASS 500)	0.0	TR	PURCHASE BUS	STP	1,242,000	993,600	0	0	0	248,400
137	BB	TRS-0016-16	DULUTH TRANSIT AUTHORITY	DTA-PURCHASE 10 BUSES TOTAL, 5 BUSES WILL BE HYBRID (CLASS 700)	0.0	TR	PURCHASE BUS	STP	4,708,500	1,500,000	0	0	0	3,208,500
138	BB	TRS-0022-16	HIBBING	CITY OF HIBBING - PURCHASE 2 BUSES (CLASS 500)	0.0	TR	PURCHASE BUS	STP	268,000	214,400	0	0	0	53,600
310	BB	TRS-0006-16	MNDOT	PAUL BUNYAN TRANSIT - PURCHASE 2 BUSES (400-G) AND BUS RELATED EQUIPMENT	0.0	TR	PURCHASE BUS	STP	160,000	128,000	0	0	0	32,000
311	BB	TRS-0058-16	MNDOT	TRI-VALLEY TRANSIT - PURCHASE 1 BUS (500-G) AND BUS RELATED EQUIPMENT	0.0	TR	PURCHASE BUS	STP	146,000	116,800	0	0	0	29,200
312	BB	TRS-1010-16	MNDOT	HUBBARD CO TRANSIT - PURCHASE 1 BUS (400-G) AND BUS RELATED EQUIPMENT	0.0	TR	PURCHASE BUS	STP	80,000	64,000	0	0	0	16,000
542	BB	TRS-0048-16	METRO BUS	ST CLOUD METRO BUS PURCHASE 2 SMALL CNG BUSES	0.0	TR	PURCHASE BUS	STP	340,000	267,600	0	0	0	72,400
543	BB	TRS-0055-16	MNDOT	RIVER RIDER TRANSIT, PURCHASE ONE BUS (CLASS 500)	0.0	TR	PURCHASE BUS	STP	146,000	116,800	0	0	0	29,200
544	BB	TRS-0057-16	MNDOT	TRI-CAP TRANSIT, PURCHASE OF 2 BUSES (CLASS 400)	0.0	TR	PURCHASE BUS	STP	160,000	128,000	0	0	0	32,000
545	BB	TRS-3449-16	MNDOT	BRAINERD/CROW WING COUNTY PUBLIC TRANSIT, PURCHASE ONE BUS (CLASS 400)	0.0	TR	PURCHASE BUS	STP	80,000	64,000	0	0	0	16,000
546	BB	TRS-7068-16	MNDOT	ISANTI HEARTLAND EXPRESS, PURCHASE ONE BUS (CLASS 500)	0.0	TR	PURCHASE BUS	STP	146,000	115,000	0	0	0	31,000
547	BB	TRS-9018-16	MNDOT	WADENA CO, FRIENDLY RIDER PUBLIC TRANSIT, PURCHASE ONE BUS (CLASS 400)	0.0	TR	PURCHASE BUS	STP	80,000	64,000	0	0	0	16,000
548	BB	TRS-9058-16	MNDOT	KANABEC COUNTY, PURCHASE ONE BUS (CLASS 400)	0.0	TR	PURCHASE BUS	STP	80,000	64,000	0	0	0	16,000
741	BB	TRS-0007-16	MNDOT	CITY OF BENSON, PURCHASE BUS (CLASS 400) AND BUS RELATED EQUIPMENT	0.0	TR	PURCHASE BUS	STP	74,000	59,200	0	0	0	14,800
742	BB	TRS-1738-16	MNDOT	CITY OF APPLETON/PRAIRIE 5 - PURCHASE BUS (CLASS 400) AND BUS RELATED EQUIPMENT	0.0	TR	PURCHASE BUS	STP	74,000	59,200	0	0	0	14,800
743	BB	TRS-0034-16	MNDOT	CITY OF MOORHEAD, PURCHASE BUS (CLASS 400) AND BUS RELATED EQUIPMENT	0.0	TR	PURCHASE BUS	STP	74,000	59,200	0	0	0	14,800
744	BB	TRS-1131-16	MNDOT	PRODUCTIVE ALTERNATIVES, PURCHASE BUS (CLASS 400) AND BUS RELATED EQUIPMENT	0.0	TR	PURCHASE BUS	STP	74,000	59,200	0	0	0	14,800
745	BB	TRS-2490-16	MNDOT	MAHNOMAN COUNTY, PURCHASE BUS (CLASS 400) AND BUS RELATED EQUIPMENT	0.0	TR	PURCHASE BUS	STP	74,000	59,200	0	0	0	14,800

FHWA TRANST
Fiscal Year: 2016

STIP for FY 2014-2017

Seq #	Route System	Project Number	Agency	Description	Miles	Program	Type of Work	Proposed Funds	Total	FHWA	AC	FTA	TH	Other
746	BB	TRS-7067-16	MNDOT	RAINBOW RIDER, PURCHASE 2 BUSES (CLASS 400) AND BUS RELATED EQUIPMENT	0.0	TR	PURCHASE BUS	STP	148,000	118,400	0	0	0	29,600
747	BB	TRS-7318-16	MNDOT	BECKER COUNTY, PURCHASE BUS (CLASS 400) AND BUS RELATED EQUIPMENT	0.0	TR	PURCHASE BUS	STP	118,400	59,200	0	0	0	59,200
967	BB	TRS-0001-16	MOWER COUNTY	CVS - PURCHASE 2 BUSES (CLASS 400)	0.0	TR	PURCHASE BUS	STP	148,000	118,400	0	0	0	29,600
968	BB	TRS-0047-16	ROCHESTER	ROCHESTER RR - PURCHASE 1 BUS (CLASS 700)	0.0	TR	PURCHASE BUS	STP	437,000	211,500	0	0	0	225,500
969	BB	TRS-0065-16	WINONA	CITY OF WINONA - PURCHASE 2 BUSES (CLASS 600)	0.0	TR	PURCHASE BUS	STP	440,000	352,000	0	0	0	88,000
970	BB	TRS-7284-16	NORTHFIELD	THREE RIVERS - PURCHASE 1 BUS (CLASS 500) - CITY OF NORTHFIELD	0.0	TR	PURCHASE BUS	STP	146,000	116,800	0	0	0	29,200
971	BB	TRS-7284-16A	THREE RIVERS	THREE RIVERS - PURCHASE 1 BUS (CLASS 400) - FARIBAULT	0.0	TR	PURCHASE BUS	STP	74,000	59,200	0	0	0	14,800
972	BB	TRS-7284-16B	THREE RIVERS	THREE RIVERS - PURCHASE 1 BUS (CLASS 400) - PLAINVIEW	0.0	TR	PURCHASE BUS	STP	74,000	59,200	0	0	0	14,800
973	BB	TRS-7284-16C	THREE RIVERS	THREE RIVERS - PURCHASE 1 BUS (CLASS 500) - RED WING	0.0	TR	PURCHASE BUS	STP	146,000	116,800	0	0	0	29,200
1150	BB	TRS-0025-16	MNDOT	CITY OF LE SUEUR PURCHASE 1 BUS (CLASS 400)	0.0	TR	PURCHASE BUS	STP	74,000	59,200	0	0	0	14,800
1151	BB	TRS-0046-16	MNDOT	MARTIN COUNTY PURCHASE 1 BUS (CLASS 400)	0.0	TR	PURCHASE BUS	STP	74,000	59,200	0	0	0	14,800
1152	BB	TRS-0083-16	MNDOT	WATONWAN COUNTY PURCHASE 1 BUS (CLASS 400)	0.0	TR	PURCHASE BUS	STP	74,000	59,200	0	0	0	14,800
1153	BB	TRS-0280-16	MNDOT	BROWN COUNTY PURCHASE 1 BUS (CLASS 400)	0.0	TR	PURCHASE BUS	STP	74,000	59,200	0	0	0	14,800
1154	BB	TRS-2494-16	MNDOT	SMOC/NOBLES COUNTY PURCHASE 1 BUS (CLASS 400)	0.0	TR	PURCHASE BUS	STP	74,000	59,200	0	0	0	14,800
1155	BB	TRS-2496-16	MNDOT	CITY OF ST PETER PURCHASE 1 BUS (CLASS 400)	0.0	TR	PURCHASE BUS	STP	74,000	59,200	0	0	0	14,800
1156	BB	TRS-3274-16	MNDOT	FARIBAULT COUNTY PURCHASE 1 BUS (CLASS 400)	0.0	TR	PURCHASE BUS	STP	74,000	59,200	0	0	0	14,800
1157	BB	TRS-3331-16	MNDOT	ROCK COUNTY PURCHASE 1 BUS (CLASS 400)	0.0	TR	PURCHASE BUS	STP	80,000	64,000	0	0	0	16,000
1333	BB	TRS-2387-16	MNDOT	WESTERN COMMUNITY ACTION, PURCHASE 2 BUSES (CLASS 400) AND BUS RELATED EQUIPMENT	0.0	TR	PURCHASE BUS	STP	156,000	124,800	0	0	0	31,200

FHWA TRANST
Fiscal Year: 2016

STIP for FY 2014-2017

Seq #	Route System	Project Number	Agency	Description	Miles	Program	Type of Work	Proposed Funds	Total	FHWA	AC	FTA	TH	Other
1334	BB	TRS-3312-16	MNDOT	ECUMEN/AUGUSTANA LUTHERAN HOMES, INC, PURCHASE 1 BUS (CLASS 400) AND BUS RELATED EQUIPMENT	0.0	TR	PURCHASE BUS	STP	78,000	62,400	0	0	0	15,600
1335	BB	TRS-3316-16	MNDOT	PIPESTONE CO, PURCHASE 1 BUS (CLASS 400) AND BUS RELATED EQUIPMENT	0.0	TR	PURCHASE BUS	STP	78,000	62,400	0	0	0	15,600
1336	BB	TRS-7340-16	MNDOT	KANDIYOHI CO, PURCHASE 1 BUS (CLASS 500) AND BUS RELATED EQUIPMENT	0.0	TR	PURCHASE BUS	STP	133,000	106,400	0	0	0	26,600
1803	BB	TRS-7068-16A	MNDOT	HEARTLAND EXPRESS-PURCHASE CLASS 500 BUS	0.0	TR	PURCHASE BUS	STP	146,000	116,800	0	0	0	29,200
1804	LOCAL 999	TRS-TCMT-16	MET COUNCIL-MT	CMAQ TDM: ACTIVITIES TO REDUCE SOV USE BY VAN POOLS, CAR POOL & RIDE MATCHING PROGRAMS, MARKETING, TRANSIT RIDERSHIP INCENTIVES BY SUPPORTING SEVERAL TRANSPORTATION MANAGEMENT ORGANIZATIONS.	0.0	TM	PLANNING	CMAQ	4,375,000	3,500,000	0	0	0	875,000
1805	BB	TRS-TCMT-16A	METRO TRANSIT	CMAQ: PURCHASE FOUR BUSES FOR LIMITED STOP SERVICE ON CHICAGO AND PORTLAND AVE IN MPLS AND RICHFIELD AND AMERICAN BLVD IN BLOOMINGTON	0.0	TR	PURCHASE BUS	CMAQ	1,607,320	1,072,082	0	0	0	535,238
1806	BB	TRS-TCMT-16B	METRO TRANSIT	CMAQ: SERVICE DEMONSTRATION FOR LIMITED STOP SERVICE ON CHICAGO AND PORTLAND AVE IN MPLS AND RICHFIELD AND AMERICAN BLVD IN BLOOMINGTON	0.0	TR	OPERATE BUS	CMAQ	8,842,206	5,927,918	0	0	0	2,914,288
1807	BB	TRS-TCMT-16C	METRO TRANSIT	CMAQ: PURCHASE FIVE BUSES FOR LIMITED STOP SERVICE ON E 7TH ST, ARCADE AVE, MARYLAND AVE AND WHITE BEAR AVE IN ST PAUL AND WHITE BEAR AVE IN MAPLEWOOD	0.0	TR	PURCHASE BUS	CMAQ	2,009,150	1,476,725	0	0	0	532,425
1808	BB	TRS-TCMT-16D	METRO TRANSIT	CMAQ: SERVICE DEMONSTRATION FOR LIMITED STOP SERVICE ON EAST 7TH ST, ARCADE AVE, MARYLAND AVE AND WHITE BEAR AVE IN ST PAUL AND WHITE BEAR AVE IN MAPLEWOOD	0.0	TR	OPERATE BUS	CMAQ	7,514,836	5,523,275	0	0	0	1,991,561
2106	BB	TRS-9100-16T	MNDOT	STP GREATER MN TRANSIT CAPITAL: INCLUDING TRANSIT BUSES, BUS RELATED EQUIPMENT, TRANSIT FACILITIES AND TRANSIT ITS CAPITAL	0.0	TR	PURCHASE BUS	STP	1,250,000	1,000,000	0	0	0	250,000
									\$36,525,412	\$24,794,900	\$0	\$0	\$0	\$11,730,512

FHWA TRANST
Fiscal Year: 2017

STIP for FY 2014-2017

Seq #	Route System	Project Number	Agency	Description	Miles	Program	Type of Work	Proposed Funds	Total	FHWA	AC	FTA	TH	Other
186	BB	TRS-0005-17	MNDOT	ARROWHEAD TRANSIT-PURCHASE 9 BUSES - (CLASS 500)	0.0	TR	PURCHASE BUS	STP	1,242,000	993,600	0	0	0	248,400
187	BB	TRS-0016-17	DULUTH TRANSIT AUTHORITY	DTA - STRIDE-PURCHASE 3 BUSES (CLASS 400)	0.0	TR	PURCHASE BUS	STP	246,000	196,800	0	0	0	49,200
356	BB	TRS-0006-17	MNDOT	PAUL BUNYAN TRANSIT - PURCHASE 1 BUS (400-G) AND BUS RELATED EQUIPMENT	0.0	TR	PURCHASE BUS	STP	82,000	65,600	0	0	0	16,400
357	BB	TRS-0058-17	MNDOT	TRI-VALLEY TRANSIT - PURCHASE 1 BUS (400-G) AND BUS RELATED EQUIPMENT	0.0	TR	PURCHASE BUS	STP	82,000	65,600	0	0	0	16,400
358	BB	TRS-3084-17	MNDOT	ROSEAU CO - PURCHASE 1 BUS (400-G) AND BUS RELATED EQUIPMENT	0.0	TR	PURCHASE BUS	STP	82,000	65,600	0	0	0	16,400
594	BB	TRS-0055-17	MNDOT	RIVER RIDER TRANSIT, PURCHASE ONE BUS (CLASS 500)	0.0	TR	PURCHASE BUS	STP	150,000	120,000	0	0	0	30,000
595	BB	TRS-0057-17	MNDOT	TRI-CAP TRANSIT, PURCHASE ONE BUS (CLASS 500)	0.0	TR	PURCHASE BUS	STP	150,000	120,000	0	0	0	30,000
596	BB	TRS-3449-17	MNDOT	BRAINERD/CROW WING COUNTY PUBLIC TRANSIT, PURCHASE ONE BUS (CLASS 400)	0.0	TR	PURCHASE BUS	STP	82,000	65,600	0	0	0	16,400
597	BB	TRS-7068-17	MNDOT	ISANTI HEARTLAND EXPRESS, PURCHASE ONE BUS (CLASS 400)	0.0	TR	PURCHASE BUS	STP	82,000	62,900	0	0	0	19,100
598	BB	TRS-9058-17	MNDOT	TIMBER TRAILS PUBLIC TRANSIT, PURCHASE ONE BUS (CLASS 400)	0.0	TR	PURCHASE BUS	STP	82,000	62,900	0	0	0	19,100
778	BB	TRS-0027-17	MNDOT	CITY OF MORRIS, PURCHASE BUS (CLASS 400) AND BUS RELATED EQUIPMENT	0.0	TR	PURCHASE BUS	STP	76,000	53,200	0	0	0	22,800
779	BB	TRS-1131-17A	MNDOT	PRODUCTIVE ALTERNATIVES, PURCHASE BUS (1 CLASS 400) AND BUS RELATED EQUIPMENT	0.0	TR	PURCHASE BUS	STP	76,000	53,200	0	0	0	22,800
780	BB	TRS-1131-17B	MNDOT	PRODUCTIVE ALTERNATIVES, PURCHASE BUS (1 CLASS 500) AND BUS RELATED EQUIPMENT	0.0	TR	PURCHASE BUS	STP	150,000	105,000	0	0	0	45,000
781	BB	TRS-7067-17	MNDOT	RAINBOW RIDER, PURCHASE BUS (CLASS 400) AND BUS RELATED EQUIPMENT	0.0	TR	PURCHASE BUS	STP	76,000	53,200	0	0	0	22,800
1020	BB	TRS-0001-17	MOWER COUNTY	CVS - PURCHASE 1 BUS (CLASS 400)	0.0	TR	PURCHASE BUS	STP	82,000	65,600	0	0	0	16,400
1021	BB	TRS-0001-17A	MOWER COUNTY	CVS - PURCHASE 1 BUS (CLASS 400)	0.0	TR	PURCHASE BUS	STP	82,000	65,600	0	0	0	16,400
1022	BB	TRS-0001-17B	ALBERT LEA	ALBERT LEA - PURCHASE 1 BUS (CLASS 400)	0.0	TR	PURCHASE BUS	STP	82,000	65,600	0	0	0	16,400
1023	BB	TRS-0047-17	ROCHESTER	ROCHESTER RR, PURCHASE 1 BUS (CLASS 700)	0.0	TR	PURCHASE BUS	STP	450,000	343,200	0	0	0	106,800

FHWA TRANST
Fiscal Year: 2017

STIP for FY 2014-2017

Seq #	Route System	Project Number	Agency	Description	Miles	Program	Type of Work	Proposed Funds	Total	FHWA	AC	FTA	TH	Other
1186	BB	TRS-0046-17	MNDOT	MARTIN COUNTY PURCHASE 1 BUS (CLASS 400)	0.0	TR	PURCHASE BUS	STP	76,000	60,800	0	0	0	15,200
1187	BB	TRS-0280-17	MNDOT	BROWN COUNTY PURCHASE 1 BUS (CLASS 400)	0.0	TR	PURCHASE BUS	STP	76,000	60,800	0	0	0	15,200
1188	BB	TRS-2387-17	MNDOT	WESTERN COMMUNITY ACTION PURCHASE 1 BUS (CLASS 400)	0.0	TR	PURCHASE BUS	STP	76,000	60,800	0	0	0	15,200
1189	BB	TRS-3274-17	MNDOT	FARIBAUT COUNTY PURCHASE 1 BUS (CLASS 400)	0.0	TR	PURCHASE BUS	STP	76,000	60,800	0	0	0	15,200
1190	BB	TRS-3301-17	MNDOT	TRAILBLAZER PURCHASE 1 BUS (CLASS 400)	0.0	TR	PURCHASE BUS	STP	82,000	65,600	0	0	0	16,400
1373	BB	TRS-1738-17	MNDOT	PRAIRIE FIVE, PURCHASE 1 BUS (CLASS 400) AND BUS RELATED EQUIPMENT	0.0	TR	PURCHASE BUS	STP	82,000	65,600	0	0	0	16,400
1374	BB	TRS-2387-17	MNDOT	WESTERN COMMUNITY ACTION, PURCHASE 1 BUS (CLASS 400) AND BUS RELATED EQUIPMENT	0.0	TR	PURCHASE BUS	STP	82,000	65,600	0	0	0	16,400
1375	BB	TRS-3301-17	MNDOT	TRAILBLAZER, PURCHASE 1 BUS (CLASS 400) AND BUS RELATED EQUIPMENT	0.0	TR	PURCHASE BUS	STP	82,000	65,600	0	0	0	16,400
1376	BB	TRS-3312-17	MNDOT	ECUMEN/AUGUSTANA LUTHERAN HOMES, INC, PURCHASE 1 BUS (CLASS 400) AND BUS RELATED EQUIPMENT	0.0	TR	PURCHASE BUS	STP	82,000	65,600	0	0	0	16,400
1377	BB	TRS-3339-17	MNDOT	RENVILLE CO, PURCHASE 1 BUS (CLASS 400) AND BUS RELATED EQUIPMENT	0.0	TR	PURCHASE BUS	STP	82,000	65,600	0	0	0	16,400
1378	BB	TRS-7340-17	MNDOT	KANDIYOHI CO, PURCHASE 1 BUS (CLASS 400) AND BUS RELATED EQUIPMENT	0.0	TR	PURCHASE BUS	STP	82,000	65,600	0	0	0	16,400
1960	LOCAL 999	880M-CMAQ-17	MNDOT	METRO ATP SETASIDE FOR CMAQ (INCLUDING TDM) PROJECTS YET TO BE SELECTED FOR FY 2017	0.0	TR	MISCELLANEOUS	CMAQ	34,213,455	27,370,764	0	0	0	6,842,691
2143	BB	TRS-9100-17T	MNDOT	STP-GREATER MN TRANSIT CAPITAL: INCLUDING TRANSIT BUSES, BUS RELATED EQUIPMENT, TRANSIT FACILITIES AND TRANSIT ITS CAPITAL	0.0	TR	PURCHASE BUS	STP	1,250,000	1,000,000	0	0	0	250,000
									\$39,695,455	\$31,696,364	\$0	\$0	\$0	\$7,999,091

Tribal Transportation Program (TTP)

TRIBAL TRANSPORTATION PROGRAM

The Tribal Transportation Program (TTP) is co-administered by the Federal Highway Administration's Office of Federal Lands Highway and the Department of the Interior's Bureau of Indian Affairs (BIA). The Indian tribal government, in cooperation with the BIA or FHWA, (and any state or local government, or metropolitan planning organization as may be appropriate), develops a Transportation Improvement Program (TIP) that includes all TTP eligible projects and activities on which the Tribe intends to expend its TTP funds. The TTP TIP is approved by the BIA and FHWA.

After approval, the TTP TIP is forwarded by FHWA to MnDOT for incorporation into the State Transportation Improvement Program (STIP).



Indian Reservation Roads Programs

Federal Lands Highway

MN TIP Report



Entity Name F53404 - Bois Forte
 Program Class Code 651
 CSTIP Type TIP Fiscal Year 2013
 Funding Amount 1,012,469

State 27 - Minnesota
 Location F53404 - Bois Forte

Projects on the CSTIP within this state are listed and subtotaled in this section
 Covers that part of the reservation within the current state.

PCAS	F5340409	Phase	FY 2013 (\$)	FY 2014 (\$)	FY 2015 (\$)	FY 2016 (\$)	FY 2017 (\$)	Total
Class	R	CE	30,000	0	0	0	0	30,000
Name	WHISKEY POINT ROAD	CONS	488,000	0	0	0	0	488,000
County	137 - St. Louis	PE	0	0	0	0	0	0
Project Type	REHAB	Z	4,000	0	0	0	0	4,000
Work Type	7	Total	522,000	0	0	0	0	522,000
PCAS	F5340420	Phase	FY 2013 (\$)	FY 2014 (\$)	FY 2015 (\$)	FY 2016 (\$)	FY 2017 (\$)	Total
Class	R	CE	0	0	0	40,000	0	40,000
Name	PALMQUIST ADDITION STREETS	CONS	0	0	0	300,000	0	300,000
County	137 - St. Louis	PE	0	0	0	40,000	0	40,000
Project Type	REHAB	Z	0	0	0	0	0	0
Work Type	7	Total	0	0	0	380,000	0	380,000
PCAS	F5340423	Phase	FY 2013 (\$)	FY 2014 (\$)	FY 2015 (\$)	FY 2016 (\$)	FY 2017 (\$)	Total
Class	R	CE	10,000	0	50,000	0	0	60,000
Name	EAST BOIS FORTE ROAD	CONS	50,000	7,500	425,000	0	0	482,500
County	137 - St. Louis	PE	4,000	0	35,000	0	0	39,000
Project Type	REHAB	Z	0	0	0	0	0	0
Work Type	7	Total	64,000	7,500	510,000	0	0	581,500
PCAS	F5340424	Phase	FY 2013 (\$)	FY 2014 (\$)	FY 2015 (\$)	FY 2016 (\$)	FY 2017 (\$)	Total
Class	R	CE	0	0	0	14,000	0	14,000
Name	SUGARBUSH ROAD	CONS	0	0	0	220,000	0	220,000
County	137 - St. Louis	PE	0	0	0	21,000	0	21,000
Project Type	REHAB	Z	0	0	0	0	0	0
Work Type	7	Total	0	0	0	255,000	0	255,000
PCAS	F5340425	Phase	FY 2013 (\$)	FY 2014 (\$)	FY 2015 (\$)	FY 2016 (\$)	FY 2017 (\$)	Total
Class	R	CE	26,000	25,000	0	0	0	51,000
Name	CEMETERY ROAD	CONS	150,000	200,000	0	0	0	350,000
County	137 - St. Louis	PE	4,000	0	0	0	0	4,000
Project Type	RECONS	Z	0	0	0	0	0	0
Work Type	7	Total	180,000	225,000	0	0	0	405,000
PCAS	F5340461	Phase	FY 2013 (\$)	FY 2014 (\$)	FY 2015 (\$)	FY 2016 (\$)	FY 2017 (\$)	Total
Class	R	CE	0	0	0	12,000	0	12,000
Name	BIG POINT DRIVE	CONS	0	0	0	130,000	0	130,000
County	137 - St. Louis	PE	0	0	0	15,000	0	15,000
Project Type	RECONS	Z	0	0	0	0	0	0
Work Type	7	Total	0	0	0	157,000	0	157,000



Indian Reservation Roads Programs

Federal Lands Highway

MN TIP Report



Entity Name F53404 - Bois Forte
 Program Class Code 651
 CSTIP Type TIP Fiscal Year 2013
 19-MAR-13 Funding Amount 1,012,469

State 27 - Minnesota
 Location F53404 - Bois Forte

Projects on the CSTIP within this state are listed and subtotaled in this section
 Covers that part of the reservation within the current state.

PCAS	F5340462	Phase	FY 2013 (\$)	FY 2014 (\$)	FY 2015 (\$)	FY 2016 (\$)	FY 2017 (\$)	Total
Class	R	CE	0	0	0	19,000	0	19,000
Name	GOOFY'S ROAD	CONS	0	0	0	150,000	0	150,000
County	137 - St. Louis	PE	0	0	0	11,000	0	11,000
Project Type	NEWCON	Z	0	0	0	0	0	0
Work Type	7	Total	0	0	0	180,000	0	180,000
PCAS	F5340463	Phase	FY 2013 (\$)	FY 2014 (\$)	FY 2015 (\$)	FY 2016 (\$)	FY 2017 (\$)	Total
Class	R	CE	5,000	40,000	50,000	0	0	95,000
Name	NEW VERMILION STREETS	CONS	16,500	622,000	390,000	4,000	0	1,032,500
County	137 - St. Louis	PE	0	1,000	16,000	0	0	17,000
Project Type	NEWCON	Z	0	0	0	0	0	0
Work Type	7	Total	21,500	663,000	456,000	4,000	0	1,144,500
PCAS	F5340464	Phase	FY 2013 (\$)	FY 2014 (\$)	FY 2015 (\$)	FY 2016 (\$)	FY 2017 (\$)	Total
Class	R	CE	5,000	5,000	0	0	0	10,000
Name	EAGLE POINT ROAD	CONS	40,000	20,000	0	0	0	60,000
County	137 - St. Louis	PE	3,000	3,000	0	0	0	6,000
Project Type	REHAB	Z	0	0	0	0	0	0
Work Type	7	Total	48,000	28,000	0	0	0	76,000
PCAS	F53404RM	Phase	FY 2013 (\$)	FY 2014 (\$)	FY 2015 (\$)	FY 2016 (\$)	FY 2017 (\$)	Total
Class	O	CE	0	0	0	0	0	0
Name	IRR ROAD MAINTENANCE	CONS	0	0	0	0	0	0
County	137 - St. Louis	PE	0	0	0	0	0	0
Project Type	SAFETY	Z	144,000	150,000	100,000	100,000	0	494,000
Work Type	P1	Total	144,000	150,000	100,000	100,000	0	494,000
PCAS	F53404RP	Phase	FY 2013 (\$)	FY 2014 (\$)	FY 2015 (\$)	FY 2016 (\$)	FY 2017 (\$)	Total
Class	O	CE	0	0	0	0	0	0
Name	IRR PLANNING PROJECT	CONS	0	0	0	0	0	0
County	137 - St. Louis	PE	31,969	35,000	34,000	35,000	0	135,969
Project Type	PLANING	Z	0	0	0	0	0	0
Work Type	P9	Total	31,969	35,000	34,000	35,000	0	135,969
PCAS	F53404RT	Phase	FY 2013 (\$)	FY 2014 (\$)	FY 2015 (\$)	FY 2016 (\$)	FY 2017 (\$)	Total
Class	O	CE	1,000	1,000	1,000	1,000	0	4,000
Name	IRR TRANSIT	CONS	0	0	0	0	0	0
County	137 - St. Louis	PE	0	0	0	0	0	0
Project Type	TRANSIT	Z	0	0	0	0	0	0
Work Type	T2	Total	1,000	1,000	1,000	1,000	0	4,000
Location Subtotal			1,012,469	1,109,500	1,101,000	1,112,000	0	4,334,969
State Subtotal			1,012,469	1,109,500	1,101,000	1,112,000	0	4,334,969
CSTIP Subtotal			1,012,469	1,109,500	1,101,000	1,112,000	0	4,334,969



Indian Reservation Roads Programs

Federal Lands Highway

MN TIP Report



Entity Name F53405 - Fond Du Lac
 Program Class Code 651
 CSTIP Type TIP Fiscal Year 2013
 19-MAR-13 Funding Amount 1,168,761

State 27 - Minnesota
 Location F53405 - Fond Du Lac

Projects on the CSTIP within this state are listed and subtotaled in this section
 Covers that part of the reservation within the current state.

PCAS	F5305007	Phase	FY 2013 (\$)	FY 2014 (\$)	FY 2015 (\$)	FY 2016 (\$)	FY 2017 (\$)	Total
Class	R	CE	2,000	2,000	0	0	0	4,000
Name	FOND DU LAC STREETS	CONS	10,000	10,000	0	0	0	20,000
County	017 - Carlton	PE	0	0	0	0	0	0
Project Type	RECONS	Z	0	0	0	0	0	0
Work Type	7	Total	12,000	12,000	0	0	0	24,000
PCAS	F5308009	Phase	FY 2013 (\$)	FY 2014 (\$)	FY 2015 (\$)	FY 2016 (\$)	FY 2017 (\$)	Total
Class	R	CE	0	2,000	23,000	36,000	0	61,000
Name	BROOKSTON ROAD	CONS	0	20,000	610,000	940,000	0	1,570,000
County	017 - Carlton	PE	20,000	0	0	0	0	20,000
Project Type	RECONS	Z	0	0	0	0	0	0
Work Type	7	Total	20,000	22,000	633,000	976,000	0	1,651,000
PCAS	F5310119	Phase	FY 2013 (\$)	FY 2014 (\$)	FY 2015 (\$)	FY 2016 (\$)	FY 2017 (\$)	Total
Class	R	CE	12,000	10,000	3,000	2,000	0	27,000
Name	JOKELA ROAD	CONS	267,761	433,000	10,000	10,000	0	720,761
County	137 - St. Louis	PE	2,000	0	0	0	0	2,000
Project Type	RECONS	Z	0	0	0	0	0	0
Work Type	7	Total	281,761	443,000	13,000	12,000	0	749,761
PCAS	F5320277	Phase	FY 2013 (\$)	FY 2014 (\$)	FY 2015 (\$)	FY 2016 (\$)	FY 2017 (\$)	Total
Class	R	CE	1,000	2,000	2,000	2,000	0	7,000
Name	CARTWRIGHT ROAD	CONS	10,000	10,000	10,000	10,000	0	40,000
County	017 - Carlton	PE	0	0	0	0	0	0
Project Type	RECONS	Z	0	0	0	0	0	0
Work Type	7	Total	11,000	12,000	12,000	12,000	0	47,000
PCAS	F5340501	Phase	FY 2013 (\$)	FY 2014 (\$)	FY 2015 (\$)	FY 2016 (\$)	FY 2017 (\$)	Total
Class	R	CE	1,000	1,000	11,000	0	0	13,000
Name	BITUMINOUS OVERLAY PROJECTS (DA	CONS	1,000	1,000	180,000	0	0	182,000
County	017 - Carlton	PE	1,000	1,000	0	0	0	2,000
Project Type	OVRLAY	Z	0	0	0	0	0	0
Work Type	7	Total	3,000	3,000	191,000	0	0	197,000
PCAS	F5340502	Phase	FY 2013 (\$)	FY 2014 (\$)	FY 2015 (\$)	FY 2016 (\$)	FY 2017 (\$)	Total
Class	R	CE	0	25,000	0	0	0	25,000
Name	BLACKETTER, MAKWA, LV 1 & 2 PROJE	CONS	0	250,000	0	0	0	250,000
County	017 - Carlton	PE	32,000	12,000	0	0	0	44,000
Project Type	RECONS	Z	0	0	0	0	0	0
Work Type	7	Total	32,000	287,000	0	0	0	319,000



Indian Reservation Roads Programs

Federal Lands Highway

MN TIP Report



Entity Name F53405 - Fond Du Lac
 Program Class Code 651
 CSTIP Type TIP Fiscal Year 2013
 Funding Amount 1,168,761

State 27 - Minnesota
 Location F53405 - Fond Du Lac

Projects on the CSTIP within this state are listed and subtotaled in this section
 Covers that part of the reservation within the current state.

PCAS	F5340503	Phase	FY 2013 (\$)	FY 2014 (\$)	FY 2015 (\$)	FY 2016 (\$)	FY 2017 (\$)	Total
Class	R	CE	0	0	0	0	0	0
Name	PFEFFER ROAD	CONS	20,000	100,000	0	0	0	120,000
County	017 - Carlton	PE	0	0	0	0	0	0
Project Type	RECONS	Z	0	0	0	0	0	0
Work Type	7	Total	20,000	100,000	0	0	0	120,000
PCAS	F5340504	Phase	FY 2013 (\$)	FY 2014 (\$)	FY 2015 (\$)	FY 2016 (\$)	FY 2017 (\$)	Total
Class	R	CE	4,000	1,000	0	0	0	5,000
Name	LOCKLING ROAD	CONS	90,000	1,000	0	0	0	91,000
County	017 - Carlton	PE	10,000	0	0	0	0	10,000
Project Type	RECONS	Z	0	0	0	0	0	0
Work Type	7	Total	104,000	2,000	0	0	0	106,000
PCAS	F5340505	Phase	FY 2013 (\$)	FY 2014 (\$)	FY 2015 (\$)	FY 2016 (\$)	FY 2017 (\$)	Total
Class	R	CE	1,000	1,000	11,000	0	0	13,000
Name	BITUMINOUS OVERLAY PROJECTS (MA	CONS	2,000	1,000	140,000	0	0	143,000
County	137 - St. Louis	PE	1,000	1,000	0	0	0	2,000
Project Type	OVRLAY	Z	0	0	0	0	0	0
Work Type	7	Total	4,000	3,000	151,000	0	0	158,000
PCAS	F5340506	Phase	FY 2013 (\$)	FY 2014 (\$)	FY 2015 (\$)	FY 2016 (\$)	FY 2017 (\$)	Total
Class	O	CE	0	0	0	0	0	0
Name	IRR PLANNING	CONS	0	0	0	0	0	0
County	017 - Carlton	PE	50,000	50,000	50,000	50,000	0	200,000
Project Type	PLANING	Z	0	0	0	0	0	0
Work Type	P9	Total	50,000	50,000	50,000	50,000	0	200,000
PCAS	F5340507	Phase	FY 2013 (\$)	FY 2014 (\$)	FY 2015 (\$)	FY 2016 (\$)	FY 2017 (\$)	Total
Class	R	CE	2,000	1,000	0	0	0	3,000
Name	DAGWAAGI ROAD	CONS	30,000	1,000	0	0	0	31,000
County	017 - Carlton	PE	8,000	0	0	0	0	8,000
Project Type	RECONS	Z	0	0	0	0	0	0
Work Type	7	Total	40,000	2,000	0	0	0	42,000
PCAS	F5340508	Phase	FY 2013 (\$)	FY 2014 (\$)	FY 2015 (\$)	FY 2016 (\$)	FY 2017 (\$)	Total
Class	R	CE	2,000	1,000	0	0	0	3,000
Name	AGIDAAKI & BENESHI	CONS	40,000	1,000	0	0	0	41,000
County	017 - Carlton	PE	10,000	0	0	0	0	10,000
Project Type	RECONS	Z	0	0	0	0	0	0
Work Type	7	Total	52,000	2,000	0	0	0	54,000



Indian Reservation Roads Programs

Federal Lands Highway

MN TIP Report



Entity Name F53405 - Fond Du Lac
 Program Class Code 651
 CSTIP Type TIP Fiscal Year 2013
 19-MAR-13 Funding Amount 1,168,761

State 27 - Minnesota
 Location F53405 - Fond Du Lac

Projects on the CSTIP within this state are listed and subtotaled in this section
 Covers that part of the reservation within the current state.

PCAS	F5340509	Phase	FY 2013 (\$)	FY 2014 (\$)	FY 2015 (\$)	FY 2016 (\$)	FY 2017 (\$)	Total
Class	R	CE	1,000	1,000	0	0	0	2,000
Name	MEADOW	CONS	20,000	1,000	0	0	0	21,000
County	017 - Carlton	PE	6,000	0	0	0	0	6,000
Project Type	RECONS	Z	0	0	0	0	0	0
Work Type	7	Total	27,000	2,000	0	0	0	29,000
PCAS	F5340510	Phase	FY 2013 (\$)	FY 2014 (\$)	FY 2015 (\$)	FY 2016 (\$)	FY 2017 (\$)	Total
Class	R	CE	5,000	2,000	0	0	0	7,000
Name	GIKINOO TRAIL	CONS	90,000	102,000	0	0	0	192,000
County	017 - Carlton	PE	60,000	0	0	0	0	60,000
Project Type	NEWCON	Z	0	0	0	0	0	0
Work Type	7	Total	155,000	104,000	0	0	0	259,000
PCAS	F5340511	Phase	FY 2013 (\$)	FY 2014 (\$)	FY 2015 (\$)	FY 2016 (\$)	FY 2017 (\$)	Total
Class	R	CE	8,000	1,000	0	0	0	9,000
Name	WOULLET & COFFEY	CONS	180,000	1,000	0	0	0	181,000
County	017 - Carlton	PE	16,000	1,000	0	0	0	17,000
Project Type	RECONS	Z	0	0	0	0	0	0
Work Type	7	Total	204,000	3,000	0	0	0	207,000
PCAS	F53405EF	Phase	FY 2013 (\$)	FY 2014 (\$)	FY 2015 (\$)	FY 2016 (\$)	FY 2017 (\$)	Total
Class	R	CE	0	0	0	0	0	0
Name	ERFO PROJECT	CONS	2,000	2,000	0	0	0	4,000
County	137 - St. Louis	PE	1,000	1,000	0	0	0	2,000
Project Type	RECONS	Z	0	0	0	0	0	0
Work Type	7	Total	3,000	3,000	0	0	0	6,000
PCAS	F53405RM	Phase	FY 2013 (\$)	FY 2014 (\$)	FY 2015 (\$)	FY 2016 (\$)	FY 2017 (\$)	Total
Class	O	CE	0	0	0	0	0	0
Name	ROAD MAINTENANCE	CONS	0	0	0	0	0	0
County	017 - Carlton	PE	0	0	0	0	0	0
Project Type	SAFETY	Z	100,000	100,000	100,000	100,000	0	400,000
Work Type	P1	Total	100,000	100,000	100,000	100,000	0	400,000
PCAS	F53405RT	Phase	FY 2013 (\$)	FY 2014 (\$)	FY 2015 (\$)	FY 2016 (\$)	FY 2017 (\$)	Total
Class	O	CE	50,000	50,000	50,000	50,000	0	200,000
Name	IRR TRANSIT	CONS	0	0	0	0	0	0
County	017 - Carlton	PE	0	0	0	0	0	0
Project Type	TRANSIT	Z	0	0	0	0	0	0
Work Type	T2	Total	50,000	50,000	50,000	50,000	0	200,000
Location Subtotal			1,168,761	1,200,000	1,200,000	1,200,000	0	4,768,761
State Subtotal			1,168,761	1,200,000	1,200,000	1,200,000	0	4,768,761
CSTIP Subtotal			1,168,761	1,200,000	1,200,000	1,200,000	0	4,768,761



Indian Reservation Roads Programs

Federal Lands Highway

MN TIP Report



Entity Name F53406 - Grand Portage
 Program Class Code 651
 CSTIP Type TIP Fiscal Year 2013
 26-APR-13 Funding Amount 347,783

State 27 - Minnesota
 Location F53406 - Grand Portage

Projects on the CSTIP within this state are listed and subtotaled in this section
 Covers that part of the reservation within the current state.

PCAS	F5340606	Phase	FY 2013 (\$)	FY 2014 (\$)	FY 2015 (\$)	FY 2016 (\$)	FY 2017 (\$)	Total
Class	O	CE	0	0	0	0	0	0
Name	IRR PLANNING PROJECT	CONS	0	0	0	0	0	0
County	031 - Cook	PE	35,000	35,000	35,000	35,000	0	140,000
Project Type	PLANING	Z	0	0	0	0	0	0
Work Type	P9	Total	35,000	35,000	35,000	35,000	0	140,000
PCAS	F5340607	Phase	FY 2013 (\$)	FY 2014 (\$)	FY 2015 (\$)	FY 2016 (\$)	FY 2017 (\$)	Total
Class	R	CE	0	3,000	3,000	5,000	0	11,000
Name	LODGE ROAD	CONS	1,000	15,000	15,000	48,000	0	79,000
County	031 - Cook	PE	5,000	1,000	1,000	1,000	0	8,000
Project Type	RECONS	Z	0	0	0	0	0	0
Work Type	7	Total	6,000	19,000	19,000	54,000	0	98,000
PCAS	F5340608	Phase	FY 2013 (\$)	FY 2014 (\$)	FY 2015 (\$)	FY 2016 (\$)	FY 2017 (\$)	Total
Class	O	CE	0	3,000	3,000	4,000	0	10,000
Name	LODGE PARKING	CONS	1,000	15,000	15,000	40,000	0	71,000
County	031 - Cook	PE	5,000	1,000	1,000	1,000	0	8,000
Project Type	SAFETY	Z	0	0	0	0	0	0
Work Type	8	Total	6,000	19,000	19,000	45,000	0	89,000
PCAS	F5340612	Phase	FY 2013 (\$)	FY 2014 (\$)	FY 2015 (\$)	FY 2016 (\$)	FY 2017 (\$)	Total
Class	R	CE	0	3,000	3,000	4,000	0	10,000
Name	UNNAMED PROPOSED ROAD (TRANSFE	CONS	1,000	15,000	15,000	40,000	0	71,000
County	031 - Cook	PE	5,000	1,000	1,000	1,000	0	8,000
Project Type	NEWCON	Z	0	0	0	0	0	0
Work Type	7	Total	6,000	19,000	19,000	45,000	0	89,000
PCAS	F5340614	Phase	FY 2013 (\$)	FY 2014 (\$)	FY 2015 (\$)	FY 2016 (\$)	FY 2017 (\$)	Total
Class	R	CE	5,000	7,000	7,000	5,000	0	24,000
Name	GRAND PORTAGE TRAILS	CONS	158,000	120,000	120,000	50,000	0	448,000
County	031 - Cook	PE	25,000	25,000	25,000	10,000	0	85,000
Project Type	WALKWY	Z	0	0	0	0	0	0
Work Type	7	Total	188,000	152,000	152,000	65,000	0	557,000
PCAS	F53406RI	Phase	FY 2013 (\$)	FY 2014 (\$)	FY 2015 (\$)	FY 2016 (\$)	FY 2017 (\$)	Total
Class	O	CE	0	0	0	0	0	0
Name	IRR ROAD INVENTORY PROJECT	CONS	0	0	0	0	0	0
County	031 - Cook	PE	1,000	1,000	1,000	1,000	0	4,000
Project Type	PLANING	Z	0	0	0	0	0	0
Work Type	P8	Total	1,000	1,000	1,000	1,000	0	4,000



Indian Reservation Roads Programs

Federal Lands Highway

MN TIP Report



Entity Name F53406 - Grand Portage
 Program Class Code 651
 CSTIP Type TIP Fiscal Year 2013
 26-APR-13 Funding Amount 347,783

State 27 - Minnesota
 Location F53406 - Grand Portage

Projects on the CSTIP within this state are listed and subtotaled in this section
 Covers that part of the reservation within the current state.

PCAS	F53406RM	Phase	FY 2013 (\$)	FY 2014 (\$)	FY 2015 (\$)	FY 2016 (\$)	FY 2017 (\$)	Total
Class	O	CE	0	0	0	0	0	0
Name	GP ROAD MAINTENANCE	CONS	0	0	0	0	0	0
County	031 - Cook	PE	0	0	0	0	0	0
Project Type	SAFETY	Z	85,000	85,000	85,000	85,000	0	340,000
Work Type	P1	Total	85,000	85,000	85,000	85,000	0	340,000
PCAS	F53406RT	Phase	FY 2013 (\$)	FY 2014 (\$)	FY 2015 (\$)	FY 2016 (\$)	FY 2017 (\$)	Total
Class	O	CE	20,783	20,000	20,000	20,000	0	80,783
Name	IRR TRANSIT	CONS	0	0	0	0	0	0
County	031 - Cook	PE	0	0	0	0	0	0
Project Type	TRANSIT	Z	0	0	0	0	0	0
Work Type	T2	Total	20,783	20,000	20,000	20,000	0	80,783
Location Subtotal			347,783	350,000	350,000	350,000	0	1,397,783
State Subtotal			347,783	350,000	350,000	350,000	0	1,397,783
CSTIP Subtotal			347,783	350,000	350,000	350,000	0	1,397,783
Report Total			347,783	350,000	350,000	350,000	0	1,397,783



Indian Reservation Roads Programs

Federal Lands Highway

MN TIP Report



Entity Name F55439 - Ho-Chunk Nation
 Program Class Code 651
 CSTIP Type TIP Fiscal Year 2013
 03-JUL-13 Funding Amount 0



State 27 - Minnesota
 Location F55439 - Ho-Chunk Nation

Projects on the CSTIP with this state are listed and subtotaled in this section
 Covers that part of the reservation within the current state.

PCAS	F5543912	Phase	FY 2013 (\$)	FY 2014 (\$)	FY 2015 (\$)	FY 2016 (\$)	FY 2017 (\$)	Total
Class	R	CE	0	0	0	0	0	0
Name	Whiterabbit Property	CONS	0	0	0	0	0	0
County	055 - Houston	PE	0	0	1,000	1,000	0	2,000
Project Type	NEWCON	Z	0	0	0	0	0	0
Work Type	7	Total	0	0	1,000	1,000	0	2,000
PCAS	F5543913	Phase	FY 2013 (\$)	FY 2014 (\$)	FY 2015 (\$)	FY 2016 (\$)	FY 2017 (\$)	Total
Class	R	CE	0	0	0	0	0	0
Name	Littlejohn Property	CONS	0	0	0	0	0	0
County	055 - Houston	PE	0	0	1,000	1,000	0	2,000
Project Type	REHAB	Z	0	0	0	0	0	0
Work Type	7	Total	0	0	1,000	1,000	0	2,000
PCAS	F5543930	Phase	FY 2013 (\$)	FY 2014 (\$)	FY 2015 (\$)	FY 2016 (\$)	FY 2017 (\$)	Total
Class	R	CE	0	0	0	0	0	0
Name	Blackhawk Road	CONS	0	0	0	0	0	0
County	055 - Houston	PE	0	0	1,000	1,000	0	2,000
Project Type	RECONS	Z	0	0	0	0	0	0
Work Type	7	Total	0	0	1,000	1,000	0	2,000
Location Subtotal			0	0	3,000	3,000	0	6,000
State Subtotal			0	0	3,000	3,000	0	6,000



Indian Reservation Roads Programs

Federal Lands Highway

MN TIP Report



Entity Name F53407 - Leech Lake
 Program Class Code 651
 CSTIP Type TIP Fiscal Year 2013
 19-MAR-13 Funding Amount 3,573,018

State 27 - Minnesota
 Location F53407 - Leech Lake

Projects on the CSTIP within this state are listed and subtotaled in this section
 Covers that part of the reservation within the current state.

PCAS	F5310609	Phase	FY 2013 (\$)	FY 2014 (\$)	FY 2015 (\$)	FY 2016 (\$)	FY 2017 (\$)	Total
Class	R	CE	1,000	10,000	20,000	35,000	0	66,000
Name	RYAN'S VILLAGE ROAD	CONS	1,000	100,000	250,000	400,000	0	751,000
County	021 - Cass	PE	1,000	5,000	5,000	0	0	11,000
Project Type	RECONS	Z	0	0	0	0	0	0
Work Type	7	Total	3,000	115,000	275,000	435,000	0	828,000
PCAS	F5330004	Phase	FY 2013 (\$)	FY 2014 (\$)	FY 2015 (\$)	FY 2016 (\$)	FY 2017 (\$)	Total
Class	R	CE	0	5,000	50,000	0	0	55,000
Name	FINEDAY LOOP ROAD	CONS	0	50,000	500,000	0	0	550,000
County	007 - Beltrami	PE	0	5,000	5,000	0	0	10,000
Project Type	RECONS	Z	0	0	0	0	0	0
Work Type	7	Total	0	60,000	555,000	0	0	615,000
PCAS	F5340706	Phase	FY 2013 (\$)	FY 2014 (\$)	FY 2015 (\$)	FY 2016 (\$)	FY 2017 (\$)	Total
Class	O	CE	0	0	0	0	0	0
Name	PLANNING	CONS	0	0	0	0	0	0
County	021 - Cass	PE	25,000	25,000	25,000	25,000	0	100,000
Project Type	PLANING	Z	0	0	0	0	0	0
Work Type	P9	Total	25,000	25,000	25,000	25,000	0	100,000
PCAS	F5340720	Phase	FY 2013 (\$)	FY 2014 (\$)	FY 2015 (\$)	FY 2016 (\$)	FY 2017 (\$)	Total
Class	R	CE	2,000	0	0	0	0	2,000
Name	NORWAY HEIGHTS (TRACT 33 NORTH)	CONS	100,000	0	0	0	0	100,000
County	021 - Cass	PE	1,000	0	0	0	0	1,000
Project Type	RECONS	Z	0	0	0	0	0	0
Work Type	7	Total	103,000	0	0	0	0	103,000
PCAS	F5340722	Phase	FY 2013 (\$)	FY 2014 (\$)	FY 2015 (\$)	FY 2016 (\$)	FY 2017 (\$)	Total
Class	R	CE	1,000	15,000	10,000	50,000	0	76,000
Name	6 MILE LAKE ROAD	CONS	1,000	300,000	300,000	700,000	0	1,301,000
County	021 - Cass	PE	1,000	10,000	20,000	0	0	31,000
Project Type	RECONS	Z	0	0	0	0	0	0
Work Type	7	Total	3,000	325,000	330,000	750,000	0	1,408,000
PCAS	F5340730	Phase	FY 2013 (\$)	FY 2014 (\$)	FY 2015 (\$)	FY 2016 (\$)	FY 2017 (\$)	Total
Class	R	CE	0	30,000	80,000	60,000	0	170,000
Name	MISSION ROAD NE	CONS	455,018	400,000	450,000	850,000	0	2,155,018
County	007 - Beltrami	PE	25,000	20,000	10,000	0	0	55,000
Project Type	RECONS	Z	0	0	0	0	0	0
Work Type	7	Total	480,018	450,000	540,000	910,000	0	2,380,018



Indian Reservation Roads Programs

Federal Lands Highway

MN TIP Report



Entity Name F53407 - Leech Lake
 Program Class Code 651
 CSTIP Type TIP Fiscal Year 2013
 Funding Amount 3,573,018

State 27 - Minnesota
 Location F53407 - Leech Lake

Projects on the CSTIP within this state are listed and subtotaled in this section
 Covers that part of the reservation within the current state.

PCAS	F5340732	Phase	FY 2013 (\$)	FY 2014 (\$)	FY 2015 (\$)	FY 2016 (\$)	FY 2017 (\$)	Total
Class	R	CE	0	0	0	0	0	0
Name	CSAH #8 (COOP PROJECT-APPROACH	CONS	200,000	0	0	0	0	200,000
County	021 - Cass	PE	0	0	0	0	0	0
Project Type	BRIDGE	Z	0	0	0	0	0	0
Work Type	B1	Total	200,000	0	0	0	0	200,000
PCAS	F5340733	Phase	FY 2013 (\$)	FY 2014 (\$)	FY 2015 (\$)	FY 2016 (\$)	FY 2017 (\$)	Total
Class	R	CE	2,000	0	0	0	0	2,000
Name	PALACE CASINO NORTH	CONS	100,000	0	0	0	0	100,000
County	021 - Cass	PE	1,000	0	0	0	0	1,000
Project Type	NEWCON	Z	0	0	0	0	0	0
Work Type	7	Total	103,000	0	0	0	0	103,000
PCAS	F5340734	Phase	FY 2013 (\$)	FY 2014 (\$)	FY 2015 (\$)	FY 2016 (\$)	FY 2017 (\$)	Total
Class	R	CE	2,000	0	0	0	0	2,000
Name	TOWNLINE LAKE HOUSING	CONS	50,000	0	0	0	0	50,000
County	021 - Cass	PE	1,000	0	0	0	0	1,000
Project Type	NEWCON	Z	0	0	0	0	0	0
Work Type	7	Total	53,000	0	0	0	0	53,000
PCAS	F5340737	Phase	FY 2013 (\$)	FY 2014 (\$)	FY 2015 (\$)	FY 2016 (\$)	FY 2017 (\$)	Total
Class	R	CE	2,000	30,000	0	0	0	32,000
Name	CASS COUNTY ROAD 143	CONS	50,000	300,000	0	0	0	350,000
County	021 - Cass	PE	5,000	0	0	0	0	5,000
Project Type	RECONS	Z	0	0	0	0	0	0
Work Type	7	Total	57,000	330,000	0	0	0	387,000
PCAS	F5340738	Phase	FY 2013 (\$)	FY 2014 (\$)	FY 2015 (\$)	FY 2016 (\$)	FY 2017 (\$)	Total
Class	R	CE	2,000	3,000	0	0	0	5,000
Name	LOST LAKE ROAD (PLANTATION ROAD	CONS	100,000	100,000	0	0	0	200,000
County	007 - Beltrami	PE	12,000	2,000	0	0	0	14,000
Project Type	RECONS	Z	0	0	0	0	0	0
Work Type	7	Total	114,000	105,000	0	0	0	219,000
PCAS	F5340739	Phase	FY 2013 (\$)	FY 2014 (\$)	FY 2015 (\$)	FY 2016 (\$)	FY 2017 (\$)	Total
Class	R	CE	2,000	0	0	0	0	2,000
Name	SOUTH SAND LAKE ROAD	CONS	100,000	0	0	0	0	100,000
County	061 - Itasca	PE	1,000	0	0	0	0	1,000
Project Type	RECONS	Z	0	0	0	0	0	0
Work Type	7	Total	103,000	0	0	0	0	103,000



Indian Reservation Roads Programs

Federal Lands Highway

MN TIP Report



Entity Name F53407 - Leech Lake
 Program Class Code 651
 CSTIP Type TIP Fiscal Year 2013
 19-MAR-13 Funding Amount 3,573,018

State 27 - Minnesota
 Location F53407 - Leech Lake

Projects on the CSTIP within this state are listed and subtotaled in this section
 Covers that part of the reservation within the current state.

PCAS	F5340741	Phase	FY 2013 (\$)	FY 2014 (\$)	FY 2015 (\$)	FY 2016 (\$)	FY 2017 (\$)	Total
Class	R	CE	2,000	5,000	0	0	0	7,000
Name	EAST NATURE TRAIL	CONS	150,000	100,000	0	0	0	250,000
County	061 - Itasca	PE	10,000	5,000	0	0	0	15,000
Project Type	RECONS	Z	0	0	0	0	0	0
Work Type	7	Total	162,000	110,000	0	0	0	272,000
PCAS	F5340743	Phase	FY 2013 (\$)	FY 2014 (\$)	FY 2015 (\$)	FY 2016 (\$)	FY 2017 (\$)	Total
Class	R	CE	0	7,000	0	0	0	7,000
Name	CHIEF BOYD ROAD - BUCK LAKE	CONS	0	100,000	0	0	0	100,000
County	007 - Beltrami	PE	0	3,000	0	0	0	3,000
Project Type	RECONS	Z	0	0	0	0	0	0
Work Type	7	Total	0	110,000	0	0	0	110,000
PCAS	F5340744	Phase	FY 2013 (\$)	FY 2014 (\$)	FY 2015 (\$)	FY 2016 (\$)	FY 2017 (\$)	Total
Class	R	CE	0	25,000	10,000	10,000	0	45,000
Name	BENA STREETS	CONS	0	600,000	500,000	100,000	0	1,200,000
County	021 - Cass	PE	20,000	20,000	30,000	0	0	70,000
Project Type	RECONS	Z	0	0	0	0	0	0
Work Type	7	Total	20,000	645,000	540,000	110,000	0	1,315,000
PCAS	F5340745	Phase	FY 2013 (\$)	FY 2014 (\$)	FY 2015 (\$)	FY 2016 (\$)	FY 2017 (\$)	Total
Class	R	CE	0	0	10,000	20,000	0	30,000
Name	TRADERS BAY PLATS ROAD	CONS	0	0	200,000	300,000	0	500,000
County	021 - Cass	PE	0	0	20,000	0	0	20,000
Project Type	RECONS	Z	0	0	0	0	0	0
Work Type	7	Total	0	0	230,000	320,000	0	550,000
PCAS	F5340746	Phase	FY 2013 (\$)	FY 2014 (\$)	FY 2015 (\$)	FY 2016 (\$)	FY 2017 (\$)	Total
Class	R	CE	3,000	5,000	5,000	0	0	13,000
Name	WILKINSON STREETS	CONS	100,000	50,000	50,000	0	0	200,000
County	057 - Hubbard	PE	12,000	5,000	0	0	0	17,000
Project Type	RECONS	Z	0	0	0	0	0	0
Work Type	7	Total	115,000	60,000	55,000	0	0	230,000
PCAS	F5340747	Phase	FY 2013 (\$)	FY 2014 (\$)	FY 2015 (\$)	FY 2016 (\$)	FY 2017 (\$)	Total
Class	R	CE	0	0	0	0	0	0
Name	CR 75 TRAIL	CONS	225,000	0	0	0	0	225,000
County	021 - Cass	PE	0	0	0	0	0	0
Project Type	WALKWY	Z	0	0	0	0	0	0
Work Type	F1	Total	225,000	0	0	0	0	225,000



Indian Reservation Roads Programs

Federal Lands Highway

MN TIP Report



Entity Name F53407 - Leech Lake
 Program Class Code 651
 CSTIP Type TIP Fiscal Year 2013
 Funding Amount 3,573,018

State 27 - Minnesota
 Location F53407 - Leech Lake

Projects on the CSTIP within this state are listed and subtotaled in this section
 Covers that part of the reservation within the current state.

PCAS	F5340748	Phase	FY 2013 (\$)	FY 2014 (\$)	FY 2015 (\$)	FY 2016 (\$)	FY 2017 (\$)	Total
Class	R	CE	5,000	0	0	0	0	5,000
Name	GOVERNMENT CENTER (WORK FORCE	CONS	300,000	0	0	0	0	300,000
County	021 - Cass	PE	5,000	0	0	0	0	5,000
Project Type	NEWCON	Z	0	0	0	0	0	0
Work Type	7	Total	310,000	0	0	0	0	310,000
PCAS	F5340749	Phase	FY 2013 (\$)	FY 2014 (\$)	FY 2015 (\$)	FY 2016 (\$)	FY 2017 (\$)	Total
Class	R	CE	2,000	0	0	0	0	2,000
Name	TRIBAL ROADS COMPOUND	CONS	100,000	0	0	0	0	100,000
County	021 - Cass	PE	5,000	0	0	0	0	5,000
Project Type	RECONS	Z	0	0	0	0	0	0
Work Type	7	Total	107,000	0	0	0	0	107,000
PCAS	F5340750	Phase	FY 2013 (\$)	FY 2014 (\$)	FY 2015 (\$)	FY 2016 (\$)	FY 2017 (\$)	Total
Class	R	CE	2,000	0	0	0	0	2,000
Name	PIKE BAY TOWNSHIP ROAD	CONS	100,000	0	0	0	0	100,000
County	021 - Cass	PE	7,000	0	0	0	0	7,000
Project Type	RECONS	Z	0	0	0	0	0	0
Work Type	7	Total	109,000	0	0	0	0	109,000
PCAS	F5340751	Phase	FY 2013 (\$)	FY 2014 (\$)	FY 2015 (\$)	FY 2016 (\$)	FY 2017 (\$)	Total
Class	R	CE	2,000	0	0	0	0	2,000
Name	BUG SCHOOL ROAD	CONS	100,000	0	0	0	0	100,000
County	021 - Cass	PE	5,000	0	0	0	0	5,000
Project Type	RECONS	Z	0	0	0	0	0	0
Work Type	7	Total	107,000	0	0	0	0	107,000
PCAS	F5340752	Phase	FY 2013 (\$)	FY 2014 (\$)	FY 2015 (\$)	FY 2016 (\$)	FY 2017 (\$)	Total
Class	R	CE	2,000	5,000	0	0	0	7,000
Name	NORTH SIDE ADDITION	CONS	100,000	100,000	0	0	0	200,000
County	021 - Cass	PE	10,000	5,000	0	0	0	15,000
Project Type	RECONS	Z	0	0	0	0	0	0
Work Type	7	Total	112,000	110,000	0	0	0	222,000
PCAS	F5340753	Phase	FY 2013 (\$)	FY 2014 (\$)	FY 2015 (\$)	FY 2016 (\$)	FY 2017 (\$)	Total
Class	R	CE	2,000	3,000	0	0	0	5,000
Name	BALL CLUB HOUSING	CONS	100,000	100,000	0	0	0	200,000
County	061 - Itasca	PE	10,000	2,000	0	0	0	12,000
Project Type	RECONS	Z	0	0	0	0	0	0
Work Type	7	Total	112,000	105,000	0	0	0	217,000



Indian Reservation Roads Programs

Federal Lands Highway

MN TIP Report



Entity Name F53407 - Leech Lake
 Program Class Code 651
 CSTIP Type TIP Fiscal Year 2013
 19-MAR-13 Funding Amount 3,573,018

State 27 - Minnesota
 Location F53407 - Leech Lake

Projects on the CSTIP within this state are listed and subtotaled in this section
 Covers that part of the reservation within the current state.

PCAS	F53407RT	Phase	FY 2013 (\$)	FY 2014 (\$)	FY 2015 (\$)	FY 2016 (\$)	FY 2017 (\$)	Total
Class	O	CE	150,000	150,000	150,000	150,000	0	600,000
Name	TRANSIT	CONS	0	0	0	0	0	0
County	021 - Cass	PE	0	0	0	0	0	0
Project Type	TRANSIT	Z	0	0	0	0	0	0
Work Type	T2	Total	150,000	150,000	150,000	150,000	0	600,000
PCAS	F53RM407	Phase	FY 2013 (\$)	FY 2014 (\$)	FY 2015 (\$)	FY 2016 (\$)	FY 2017 (\$)	Total
Class	O	CE	0	0	0	0	0	0
Name	ROAD MAINTENANCE	CONS	0	0	0	0	0	0
County	021 - Cass	PE	0	0	0	0	0	0
Project Type	PLANING	Z	800,000	900,000	900,000	900,000	0	3,500,000
Work Type	P1	Total	800,000	900,000	900,000	900,000	0	3,500,000
Location Subtotal			3,573,018	3,600,000	3,600,000	3,600,000	0	14,373,018
State Subtotal			3,573,018	3,600,000	3,600,000	3,600,000	0	14,373,018
CSTIP Subtotal			3,573,018	3,600,000	3,600,000	3,600,000	0	14,373,018
Report Total			3,573,018	3,600,000	3,600,000	3,600,000	0	14,373,018



Indian Reservation Roads Programs

Federal Lands Highway

MN TIP Report



Entity Name F60474 - Grand Traverse
 Program Class Code 656
 CSTIP Type TIP Fiscal Year 2013
 19-MAR-13 Funding Amount 76,582

State		26 - Michigan		Projects on the CSTIP within this state are listed and subtotaled in this section					
Location		F60474 - Grand Traverse Band		Covers that part of the reservation within the current state.					
PCAS	F60474TP	Phase	FY 2013 (\$)	FY 2014 (\$)	FY 2015 (\$)	FY 2016 (\$)	FY 2017 (\$)	Total	
Class	O	CE	0	0	0	0	0	0	
Name	2% Planning - GTB	CONS	0	0	0	0	0	0	
County	055 - Grand Traverse	PE	0	0	0	0	0	0	
Project Type	PLANING	Z	76,582	76,582	76,582	76,582	0	306,328	
Work Type	P9	Total	76,582	76,582	76,582	76,582	0	306,328	
Location Subtotal			76,582	76,582	76,582	76,582	0	306,328	
State Subtotal			76,582	76,582	76,582	76,582	0	306,328	
STIP Subtotal			76,582	76,582	76,582	76,582	0	306,328	
Report Total			76,582	76,582	76,582	76,582	0	306,328	



Indian Reservation Roads Programs

Federal Lands Highway

MN TIP Report



Entity Name F53410 - Mille Lacs
 Program Class Code 651
 CSTIP Type TIP Fiscal Year 2013
 11-APR-13 Funding Amount 948,012

State 27 - Minnesota
 Location F53410 - Mille Lacs

Projects on the CSTIP within this state are listed and subtotaled in this section
 Covers that part of the reservation within the current state.

PCAS	F5305008	Phase	FY 2013 (\$)	FY 2014 (\$)	FY 2015 (\$)	FY 2016 (\$)	FY 2017 (\$)	Total
Class	R	CE	0	0	0	0	0	0
Name	AATAGE DRIVE EXTENSION	CONS	1,000	1,000	1,000	0	0	3,000
County	095 - Mille Lacs	PE	0	0	0	0	0	0
Project Type	RECONS	Z	0	0	0	0	0	0
Work Type	7	Total	1,000	1,000	1,000	0	0	3,000
PCAS	F5341006	Phase	FY 2013 (\$)	FY 2014 (\$)	FY 2015 (\$)	FY 2016 (\$)	FY 2017 (\$)	Total
Class	O	CE	0	0	0	0	0	0
Name	IRR PLANNING PROJECT	CONS	0	0	0	0	0	0
County	095 - Mille Lacs	PE	37,012	37,000	25,000	37,000	0	136,012
Project Type	PLANING	Z	0	0	0	0	0	0
Work Type	P9	Total	37,012	37,000	25,000	37,000	0	136,012
PCAS	F5341010	Phase	FY 2013 (\$)	FY 2014 (\$)	FY 2015 (\$)	FY 2016 (\$)	FY 2017 (\$)	Total
Class	R	CE	25,964	6,500	14,500	0	0	46,964
Name	SHER HOUSING DEVELOPMENT	CONS	244,036	400,000	452,000	50,000	0	1,146,036
County	095 - Mille Lacs	PE	0	0	0	0	0	0
Project Type	NEWCON	Z	0	5,000	1,000	0	0	6,000
Work Type	7	Total	270,000	411,500	467,500	50,000	0	1,199,000
PCAS	F5341012	Phase	FY 2013 (\$)	FY 2014 (\$)	FY 2015 (\$)	FY 2016 (\$)	FY 2017 (\$)	Total
Class	R	CE	0	0	0	0	0	0
Name	ZHINGWAAK II HOUSING DEVELOPMENT	CONS	1,000	0	0	0	0	1,000
County	095 - Mille Lacs	PE	0	0	0	0	0	0
Project Type	NEWCON	Z	0	0	0	0	0	0
Work Type	7	Total	1,000	0	0	0	0	1,000
PCAS	F5341013	Phase	FY 2013 (\$)	FY 2014 (\$)	FY 2015 (\$)	FY 2016 (\$)	FY 2017 (\$)	Total
Class	R	CE	5,000	0	0	0	0	5,000
Name	TRIBAL GOVERNMENT PARKING LOTS R	CONS	300,000	0	0	0	0	300,000
County	095 - Mille Lacs	PE	10,000	0	0	0	0	10,000
Project Type	REHAB	Z	5,000	0	0	0	0	5,000
Work Type	7	Total	320,000	0	0	0	0	320,000
PCAS	F5341014	Phase	FY 2013 (\$)	FY 2014 (\$)	FY 2015 (\$)	FY 2016 (\$)	FY 2017 (\$)	Total
Class	R	CE	5,000	0	0	0	0	5,000
Name	DISTRICT 1 ROAD PAVING PROJECT	CONS	1,000	0	0	0	0	1,000
County	095 - Mille Lacs	PE	0	0	0	0	0	0
Project Type	REHAB	Z	0	0	0	0	0	0
Work Type	7	Total	6,000	0	0	0	0	6,000



Indian Reservation Roads Programs

Federal Lands Highway

MN TIP Report



Entity Name F53410 - Mille Lacs
 Program Class Code 651
 CSTIP Type TIP Fiscal Year 2013
 11-APR-13 Funding Amount 948,012

State 27 - Minnesota
 Location F53410 - Mille Lacs

Projects on the CSTIP within this state are listed and subtotaled in this section
 Covers that part of the reservation within the current state.

PCAS	F5341015	Phase	FY 2013 (\$)	FY 2014 (\$)	FY 2015 (\$)	FY 2016 (\$)	FY 2017 (\$)	Total
Class	O	CE	0	0	0	0	0	0
Name	NEW FACILITIES BUILDING	CONS	0	0	0	0	0	0
County	095 - Mille Lacs	PE	0	0	0	0	0	0
Project Type	SAFETY	Z	0	100,000	256,500	663,000	0	1,019,500
Work Type	T3	Total	0	100,000	256,500	663,000	0	1,019,500
PCAS	F5341016	Phase	FY 2013 (\$)	FY 2014 (\$)	FY 2015 (\$)	FY 2016 (\$)	FY 2017 (\$)	Total
Class	R	CE	1,000	0	0	0	0	1,000
Name	TRIBAL GOVERNMENT PARKING LOTS	CONS	1,000	195,500	0	0	0	196,500
County	115 - Pine	PE	1,000	5,000	0	0	0	6,000
Project Type	REHAB	Z	0	0	0	0	0	0
Work Type	7	Total	3,000	200,500	0	0	0	203,500
PCAS	F5341017	Phase	FY 2013 (\$)	FY 2014 (\$)	FY 2015 (\$)	FY 2016 (\$)	FY 2017 (\$)	Total
Class	R	CE	10,000	0	0	0	0	10,000
Name	Wagidaaki Safety Improvement	CONS	50,000	0	0	0	0	50,000
County	095 - Mille Lacs	PE	0	0	0	0	0	0
Project Type	SAFETY	Z	0	0	0	0	0	0
Work Type	P6	Total	60,000	0	0	0	0	60,000
PCAS	F53410RM	Phase	FY 2013 (\$)	FY 2014 (\$)	FY 2015 (\$)	FY 2016 (\$)	FY 2017 (\$)	Total
Class	O	CE	0	0	0	0	0	0
Name	ROAD MAINTENANCE	CONS	0	0	0	0	0	0
County	095 - Mille Lacs	PE	0	0	0	0	0	0
Project Type	SAFETY	Z	250,000	250,000	250,000	250,000	0	1,000,000
Work Type	P1	Total	250,000	250,000	250,000	250,000	0	1,000,000
Location Subtotal			948,012	1,000,000	1,000,000	1,000,000	0	3,948,012
State Subtotal			948,012	1,000,000	1,000,000	1,000,000	0	3,948,012
CSTIP Subtotal			948,012	1,000,000	1,000,000	1,000,000	0	3,948,012
Report Total			948,012	1,000,000	1,000,000	1,000,000	0	3,948,012



Indian Reservation Roads Programs

Federal Lands Highway

MN TIP Report



Entity Name F57403 - Prairie Island
 Program Class Code 31E
 CSTIP Type TIP Fiscal Year 2012
 26-JUL-12 Funding Amount 606,700

State 27 - Minnesota
 Location F57403 - Prairie Island

Projects on the CSTIP withn this state are listed and subtotaled in this section
 Covers that part of the reservation within the current state.

PCAS	F5740302	Phase	FY 2012 (\$)	FY 2013 (\$)	FY 2014 (\$)	FY 2015 (\$)	FY 2016 (\$)	Total
Class	O	CE	8,000	2,000	0	0	0	10,000
Name	Marina Road Boat Launch	CONS	60,000	12,000	0	0	0	72,000
County	049 - Goodhue	PE	10,000	0	0	0	0	10,000
Project Type	RECONS	Z	2,000	1,000	0	0	0	3,000
Work Type	7	Total	80,000	15,000	0	0	0	95,000
PCAS	F5740305	Phase	FY 2012 (\$)	FY 2013 (\$)	FY 2014 (\$)	FY 2015 (\$)	FY 2016 (\$)	Total
Class	O	CE	0	73,300	175,000	195,000	0	443,300
Name	PIIC Commuter/Passenger Rail Station	CONS	0	0	0	0	0	0
County	049 - Goodhue	PE	0	125,000	15,000	0	0	140,000
Project Type	TRANSIT	Z	0	4,000	7,600	5,000	0	16,600
Work Type	T2	Total	0	202,300	197,600	200,000	0	599,900
PCAS	F5740311	Phase	FY 2012 (\$)	FY 2013 (\$)	FY 2014 (\$)	FY 2015 (\$)	FY 2016 (\$)	Total
Class	R	CE	0	500	500	10,000	0	11,000
Name	Sturgeon Lake Road Bridge Project	CONS	0	500	13,500	100,000	0	114,000
County	049 - Goodhue	PE	0	15,000	75,000	0	0	90,000
Project Type	RECONS	Z	0	4,000	4,000	5,000	0	13,000
Work Type	7	Total	0	20,000	93,000	115,000	0	228,000
PCAS	F5740313	Phase	FY 2012 (\$)	FY 2013 (\$)	FY 2014 (\$)	FY 2015 (\$)	FY 2016 (\$)	Total
Class	R	CE	15,000	10,000	0	0	0	25,000
Name	6003 Roads	CONS	75,000	50,000	0	0	0	125,000
County	049 - Goodhue	PE	3,000	0	0	0	0	3,000
Project Type	NEWCON	Z	17,000	5,000	0	0	0	22,000
Work Type	7	Total	110,000	65,000	0	0	0	175,000
PCAS	F5740314	Phase	FY 2012 (\$)	FY 2013 (\$)	FY 2014 (\$)	FY 2015 (\$)	FY 2016 (\$)	Total
Class	R	CE	0	0	0	500	0	500
Name	Buffalo Highlands Residential Developme	CONS	0	0	0	25,000	0	25,000
County	049 - Goodhue	PE	0	0	0	51,000	0	51,000
Project Type	NEWCON	Z	0	0	0	1,500	0	1,500
Work Type	7	Total	0	0	0	78,000	0	78,000
PCAS	F5740315	Phase	FY 2012 (\$)	FY 2013 (\$)	FY 2014 (\$)	FY 2015 (\$)	FY 2016 (\$)	Total
Class	O	CE	4,000	4,000	4,000	3,500	0	15,500
Name	PIIC Tribal Community Parking Lots	CONS	54,000	45,000	45,000	40,000	0	184,000
County	049 - Goodhue	PE	1,500	1,500	1,500	1,500	0	6,000
Project Type	RECONS	Z	500	4,500	4,500	1,000	0	10,500
Work Type	7	Total	60,000	55,000	55,000	46,000	0	216,000



Indian Reservation Roads Programs

Federal Lands Highway

MN TIP Report



Entity Name F57403 - Prairie Island
 Program Class Code 31E
 CSTIP Type TIP Fiscal Year 2012
 26-JUL-12 Funding Amount 606,700

State 27 - Minnesota
 Location F57403 - Prairie Island

Projects on the CSTIP withn this state are listed and subtotaled in this section
 Covers that part of the reservation within the current state.

PCAS	F5740316	Phase	FY 2012 (\$)	FY 2013 (\$)	FY 2014 (\$)	FY 2015 (\$)	FY 2016 (\$)	Total
Class	O	CE	10,000	4,000	4,000	3,500	0	21,500
Name	PIIC Tribal Enterprise Parking Lots	CONS	255,000	45,000	45,000	40,000	0	385,000
County	049 - Goodhue	PE	1,500	1,500	1,500	1,500	0	6,000
Project Type	RECONS	Z	1,000	4,500	4,500	1,000	0	11,000
Work Type	7	Total	267,500	55,000	55,000	46,000	0	423,500
PCAS	F57403RM	Phase	FY 2012 (\$)	FY 2013 (\$)	FY 2014 (\$)	FY 2015 (\$)	FY 2016 (\$)	Total
Class	O	CE	0	0	0	0	0	0
Name	IRR Road Maintenance	CONS	0	0	0	0	0	0
County	049 - Goodhue	PE	0	0	0	0	0	0
Project Type	PLANING	Z	85,000	144,000	136,800	75,000	0	440,800
Work Type	P10	Total	85,000	144,000	136,800	75,000	0	440,800
PCAS	F57403TP	Phase	FY 2012 (\$)	FY 2013 (\$)	FY 2014 (\$)	FY 2015 (\$)	FY 2016 (\$)	Total
Class	O	CE	0	0	0	0	0	0
Name	Transportation Planning	CONS	0	0	0	0	0	0
County	049 - Goodhue	PE	2,200	10,000	5,000	5,000	0	22,200
Project Type	PLANING	Z	0	0	0	0	0	0
Work Type	P10	Total	2,200	10,000	5,000	5,000	0	22,200
PCAS	F57403TR	Phase	FY 2012 (\$)	FY 2013 (\$)	FY 2014 (\$)	FY 2015 (\$)	FY 2016 (\$)	Total
Class	O	CE	2,000	10,000	5,000	5,000	0	22,000
Name	IRR Transit	CONS	0	0	0	0	0	0
County	049 - Goodhue	PE	0	0	0	0	0	0
Project Type	TRANSIT	Z	0	0	0	0	0	0
Work Type	T4	Total	2,000	10,000	5,000	5,000	0	22,000
Location Subtotal			606,700	576,300	547,400	570,000	0	2,300,400
State Subtotal			606,700	576,300	547,400	570,000	0	2,300,400
CSTIP Subtotal			606,700	576,300	547,400	570,000	0	2,300,400
Report Total			606,700	576,300	547,400	570,000	0	2,300,400



Indian Reservation Roads Programs

Federal Lands Highway

MN TIP Report



Entity Name F52409 - Red Lake
 Program Class Code 651
 CSTIP Type TIP Fiscal Year 2013
 19-MAR-13 Funding Amount 2,442,817

State 27 - Minnesota
 Location F52409 - Red Lake

Projects on the CSTIP within this state are listed and subtotaled in this section
 Covers that part of the reservation within the current state.

PCAS F5202811
 Class R
 Name NORTHEAST BOUNDARY ROAD
 County 007 - Beltrami
 Project Type REHAB
 Work Type 7

Phase
 CE
 CONS
 PE
 Z
 Total

FY 2013 (\$)	FY 2014 (\$)	FY 2015 (\$)	FY 2016 (\$)	FY 2017 (\$)
0	0	0	150,000	0
0	0	0	1,200,000	0
90,000	10,000	2,000	0	0
10,000	5,000	1,000	20,000	0
100,000	15,000	3,000	1,370,000	0

Total
 150,000
 1,200,000
 102,000
 36,000
 1,488,000

PCAS F5205011
 Class R
 Name THUNDER LAKE ROAD EAST
 County 007 - Beltrami
 Project Type NEWCON
 Work Type 7

Phase
 CE
 CONS
 PE
 Z
 Total

FY 2013 (\$)	FY 2014 (\$)	FY 2015 (\$)	FY 2016 (\$)	FY 2017 (\$)
0	0	300,000	187,500	0
0	0	2,000,000	1,000,000	0
245,000	25,000	282,000	0	0
10,000	10,000	15,000	12,000	0
255,000	35,000	2,597,000	1,199,500	0

Total
 487,500
 3,000,000
 552,000
 47,000
 4,086,500

PCAS F5240905
 Class R
 Name HIGHLANDS SECOND ADDITION STREET
 County 007 - Beltrami
 Project Type NEWCON
 Work Type 7

Phase
 CE
 CONS
 PE
 Z
 Total

FY 2013 (\$)	FY 2014 (\$)	FY 2015 (\$)	FY 2016 (\$)	FY 2017 (\$)
67,000	0	0	0	0
525,000	0	0	0	0
0	0	0	0	0
15,000	0	0	0	0
607,000	0	0	0	0

Total
 67,000
 525,000
 0
 15,000
 607,000

PCAS F5240906
 Class R
 Name HEART LAKE ADDITION STREETS
 County 007 - Beltrami
 Project Type NEWCON
 Work Type 7

Phase
 CE
 CONS
 PE
 Z
 Total

FY 2013 (\$)	FY 2014 (\$)	FY 2015 (\$)	FY 2016 (\$)	FY 2017 (\$)
120,000	285,000	0	0	0
1,220,817	2,000,000	0	0	0
0	0	0	0	0
10,000	15,000	0	0	0
1,350,817	2,300,000	0	0	0

Total
 405,000
 3,220,817
 0
 25,000
 3,650,817

PCAS F5240907
 Class R
 Name FISHERY ROAD (PHASE 1)
 County 007 - Beltrami
 Project Type RECONS
 Work Type 3

Phase
 CE
 CONS
 PE
 Z
 Total

FY 2013 (\$)	FY 2014 (\$)	FY 2015 (\$)	FY 2016 (\$)	FY 2017 (\$)
1,000	0	0	0	0
30,000	0	0	0	0
2,000	0	0	0	0
0	0	0	0	0
33,000	0	0	0	0

Total
 1,000
 30,000
 2,000
 0
 33,000

PCAS F5240908
 Class R
 Name RED LAKE CATHOLIC CEMETERY ROAD
 County 007 - Beltrami
 Project Type OVRLAY
 Work Type 7

Phase
 CE
 CONS
 PE
 Z
 Total

FY 2013 (\$)	FY 2014 (\$)	FY 2015 (\$)	FY 2016 (\$)	FY 2017 (\$)
0	0	0	0	0
1,000	0	0	0	0
0	0	0	0	0
0	0	0	0	0
1,000	0	0	0	0

Total
 0
 1,000
 0
 0
 1,000



Indian Reservation Roads Programs

Federal Lands Highway

MN TIP Report



Entity Name F52409 - Red Lake
 Program Class Code 651
 CSTIP Type TIP Fiscal Year 2013
 19-MAR-13 Funding Amount 2,442,817

State 27 - Minnesota
 Location F52409 - Red Lake

Projects on the CSTIP within this state are listed and subtotaled in this section
 Covers that part of the reservation within the current state.

PCAS	F5240909	Phase	FY 2013 (\$)	FY 2014 (\$)	FY 2015 (\$)	FY 2016 (\$)	FY 2017 (\$)	Total
Class	B	CE	0	0	0	0	0	0
Name	MUDD RIVER BRIDGE (PHASE 1)	CONS	0	0	0	0	0	0
County	007 - Beltrami	PE	1,000	0	0	0	0	1,000
Project Type	RECONS	Z	0	0	0	0	0	0
Work Type	B1	Total	1,000	0	0	0	0	1,000
PCAS	F5240910	Phase	FY 2013 (\$)	FY 2014 (\$)	FY 2015 (\$)	FY 2016 (\$)	FY 2017 (\$)	Total
Class	R	CE	0	0	0	0	0	0
Name	THUNDER LAKE CONNECTOR	CONS	0	0	0	0	0	0
County	007 - Beltrami	PE	0	0	0	70,076	0	70,076
Project Type	RECONS	Z	0	0	0	5,000	0	5,000
Work Type	7	Total	0	0	0	75,076	0	75,076
PCAS	F52409A4	Phase	FY 2013 (\$)	FY 2014 (\$)	FY 2015 (\$)	FY 2016 (\$)	FY 2017 (\$)	Total
Class	R	CE	0	0	0	0	0	0
Name	NORTH SHORE ROAD	CONS	0	0	0	0	0	0
County	007 - Beltrami	PE	90,000	12,000	2,000	1,000	0	105,000
Project Type	REHAB	Z	5,000	6,000	1,000	0	0	12,000
Work Type	7	Total	95,000	18,000	3,000	1,000	0	117,000
Location Subtotal			2,442,817	2,368,000	2,603,000	2,645,576	0	10,059,393
State Subtotal			2,442,817	2,368,000	2,603,000	2,645,576	0	10,059,393
CSTIP Subtotal			2,442,817	2,368,000	2,603,000	2,645,576	0	10,059,393
Report Total			2,442,817	2,368,000	2,603,000	2,645,576	0	10,059,393



Indian Reservation Roads Programs

Federal Lands Highway

MN TIP Report



Entity Name F57411 - Shakopee (Prior Lake)
 Program Class Code 651
 CSTIP Type TIP Fiscal Year 2013
 26-APR-13 Funding Amount 324,389

State 27 - Minnesota Projects on the CSTIP within this state are listed and subtotaled in this section
 Location F57411 - Shakopee (Prior Lake) Covers that part of the reservation within the current state.

PCAS	F57411C2	Phase	FY 2013 (\$)	FY 2014 (\$)	FY 2015 (\$)	FY 2016 (\$)	FY 2017 (\$)	Total
Class	R	CE	0	50,000	100,000	0	0	150,000
Name	CR 83 - South	CONS	0	50,000	0	0	0	50,000
County	139 - Scott	PE	324,389	225,000	90,000	0	0	639,389
Project Type	RECONS	Z	0	0	0	0	0	0
Work Type	7	Total	324,389	325,000	190,000	0	0	839,389
PCAS	F57411C3	Phase	FY 2013 (\$)	FY 2014 (\$)	FY 2015 (\$)	FY 2016 (\$)	FY 2017 (\$)	Total
Class	R	CE	0	0	0	0	0	0
Name	CR 42	CONS	0	0	0	0	0	0
County	139 - Scott	PE	0	0	0	210,000	0	210,000
Project Type	REHAB	Z	0	0	0	0	0	0
Work Type	7	Total	0	0	0	210,000	0	210,000
PCAS	F57411C4	Phase	FY 2013 (\$)	FY 2014 (\$)	FY 2015 (\$)	FY 2016 (\$)	FY 2017 (\$)	Total
Class	R	CE	0	0	0	60,000	0	60,000
Name	Valley View Road	CONS	0	0	0	0	0	0
County	139 - Scott	PE	0	0	135,000	55,000	0	190,000
Project Type	RECONS	Z	0	0	0	0	0	0
Work Type	7	Total	0	0	135,000	115,000	0	250,000
Location Subtotal			324,389	325,000	325,000	325,000	0	1,299,389
State Subtotal			324,389	325,000	325,000	325,000	0	1,299,389
CSTIP Subtotal			324,389	325,000	325,000	325,000	0	1,299,389
Report Total			324,389	325,000	325,000	325,000	0	1,299,389



Indian Reservation Roads Programs

Federal Lands Highway

MN TIP Report



Entity Name F57401 - Upper Sioux
 Program Class Code 651
 CSTIP Type TIP Fiscal Year 2013
 12-FEB-13 Funding Amount 375,873

State 27 - Minnesota
 Location F57401 - Upper Sioux

Projects on the CSTIP withn this state are listed and subtotaled in this section
 Covers that part of the reservation within the current state.

PCAS	F5740102	Phase	FY 2013 (\$)	FY 2014 (\$)	FY 2015 (\$)	FY 2016 (\$)	FY 2017 (\$)	Total
Class	R	CE	1,000	10,000	10,000	10,000	0	31,000
Name	Prairie's Edge Lane Project	CONS	1,000	100,000	100,000	100,000	0	301,000
County	173 - Yellow Medicine	PE	3,000	15,000	15,000	15,000	0	48,000
Project Type	RECONS	Z	0	0	0	0	0	0
Work Type	7	Total	5,000	125,000	125,000	125,000	0	380,000
PCAS	F5740115	Phase	FY 2013 (\$)	FY 2014 (\$)	FY 2015 (\$)	FY 2016 (\$)	FY 2017 (\$)	Total
Class	R	CE	1,000	10,000	10,000	10,000	0	31,000
Name	560th Street Project	CONS	1,000	100,000	100,000	100,000	0	301,000
County	173 - Yellow Medicine	PE	3,000	15,000	15,000	15,000	0	48,000
Project Type	RECONS	Z	0	0	0	0	0	0
Work Type	7	Total	5,000	125,000	125,000	125,000	0	380,000
PCAS	F57401RM	Phase	FY 2013 (\$)	FY 2014 (\$)	FY 2015 (\$)	FY 2016 (\$)	FY 2017 (\$)	Total
Class	O	CE	0	0	0	0	0	0
Name	TTP Road Maintenance Project	CONS	0	0	0	0	0	0
County	173 - Yellow Medicine	PE	0	0	0	0	0	0
Project Type	PLANING	Z	365,873	126,743	126,743	126,743	0	746,102
Work Type	P10	Total	365,873	126,743	126,743	126,743	0	746,102
Location Subtotal			375,873	376,743	376,743	376,743	0	1,506,102
State Subtotal			375,873	376,743	376,743	376,743	0	1,506,102
CSTIP Subtotal			375,873	376,743	376,743	376,743	0	1,506,102
Report Total			375,873	376,743	376,743	376,743	0	1,506,102



Indian Reservation Roads Programs

Federal Lands Highway

MN TIP Report



Entity Name F53408 - White Earth
 Program Class Code 651
 CSTIP Type TIP Fiscal Year 2013
 29-MAY-13 Funding Amount 1,720,294

State 27 - Minnesota
 Location F53408 - White Earth

Projects on the CSTIP within this state are listed and subtotaled in this section
 Covers that part of the reservation within the current state.

PCAS	F5301404	Phase	FY 2013 (\$)	FY 2014 (\$)	FY 2015 (\$)	FY 2016 (\$)	FY 2017 (\$)	Total
Class	R	CE	0	0	0	0	0	0
Name	CLARK ROAD	CONS	0	0	0	0	0	0
County	087 - Mahnomen	PE	1,000	1,000	1,000	1,000	0	4,000
Project Type	RECONS	Z	1,000	1,000	1,000	1,000	0	4,000
Work Type	3	Total	2,000	2,000	2,000	2,000	0	8,000
PCAS	F5301828	Phase	FY 2013 (\$)	FY 2014 (\$)	FY 2015 (\$)	FY 2016 (\$)	FY 2017 (\$)	Total
Class	R	CE	0	0	0	0	0	0
Name	WAUBUN TRANSFER STATION ROAD	CONS	0	0	0	0	0	0
County	087 - Mahnomen	PE	1,000	1,000	1,000	1,000	0	4,000
Project Type	RECONS	Z	1,000	1,000	1,000	1,000	0	4,000
Work Type	7	Total	2,000	2,000	2,000	2,000	0	8,000
PCAS	F5303010	Phase	FY 2013 (\$)	FY 2014 (\$)	FY 2015 (\$)	FY 2016 (\$)	FY 2017 (\$)	Total
Class	R	CE	5,000	1,000	20,000	5,000	0	31,000
Name	WHITE EARTH SOUTH HOUSING	CONS	20,000	1,000	130,000	125,000	0	276,000
County	005 - Becker	PE	5,000	5,000	5,000	5,000	0	20,000
Project Type	RECONS	Z	5,000	5,000	5,000	5,000	0	20,000
Work Type	7	Total	35,000	12,000	160,000	140,000	0	347,000
PCAS	F5308008	Phase	FY 2013 (\$)	FY 2014 (\$)	FY 2015 (\$)	FY 2016 (\$)	FY 2017 (\$)	Total
Class	R	CE	0	30,000	40,000	40,000	0	110,000
Name	ELBOW LAKE STREETS	CONS	0	0	400,000	200,000	0	600,000
County	005 - Becker	PE	1,000	10,000	10,000	20,000	0	41,000
Project Type	RECONS	Z	1,000	10,000	10,000	20,000	0	41,000
Work Type	7	Total	2,000	50,000	460,000	280,000	0	792,000
PCAS	F5309008	Phase	FY 2013 (\$)	FY 2014 (\$)	FY 2015 (\$)	FY 2016 (\$)	FY 2017 (\$)	Total
Class	R	CE	0	5,000	50,000	20,000	0	75,000
Name	WILD RICE LOOP	CONS	0	5,000	450,000	200,000	0	655,000
County	029 - Clearwater	PE	1,000	5,000	10,000	20,000	0	36,000
Project Type	RECONS	Z	1,000	5,000	10,000	20,000	0	36,000
Work Type	7	Total	2,000	20,000	520,000	260,000	0	802,000
PCAS	F5311711	Phase	FY 2013 (\$)	FY 2014 (\$)	FY 2015 (\$)	FY 2016 (\$)	FY 2017 (\$)	Total
Class	R	CE	1,000	10,000	1,000	0	0	12,000
Name	NAYTAHWAUSH FIRE HALL	CONS	6,000	100,000	1,000	0	0	107,000
County	087 - Mahnomen	PE	1,000	5,000	1,000	1,000	0	8,000
Project Type	RECONS	Z	1,000	5,000	1,000	1,000	0	8,000
Work Type	7	Total	9,000	120,000	4,000	2,000	0	135,000



Indian Reservation Roads Programs

Federal Lands Highway

MN TIP Report



Entity Name F53408 - White Earth
 Program Class Code 651
 CSTIP Type TIP Fiscal Year 2013
 29-MAY-13 Funding Amount 1,720,294

State 27 - Minnesota
 Location F53408 - White Earth

Projects on the CSTIP within this state are listed and subtotaled in this section
 Covers that part of the reservation within the current state.

PCAS	F5313305	Phase	FY 2013 (\$)	FY 2014 (\$)	FY 2015 (\$)	FY 2016 (\$)	FY 2017 (\$)	Total
Class	R	CE	1,000	40,000	1,000	1,000	0	43,000
Name	MISSION ROAD	CONS	10,000	450,000	1,000	1,000	0	462,000
County	005 - Becker	PE	5,000	10,000	1,000	1,000	0	17,000
Project Type	RECONS	Z	5,000	10,000	1,000	1,000	0	17,000
Work Type	7	Total	21,000	510,000	4,000	4,000	0	539,000
PCAS	F5316710	Phase	FY 2013 (\$)	FY 2014 (\$)	FY 2015 (\$)	FY 2016 (\$)	FY 2017 (\$)	Total
Class	R	CE	1,000	1,000	1,000	30,000	0	33,000
Name	WOMEN'S SHELTER ROAD	CONS	1,000	1,000	1,000	300,000	0	303,000
County	005 - Becker	PE	1,000	1,000	1,000	20,000	0	23,000
Project Type	NEWCON	Z	1,000	1,000	1,000	20,000	0	23,000
Work Type	7	Total	4,000	4,000	4,000	370,000	0	382,000
PCAS	F5317811	Phase	FY 2013 (\$)	FY 2014 (\$)	FY 2015 (\$)	FY 2016 (\$)	FY 2017 (\$)	Total
Class	R	CE	80,000	20,000	1,000	0	0	101,000
Name	WORKFORCE TRAINING CENTER ROAD	CONS	663,014	300,000	1,000	0	0	964,014
County	087 - Mahnomen	PE	70,000	10,000	1,000	0	0	81,000
Project Type	RECONS	Z	10,000	10,000	1,000	2,000	0	23,000
Work Type	7	Total	823,014	340,000	4,000	2,000	0	1,169,014
PCAS	F5322213	Phase	FY 2013 (\$)	FY 2014 (\$)	FY 2015 (\$)	FY 2016 (\$)	FY 2017 (\$)	Total
Class	R	CE	20,000	10,000	1,000	0	0	31,000
Name	NAYTAHWAUSH HEADSTART	CONS	80,000	20,000	1,000	0	0	101,000
County	087 - Mahnomen	PE	20,000	5,000	1,000	1,000	0	27,000
Project Type	RECONS	Z	10,000	5,000	1,000	1,000	0	17,000
Work Type	7	Total	130,000	40,000	4,000	2,000	0	176,000
PCAS	F53408RM	Phase	FY 2013 (\$)	FY 2014 (\$)	FY 2015 (\$)	FY 2016 (\$)	FY 2017 (\$)	Total
Class	O	CE	0	0	0	0	0	0
Name	TTP ROAD MAINTENANCE	CONS	0	0	0	0	0	0
County	087 - Mahnomen	PE	0	0	0	0	0	0
Project Type	PLANING	Z	440,000	400,000	340,000	440,000	0	1,620,000
Work Type	P10	Total	440,000	400,000	340,000	440,000	0	1,620,000
PCAS	F53408TP	Phase	FY 2013 (\$)	FY 2014 (\$)	FY 2015 (\$)	FY 2016 (\$)	FY 2017 (\$)	Total
Class	O	CE	0	0	0	0	0	0
Name	TTP TRANSPORTATION PLANNING	CONS	0	0	0	0	0	0
County	087 - Mahnomen	PE	100,280	107,280	103,280	103,280	0	414,120
Project Type	PLANING	Z	0	0	0	0	0	0
Work Type	P9	Total	100,280	107,280	103,280	103,280	0	414,120



Indian Reservation Roads Programs

Federal Lands Highway

MN TIP Report



Entity Name F53408 - White Earth
 Program Class Code 651
 CSTIP Type TIP Fiscal Year 2013
 29-MAY-13 Funding Amount 1,720,294

State 27 - Minnesota
 Location F53408 - White Earth

Projects on the CSTIP within this state are listed and subtotaled in this section
 Covers that part of the reservation within the current state.

PCAS	F53408TR	Phase	FY 2013 (\$)	FY 2014 (\$)	FY 2015 (\$)	FY 2016 (\$)	FY 2017 (\$)	Total
Class	O	CE	150,000	150,000	150,000	150,000	0	600,000
Name	TTP TRANSIT	CONS	0	0	0	0	0	0
County	087 - Mahnomen	PE	0	0	0	0	0	0
Project Type	TRANSIT	Z	0	0	0	0	0	0
Work Type	T4	Total	150,000	150,000	150,000	150,000	0	600,000
Location Subtotal			1,720,294	1,757,280	1,757,280	1,757,280	0	6,992,134
State Subtotal			1,720,294	1,757,280	1,757,280	1,757,280	0	6,992,134
CSTIP Subtotal			1,720,294	1,757,280	1,757,280	1,757,280	0	6,992,134
Report Total			1,720,294	1,757,280	1,757,280	1,757,280	0	6,992,134

Recreational Trails Program

RECREATIONAL TRAILS PROGRAM

The Recreational Trails Program provides funds to develop, maintain, and enhance recreational trails for both motorized and non-motorized recreational trail users. Funds are appropriated to the State by formula, 50 percent equally among all eligible states and 50 percent in proportion to the amount of off-road recreational fuel use. The maximum federal share in Minnesota is 75 percent for these projects, and a 25 percent cash or pre-approved in-kind match is required. Only state agencies, cities, counties, townships, tribal governments or private trail organizations sponsored by a local unit of government are eligible to apply.

The Minnesota Department of Natural Resources (MNDNR) administers this program for Minnesota. The Minnesota Recreational Trail Users Advisory Board (MRTUA) assists the MNDNR in project selections. The committee is comprised of three representatives of the ten identified trail user groups (bike, mountain bike, hike, ski, horse, in-line skate, ATV, Off-Road Vehicles, snowmobiles, Off-Highway Motorcycling) in Minnesota.

The Recreational Trails Program projects are listed in District C of the project list and on the following pages.

Contact: Traci Vibo, Grant Coordinator, Minnesota Department of Natural Resources, Division of Parks and Trails, 500 Lafayette Road, Box 39, St. Paul, Minnesota 55155; phone at (651) 259-5619; or email at traci.vibo@state.mn.us.

Recreational Trail Projects
Fiscal Year: 2014

STIP for FY 2014-2017

Seq #	ATP	Route System	Project Number	Agency	Description	Miles	Program	Type of Work	Proposed Funds	Total	FHWA	AC	FTA	TH	Other
1979	C	REC TRAIL	0001-13-2F	CROW WING COUNTY	TRAIL GROOMER PURCHASE	0.0	RT	EQUIPMENT PURCHASE	RT	191,275	75,000	0	0	0	116,275
1980	C	REC TRAIL	0002-13-2F	CROW WING COUNTY	TRAIL GROOMER PURCHASE	0.0	RT	EQUIPMENT PURCHASE	RT	14,104	10,578	0	0	0	3,526
1981	C	REC TRAIL	0005-13-2C	SAINT LOUIS COUNTY	TRAIL GROOMER PURCHASE	0.0	RT	EQUIPMENT PURCHASE	RT	195,000	75,000	0	0	0	120,000
1982	C	REC TRAIL	0006-13-3A	MILLE LACS	BRIDGE	0.0	RT	INSTALL BRIDGE	RT	117,768	88,326	0	0	0	29,442
1983	C	REC TRAIL	0007-13-4B	MURRAY COUNTY	TRAIL GROOMER PURCHASE	0.0	RT	EQUIPMENT PURCHASE	RT	198,965	63,961	0	0	0	135,004
1984	C	REC TRAIL	0008-13-3C	FILLMORE COUNTY	CANFIELD CREEK BRIDGE	0.0	RT	INSTALL BRIDGE	RT	28,000	21,000	0	0	0	7,000
1985	C	REC TRAIL	0010-13-S	MINNESOTA TRAIL RIDERS ASSOCIATION	TRAIL & CAMPGROUND IMPROVEMENT & MAINTENANCE	0.0	RT	MAINTENANCE AND IMPROVEMENTS	RT	40,000	30,000	0	0	0	10,000
1986	C	REC TRAIL	0011-13-4C	WASECA COUNTY	TRAIL GROOMER PURCHASE	0.0	RT	EQUIPMENT PURCHASE	RT	30,000	22,500	0	0	0	7,500
1987	C	REC TRAIL	0012-13-2C	SUPERIOR HIKING TRAIL ASSOCIATION	REHABILITATING/ MAINTAINING THE SUPERIOR HIKING TRAIL	0.0	RT	REHABILITATION AND MAINTENANCE	RT	76,000	46,000	0	0	0	30,000
1988	C	REC TRAIL	0013-13-1A	BELTRAMI COUNTY	MOVIL MAZE PARK MT. BIKE TRAIL	4.0	RT	CONSTRUCT MOUNTAIN BIKE TRAIL	RT	20,000	10,000	0	0	0	10,000
1989	C	REC TRAIL	0014-13-3A	ISLE HARBOR TOWNSHIP	SOO LINE - FATHER HENNEPIN STATE PARK LINK	1.0	RT	PAVE TRAIL	RT	84,000	21,000	0	0	0	63,000
1990	C	REC TRAIL	0015-13-3C	CITY OF CHATFIELD	PARKING LOT UPGRADE AND SHELTER	0.0	RT	CONSTRUCT PARKING LOT AND SHELTER	RT	5,000	3,750	0	0	0	1,250
1991	C	REC TRAIL	0017-13-2B	U.S. FOREST SERVICE - SUPERIOR NATIONAL FOREST	CLEARING THE 30 MILE POW WOW TRAIL	0.0	RT	MAINTENANCE	RT	37,500	28,125	0	0	0	9,375
1992	C	REC TRAIL	0018-13-4A	RENVILLE COUNTY	MINNESOTA VALLEY OHV PARK	15.0	RT	DESIGN AND CONSTRUCT OHV PARK	RT	187,500	147,500	0	0	0	40,000
1993	C	REC TRAIL	0020-13-3A	CITY OF SAINT CLOUD	SKI TRAIL GROOMER	0.0	RT	EQUIPMENT PURCHASE	RT	26,400	19,800	0	0	0	6,600
1994	C	REC TRAIL	0022-13-3C	GOODHUE COUNTY	CANNON VALLEY TRAIL EXCAVATOR	0.0	RT	EQUIPMENT PURCHASE	RT	25,830	19,373	0	0	0	6,457

Recreational Trail Projects
Fiscal Year: 2014

STIP for FY 2014-2017

Seq #	ATP	Route System	Project Number	Agency	Description	Miles	Program	Type of Work	Proposed Funds	Total	FHWA	AC	FTA	TH	Other
1995	C	REC TRAIL	0023-13-3A	STEARNS COUNTY	MULTI PURPOSE TRAIL MAINTENANCE AND GROOMING EQUIPMENT	0.0	RT	EQUIPMENT PURCHASE	RT	46,136	34,602	0	0	0	11,534
1996	C	REC TRAIL	0024-13-2B	U.S. FOREST SERVICE, SUPERIOR NATIONAL FOREST	BIG ASPEN ATV TRAIL MAINTENANCE AND REHABILITATION	0.0	RT	REHABILITATION AND MAINTENANCE	RT	60,000	35,000	0	0	0	25,000
1997	C	REC TRAIL	0025-13-4D	CITY OF ADAMS	TRAIL GROOMER PURCHASE	0.0	RT	EQUIPMENT PURCHASE	RT	225,000	75,000	0	0	0	150,000
1998	C	REC TRAIL	0028-13-2A	ITASCA COUNTY	TRAIL GROOMER PURCHASE	0.0	RT	EQUIPMENT PURCHASE	RT	182,000	75,000	0	0	0	107,000
1999	C	REC TRAIL	0030-13-1A	BECKER COUNTY	TRAIL GROOMER PURCHASE	0.0	RT	EQUIPMENT PURCHASE	RT	117,563	58,781	0	0	0	58,782
2000	C	REC TRAIL	0031-13-2B	CITY OF ORR	TRAIL GROOMER	0.0	RT	EQUIPMENT PURCHASE	RT	188,100	75,000	0	0	0	113,100
2001	C	REC TRAIL	0032-13-1B	GRANT COUNTY	GRANT COUNTY ATV TRAILS & SAFETY PARK	2.0	RT	CONSTRUCT ATV TRAIL AND SAFETY PARK	RT	65,000	48,750	0	0	0	16,250
2002	C	REC TRAIL	0034-13-3B	ANOKA COUNTY	RICE CREEK WEST REGIONAL TRAIL UNDERPASS RECONSTRUCTION	0.0	RT	UNDERPASS RECONSTR	RT	300,000	34,704	0	0	0	265,296
2003	C	REC TRAIL	0037-13-2C	CITY OF DULUTH	CROSS CITY TRAIL PHASE III	1.0	RT	CONSTRUCT	RT	700,000	150,000	0	0	0	550,000
2004	C	REC TRAIL	0041-13-2C	COOK COUNTY	KUBOTA L3800 4WD TRACTOR	0.0	RT	EQUIPMENT PURCHASE	RT	24,464	18,347	0	0	0	6,117
2005	C	REC TRAIL	0042-13-2C	COOK COUNTY	COOK COUNTY MOUNTAIN BIKE TRAIL EXTENSION	4.0	RT	CONSTRUCT MOUNTAIN BIKE TRAIL	RT	61,354	46,004	0	0	0	15,350
2006	C	REC TRAIL	0043-13-2C	CITY OF DULUTH	MISSION CREEK TRAIL CENTER OF THE DULUTH TRAVERSE	10.0	RT	CONSTRUCT MOUNTAIN BIKE TRAIL	RT	200,000	150,000	0	0	0	50,000
2007	C	REC TRAIL	D001-13-3C	DNR PARKS AND TRAILS	ZUMBRO BOTTOMS HORSE CAMP VAULT TOILET	0.0	RT	INSTALL VAULT TOILET	RT	40,000	30,000	0	0	0	10,000
2008	C	REC TRAIL	D002-13-2D	DNR PARKS AND TRAILS	WILLARD MUNGER STATE TRAIL PART 1	0.0	RT	CULVERT AND TRAIL RESTORATION	RT	233,582	150,000	0	0	0	83,582
2009	C	REC TRAIL	D003-13-2D	DNR PARKS AND TRAILS	WILLARD MUNGER STATE TRAIL PART 2	0.0	RT	CULVERT AND TRAIL RESTORATION	RT	594,970	132,159	0	0	0	462,811
2010	C	REC TRAIL	D004-13-2C	DNR PARKS AND TRAILS	PIT TOILET REPLACEMENT	0.0	RT	TOILET REPLACEMENT	RT	90,400	67,800	0	0	0	22,600

Recreational Trail Projects
Fiscal Year: 2014

STIP for FY 2014-2017

Seq #	ATP	Route System	Project Number	Agency	Description	Miles	Program	Type of Work	Proposed Funds	Total	FHWA	AC	FTA	TH	Other
2011	C	REC TRAIL	D005-13-3A	DNR PARKS AND TRAILS	FATHER HENNEPIN STATE PARK TRAIL CONNECTION	1.0	RT	CONSTRUCT TRAIL	RT	85,000	63,750	0	0	0	21,250
2012	C	REC TRAIL	D006-13-2	DNR PARKS AND TRAILS	SNOWMOBILE TRAIL GROOMER AND DRAG EQUIPMENT PURCHASE	0.0	RT	EQUIPMENT PURCHASE	RT	180,000	75,000	0	0	0	105,000
2013	C	REC TRAIL	D008-13-2D	DNR PARKS AND TRAILS	SUTTER 500 TRAIL DOZER EQUIPMENT PURCHASE	0.0	RT	EQUIPMENT PURCHASE	RT	74,000	55,500	0	0	0	18,500
2014	C	REC TRAIL	D009-13-2D	DNR PARKS AND TRAILS	CIMLINE MAGMA 150	0.0	RT	EQUIPMENT PURCHASE	RT	49,515	37,136	0	0	0	12,379
2015	C	REC TRAIL	D010-13-2B	DNR PARKS AND TRAILS	OHV RECREATION AREA ENTRANCE OVER DM&IR RAILROAD	0.0	RT	BRIDGE REPAIR	RT	124,960	93,720	0	0	0	31,240
										\$4,919,386	\$2,188,166	\$0	\$0	\$0	\$2,731,220

Recreational Trail Projects
Fiscal Year: 2015

STIP for FY 2014-2017

Seq #	ATP	Route System	Project Number	Agency	Description	Miles	Program	Type of Work	Proposed Funds	Total	FHWA	AC	FTA	TH	Other
2085	C	REC TRAIL	880C-RT-15	DNR PARKS AND TRAILS	STATEWIDE DNR PARKS & TRAILS	0.0	RT	PARKS & TRAIL	RT	2,500,000	2,000,000	0	0	0	500,000
										\$2,500,000	\$2,000,000	\$0	\$0	\$0	\$500,000

Recreational Trail Projects
Fiscal Year: 2016

STIP for FY 2014-2017

Seq #	ATP	Route System	Project Number	Agency	Description	Miles	Program	Type of Work	Proposed Funds	Total	FHWA	AC	FTA	TH	Other
2125	C	REC TRAIL	880C-RT-16	DNR PARKS AND TRAILS	STATEWIDE DNR PARKS & TRAILS	0.0	RT	PARKS & TRAIL	RT	2,500,000	2,000,000	0	0	0	500,000
										\$2,500,000	\$2,000,000	\$0	\$0	\$0	\$500,000

Recreational Trail Projects
Fiscal Year: 2017

STIP for FY 2014-2017

Seq #	ATP	Route System	Project Number	Agency	Description	Miles	Program	Type of Work	Proposed Funds	Total	FHWA	AC	FTA	TH	Other
2161	C	REC TRAIL	880C-RT-17	DNR PARKS AND TRAILS	STATEWIDE DNR PARKS & TRAILS	0.0	RT	PARKS & TRAIL	RT	2,500,000	2,000,000	0	0	0	500,000
										\$2,500,000	\$2,000,000	\$0	\$0	\$0	\$500,000

**MnDOT
State Road
Construction Program (SRC)**

MnDOT STATE ROAD CONSTRUCTION PROGRAM

In developing the 2014-2017 STIP, only federal-aid highway formula funds were subject to the ATP prioritization process. State funded projects are included in the formal STIP for informational purposes and were shared and discussed with the ATPs. MnDOT anticipates a high degree of flexibility in the use of federal or state funding sources for individual projects.

The estimated average annual state funds available for trunk highway construction activities is \$313 million. Actual amounts are slightly higher with a modest level of over programming. However, a portion of those state funds are reserved for statewide initiatives shown in District ATP C.

State funds are available to each MnDOT District to cover the following items in priority order:

1. Match federal dollars received through the ATP process and Federal High Priority Project funding or Allocated funding.
2. Estimate necessary District set-asides to cover supplemental agreements and cost overruns.
3. Estimate of right-of-way needs to cover all trunk highway projects, with appropriate lead time for expenditures. A single account will still be monitored by the MnDOT Office of Land Management. The MnDOT Districts must identify the expenditures for the correct State Fiscal Year (SFY).

4. A prioritized list of all other state funded projects or set-a-sides. This prioritized list will include all Municipal Agreement Projects, Bridge and Road Construction Projects and Landscape Partnerships.

MnDOT's State Road Construction Program (SRC) is legislatively constrained by an annual budget level. The exact budget level can vary by biennium. The STIP program level may not coincide with the SRC budget level if MnDOT is more or less successful than anticipated during the ATP process. If the program level is significantly higher, legislative action would be required to raise the budget level. The STIP is fiscally constrained, but MnDOT's SRC budget includes a level of advance construction programming.

Project totals (all four years of the STIP) for the MnDOT State Road Construction Program (SRC) are provided in Figure A-4. Figure A-5 gives the SRC program totals by District/ATP and year. Totals for the SRC include dollars funded by federal advance construction funds, which may exceed actual federal dollars available in any given year. This is due to the fact that AC can be converted over more than one year.

Figure A-4 STATE ROAD CONSTRUCTION PROGRAM FUNDING ** BY SOURCE AND YEAR (\$ MILLIONS)					
SOURCE	2014	2015	2016	2017	TOTAL*
FEDERAL FUNDS					
Formula	328.7	286.2	278.8	357.3	1,251.1
High Priority Projects (Demonstration)	5.3	6.8	4.0	15.3	31.4
Other Federal	0.0	0.0	0.0	0.0	0.0
Advance Construction	116.2	137.9	15.2	26.4	295.7
SUBTOTAL*	450.2	430.9	298.0	399.0	1,578.1
Trunk Highway	312.2	337.7	322.7	273.7	1,246.3
BOND FUNDS	210.5	101.7	46.0	84.0	442.2
TOTAL*	972.9	870.3	666.7	756.7	3,266.7

*may not total correctly to rounding

**includes bonds

Figure A-5 STATE ROAD CONSTRUCTION PROGRAM FUNDING** BY DISTRICT/ATP AND YEAR (\$ MILLIONS)					
DISTRICT/ ATP	2014	2015	2016	2017	TOTAL*
1	44.7	124.0	75.3	91.4	335.4
2	35.3	36.5	47.3	24.8	143.9
3	65.1	68.5	90.0	43.1	266.7
4	45.7	46.0	59.6	45.2	196.4
6	100.3	228.8	43.7	56.6	429.4
7	81.9	49.6	46.1	116.4	294.0
8	54.3	42.6	35.6	31.6	164.1
SUBTOTAL*	427.4	596.0	397.6	409.0	1,830.0
METRO	518.5	244.5	225.9	302.9	1,291.8
MISC	27.0	29.8	43.2	44.8	144.8
TOTAL*	972.9	870.3	666.7	756.7	3,266.7

*may not total correctly to rounding

**includes bonds

Appendix B

Other Modal Programs

- ✓ Minnesota Rail Service Improvement Program
- ✓ Port Development Assistance Program
- ✓ Minnesota Aeronautics Airport Capital Improvement Program

Minnesota Rail Service Improvement Program

MINNESOTA RAIL SERVICE IMPROVEMENT PROGRAM

The Minnesota Rail Service Improvement Program (MRSI), established in 1976, helps prevent the loss of rail service on lines potentially subject to abandonment by railroads. Using state-developed eligibility rules, the state and rail users and/or railroads enter into contracts for rail line rehabilitation, capital improvements, purchase assistance to rail authorities, loan guarantees and state rail banking. Funding for these projects is in the form of a loan. When the project is completed, the recipient repays the state. These reimbursements are returned to the Minnesota Rail Service Improvement Program account to fund future rehabilitation projects.

Projects fall within the program areas identified below. The MRSI Program has identified \$27 million in railroad track project needs. Projects will move ahead if funding is available and project agreements can be completed and contracts executed. These loan projects are typically funded with state bond funds. Figure B-1 at the end of this section identifies the potential number of projects and funding.

The following five programs are funded under the Minnesota Rail Service Improvement Program.

Rail Purchase Assistance Program

Assists Regional Railroad Authorities in acquiring rail lines that can be operated on a self-sustaining basis to provide local rail service. MnDOT may provide up to 50 percent of the value of the property. State funds are secured and require repayment if the line is sold or ceases to serve the purpose intended.

Rail Rehabilitation Program

Provides low and no-interest loans to rehabilitate and preserve rail lines that are financially viable and have the potential to increase rail use. A shipper's survey, cost/benefit analysis, and a rehabilitation needs assessment are conducted to determine which lines are prospective rail projects. Repayment of loans is required.

Capital Improvement Loan Program

Provides rail users and railroads with loans for projects that improve rail service and/or strengthen the financial condition of the associated line. Eligible projects have typically included capital improvements such as building and expanding industrial spurs, upgrading bridges and building more efficient loading/un-loading facilities. Repayment of loans is on a quarterly basis.

State Rail Bank Program

Allows the state to acquire and preserve abandoned rail lines for future transportation use or for transmitting energy, fuel or other commodities.

Rail User and Rail Carrier Loan Guarantee Program

Assists rail users in obtaining loans for rail rehabilitation and capital improvements by guaranteeing up to 90 percent of the loan. The 1994 Legislature further amended the statute, recreating the program as the Rail User and Rail Carrier Loan Guarantee Program. Not only rail users but rail carriers are eligible for assistance under the program. In addition to rail

line rehabilitation, rolling stock acquisition and installation are eligible.

Additional information on the Minnesota Rail Service Improvement Program may be obtained from Peter Dahlberg, Program Manager, Office of Freight and Commercial Vehicle Operations, at (651) 366-3693.

Figure B-1 MINNESOTA RAIL SERVICE IMPROVEMENT PROGRAM ESTIMATED FUNDING SUMMARY AND NUMBER OF POTENTIAL PROJECTS BY PROGRAM AND YEAR					
PROGRAM	2014	2015	2016	2017	Total
Rail Purchase Assistance Program	0	0	0	0	0
Rail Rehabilitation Program	0	0	0	0	0
Capital Improvement Loan Program	\$2,000,000 (8)	\$1,500,000 (6)	\$1,500,000 (6)	\$1,500,000 (6)	\$6,500,000 (26)
State Rail Bank Program	0	0	0	0	0
Rail User/Rail Carrier Loan Guarantee Program	0	0	0	0	0
TOTAL	\$2,000,000 (8)	\$1,500,000 (6)	\$1,500,000 (6)	\$1,500,000 (6)	\$6,500,000 (26)

() = Number of Potential Project

Port Development Assistance Program

PORT DEVELOPMENT ASSISTANCE PROGRAM

The Port Development Assistance Program was developed by the state in response to the needs of the commercial navigation system. No federal funds are currently available for these types of projects. The program provides a funding source that facilitates compliance with tighter environmental standards; helps to ensure the continued commercial effectiveness of lake and river navigation terminals and helps to offset the increases in general cost of commercial shipping.

There exist a number of conditions that warrant the port development assistance program in Minnesota. Many of the public terminals and docks in the state are in need of rehabilitation at costs beyond the means of local agencies. Local port authorities are having trouble keeping their infrastructures intact especially for our agricultural and mining industries because the transportation and disposal of dredge material restricted to fewer, temporary or permanent disposal locations due to environmental regulations.

Project proposals are prioritized based on need, employment generated and overall economic benefit. Mn/DOT's Office of Freight and Commercial Vehicle Operations, working with the State's port authorities, had identified a list of potential harbor improvement projects for 2013 and beyond. Past projects, besides dredging, include rehabilitating or improving rail and truck access, dock walls, building roofs, sprinklers and electrical systems, mobile handling equipment and adding warehouse capacity.

The Minnesota Legislature has made the following appropriations to the Port Development Assistance Program:

- 1996 - \$3 million (Bonds)
- 1998 - \$3 million (Bonds)
- 1998 - \$1.5 million (General Funds)
- 2000 - \$2 million (General Funds)
- 2001 - \$1 million (General Funds)
- 2003 - \$2 million (Bonds)
- 2005 - \$2 million (Bonds)
- 2006 - \$3 million (Bonds)
- 2008 - \$500,000 (General Funds)
- 2009 - \$3 million (Bonds)
- 2011 - \$3 million (Bonds)
- 2012 - \$1 million (Bonds)

To date, total state appropriations for the Port Development Assistance Program amounts to \$25 million. The Ports have identified nearly \$45 million of port development needs.

According to Minnesota law, Port Development Assistance funds cannot be added to other state sponsored port investments. Port Development funds can be used with federal and local dollars to complete projects that benefit a port.

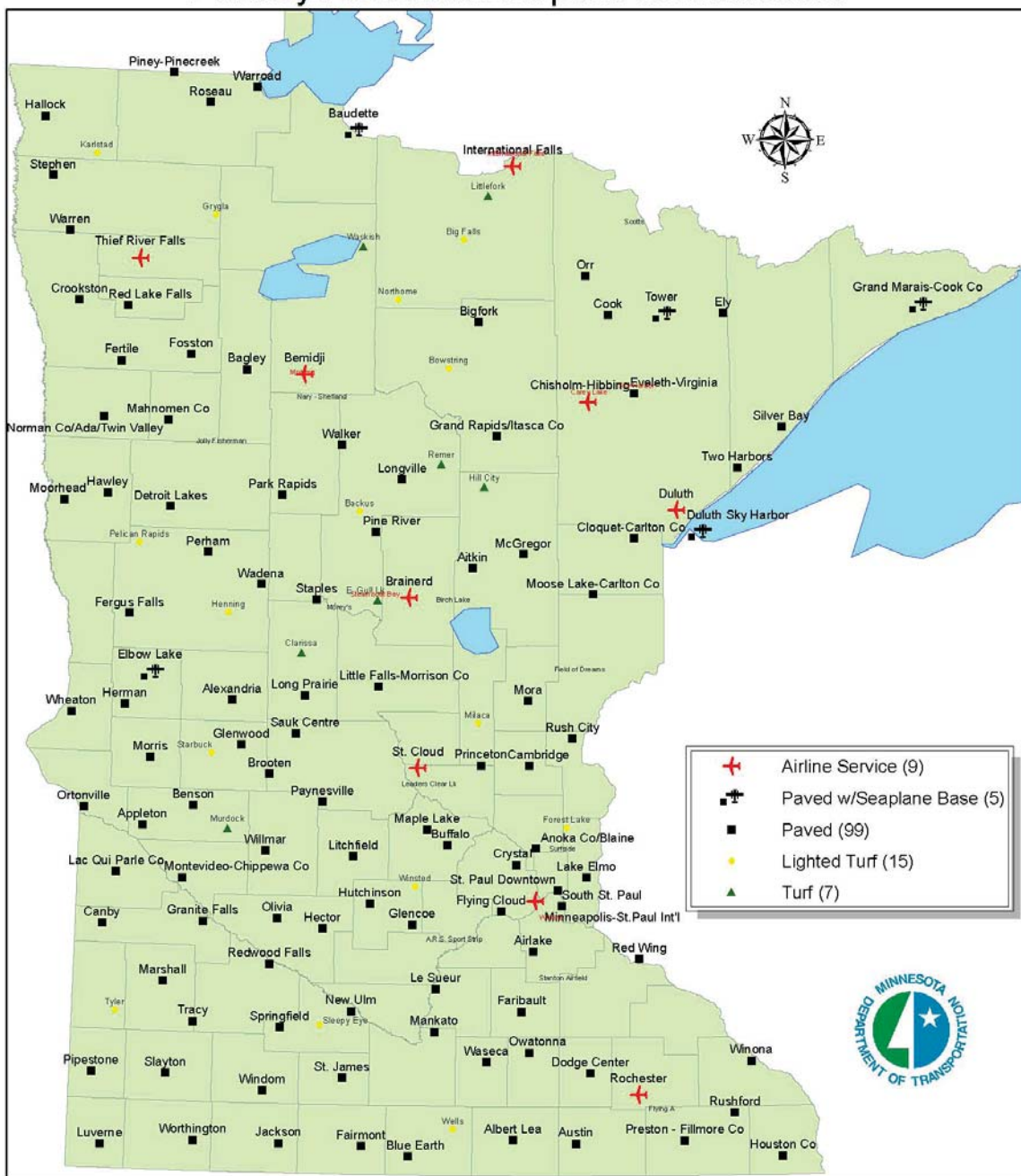
Additional information about the Port Development Assistance Program may be obtained from Dick Lambert, Ports and Waterways Section, Office of Freight and Commercial Vehicle Operations, at (651) 366-3683 or email: dick.lambert@state.mn.us.

Figure B-2 PORT DEVELOPMENT ASSISTANCE PROGRAM ANTICIPATED EXPENDITURES BY PORT AND YEAR					
PORT	2014	2015	2016	2017	TOTAL
Duluth	\$0	\$1,300,000	\$1,450,000	\$0	\$2,750,000
Minneapolis	\$0	\$0	\$0	\$0	\$0
St. Paul	\$0	\$500,000	\$295,000	\$0	\$795,000
Red Wing	\$0	\$200,000	\$139,040	\$0	\$339,040
Winona	\$31,240	\$288,760	\$0	\$0	\$320,000
TOTAL	\$31,240	\$2,288,760	1,884,040	\$0	\$4,240,000

Note : These anticipated expenditures are the result of the legislature's \$3 million appropriation in 2011 and \$1 million appropriation in 2012 and a small carryover from the 2009 legislative appropriation. All appropriations are expected to be expended by 2015.

Minnesota Aeronautics Airport Capital Improvement Program

Publicly Accessible Airports in Minnesota



MnDOT Office of Aeronautics

AERONAUTICS

Cassandra Isackson
Transportation Operations Manager
(651) 234-7210
222 E Plato Blvd
St. Paul, Minnesota 55107-1618

General Information: (651) 234-7200
800-657-3922
FAX: (651) 296-9089

MINNESOTA AERONAUTICS AIRPORT CAPITAL IMPROVEMENT PROGRAM

Legislation

State:

Minnesota Statutes 360 (MS 360), Aeronautics, is the enabling legislation which the Minnesota Department of Transportation (MnDOT), Office of Aeronautics operates. One of the primary directives of this Statute is to promote aviation and aviation safety in Minnesota. MS 360 also establishes a dedicated “State Airport System,” and a dedicated “State Airport Fund.” This fund derives revenue from four sources: aircraft registration tax, aviation fuel tax, airline flight property tax, and interest earned on the fund.

The Legislature appropriates monies from the State Airport Fund on a biennial basis to support the state funded aviation programs and activities. The Airport Development and Assistance appropriations are for Airport Grant-In-Aid Programs which support the continued development and maintenance of the State Airport System.

Federal:

The legislative authorization for the Airport Improvement Program (AIP) is contained in the “FAA Modernization and Reform Act of 2012,” passed in February of 2012. The authorization sets AIP funding at \$3.35B per year for federal fiscal years 2012-2015 and established policy for airport development. Commercial service airports receive primary entitlement funds based on their number of passenger enplanements. Airports with at least 10,000 annual enplanements receive a minimum of \$1 million in entitlement funds.

Commercial service airports may also collect a Passenger Facility Charge (PFC) from enplaning passengers to supplement AIP funding. The current limit on PFCs is \$4.50 per passenger. Non-primary (i.e. general aviation, reliever and non-primary commercial service) airports also receive entitlements up to \$150,000 per year. AIP discretionary funds are available for higher priority projects, but must compete for those funds on a nationwide basis.

Minnesota Chapter 360 requires that the state act as agent on behalf of airport municipalities for making application, and for receiving and disbursing federal funds. The MnDOT, Office of Aeronautics is the designated state agent for providing this coordination.

Eligibility

State:

To be eligible for state grants-in-aid, the airport must be owned by a municipality, licensed for public use, and identified in the State Airport System as designated by the Commissioner of Transportation and approved by the Governor. It must also have airport safety zoning or be in the process of zoning. Currently there are 135 publicly-owned airports in Minnesota.

Federal:

To be eligible for federal grants-in-aid, an airport must be in the National Plan of Integrated Airport Systems (NPIAS). Generally, to qualify, an airport must be more than 30 minutes driving time from the nearest existing NPIAS airport and must have a minimum of 10 based aircraft. Currently, there are 97 airports in Minnesota in the NPIAS.

Project Identification

A five-year Capital Improvement Program (CIP) is maintained for all publicly-owned airports in Minnesota. Updates to the CIP are submitted to the Office of Aeronautics annually by the municipalities responsible for the airports. Local decision, and the availability of the local matching funds, will cause some projects to move into future years.

State:

The Minnesota CIP for airports is the result of the annual input received from the municipalities and funding availability for construction grants each fiscal year.

Several factors influence the selection of project elements for state funding. Project priority, inclusion in the State Airport System Plan (SASP), approved airport master plans and airport layout plans (ALPs), statewide airport pavement management information, status of airport safety zoning, and licensing and inspection reports are some of the considerations for funding.

\$8.2 million has been identified in FY **2014** for airport construction grants. Projects **shown** in **2014** through **2017** are based on CIP information submitted by airports in September of **2012**.

Federal:

The Federal Aviation Administration (FAA) also maintains an Airport Capital Improvement Program (ACIP) for airports included in the NPIAS. In Minnesota, the ACIP is developed based on input from the Office of Aeronautics and the state CIP.

Projects are prioritized by the Office of Aeronautics based on criteria such as completion of a multi-phase project, safety, and system needs. The FAA has ranking criteria for projects based on a formula that awards points for various project elements. The rank ranges from 0 to 100, with 100 being the highest priority. The ACIP list is developed by the FAA, Minneapolis Airports District Office with input from MnDOT, Office of Aeronautics, and submitted to compete nationally for AIP funds.

Approximately **\$52.6** million in federal AIP grants were issued in Minnesota during federal fiscal year **2012**.

AERONAUTICS
ATP: 1
Fiscal Year: 2014

STIP for FY 2014 - 2017

Airport	Description	Total Project Cost	FAA Funding	State Funding	Municipal Funding
AITKIN MUNICIPAL AIRPORT - STEVE KURTZ FIELD	MOWER WITH BRUSH ATTACHMENT	25,000	0	16,668	8,333
BIGFORK MUNICIPAL AIRPORT	RECONSTRUCT TWY & APRON	300,000	0	240,000	60,000
BIGFORK MUNICIPAL AIRPORT	PAPI INSTALLATION	80,000	0	64,000	16,000
BIGFORK MUNICIPAL AIRPORT	OBSTRUCTION REMOVAL	10,000	0	8,000	2,000
CLOQUET-CARLTON COUNTY AIRPORT	12-UNIT T-HANGAR BUILDING	600,000	540,000	0	60,000
COOK MUNICIPAL AIRPORT	CRACK SEAL RWY 13/31 & TWY	15,000	13,500	0	1,500
DULUTH INTERNATIONAL AIRPORT	TAXIWAY A REHAB DESIGN AND CONSTRUCTION, PHASE 1	1,900,000	1,710,000	0	190,000
DULUTH INTERNATIONAL AIRPORT	REPLACE SNOW REMOVAL EQUIPMENT (SRE) #19 GRADER W/160M WING, MOLDBOARD EXT.	370,000	333,000	0	37,000
DULUTH INTERNATIONAL AIRPORT	REPLACE EQUIPMENT #14, #15, #36 (REPLACE W/MULTI-TASK W/PLOW)	860,000	774,000	0	86,000
DULUTH INTERNATIONAL AIRPORT	AIRFIELD ELECTRICAL MANHOLE DRAINAGE	350,000	315,000	0	35,000
DULUTH INTERNATIONAL AIRPORT	PURCHASE 972 LOADER W/ SNOW BOX & BUCKET	500,000	450,000	0	50,000
DULUTH SKY HARBOR AIRPORT	SHIFT RUNWAY- PH 1	3,000,000	2,700,000	0	300,000
DULUTH SKY HARBOR AIRPORT	PAVEMENT MAINTENANCE	30,000	27,000	0	3,000
DULUTH SKY HARBOR AIRPORT	FIRE SUPPRESSION SYSTEM	90,000	0	30,000	60,000
DULUTH SKY HARBOR AIRPORT	SHIFT RUNWAY - DESIGN	450,000	405,000	0	45,000
ELY MUNICIPAL AIRPORT	CRACK REPAIR RUNWAY/TAXIWAY/APRON	150,000	135,000	0	15,000
EVELETH-VIRGINIA MUNICIPAL AIRPORT	WILDLIFE ASSESSMENT	50,000	45,000	0	5,000
EVELETH-VIRGINIA MUNICIPAL AIRPORT	SNOW REMOVAL EQUIPMENT (SRE)	150,000	135,000	0	15,000
EVELETH-VIRGINIA MUNICIPAL AIRPORT	REPLACE BEACON (RE-USE POLE)	9,000	8,100	0	900
FALLS INTERNATIONAL AIRPORT	LAND ACQUISITION	50,000	45,000	0	5,000
FALLS INTERNATIONAL AIRPORT	DESIGN NE HANGAR AREA EXPANSION	15,000	0	3,750	11,250
FALLS INTERNATIONAL AIRPORT	TERMINAL EXPANSION/REMODEL (PH) 3 - FINAL DESIGN	750,000	562,500	75,000	112,500
FALLS INTERNATIONAL AIRPORT	CRACK REPAIR	50,000	45,000	0	5,000
GRAND MARAIS-COOK COUNTY AIRPORT	RUNWAY 9/27 WIDENING, PHASE 2	2,021,000	1,818,900	0	202,100
GRAND RAPIDS/ITASCA CO-GORDON NEWSTROM FLD	AP74 TRUCK REPLACEMENT	200,000	0	133,340	66,660

AERONAUTICS
ATP: 1
Fiscal Year: 2014

STIP for FY 2014 - 2017

Airport	Description	Total Project Cost	FAA Funding	State Funding	Municipal Funding
GRAND RAPIDS/ITASCA CO-GORDON NEWSTROM FLD	MASTER PLAN / ALP UPDATE	250,000	225,000	0	25,000
GRAND RAPIDS/ITASCA CO-GORDON NEWSTROM FLD	RECONSTRUCT GA APRON	250,000	225,000	0	25,000
MCGREGOR - ISEDOR IVERSON AIRPORT	ZONING FOR ULTIMATE ALP DEVELOPMENT	20,000	0	16,000	4,000
MCGREGOR - ISEDOR IVERSON AIRPORT	CROSSWIND RWY - EAW	8,000	0	6,400	1,600
MCGREGOR - ISEDOR IVERSON AIRPORT	INSTALL FENCE AROUND FUEL SYSTEM	2,000	0	1,000	1,000
NORTHOME MUNICIPAL AIRPORT	REMODEL HANGAR	10,000	0	10,000	0
ORR REGIONAL AIRPORT	SNOW REMOVAL EQUIPMENT - PLOW	250,000	225,000	0	25,000
RANGE REGIONAL AIRPORT	TRUCK W/ SPREADER	350,000	315,000	0	35,000
RANGE REGIONAL AIRPORT	CRACK SEAL PROJECT	150,000	0	105,000	45,000
RANGE REGIONAL AIRPORT	DNR CONCRETE RAMP	350,000	0	0	350,000
RANGE REGIONAL AIRPORT	PASSENGER TERMINAL EXPAND/REMODEL- CONSTRUCT	4,500,000	3,600,000	675,000	225,000
RANGE REGIONAL AIRPORT	SECURITY CAMERA SYSTEM UPGRADE	25,000	0	17,500	7,500
SILVER BAY MUNICIPAL AIRPORT - WAYNE JOHNSON	SNOW REMOVAL EQUIPMENT - TRACTOR W/ BLOWER & BROOM	95,000	85,500	0	9,500
SILVER BAY MUNICIPAL AIRPORT - WAYNE JOHNSON	REMOVE ARRIVAL/DEPARTURE (A/D) BUILDING/CONSTRUCT ELECTRICAL VAULT	120,000	108,000	0	12,000
TWO HARBORS MUNICIPAL - RICHARD B. HELGESON FIELD	CONSTRUCT FIXED-BASE OPERATOR (FBO) HANGAR	800,000	0	400,000	400,000
Summary for Year = 2014 (40 projects)		\$19,205,000	\$14,845,500	\$1,801,657	\$2,557,843

AERONAUTICS
ATP: 1
Fiscal Year: 2015

STIP for FY 2014 - 2017

Airport	Description	Total Project Cost	FAA Funding	State Funding	Municipal Funding
BIGFORK MUNICIPAL AIRPORT	PAVE ENTRANCE ROAD	50,000	0	40,000	10,000
COOK MUNICIPAL AIRPORT	3/4 TON TRUCK W/9' PLOW	40,000	36,000	0	4,000
COOK MUNICIPAL AIRPORT	AIRPORT LAYOUT PLAN (ALP) UPDATE WITH NARRATIVE	25,000	22,500	0	2,500
COOK MUNICIPAL AIRPORT	NEW FUEL SYSTEM	80,000	72,000	0	8,000
COOK MUNICIPAL AIRPORT	RELOCATE BEACON & AUTOMATED WEATHER OBSERVATION STATION (AWOS)	20,000	18,000	0	2,000
COOK MUNICIPAL AIRPORT	RESURFACE ENTRANCE ROAD	90,000	81,000	0	9,000
COOK MUNICIPAL AIRPORT	RESURFACE PARKING LOT	30,000	27,000	0	3,000
COOK MUNICIPAL AIRPORT	TAXIWAY TO NEW HANGAR AREA	60,000	54,000	0	6,000
DULUTH INTERNATIONAL AIRPORT	AIRFIELD SIGN UPGRADE	100,000	90,000	0	10,000
DULUTH INTERNATIONAL AIRPORT	PAVEMENT MAINTENANCE	25,000	0	17,500	7,500
DULUTH INTERNATIONAL AIRPORT	AIR TRAFFIC CONTROL TOWER REPAIRS, PHASE 2 (TUCK POINT, EXT. PAINT, SIDING)	73,095	0	51,167	21,929
DULUTH INTERNATIONAL AIRPORT	OBSTRUCTION REMOVAL	100,000	90,000	0	10,000
DULUTH INTERNATIONAL AIRPORT	TAXIWAY A REHAB. CONSTRUCTION, PHASE 2	1,900,000	1,710,000	0	190,000
DULUTH SKY HARBOR AIRPORT	PAVEMENT MAINTENANCE	30,000	27,000	0	3,000
DULUTH SKY HARBOR AIRPORT	RECONSTRUCT SEAPLANE RAMP	100,000	90,000	0	10,000
DULUTH SKY HARBOR AIRPORT	SEAPLANE BASE RETAINING WALL	80,000	72,000	0	8,000
DULUTH SKY HARBOR AIRPORT	SHIFT RUNWAY PH-2	2,000,000	1,800,000	0	200,000
DULUTH SKY HARBOR AIRPORT	TREE/WATERWAY MITIGATION	500,000	450,000	0	50,000
ELY MUNICIPAL AIRPORT	PARALLEL TAXIWAY - ENVIRONMENTAL ASSESSMENT (EA)	75,000	67,500	0	7,500
ELY MUNICIPAL AIRPORT	GEO THERMAL HEAT FOR ARRIVAL/DEPARTURE (A/D) BUILDING	175,000	0	122,500	52,500
EVELETH-VIRGINIA MUNICIPAL AIRPORT	APRON RECONSTRUCTION ENVIRONMENTAL ASSESSMENT (EA) (CATX)	1,000	900	0	100
EVELETH-VIRGINIA MUNICIPAL AIRPORT	STORM SEWER INSPECTION	5,000	4,500	0	500
EVELETH-VIRGINIA MUNICIPAL AIRPORT	REPLACE & RELOCATE FUEL FACILITIES	230,000	0	115,000	115,000
FALLS INTERNATIONAL AIRPORT	TERMINAL EXPANSION/REMODEL	7,700,000	5,775,000	770,000	1,155,000

AERONAUTICS

ATP: 1

Fiscal Year: 2015

STIP for FY 2014 - 2017

Airport	Description	Total Project Cost	FAA Funding	State Funding	Municipal Funding
FALLS INTERNATIONAL AIRPORT	CRACK REPAIR	50,000	45,000	0	5,000
FALLS INTERNATIONAL AIRPORT	GENERAL AVIATION (GA) APRON LIGHTING	50,000	45,000	0	5,000
FALLS INTERNATIONAL AIRPORT	LAND ACQUISITION	50,000	45,000	0	5,000
FALLS INTERNATIONAL AIRPORT	RESURFACE RWY 13/31	4,000,000	3,600,000	0	400,000
FALLS INTERNATIONAL AIRPORT	RWY 4/22 MEDIUM INTENSITY RUNWAY LIGHTS (MIRLS) & MEDIUM INTENSITY THRESHOLD LIGHTING SYSTEM (MITLS)	50,000	45,000	0	5,000
GRAND MARAIS-COOK COUNTY AIRPORT	RUNWAY 9/27 WIDENING / EXT.- PHASE 3	1,226,000	1,103,400	0	122,600
GRAND RAPIDS/ITASCA CO-GORDON NEWSTROM FLD	AIRPORT ZONING UPDATE	50,000	0	35,000	15,000
MCGREGOR - ISEDOR IVERSON AIRPORT	CROSSWIND RWY 5/23 - LAND ACQ.	200,000	0	160,000	40,000
MCGREGOR - ISEDOR IVERSON AIRPORT	WETLAND MITIGATION	80,000	0	64,000	16,000
MOOSE LAKE-CARLTON COUNTY AIRPORT	RECONSTRUCT TWY	200,000	180,000	0	20,000
MOOSE LAKE-CARLTON COUNTY AIRPORT	8-UNIT "T" HANGAR	700,000	658,000	7,000	35,000
NORTHOME MUNICIPAL AIRPORT	ARRIVAL/DEPARTURE BUILDING REHAB	20,000	0	16,000	4,000
ORR REGIONAL AIRPORT	UPDATE AIRPORT LAYOUT PLAN	50,000	45,000	0	5,000
RANGE REGIONAL AIRPORT	RWY 13/31 HIRLS & SIGNAGE UPDATE	1,000,000	900,000	0	100,000
RANGE REGIONAL AIRPORT	TWY C MEDIUM INTENSITY THRESHOLD LIGHTING SYSTEM (MITL)	350,000	315,000	0	35,000
RANGE REGIONAL AIRPORT	RESURFACE TXWY'S A, B AND SOUTH 2,500' OF C	850,000	765,000	0	85,000
SILVER BAY MUNICIPAL AIRPORT - WAYNE JOHNSON	FLAIL MOWER	25,000	0	16,667	8,334
TOWER MUNICIPAL AIRPORT	HANGAR AREA TAXILANE EXT. - ENVIRONMENTAL ASSESSMENT & WETLAND MITIGATION PLAN	150,000	135,000	0	15,000
TWO HARBORS MUNICIPAL - RICHARD B. HELGESON FIELD	ADDITION TO ARRIVAL/DEPARTURE BUILDING	250,000	225,000	0	25,000
Summary for Year = 2015 (43 projects)		\$22,840,095	\$18,593,800	\$1,414,833	\$2,831,462

AERONAUTICS
ATP: 1
Fiscal Year: 2016

STIP for FY 2014 - 2017

Airport	Description	Total Project Cost	FAA Funding	State Funding	Municipal Funding
AITKIN MUNICIPAL AIRPORT - STEVE KURTZ FIELD	CRACK REPAIR & SEAL COAT AIRPORT PAVEMENT	435,000	391,500	0	43,500
BIGFORK MUNICIPAL AIRPORT	ARRIVAL/DEPARTURE BUILDING	200,000	0	160,000	40,000
COOK MUNICIPAL AIRPORT	SNOW REMOVAL EQUIPMENT (SRE) BUILDING ADDITION	100,000	90,000	0	10,000
COOK MUNICIPAL AIRPORT	EXPAND APRON & HANGAR AREA	120,000	108,000	0	12,000
COOK MUNICIPAL AIRPORT	PARALLEL TXY 13/31 (4000' X 35')	450,000	405,000	0	45,000
DULUTH INTERNATIONAL AIRPORT	PAVEMENT MAINTENANCE	50,000	0	35,000	15,000
DULUTH INTERNATIONAL AIRPORT	HANGAR 104 REPAIR - ROOF & HANGAR DOORS	250,000	0	175,000	75,000
DULUTH INTERNATIONAL AIRPORT	EXTEND RWY 3/21 - LAND ACQUISITION	1,500,000	0	0	1,500,000
DULUTH INTERNATIONAL AIRPORT	BUILDING DEMOLITION - FORMER 911	50,000	0	35,000	15,000
DULUTH INTERNATIONAL AIRPORT	AIR TRAFFIC CONTROL TOWER REPAIRS PHASE 3,(HVAC)	215,000	0	150,500	64,500
DULUTH INTERNATIONAL AIRPORT	MIDFIELD APRON REPAIR	700,000	630,000	0	70,000
DULUTH INTERNATIONAL AIRPORT	ACCESS ROAD PAVING & REPAIR	50,000	0	35,000	15,000
DULUTH SKY HARBOR AIRPORT	ARRIVAL/DEPARTURE (A/D) BUILDING IMPROVEMENTS	300,000	0	210,000	90,000
DULUTH SKY HARBOR AIRPORT	REPLACE FUEL SYSTEM	100,000	90,000	0	10,000
DULUTH SKY HARBOR AIRPORT	PAVEMENT MAINTENANCE PROJECTS	30,000	27,000	0	3,000
DULUTH SKY HARBOR AIRPORT	HANGAR CONSTRUCTION	500,000	450,000	0	50,000
DULUTH SKY HARBOR AIRPORT	CUSTOMS BORDER PATROL BUILDING	275,000	0	137,500	137,500
ELY MUNICIPAL AIRPORT	PARALLEL TAXIWAY - DESIGN	125,000	112,500	0	12,500
ELY MUNICIPAL AIRPORT	REPLACE MIRLS AND ELECTRICAL DISTRIBUTION - DESIGN	85,000	76,500	0	8,500
EVELETH-VIRGINIA MUNICIPAL AIRPORT	APRON RECONSTRUCTION/STORM SEWER REPAIR	2,250,000	2,025,000	0	225,000
FALLS INTERNATIONAL AIRPORT	TRACTOR	60,000	0	40,002	19,998
FALLS INTERNATIONAL AIRPORT	AIRPORT RESCUE AND FIRE FIGHTING (ARFF) VEHICLE	800,000	720,000	0	80,000
FALLS INTERNATIONAL AIRPORT	CRACK REPAIR	50,000	45,000	0	5,000
FALLS INTERNATIONAL AIRPORT	LAND ACQUISITION	50,000	45,000	0	5,000
GRAND MARAIS-COOK COUNTY AIRPORT	SRE	150,000	135,000	0	15,000

AERONAUTICS

ATP: 1

Fiscal Year: 2016

STIP for FY 2014 - 2017

Airport	Description	Total Project Cost	FAA Funding	State Funding	Municipal Funding
GRAND MARAIS-COOK COUNTY AIRPORT	FUEL SYSTEM	125,000	112,500	0	12,500
GRAND MARAIS-COOK COUNTY AIRPORT	MASTER PLAN/AIRPORT LAYOUT PLAN (ALP) UPDATE	100,000	90,000	0	10,000
GRAND RAPIDS/ITASCA CO-GORDON NEWSTROM FLD	ENV. ASSESSMENT UPDATE - RWY 16/34 EXTENSION	50,000	45,000	0	5,000
MCGREGOR - ISEDOR IVERSON AIRPORT	TURF CROSSWIND RWY 5/23 - CONSTRUCTION	400,000	0	320,000	80,000
NORTHOME MUNICIPAL AIRPORT	REMODEL STORAGE BUILDING	4,000	0	3,200	800
RANGE REGIONAL AIRPORT	EXTEND RWY 13/31 - ENVIRONMENTAL ASSESSMENT (EA)	220,000	198,000	0	22,000
RANGE REGIONAL AIRPORT	RWY 13 TRANSITION SURFACE - EASEMENT E - 2.8 ACRES	100,000	90,000	0	10,000
SILVER BAY MUNICIPAL AIRPORT - WAYNE JOHNSON	IMPROVE RUNWAY DRAINAGE	200,000	180,000	0	20,000
SILVER BAY MUNICIPAL AIRPORT - WAYNE JOHNSON	TEE-HANGAR IMPROVEMENT	50,000	0	25,000	25,000
TOWER MUNICIPAL AIRPORT	HANGAR AREA TAXILANE EXT.	200,000	180,000	0	20,000
TOWER MUNICIPAL AIRPORT	WILDLIFE HAZARD ASSESSMENT	25,000	22,500	0	2,500
TOWER MUNICIPAL AIRPORT	HANGAR AREA TAXILANE EXT. - PURCHASE WETLAND CREDITS	125,000	112,500	0	12,500
TWO HARBORS MUNICIPAL - RICHARD B. HELGESON FIELD	EXPAND HANGAR AREA	285,000	256,500	0	28,500
TWO HARBORS MUNICIPAL - RICHARD B. HELGESON FIELD	RELOCATE AUTOMATED WEATHER OBSERVATION SYSTEM (AWOS)	15,000	0	15,000	0
Summary for Year = (39 projects)		\$10,794,000	\$6,637,500	\$1,341,202	\$2,815,298

AERONAUTICS

ATP: 1

Fiscal Year: 2017

STIP for FY 2014 - 2017

Airport	Description	Total Project Cost	FAA Funding	State Funding	Municipal Funding
AITKIN MUNICIPAL AIRPORT - STEVE KURTZ FIELD	JET A FUEL FACILITY	186,000	167,400	0	18,600
AITKIN MUNICIPAL AIRPORT - STEVE KURTZ FIELD	WILDLIFE MANAGEMENT PLAN	35,000	31,500	0	3,500
BIGFORK MUNICIPAL AIRPORT	BAY HANGAR (LOCAL SHARE)	65,000	0	0	65,000
BIGFORK MUNICIPAL AIRPORT	HANGAR SITE PREPARATION	100,000	0	50,000	50,000
BIGFORK MUNICIPAL AIRPORT	BAY HANGAR (HANGAR LOAN)	260,000	0	260,000	0
BIGFORK MUNICIPAL AIRPORT	AVGAS FACILITY	80,000	0	40,000	40,000
BIGFORK MUNICIPAL AIRPORT	JET FUEL FACILITY	80,000	0	40,000	40,000
CLOQUET-CARLTON COUNTY AIRPORT	LOADER W/BLOWER & BROOM	335,000	301,500	0	33,500
DULUTH INTERNATIONAL AIRPORT	EXTEND/RECONSTRUCT RWY 3/21 (PH 1) - GRADE/PAVE/DRAINAGE	12,000,000	10,800,000	0	1,200,000
DULUTH INTERNATIONAL AIRPORT	REPLACE EQUIPMENT #42 TANDEM DUMP W/SANDER INSERT	400,000	360,000	0	40,000
DULUTH INTERNATIONAL AIRPORT	HANGAR & ROOF REPAIR (BLDG 101)	50,000	0	35,000	15,000
DULUTH INTERNATIONAL AIRPORT	PAVEMENT MAINTENANCE	50,000	0	35,000	15,000
DULUTH INTERNATIONAL AIRPORT	RANCH HANGAR [HANGAR LOAN]	800,000	0	800,000	0
DULUTH SKY HARBOR AIRPORT	PAVEMENT MAINTENANCE	30,000	27,000	0	3,000
DULUTH SKY HARBOR AIRPORT	SNOW REMOVAL EQUIPMENT (SRE) STORAGE BUILDING ADDITION	150,000	135,000	0	15,000
DULUTH SKY HARBOR AIRPORT	AIRPORT GEOGRAPHICAL INFORMATION SYSTEM SURVEY	100,000	90,000	0	10,000
DULUTH SKY HARBOR AIRPORT	UPGRADE UTILITIES (GAS & SEWER)	220,000	198,000	0	22,000
DULUTH SKY HARBOR AIRPORT	BEACON	75,000	67,500	0	7,500
ELY MUNICIPAL AIRPORT	PARALLEL TAXIWAY - CONSTRUCT	2,700,000	2,430,000	0	270,000
ELY MUNICIPAL AIRPORT	PARALLEL TAXIWAY - WETLAND MITIGATION	500,000	450,000	0	50,000
ELY MUNICIPAL AIRPORT	REPLACE MEDIUM INTENSITY RUNWAY LIGHTS (MIRLS) AND ELECTRICAL DISTRIBUTION	1,115,000	1,003,500	0	111,500
EVELETH-VIRGINIA MUNICIPAL AIRPORT	RWY 9/27 PARALLEL TWY - EA	200,000	180,000	0	20,000
FALLS INTERNATIONAL AIRPORT	MAINTENANCE HANGAR	1,000,000	900,000	0	100,000
GRAND MARAIS-COOK COUNTY AIRPORT	NEW PARALLEL TWY 9/27 - DESIGN	500,000	450,000	0	50,000
GRAND RAPIDS/ITASCA CO-GORDON NEWSTROM FLD	LAND ACQ. - SO. BOUNDARY TRACT 56	120,000	108,000	0	12,000

AERONAUTICS

ATP: 1

Fiscal Year: 2017

STIP for FY 2014 - 2017

Airport	Description	Total Project Cost	FAA Funding	State Funding	Municipal Funding
GRAND RAPIDS/ITASCA CO-GORDON NEWSTROM FLD	RWY 16/34 - 1,500 FT. EXTENSION - DESIGN	350,000	315,000	0	35,000
GRAND RAPIDS/ITASCA CO-GORDON NEWSTROM FLD	SLURRY SEAL, RUNWAY 5/23	300,000	270,000	0	30,000
MCGREGOR - ISEDOR IVERSON AIRPORT	SOUTH BLDG AREA - SITE PREPARATION PHASE 1	70,000	0	35,000	35,000
ORR REGIONAL AIRPORT	MAINTENANCE BUILDING 55' X 85'	500,000	450,000	0	50,000
ORR REGIONAL AIRPORT	NEW WELL FOR ARRIVAL/DEPARTURE BUILDING & HANGAR	7,500	0	5,250	2,250
RANGE REGIONAL AIRPORT	EXTEND RWY 13/31 - DESIGN	250,000	225,000	0	25,000
RANGE REGIONAL AIRPORT	EXTEND RWY 13/31 - LAND ACQUISITION	50,000	45,000	0	5,000
RANGE REGIONAL AIRPORT	TRUCK/SNOW BLOWER	800,000	720,000	0	80,000
SILVER BAY MUNICIPAL AIRPORT - WAYNE JOHNSON	PAVEMENT REHABILITATION	120,000	108,000	0	12,000
TOWER MUNICIPAL AIRPORT	DEER FENCE	100,000	90,000	0	10,000
TWO HARBORS MUNICIPAL - RICHARD B. HELGESON FIELD	RESURFACE ACCESS TAXIWAYS/APRONS FOR CITY T-HANGARS	400,000	320,000	40,000	40,000
Summary for Year = (36 projects)		\$24,098,500	\$20,242,400	\$1,340,250	\$2,515,850

AERONAUTICS
ATP: 2
Fiscal Year: 2014

STIP for FY 2014 - 2017

Airport	Description	Total Project Cost	FAA Funding	State Funding	Municipal Funding
BAGLEY MUNICIPAL AIRPORT	AIRPORT SIGN	15,000	0	12,000	3,000
BAGLEY MUNICIPAL AIRPORT	AUTO PARKING/TAXILANE	100,000	0	80,000	20,000
BAGLEY MUNICIPAL AIRPORT	HANGAR	100,000	0	100,000	0
BAGLEY MUNICIPAL AIRPORT	HANGAR SITE PREP	20,000	0	12,000	8,000
BAGLEY MUNICIPAL AIRPORT	ACCESS ROAD PAVING	62,000	0	49,600	12,400
BAUDETTE INTERNATIONAL AIRPORT	CRACK SEAL TAXIWAY	20,000	18,000	0	2,000
BAUDETTE INTERNATIONAL AIRPORT	HANGAR SITE PREP	150,000	127,500	10,500	12,000
BEMIDJI REGIONAL AIRPORT	AIRPORT SERVICE VEHICLE-PICK UP TRUCK	52,000	0	34,668	17,332
BEMIDJI REGIONAL AIRPORT	TREES	120,000	0	84,000	36,000
BEMIDJI REGIONAL AIRPORT	TERMINAL BUS STOPS / LANE	214,300	0	150,010	64,290
BEMIDJI REGIONAL AIRPORT	SRE - BOBCAT SNOW REMOVAL ATTACHMENT	3,500	0	2,333	1,167
BEMIDJI REGIONAL AIRPORT	REHABILITATE HISTORICAL APRON	250,000	0	175,000	75,000
BEMIDJI REGIONAL AIRPORT	PAVEMENT CRACK SEALING	25,000	0	17,500	7,500
BEMIDJI REGIONAL AIRPORT	EXPAND / REHABILITATE SNOW REMOVAL EQUIPMENT BUILDING	1,890,000	1,512,000	189,000	189,000
BEMIDJI REGIONAL AIRPORT	REPLACEMENT SANDER	546,000	518,700	0	27,300
BEMIDJI REGIONAL AIRPORT	PERIMETER ROAD PAVING (PH 1)	78,000	74,100	0	3,900
BEMIDJI REGIONAL AIRPORT	LAND ACQUISITION	750,000	712,500	0	37,500
BEMIDJI REGIONAL AIRPORT	GENERAL AVIATION (GA) APRON REPAIRS	200,000	190,000	0	10,000
BEMIDJI REGIONAL AIRPORT	AIRPORT MASTER PLAN / AIRPORT LAYOUT PLAN (ALP) UPDATE	150,000	142,500	0	7,500
BEMIDJI REGIONAL AIRPORT	AIRPORT ENTRY SIGN (# 2)	75,000	71,250	0	3,750
BEMIDJI REGIONAL AIRPORT	EXTEND WEST TAXILANE	75,000	0	26,250	48,750
FERTILE MUNICIPAL AIRPORT	IMPROVE DRAINAGE IN APPROACHES FOR ACCESS	42,786	0	34,229	8,557
FOSSTON MUNICIPAL AIRPORT	REPAY WHEATON ENTITLEMENTS	166,667	150,000	0	16,667
HALLOCK MUNICIPAL AIRPORT	TXWY & APRON EXPANSION - ENVIRONMENTAL ASSESSMENT (EA)	25,000	22,500	0	2,500
HALLOCK MUNICIPAL AIRPORT	REPLACE HANGAR DOOR	60,000	0	30,000	30,000

AERONAUTICS

ATP: 2

Fiscal Year: 2014

STIP for FY 2014 - 2017

Airport	Description	Total Project Cost	FAA Funding	State Funding	Municipal Funding
NORMAN COUNTY/ADA/TWIN VALLEY AIRPORT	PAPI	50,000	0	40,000	10,000
NORMAN COUNTY/ADA/TWIN VALLEY AIRPORT	UPDATE ALP	30,000	0	24,000	6,000
PARK RAPIDS MUNICIPAL AIRPORT - KONSHOK FIELD	TAXIWAY OVERLAY	250,000	225,000	0	25,000
PARK RAPIDS MUNICIPAL AIRPORT - KONSHOK FIELD	REHAB A/D BUILDING	60,000	0	39,000	21,000
PARK RAPIDS MUNICIPAL AIRPORT - KONSHOK FIELD	EXPAND AUTO PARKING LOT	80,000	72,000	0	8,000
PARK RAPIDS MUNICIPAL AIRPORT - KONSHOK FIELD	APRON OVERLAY	250,000	225,000	0	25,000
RED LAKE FALLS MUNICIPAL AIRPORT	RUNWAY CRACK REPAIR	12,000	0	9,600	2,400
RED LAKE FALLS MUNICIPAL AIRPORT	REPLACE HANGAR DOORS/OPENERS (3 OF 8)	72,000	0	36,000	36,000
ROSEAU MUNICIPAL AIRPORT - RUDY BILLBERG FIELD	BAY HANGAR	325,000	292,500	0	32,500
STEPHEN MUNICIPAL AIRPORT	HANGAR AREA/TAXILANE PAVEMENT REPAIR	20,000	0	12,000	8,000
STEPHEN MUNICIPAL AIRPORT	TRACTOR WITH LOADER, BLADE & RADIO	45,000	0	30,002	14,999
THIEF RIVER FALLS REGIONAL AIRPORT	CONSTRUCT TAXIWAY A1A (200' FROM 13 END)	150,000	135,000	0	15,000
THIEF RIVER FALLS REGIONAL AIRPORT	MOBILE REFUELING TRUCK(REPLACEMENT)	400,000	0	266,680	133,320
THIEF RIVER FALLS REGIONAL AIRPORT	ROUTE & CRACK SEAL RUNWAY 3/21, PARALLEL TAXIWAY B & C	121,000	0	84,700	36,300
WARREN MUNICIPAL AIRPORT	ASPHALT APRON REHAB - HANGAR AREA	100,000	0	50,000	50,000
WARREN MUNICIPAL AIRPORT	RELOCATE APRON	225,000	0	180,000	45,000
WARROAD INTERNATIONAL MEMORIAL AIRPORT	TAXIWAY SLURRY SEAL COAT	150,000	135,000	0	15,000
WARROAD INTERNATIONAL MEMORIAL AIRPORT	CRACK SEAL RUNWAY	12,000	0	8,400	3,600
WARROAD INTERNATIONAL MEMORIAL AIRPORT	PICKUP AND PLOW	40,000	0	26,668	13,332
WASKISH MUNICIPAL AIRPORT	BAY HANGAR [HANGAR LOAN]	30,000	0	30,000	0
WASKISH MUNICIPAL AIRPORT	UPDATE AIRPORT LAYOUT PLAN	25,000	0	20,000	5,000
WASKISH MUNICIPAL AIRPORT	ENVIRONMENTAL ASSESSMENT WORKSHEET FOR RWY PAVING	25,000	0	20,000	5,000
Summary for Year = 2014 (47 projects)		\$7,662,252	\$4,623,550	\$1,884,140	\$1,154,562

AERONAUTICS
ATP: 2
Fiscal Year: 2015

STIP for FY 2014 - 2017

Airport	Description	Total Project Cost	FAA Funding	State Funding	Municipal Funding
BAGLEY MUNICIPAL AIRPORT	APRON EXPANSION 200' X 200'	155,000	0	124,000	31,000
BAGLEY MUNICIPAL AIRPORT	CRACK SEALING	6,000	0	4,800	1,200
BAGLEY MUNICIPAL AIRPORT	HELIPORT PAD MARKINGS	10,000	0	8,000	2,000
BAUDETTE INTERNATIONAL AIRPORT	8 UNIT T-HANGAR	450,000	405,000	0	45,000
BEMIDJI REGIONAL AIRPORT	SNOW BULLY FOR BOBCAT AND FORK LIFT ATTACHMENT	3,500	0	2,333	1,167
BEMIDJI REGIONAL AIRPORT	PERIMETER ROAD PAVING (PH 2)	206,000	195,700	0	10,300
FOSSTON MUNICIPAL AIRPORT	CRACK REPAIR	25,000	22,500	0	2,500
FOSSTON MUNICIPAL AIRPORT	WETLAND MITIGATION	140,000	126,000	0	14,000
HALLOCK MUNICIPAL AIRPORT	APRON EXPANSION - CONSTRUCT	120,000	108,000	0	12,000
HALLOCK MUNICIPAL AIRPORT	CRACK SEAL	50,000	45,000	0	5,000
PARK RAPIDS MUNICIPAL AIRPORT - KONSHOK FIELD	SRE-FRONT END LOADER/BLOWER	165,000	148,500	0	16,500
RED LAKE FALLS MUNICIPAL AIRPORT	LENGTH JUSTIFICATION STUDY	10,000	0	8,000	2,000
RED LAKE FALLS MUNICIPAL AIRPORT	REHABILITATE LOW INTENSITY RUNWAY LIGHTING SYSTEM (LIRLS)	50,000	0	40,000	10,000
ROSEAU MUNICIPAL AIRPORT - RUDY BILLBERG FIELD	RELOCATE ARRIVAL/DEPARTURE BLDG	135,000	121,500	0	13,500
ROSEAU MUNICIPAL AIRPORT - RUDY BILLBERG FIELD	PARKING LOT RELOCATION	200,000	180,000	0	20,000
STEPHEN MUNICIPAL AIRPORT	HANGAR SITE PREP	220,000	0	110,000	110,000
THIEF RIVER FALLS REGIONAL AIRPORT	CRACK SEAL & SEAL COAT RUNWAY 13/31	60,000	54,000	0	6,000
THIEF RIVER FALLS REGIONAL AIRPORT	EXTEND RWY 13/31 - ENVIRONMENTAL ASSESSMENT	150,000	135,000	0	15,000
THIEF RIVER FALLS REGIONAL AIRPORT	REHAB TAXIWAY A2	100,000	90,000	0	10,000
THIEF RIVER FALLS REGIONAL AIRPORT	REQUEST NAVAID REIMBURSABLE AGREEMENT FOR NAVAID DESIGN	5,600,000	5,040,000	0	560,000
THIEF RIVER FALLS REGIONAL AIRPORT	ZONING UPDATE	25,000	0	17,500	7,500
WARREN MUNICIPAL AIRPORT	TRACTOR MOWER	65,000	0	43,336	21,665
WARROAD INTERNATIONAL MEMORIAL AIRPORT	CRACK SEAL RUNWAY	12,000	0	8,400	3,600
WASKISH MUNICIPAL AIRPORT	PAVE PRIMARY RWY	200,000	0	160,000	40,000
Summary for Year = 2015 (24 projects)		\$8,157,500	\$6,671,200	\$526,369	\$959,931

AERONAUTICS
ATP: 2
Fiscal Year: 2016

STIP for FY 2014 - 2017

Airport	Description	Total Project Cost	FAA Funding	State Funding	Municipal Funding
BAGLEY MUNICIPAL AIRPORT	CRACK SEALING	6,000	0	4,800	1,200
BAGLEY MUNICIPAL AIRPORT	MOWING EQUIPMENT	62,000	0	41,335	20,665
BAGLEY MUNICIPAL AIRPORT	PARALLEL TAXIWAY	258,000	0	206,400	51,600
BAUDETTE INTERNATIONAL AIRPORT	REMODEL ARRIVAL/DEPARTURE BUILDING (ELIG EST)	500,000	150,000	200,000	150,000
BEMIDJI REGIONAL AIRPORT	GLYCOL CONTAINMENT SYSTEM UPGRADES-ADD TANKS	105,000	94,500	0	10,500
BEMIDJI REGIONAL AIRPORT	MAINTENANCE EQUIPMENT	78,000	0	52,003	25,997
BEMIDJI REGIONAL AIRPORT	CRACK SEALING	35,000	0	24,500	10,500
BEMIDJI REGIONAL AIRPORT	PERIMETER ROAD PAVING (PH 3)	206,000	185,400	0	20,600
BEMIDJI REGIONAL AIRPORT	SNOW REMOVAL EQUIPMENT (SRE)-LOADER	206,000	185,400	0	20,600
FERTILE MUNICIPAL AIRPORT	REHABILITATE APRON	70,000	0	56,000	14,000
FERTILE MUNICIPAL AIRPORT	RESURFACE & WIDEN RWY 14/32 (3000')	330,000	0	264,000	66,000
HALLOCK MUNICIPAL AIRPORT	PARALLEL TXWY - CONSTRUCTION	220,000	198,000	0	22,000
NORMAN COUNTY/ADA/TWIN VALLEY AIRPORT	APRON AREA TIEDOWN UPDATE	50,000	0	40,000	10,000
NORMAN COUNTY/ADA/TWIN VALLEY AIRPORT	T-HANGAR (8 PLACE) - HANGAR LOAN	350,000	0	350,000	0
PARK RAPIDS MUNICIPAL AIRPORT - KONSHOK FIELD	JOHN DEERE 445 MOWER	11,500	0	7,667	3,833
RED LAKE FALLS MUNICIPAL AIRPORT	CRACK SEAL RUNWAY	15,000	0	12,000	3,000
STEPHEN MUNICIPAL AIRPORT	T-HANGAR	440,000	0	440,000	0
THIEF RIVER FALLS REGIONAL AIRPORT	EXTEND RWY 13/31 - FINAL DESIGN	275,000	247,500	0	27,500
THIEF RIVER FALLS REGIONAL AIRPORT	REHAB APRON TO/AT CARGO APRON	83,000	41,500	24,900	16,600
THIEF RIVER FALLS REGIONAL AIRPORT	EXTEND RWY 13/31 - LAND ACQUISITION	325,000	292,500	0	32,500
THIEF RIVER FALLS REGIONAL AIRPORT	EXTEND PARALLEL TAXIWAY-CONSTRUCTION	800,000	720,000	0	80,000
THIEF RIVER FALLS REGIONAL AIRPORT	EXTEND PARALLEL TAXIWAY - DESIGN	100,000	90,000	0	10,000
THIEF RIVER FALLS REGIONAL AIRPORT	NEW FIXED-BASE OPERATOR (FBO) BUILDING	300,000	0	150,000	150,000
THIEF RIVER FALLS REGIONAL AIRPORT	EXTEND RWY 13/31 - CONSTRUCTION	2,800,000	2,520,000	0	280,000
WARREN MUNICIPAL AIRPORT	TURF PARALLEL TAXIWAY CONSTRUCTION	83,000	0	66,400	16,600
WARROAD INTERNATIONAL MEMORIAL AIRPORT	AIRPORT FENCING - EAST SIDE	300,000	270,000	0	30,000

AERONAUTICS

ATP: 2

Fiscal Year: 2016

STIP for FY 2014 - 2017

Airport	Description	Total Project Cost	FAA Funding	State Funding	Municipal Funding
WARROAD INTERNATIONAL MEMORIAL AIRPORT	CRACK SEAL	12,000	0	8,400	3,600
Summary for Year = 2016 (27 projects)		\$8,020,500	\$4,994,800	\$1,948,405	\$1,077,295

AERONAUTICS

ATP: 2

Fiscal Year: 2017

STIP for FY 2014 - 2017

Airport	Description	Total Project Cost	FAA Funding	State Funding	Municipal Funding
BAGLEY MUNICIPAL AIRPORT	AUTOMATED WEATHER STATION	105,000	0	105,000	0
BAGLEY MUNICIPAL AIRPORT	CRACK SEALING	6,000	0	4,800	1,200
BAGLEY MUNICIPAL AIRPORT	SNOW REMOVAL EQUIPMENT	110,000	0	73,337	36,663
BEMIDJI REGIONAL AIRPORT	EXPAND EAST APRON	275,000	247,500	0	27,500
BEMIDJI REGIONAL AIRPORT	NORTHSIDE TAXIWAYS	3,190,000	2,871,000	0	319,000
BEMIDJI REGIONAL AIRPORT	PERIMETER ROAD PAVING (PH 4)	206,000	185,400	0	20,600
BEMIDJI REGIONAL AIRPORT	AIRPORT WATER TOWER	515,000	0	360,500	154,500
BEMIDJI REGIONAL AIRPORT	CRACK SEALING	40,000	0	28,000	12,000
CROOKSTON MUNICIPAL AIRPORT - KIRKWOOD FIELD	MASTER PLAN WITH AIRPORT LAYOUT PLAN	150,000	135,000	0	15,000
CROOKSTON MUNICIPAL AIRPORT - KIRKWOOD FIELD	HANGAR WITH SITE PREP	950,000	760,000	114,000	76,000
FERTILE MUNICIPAL AIRPORT	ARRIVAL/DEPARTURE BUILDING	120,000	0	96,000	24,000
FERTILE MUNICIPAL AIRPORT	MEDIUM INTENSITY RUNWAY LIGHTS (MIRLS), ETC., FOR GLOBAL POSITIONING SYSTEM (GPS) APPROACH	125,000	0	100,000	25,000
HALLOCK MUNICIPAL AIRPORT	6 UNIT T-HANGAR	260,000	234,000	0	26,000
HALLOCK MUNICIPAL AIRPORT	SRE - REPLACEMENT	160,000	144,000	0	16,000
HALLOCK MUNICIPAL AIRPORT	HANGAR SITE PREP	40,000	34,800	2,000	3,200
PARK RAPIDS MUNICIPAL AIRPORT - KONSHOK FIELD	HANGAR SITE PREP	175,000	0	113,750	61,250
PARK RAPIDS MUNICIPAL AIRPORT - KONSHOK FIELD	16-UNIT T-HANGAR	350,000	0	350,000	0
RED LAKE FALLS MUNICIPAL AIRPORT	EXTEND RWY 15/33 - 1,000'	350,000	0	280,000	70,000
ROSEAU MUNICIPAL AIRPORT - RUDY BILLBERG FIELD	INSTALL PAPIS	150,000	135,000	0	15,000
ROSEAU MUNICIPAL AIRPORT - RUDY BILLBERG FIELD	DEER FENCING (PHASE 1)	100,000	90,000	0	10,000
THIEF RIVER FALLS REGIONAL AIRPORT	HANGAR AREA PVMNT MILL & OVERLAY	250,000	162,500	70,000	17,500
THIEF RIVER FALLS REGIONAL AIRPORT	PARKING LOT MILL & OVERLAY	250,000	162,500	70,000	17,500
WARREN MUNICIPAL AIRPORT	RELOCATE EXISTING ARRIVAL/DEPARTURE BLDG	200,000	0	160,000	40,000
WARROAD INTERNATIONAL MEMORIAL AIRPORT	LIRLS RWY 4-22	100,000	90,000	0	10,000
WARROAD INTERNATIONAL MEMORIAL AIRPORT	AIRPORT FENCING - NORTH END	300,000	270,000	0	30,000
Summary for Year = 2017 (25 projects)		\$8,477,000	\$5,521,700	\$1,927,387	\$1,027,913

AERONAUTICS

ATP: 3

Fiscal Year: 2014

STIP for FY 2014 - 2017

Airport	Description	Total Project Cost	FAA Funding	State Funding	Municipal Funding
BRAINERD LAKES REGIONAL AIRPORT	SNOW BLOWER	710,000	639,000	0	71,000
BRAINERD LAKES REGIONAL AIRPORT	ADDITIONAL JET-A STORAGE	100,000	0	50,000	50,000
BRAINERD LAKES REGIONAL AIRPORT	TERMINAL FURNISHINGS	20,000	0	14,000	6,000
BRAINERD LAKES REGIONAL AIRPORT	TERMINAL SECURITY CAMERAS	60,000	0	42,000	18,000
BRAINERD LAKES REGIONAL AIRPORT	UPDATE ZONING	25,000	0	17,500	7,500
BRAINERD LAKES REGIONAL AIRPORT	MASTER PLAN UPDATE	350,000	315,000	0	35,000
BROOTEN MUNICIPAL AIRPORT	NEW A/D BUILDING FURNITURE	30,000	0	21,000	9,000
BROOTEN MUNICIPAL AIRPORT	CRACK REPAIR AND SEALING	10,000	0	8,000	2,000
BUFFALO MUNICIPAL AIRPORT	UPGRADE FUEL FACILITY - NEW 10,000 GAL 100LL TANK	100,000	0	50,000	50,000
BUFFALO MUNICIPAL AIRPORT	SNOW REMOVAL EQUIPMENT (SRE)	170,000	153,000	0	17,000
BUFFALO MUNICIPAL AIRPORT	REPLACE/REPAIR BEACON	30,000	0	21,000	9,000
CAMBRIDGE MUNICIPAL AIRPORT	AIRPORT SNOW REMOVAL EQUIPMENT BUILDING	300,000	270,000	0	30,000
CAMBRIDGE MUNICIPAL AIRPORT	RUNWAY 16/34 - REHAB ASPHALT SURFACE	850,000	765,000	0	85,000
LITTLE FALLS-MORRISON COUNTY AIRPORT	AERONAUTICAL SURVEY	90,000	81,000	0	9,000
LITTLE FALLS-MORRISON COUNTY AIRPORT	RUNWAY 18/36 - PRELIMINARY/FINAL DESIGN	69,500	62,550	0	6,950
LONG PRAIRIE MUNICIPAL AIRPORT - TODD FIELD	SWPPP	5,000	0	3,500	1,500
LONG PRAIRIE MUNICIPAL AIRPORT - TODD FIELD	RUNWAY JUSTIFICATION STUDY-REIMBURSEMENT	16,400	14,760	0	1,640
LONG PRAIRIE MUNICIPAL AIRPORT - TODD FIELD	EXTEND RWY 16/34 - ENVIRONMENTAL ASSESSMENT (1000')	160,000	144,000	0	16,000
LONG PRAIRIE MUNICIPAL AIRPORT - TODD FIELD	UPDATE ZONING ORDINANCE - PARTICIPATION RATE TO BE DETERMINED	48,000	0	21,600	26,400
LONGVILLE MUNICIPAL AIRPORT	RESURFACE TXY / APRON - DESIGN	15,000	13,500	0	1,500
LONGVILLE MUNICIPAL AIRPORT	EXPAND SW BUILDING AREA	425,000	318,750	42,500	63,750
LONGVILLE MUNICIPAL AIRPORT	EXPAND SW BUILDING AREA - DESIGN	30,000	22,500	3,000	4,500
MAPLE LAKE MUNICIPAL AIRPORT	PAVE PARKING LOT AND DRIVEWAY	37,000	0	29,600	7,400
MILACA MUNICIPAL AIRPORT	MOWER REPLACEMENT	50,000	0	33,333	16,667
MILACA MUNICIPAL AIRPORT	RUNWAY OVERRUN	100,000	0	80,000	20,000

AERONAUTICS
ATP: 3
Fiscal Year: 2014

STIP for FY 2014 - 2017

Airport	Description	Total Project Cost	FAA Funding	State Funding	Municipal Funding
MORA MUNICIPAL AIRPORT	DEER FENCING	250,000	225,000	0	25,000
MORA MUNICIPAL AIRPORT	NEW BEACON/RELOCATE WINDSOCK	85,000	76,500	0	8,500
MORA MUNICIPAL AIRPORT	TAXILANE REHABILITATION IN BLDG AREA (20' W)	250,000	225,000	0	25,000
PAYNESVILLE MUNICIPAL AIRPORT	CONSTRUCT AIRPORT BEACON	70,000	63,000	0	7,000
PAYNESVILLE MUNICIPAL AIRPORT	PARALLEL TAXIWAY-EA PHASE I & II	90,000	81,000	0	9,000
PAYNESVILLE MUNICIPAL AIRPORT	ZONING UPDATE - FUNDING LEVEL TBD	36,000	0	18,000	18,000
PINE RIVER REGIONAL AIRPORT	EXTEND RWY 16/34 N 300' - ENV. ASSESSMENT	80,000	72,000	0	8,000
PINE RIVER REGIONAL AIRPORT	GRAVEL ACCESS ROAD TO SOUTH HANGAR AREA	20,000	18,000	0	2,000
PRINCETON MUNICIPAL AIRPORT	HANGAR AREA DRAINAGE SYSTEM	100,000	90,000	0	10,000
PRINCETON MUNICIPAL AIRPORT	WILDLIFE HAZARD ASSESSMENT	50,000	45,000	0	5,000
PRINCETON MUNICIPAL AIRPORT	PERIMETER DEER FENCING	300,000	270,000	0	30,000
PRINCETON MUNICIPAL AIRPORT	E.A. PHASE I - TURF CROSSWIND RUNWAY	80,000	72,000	0	8,000
PRINCETON MUNICIPAL AIRPORT	SNOW REMOVAL EQUIPMENT (SRE) BUILDING - CONVERT EXISTING HANGAR	300,000	270,000	0	30,000
REMER MUNICIPAL AIRPORT	ESTABLISH TURF	5,000	0	4,000	1,000
SAUK CENTRE MUNICIPAL AIRPORT	ACCESS CONTROL FENCING	144,126	129,713	0	14,413
SAUK CENTRE MUNICIPAL AIRPORT	PAVE ENTRANCE ROAD	174,156	0	121,909	52,247
SAUK CENTRE MUNICIPAL AIRPORT	REPLACE LIGHTED WINDSOCK	30,275	15,138	15,138	0
ST. CLOUD REGIONAL AIRPORT	RUNWAY 13/31 EXTENSION - CONSTRUCTION	6,500,000	5,850,000	0	650,000
ST. CLOUD REGIONAL AIRPORT	TERMINAL PARKING LOT EXPANSION	250,000	0	125,000	125,000
ST. CLOUD REGIONAL AIRPORT	FBO HANGAR CONSTRUCTION	1,500,000	0	750,000	750,000
ST. CLOUD REGIONAL AIRPORT	INSET PAVEMENT LIGHTING - RUNWAY 13/31	1,000,000	900,000	0	100,000
ST. CLOUD REGIONAL AIRPORT	RUNWAY 13/31 NAVAID RELOCATIONS	1,500,000	0	0	1,500,000
STAPLES MUNICIPAL AIRPORT	MOWER	100,000	0	66,670	33,330
WALKER MUNICIPAL AIRPORT	8-UNIT T-HANGAR	275,000	247,500	0	27,500
WALKER MUNICIPAL AIRPORT	PERIMETER FENCING	200,000	180,000	0	20,000
WALKER MUNICIPAL AIRPORT	8-UNIT T-HANGAR - SITE PREP	200,000	166,000	14,000	20,000

AERONAUTICS

ATP: 3

Fiscal Year: 2014

STIP for FY 2014 - 2017

Airport	Description	Total Project Cost	FAA Funding	State Funding	Municipal Funding
Summary for Year = (51 projects)		\$17,390,457	\$11,794,911	\$1,551,750	\$4,043,796

AERONAUTICS
ATP: 3
Fiscal Year: 2015

STIP for FY 2014 - 2017

Airport	Description	Total Project Cost	FAA Funding	State Funding	Municipal Funding
BACKUS MUNICIPAL AIRPORT	CLEAR & GRADE RWY 15 SAFETY AREA	20,000	0	16,000	4,000
BRAINERD LAKES REGIONAL AIRPORT	HANGAR LOAN	550,000	0	550,000	0
BRAINERD LAKES REGIONAL AIRPORT	HANGAR AREA SITE PREP	350,000	157,500	87,500	105,000
BRAINERD LAKES REGIONAL AIRPORT	10' MOWER	90,000	0	60,003	29,997
BRAINERD LAKES REGIONAL AIRPORT	AIRPORT MAINTENANCE TRUCK	30,000	0	20,001	9,999
BRAINERD LAKES REGIONAL AIRPORT	E. BLDG. ACCESS ROAD & PARKING	35,000	0	24,500	10,500
BROOTEN MUNICIPAL AIRPORT	CRACK REPAIR AND SEALING	10,000	0	8,000	2,000
BUFFALO MUNICIPAL AIRPORT	CRACK REPAIR/SLURRY SEAL - HANGAR AREA, TAXILANES, ENTRANCE RD & PARKING LOT	120,000	108,000	0	12,000
BUFFALO MUNICIPAL AIRPORT	10-UNIT T-HANGAR - BUILDING	980,000	0	980,000	0
BUFFALO MUNICIPAL AIRPORT	10-UNIT T-HANGAR - SITE PREPARATION	300,000	0	150,000	150,000
CAMBRIDGE MUNICIPAL AIRPORT	MASTER PLAN & AIRPORT LAYOUT PLAN UPDATE	200,000	180,000	0	20,000
CAMBRIDGE MUNICIPAL AIRPORT	RELOCATE AUTOMATED WEATHER OBSERVATION STATION (AWOS)	20,000	0	20,000	0
LITTLE FALLS-MORRISON COUNTY AIRPORT	RUNWAY 18/36 CONSTRUCTION - PHASE I (CLEARING, GRADING, DRAINAGE, SUBBASE)	850,000	765,000	0	85,000
LONGVILLE MUNICIPAL AIRPORT	RESURFACE TXY / APRON	250,000	225,000	0	25,000
LONGVILLE MUNICIPAL AIRPORT	SNOW REMOVAL EQUIPMENT BUILDING	360,000	324,000	18,000	18,000
MAPLE LAKE MUNICIPAL AIRPORT	SEAL COAT - HANGAR AREA	14,000	0	11,200	2,800
MORA MUNICIPAL AIRPORT	TAXILANE REHABILITATION IN BLDG AREA (20' W)	250,000	225,000	0	25,000
MORA MUNICIPAL AIRPORT	LAND ACQ. - KASTENBAUER PARCEL	35,000	31,500	0	3,500
MORA MUNICIPAL AIRPORT	SNOW REMOVAL EQUIPMENT BUILDING	200,000	180,000	0	20,000
PINE RIVER REGIONAL AIRPORT	APRON ELECTRIC/LIGHTING	20,000	18,000	0	2,000
PINE RIVER REGIONAL AIRPORT	EXTEND RWY 16/34 - LAND	200,000	180,000	0	20,000
PINE RIVER REGIONAL AIRPORT	REPLACE N APRON	250,000	225,000	0	25,000
PINE RIVER REGIONAL AIRPORT	PICKUP W/PLOW	35,000	0	23,335	11,666
PINE RIVER REGIONAL AIRPORT	CONSTRUCT HELICOPTER LANDING AREA	30,000	27,000	0	3,000
PRINCETON MUNICIPAL AIRPORT	E.A. PHASE II - TURF CROSSWIND RUNWAY	80,000	72,000	0	8,000
PRINCETON MUNICIPAL AIRPORT	LAND/EASEMENTS - TURF CROSSWIND RUNWAY	450,000	405,000	0	45,000

AERONAUTICS

ATP: 3

Fiscal Year: 2015

STIP for FY 2014 - 2017

Airport	Description	Total Project Cost	FAA Funding	State Funding	Municipal Funding
PRINCETON MUNICIPAL AIRPORT	WEST SIDE LAND ACQUISITION - TURF CROSSWIND RUNWAY	500,000	450,000	0	50,000
REMER MUNICIPAL AIRPORT	REPLACE ENTRANCE SIGNS	2,500	0	2,000	500
SAUK CENTRE MUNICIPAL AIRPORT	RUNWAY 14/32 RSA GRADING	75,000	67,500	0	7,500
SAUK CENTRE MUNICIPAL AIRPORT	ZONING UPDATE-PARTICIPATION RATE TBD	52,000	0	26,000	26,000
SAUK CENTRE MUNICIPAL AIRPORT	WIDEN RWY 14/32 TO 75'	450,000	405,000	0	45,000
SAUK CENTRE MUNICIPAL AIRPORT	RUNWAY 14/32 TURNAROUNDS	85,000	76,500	0	8,500
SAUK CENTRE MUNICIPAL AIRPORT	REHAB TAXIWAY-MILL & OVERLAY	150,000	135,000	0	15,000
SAUK CENTRE MUNICIPAL AIRPORT	PRECISION APPROACH PATH INDICATOR (PAPIS) - 14 & 32	40,000	36,000	0	4,000
SAUK CENTRE MUNICIPAL AIRPORT	RUNWAY END IDENTIFICATION LIGHTS (REILS) - 14 & 32	40,000	36,000	0	4,000
SAUK CENTRE MUNICIPAL AIRPORT	MILL & OVERLAY RWY 14/32	430,000	387,000	0	43,000
SAUK CENTRE MUNICIPAL AIRPORT	MEDIUM INTENSITY RUNWAY LIGHTS (MIRLS) - RWY 14/32	240,000	216,000	0	24,000
SAUK CENTRE MUNICIPAL AIRPORT	CONSTRUCT ELECTRICAL VAULT	50,000	45,000	0	5,000
SAUK CENTRE MUNICIPAL AIRPORT	APPROACH CLEARING	50,000	45,000	0	5,000
SAUK CENTRE MUNICIPAL AIRPORT	REHAB APRON-MILL & OVERLAY	150,000	135,000	0	15,000
ST. CLOUD REGIONAL AIRPORT	HANGAR SITE PREPARATION	100,000	0	50,000	50,000
ST. CLOUD REGIONAL AIRPORT	SOUTH G.A. SITE DEVELOPMENT - E.A.	200,000	180,000	0	20,000
ST. CLOUD REGIONAL AIRPORT	10-UNIT T-HANGAR	260,000	0	260,000	0
STAPLES MUNICIPAL AIRPORT	HANGAR AREA AND TAXILANE REHAB	350,000	262,500	35,000	52,500
Summary for Year = 2015 (44 projects)		\$8,953,500	\$5,599,500	\$2,341,539	\$1,012,462

AERONAUTICS

ATP: 3

Fiscal Year: 2016

STIP for FY 2014 - 2017

Airport	Description	Total Project Cost	FAA Funding	State Funding	Municipal Funding
BRAINERD LAKES REGIONAL AIRPORT	COLD STORAGE BUILDING	150,000	0	105,000	45,000
BRAINERD LAKES REGIONAL AIRPORT	REPLACE FLAIL MOWER	50,000	0	33,335	16,665
BRAINERD LAKES REGIONAL AIRPORT	SEWER AND WATER CONNECTION	300,000	171,000	84,000	45,000
BRAINERD LAKES REGIONAL AIRPORT	CRACK SEALING	150,000	135,000	0	15,000
BUFFALO MUNICIPAL AIRPORT	WILDLIFE HAZARD ASSESSMENT STUDY	50,000	45,000	0	5,000
CAMBRIDGE MUNICIPAL AIRPORT	PAVE BUILDING AREA	500,000	450,000	0	50,000
LITTLE FALLS-MORRISON COUNTY AIRPORT	RUNWAY 18/36 CONSTRUCTION - PHASE II (BASE, PAVING, MARKING, SEEDING)	1,250,000	1,125,000	0	125,000
LONG PRAIRIE MUNICIPAL AIRPORT - TODD FIELD	RELOCATE 180TH STREET	482,000	433,800	0	48,200
LONG PRAIRIE MUNICIPAL AIRPORT - TODD FIELD	EXTEND RUNWAY 16/34 - LAND ACQUISITION	347,000	312,300	0	34,700
LONG PRAIRIE MUNICIPAL AIRPORT - TODD FIELD	EXTEND RWY 16/34 - DESIGN & CONSTRUCT	1,152,000	1,036,800	0	115,200
LONGVILLE MUNICIPAL AIRPORT	PARTIAL PARALLEL TWY	500,000	450,000	0	50,000
LONGVILLE MUNICIPAL AIRPORT	NORTHEAST BUILDING AREA	250,000	225,000	0	25,000
MAPLE LAKE MUNICIPAL AIRPORT	MED INTENSITY RWY LIGHTS (MIRLS)	100,000	0	80,000	20,000
MILACA MUNICIPAL AIRPORT	FUEL SYSTEM UPGRADE	50,000	0	25,000	25,000
MILACA MUNICIPAL AIRPORT	LAND ACQUISITION - 6.2 ACRES (JUDD PARCEL)	75,000	0	60,000	15,000
MORA MUNICIPAL AIRPORT	TAXIWAY LIGHTING	200,000	180,000	0	20,000
PINE RIVER REGIONAL AIRPORT	EXTEND PARALLEL TAXIWAY 16/34	200,000	180,000	0	20,000
PINE RIVER REGIONAL AIRPORT	EXTEND RWY 16/34 N [550' X 75']	600,000	540,000	0	60,000
PRINCETON MUNICIPAL AIRPORT	TURF CROSSWIND RUNWAY - CONSTRUCTION	1,700,000	1,530,000	0	170,000
REMER MUNICIPAL AIRPORT	CLEARING & GRUBBING	10,000	0	8,000	2,000
SAUK CENTRE MUNICIPAL AIRPORT	EXTEND RWY 14/32 - ENVIRONMENTAL ASSESSMENT PHASE I	101,000	90,900	0	10,100
ST. CLOUD REGIONAL AIRPORT	NORTH G.A. APRON REHABILITATION	1,000,000	900,000	0	100,000
ST. CLOUD REGIONAL AIRPORT	SOUTH G.A. SITE DEVELOPMENT - CONSTRUCTION	2,000,000	1,800,000	0	200,000
STAPLES MUNICIPAL AIRPORT	CONSTRUCT ACCESS ROAD	75,000	67,500	0	7,500
STAPLES MUNICIPAL AIRPORT	PARKING LOT & ENTRANCE ROAD REHAB	90,000	81,000	0	9,000
WALKER MUNICIPAL AIRPORT	DEER/ PERIMETER FENCE	300,000	270,000	0	30,000

AERONAUTICS

ATP: 3

Fiscal Year: 2016

STIP for FY 2014 - 2017

Airport	Description	Total Project Cost	FAA Funding	State Funding	Municipal Funding
Summary for Year = 2016 (26 projects)		\$11,682,000	\$10,023,300	\$395,335	\$1,263,365

AERONAUTICS

ATP: 3

Fiscal Year: 2017

STIP for FY 2014 - 2017

Airport	Description	Total Project Cost	FAA Funding	State Funding	Municipal Funding
BRAINERD LAKES REGIONAL AIRPORT	MALSR - RWY 05	290,800	0	290,800	0
BRAINERD LAKES REGIONAL AIRPORT	HIGH SPEED DEDICATED BROOM	875,000	787,500	0	87,500
BUFFALO MUNICIPAL AIRPORT	CRACK REPAIR/SLURRY SEAL - RUNWAY 18/36, TAXIWAY & APRON	270,000	243,000	0	27,000
LITTLE FALLS-MORRISON COUNTY AIRPORT	RUNWAY 18/36 CONSTRUCTION - PHASE III (ELECTRICAL)	274,000	246,600	0	27,400
MAPLE LAKE MUNICIPAL AIRPORT	PROPERTY ACQUISITION	40,000	0	32,000	8,000
MAPLE LAKE MUNICIPAL AIRPORT	TREE TRIMMING	10,000	0	8,000	2,000
MILACA MUNICIPAL AIRPORT	A/D BLDG & FBO UPGRADES	20,000	0	16,000	4,000
MILACA MUNICIPAL AIRPORT	RUNWAY END IDENTIFIER LIGHTS (REILS)	50,000	0	40,000	10,000
MORA MUNICIPAL AIRPORT	10-UNIT T-HANGAR - CONSTRUCTION	600,000	540,000	0	60,000
MORA MUNICIPAL AIRPORT	10-UNIT T-HANGAR - SITE PREPARATION	75,000	67,500	0	7,500
PAYNESVILLE MUNICIPAL AIRPORT	PARALLEL TWY 11/29 - DESIGN AND GRADE	890,000	801,000	0	89,000
PINE RIVER REGIONAL AIRPORT	RELOCATE AUTOMATED WEATHER OBSERVATION STATION (AWOS)	30,000	27,000	0	3,000
PRINCETON MUNICIPAL AIRPORT	FIXED-BASE OPERATOR (FBO) FACILITY	300,000	0	150,000	150,000
PRINCETON MUNICIPAL AIRPORT	MASTER PLAN/AIRPORT LAYOUT PLAN UPDATE	200,000	180,000	0	20,000
SAUK CENTRE MUNICIPAL AIRPORT	EXTEND RWY 14/32 - EA PHASE II	65,000	58,500	0	6,500
ST. CLOUD REGIONAL AIRPORT	PAY PARKING SYSTEM	400,000	0	0	400,000
STAPLES MUNICIPAL AIRPORT	6-UNIT T-HANGAR [HANGAR LOAN]	275,000	0	275,000	0
STAPLES MUNICIPAL AIRPORT	HANGAR SITE PREP-6 UNIT T-HANGAR	160,000	112,000	24,000	24,000
STAPLES MUNICIPAL AIRPORT	TRANSIENT AIRCRAFT STORAGE HANGAR	300,000	249,000	21,000	30,000
WALKER MUNICIPAL AIRPORT	FBO BUILDING/SITE PREP	325,000	0	162,500	162,500
Summary for Year = 2017 (20 projects)		\$5,449,800	\$3,312,100	\$1,019,300	\$1,118,400

AERONAUTICS

ATP: 4

Fiscal Year: 2014

STIP for FY 2014 - 2017

Airport	Description	Total Project Cost	FAA Funding	State Funding	Municipal Funding
ALEXANDRIA MUNICIPAL AIRPORT - CHANDLER FIELD	ACQUIRE SRE-PLOW	300,000	0	200,010	99,990
ALEXANDRIA MUNICIPAL AIRPORT - CHANDLER FIELD	LARGE AIRCRAFT HANGAR	750,000	645,000	15,000	90,000
ALEXANDRIA MUNICIPAL AIRPORT - CHANDLER FIELD	1 TON TRUCK	30,000	0	20,001	9,999
BENSON MUNICIPAL AIRPORT - VETERANS FIELD	ENTRANCE ROAD - CRACK SEAL AND SEAL COAT	20,000	0	14,000	6,000
DETROIT LAKES MUNICIPAL AIRPORT - WETHING FIELD	CONSTRUCT T-HANGAR (HANGAR LOAN)	330,000	0	0	330,000
DETROIT LAKES MUNICIPAL AIRPORT - WETHING FIELD	HANGAR SITE PREP	220,000	44,000	110,000	66,000
ELBOW LAKE MUNICIPAL AIRPORT-PRIDE OF THE PRAIRIE	HANGAR	700,000	560,000	70,000	70,000
FERGUS FALLS MUNICIPAL AIRPORT-EINAR MICKELSON FLD	MULTI UNIT TEE HANGAR CONSTRUCTION	500,000	450,000	0	50,000
FERGUS FALLS MUNICIPAL AIRPORT-EINAR MICKELSON FLD	HANGAR SITE PREPARATION AND PAVING (PRIVATE)	300,000	0	150,000	150,000
GLENWOOD MUNICIPAL AIRPORT	CRACK REPAIR AND SEAL COAT - ENTRANCE ROAD AND PARKING LOT	45,000	40,500	0	4,500
GLENWOOD MUNICIPAL AIRPORT	EMERGENCY BACKUP GENERATOR - SRE BLDG	25,000	0	17,500	7,500
GLENWOOD MUNICIPAL AIRPORT	CRACK REPAIR AND SEAL COAT - APRON	25,000	22,500	0	2,500
GLENWOOD MUNICIPAL AIRPORT	CRACK REPAIR & SEAL COATING - RUNWAY AND TAXIWAY	95,000	85,500	0	9,500
HAWLEY MUNICIPAL AIRPORT	APRON REHABILITATION (NON FEDERAL AVIATION ADMINISTRATION ELIGIBLE) HANGAR #1	40,000	0	20,000	20,000
HAWLEY MUNICIPAL AIRPORT	TEE HANGAR SITE PREPARATION & PAVING	150,000	121,500	10,500	18,000
HAWLEY MUNICIPAL AIRPORT	APRON REHABILITATION - HANGAR #1 (FEDERAL AVIATION ADMINISTRATION ELIGIBLE AREAS)	102,000	91,800	0	10,200
HERMAN MUNICIPAL AIRPORT	MOWER	30,000	0	24,000	6,000
MAHNOMEN COUNTY AIRPORT	6 UNIT T-HANGAR	300,000	270,000	0	30,000
MAHNOMEN COUNTY AIRPORT	EXPAND APRON - RELOCATE HANGAR 7 - SITE PREP	10,000	8,300	500	1,200
MORRIS MUNICIPAL AIRPORT - CHARLIE SCHMIDT FIELD	BAY HANGAR WITH SITE PREP	700,000	609,000	14,000	77,000
MORRIS MUNICIPAL AIRPORT - CHARLIE SCHMIDT FIELD	TAXILANE & APRON SLURRY SEAL	20,000	9,000	9,000	2,000

AERONAUTICS

ATP: 4

Fiscal Year: 2014

STIP for FY 2014 - 2017

Airport	Description	Total Project Cost	FAA Funding	State Funding	Municipal Funding
ORTONVILLE MUNICIPAL AIRPORT - MARTINSON FIELD	CONSTRUCT TAXIWAY (FINISH TAXIWAY TO HANGAR SITES)	200,000	180,000	0	20,000
PELICAN RAPIDS MUNICIPAL AIRPORT - LYON'S FIELD	SEAL COAT APRON AND TAXILANES	40,000	0	32,000	8,000
PERHAM MUNICIPAL AIRPORT	T-HANGAR [LOAN]	400,000	0	400,000	0
PERHAM MUNICIPAL AIRPORT	PAINTING HANGAR-PUBLIC HANGAR	9,000	0	4,500	4,500
PERHAM MUNICIPAL AIRPORT	SITE PREP AND CONCRETE WORK FOR HANGAR	240,000	0	120,000	120,000
STARBUCK MUNICIPAL AIRPORT	LARGE MOWER/TRACTOR	25,000	0	16,668	8,333
WADENA MUNICIPAL AIRPORT	ADDITIONAL AIRFIELD PERIMETER FENCE	50,000	45,000	0	5,000
WADENA MUNICIPAL AIRPORT	REHABILITATE AIRPORT ACCESS ROAD, VEH. PARKING, & INSTALL AUTOMATED GATE	200,000	180,000	0	20,000
WADENA MUNICIPAL AIRPORT	REHABILITATE APRON	50,000	45,000	0	5,000
WADENA MUNICIPAL AIRPORT	TURF CROSSWIND RUNWAY CONSTRUCTION	200,000	180,000	0	20,000
WADENA MUNICIPAL AIRPORT	FUEL SYSTEM-REPLACE PUMP, CARD READER&COMPUTER SYSTEM	50,000	0	25,000	25,000
WHEATON MUNICIPAL AIRPORT	CRACK SEAL & SEALCOAT RUNWAY	60,000	54,000	0	6,000
Summary for Year = 2014 (33 projects)		\$6,216,000	\$3,641,100	\$1,272,679	\$1,302,222

AERONAUTICS

ATP: 4

Fiscal Year: 2015

STIP for FY 2014 - 2017

Airport	Description	Total Project Cost	FAA Funding	State Funding	Municipal Funding
ALEXANDRIA MUNICIPAL AIRPORT - CHANDLER FIELD	RE-CLAD TWO 6-UNIT T-HANGARS	150,000	0	75,000	75,000
BENSON MUNICIPAL AIRPORT - VETERANS FIELD	AIRFIELD FENCE - REPLACE 3-STRAND FENCE	50,000	45,000	0	5,000
BENSON MUNICIPAL AIRPORT - VETERANS FIELD	NEW ARRIVAL/DEPARTURE BUILDING WITH SNOW REMOVAL EQUIPMENT (SRE) STORAGE INCLUDED	400,000	320,000	40,000	40,000
BENSON MUNICIPAL AIRPORT - VETERANS FIELD	LAND ACQUISITION - SEGMENT OF RWY 32 RUNWAY PROTECTION ZONE (RPZ)	25,000	22,500	0	2,500
BENSON MUNICIPAL AIRPORT - VETERANS FIELD	SNOW REMOVAL EQUIPMENT	200,000	180,000	0	20,000
DETROIT LAKES MUNICIPAL AIRPORT - WETHING FIELD	EXTEND RWY 13/31 - LAND - HOWARD PROPERTY	50,000	45,000	0	5,000
FERGUS FALLS MUNICIPAL AIRPORT-EINAR MICKELSON FLD	SEAL RUNWAY 13/31 & PARALLEL TAXIWAY	250,000	225,000	0	25,000
FERGUS FALLS MUNICIPAL AIRPORT-EINAR MICKELSON FLD	UPDATE SEWER SYSTEM	20,000	0	14,000	6,000
GLENWOOD MUNICIPAL AIRPORT	UPDATE BEACON	35,000	31,500	0	3,500
HAWLEY MUNICIPAL AIRPORT	8-UNIT TEE HANGAR	450,000	405,000	0	45,000
HAWLEY MUNICIPAL AIRPORT	RUNWAY JUSTIFICATION STUDY-REIMBURSEMENT	60,000	54,000	0	6,000
MAHNOMEN COUNTY AIRPORT	6-UNIT T-HANGAR - SITE PREP	280,000	226,800	19,600	33,600
MOORHEAD MUNICIPAL AIRPORT	T-HANGAR DESIGN, SITE WORK & IMPROVEMENTS	350,000	297,500	17,500	35,000
MOORHEAD MUNICIPAL AIRPORT	ZONING - ZONE A EASEMENTS	200,000	0	140,000	60,000
MOORHEAD MUNICIPAL AIRPORT	CONSTRUCT T-HANGAR	400,000	360,000	0	40,000
MORRIS MUNICIPAL AIRPORT - CHARLIE SCHMIDT FIELD	EQUIPMENT STORAGE BAY ADDITION	140,000	0	98,000	42,000
ORTONVILLE MUNICIPAL AIRPORT - MARTINSON FIELD	ARRIVAL/DEPARTURE BUILDING	180,000	162,000	0	18,000
PELICAN RAPIDS MUNICIPAL AIRPORT - LYON'S FIELD	HANGAR SITE PREP (GRADE & PAVE PAD) - TEE HANGAR	130,000	0	65,000	65,000
PELICAN RAPIDS MUNICIPAL AIRPORT - LYON'S FIELD	PAINT BEACON TOWER	8,000	0	6,400	1,600
PERHAM MUNICIPAL AIRPORT	SNOW REMOVAL EQUIPMENT-LOADER	120,000	0	80,000	40,000
STARBUCK MUNICIPAL AIRPORT	HANGAR SITE PREP	10,000	0	5,000	5,000
STARBUCK MUNICIPAL AIRPORT	NEW HANGAR	50,000	0	40,000	10,000
WADENA MUNICIPAL AIRPORT	SNOW REMOVAL EQUIPMENT STORAGE BUILDING	300,000	270,000	0	30,000

AERONAUTICS

ATP: 4

Fiscal Year: 2015

STIP for FY 2014 - 2017

Airport	Description	Total Project Cost	FAA Funding	State Funding	Municipal Funding
WADENA MUNICIPAL AIRPORT	REHAB HANGAR AREA & TAXILANE PVMNTS: DRAINAGE IMPROVEMENTS	200,000	160,000	10,000	30,000
WHEATON MUNICIPAL AIRPORT	GRADE, SEED & MULCH RUNWAY 6/24	150,000	135,000	0	15,000
WHEATON MUNICIPAL AIRPORT	CRACKSEAL & SEALCOAT ENTRANCE ROAD	60,000	12,000	30,000	18,000
Summary for Year = 2015 (26 projects)		\$4,268,000	\$2,951,300	\$640,500	\$676,200

AERONAUTICS

ATP: 4

Fiscal Year: 2016

STIP for FY 2014 - 2017

Airport	Description	Total Project Cost	FAA Funding	State Funding	Municipal Funding
ALEXANDRIA MUNICIPAL AIRPORT - CHANDLER FIELD	MILL & OVERLAY PARALLEL TXWY 13/31	100,000	90,000	0	10,000
ALEXANDRIA MUNICIPAL AIRPORT - CHANDLER FIELD	MILL & OVERLAY RUNWAY 4/22	100,000	90,000	0	10,000
ALEXANDRIA MUNICIPAL AIRPORT - CHANDLER FIELD	MILL & OVERLAY APRON	100,000	90,000	0	10,000
BENSON MUNICIPAL AIRPORT - VETERANS FIELD	CROSSWIND RUNWAY-ENVIRONMENTAL ASSESSMENT	65,000	58,500	0	6,500
BENSON MUNICIPAL AIRPORT - VETERANS FIELD	CROSSWIND RUNWAY-JUSTIFICATION STUDY	15,000	0	0	15,000
DETROIT LAKES MUNICIPAL AIRPORT - WETHING FIELD	EXTEND PARALLEL TXY 13/31	800,000	720,000	0	80,000
ELBOW LAKE MUNICIPAL AIRPORT-PRIDE OF THE PRAIRIE	AUTOMATED VEHICLE ACCESS GATE	50,000	45,000	0	5,000
ELBOW LAKE MUNICIPAL AIRPORT-PRIDE OF THE PRAIRIE	SECURITY FENCING	12,000	10,800	0	1,200
FERGUS FALLS MUNICIPAL AIRPORT-EINAR MICKELSON FLD	CLEAN AND SEAL APRON JOINTS	200,000	0	140,000	60,000
FERGUS FALLS MUNICIPAL AIRPORT-EINAR MICKELSON FLD	EMERGENCY GENERATOR	60,000	0	42,000	18,000
GLENWOOD MUNICIPAL AIRPORT	HANGAR CONSTRUCTION - 8 UNIT T-HANGAR - DESIGN/SITE/HANGAR	485,000	412,250	24,250	48,500
HAWLEY MUNICIPAL AIRPORT	RUNWAY EXTENSION-ENVIRONMENTAL ASSESSMENT	158,000	142,200	0	15,800
HENNING MUNICIPAL AIRPORT	UPDATE AIRPORT LAYOUT PLAN (ALP) FOR A NEW CROSS-WIND RUNWAY	20,000	0	16,000	4,000
MAHNOMEN COUNTY AIRPORT	ARRIVAL/DEPARTURE BUILDING	150,000	106,500	21,000	22,500
MORRIS MUNICIPAL AIRPORT - CHARLIE SCHMIDT FIELD	PARALLEL TAXIWAY (RWY14/32) - CONSTRUCT	1,350,000	1,215,000	0	135,000
MORRIS MUNICIPAL AIRPORT - CHARLIE SCHMIDT FIELD	TRUCK, SNOWPLOW/SNOW BLOWER	145,000	0	96,672	48,329
ORTONVILLE MUNICIPAL AIRPORT - MARTINSON FIELD	MAINTENANCE HANGAR	300,000	270,000	0	30,000
PELICAN RAPIDS MUNICIPAL AIRPORT - LYON'S FIELD	8 UNIT HANGAR (LOAN)	500,000	0	500,000	0
STARBUCK MUNICIPAL AIRPORT	NEW TAXIWAY	10,000	0	8,000	2,000
WADENA MUNICIPAL AIRPORT	PARALLEL TAXIWAY REHAB-MILL AND OVERLAY	180,000	162,000	0	18,000
WADENA MUNICIPAL AIRPORT	RUNWAY REHAB-MILL AND OVERLAY	500,000	450,000	0	50,000

AERONAUTICS

ATP: 4

Fiscal Year: 2016

STIP for FY 2014 - 2017

Airport	Description	Total Project Cost	FAA Funding	State Funding	Municipal Funding
Summary for Year = (21 projects)		\$5,300,000	\$3,862,250	\$847,922	\$589,829

AERONAUTICS

ATP: 4

Fiscal Year: 2017

STIP for FY 2014 - 2017

Airport	Description	Total Project Cost	FAA Funding	State Funding	Municipal Funding
ALEXANDRIA MUNICIPAL AIRPORT - CHANDLER FIELD	RUNWAY 13/31 LIGHTING	350,000	315,000	0	35,000
BENSON MUNICIPAL AIRPORT - VETERANS FIELD	CROSSWIND RUNWAY-CONSTRUCTION(PAVED)	2,700,000	2,430,000	0	270,000
DETROIT LAKES MUNICIPAL AIRPORT - WETHING FIELD	RECONSTRUCT RWY 13/31 (4500' X 100')	4,140,000	3,726,000	0	414,000
GLENWOOD MUNICIPAL AIRPORT	DUMPSTER CONTAINMENT AREA	7,500	0	5,250	2,250
GLENWOOD MUNICIPAL AIRPORT	RIDING MOWER AND SNOWBLOWER ATTACHMENT	30,000	0	21,000	9,000
GLENWOOD MUNICIPAL AIRPORT	ZONING ORDINANCE UPDATE	35,000	0	24,500	10,500
GLENWOOD MUNICIPAL AIRPORT	DRAINAGE PLAN AND GRADING	245,000	220,500	0	24,500
HAWLEY MUNICIPAL AIRPORT	EXTEND RWY 16/34 - LAND ACQUISITION (50 ACRES)	113,000	101,700	0	11,300
HAWLEY MUNICIPAL AIRPORT	LAND PURCHASE (RUNWAY PROTECTION - RAMP)	135,000	121,500	0	13,500
MAHNOMEN COUNTY AIRPORT	SECURITY FENCING	50,000	45,000	0	5,000
MORRIS MUNICIPAL AIRPORT - CHARLIE SCHMIDT FIELD	AIRPORT LAYOUT PLAN UPDATE W/ NARRATIVE REPORT	120,000	108,000	0	12,000
MORRIS MUNICIPAL AIRPORT - CHARLIE SCHMIDT FIELD	RUNWAY LENGTH JUSTIFICATION STUDY	15,000	0	0	15,000
PERHAM MUNICIPAL AIRPORT	MASTER PLAN	30,000	0	24,000	6,000
STARBUCK MUNICIPAL AIRPORT	FENCING	20,000	0	16,000	4,000
Summary for Year = (14 projects)		\$7,990,500	\$7,067,700	\$90,750	\$832,050

AERONAUTICS
ATP: 6
Fiscal Year: 2014

STIP for FY 2014 - 2017

Airport	Description	Total Project Cost	FAA Funding	State Funding	Municipal Funding
ALBERT LEA MUNICIPAL AIRPORT	CONSTRUCT ARRIVAL/DEPARTURE BUILDING	1,050,000	0	735,000	315,000
ALBERT LEA MUNICIPAL AIRPORT	CONSTRUCT FIXED-BASE OPERATOR HANGAR	1,250,000	0	625,000	625,000
ALBERT LEA MUNICIPAL AIRPORT	LANDSIDE PARKING EXPANSION	100,000	0	70,000	30,000
ALBERT LEA MUNICIPAL AIRPORT	SWEEPER ATTACHMENT	20,000	0	13,334	6,666
ALBERT LEA MUNICIPAL AIRPORT	DEMOLISH LARGE WOOD HANGAR (OBSTRUCTION REMOVAL)	31,500	28,350	0	3,150
AUSTIN MUNICIPAL AIRPORT	APRON REHAB	50,000	45,000	0	5,000
AUSTIN MUNICIPAL AIRPORT	AIRPORT MOWER	20,000	0	13,334	6,666
AUSTIN MUNICIPAL AIRPORT	FUEL TANK UPGRADES	30,000	0	15,000	15,000
FARIBAULT MUNICIPAL AIRPORT	ARRIVAL/DEPARTURE BUILDING REMODEL	260,000	0	182,000	78,000
HOUSTON COUNTY AIRPORT	DESIGN RUNWAY 13/31 RELOCATION (PHASE II)	200,000	180,000	0	20,000
HOUSTON COUNTY AIRPORT	RUNWAY 13/31 RELOCATION CONSTRUCTION (PHASE I)	2,100,000	1,890,000	0	210,000
HOUSTON COUNTY AIRPORT	AWOS INSTALLATION	125,000	0	125,000	0
OWATONNA DEGNER REGIONAL AIRPORT	REHAB PH3 EAST TAXILANES & APRON EXPANSION	275,000	247,500	0	27,500
OWATONNA DEGNER REGIONAL AIRPORT	T-HANGAR SITE PREPARATION	200,000	0	100,000	100,000
OWATONNA DEGNER REGIONAL AIRPORT	10-UNIT T-HANGAR	650,000	0	520,000	130,000
OWATONNA DEGNER REGIONAL AIRPORT	BIFOLD DOOR REPLACEMENT-MAIN HANGAR	90,000	0	45,000	45,000
PRESTON - FILLMORE COUNTY AIRPORT	CRACK REPAIR	12,000	10,800	0	1,200
PRESTON - FILLMORE COUNTY AIRPORT	HANGAR SITE PREPARATION	73,000	65,700	0	7,300
PRESTON - FILLMORE COUNTY AIRPORT	HANGAR TAXILANES	68,000	61,200	0	6,800
PRESTON - FILLMORE COUNTY AIRPORT	WIDEN HANGAR TAXILANE	9,400	8,460	0	940
RED WING REGIONAL AIRPORT	BLOWER FOR TRACTOR	140,000	0	93,338	46,662
RED WING REGIONAL AIRPORT	FUEL TANK MONITOR	24,000	0	12,000	12,000
ROCHESTER INTERNATIONAL AIRPORT	SAFETY MANAGEMENT SYSTEM (FAA MANDATED)	100,000	0	70,000	30,000
ROCHESTER INTERNATIONAL AIRPORT	WILDLIFE HAZARD ASSESSMENT PER FAA REQUIREMENT	50,000	0	35,000	15,000

AERONAUTICS

ATP: 6

Fiscal Year: 2014

STIP for FY 2014 - 2017

Airport	Description	Total Project Cost	FAA Funding	State Funding	Municipal Funding
ROCHESTER INTERNATIONAL AIRPORT	SNOW REMOVAL EQUIPMENT - SUBURBAN W/AIRFIELD BRAKING EQUIP	60,000	0	40,200	19,800
ROCHESTER INTERNATIONAL AIRPORT	SNOW REMOVAL EQUIPMENT - HIGH SPEED AIRFIELD BROOM	700,000	0	469,000	231,000
ROCHESTER INTERNATIONAL AIRPORT	AIRPORT STRATEGIC PLANNING	15,000	0	10,500	4,500
ROCHESTER INTERNATIONAL AIRPORT	CAT II ILS - RUNWAY 13/31 & GPS	1,000,000	0	1,000,000	0
ROCHESTER INTERNATIONAL AIRPORT	PASSENGER LOADING BRIDGE/GPU, AIR CONDITIONER	700,000	0	700,000	0
ROCHESTER INTERNATIONAL AIRPORT	AIRFIELD PERIMETER ROAD	1,400,000	1,260,000	0	140,000
ROCHESTER INTERNATIONAL AIRPORT	ROOF REPLACEMENT FOR AIRPORT MAINTENANCE FACILITY	150,000	0	105,000	45,000
RUSHFORD MUNICIPAL AIRPORT	CRACK SEAL AIRFIELD PAVEMENTS	35,000	31,500	0	3,500
RUSHFORD MUNICIPAL AIRPORT	RELOCATE AND UPGRADE FUEL SYSTEM	250,000	225,000	0	25,000
RUSHFORD MUNICIPAL AIRPORT	REPLACE RUNWAY LIGHTING & WIRING	140,000	126,000	0	14,000
RUSHFORD MUNICIPAL AIRPORT	AWOS	125,000	0	125,000	0
WINONA MUNICIPAL AIRPORT - MAX CONRAD FIELD	AIRPORT ZONING	45,000	0	31,500	13,500
WINONA MUNICIPAL AIRPORT - MAX CONRAD FIELD	RUNWAY AND TAXIWAY CONSTRUCTION PHASE I	5,200,000	4,680,000	0	520,000
Summary for Year = 2014 (37 projects)		\$16,747,900	\$8,859,510	\$5,135,206	\$2,753,184

AERONAUTICS
ATP: 6
Fiscal Year: 2015

STIP for FY 2014 - 2017

Airport	Description	Total Project Cost	FAA Funding	State Funding	Municipal Funding
ALBERT LEA MUNICIPAL AIRPORT	RUNWAY GROOVING	100,000	0	70,000	30,000
AUSTIN MUNICIPAL AIRPORT	HANGAR SITE GRADING	150,000	0	75,000	75,000
FARIBAULT MUNICIPAL AIRPORT	COMMERCIAL TAXILANE DRAINAGE IMPROVEMENTS \$ PAVEMENT REHAB	245,000	220,500	0	24,500
FARIBAULT MUNICIPAL AIRPORT	EAST TAXILANE IMPROVEMENTS (REHAB PAVEMENT,DRAINAGE) STATE LOCAL FUNDING	62,000	0	9,300	52,700
HOUSTON COUNTY AIRPORT	RUNWAY 13/31 RELOCATION CONSTRUCTION (PHASE II)	2,100,000	1,890,000	0	210,000
HOUSTON COUNTY AIRPORT	SITE PREPARATION FOR HANGARS	100,000	90,000	0	10,000
OWATONNA DEGNER REGIONAL AIRPORT	ENVIRONMENTAL ASSESSMENT (EA) AIRPORT DEVELOPMENT	400,000	360,000	0	40,000
OWATONNA DEGNER REGIONAL AIRPORT	LAND ACQUISITION-WEST BUILDING AREA	500,000	450,000	0	50,000
OWATONNA DEGNER REGIONAL AIRPORT	WILDLIFE ASSESSMENT	50,000	45,000	0	5,000
PRESTON - FILLMORE COUNTY AIRPORT	4 UNIT T-HANGAR SITE PREP	30,200	27,180	0	3,020
PRESTON - FILLMORE COUNTY AIRPORT	4 UNIT T-HANGAR	100,000	90,000	0	10,000
RED WING REGIONAL AIRPORT	RECONSTRUCTION OF GENERAL AVIATION (GA) APRON & TAXIWAY	157,500	141,750	0	15,750
RED WING REGIONAL AIRPORT	WILDLIFE MITIGATION(FENCE)	580,000	522,000	0	58,000
ROCHESTER INTERNATIONAL AIRPORT	EARTHWORK/GRADING/UTILITIES - REPL. TERMINAL	9,425,000	8,482,500	0	942,500
ROCHESTER INTERNATIONAL AIRPORT	REPLACEMENT TERMINAL ROADWAY IMPROVEMENTS	3,000,000	2,700,000	0	300,000
ROCHESTER INTERNATIONAL AIRPORT	CARGO RAMP AND TERMINAL RAMP REHAB	750,000	0	525,000	225,000
ROCHESTER INTERNATIONAL AIRPORT	FUEL FARM UPGRADES - 40K ABOVE GROUND TANK, TANK REHAB	350,000	0	175,000	175,000
ROCHESTER INTERNATIONAL AIRPORT	PURCHASE EXISTING AIRPORT CARGO BUILDING	600,000	0	420,000	180,000
ROCHESTER INTERNATIONAL AIRPORT	SNOW REMOVAL EQUIPMENT-AIRFIELD SNOW BLOWER	810,000	0	542,700	267,300
ROCHESTER INTERNATIONAL AIRPORT	T-HANGAR #6 10-UNIT BUILDING	375,000	0	375,000	0
ROCHESTER INTERNATIONAL AIRPORT	T-HANGAR #6 SITE DEVELOPMENT	175,000	0	87,500	87,500
RUSHFORD MUNICIPAL AIRPORT	MOWER	10,000	0	6,667	3,333

AERONAUTICS

ATP: 6

Fiscal Year: 2015

STIP for FY 2014 - 2017

Airport	Description	Total Project Cost	FAA Funding	State Funding	Municipal Funding
WINONA MUNICIPAL AIRPORT - MAX CONRAD FIELD	RUNWAY AND TAXIWAY CONSTRUCTION PHASE II	3,525,000	3,172,500	0	352,500
Summary for Year = 2015 (23 projects)		\$23,594,700	\$18,191,430	\$2,286,167	\$3,117,103

AERONAUTICS

ATP: 6

Fiscal Year: 2016

STIP for FY 2014 - 2017

Airport	Description	Total Project Cost	FAA Funding	State Funding	Municipal Funding
ALBERT LEA MUNICIPAL AIRPORT	ILS	525,000	0	525,000	0
ALBERT LEA MUNICIPAL AIRPORT	DESIGN FOR 10 UNIT T-HANGAR	55,000	0	27,500	27,500
ALBERT LEA MUNICIPAL AIRPORT	CONSTRUCT 10-UNIT T-HANGAR	985,000	0	985,000	0
ALBERT LEA MUNICIPAL AIRPORT	CRACK SEALING/PAVEMENT MANAGEMENT	35,000	31,500	0	3,500
ALBERT LEA MUNICIPAL AIRPORT	PRECISION APPROACH PREP (ENVIRONMENTAL ASSESSMENT, LAND)	210,000	189,000	0	21,000
AUSTIN MUNICIPAL AIRPORT	OBSTRUCTION REMOVAL	20,000	0	14,000	6,000
DODGE CENTER MUNICIPAL AIRPORT	PARALLEL TAXIWAY ENVIRONMENTAL ASSESSMENT	60,000	54,000	0	6,000
FARIBAULT MUNICIPAL AIRPORT	NEW TAXILANE; SEWER/WATER DESIGN & CONSTRUCTION	516,000	0	258,000	258,000
OWATONNA DEGNER REGIONAL AIRPORT	PAVEMENT REHAB RWY 5/23	150,000	135,000	0	15,000
OWATONNA DEGNER REGIONAL AIRPORT	MAINTENANCE BUILDING EXTENSION	175,000	0	122,500	52,500
OWATONNA DEGNER REGIONAL AIRPORT	RIDING MOWER	80,000	0	53,333	26,667
PRESTON - FILLMORE COUNTY AIRPORT	ENVIRONMENTAL ASSESSMENT (EA) FOR CROSSWIND	60,000	54,000	0	6,000
PRESTON - FILLMORE COUNTY AIRPORT	SNOW REMOVAL EQUIPMENT (SRE) MAINTENANCE BUILDING	100,000	90,000	0	10,000
RED WING REGIONAL AIRPORT	LED LIGHTING UPGRADE	50,000	45,000	0	5,000
RED WING REGIONAL AIRPORT	TAXILANE REPAIR	220,000	198,000	0	22,000
ROCHESTER INTERNATIONAL AIRPORT	AIRFIELD CONCRETE MAJOR REHAB PROJECT	3,500,000	3,150,000	0	350,000
ROCHESTER INTERNATIONAL AIRPORT	PARKING AND SURFACE TRANSPORTATION	2,200,000	1,980,000	0	220,000
ROCHESTER INTERNATIONAL AIRPORT	REPLACEMENT TERMINAL A/E SERVICES	3,500,000	3,150,000	0	350,000
ROCHESTER INTERNATIONAL AIRPORT	TAXIWAY DELTA	7,425,000	6,682,500	0	742,500
ROCHESTER INTERNATIONAL AIRPORT	TAXIWAY IMPROVEMENTS FOR REPL. TERMINAL & BIT SHLDS FOR C-IV	5,286,000	4,757,400	0	528,600
WINONA MUNICIPAL AIRPORT - MAX CONRAD FIELD	PAVEMENT MAINTENANCE	165,000	148,500	0	16,500
WINONA MUNICIPAL AIRPORT - MAX CONRAD FIELD	RUNWAY AND TAXIWAY CONSTRUCTION PHASE III {ELEC/INC NEW SHELTER}	3,400,000	3,060,000	0	340,000
Summary for Year = 2016 (22 projects)		\$28,717,000	\$23,724,900	\$1,985,333	\$3,006,767

AERONAUTICS

ATP: 6

Fiscal Year: 2017

STIP for FY 2014 - 2017

Airport	Description	Total Project Cost	FAA Funding	State Funding	Municipal Funding
ALBERT LEA MUNICIPAL AIRPORT	T-HANGAR SITE PREP	100,000	0	50,000	50,000
AUSTIN MUNICIPAL AIRPORT	HANGAR ACCESS ROAD EXT/REHAB	50,000	45,000	0	5,000
DODGE CENTER MUNICIPAL AIRPORT	PARALLEL TAXIWAY DESIGN	125,000	112,500	0	12,500
DODGE CENTER MUNICIPAL AIRPORT	LAND ACQUISITION (APPROACH)	92,000	0	64,400	27,600
FARIBAULT MUNICIPAL AIRPORT	EA FOR RUNWAY EXTENSION - PHASE I	94,000	84,600	0	9,400
FARIBAULT MUNICIPAL AIRPORT	WILDLIFE HAZARD ASSESSMENT	35,000	31,500	0	3,500
FARIBAULT MUNICIPAL AIRPORT	AIRCRAFT STORAGE HANGAR	773,000	0	773,000	0
OWATONNA DEGNER REGIONAL AIRPORT	AIRPORT PERIMETER FENCE	1,500,000	1,350,000	0	150,000
OWATONNA DEGNER REGIONAL AIRPORT	LOADER WITH BLOWER ATTACHMENT	250,000	0	166,667	83,334
OWATONNA DEGNER REGIONAL AIRPORT	ONE-TON UTILITY TRUCK	85,000	0	56,667	28,333
RED WING REGIONAL AIRPORT	DEICING EQUIPMENT	30,000	0	21,000	9,000
ROCHESTER INTERNATIONAL AIRPORT	INDUSTRIAL PARK ROAD EXTENSION	700,000	0	350,000	350,000
RUSHFORD MUNICIPAL AIRPORT	LAND PURCHASES (DOC PETERSON)	50,000	45,000	0	5,000
RUSHFORD MUNICIPAL AIRPORT	RUNWAY LENGTH JUSTIFICATION & FEASIBILITY ANALYSIS (PHASE I)	40,000	36,000	0	4,000
WINONA MUNICIPAL AIRPORT - MAX CONRAD FIELD	ARRIVAL/DEPARTURE BUILDING DESIGN	325,000	162,500	81,250	81,250
Summary for Year = 2017 (15 projects)		\$4,249,000	\$1,867,100	\$1,562,983	\$818,917

AERONAUTICS

ATP: 7

Fiscal Year: 2014

STIP for FY 2014 - 2017

Airport	Description	Total Project Cost	FAA Funding	State Funding	Municipal Funding
BLUE EARTH MUNICIPAL AIRPORT	HANGAR DOOR REPAIRS	15,000	0	7,500	7,500
BLUE EARTH MUNICIPAL AIRPORT	APRON EXPANSION - YEAR 3 PAYBACK	94,145	84,731	0	9,415
FAIRMONT MUNICIPAL AIRPORT	LAND ACQUISITION FOR RNWY 13/31 RPZ	100,000	90,000	0	10,000
FAIRMONT MUNICIPAL AIRPORT	LAND ACQUISITION FOR RNWY 13/31 RPZ & OBSTRUCTIONS	239,000	215,100	0	23,900
FAIRMONT MUNICIPAL AIRPORT	REMOVE OFF AIRPORT OBSTRUCTIONS TO RNWY 13/31	90,000	81,000	0	9,000
JACKSON MUNICIPAL AIRPORT	AIRPORT MASTER PLAN UPDATE (PHASE II)	80,000	72,000	0	8,000
JACKSON MUNICIPAL AIRPORT	AIRPORT PAVEMENT CRACK FILL	90,000	0	63,000	27,000
LE SUEUR MUNICIPAL AIRPORT	ACQUIRE REMAINING LAND FOR RNWY 13 RPZ/CZ/OBS, TXWY, PRIMARY SURF (37 AC)	771,000	693,900	0	77,100
LE SUEUR MUNICIPAL AIRPORT	REHAB RUNWAY 13/31, TAXIWAY, APRON (CRACK REPAIR & SLURRY SEAL)	279,000	251,100	0	27,900
LE SUEUR MUNICIPAL AIRPORT	REMOVE FAR PART 77 OBSTRUCTIONS & ENVIRONMENTAL MITIGATION	274,000	246,600	0	27,400
MANKATO REGIONAL AIRPORT - SOHLER FIELD	WILDLIFE PLAN	100,000	90,000	0	10,000
MANKATO REGIONAL AIRPORT - SOHLER FIELD	REPAIR EXISTING T-HANGAR RE-ROOF \$3140 & 3150	140,000	0	70,000	70,000
MANKATO REGIONAL AIRPORT - SOHLER FIELD	BLOWER	133,000	0	88,671	44,329
MANKATO REGIONAL AIRPORT - SOHLER FIELD	AIRPORT SECURITY FENCE REPAIR	250,000	225,000	0	25,000
MANKATO REGIONAL AIRPORT - SOHLER FIELD	OVERLAY COMMUNITY DEVELOPMENT AREA ACCESS ROAD & CFR APRON	300,000	0	210,000	90,000
NEW ULM MUNICIPAL AIRPORT	LAND ACQUISITION - RUNWAY 4/22	720,000	648,000	0	72,000
NEW ULM MUNICIPAL AIRPORT	PRE/FINAL DESIGN RUNWAY 4/22	350,000	315,000	0	35,000
NEW ULM MUNICIPAL AIRPORT	CONCRETE APRON REPAIR	40,000	0	28,000	12,000
NEW ULM MUNICIPAL AIRPORT	T-HANGAR ROOF REPLACEMENT	100,000	0	50,000	50,000
SPRINGFIELD MUNICIPAL AIRPORT	NEW LOADER (SNOW REMOVAL)	125,000	112,500	0	12,500
SPRINGFIELD MUNICIPAL AIRPORT	PAVEMENT MAINTENANCE	90,000	81,000	0	9,000
SPRINGFIELD MUNICIPAL AIRPORT	REPLACE EXISTING FUEL SYSTEM INCLUDING NEW CARD READER	125,000	112,500	0	12,500
SPRINGFIELD MUNICIPAL AIRPORT	OBSTRUCTION CLEARING	22,500	0	15,750	6,750

AERONAUTICS**ATP: 7****Fiscal Year: 2014****STIP for FY 2014 - 2017**

Airport	Description	Total Project Cost	FAA Funding	State Funding	Municipal Funding
ST. JAMES MUNICIPAL AIRPORT	6 UNIT T-HANGAR SITE PREP	200,000	0	100,000	100,000
ST. JAMES MUNICIPAL AIRPORT	6 UNIT T-HANGAR BUILDING	250,000	0	250,000	0
ST. JAMES MUNICIPAL AIRPORT	ENVIRONMENTAL ASSESSMENT FOR RNWY 15/33 & TXWY EXT	60,000	54,000	0	6,000
ST. JAMES MUNICIPAL AIRPORT	TRACKLESS MOWER	174,000	0	116,006	57,994
WASECA MUNICIPAL AIRPORT	RUNWAY LIGHTING REPLACEMENT	250,000	225,000	0	25,000
WASECA MUNICIPAL AIRPORT	RUNWAY SLURRY SEAL	150,000	135,000	0	15,000
WELLS MUNICIPAL AIRPORT	BITUMINOUS TAXIWAY REPAIR	60,000	0	48,000	12,000
WELLS MUNICIPAL AIRPORT	INSTALL AIRPORT SIGNAGE	5,000	0	4,000	1,000
WORTHINGTON MUNICIPAL AIRPORT	TAXIWAY C EXTENSION	1,278,028	1,150,225	0	127,803
Summary for Year = 2014 (32 projects)		\$6,954,673	\$4,882,656	\$1,050,927	\$1,021,090

AERONAUTICS

ATP: 7

Fiscal Year: 2015

STIP for FY 2014 - 2017

Airport	Description	Total Project Cost	FAA Funding	State Funding	Municipal Funding
FAIRMONT MUNICIPAL AIRPORT	HANGAR AREA BIT REPAIR (INSIDE HANGAR BLDG)	30,000	0	15,000	15,000
FAIRMONT MUNICIPAL AIRPORT	MAINTENANCE UTILITY TRUCK	25,000	0	16,750	8,250
JACKSON MUNICIPAL AIRPORT	ENVIRONMENTAL ASSESSMENT FOR RUNWAY 14-32 - PHASE 1	130,000	117,000	0	13,000
LE SUEUR MUNICIPAL AIRPORT	UPDATE AIRPORT LAYOUT PLAN (FROM SURVEY)	50,000	45,000	0	5,000
LUVERNE MUNICIPAL AIRPORT - QUENTIN AANENSON FIELD	ARRIVAL DEPARTURE BUILDING	175,000	157,500	0	17,500
LUVERNE MUNICIPAL AIRPORT - QUENTIN AANENSON FIELD	AUTO PARKING EXPANSION/ENTRANCE SECURITY	150,000	135,000	0	15,000
MANKATO REGIONAL AIRPORT - SOHLER FIELD	REPAIR EXISTING T-HANGAR	120,000	0	60,000	60,000
MANKATO REGIONAL AIRPORT - SOHLER FIELD	REWIRE/CONDUIT TAXIWAY A	350,000	0	245,000	105,000
MANKATO REGIONAL AIRPORT - SOHLER FIELD	RWY 15/33 CRACK REPAIR	840,000	0	588,000	252,000
MANKATO REGIONAL AIRPORT - SOHLER FIELD	T-HANGAR DESIGN & SPECS	75,000	0	37,500	37,500
MANKATO REGIONAL AIRPORT - SOHLER FIELD	TERMINAL REMODEL	200,000	0	140,000	60,000
MANKATO REGIONAL AIRPORT - SOHLER FIELD	EXPAND COMMERCIAL HANGAR DEVELOPMENT	750,000	0	375,000	375,000
NEW ULM MUNICIPAL AIRPORT	CONSTRUCT/RELOCATE RUNWAY 4/22	3,000,000	2,700,000	0	300,000
NEW ULM MUNICIPAL AIRPORT	ENGINEERING SERVICES	350,000	315,000	0	35,000
SLEEPY EYE MUNICIPAL AIRPORT	AIRFIELD LIGHTING IMPROVEMENTS - RNWY 13/32, TAXIWAY, TURNOFFS, WINDCONE	270,000	0	216,000	54,000
SPRINGFIELD MUNICIPAL AIRPORT	DESIGN TAXIWAY	150,000	135,000	0	15,000
ST. JAMES MUNICIPAL AIRPORT	PROPERTY ACQUISITION FOR RNWY & TXWY EXT	240,000	216,000	0	24,000
WASECA MUNICIPAL AIRPORT	80-FT X 80-FT HANGAR CONSTRUCTION	450,000	0	450,000	0
WASECA MUNICIPAL AIRPORT	SNOW REMOVAL EQUIPMENT	300,000	270,000	0	30,000
WELLS MUNICIPAL AIRPORT	ACQUIRE LAND FOR RNWY CLEAR ZONES, BUILDING RESTRICTION AREAS (40 ACRES)	540,000	0	432,000	108,000
WELLS MUNICIPAL AIRPORT	ACQUIRE TRACTOR WITH MOWER ATTACHMENT	90,000	0	60,003	29,997
Summary for Year = 2015 (21 projects)		\$8,285,000	\$4,090,500	\$2,635,253	\$1,559,247

AERONAUTICS

ATP: 7

Fiscal Year: 2016

STIP for FY 2014 - 2017

Airport	Description	Total Project Cost	FAA Funding	State Funding	Municipal Funding
BLUE EARTH MUNICIPAL AIRPORT	CONSTRUCT A/D BUILDING EXPANSIONS	140,000	126,000	0	14,000
BLUE EARTH MUNICIPAL AIRPORT	SRE BUILDING AND ELECTRIC BUILDING	378,000	340,200	0	37,800
FAIRMONT MUNICIPAL AIRPORT	PARTITIONS IN EXISTING T-HANGARS	40,000	0	20,000	20,000
JACKSON MUNICIPAL AIRPORT	ENTITLEMENT TRANSFER BACK TO MORRIS	166,667	150,000	0	16,667
JACKSON MUNICIPAL AIRPORT	ENVIRONMENTAL ASSESSMENT FOR RUNWAY 14-32 - PHASE 2	60,000	54,000	0	6,000
JACKSON MUNICIPAL AIRPORT	RUNWAY 13/31 APRON TAXIWAY CRACK REPAIR & SURFACE TREATMENT	320,000	288,000	0	32,000
LUVERNE MUNICIPAL AIRPORT - QUENTIN AANENSON FIELD	NEW HANGAR	340,000	0	340,000	0
LUVERNE MUNICIPAL AIRPORT - QUENTIN AANENSON FIELD	APRON SLURRY SEAL	200,000	180,000	0	20,000
LUVERNE MUNICIPAL AIRPORT - QUENTIN AANENSON FIELD	HANGAR AREA TAXIWAY	160,000	144,000	80,000	-64,000
MANKATO REGIONAL AIRPORT - SOHLER FIELD	T-HANGAR CONSTRUCTION	600,000	0	300,000	300,000
MANKATO REGIONAL AIRPORT - SOHLER FIELD	(INT) PASSENGER SECURITY INSTALLATION	600,000	540,000	0	60,000
MANKATO REGIONAL AIRPORT - SOHLER FIELD	SNOW REMOVAL EQUIPMENT BUILDING	1,080,000	972,000	0	108,000
NEW ULM MUNICIPAL AIRPORT	T-HANGAR SITE DEV AREA	200,000	0	100,000	100,000
SLEEPY EYE MUNICIPAL AIRPORT	MAINTENANCE STORAGE BUILDING (40' X 50') & SITE IMPROVEMENTS	224,000	0	179,200	44,800
SPRINGFIELD MUNICIPAL AIRPORT	TAXIWAY CONSTRUCTION PHASE I	530,000	477,000	0	53,000
ST. JAMES MUNICIPAL AIRPORT	RUNWAY AND TAXIWAY EXTENSION - DESIGN	250,000	225,000	0	25,000
ST. JAMES MUNICIPAL AIRPORT	SNOW REMOVAL EQUIPMENT	180,000	162,000	0	18,000
WASECA MUNICIPAL AIRPORT	RNWX LENGTH JUSTIFICATION STUDY	35,000	31,500	0	3,500
WELLS MUNICIPAL AIRPORT	CONSTRUCT NORTH-SOUTH TAXILANE (HANGAR SITE)	81,384	0	40,692	40,692
WELLS MUNICIPAL AIRPORT	CONSTRUCT 8 UNIT T-HANGAR (HANGAR LOAN)	831,000	0	831,000	0
WELLS MUNICIPAL AIRPORT	CONSTRUCT 8 UNIT T-HANGAR SITE TAXILANES & 8 UNIT T-HANGAR SITE PREP	288,000	0	144,000	144,000
WELLS MUNICIPAL AIRPORT	CONSTRUCT EAST-WEST TAXILANE (HANGAR SITE)	80,000	0	64,000	16,000

AERONAUTICS

ATP: 7

Fiscal Year: 2016

STIP for FY 2014 - 2017

Airport	Description	Total Project Cost	FAA Funding	State Funding	Municipal Funding
WORTHINGTON MUNICIPAL AIRPORT	AIRPORT SIGN	18,000	0	12,600	5,400
Summary for Year = (23 projects)		\$6,802,051	\$3,689,700	\$2,111,492	\$1,000,859

AERONAUTICS

ATP: 7

Fiscal Year: 2017

STIP for FY 2014 - 2017

Airport	Description	Total Project Cost	FAA Funding	State Funding	Municipal Funding
BLUE EARTH MUNICIPAL AIRPORT	REHAB HANGAR AREA PAVEMENT (FAA ELIGIBLE)	310,000	279,000	0	31,000
BLUE EARTH MUNICIPAL AIRPORT	REHAB HANGAR AREA PAVEMENT (FAA INELIGIBLE)	690,000	0	345,000	345,000
FAIRMONT MUNICIPAL AIRPORT	FIXED-BASE OPERATOR (FBO) HANGAR EXPANSION	150,000	0	75,000	75,000
FAIRMONT MUNICIPAL AIRPORT	SEWAGE SYSTEM UPGRADES	87,000	0	60,900	26,100
FAIRMONT MUNICIPAL AIRPORT	TAXILANE REHABILITATION (EAST AREA)	761,000	0	380,500	380,500
JACKSON MUNICIPAL AIRPORT	ACQUIRE LAND FOR RNWY 14/32	2,620,000	2,358,000	0	262,000
JACKSON MUNICIPAL AIRPORT	DESIGN RNWY 14/32, TXWY, APRON, PARKING LOT IMPROVEMENTS	890,000	801,000	0	89,000
JACKSON MUNICIPAL AIRPORT	ENTITLEMENT TRANSFER BACK TO MORRIS FROM 2012	166,667	150,000	0	16,667
JACKSON MUNICIPAL AIRPORT	FAA AIRPORTS GIS DATA COLLECTION SURVEY FOR RNWY 14/32	130,000	117,000	0	13,000
LE SUEUR MUNICIPAL AIRPORT	REHABILITATE APRON - MILL & OVERLAY	279,000	251,100	0	27,900
LE SUEUR MUNICIPAL AIRPORT	ENVIRONMENTAL ASSESSMENT FOR RUNWAY 13/31 EXTENSION (200 FEET)	124,000	111,600	0	12,400
LUVERNE MUNICIPAL AIRPORT - QUENTIN AANENSON FIELD	FUEL SYSTEM UPGRADE/RELOCATION	150,000	135,000	0	15,000
MANKATO REGIONAL AIRPORT - SOHLER FIELD	PUBLIC PARKING	482,000	0	337,400	144,600
MANKATO REGIONAL AIRPORT - SOHLER FIELD	SLURRY SEAL RUNWAY 4/22, TAXIWAYS & APRONS	500,000	0	350,000	150,000
MANKATO REGIONAL AIRPORT - SOHLER FIELD	BUILDING ENTRANCE CANOPIES	240,000	216,000	0	24,000
NEW ULM MUNICIPAL AIRPORT	SECURITY/WILDLIFE FENCING	800,000	720,000	0	80,000
NEW ULM MUNICIPAL AIRPORT	HANGAR/STORAGE FACILITY	800,000	0	400,000	400,000
SLEEPY EYE MUNICIPAL AIRPORT	NORTH TAXILANE PAVEMENT REHAB (SEGMENT 5)	71,000	0	35,500	35,500
SPRINGFIELD MUNICIPAL AIRPORT	TAXIWAY CONSTRUCTION PHASE II	750,000	675,000	0	75,000
ST. JAMES MUNICIPAL AIRPORT	RUNWAY AND TAXIWAY EXTENSION - CONSTRUCTION	1,500,000	1,350,000	0	150,000
ST. JAMES MUNICIPAL AIRPORT	FIXED-BASE OPERATOR HANGAR	300,000	0	150,000	150,000

AERONAUTICS

ATP: 7

Fiscal Year: 2017

STIP for FY 2014 - 2017

Airport	Description	Total Project Cost	FAA Funding	State Funding	Municipal Funding
WASECA MUNICIPAL AIRPORT	ENVIRONMENTAL ASSESSMENT RUNWAY EXTENSION	60,000	54,000	0	6,000
WASECA MUNICIPAL AIRPORT	SNOW REMOVAL EQUIPMENT BUILDING	250,000	225,000	0	25,000
WELLS MUNICIPAL AIRPORT	CONSTRUCT NORTH HANGAR SITE PREP (ROUGH GRADUNG ONLY)	140,000	0	70,000	70,000
Summary for Year = (24 projects)		\$12,250,667	\$7,442,700	\$2,204,300	\$2,603,667

AERONAUTICS

ATP: 8

Fiscal Year: 2014

STIP for FY 2014 - 2017

Airport	Description	Total Project Cost	FAA Funding	State Funding	Municipal Funding
CANBY MUNICIPAL AIRPORT - MYERS FIELD	WING MOWER DECK	20,000	0	13,334	6,666
GLENCOE MUNICIPAL AIRPORT - VERNON PERSCHAU FIELD	GRADING DRAINAGE & PAVEMENT - PARALLEL TAXIWAY	1,000,000	900,000	0	100,000
GLENCOE MUNICIPAL AIRPORT - VERNON PERSCHAU FIELD	PAPI'S	90,000	81,000	0	9,000
GLENCOE MUNICIPAL AIRPORT - VERNON PERSCHAU FIELD	REIL'S	40,000	36,000	0	4,000
GLENCOE MUNICIPAL AIRPORT - VERNON PERSCHAU FIELD	RELOCATE WINDSOCK	10,000	9,000	0	1,000
GLENCOE MUNICIPAL AIRPORT - VERNON PERSCHAU FIELD	RESURFACE RUNWAY	750,000	675,000	0	75,000
GRANITE FALLS MUNI-LENZEN-ROE MEMORIAL FLD	CONSTRUCT AGRICULTURAL SPRAY FACILITY	50,000	0	25,000	25,000
GRANITE FALLS MUNI-LENZEN-ROE MEMORIAL FLD	UPDATE EXHIBIT A PROP MAP & AIRPORT LAYOUT PLAN TO FAA STANDARDS	71,000	0	56,800	14,200
GRANITE FALLS MUNI-LENZEN-ROE MEMORIAL FLD	CONSTRUCT APRON EXPANSION (220' X 175')	356,000	0	284,800	71,200
GRANITE FALLS MUNI-LENZEN-ROE MEMORIAL FLD	CONSTRUCT ADDITION TO MAINTENANCE BUILDING	150,000	0	120,000	30,000
GRANITE FALLS MUNI-LENZEN-ROE MEMORIAL FLD	ACQUIRE SNOW REMOVAL EQUIPMENT & PLOW	150,000	0	100,005	49,995
GRANITE FALLS MUNI-LENZEN-ROE MEMORIAL FLD	ENVIRONMENTAL ASSESSMENT FOR RUNWAY 16/34 - TIER I	121,000	0	96,800	24,200
HECTOR MUNICIPAL AIRPORT	HANGAR TAXIWAY	160,000	144,000	0	16,000
HECTOR MUNICIPAL AIRPORT	WATER/SEWER EXTENSION TO AIRPORT	210,000	189,000	0	21,000
HUTCHINSON MUNICIPAL AIRPORT - BUTLER FIELD	APRON/TAXIWAY CONSTRUCTION-PHASE 2 (PAVING & CONCRETE HANGAR SLAB)	250,000	187,500	25,000	37,500
HUTCHINSON MUNICIPAL AIRPORT - BUTLER FIELD	PAVEMENT REHAB - CRACK REPAIR	225,000	202,500	0	22,500
HUTCHINSON MUNICIPAL AIRPORT - BUTLER FIELD	PRELIM/FINAL DESIGN PAVEMENT REHAB TAXILANES	155,000	139,500	0	15,500
HUTCHINSON MUNICIPAL AIRPORT - BUTLER FIELD	APRON/TAXIWAY CONSTRUCTION-PHASE 1 (GRADING & PAVING)	350,000	262,500	35,000	52,500
LITCHFIELD MUNICIPAL AIRPORT	PAVEMENT REHAB - DESIGN	200,000	180,000	0	20,000
MONTEVIDEO-CHIPPEWA COUNTY AIRPORT	SNOW REMOVAL EQUIPMENT - TRACTOR WITH BROOM	50,000	45,000	0	5,000

AERONAUTICS

ATP: 8

Fiscal Year: 2014

STIP for FY 2014 - 2017

Airport	Description	Total Project Cost	FAA Funding	State Funding	Municipal Funding
MONTEVIDEO-CHIPPEWA COUNTY AIRPORT	NEW VENTILATION UNIT FOR FBO STORAGE HANGAR	10,000	0	5,000	5,000
OLIVIA REGIONAL AIRPORT	ALP UPDATE	50,000	0	40,000	10,000
OLIVIA REGIONAL AIRPORT	BUILDING CODE UPGRADES IN MAINTENANCE BUILDING	10,000	0	7,000	3,000
OLIVIA REGIONAL AIRPORT	ZONING	25,000	0	17,500	7,500
PIPESTONE MUNICIPAL AIRPORT	JET A FUEL TANK	55,000	49,500	0	5,500
REDWOOD FALLS MUNICIPAL AIRPORT	REMOVE & MITIGATE RNWY 5/23, OTHER TRANSITIONAL FAR PART 77 OBSTR	256,000	230,400	0	25,600
REDWOOD FALLS MUNICIPAL AIRPORT	INSTALL A/D BUILDING ELEVATOR	275,000	0	192,500	82,500
REDWOOD FALLS MUNICIPAL AIRPORT	ACQUIRE LAND FOR RPZ, CLEAR ZONE FOR RNWY 23, BRL FOR RNWY 12/30	326,000	293,400	0	32,600
REDWOOD FALLS MUNICIPAL AIRPORT	UPDATE AIRPORT ZONING ORDINANCE	54,000	0	37,800	16,200
SLAYTON MUNICIPAL AIRPORT	CRACK FILL, PATCH, FOG SEAL APRON	22,000	0	17,600	4,400
SLAYTON MUNICIPAL AIRPORT	NORTH HANGAR - CONCRETE FLOORS, DRAINAGE & REPAIR DOORS	50,000	0	25,000	25,000
SOUTHWEST MINNESOTA REGIONAL-MARSHALL/RYAN FIELD	MAINTENANCE EQUIPMENT BLDG (SNOW REMOVAL EQUIP)	750,000	0	525,000	225,000
SOUTHWEST MINNESOTA REGIONAL-MARSHALL/RYAN FIELD	A/D BUILDING SIGNAGE & BUILDING ADDRESSING	15,000	0	10,500	4,500
SOUTHWEST MINNESOTA REGIONAL-MARSHALL/RYAN FIELD	RAMP AREA - PHASE II TO AIRPARK EAST (SCHEDULE 2)	700,000	0	490,000	210,000
SOUTHWEST MINNESOTA REGIONAL-MARSHALL/RYAN FIELD	PARKING LOT PAVING-EAST AIRPARK	140,000	0	98,000	42,000
SOUTHWEST MINNESOTA REGIONAL-MARSHALL/RYAN FIELD	ODALS (OMNI-DIRECTIONAL AIPORT LIGHTING SYSTEM)	250,000	0	250,000	0
SOUTHWEST MINNESOTA REGIONAL-MARSHALL/RYAN FIELD	ACQUISITION OF PROPERTY - HELENA CHEMICAL - APPROACH PROTECTION	575,000	0	402,500	172,500
SOUTHWEST MINNESOTA REGIONAL-MARSHALL/RYAN FIELD	ACQUISITION OF PROPERTY AND RELOCATION - GAS FACILITY - APPROACH PROTECTION	116,000	104,400	0	11,600
SOUTHWEST MINNESOTA REGIONAL-MARSHALL/RYAN FIELD	A/D BUILDING LIGHT FIXTURES	23,000	0	16,100	6,900

AERONAUTICS

ATP: 8

Fiscal Year: 2014

STIP for FY 2014 - 2017

Airport	Description	Total Project Cost	FAA Funding	State Funding	Municipal Funding
SOUTHWEST MINNESOTA REGIONAL-MARSHALL/RYAN FIELD	CRACK SEAL PARKING LOT	30,000	0	21,000	9,000
TYLER MUNICIPAL AIRPORT	TRUCK W/SNOW BLOWER	39,000	0	26,000	13,000
WILLMAR MUNICIPAL AIRPORT - JOHN L. RICE FIELD	CRACK REPAIR AND SEALING TAXILANE, APRON	30,000	27,000	0	3,000
WILLMAR MUNICIPAL AIRPORT - JOHN L. RICE FIELD	TILING IMPROVEMENTS - IMPROVE DRAINAGE AROUND NAV AIDS	100,000	0	70,000	30,000
WILLMAR MUNICIPAL AIRPORT - JOHN L. RICE FIELD	TERMINAL BUILDING IRRIGATION SYSTEM	60,000	0	0	60,000
WILLMAR MUNICIPAL AIRPORT - JOHN L. RICE FIELD	EVIRONMENTAL ASSESSMENT - RWY & TXWY 13/31 EXT	85,000	76,500	0	8,500
WILLMAR MUNICIPAL AIRPORT - JOHN L. RICE FIELD	APRON EXPANSION-MAIN PHASE 1	400,000	360,000	0	40,000
WILLMAR MUNICIPAL AIRPORT - JOHN L. RICE FIELD	AIRFIELD BACK-UP GENERATOR	70,000	63,000	0	7,000
WILLMAR MUNICIPAL AIRPORT - JOHN L. RICE FIELD	FENCING	120,000	108,000	0	12,000
WINDOM MUNICIPAL AIRPORT	RUNWAY LENGTH JUSTIFICATION STUDY	15,000	0	10,500	4,500
WINSTED MUNICIPAL AIRPORT	UPDATE AIRPORT ZONING ORDINANCE - PARTICIPATION RATE TO BE DETERMINED	54,000	0	27,000	27,000
WINSTED MUNICIPAL AIRPORT	REPLACE RUNWAY 9/27 LIGHTING (MIRLS)	294,000	264,600	0	29,400
WINSTED MUNICIPAL AIRPORT	RUNWAY 9/27 REHABILITATION-CONSTRUCTION	894,000	804,600	0	89,400
Summary for Year = 2014 (52 projects)		\$10,301,000	\$5,432,400	\$3,045,739	\$1,822,861

AERONAUTICS

ATP: 8

Fiscal Year: 2015

STIP for FY 2014 - 2017

Airport	Description	Total Project Cost	FAA Funding	State Funding	Municipal Funding
CANBY MUNICIPAL AIRPORT - MYERS FIELD	CROSSWIND RUNWAY	800,000	720,000	0	80,000
GLENCOE MUNICIPAL AIRPORT - VERNON PERSCHAU FIELD	APRON TAXIWAY RESURFACING	250,000	225,000	0	25,000
GLENCOE MUNICIPAL AIRPORT - VERNON PERSCHAU FIELD	HANGAR AREA PAVEMENT REHAB	200,000	150,000	10,000	40,000
GRANITE FALLS MUNI-LENZEN-ROE MEMORIAL FLD	COMPLETE DESIGN ENGINEERING FOR RNWY 16/34, PARRALLEL TXWY, LIGHTING	755,000	0	604,000	151,000
GRANITE FALLS MUNI-LENZEN-ROE MEMORIAL FLD	CONSTRUCT 10-UNIT T-HANGAR	974,000	0	974,000	0
GRANITE FALLS MUNI-LENZEN-ROE MEMORIAL FLD	CONSTRUCT PAD FOR 10 UNIT T-HANGAR	131,000	0	65,500	65,500
GRANITE FALLS MUNI-LENZEN-ROE MEMORIAL FLD	ENVIRONMENTAL ASSESSMENT FOR RUNWAY 16/34 - TIER II	121,000	0	96,800	24,200
HECTOR MUNICIPAL AIRPORT	CITY HANGAR DEVELOPMENT - BUILDING	175,000	0	175,000	0
HECTOR MUNICIPAL AIRPORT	CITY HANGAR DEVELOPMENT - SITE WORK	175,000	0	87,500	87,500
HUTCHINSON MUNICIPAL AIRPORT - BUTLER FIELD	PRELIM/FINAL DESIGN RUNWAY REHAB & SAFETY AREA GRADING	135,000	121,500	0	13,500
HUTCHINSON MUNICIPAL AIRPORT - BUTLER FIELD	RUNWAY REHAB - BITUMINOUS OVERLAY	700,000	630,000	0	70,000
HUTCHINSON MUNICIPAL AIRPORT - BUTLER FIELD	SAFETY AREA GRADING ENHANCEMENTS	250,000	225,000	0	25,000
HUTCHINSON MUNICIPAL AIRPORT - BUTLER FIELD	T-HANGAR CONSTRUCTION (10 UNITS)	1,200,000	0	1,200,000	0
HUTCHINSON MUNICIPAL AIRPORT - BUTLER FIELD	AIRFIELD LIGHTING UPGRADES-LED	150,000	135,000	0	15,000
LAC QUI PARLE COUNTY AIRPORT - BUD FRYE FIELD	PARALLEL TAXIWAY-EA	50,000	45,000	0	5,000
LITCHFIELD MUNICIPAL AIRPORT	REHAB RUNWAY 13/31	890,000	801,000	0	89,000
LITCHFIELD MUNICIPAL AIRPORT	REHAB SOUTH TAXIWAY (CRACK FILL AND SLURRY SEAL)	83,000	74,700	0	8,300
LITCHFIELD MUNICIPAL AIRPORT	REHAB PARALLEL TXWY, APRON & TXLN PVMNT (MILL AND OVERLAY)	593,000	533,700	0	59,300
OLIVIA REGIONAL AIRPORT	APRON EXPANSION & ADDITIONAL TIEDOWNS	250,000	0	200,000	50,000
PIPESTONE MUNICIPAL AIRPORT	ENVIRONMENTAL ASSESSMENT (EA) FOR PARALLEL TAXIWAY	50,000	45,000	0	5,000
PIPESTONE MUNICIPAL AIRPORT	SECURITY IMPROVEMENTS - FENCING	50,000	45,000	0	5,000
REDWOOD FALLS MUNICIPAL AIRPORT	TERMINAL AREA FENCING AND CONTROLLED ACCESS GATES	175,000	157,500	0	17,500

AERONAUTICS

ATP: 8

Fiscal Year: 2015

STIP for FY 2014 - 2017

Airport	Description	Total Project Cost	FAA Funding	State Funding	Municipal Funding
REDWOOD FALLS MUNICIPAL AIRPORT	CRACK SEAK AIRPORT PAVEMENTS	50,000	0	35,000	15,000
SLAYTON MUNICIPAL AIRPORT	REPLACE MIRLS/REILS/VASIS	150,000	0	120,000	30,000
SOUTHWEST MINNESOTA REGIONAL-MARSHALL/RYAN FIELD	ADDITIONAL T-HANGAR	250,000	0	250,000	0
SOUTHWEST MINNESOTA REGIONAL-MARSHALL/RYAN FIELD	UPDATE ALP	50,000	0	35,000	15,000
TRACY MUNICIPAL AIRPORT	REHAB RUNWAY	650,000	585,000	0	65,000
TYLER MUNICIPAL AIRPORT	ARRIVAL/DEPARTURE BUILDING W/FIXED-BASE OPERATOR (ESTIMATED PRORATES)	120,000	0	86,400	33,600
WILLMAR MUNICIPAL AIRPORT - JOHN L. RICE FIELD	EXTEND RUNWAY & TAXIWAY 13/31-DESIGN	320,000	288,000	0	32,000
WILLMAR MUNICIPAL AIRPORT - JOHN L. RICE FIELD	PERIMETER FENCING - PHASE 1&2	650,000	585,000	0	65,000
WILLMAR MUNICIPAL AIRPORT - JOHN L. RICE FIELD	OVERLAY TAXILANES IN EAST HANGAR AREA	350,000	262,500	35,000	52,500
WINDOM MUNICIPAL AIRPORT	ENVIRONMENTAL FOR RNWY EXT, X-WIND RNWY, PARALLEL TAXIWAY	70,000	63,000	0	7,000
Summary for Year = (32 projects)		\$10,817,000	\$5,691,900	\$3,974,200	\$1,150,900

AERONAUTICS

ATP: 8

Fiscal Year: 2016

STIP for FY 2014 - 2017

Airport	Description	Total Project Cost	FAA Funding	State Funding	Municipal Funding
CANBY MUNICIPAL AIRPORT - MYERS FIELD	RUNWAY 12 TURN-AROUND	100,000	90,000	0	10,000
GLENCOE MUNICIPAL AIRPORT - VERNON PERSCHAU FIELD	REPLACE HANGAR FLOOR	150,000	0	75,000	75,000
GLENCOE MUNICIPAL AIRPORT - VERNON PERSCHAU FIELD	REPLACE EXISTING 6 UNIT T-HANGAR	220,000	0	220,000	0
GRANITE FALLS MUNI-LENZEN-ROE MEMORIAL FLD	ACQUIRE LAND FOR RNWY 16/34 CONST	2,839,000	0	2,271,200	567,800
GRANITE FALLS MUNI-LENZEN-ROE MEMORIAL FLD	REHAB RUNWAY 15/33 (MILL & OVERLAY)	888,000	0	710,400	177,600
HUTCHINSON MUNICIPAL AIRPORT - BUTLER FIELD	ENVIRONMENTAL ASSESSMENT FOR CROSSWIND RUNWAY	110,000	99,000	0	11,000
HUTCHINSON MUNICIPAL AIRPORT - BUTLER FIELD	UTILITY EXTENSIONS & SERVICES	225,000	202,500	0	22,500
LAC QUI PARLE COUNTY AIRPORT - BUD FRYE FIELD	PARALLEL TAXIWAY-CONSTRUCTION	1,250,000	1,125,000	0	125,000
LITCHFIELD MUNICIPAL AIRPORT	ACQUIRE SNOW REMOVAL EQUIPMENT (CARRIER VEHICLE AND PLOW ATTACHMENT)	202,000	181,800	0	20,200
LITCHFIELD MUNICIPAL AIRPORT	ACQUIRE SNOW REMOVAL EQUIPMENT - BLOWER ATTACHMENT	84,000	75,600	0	8,400
MONTEVIDEO-CHIPPEWA COUNTY AIRPORT	HANGAR SITE PREPARATION FOR MULTIPLE PLANE STORAGE HANGAR	80,000	64,000	8,000	8,000
OLIVIA REGIONAL AIRPORT	PAVEMENT REHAB	50,000	0	40,000	10,000
PIPESTONE MUNICIPAL AIRPORT	PARALLEL TAXIWAY	1,500,000	1,350,000	0	150,000
REDWOOD FALLS MUNICIPAL AIRPORT	ACQUIRE LAND FOR FAA RPZ, OBS REMOVAL FOR RNWY 12	405,000	364,500	0	40,500
REDWOOD FALLS MUNICIPAL AIRPORT	REMOVE & MITIGATE RWNY 12/30 FAR PART 77 OBSTR	165,000	148,500	0	16,500
SLAYTON MUNICIPAL AIRPORT	CRACK FILL RUNWAY/APRON	20,000	0	16,000	4,000
SOUTHWEST MINNESOTA REGIONAL-MARSHALL/RYAN FIELD	FENCING	100,000	90,000	0	10,000
TRACY MUNICIPAL AIRPORT	PAVE ENTRANCE ROAD	60,000	54,000	0	6,000
TRACY MUNICIPAL AIRPORT	PAVE PARKING LOT	40,000	36,000	0	4,000
TRACY MUNICIPAL AIRPORT	TAXILANE PAVING	120,000	108,000	0	12,000
TYLER MUNICIPAL AIRPORT	LAND ACQUISITION FOR RWY EXTENSION	25,000	0	20,000	5,000
WILLMAR MUNICIPAL AIRPORT - JOHN L. RICE FIELD	COUNTY ROAD 116 REALIGNMENT	400,000	360,000	0	40,000

AERONAUTICS

ATP: 8

Fiscal Year: 2016

STIP for FY 2014 - 2017

Airport	Description	Total Project Cost	FAA Funding	State Funding	Municipal Funding
WILLMAR MUNICIPAL AIRPORT - JOHN L. RICE FIELD	EXTEND RUNWAY & TAXIWAY 13/31 - GRADING	700,000	630,000	0	70,000
WILLMAR MUNICIPAL AIRPORT - JOHN L. RICE FIELD	EXTEND SEWER LINE TO AIRPORT	385,000	346,500	0	38,500
WINDOM MUNICIPAL AIRPORT	RNWX EXTENSION/PARALLEL TAXIWAY - LAND	125,000	112,500	0	12,500
WINDOM MUNICIPAL AIRPORT	RUNWAY EXTENSION - DESIGN	100,000	90,000	0	10,000
Summary for Year = (26 projects)		\$10,343,000	\$5,527,900	\$3,360,600	\$1,454,500

AERONAUTICS

ATP: 8

Fiscal Year: 2017

STIP for FY 2014 - 2017

Airport	Description	Total Project Cost	FAA Funding	State Funding	Municipal Funding
GRANITE FALLS MUNI-LENZEN-ROE MEMORIAL FLD	CONSTRUCT 16/34 PARALLEL TXWY & CONNECTOR TXWY'S	2,614,000	0	2,091,200	522,800
GRANITE FALLS MUNI-LENZEN-ROE MEMORIAL FLD	CONSTRUCT LIGHTING FOR RNWY 16/34	752,000	0	601,600	150,400
GRANITE FALLS MUNI-LENZEN-ROE MEMORIAL FLD	CONSTRUCT RNWY 16/34	5,156,000	0	4,124,800	1,031,200
HUTCHINSON MUNICIPAL AIRPORT - BUTLER FIELD	LAND ACQUISITION FOR CROSSWIND RUNWAY ~139 AC	1,200,000	1,080,000	0	120,000
LAC QUI PARLE COUNTY AIRPORT - BUD FRYE FIELD	AIRPORT ZONING	15,000	0	10,500	4,500
LITCHFIELD MUNICIPAL AIRPORT	CONDUCT WILDLIFE HAZARD ASSESSMENT	30,000	27,000	0	3,000
LITCHFIELD MUNICIPAL AIRPORT	RWY LENGTH JUSTIFICATION REPORT, EA FOR RUNWAY 13/31 EXTENSION (800')	153,000	137,700	0	15,300
OLIVIA REGIONAL AIRPORT	SITE PREP FOR T-HANGAR	150,000	0	75,000	75,000
OLIVIA REGIONAL AIRPORT	6 UNIT T-HANGAR	300,000	0	300,000	0
REDWOOD FALLS MUNICIPAL AIRPORT	REHAB HANGAR AREA PAVEMENT (CRACK FILL & SLURRY SEAL)	103,000	0	51,500	51,500
REDWOOD FALLS MUNICIPAL AIRPORT	REHAB RNWY 12/30, TXWY, SECONDARY APRON (CRACK FILL & SLURRY SEAL)	268,000	241,200	0	26,800
REDWOOD FALLS MUNICIPAL AIRPORT	CONSTRUCT PARALLEL TAXIWAY, SOUTH WATERSHED DRAINAGE IMPROVEMENTS	3,466,000	3,119,400	0	346,600
REDWOOD FALLS MUNICIPAL AIRPORT	REHAB PRIMARY APRON (MILL & OVERLAY)	325,000	292,500	0	32,500
SLAYTON MUNICIPAL AIRPORT	SEAL COAT RUNWAY & APRON	60,000	0	48,000	12,000
SOUTHWEST MINNESOTA REGIONAL-MARSHALL/RYAN FIELD	EXTEND RUNWAY & TAXIWAY 2/20 (100' WIDE)-DESIGN	267,000	240,300	0	26,700
SOUTHWEST MINNESOTA REGIONAL-MARSHALL/RYAN FIELD	EXTEND RUNWAY & TAXIWAY 2/20 (100' WIDE)-CONSTRUCTION	2,033,000	1,829,700	0	203,300
SOUTHWEST MINNESOTA REGIONAL-MARSHALL/RYAN FIELD	EXTEND RUNWAY & TAXIWAY 2/20 (100' WIDE)-ENGINEERING INSPECTION	267,000	240,300	0	26,700
SOUTHWEST MINNESOTA REGIONAL-MARSHALL/RYAN FIELD	EXTEND RUNWAY & TAXIWAY 2/20 (100' WIDE)-LAND ACQUISITION	500,000	450,000	0	50,000
TRACY MUNICIPAL AIRPORT	ENVIRONMENTAL ASSESSMENT FOR RUNWAY EXTENSION	50,000	45,000	0	5,000
TRACY MUNICIPAL AIRPORT	RUNWAY EXTENSION JUSTIFICATION REPORT	30,000	27,000	0	3,000
TRACY MUNICIPAL AIRPORT	HANGAR RENOVATION	40,000	0	20,000	20,000

AERONAUTICS

ATP: 8

Fiscal Year: 2017

STIP for FY 2014 - 2017

Airport	Description	Total Project Cost	FAA Funding	State Funding	Municipal Funding
TYLER MUNICIPAL AIRPORT	OBSTRUCTION REMOVAL	5,000	0	4,000	1,000
WILLMAR MUNICIPAL AIRPORT - JOHN L. RICE FIELD	EXTEND RUNWAY & TAXIWAY 13/31 - PAVING& LIGHTING	1,100,000	990,000	0	110,000
WILLMAR MUNICIPAL AIRPORT - JOHN L. RICE FIELD	MAINTENANCE EQUIPMENT STORAGE BUILDING	600,000	0	420,000	180,000
WINDOM MUNICIPAL AIRPORT	RUNWAY EXTENSION - CONSTRUCTION	1,000,000	900,000	0	100,000
WINSTED MUNICIPAL AIRPORT	REHAB APRON & TAXILANE PAVEMENT	95,000	85,500	0	9,500
Summary for Year = 2017 (26 projects)		\$20,579,000	\$9,705,600	\$7,746,600	\$3,126,800

AERONAUTICS
ATP: M
Fiscal Year: 2014

STIP for FY 2014 - 2017

Airport	Description	Total Project Cost	FAA Funding	State Funding	Municipal Funding
AIRLAKE AIRPORT	MAINTENANCE BUILDING IMPROVEMENTS	50,000	0	0	50,000
CRYSTAL AIRPORT	2014 PAVEMENT REHABILITATION	1,700,000	300,000	900,000	500,000
FOREST LAKE AIRPORT	ENVIRONMENTAL ASSESSMENT - RWY PAVING	150,000	0	120,000	30,000
FOREST LAKE AIRPORT	OBSTRUCTION LIGHTING - POWERLINE	50,000	0	40,000	10,000
MINNEAPOLIS-ST.PAUL INT'L-WOLD CHAMBERLAIN	NOISE MITIGATION SETTLEMENT	3,420,000	0	0	3,420,000
MINNEAPOLIS-ST.PAUL INT'L-WOLD CHAMBERLAIN	PAVEMENT JOINT SEALING/REPAIR	650,000	0	0	650,000
MINNEAPOLIS-ST.PAUL INT'L-WOLD CHAMBERLAIN	MISCELLANEOUS AIRFIELD CONSTRUCTION	400,000	0	0	400,000
MINNEAPOLIS-ST.PAUL INT'L-WOLD CHAMBERLAIN	AIRSIDE BITUMINOUS REHAB/ELEC CONSTRUCTION	500,000	0	0	500,000
MINNEAPOLIS-ST.PAUL INT'L-WOLD CHAMBERLAIN	SITE UTILITIES	850,000	500,000	0	350,000
MINNEAPOLIS-ST.PAUL INT'L-WOLD CHAMBERLAIN	APRON EXPANSION - NORTH	7,000,000	5,000,000	0	2,000,000
RUSH CITY REGIONAL AIRPORT	CROSSWIND RUNWAY CONSTRUCTION	2,800,000	2,520,000	0	280,000
RUSH CITY REGIONAL AIRPORT	CROSSWIND RUNWAY - PLANS AND SPECIFICATIONS	225,000	202,500	0	22,500
SOUTH ST. PAUL MUNICIPAL AIRPORT - FLEMING FIELD	LAND ACQUISITION - RWY 16 RUNWAY PROTECTION ZONE (4 PARCELS)	1,000,000	900,000	0	100,000
SOUTH ST. PAUL MUNICIPAL AIRPORT - FLEMING FIELD	ASPHALT MAINTENANCE - HANGAR AREA	50,000	0	25,000	25,000
ST. PAUL DOWNTOWN AIRPORT - HOLMAN FIELD	2014 PAVEMENT REHABILITATION	1,500,000	300,000	800,000	400,000
ST. PAUL DOWNTOWN AIRPORT - HOLMAN FIELD	JOINT AND CRACK REPAIRS	100,000	0	0	100,000
ST. PAUL DOWNTOWN AIRPORT - HOLMAN FIELD	METROPOLITAN AIRPORTS COMMISSION (MAC) BUILDING MAINTENANCE	200,000	0	0	200,000
Summary for Year = 2014 (17 projects)		\$20,645,000	\$9,722,500	\$1,885,000	\$9,037,500

AERONAUTICS
ATP: M
Fiscal Year: 2015

STIP for FY 2014 - 2017

Airport	Description	Total Project Cost	FAA Funding	State Funding	Municipal Funding
AIRLAKE AIRPORT	SOUTH BUILDING AREA DEVELOPMENT	2,700,000	0	2,700,000	0
AIRLAKE AIRPORT	SOUTH BUILDING AREA ALLEYWAY DEVELOPMENT	1,000,000	0	0	1,000,000
ANOKA COUNTY/BLAINE AIRPORT - JANES FIELD	TAXIWAY CHARLIE - A2/C2 EXTENSION	900,000	0	0	900,000
ANOKA COUNTY/BLAINE AIRPORT - JANES FIELD	AIRFIELD SIGNAGE/ELECTRICAL IMPROVEMENTS	500,000	0	0	500,000
FLYING CLOUD AIRPORT	2014 PAVEMENT REHABILITATION - TWY A PHASE 1	800,000	0	0	800,000
FLYING CLOUD AIRPORT	SOUTH BUILDING AREA DEVELOPMENT	600,000	0	600,000	0
LAKE ELMO AIRPORT	RUNWAY 14/32 REPLACEMENT	5,000,000	4,500,000	0	500,000
LAKE ELMO AIRPORT	2015 PAVEMENT REHABILITATION - ALLEYWAYS	900,000	0	0	900,000
MINNEAPOLIS-ST.PAUL INT'L-WOLD CHAMBERLAIN	MISCELLANEOUS AIRFIELD CONSTRUCTION	400,000	0	0	400,000
MINNEAPOLIS-ST.PAUL INT'L-WOLD CHAMBERLAIN	SIDA INCURSION UPGRADES	800,000	0	0	800,000
MINNEAPOLIS-ST.PAUL INT'L-WOLD CHAMBERLAIN	PAVEMENT JOINT SEALING/REPAIR	650,000	0	0	650,000
MINNEAPOLIS-ST.PAUL INT'L-WOLD CHAMBERLAIN	BAGGAGE QUARANTINE BUILDING	1,225,000	0	0	1,225,000
MINNEAPOLIS-ST.PAUL INT'L-WOLD CHAMBERLAIN	ASR SHADOW MITIGATION	5,000,000	0	0	5,000,000
MINNEAPOLIS-ST.PAUL INT'L-WOLD CHAMBERLAIN	AIRSIDE BITUMINOUS REHAB/ELEC CONSTRUCTION	500,000	0	0	500,000
MINNEAPOLIS-ST.PAUL INT'L-WOLD CHAMBERLAIN	SANITARY SEWER REPLACEMENTS	4,450,000	0	0	4,450,000
RUSH CITY REGIONAL AIRPORT	DEER FENCING	300,000	270,000	0	30,000
RUSH CITY REGIONAL AIRPORT	SOUTH HANGAR AREA - ACCESS ROAD	150,000	0	105,000	45,000
SOUTH ST. PAUL MUNICIPAL AIRPORT - FLEMING FIELD	NORTH DIAGONAL TAXIWAY - MILL & OVERLAY	52,333	47,100	0	5,233
SOUTH ST. PAUL MUNICIPAL AIRPORT - FLEMING FIELD	RAMP RECONSTRUCTION (& SOME TAXIWAY)	720,000	648,000	0	72,000
SOUTH ST. PAUL MUNICIPAL AIRPORT - FLEMING FIELD	TAXILANE RECONSTRUCTION - CESSNA, DECATHLON, & HOTEL	120,000	108,000	0	12,000
SOUTH ST. PAUL MUNICIPAL AIRPORT - FLEMING FIELD	ASPHALT MAINTENANCE- HANGAR AREA	50,000	0	25,000	25,000
ST. PAUL DOWNTOWN AIRPORT - HOLMAN FIELD	ELECTRICAL VAULT IMPROVEMENTS	700,000	0	0	700,000
Summary for Year = 2015 (22 projects)		\$27,517,333	\$5,573,100	\$3,430,000	\$18,514,233

AERONAUTICS
ATP: M
Fiscal Year: 2016

STIP for FY 2014 - 2017

Airport	Description	Total Project Cost	FAA Funding	State Funding	Municipal Funding
AIRLAKE AIRPORT	2016 PAVEMENT REHABILITATION	400,000	0	0	400,000
ANOKA COUNTY/BLAINE AIRPORT - JANES FIELD	BLDG AREA DEV. - WEST ANNEX	850,000	0	850,000	0
CRYSTAL AIRPORT	OBSTRUCTION REMOVALS	300,000	0	0	300,000
FLYING CLOUD AIRPORT	2016 PAVEMENT REHABILITATION - TWY A PHASE 2	900,000	0	0	900,000
FOREST LAKE AIRPORT	AIRFIELD LIGHTING (MIRL)	100,000	0	80,000	20,000
FOREST LAKE AIRPORT	ELECTRICAL VAULT	200,000	0	160,000	40,000
FOREST LAKE AIRPORT	OBSTRUCTION REMOVAL - HANGARS	25,000	0	20,000	5,000
FOREST LAKE AIRPORT	PAPI	25,000	0	20,000	5,000
FOREST LAKE AIRPORT	RUNWAY PAVED 2700' X 75'	1,100,000	0	880,000	220,000
MINNEAPOLIS-ST.PAUL INT'L-WOLD CHAMBERLAIN	2016 PAVEMENT REHABILITATION - APRONS	10,500,000	0	0	10,500,000
MINNEAPOLIS-ST.PAUL INT'L-WOLD CHAMBERLAIN	SOUTH FIELD MAINTENANCE BUILDING WASH BAY	1,300,000	0	0	1,300,000
MINNEAPOLIS-ST.PAUL INT'L-WOLD CHAMBERLAIN	PAVEMENT JOINT SEALING/REPAIR	650,000	0	0	650,000
MINNEAPOLIS-ST.PAUL INT'L-WOLD CHAMBERLAIN	AIRSIDE BITUMINOUS REHAB/ELEC CONSTRUCTION	500,000	0	0	500,000
MINNEAPOLIS-ST.PAUL INT'L-WOLD CHAMBERLAIN	MISCELLANEOUS AIRFIELD CONSTRUCTION	400,000	0	0	400,000
RUSH CITY REGIONAL AIRPORT	RUNWAY PAVEMENT REHABILITATION	1,500,000	1,350,000	0	150,000
SOUTH ST. PAUL MUNICIPAL AIRPORT - FLEMING FIELD	HANGAR #5 - HANGAR DOOR REPLACEMENT	45,000	0	22,500	22,500
SOUTH ST. PAUL MUNICIPAL AIRPORT - FLEMING FIELD	LOADER WITH PLOW AND SNOW PUSHER	224,438	201,994	0	22,444
SOUTH ST. PAUL MUNICIPAL AIRPORT - FLEMING FIELD	12 UNIT T-HANGAR - CONSTRUCTION (WEST)	540,000	0	540,000	0
SOUTH ST. PAUL MUNICIPAL AIRPORT - FLEMING FIELD	12-UNIT T-HANGAR - SITE PREPARATION (WEST)	120,000	0	60,000	60,000
SOUTH ST. PAUL MUNICIPAL AIRPORT - FLEMING FIELD	ASPHALT MAINTENANCE - WEST HANGAR AREA	50,000	0	25,000	25,000
ST. PAUL DOWNTOWN AIRPORT - HOLMAN FIELD	METROPOLITAN AIRPORTS COMMISSION (MAC) BUILDING MAINTENANCE	200,000	0	0	200,000
ST. PAUL DOWNTOWN AIRPORT - HOLMAN FIELD	JOINT AND CRACK REPAIRS	100,000	0	0	100,000
ST. PAUL DOWNTOWN AIRPORT - HOLMAN FIELD	AIRFIELD SIGNAGE/WIND CONE UPGRADE	500,000	0	0	500,000
Summary for Year = 2016 (23 projects)		\$20,529,438	\$1,551,994	\$2,657,500	\$16,319,944

AERONAUTICS

ATP: M

Fiscal Year: 2017

STIP for FY 2014 - 2017

Airport	Description	Total Project Cost	FAA Funding	State Funding	Municipal Funding
ANOKA COUNTY/BLAINE AIRPORT - JANES FIELD	BLDG AREA DEV. - XYLITE ST. RELOCATION	1,000,000	0	0	1,000,000
ANOKA COUNTY/BLAINE AIRPORT - JANES FIELD	MATERIALS STORAGE BUILDING	600,000	0	0	600,000
CRYSTAL AIRPORT	MATERIALS STORAGE BUILDING	600,000	0	0	600,000
FLYING CLOUD AIRPORT	EQUIPMENT STORAGE BUILDING	2,500,000	0	0	2,500,000
FOREST LAKE AIRPORT	T-HANGAR 15-UNIT	750,000	0	750,000	0
FOREST LAKE AIRPORT	T-HANGAR SITE PREPARATION	245,000	0	122,500	122,500
LAKE ELMO AIRPORT	EAST BUILDING AREA DEVELOPMENT	2,800,000	0	2,800,000	0
LAKE ELMO AIRPORT	EAST SIDE PARALLEL TAXIWAY	1,200,000	0	0	1,200,000
MINNEAPOLIS-ST.PAUL INT'L-WOLD CHAMBERLAIN	MISCELLANEOUS AIRFIELD CONSTRUCTION	400,000	0	0	400,000
MINNEAPOLIS-ST.PAUL INT'L-WOLD CHAMBERLAIN	PAVEMENT JOINT SEALING/REPAIR	650,000	0	0	650,000
MINNEAPOLIS-ST.PAUL INT'L-WOLD CHAMBERLAIN	AIRSIDE BITUMINOUS REHAB/ELEC CONSTRUCTION	500,000	0	0	500,000
RUSH CITY REGIONAL AIRPORT	HANGAR AREA DEVELOPMENT - PHASE 1	875,000	787,500	0	87,500
SOUTH ST. PAUL MUNICIPAL AIRPORT - FLEMING FIELD	HANGARS #2-#5 REPLACE NORTH FACADES (4) (STREET SIDE)	120,000	0	60,000	60,000
SOUTH ST. PAUL MUNICIPAL AIRPORT - FLEMING FIELD	PARALLEL TWY - MILL AND OVERLAY	360,000	324,000	0	36,000
SOUTH ST. PAUL MUNICIPAL AIRPORT - FLEMING FIELD	ASPHALT MAINTENANCE - WEST PARALLEL TAXIWAY	50,000	0	35,000	15,000
SOUTH ST. PAUL MUNICIPAL AIRPORT - FLEMING FIELD	FUEL TRUCK - JET-A	128,100	0	64,050	64,050
SOUTH ST. PAUL MUNICIPAL AIRPORT - FLEMING FIELD	HANGAR #6-#8 - REPLACE FACADES & REROOF	250,000	0	125,000	125,000
Summary for Year = 2017 (17 projects)		\$13,028,100	\$1,111,500	\$3,956,550	\$7,960,050

Appendix C

MnDOT's Detailed Federal Fiscal Constraint Plan

Detailed Federal Fiscal Constraint Plan

The Detailed Federal Fiscal Constraint Plan in Figure C-1 shows how MnDOT will be managing Advance Construction (AC) from 2014 through 2017. AC conversions (Paybacks) identified in the STIP are referred to as “Planned AC Conversion.” District/ATPs have identified and planned for these project conversions. Along with STIP identified “Planned AC”, the Office of Capital Programs and Performance Measures (OCPPM) manages the program on a statewide basis using AC to provide for greater financial flexibility and to manage cash flow.

History shows that projects exceeding \$1million are more likely to be paid out over more than one year. Historically, project expenditures payout 30% in the first year, 50% in the second year, and 20% in the third year. For this reason, many projects can be adjusted to more closely reflect the actual timing of these expenditures. Use of these rates on additional AC projects allows MnDOT to maximize the use of Federal funding. OCPPM manages the conversions of these projects on a statewide basis and refers to these projects as “Managed AC Conversions.”

“Deferred Conversions” describe the adjustment to a Planned AC project. These conversions are used to delay planned conversions to correspond with actual expenditures. MnDOT could use a longer period of conversion and use Trunk Highway cash or bonds to delay conversions further. The reverse is true if more Federal funds become available than has been forecast.

Figure C-1 illustrates how AC is used to manage MnDOT’s program. Lines (1) through (3) come from the STIP. Line (1) is the total Federal formula funds in the STIP for each year. Line (2) represents the amount of regular funds in the STIP total. Line (3) is the amount of “Planned AC Conversions” in the STIP total. Line (4) shows the planned amount of line (2) for new *managed AC* for the current year. Line (4a) is the new managed AC percentage of regular federal funds. Line (5) is 30% of the new *managed AC* from the current year. Line (6) is 50% of the new *managed AC* from the prior year. Line (7) is 20% of the new *managed AC* from 2 years back. Lines (5) through (7) total the amount of managed AC in that state fiscal year. Line (8) is the difference between lines (2) and (4) representing the forecasted sum of the projects that are expected to use 100% of their Federal funds in that year. Line (9) is the same as line (3). Line (10) comes from analysis of the Planned Conversions which are anticipated to convert at a different rate than the expected 30% - 50% - 20%. Line (10) is called “Deferred Conversion.” There are no deferred conversions presently planned in this STIP. Line (11) is the sum of lines (5) through (7). Line (12) is the managed AC carry forward from prior years. As Figure C-1 illustrates, all prior year’s AC will be totally converted in state fiscal year 2014 (no carry forward to 2015).

MnDOT plans to continue its use of AC as a financial management tool. MnDOT’s intention is to encourage the use of AC by the District/ATPs when projects can be packaged or completion of a project will occur over more than one construction season. At the same time, MnDOT will centrally manage AC to ensure sound financial management.

Figure C-1													
Minnesota Detailed Financial Plan 2014-2017 (\$ - Millions)													
		SFY 2014			SFY 2015			SFY 2016			SFY 2017		
		TH	SA	Total	TH	SA	Total	TH	SA	Total	TH	SA	Total
(1)	STIP Total	370	180	550	337	183	520	375	170	545	388	153	541
(2)	Regular Federal Funds (RFF)	330	173	503	287	161	448	281	160	441	355	128	483
(3)	AC Conversions Planned	40	7	47	50	23	73	94	10	104	33	25	58
	New Managed AC												
(4)	Managed Regular Federal Funds	67	35	102	32	18	49	48	27	75	59	21	81
(4a)	% of RFF Required for Fiscal Constraint			20%			11%			17%			17%
	Conversions of New Managed AC												
(5)	Year 1 = 30%	20	11	31	9	5	15	14	8	22	18	6	24
(6)	Year 2 = 50%	0	0	0	33	18	51	16	9	25	24	14	37
(7)	Year 3 = 20%	0	0	0	0	0	0	13	7	20	10	5	15
	Subtotal	20	11	31	43	23	66	43	24	67	51	25	77
	Actual Needs												
(8)	Regular Federal Funds	263	138	401	255	143	398	233	133	366	296	107	402
(9)	Planned Conversions	40	7	47	50	23	73	94	10	104	33	25	58
(10)	Deferred Conversions	0	0	0	0	0	0	0	0	0	0	0	0
(11)	Managed Conversions – New	20	11	31	43	23	66	43	24	67	51	25	77
(12)	Managed Conversions – Carry forward	52	2	54	0	0	0	0	0	0	0	0	0
	Total Actual Needs	375	158	533	348	188	537	371	167	537	380	157	537

Lines 1-3 can be found in the STIP

Line 4 represents the amount of new AC projects (Line 2 x %)

Line 4(a) represents the new managed AC as a percentage.

Lines 5-7 represent the amount of conversions that will occur as related to the new AC (Line 4 x 30/50/20%)

Line 8 shows the net amount of regular federal funds that will be used (Line 2 minus Line 4)

Line 9 shows the conversions requested by the ATP's (Line 3)

Line 10 shows the adjustment for conversions to subsequent years.

Line 11 is the amount of conversion that will occur based on historical assumption (Lines 5-7)

Line 12 is the amount of the conversion that will occur due to carry forward AC conversions

TH = Trunk Highway, SA = State Aid

Differences due to rounding

Excludes Earmarks

Minnesota Projected Levels of AC The Federal AC shown in figure C-2 shows the projected level of AC MnDOT will be carrying at the end of each state fiscal year. The ending level of AC includes those projects that were authorized by the Federal Highway Administration (FHWA), have been let, awarded and encumbered by the State. The state fiscal year runs from July 1 to June 30. Trunk Highway Projects that are authorized by FHWA but have not gone through the final process of encumbrance are not counted in the year Ending Balance of AC. The AC Beginning Balance comes from the previous years ending balance. New AC – Planned can be found in the STIP.

New AC – Managed, Managed Conversions, as well as the Planned Conversions can be found in the Minnesota Detailed Financial Plan, figure C-1.

The strategy of using Managed AC on projects that were not planned to be Advance Constructed through the normal process, allows MnDOT to manage through a time when Federal Funding could be uncertain. This practice will give MnDOT the ability to absorb a reduction in Federal funds in a year and not have to reduce the short term program, but make the necessary corrections in the following year(s). Once current year Federal funds become available MnDOT will reevaluate the need to AC projects that fall in this group.

FIGURE C-2
MINNESOTA FEDERAL ADVANCE CONSTRUCTION FORECAST
(\$ MILLIONS)

SFY	2014	2015	2016	2017
AC Beginning Balance	246	408	436	498
New AC – Planned	+52	+144	+18	+28
New AC – Managed	+102	+49	+75	+81
AC Sub-Total	400	462	416	354
Less: AC Conversions – Planned	-47	-73	-104	-58
Less: AC Conversions – Managed	-85	-66	-67	-77
Ending AC Balance	269	323	245	219

Excludes Earmarks