

# ANNUAL USE ESTIMATE OF THE METROPOLITAN REGIONAL PARKS SYSTEM FOR 2012

*BASED ON A FOUR-YEAR AVERAGE OF VISIT DATA FROM 2009 THROUGH 2012*





## Metropolitan Council Members

Susan Haigh

Chair

|                    |            |                  |             |
|--------------------|------------|------------------|-------------|
| Roxanne Smith      | District 1 | Edward Reynoso   | District 9  |
| Lona Schreiber     | District 2 | John Doan        | District 10 |
| Jennifer Munt      | District 3 | Sandra Rummel    | District 11 |
| Gary Van Eyll      | District 4 | Harry Melander   | District 12 |
| Steven Elkins      | District 5 | Richard Kramer   | District 13 |
| James Brimeyer     | District 6 | Jon Commers      | District 14 |
| Gary L. Cunningham | District 7 | Steven T. Chávez | District 15 |
| Adam Duinick       | District 8 | Wendy Wulff      | District 16 |

The mission of the Metropolitan Council is to foster efficient and economic growth for a prosperous metropolitan region. Our priorities are to create a financially sustainable 21<sup>st</sup> century transportation system, promote dynamic housing opportunities for all, and leverage investments that drive regional economic development.

|                      |  |
|----------------------|--|
| General phone        | 651-602-1000   |
| Regional Data Center | 651-602-1140   |
| TTY                  | 651-291-0904   |
| Metro Info Line      | 651-602-1888   |
| E-mail               | <a href="mailto:data.center@metc.state.mn.us">data.center@metc.state.mn.us</a> |
| Council Web site     | <a href="http://www.metrocouncil.org">www.metrocouncil.org</a>                 |

On request, this publication will be made available in alternative formats to people with disabilities. Please call the Metropolitan Council Data Center at 651-602-1140 or TTY 651-291-0904.

Printed on recycled paper with a minimum of 20% post-consumer waste.

Report prepared by:  
Raintry Salk, PhD  
Senior Parks Researcher  
Metropolitan Council

Publication No. 78-13-021

## Table of Contents

|  |    |
|--|----|
| Introduction .....   | 1  |
| Table 1: 2012 Visitation Estimate .....  | 5  |
| Table 2: Special event counts for 2012 .....   | 11 |
| Table 3: Comparison of 2011 and 2012 visitation .....  | 27 |
| Table 4: Comparison of 2011 and 2012 park vs. trail visitation .....                             | 27 |
| Table 5: Most-visited regional parks and trails - 2012 .....                                     | 28 |
| Table 6: Urban parks visitation - 2012 .....   | 28 |
| Table 7: Como visitation – park and zoo/conservatory special recreation feature .....            | 28 |
| Table 8: Visitation estimates by agency for operations and maintenance formula<br>purposes ..... | 29 |
| Table 9: Regional Parks System units sample counted 2012 .....                                   | 30 |
| Table 10: Comparison of estimated visits at the agency level from 2006 to 2012 .....             | 31 |
| Table 11: Top activities in the Regional Park System - 2012 .....                                | 32 |
| Table 12: Visitor origin by agency - 2012 .....  | 33 |
| Table 13: Local and non-local visits by agency - 2012 .....                                      | 34 |
| Acknowledgements .....   | 35 |

## Introduction

The seven-county Twin Cities metropolitan area is home to a system of regional parks and trails that are nationally renowned for their beauty, size and variety of features. With 51 parks and reserves, more than 300 miles of interconnected trails, and seven special recreation features, the system provides a wealth of opportunities for recreation, exercise and just plain fun. It also preserves significant green space and wildlife habitat.

The Regional Parks System draws more than 45 million visits every year—more than the Mall of America—and makes communities in the region more vital and attractive.

## The Regional Parks System

The Regional Parks System consists of approximately 59,000 acres. The Regional Parks System is operated by 10 partner agencies, including cities, counties, and special park districts, which work with the Council to protect natural resources and provide outdoor recreation for public enjoyment.

## Highlights of the 2012 Report

The Metropolitan Council produces a Regional Parks System visit estimate on an annual basis. This report highlights the estimated number of visits to the Metropolitan Regional Parks System for 2012. Visit data is collected within each unit, 96 park and trails overall, and extrapolated to produce an annual estimate. A few highlights are as follows:

- An estimated **45,843,800 visits** were made to the Metropolitan Regional Parks System in 2012.
- **Annual visits increased 4% from 2011 to 2012.**
- **Since 2004**, annual visits have increased **38%.**



*Cedar Lake Farm Regional Park,  
Scott County*

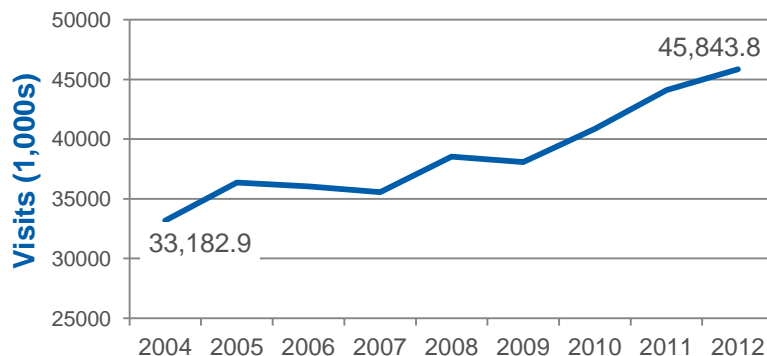
**45,843,800**

**Visits to the Regional  
Parks System in 2012**



*Como Regional Park &  
Special Recreation Feature,  
St. Paul*

## Total Annual Visits: 2004 to 2012





- Overall, **25% of all visits in 2012 were to regional trails and 75% were visits to regional parks, park reserves and special recreation features.**

- Although Anoka County Riverfront, Minneapolis Chain of Lakes, and Mississippi Gorge are regional parks, the majority of visits to these parks are for trail use. If the trail visits to these regional parks were included in the trail totals, almost 40% of all 2012 visits were to regional trails.



*Mississippi Gorge Regional Park, St. Paul*

- Approximately **54% of all estimated visits occurred in regional parks and trails in Minneapolis and St. Paul.**
- The share of visits to Minneapolis and St. Paul parks and trails in the regional system has decreased over time (approx. -9% since 2000). The decrease is likely due to the addition of park and trail facilities and population growth occurring outside these two cities.
- **Park visits increased most significantly in Carver County's regional parks,** wherein visits increased 31.2% from the preceding year.



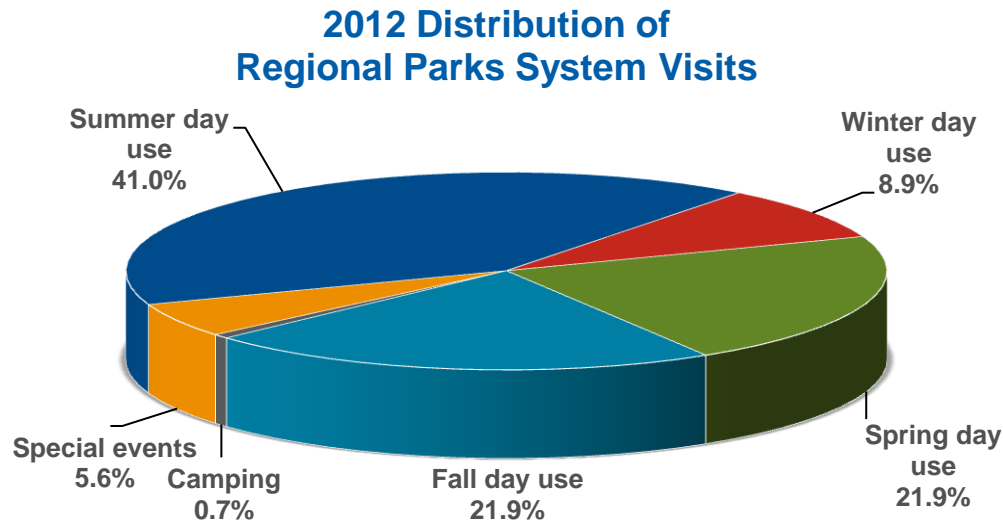
*Minnehaha Regional Park, Minneapolis Park & Recreation Board*

- The City of Bloomington saw the most significant decline in visits to their regional park during the same timeframe, followed by Scott County's regional parks (- 9.4% and -9.3% respectively).
- In 2012, the **Minneapolis Chain of Lakes Regional Park was the most frequently visited** regional park, with over 5.3 million visits. The table below illustrates the five most-visited regional parks, trails and special recreation features in 2012.

## The Top-Five Most Frequently Visited Parks in Regional Parks System

| <i><b>Park/Reserve/Trail</b></i>                                       | <i><b>2012 Visits</b></i> |
|--|---------------------------|
| 1. Minneapolis Chain of Lakes Regional Park                            | 5,361,200                 |
| 2. Como Regional Park, Zoo and Conservatory Special Recreation Feature | 4,482,100                 |
| 3. Mississippi Gorge Regional Park                                     | 2,567,600                 |
| 4. Central Mississippi Riverfront Regional Park                        | 1,827,000                 |
| 5. Phalen-Keller Regional Park   | 1,565,600                 |

- The most popular time to visit regional parks is during the summer months (41%).



- Based on the Metropolitan Council Regional Parks and Trails Survey 2008, 55% of all visits to regional parks and trails are considered “local” visits. A local visit is defined as a visit to a park or trail by a person who lives within the jurisdiction of the park agency that owns or operates that park or trail. Conversely, 45% of all visits to regional parks and trails are “non-local” visits, which demonstrate that the system serves a regional audience.

## How the Annual Use Estimate is Calculated

Use estimates are reported in “visits.” One person entering the park represents one visit. Therefore, if a person visits a particular park once each week for a year, that represents 52 visits to that park.

The annual use estimate is based on the average of four years (2009 – 2012) of summer counts of bikers, pedestrians, horse-riders, boats, vehicles and charter buses that enter the park through recognized park entrances. People in vehicles and buses are not counted individually. To determine the number of people entering in vehicles or buses, a person-per-vehicle average is multiplied by the number of vehicles or buses in each sample count. The person-per-vehicle averages come from the Metropolitan Council Regional Parks and Trails Survey 2008.

Counts are taken in two-hour samples between Memorial Day and Labor Day. Two-hour samples begin at 8 a.m., 10 a.m., 12 p.m., 2 p.m., 4 p.m. and 6 p.m. The entrances and times are randomly chosen, with the samples split evenly between weekdays and weekends. To



*Lebanon Hills Regional Park,  
Dakota County*

accurately estimate summer use, at least 25 samples on weekends and 25 samples on weekdays in each park and trail are necessary, but it is cost-prohibitive to do 50 samples per park and trail every year. Therefore, the samples for the current year and the three previous years are combined to determine the annual use for each park and trail. For each year, at least 16 samples are drawn for each park and trail. The four-year approach results in a minimum of 32 samples on weekends and 32 samples on weekdays, which meets the statistical requirements for estimated visits.



*Baker Park Reserve,  
Three Rivers Park District*

The four-year approach reduces the effect of extreme weather or other anomalies on each park's estimated visitation. It reduces the effects of a temporary closure of a popular facility and from road construction to the facility. The four-year average also somewhat underestimates increased visitation associated with a major new facility such as a swim pond or play structure. By the fourth year of the facility's existence, its visitation is fully represented in the data. The annual estimate makes no attempt to correct for overestimates for temporary closures or underestimates for facility additions. All agencies in the regional system are adding desirable facilities and experiencing temporary closures of facilities that are being redeveloped. Therefore, it is believed that the four-year average has negligible effects when comparing visitation across agencies.

Summer visitation is calculated by taking the total number of people entering the park during each sample and multiplying it by the number of entrances and time slots that sample represents. Winter, spring and fall seasonal visitation estimates are then calculated from the summer visitation using seasonal multiplier data derived from the Metropolitan Council Regional Parks and Trails Survey 2008.

The Regional Parks  
System Annual Use  
Estimate has been  
calculated since  
1995

Camping visits are also added to the annual estimate. A camping visit is defined as a camper in the park for any part of a day, so a family of four who camped one night would be counted as 8 total visits. Special events are also added to the annual use estimate when the attendance was greater than 300 people and the event did not take place during the sample counts. If sample counts occurred during a special event, counts were not included in the estimate. Camping and special event data are not averaged across four years since the implementing agencies have records reflecting those types of visits on an annual basis.



*Lake Byllesby Regional Park,  
Dakota County*

# Table 1: 2012 Visitation Estimate

|  | Summer           | Winter         |                  | Spring/Fall    |                  | Other *              |                             | Total Visits<br>(1,000's) | O & M Grant<br>Adjustments |
|--|------------------|----------------|------------------|----------------|------------------|----------------------|-----------------------------|---------------------------|----------------------------|
| Agency/Park  | visits (1,000's) | use multiplier | visits (1,000's) | use multiplier | visits (1,000's) | Camping<br>(1,000's) | Special Events<br>(1,000's) |                           |                            |
| <b>ANOKA COUNTY:</b>   |                  |                |                  |                |                  |                      |                             |                           |                            |
| Anoka Co. Riverfront RP <sup>1</sup>   | 106.8            | 0.245          | 26.1             | 1.054          | 112.5            | 0.0                  | 0.0                         | 245.5                     |                            |
| Bunker Hills RP  | 160.1            | 0.178          | 28.5             | 0.957          | 153.2            | 34.1                 | 241.8                       | 617.6                     |                            |
| Bunker Hills-Chain of Lakes RT <sup>B</sup>  | 29.4             | 0.306          | 9.0              | 1.317          | 38.8             | 0.0                  | 0.0                         | 77.2                      |                            |
| Central Anoka RT   | 22.4             | 0.306          | 6.9              | 1.317          | 29.5             | 0.0                  | 0.0                         | 58.7                      |                            |
| Coon Creek RT <sup>B</sup>   | 37.4             | 0.306          | 11.4             | 1.317          | 49.3             | 0.0                  | 0.0                         | 98.1                      |                            |
| Coon Rapids Dam RP   | 211.9            | 0.178          | 37.7             | 0.957          | 202.8            | 0.0                  | 18.4                        | 470.8                     |                            |
| East Anoka County RT <sup>B</sup>  | 20.8             | 0.306          | 6.4              | 1.317          | 27.4             | 0.0                  | 0.0                         | 54.6                      |                            |
| Lake George RP   | 117.4            | 0.178          | 20.9             | 0.957          | 112.3            | 0.0                  | 6.3                         | 256.9                     |                            |
| Martin-Island-Linwood Lakes RP   | 54.4             | 0.178          | 9.7              | 0.957          | 52.1             | 0.0                  | 4.6                         | 120.8                     |                            |
| Mississippi River RT   | 32.1             | 0.306          | 9.8              | 1.317          | 42.2             | 0.0                  | 0.0                         | 84.1                      |                            |
| Mississippi West RP <sup>A</sup>   | 74.4             | 0.178          | 13.2             | 0.957          | 71.2             | 0.0                  | 0.0                         | 158.8                     |                            |
| Rice Creek Chain of Lakes PR   | 124.9            | 0.178          | 22.2             | 0.957          | 119.6            | 24.2                 | 50.0                        | 340.9                     |                            |
| Rice Creek North RT  | 33.9             | 0.306          | 10.4             | 1.317          | 44.6             | 0.0                  | 0.0                         | 88.8                      |                            |
| Rice Creek West RT   | 136.3            | 0.306          | 41.7             | 1.317          | 179.5            | 0.0                  | 1.3                         | 358.7                     |                            |
| Rum River RT <sup>B</sup>  | 19.1             | 0.306          | 5.8              | 1.317          | 25.1             | 0.0                  | 0.0                         | 50.0                      |                            |
| Rum River Central RP   | 33.1             | 0.178          | 5.9              | 0.957          | 31.6             | 0.0                  | 0.0                         | 70.6                      |                            |
| RP/PR/SRF subtotals  | 882.9            |                | 164.3            |                | 855.3            | 58.3                 | 321.0                       | 2,281.8                   |                            |
| RT subtotals   | 331.3            |                | 101.4            |                | 436.3            | 0.0                  | 1.3                         | 870.3                     |                            |
| Subtotal:  | 1,214.2          |                | 265.7            |                | 1,291.6          | 58.3                 | 322.3                       | 3,152.0                   | 3,152.0                    |
|  |                  |                |                  |                |                  |                      |                             |                           |                            |
|  |                  | Winter         |                  | Spring/Fall    |                  | Other                |                             | Total Visits<br>(1,000's) | O & M Grant<br>Adjustments |
| Agency/Park  | visits (1,000's) | use multiplier | visits (1,000's) | use multiplier | visits (1,000's) | Camping<br>(1,000's) | Special Events<br>(1,000's) |                           |                            |
| <b>BLOOMINGTON:</b>  |                  |                |                  |                |                  |                      |                             |                           |                            |
| Bush and Normandale Lakes RP   | 309.1            | 0.178          | 55.0             | 0.957          | 295.9            | 0.0                  | 55.1                        | 715.1                     |                            |
| Subtotal:  | 309.1            |                | 55.0             |                | 295.9            | 0.0                  | 55.1                        | 715.1                     | 715.1                      |
|  |                  |                |                  |                |                  |                      |                             |                           |                            |
|  | Summer           | Winter         |                  | Spring/Fall    |                  | Other *              |                             | Total Visits<br>(1,000's) | O & M Grant<br>Adjustments |
| Agency/Park  | visits (1,000's) | use multiplier | visits (1,000's) | use multiplier | visits (1,000's) | Camping<br>(1,000's) | Special Events<br>(1,000's) |                           |                            |
| <b>CARVER COUNTY:</b>  |                  |                |                  |                |                  |                      |                             |                           |                            |
| Baylor RP  | 29.5             | 0.178          | 5.3              | 0.957          | 28.2             | 20.3                 | 8.2                         | 91.5                      |                            |
| Dakota Rail RT <sup>B</sup>  | 39.7             | 0.000          | 0.0              | 1.317          | 52.3             | 0.0                  | 0.0                         | 92.1                      |                            |
| Lake Minnewashta RP  | 79.3             | 0.178          | 14.1             | 0.957          | 75.8             | 0.0                  | 5.0                         | 174.2                     |                            |
| Lake Waconia RP  | 47.9             | 0.178          | 8.5              | 0.957          | 45.8             | 0.0                  | 13.1                        | 115.3                     |                            |
| Minnesota River Bluffs RT <sup>A</sup>   | 47.3             | 0.000          | 0.0              | 1.317          | 62.2             | 0.0                  | 0.0                         | 109.5                     |                            |
| RP/PR/SRF subtotals  | 156.6            |                | 27.9             |                | 149.9            | 20.3                 | 26.2                        | 381.0                     |                            |
| RT subtotals   | 87.0             |                | 0.0              |                | 114.6            | 0.0                  | 0.0                         | 201.6                     |                            |
| Subtotal:  | 243.7            |                | 27.9             |                | 264.5            | 20.3                 | 26.2                        | 582.6                     | 582.6                      |
| Notes:   |                  |                |                  |                |                  |                      |                             |                           |                            |
| All visits are listed in units of 1,000 (i.e., "50.5" is equivalent to 50,500 visits).   |                  |                |                  |                |                  |                      |                             |                           |                            |
| RP = Regional Park; PR = Park Reserve; RT = Regional Trail; SRF = Special Recreation Feature   |                  |                |                  |                |                  |                      |                             |                           |                            |
| * OTHER: Camping is in "visitor-days," where each visit is one person in the park for one day. A family of four staying one night would have 8 visitor-days. Special events include events over 300 and any unusual park-specific situations. Special events and situations are detailed in Table 2. |                  |                |                  |                |                  |                      |                             |                           |                            |
| <sup>1</sup> In this park the majority of users are trail users. The multipliers were adjusted to reflect the mix of trail and park use.   |                  |                |                  |                |                  |                      |                             |                           |                            |
| <sup>A</sup> 1st year sampled  |                  |                |                  |                |                  |                      |                             |                           |                            |
| <sup>B</sup> 2nd year sampled  |                  |                |                  |                |                  |                      |                             |                           |                            |



# Table 1: 2012 Visitation Estimate

|  | Summer           | Winter         |                  | Spring/Fall    |                  | Other *              |                             |                           |                            |
|--|------------------|----------------|------------------|----------------|------------------|----------------------|-----------------------------|---------------------------|----------------------------|
|  | visits (1,000's) | use multiplier | visits (1,000's) | use multiplier | visits (1,000's) | Camping<br>(1,000's) | Special Events<br>(1,000's) | Total Visits<br>(1,000's) | O & M Grant<br>Adjustments |
| <b>Agency/Park</b>   |                  |                |                  |                |                  |                      |                             |                           |                            |
| <b>DAKOTA COUNTY:</b>  |                  |                |                  |                |                  |                      |                             |                           |                            |
| Big Rivers RT  | 42.5             | 0.306          | 13.0             | 1.317          | 55.9             | 0.0                  | 0.0                         | 111.4                     |                            |
| Lake Byllesby RP   | 48.2             | 0.178          | 8.6              | 0.957          | 46.1             | 19.2                 | 0.0                         | 122.0                     |                            |
| Lebanon Hills RP   | 228.7            | 0.178          | 40.7             | 0.957          | 218.9            | 33.4                 | 22.5                        | 544.2                     |                            |
| Miesville Ravine PR  | 27.2             | 0.178          | 4.8              | 0.957          | 26.1             | 0.0                  | 0.0                         | 58.1                      |                            |
| Mississippi River RT   | 15.4             | 0.306          | 4.7              | 1.317          | 20.2             | 0.0                  | 1.4                         | 41.7                      |                            |
| North Urban RT   | 7.7              | 0.306          | 2.4              | 1.317          | 10.2             | 0.0                  | 0.0                         | 20.3                      |                            |
| Spring Lake PR   | 43.1             | 0.178          | 7.7              | 0.957          | 41.3             | 0.0                  | 44.3                        | 136.4                     |                            |
| RP/PR/SRF subtotals  | 347.2            |                | 61.8             |                | 332.3            | 52.6                 | 66.8                        | 860.7                     |                            |
| RT subtotals   | 65.5             |                | 20.1             |                | 86.3             | 0.0                  | 1.4                         | 173.3                     |                            |
| Subtotal:  | 412.8            |                | 81.9             |                | 418.6            | 52.6                 | 68.2                        | 1,034.0                   | 1,034.0                    |
|  |                  |                |                  |                |                  |                      |                             |                           |                            |
|  | Summer           | Winter         |                  | Spring/Fall    |                  | Other *              |                             |                           |                            |
|  | visits (1,000's) | use multiplier | visits (1,000's) | use multiplier | visits (1,000's) | Camping<br>(1,000's) | Special Events<br>(1,000's) | Total Visits<br>(1,000's) | O & M Grant<br>Adjustments |
| <b>Agency/Park</b>   |                  |                |                  |                |                  |                      |                             |                           |                            |
| <b>MPLS. PARK &amp; RECREATION BOARD:</b>  |                  |                |                  |                |                  |                      |                             |                           |                            |
| Cedar Lake RT  | 159.4            | 0.306          | 48.8             | 1.317          | 210.0            | 0.0                  | 0.5                         | 418.7                     |                            |
| Central Mississippi Riverfront RP  | 754.4            | 0.178          | 134.3            | 0.957          | 721.9            | 0.0                  | 216.5                       | 1,827.0                   |                            |
| Columbia Parkway RT  | 28.7             | 0.306          | 8.8              | 1.317          | 37.8             | 0.0                  | 0.0                         | 75.2                      |                            |
| Kenilworth RT  | 216.2            | 0.306          | 66.2             | 1.317          | 284.8            | 0.0                  | 0.0                         | 567.2                     |                            |
| Luce Line RT   | 51.0             | 0.306          | 15.6             | 1.317          | 67.1             | 0.0                  | 0.0                         | 133.6                     |                            |
| Minneapolis Chain-of-Lakes RP <sup>1</sup>   | 2,266.1          | 0.245          | 555.2            | 1.054          | 2,388.5          | 0.0                  | 151.5                       | 5,361.2                   |                            |
| Minnehaha Parkway RT   | 512.9            | 0.306          | 157.0            | 1.317          | 675.5            | 0.0                  | 11.7                        | 1,357.1                   |                            |
| Minnehaha RP   | 626.1            | 0.178          | 111.4            | 0.957          | 599.1            | 0.0                  | 24.6                        | 1,361.2                   |                            |
| Mississippi Gorge RP   | 403.1            | 0.306          | 123.3            | 1.317          | 530.9            | 0.0                  | 24.1                        | 1,081.4                   |                            |
| Northeast Diagonal RT  | 67.5             | 0.306          | 20.6             | 1.317          | 88.9             | 0.0                  | 0.0                         | 177.0                     |                            |
| Nokomis-Hiawatha RP  | 606.7            | 0.178          | 108.0            | 0.957          | 580.6            | 0.0                  | 42.5                        | 1,337.7                   |                            |
| North Mississippi RP   | 90.3             | 0.178          | 16.1             | 0.957          | 86.4             | 0.0                  | 4.4                         | 197.1                     |                            |
| Ridgeway Parkway RT  | 7.1              | 0.306          | 2.2              | 1.317          | 9.3              | 0.0                  | 0.0                         | 18.5                      |                            |
| St. Anthony Parkway RT   | 87.4             | 0.306          | 26.7             | 1.317          | 115.1            | 0.0                  | 0.0                         | 229.3                     |                            |
| Shingle Creek RT <sup>c</sup>  | 44.6             | 0.306          | 13.6             | 1.317          | 58.7             | 0.0                  | 0.0                         | 116.9                     |                            |
| Theodore Wirth RP  | 174.4            | 0.178          | 31.0             | 0.957          | 166.9            | 0.0                  | 6.1                         | 378.5                     |                            |
| Victory (Wirth) Memorial Parkway RT  | 222.1            | 0.306          | 68.0             | 1.317          | 292.5            | 0.0                  | 3.7                         | 586.3                     |                            |
| RP/PR/SRF subtotals  | 4,920.9          |                | 1,079.4          |                | 5,074.3          | 0.0                  | 469.6                       | 11,544.1                  |                            |
| RT subtotals   | 1,396.8          |                | 427.4            |                | 1,839.6          | 0.0                  | 15.9                        | 3,679.8                   |                            |
| Subtotal:  | 6,317.8          |                | 1,506.8          |                | 6,913.9          | 0.0                  | 485.5                       | 15,223.9                  | 15,223.9                   |
| <b>Notes:</b>  |                  |                |                  |                |                  |                      |                             |                           |                            |
| All visits are listed in units of 1,000 (i.e., "50.5" is equivalent to 50,500 visits).   |                  |                |                  |                |                  |                      |                             |                           |                            |
| RP = Regional Park; PR = Park Reserve; RT = Regional Trail; SRF = Special Recreation Feature   |                  |                |                  |                |                  |                      |                             |                           |                            |
| * OTHER: Camping is in "visitor-days," where each visit is one person in the park for one day. A family of four staying one night would have 8 visitor-days. Special events include events over 300 and any unusual park-specific situations. Special events and situations are detailed in Table 2. |                  |                |                  |                |                  |                      |                             |                           |                            |
| <sup>1</sup> In this park the vast majority of users are trail users. The multipliers were adjusted to reflect the mix of trail and park use.  |                  |                |                  |                |                  |                      |                             |                           |                            |
| <sup>c</sup> 3rd year sampled  |                  |                |                  |                |                  |                      |                             |                           |                            |

## Table 1: 2012 Visitation Estimate

|  | Summer           | Winter         |                  | Spring/Fall    |                  | Other *           |                          |                        |                         |
|--|------------------|----------------|------------------|----------------|------------------|-------------------|--------------------------|------------------------|-------------------------|
| Agency/Park  | visits (1,000's) | use multiplier | visits (1,000's) | use multiplier | visits (1,000's) | Camping (1,000's) | Special Events (1,000's) | Total Visits (1,000's) | O & M Grant Adjustments |
| <b>RAMSEY COUNTY</b>   |                  |                |                  |                |                  |                   |                          |                        |                         |
| Bald Eagle-Otter Lake RP   | 125.5            | 0.178          | 22.3             | 0.957          | 120.1            | 0.0               | 82.8                     | 350.8                  |                         |
| Battle Creek RP  | 295.2            | 0.178          | 52.5             | 0.957          | 282.5            | 0.0               | 8.5                      | 638.8                  |                         |
| Birch Lake RT  | 38.2             | 0.306          | 11.7             | 1.317          | 50.3             | 0.0               | 1.5                      | 101.6                  |                         |
| Bruce Vento RT   | 128.6            | 0.306          | 39.4             | 1.317          | 169.4            | 0.0               | 0.3                      | 337.7                  |                         |
| Grass-Vadnais-Snail Lake RP  | 301.7            | 0.178          | 53.7             | 0.957          | 288.8            | 0.0               | 0.6                      | 644.8                  |                         |
| Highway 96 RT  | 205.4            | 0.306          | 62.9             | 1.317          | 270.5            | 0.0               | 1.0                      | 539.7                  |                         |
| Keller RP  | 223.3            | 0.178          | 39.7             | 0.957          | 213.7            | 0.0               | 0.9                      | 477.6                  |                         |
| Long Lake RP   | 187.3            | 0.178          | 33.3             | 0.957          | 179.2            | 0.0               | 27.2                     | 427.1                  |                         |
| Rice Creek North RT  | 82.3             | 0.306          | 25.2             | 1.317          | 108.4            | 0.0               | 0.0                      | 216.0                  |                         |
| Rice Creek West RT   | 64.7             | 0.306          | 19.8             | 1.317          | 85.2             | 0.0               | 0.9                      | 170.6                  |                         |
| Tony Schmidt RP  | 137.4            | 0.178          | 24.5             | 0.957          | 131.5            | 0.0               | 3.0                      | 296.4                  |                         |
| Trout Brook RT   | 34.3             | 0.306          | 10.5             | 1.317          | 45.2             | 0.0               | 0.3                      | 90.3                   |                         |
| RP/PR/SRF subtotals  | 1,270.4          |                | 226.1            |                | 1,215.8          | 0.0               | 123.2                    | 2,835.5                |                         |
| RT subtotals   | 553.5            |                | 169.4            |                | 729.0            | 0.0               | 4.1                      | 1,456.0                |                         |
| Subtotal:  | 1,823.9          |                | 395.5            |                | 1,944.8          | 0.0               | 127.3                    | 4,291.5                | 4,291.5                 |
|  |                  |                |                  |                |                  |                   |                          |                        |                         |
|  | Summer           | Winter         |                  | Spring/Fall    |                  | Other *           |                          |                        |                         |
| Agency/Park  | visits (1,000's) | use multiplier | visits (1,000's) | use multiplier | visits (1,000's) | Camping (1,000's) | Special Events (1,000's) | Total Visits (1,000's) | O & M Grant Adjustments |
| <b>CITY OF ST. PAUL</b>  |                  |                |                  |                |                  |                   |                          |                        |                         |
| Bruce Vento RT   | 89.9             | 0.306          | 27.5             | 1.317          | 118.4            | 0.0               | 0.0                      | 235.9                  |                         |
| Cherokee Heights RP  | 209.5            | 0.178          | 37.3             | 0.957          | 200.5            | 0.0               | 0.0                      | 447.3                  |                         |
| Como RP, Zoo & Conservatory SRF  | 1,843.6          | 0.178          | 328.2            | 0.957          | 1,764.4          | 0.0               | 545.9                    | 4,482.1                |                         |
| Hidden Falls-Crosby Farm RP  | 221.5            | 0.178          | 39.4             | 0.957          | 212.0            | 0.0               | 9.4                      | 482.3                  |                         |
| Indian Mounds RP   | 137.1            | 0.178          | 24.4             | 0.957          | 131.2            | 0.0               | 3.3                      | 296.0                  |                         |
| Lilydale-Harriet Island RP   | 246.5            | 0.178          | 43.9             | 0.957          | 235.9            | 0.0               | 308.4                    | 834.5                  |                         |
| Mississippi Gorge RP   | 548.8            | 0.306          | 167.9            | 1.317          | 722.8            | 0.0               | 46.7                     | 1,486.2                |                         |
| Phalen RP  | 485.0            | 0.178          | 86.3             | 0.957          | 464.2            | 0.0               | 52.8                     | 1,088.3                |                         |
| Samuel Morgan RT   | 136.4            | 0.306          | 41.7             | 1.317          | 179.6            | 0.0               | 0.0                      | 357.8                  |                         |
| RP/PR/SRF subtotals  | 3,692.0          |                | 727.4            |                | 3,730.8          | 0.0               | 966.6                    | 9,116.8                |                         |
| RT subtotals   | 226.3            |                | 69.3             |                | 298.1            | 0.0               | 0.0                      | 593.7                  |                         |
| Subtotal:  | 3,918.3          |                | 796.7            |                | 4,028.9          | 0.0               | 966.6                    | 9,710.5                | 9,710.5                 |
| <b>Notes:</b>  |                  |                |                  |                |                  |                   |                          |                        |                         |
| All visits are listed in units of 1,000 (i.e., "50.5" is equivalent to 50,500 visits).   |                  |                |                  |                |                  |                   |                          |                        |                         |
| RP = Regional Park; PR = Park Reserve; RT = Regional Trail; SRF = Special Recreation Feature   |                  |                |                  |                |                  |                   |                          |                        |                         |
| * OTHER: Camping is in "visitor-days," where each visit is one person in the park for one day. A family of four staying one night would have 8 visitor-days. Special events include events over 300 and any unusual park-specific situations. Special events and situations are detailed in Table 2. |                  |                |                  |                |                  |                   |                          |                        |                         |

## Table 1: 2012 Visitation Estimate

|  | Summer           | Winter         |                  | Spring/Fall    |                  | Other *           |                          |                        |                         |
|--|------------------|----------------|------------------|----------------|------------------|-------------------|--------------------------|------------------------|-------------------------|
| Agency/Park  | visits (1,000's) | use multiplier | visits (1,000's) | use multiplier | visits (1,000's) | Camping (1,000's) | Special Events (1,000's) | Total Visits (1,000's) | O & M Grant Adjustments |
| <b>SCOTT COUNTY</b>  |                  |                |                  |                |                  |                   |                          |                        |                         |
| Cedar Lake Farm RP <sup>1</sup>  | 14.5             | 0.000          | 0.0              | 0.160          | 2.3              | 1.3               | 2.9                      | 21.0                   |                         |
| Scott County RT  | 102.6            | 0.306          | 31.4             | 1.317          | 135.1            | 0.0               | 0.0                      | 269.0                  |                         |
| RP/PR/SRF subtotals  | 14.5             |                | 0.0              |                | 2.3              | 1.3               | 2.9                      | 21.0                   |                         |
| RT subtotals   | 102.6            |                | 31.4             |                | 135.1            | 0.0               | 0.0                      | 269.0                  |                         |
| Subtotal:  | 117.0            |                | 31.4             |                | 137.4            | 1.3               | 2.9                      | 290.0                  | 290.0                   |
|  |                  |                |                  |                |                  |                   |                          |                        |                         |
|  | Summer           | Winter         |                  | Spring/Fall    |                  | Other *           |                          |                        |                         |
| Agency/Park  | visits (1,000's) | use multiplier | visits (1,000's) | use multiplier | visits (1,000's) | Camping (1,000's) | Special Events (1,000's) | Total Visits (1,000's) | O & M Grant Adjustments |
| <b>THREE RIVERS SCOTT COUNTY</b>   |                  |                |                  |                |                  |                   |                          |                        |                         |
| Cleary Lake RP   | 120.0            | 0.178          | 21.4             | 0.957          | 114.8            | 12.8              | 2.9                      | 271.8                  |                         |
| Murphy-Hanrehan PR   | 26.0             | 0.178          | 4.6              | 0.957          | 24.9             | 0.5               | 0.7                      | 56.7                   |                         |
| RP/PR/SRF subtotals  | 145.9            |                | 26.0             |                | 139.7            | 13.3              | 3.6                      | 328.5                  |                         |
| RT subtotals   | 0.0              |                | 0.0              |                | 0.0              | 0.0               | 0.0                      | 0.0                    |                         |
| Three Rivers - Scott Subtotal:   | 145.9            |                | 26.0             |                | 139.7            | 13.3              | 3.6                      | 328.5                  | 328.5                   |
| Notes:   |                  |                |                  |                |                  |                   |                          |                        |                         |
| All visits are listed in units of 1,000 (i.e., "50.5" is equivalent to 50,500 visits).   |                  |                |                  |                |                  |                   |                          |                        |                         |
| RP = Regional Park; PR = Park Reserve; RT = Regional Trail; SRF = Special Recreation Feature   |                  |                |                  |                |                  |                   |                          |                        |                         |
| * OTHER: Camping is in "visitor-days," where each visit is one person in the park for one day. A family of four staying one night would have 8 visitor-days. Special events include events over 300 and any unusual park-specific situations. Special events and situations are detailed in Table 2. |                  |                |                  |                |                  |                   |                          |                        |                         |
| <sup>1</sup> The regional park was open for small portion of the fall and spring and closed for the winter, so the seasonal multipliers have been adjusted to reflect summer and fall use.   |                  |                |                  |                |                  |                   |                          |                        |                         |

# Table 1: 2012 Visitation Estimate

|   | Summer           | Winter         |                  | Spring/Fall    |                  | Other *           |                          |                        |                         |
|---|------------------|----------------|------------------|----------------|------------------|-------------------|--------------------------|------------------------|-------------------------|
| Agency/Park   | visits (1,000's) | use multiplier | visits (1,000's) | use multiplier | visits (1,000's) | Camping (1,000's) | Special Events (1,000's) | Total Visits (1,000's) | O & M Grant Adjustments |
| <b>THREE RIVERS PARK DISTRICT</b>   |                  |                |                  |                |                  |                   |                          |                        |                         |
| Baker PR  | 186.5            | 0.178          | 33.2             | 0.957          | 178.5            | 88.4              | 15.8                     | 502.4                  |                         |
| Bassett Creek RT <sup>C</sup>   | 40.5             | 0.306          | 12.4             | 1.317          | 53.4             | 0.0               | 0.0                      | 106.3                  |                         |
| Bryant Lake RP  | 177.1            | 0.178          | 31.5             | 0.957          | 169.5            | 0.0               | 0.6                      | 378.8                  |                         |
| Carver PR   | 118.6            | 0.178          | 21.1             | 0.957          | 113.5            | 28.4              | 22.7                     | 304.2                  |                         |
| Cedar Lake LRT RT   | 179.6            | 0.306          | 55.0             | 1.317          | 236.5            | 0.0               | 0.0                      | 471.0                  |                         |
| Clifton French RP   | 260.7            | 0.178          | 46.4             | 0.957          | 249.5            | 0.0               | 10.8                     | 567.4                  |                         |
| Coon Rapids Dam RP  | 177.0            | 0.178          | 31.5             | 0.957          | 169.4            | 0.0               | 8.7                      | 386.5                  |                         |
| Crow-Hassan PR  | 14.4             | 0.178          | 2.6              | 0.957          | 13.8             | 5.7               | 0.1                      | 36.5                   |                         |
| Dakota Rail RT  | 177.0            | 0.000          | 0.0              | 1.317          | 233.1            | 0.0               | 0.9                      | 410.9                  |                         |
| Eagle Lake RP   | 33.2             | 0.178          | 5.9              | 0.957          | 31.8             | 0.0               | 0.1                      | 71.1                   |                         |
| Elm Creek PR  | 362.3            | 0.178          | 64.5             | 0.957          | 346.7            | 2.3               | 135.7                    | 911.5                  |                         |
| Fish Lake RP  | 139.2            | 0.178          | 24.8             | 0.957          | 133.2            | 0.0               | 8.1                      | 305.2                  |                         |
| Gale Woods SRF  | 35.7             | 0.178          | 6.4              | 0.957          | 34.2             | 0.0               | 26.5                     | 102.8                  | Downhill ski            |
| Hyland Lake PR  | 269.4            | 0.178          | 47.9             | 0.957          | 257.8            | 2.8               | 202.8                    | 780.7                  | -165.7                  |
| Lake Independence RT  | 17.6             | 0.306          | 5.4              | 1.317          | 23.1             | 0.0               | 0.0                      | 46.0                   |                         |
| Lake Minnetonka RP  | 132.1            | 0.178          | 23.5             | 0.957          | 126.5            | 0.0               | 0.5                      | 282.7                  |                         |
| Lake Minnetonka Islands RP <sup>1</sup>   | 65.0             | n/a            | 0.0              | n/a            | 0.0              | 0.0               | 0.0                      | 65.0                   |                         |
| Lake Minnetonka LRT RT  | 145.4            | 0.306          | 44.5             | 1.317          | 191.5            | 0.0               | 3.7                      | 385.0                  |                         |
| Lake Rebecca PR   | 90.6             | 0.178          | 16.1             | 0.957          | 86.7             | 6.7               | 2.8                      | 203.0                  |                         |
| The Landing <sup>2, B</sup>   | 1.9              | n/a            | 0.0              | n/a            | 0.0              | 0.0               | 21.0                     | 22.9                   |                         |
| Luce Line RT  | 160.3            | 0.306          | 49.1             | 1.317          | 211.2            | 0.0               | 0.0                      | 420.6                  |                         |
| Medicine Lake RT  | 192.2            | 0.306          | 58.8             | 1.317          | 253.1            | 0.0               | 2.0                      | 506.1                  |                         |
| Minnesota River Bluffs LRT RT   | 100.2            | 0.306          | 30.7             | 1.317          | 132.0            | 0.0               | 0.9                      | 263.8                  |                         |
| Noerenberg Gardens SRF  | 26.3             | 0.000          | 0.0              | 0.957          | 25.2             | 0.0               | 0.1                      | 51.6                   |                         |
| North Cedar Lake RT   | 174.9            | 0.306          | 53.5             | 1.317          | 230.3            | 0.0               | 1.5                      | 460.3                  |                         |
| North Mississippi RP  | 20.9             | 0.178          | 3.7              | 0.957          | 20.0             | 0.0               | 9.4                      | 54.1                   |                         |
| Northeast Diagonal RT   | 20.6             | 0.306          | 6.3              | 1.317          | 27.2             | 0.0               | 0.0                      | 54.2                   |                         |
| Rush Creek RT   | 141.5            | 0.306          | 43.3             | 1.317          | 186.4            | 0.0               | 1.0                      | 372.3                  |                         |
| Shingle Creek RT  | 53.9             | 0.306          | 16.5             | 1.317          | 70.9             | 0.0               | 0.0                      | 141.2                  |                         |
| Silverwood SRF  | 112.9            | 0.178          | 20.1             | 0.957          | 108.0            | 0.0               | 12.6                     | 253.6                  |                         |
| Twin Lakes RT <sup>B</sup>  | 29.4             | 0.306          | 9.0              | 1.317          | 38.8             | 0.0               | 0.0                      | 77.2                   |                         |
| RP/PR/SRF subtotals   | 2,224.0          |                | 379.3            |                | 2,064.3          | 134.3             | 478.3                    | 5,280.2                |                         |
| RT subtotals  | 1,433.1          |                | 384.4            |                | 1,887.4          | 0.0               | 10.0                     | 3,714.9                |                         |
| Three Rivers Subtotal:  | 3,657.1          |                | 763.7            |                | 3,951.8          | 134.3             | 488.3                    | 8,995.1                | 8,829.4                 |
|   |                  |                |                  |                |                  |                   |                          |                        |                         |
| Three Rivers-Scott & Three Rivers Park District Subtotal:   | 3,803.1          |                | 789.6            |                | 4,091.4          | 147.6             | 491.9                    | 9,323.6                | 9,157.9                 |
| <b>Notes:</b>   |                  |                |                  |                |                  |                   |                          |                        |                         |
| All visits are listed in units of 1,000 (i.e., "50.5" is equivalent to 50,500 visits).  |                  |                |                  |                |                  |                   |                          |                        |                         |
| RP = Regional Park; PR = Park Reserve; RT = Regional Trail; SRF = Special Recreation Feature  |                  |                |                  |                |                  |                   |                          |                        |                         |
| * OTHER: Camping is in "visitor-days," where each visit is one person in the park for one day. A family of four staying one night would have 8 visitor-days. Special events include events over 300 and any unusual park-specific situations. Special events and situations are detailed in Table 2.  |                  |                |                  |                |                  |                   |                          |                        |                         |
| <sup>1</sup> Lake Minnetonka Islands total annual visitation data is provided from Three Rivers and is not based on the Metropolitan Council sample.  |                  |                |                  |                |                  |                   |                          |                        |                         |
| <sup>2</sup> The Landing total annual visitation is provided from Three Rivers and is not based on the Metropolitan Council sample. Park visitors enter through the Visitor's Center, where staff records the number of visitors. Special events are accounted for through the park's reservation system and are not duplicative of the general annual visitation reported. |                  |                |                  |                |                  |                   |                          |                        |                         |
| <sup>B</sup> 2nd year sampled   |                  |                |                  |                |                  |                   |                          |                        |                         |
| <sup>C</sup> 3rd year sampled   |                  |                |                  |                |                  |                   |                          |                        |                         |



## Table 1: 2012 Visitation Estimate

|  | Summer           | Winter         |                  | Spring/Fall    |                  | Other *           |                          |                        |                         |
|--|------------------|----------------|------------------|----------------|------------------|-------------------|--------------------------|------------------------|-------------------------|
| Agency/Park  | visits (1,000's) | use multiplier | visits (1,000's) | use multiplier | visits (1,000's) | Camping (1,000's) | Special Events (1,000's) | Total Visits (1,000's) | O & M Grant Adjustments |
| <b>WASHINGTON COUNTY</b>   |                  |                |                  |                |                  |                   |                          |                        |                         |
| Big Marine PR  | 138.8            | 0.178          | 24.7             | 0.957          | 132.8            | 0.0               | 1.1                      | 297.3                  |                         |
| Cottage Grove Ravine RP  | 36.6             | 0.178          | 6.5              | 0.957          | 35.0             | 0.0               | 1.5                      | 79.6                   |                         |
| Hardwood Creek RT  | 137.4            | 0.306          | 42.0             | 1.317          | 180.9            | 0.0               | 3.5                      | 363.8                  |                         |
| Lake Elmo PR   | 205.4            | 0.178          | 36.6             | 0.957          | 196.5            | 24.2              | 10.7                     | 473.3                  |                         |
| Pine Point RP  | 41.3             | 0.178          | 7.3              | 0.957          | 39.5             | 0.0               | 1.0                      | 89.1                   |                         |
| Square Lake SRF  | 34.1             | 0.000          | 0.0              | 0.957          | 32.6             | 0.0               | 2.6                      | 69.3                   |                         |
| St. Croix Bluffs RP  | 60.8             | 0.178          | 10.8             | 0.957          | 58.2             | 14.8              | 3.6                      | 148.2                  |                         |
| RP/PR/SRF subtotals  | 516.9            |                | 85.9             |                | 494.7            | 39.0              | 20.4                     | 1,156.9                |                         |
| RT subtotals   | 137.4            |                | 42.0             |                | 180.9            | 0.0               | 3.5                      | 363.8                  |                         |
| Subtotal:  | 654.3            |                | 128.0            |                | 675.6            | 39.0              | 23.9                     | 1,520.7                | 1,520.7                 |
| <b>REGIONAL TOTALS</b>   |                  |                |                  |                |                  |                   |                          |                        |                         |
|  | Summer           | Winter         |                  | Spring/Fall    |                  | Other *           |                          |                        |                         |
| Agency/Park  | visits (1,000's) |                | visits (1,000's) |                | visits (1,000's) | Camping (1,000's) | Special Events (1,000's) | Total Visits (1,000's) | O & M Grant Adjustments |
| RP/PR/SRF subtotals  | 14,480.6         |                | 2,833.1          |                | 14,355.2         | 319.1             | 2,533.6                  | 34,521.5               |                         |
| RT subtotals   | 4,333.6          |                | 1,245.3          |                | 5,707.3          | 0.0               | 36.1                     | 11,322.3               |                         |
| <b>REGIONAL TOTALS</b>   | <b>18,814.1</b>  |                | <b>4,078.4</b>   |                | <b>20,062.5</b>  | <b>319.1</b>      | <b>2,569.7</b>           | <b>45,843.8</b>        | <b>45,678.1</b>         |
| Notes:   |                  |                |                  |                |                  |                   |                          |                        |                         |
| All visits are listed in units of 1,000 (i.e., "50.5" is equivalent to 50,500 visits).   |                  |                |                  |                |                  |                   |                          |                        |                         |
| RP = Regional Park; PR = Park Reserve; RT = Regional Trail; SRF = Special Recreation Feature   |                  |                |                  |                |                  |                   |                          |                        |                         |
| * OTHER: Camping is in "visitor-days," where each visit is one person in the park for one day. A family of four staying one night would have 8 visitor-days. Special events include events over 300 and any unusual park-specific situations. Special events and situations are detailed in Table 2. |                  |                |                  |                |                  |                   |                          |                        |                         |

## Table 2: Special event counts for 2012

(Note: these events occurred at times that were specifically not sampled to avoid double-counting)

| Agency/Park                           | Date        | Event   | Visits<br>(1,000s) |
|---------------------------------------|-------------|---|--------------------|
| <b>ANOKA COUNTY:</b>                  |             |   |                    |
| <b>Anoka Co. Riverfront RP</b>        |             | <b>None</b>   | <b>-</b>           |
| <b>Bunker Hills RP</b>                |             | <b>TOTAL:</b>   | <b>241.8</b>       |
|                                       | Apr 6       | North Suburban Striders   | 0.6                |
|                                       | May 4       | DeLany Memorial   | 0.4                |
|                                       | May 26      | Memorial Day Event  | 0.4                |
|                                       | May 26      | Veteran's Memorial Day Event                                    | 0.5                |
|                                       | Jun 10      | Baby Angels   | 0.3                |
|                                       | Jun 18      | Girl Scout Council Of Greater Mpls.-Simmons                     | 0.3                |
|                                       | Jul 29      | Pure Romance Family Picnic                                      | 0.3                |
|                                       | Jul 15      | Tomanskowski Wedding  | 0.4                |
|                                       | Aug 1       | Girl Scout Of MN And WI River Valley                            | 0.3                |
|                                       | Aug 7       | Justins Gift  | 0.7                |
|                                       | Aug 25      | Eckberg Wedding   | 0.3                |
|                                       | Sep 14      | Bunker Prairie Festival   | 1.0                |
|                                       | Sep 23      | DFL Fall Festival Event-Activity Center                         | 0.3                |
|                                       | Sep 29      | Alexandra House Walk  | 0.6                |
|                                       | Oct 13      | Markel Wedding  | 0.3                |
|                                       | Oct 29      | Andover Outdoor Adventures-Maple Activity Center Training       | 0.3                |
|                                       | Nov 6       | City of Andover General Elections                               | 1.5                |
|                                       | May-July    | Natural Resources Workshop                                      | 6.0                |
|                                       | Winter      | Cross Country Ski Team Meets                                    | 1.7                |
|                                       | Summer Long | Bunker Beach Visitation   | 128.5              |
|                                       | Summer Long | Bunker Park Stables Usage (entrance not part of regular counts) | 26.1               |
|                                       | Year Long   | Activity Center Usage (entrance not part of regular counts)     | 50.0               |
|                                       | Year Long   | Archery Center Use (entrance not part of regular counts)        | 21.0               |
| <b>Bunker Hills-Chain of Lakes RT</b> |             | <b>None</b>   | <b>-</b>           |
| <b>Central Anoka County RT</b>        |             | <b>None</b>   | <b>-</b>           |
| <b>Coon Creek RT</b>                  |             | <b>None</b>   | <b>-</b>           |
| <b>Coon Rapids Dam RP</b>             |             | <b>TOTAL:</b>   | <b>18.4</b>        |
|                                       | Apr 21      | Anoka Hennepin Education Foundation                             | 1.0                |
|                                       | May 5       | Kids Fishing Clinic   | 1.6                |
|                                       | May 5       | Randy Bauer Run   | 0.3                |
|                                       | Jan 14      | Trout Opener  | 0.6                |
|                                       | Jun 7       | Concert in the Park   | 2.1                |
|                                       | Jun 14      | Concert in the Park   | 2.0                |
|                                       | Jun 28      | Concert in the Park   | 1.9                |
|                                       | Jun 30      | Du at the Dam   | 0.3                |
|                                       | Jul 19      | Concert in the Park   | 1.5                |
|                                       | Jul 26      | Concert in the Park   | 1.7                |
|                                       | Aug 2       | Concert in the Park   | 1.6                |
|                                       | Aug 9       | Concert in the Park   | 1.8                |
|                                       | Aug 17      | Boston Scientific   | 0.3                |
|                                       | Sep 8       | Missing Grace   | 1.5                |
|                                       | Sep 30      | St. Stephen's School Marathon                                   | 0.3                |
| <b>East Anoka County RT</b>           |             | <b>None</b>   | <b>-</b>           |
| <b>Lake George RP</b>                 |             | <b>TOTAL:</b>   | <b>6.3</b>         |
|                                       | May 7       | St Francis High School  | 0.4                |
|                                       | May 14      | St Francis High School  | 0.4                |
|                                       | Jun 30      | Minneman Triathlon  | 1.0                |
|                                       | Jul 10      | YMCA Event  | 1.5                |
|                                       | Jul 24      | YMCA Event  | 0.4                |
|                                       | Summer Long | YMCA Camps  | 1.7                |
|                                       | Winter      | Snowmobile Use through park                                     | 1.0                |
| <b>Martin-Island-Linwood Lakes RP</b> |             | <b>TOTAL:</b>   | <b>4.6</b>         |
|                                       | Winter      | Snowmobile Use through park                                     | 1.0                |
|                                       | Year Long   | Camp Salie Usage  | 3.6                |
| <b>Mississippi River RT</b>           |             | <b>None</b>   | <b>-</b>           |
| <b>Mississippi West RP</b>            |             | <b>None</b>   | <b>-</b>           |
| <b>Rice Creek Chain PR</b>            |             | <b>TOTAL:</b>   | <b>50.0</b>        |
|                                       | Jan 28      | Snow Day  | 1.2                |
|                                       | Apr 21      | Earth Day   | 0.4                |
|                                       | Aug 7       | Centerville Park and Rec Event                                  | 0.5                |
|                                       | Nov 10      | Diva Dash   | 1.0                |
|                                       | Nov 11      | Orienteering Skills Project                                     | 0.5                |

## Table 2: Special event counts for 2012

(Note: these events occurred at times that were specifically not sampled to avoid double-counting)

| Agency/Park                           | Date         | Event  | Visits<br>(1,000s) |
|---------------------------------------|--------------|--|--------------------|
| <b>ANOKA COUNTY: continued</b>        |              |  |                    |
| <b>Rice Creek Chain PR, continued</b> |              |  |                    |
|                                       | Winter       | Snowmobile Use through park                      | 2.0                |
|                                       | Summer Long  | YMCA Day Camp                                    | 1.6                |
|                                       | Year Long    | Wargo Nature Center Attendance                   | 42.8               |
| <b>Rice Creek North RT</b>            |              | <b>None</b>                                      | -                  |
| <b>Rice Creek West RT (Locke)</b>     |              | <b>TOTAL:</b>                                    | <b>1.3</b>         |
|                                       | Jul 21       | Yang Family Reunion                              | 0.3                |
|                                       | Sep 9        | Art At Rice Creek                                | 1.0                |
| <b>Rum River RT</b>                   |              | <b>None</b>                                      | -                  |
| <b>Rum River Central RP</b>           |              | <b>None</b>                                      | -                  |
| <b>BLOOMINGTON:</b>                   |              |  |                    |
| <b>Bush and Normandale Lakes</b>      |              | <b>TOTAL:</b>                                    | <b>55.1</b>        |
|                                       | Apr 7        | Spring Egg at Normandale                         | 0.7                |
|                                       | Jun 12       | Normandale Lake Bandshell Concert                | 0.3                |
|                                       | Jun 14       | Normandale Jazz Concert                          | 0.3                |
|                                       | Jun 19       | Normandale Lake Bandshell Concert                | 0.4                |
|                                       | Jun 21       | Celtic Solstice Blockbuster Show                 | 0.4                |
|                                       | Jun 28       | Suburban Country Blockbuster Show                | 0.7                |
|                                       | Jul 1        | Sandcastles Event (Bush Lake)                    | 0.4                |
|                                       | Jul 3        | Summer Fete                                      | 40.0               |
|                                       | Jul 12       | Latin Music Blockbuster Show                     | 1.5                |
|                                       | Jul 14       | Make a Wish Foundation Walk -rental              | 1.0                |
|                                       | Jul 17       | Normandale Lake Bandshell Concert                | 0.4                |
|                                       | Jul 19       | 80's Music Explosion Blockbuster Show            | 1.6                |
|                                       | Jul 26       | Blues and Bar B Q Blockbuster Show               | 2.0                |
|                                       | Jul 31       | Normandale Lake Bandshell Concert                | 0.4                |
|                                       | Aug 2        | Bloomington Jazz Festival                        | 0.5                |
|                                       | Aug 15       | Bandshell Rental Charity Walk                    | 0.4                |
|                                       | Aug 25       | Energy for Life Walk                             | 0.5                |
|                                       | Aug 26       | Half Marathon                                    | 0.4                |
|                                       | Sep 1        | Glow Run   | 0.8                |
|                                       | Sep 15       | PKD Walk   | 0.7                |
|                                       | Sep 23       | Iron Girl Duathlon                               | 1.0                |
|                                       | Sep 29       | Canvas Health Walk                               | 0.5                |
|                                       | Oct 6        | Pacer Center Walk                                | 0.4                |
| <b>CARVER COUNTY:</b>                 |              |  |                    |
| <b>Baylor RP</b>                      |              | <b>TOTAL:</b>                                    | <b>8.2</b>         |
|                                       | Mar 10       | Winter Splash                                    | 0.4                |
|                                       | Aug 25       | NYA Cross Country Meet                           | 0.4                |
|                                       | Sep 11       | NYA Cross Country Meet                           | 2.0                |
|                                       | Oct 11       | NYA Cross Country Meet                           | 0.8                |
|                                       | Year Long    | Onan Observatory (late evening use)              | 4.0                |
|                                       | Year Long    | School Groups                                    | 0.7                |
| <b>Dakota Rail RT</b>                 |              | <b>None</b>                                      | -                  |
| <b>Lake Minnewashta RP</b>            |              | <b>TOTAL:</b>                                    | <b>5.0</b>         |
|                                       | May 19       | Tonka Waters West Girl Scout Camp                | 0.3                |
|                                       | Jul 4        | Fireworks  | 1.0                |
|                                       | Jul 23-26    | River Bluff Girl Scout Jamboree Week 1 (380/day) | 1.5                |
|                                       | Jul 29-Aug 2 | River Bluff Girl Scout Jamboree Week 2 (340/day) | 1.4                |
|                                       | Sep 8        | Nordic Fest                                      | 0.8                |
| <b>Lake Waconia RP</b>                |              | <b>TOTAL:</b>                                    | <b>13.1</b>        |
|                                       | Jan 28       | Vintage Snowmobile Snowrunners                   | 4.6                |
|                                       | Jan 29       | Vintage Snowmobile Snowrunners                   | 3.0                |
|                                       | May 12       | Governor's Fishing Opener Luncheon               | 0.6                |
|                                       | Jun 24       | Triathlon  | 1.9                |
|                                       | Jul 4        | 4th of July Celebration                          | 3.0                |
| <b>Minnesota River Bluffs RT</b>      |              | <b>None</b>                                      | -                  |
| <b>DAKOTA COUNTY:</b>                 |              |  |                    |
| <b>Big Rivers RT</b>                  |              | <b>None</b>                                      | -                  |
| <b>Lake Byllesby RP</b>               |              | <b>None</b>                                      | -                  |
| <b>Lebanon Hills RP</b>               |              | <b>TOTAL:</b>                                    | <b>22.5</b>        |
|                                       | Jun 07       | School of Environmental Studies Eco-Challenge    | 0.3                |
|                                       | Sep 17-21    | School of Environmental Studies Bio Blitz        | 0.8                |

## Table 2: Special event counts for 2012

(Note: these events occurred at times that were specifically not sampled to avoid double-counting)

| Agency/Park                                     | Date        | Event   | Visits<br>(1,000s) |
|---|-------------|---|--------------------|
| <b>DAKOTA COUNTY: continued</b>                 |             |   |                    |
| <b>Lebanon Hills RP, continued</b>              |             |   |                    |
|   | Oct 06      | West Trailhead Grand Opening  | 0.5                |
|   | Dec 31      | NYE Event   | 0.7                |
|   | School Year | VC Scool Groups   | 1.8                |
|   | Year Long   | Camp Sacajawea (day camp and permit only - not counted in regular counts)   | 13.9               |
|   | Summer      | Adventure Ropes Course  | 0.3                |
|   | Year Long   | Outdoor Education Programs  | 4.2                |
| <b>Miesville Ravine PR</b>                      |             | <b>None</b>   | -                  |
| <b>Mississippi River RT</b>                     |             | <b>TOTAL:</b>   | <b>1.4</b>         |
|   | Aug 18      | Ragnar Relay  | 0.4                |
|   | Sep 9       | St. Paul Classic Bike Tour (Split Como, Crosby, Indian Mounds, Lilydale, Miss Gorge, Phalen, and Dakota Cty. Mississippi River RT)  | 1.0                |
| <b>North Urban RT</b>                           |             | <b>None</b>   | -                  |
| <b>Spring Lake PR</b>                           |             | <b>TOTAL:</b>   | <b>44.3</b>        |
|   | Sep 23      | SLPR Music Festival   | 0.3                |
|   | Year Long   | Outdoor Education Programs  | 0.4                |
|   | Year Long   | Spring Lake Youth Camp (day camp and permit only - not counted in regular counts)   | 43.6               |
| <b>MINNEAPOLIS PARK &amp; RECREATION BOARD:</b> |             |   |                    |
| <b>Cedar Lake RT</b>                            |             | <b>TOTAL</b>  | <b>0.5</b>         |
|   | Sep 16      | Minneapolis Bike Tour (Split Central Mississippi Riverfront RP, Chain of Lakes RP, Minnehaha RT, Minnehaha RP, Mississippi Gorge RP, Nokomis- Hiawatha RP, Theodore Wirth RP, Victory/Wirth Memorial RP, Cedar Lake RT) | 0.5                |
| <b>Central Mississippi Riverfront RP</b>        |             | <b>TOTAL</b>  | <b>216.5</b>       |
|   | Mar 17      | Get Lucky & Run Race  | 3.0                |
|   | Apr 15      | U of Minnesota Law Race for Justice / Main Street & Stone Arch  | 0.7                |
|   | Apr 20      | Twin Cities Walk for Water  | 0.3                |
|   | Apr 22      | Rock Bottom Race for Hunger   | 0.5                |
|   | Jun 2       | Northern Spark  | 10.0               |
|   | Jun 3       | Minneapolis Marathon (Split Central Mississippi RP, Mississippi Gorge RP, Minnehaha Pkwy RT )   | 1.6                |
|   | Jun 15      | Stone Arch Festival of the Arts   | 80.0               |
|   | Jun 16      | The Mightysippi River Challenge   | 0.3                |
|   | Jun 23      | Solstice River Performance - Stone Arch Bridge  | 1.5                |
|   | Jun 23      | Heartbeat 5000  | 1.7                |
|   | Jul 3       | Red White & Boom Hot Dam 5K   | 0.8                |
|   | Jul 3       | Movie Nicollet Island Pavilion  | 1.0                |
|   | Jul 3       | Concert   | 1.0                |
|   | Jul 4       | Mpls Red, White & Boom  | 30.0               |
|   | Jul 4       | Red White & Boom 1/2 Marathon   | 3.0                |
|   | Jul 18      | Torchlight Run  | 5.0                |
|   | Jul 21      | Aquaternial Fireworks   | 50.0               |
|   | Aug 7       | National Night Out  | 3.0                |
|   | Aug 11      | TC Polish Festival  | 5.0                |
|   | Aug 21      | Indigenous Music and Movies   | 0.5                |
|   | Aug 26      | Minneapolis Dualthon - (Split Central Mississippi RP, Mississippi Gorge RP)   | 1.0                |
|   | Sep 8       | Mill City Run   | 2.0                |
|   | Sep 16      | Minneapolis Bike Tour (Split Central Mississippi Riverfront RP, Chain of Lakes RP, Minnehaha RT, Minnehaha RP, Mississippi Gorge RP, Nokomis- Hiawatha RP, Theodore Wirth RP, Victory/Wirth Memorial RP, Cedar Lake RT) | 0.5                |
|   | Sep 22      | Dash for Dads   | 0.5                |
|   | Oct 6       | SlutWalk Minneapolis  | 1.5                |
|   | Oct 13      | Historic Riverfront 5K Run Walk   | 0.5                |
|   | Oct 20      | The Big Gay Race  | 1.0                |
|   | Nov 22      | Turkey Day 5K   | 10.0               |
|   | Dec 12      | Moustache Run   | 0.6                |
| <b>Columbia Parkway RT</b>                      |             | <b>None</b>   | -                  |
| <b>Kenilworth RT</b>                            |             | <b>None</b>   | -                  |
| <b>Luce Line RT</b>                             |             | <b>None</b>   | -                  |
| <b>Minneapolis Chain-of-Lakes RP</b>            |             | <b>TOTAL</b>  | <b>151.5</b>       |
|   | Feb 4       | Loppet (Split Chain of Lakes and Theodore Wirth RP)   | 3.0                |
|   | Feb 11      | Valentine's Run/Lake Harriet  | 1.2                |
|   | Mar 3       | Minneapoils Polar Bear Plunge/Lake Calhoun  | 2.0                |
|   | Mar 10      | 100% Irish for a Day 5K/Lake Harriet  | 2.5                |



## Table 2: Special event counts for 2012

(Note: these events occurred at times that were specifically not sampled to avoid double-counting)

| Agency/Park   | Date   | Event  | Visits<br>(1,000s) |
|---|--------|--|--------------------|
| <b>MINNEAPOLIS PARK &amp; RECREATION BOARD: continued</b> |        |  |                    |
| <b>Minneapolis Chain-of-Lakes RP, continued</b>           |        |  |                    |
|   | Apr 14 | Runnin' with the Wolves  | 0.3                |
|   | Apr 21 | YMCA 5K  | 0.3                |
|   | Apr 22 | Recycle Run/Lake Harriet   | 0.8                |
|   | Apr 29 | March of Dimes March for Babies  | 1.5                |
|   | May 5  | MPLS Making Great Strides Walk for Cystic Fibrosis   | 1.5                |
|   | May 18 | ASID Showcase Home Tour  | 0.3                |
|   | May 19 | Be the One Run   | 0.3                |
|   | May 19 | Autism 5K Awareness Walk   | 0.9                |
|   | May 25 | Mde Maka SKA Canoe Nations Gathering   | 0.5                |
|   | May 28 | Concert  | 1.0                |
|   | Jun 1  | Concert  | 1.1                |
|   | Jun 1  | Barton School - 8th Grade graduation   | 0.7                |
|   | Jun 2  | Concert  | 0.9                |
|   | Jun 2  | Tour de Cure (Split Chain of Lakes, Minnehaha Pkwy, Minnehaha RP)  | 0.3                |
|   | Jun 3  | Concert  | 0.3                |
|   | Jun 3  | Concert  | 0.5                |
|   | Jun 3  | Outdoor Church Service/LHB   | 0.5                |
|   | Jun 4  | Concert  | 0.4                |
|   | Jun 5  | Concert  | 0.5                |
|   | Jun 6  | Concert  | 0.5                |
|   | Jun 7  | Concert  | 0.8                |
|   | Jun 8  | Concert  | 0.7                |
|   | Jun 9  | Concert  | 0.8                |
|   | Jun 9  | Walker Methodist Run & Walk  | 0.3                |
|   | Jun 10 | Concert  | 0.4                |
|   | Jun 10 | Outdoor Church Service/LHB   | 0.5                |
|   | Jun 11 | Concert  | 0.3                |
|   | Jun 12 | Concert  | 0.5                |
|   | Jun 13 | Concert  | 0.7                |
|   | Jun 15 | Concert  | 0.6                |
|   | Jun 15 | Movie LHB  | 0.8                |
|   | Jun 16 | Concert  | 0.5                |
|   | Jun 16 | Kids Against Hunger Walk/ Lake Calhoun   | 0.6                |
|   | Jun 17 | Concert  | 0.8                |
|   | Jun 17 | Outdoor Church Service/LHB   | 0.5                |
|   | Jun 18 | Concert  | 0.5                |
|   | Jun 21 | Concert  | 0.3                |
|   | Jun 22 | Concert  | 1.2                |
|   | Jun 22 | Movie LHB  | 0.3                |
|   | Jun 23 | Concert  | 1.3                |
|   | Jun 23 | Tri-Loppet (Split Chain of Lakes RP, Theodore Wirth RP)  | 0.2                |
|   | Jun 24 | Concert  | 1.2                |
|   | Jun 24 | BAPS Charities walk  | 0.5                |
|   | Jun 24 | Outdoor Church Service/LHB   | 0.5                |
|   | Jun 25 | Concert  | 1.0                |
|   | Jun 26 | Concert  | 0.9                |
|   | Jun 27 | Concert  | 0.5                |
|   | Jun 28 | Concert  | 0.4                |
|   | Jun 29 | Concert  | 0.6                |
|   | Jun 29 | Movie LHB  | 0.7                |
|   | Jun 30 | Concert  | 1.8                |
|   | Jul 1  | Concert  | 0.3                |
|   | Jul 1  | Concert  | 2.5                |
|   | Jul 1  | Outdoor Church Service/LHB   | 0.5                |
|   | Jul 6  | Movie LHB  | 1.0                |
|   | Jul 7  | Concert  | 2.9                |
|   | Jul 7  | Independence Day Runs  | 1.2                |
|   | Jul 8  | Concert  | 2.1                |
|   | Jul 8  | Outdoor Church Service/LHB   | 0.5                |
|   | Jul 9  | Concert  | 0.5                |
|   | Jul 10 | Concert  | 0.6                |
|   | Jul 11 | Concert  | 0.4                |
|   | Jul 12 | Concert  | 0.4                |
|   | Jul 14 | Concert  | 2.5                |
|   | Jul 14 | Life Time Fitness Triathlon (Split Chain of Lakes RP, Minnehaha Pkwy, Nokomis-Hiawatha RP, Mississippi Gorge RP--Mpls & St Paul) | 0.8                |
|   | Jul 15 | Concert  | 2.2                |
|   | Jul 15 | Outdoor Church Service/LHB   | 0.5                |
|   | Jul 15 | Aquatennial Beach Bash   | 10.0               |
|   | Jul 16 | Concert  | 0.4                |
|   | Jul 17 | Concert  | 0.4                |
|   | Jul 18 | Concert  | 0.5                |
|   | Jul 19 | Concert  | 0.5                |
|   | Jul 19 | Pollinator Party   | 0.8                |

## Table 2: Special event counts for 2012

(Note: these events occurred at times that were specifically not sampled to avoid double-counting)

| Agency/Park   | Date   | Event   | Visits<br>(1,000s) |
|---|--------|---|--------------------|
| <b>MINNEAPOLIS PARK &amp; RECREATION BOARD: continued</b> |        |   |                    |
| <b>Minneapolis Chain of Lakes RP, continued</b>           |        |   |                    |
|   | Jul 20 | Concert   | 1.9                |
|   | Jul 20 | Movie LHB   | 0.9                |
|   | Jul 21 | Concert   | 2.2                |
|   | Jul 22 | Concert   | 1.5                |
|   | Jul 22 | Outdoor Church Service/LHB  | 0.5                |
|   | Jul 24 | Concert   | 0.6                |
|   | Jul 27 | Concert   | 0.7                |
|   | Jul 27 | Movie LHB   | 0.8                |
|   | Jul 28 | Concert   | 2.2                |
|   | Jul 28 | Hagen Financial Advantage 5K Fun Run / Lake Harriet   | 0.5                |
|   | Jul 29 | Concert   | 2.2                |
|   | Jul 29 | Outdoor Church Service/LHB  | 0.5                |
|   | Jul 30 | Concert   | 0.4                |
|   | Jul 30 | Movie LHB   | 0.4                |
|   | Jul 31 | Concert   | 0.3                |
|   | Jul 31 | Movie LHB   | 0.6                |
|   | Aug 1  | Movie LHB   | 0.3                |
|   | Aug 2  | Concert   | 4.5                |
|   | Aug 2  | Movie LHB   | 0.4                |
|   | Aug 3  | Concert   | 2.0                |
|   | Aug 3  | Movie LHB   | 1.6                |
|   | Aug 4  | Concert   | 0.6                |
|   | Aug 4  | Movie LHB   | 0.5                |
|   | Aug 5  | Concert   | 0.8                |
|   | Aug 5  | Movie LHB   | 0.3                |
|   | Aug 5  | Outdoor Church Service/LHB  | 0.5                |
|   | Aug 6  | Concert   | 0.8                |
|   | Aug 7  | Concert   | 0.7                |
|   | Aug 7  | Movie LHB   | 0.3                |
|   | Aug 8  | Concert   | 0.3                |
|   | Aug 8  | Movie LHB   | 0.8                |
|   | Aug 9  | Concert   | 0.4                |
|   | Aug 10 | Concert   | 0.7                |
|   | Aug 10 | Movie LHB   | 1.5                |
|   | Aug 11 | Concert   | 1.9                |
|   | Aug 11 | Emotions in Motions: Run/Walk for Mental Health   | 1.0                |
|   | Aug 12 | Concert   | 0.4                |
|   | Aug 12 | Outdoor Church Service / LHB  | 0.5                |
|   | Aug 13 | Concert   | 0.5                |
|   | Aug 16 | Concert   | 0.8                |
|   | Aug 17 | Concert   | 1.7                |
|   | Aug 17 | Movie LHB   | 1.5                |
|   | Aug 18 | Concert   | 1.5                |
|   | Aug 18 | TC Lung Walk & Run  | 2.0                |
|   | Aug 18 | TCO Joint Jaunt   | 0.4                |
|   | Aug 19 | Concert   | 1.1                |
|   | Aug 19 | Outdoor Church Service/LHB  | 0.5                |
|   | Aug 20 | Concert   | 0.4                |
|   | Aug 21 | Concert   | 0.4                |
|   | Aug 22 | Concert   | 0.3                |
|   | Aug 23 | Concert   | 0.5                |
|   | Aug 24 | Concert   | 2.3                |
|   | Aug 24 | Susan G. Komen 3 Day (Split Chain of Lakes, Mississippi Gorge RP--Mpls & St. Paul)  | 0.7                |
|   | Aug 25 | Concert   | 0.5                |
|   | Aug 25 | Bellyrama   | 0.4                |
|   | Aug 26 | Concert   | 0.9                |
|   | Aug 26 | Wheels of Italy- Calhoun Executive Lot  | 0.5                |
|   | Aug 26 | Outdoor Church Service - LHB  | 0.5                |
|   | Aug 27 | Concert   | 1.2                |
|   | Aug 31 | Concert   | 0.4                |
|   | Sep 1  | Concert   | 1.0                |
|   | Sep 2  | Concert   | 0.5                |
|   | Sep 2  | Outdoor Church Service - LHB  | 0.5                |
|   | Sep 3  | Concert   | 0.4                |
|   | Sep 9  | City of Lakes 25K & 5K  | 0.8                |
|   | Sep 11 | 9-11 Tribute  | 3.0                |
|   | Sep 16 | Minneapolis Bike Tour (Split Central Mississippi Riverfront RP, Chain of Lakes RP, Minnehaha RT, Minnehaha RP, Mississippi Gorge RP, Nokomis- Hiawatha RP, Theodore Wirth RP, Victory/Wirth Memorial RP, Cedar Lake RT) | 0.5                |
|   | Sep 22 | Made in the Shade Walk - Lake Calhoun   | 0.6                |
|   | Sep 23 | Vision Walk - Lake Harriet  | 0.9                |
|   | Sep 30 | Concert Lake Harriet  | 1.0                |
|   | Oct 6  | Deloitte's United Way Challenge   | 0.3                |
|   | Oct 7  | Twin Cities Marathon & TC 10 (Split Chain of Lakes, Nokomis-Hiawatha, Minnehaha Pkwy, Mississippi Gorge--Mpls & St Paul)  | 6.9                |

## Table 2: Special event counts for 2012

(Note: these events occurred at times that were specifically not sampled to avoid double-counting)

| Agency/Park   | Date   | Event   | Visits<br>(1,000s) |
|---|--------|---|--------------------|
| <b>MINNEAPOLIS PARK &amp; RECREATION BOARD: continued</b> |        |   |                    |
| <b>Minneapolis Chain of Lakes RP, continued</b>           |        |   |                    |
|   | Oct 20 | Police Dept. Running With the Law / Lake Harriet  | 0.3                |
|   | Oct 21 | Dream Mile 5K/10K   | 0.3                |
|   | Oct 27 | Team Ortho Monster Dash & Half Marathon   | 1.5                |
|   | Nov 22 | Drumstick Dash - Lake Harriet   | 0.9                |
|   | Dec 1  | Reindeer Run  | 3.0                |
| <b>Minnehaha Parkway RT</b>                               |        | <b>TOTAL</b>  | <b>11.7</b>        |
|   | May 5  | Cinco de Mayo 5 Mile  | 0.3                |
|   | Jun 2  | Tour de Cure (Split Chain of Lakes, Minnehaha Pkwy, Minnehaha RP)   | 0.3                |
|   | Jun 3  | Minneapolis Marathon (Split Central Mississippi RP, Mississippi Gorge RP, Minnehaha Pkwy RT)  | 1.6                |
|   | Jul 14 | Triathlon (Split Chain of Lakes RP, Minnehaha Pkwy, Nokomis-Hiawatha RP, Mississippi Gorge RP--Mpls & St Paul)  | 0.8                |
|   | Aug 12 | YWCA Women's Triathlon (Split Nokomis, Minnehaha RT, Mississippi Gorge RP)  | 0.4                |
|   | Aug 12 | MPRB Peace Games  | 1.0                |
|   | Sep 16 | Minneapolis Bike Tour (Split Central Mississippi Riverfront RP, Chain of Lakes RP, Minnehaha RT, Minnehaha RP, Mississippi Gorge RP, Nokomis- Hiawatha RP, Theodore Wirth RP, Victory/Wirth Memorial RP, Cedar Lake RT) | 0.5                |
|   | Oct 7  | Twin Cities Marathon & TC 10 (Split Chain of Lakes, Nokomis-Hiawatha, Minnehaha Pkwy, Mississippi Gorge--Mpls & St Paul)  | 6.9                |
| <b>Minnehaha RP</b>                                       |        | <b>TOTAL</b>  | <b>24.6</b>        |
|   | Apr 28 | Get In Gear 10K & 2K Run/Walk (SplitMinnehaha RP & Mississippi Gorge RP--Mpls & St. Paul)   | 3.0                |
|   | May 6  | Walk MS (Split Minnehaha RP & Mississippi Gorge RP--Mpls & St. Paul)  | 2.5                |
|   | May 20 | AIDS Walk (Split Minnehaha RP & Mississippi Gorge RP--Mpls & St. Paul)  | 1.5                |
|   | Jun 2  | Tour de Cure (Split Chain of Lakes, Minnehaha Pkwy, Minnehaha RP)   | 0.3                |
|   | Jun 7  | Concert   | 2.0                |
|   | Jun 8  | Concert   | 0.4                |
|   | Jun 10 | Outdoor Church Service - Falls Bandstand  | 0.5                |
|   | Jun 16 | World Refugee Day   | 0.4                |
|   | Jun 17 | Outdoor Church Service Falls Bandstand  | 0.5                |
|   | Jun 22 | Concert   | 0.3                |
|   | Jun 24 | Svenskarnas Dag   | 1.5                |
|   | Jul 1  | Outdoor Church Service Falls Bandstand  | 0.5                |
|   | Jul 8  | Norway Days   | 0.8                |
|   | Jul 12 | Concert   | 0.4                |
|   | Jul 15 | Outdoor Church Service Falls Bandstand  | 0.5                |
|   | Jul 22 | Outdoor Church Service Falls Bandstand  | 0.5                |
|   | Jul 26 | Concert   | 0.4                |
|   | Jul 29 | Outdoor Church Service Falls Bandstand  | 0.5                |
|   | Aug 5  | Outdoor Church Service Falls Bandstand  | 0.5                |
|   | Aug 12 | Outdoor Church Service Falls Bandstand  | 0.5                |
|   | Aug 16 | Picnic Rec Plus   | 0.4                |
|   | Aug 18 | Picnic IBEW292  | 0.9                |
|   | Aug 19 | Outdoor Church Service Falls Bandstand  | 0.5                |
|   | Aug 26 | Outdoor Church Service Falls Bandstand  | 0.5                |
|   | Sep 2  | Outdoor Church Service Falls Bandstand  | 0.5                |
|   | Sep 3  | Concert   | 3.0                |
|   | Sep 8  | Twin Cities Pagan Pride Festival  | 0.5                |
|   | Sep 16 | Minneapolis Bike Tour (Split Central Mississippi Riverfront RP, Chain of Lakes RP, Minnehaha RT, Minnehaha RP, Mississippi Gorge RP, Nokomis- Hiawatha RP, Theodore Wirth RP, Victory/Wirth Memorial RP, Cedar Lake RT) | 0.5                |
|   | Sep 22 | NAMI Walk (Split Minnehaha RP, Mississippi Gorge RP)  | 0.4                |
| <b>Mississippi Gorge RP</b>                               |        | <b>TOTAL</b>  | <b>24.1</b>        |
|   | Apr 14 | Goldy's Run (10 Mile)   | 1.5                |
|   | Apr 28 | Get In Gear 10K & 2K Run/Walk (Split Minnehaha RP & Mississippi Gorge RP--Mpls & St. Paul)  | 3.0                |
|   | May 6  | Walk MS (Split Minnehaha RP & Mississippi Gorge RP--Mpls & St. Paul)  | 2.5                |
|   | May 20 | AIDS Walk (Split Minnehaha RP & Mississippi Gorge RP--Mpls & St. Paul)  | 1.5                |
|   | Jun 3  | Minneapolis Marathon (Split Central Mississippi RP, Mississippi Gorge RP, Minnehaha Pkwy RT)  | 1.6                |
|   | Jul 14 | Lifetime Triathlon (Split Chain of Lakes RP, Minnehaha Pkwy, Nokomis-Hiawatha RP, Mississippi Gorge RP--Mpls & St Paul)   | 0.8                |
|   | Aug 4  | Seward Coop's 40th Anniversary Celebration  | 0.3                |
|   | Aug 12 | YWCA Women's Triathlon (Split Nokomis, Minnehaha RT, Mississippi Gorge RP--Mpls & St. Paul)   | 0.4                |
|   | Aug 18 | Ragnar Relay  | 3.0                |
|   | Aug 24 | Susan G. Komen 3 Day (Split Chain of Lakes, Mississippi Gorge RP--Mpls & St Paul)   | 0.7                |
|   | Aug 26 | Minneapolis Dualthon - (Split Central Mississippi RP, Mississippi Gorge RP)   | 1.0                |

## Table 2: Special event counts for 2012

(Note: these events occurred at times that were specifically not sampled to avoid double-counting)

| Agency/Park   | Date           | Event   | Visits<br>(1,000s) |
|---|----------------|---|--------------------|
| <b>MINNEAPOLIS PARK &amp; RECREATION BOARD: continued</b> |                |   |                    |
| <b>Mississippi Gorge RP, continued</b>                    |                |   |                    |
|   | Sep 16         | Minneapolis Bike Tour (Split Central Mississippi Riverfront RP, Chain of Lakes RP, Minnehaha RT, Minnehaha RP, Mississippi Gorge RP, Nokomis- Hiawatha RP, Theodore Wirth RP, Victory/Wirth Memorial RP, Cedar Lake RT) | 0.5                |
|   | Sep 22         | NAMI Walk (Split Minnehaha RP, Mississippi Gorge RP)  | 0.4                |
|   | Oct 7          | Twin Cities Marathon & TC 10 (Split Chain of Lakes, Central Mississippi, Nokomis-Hiawatha, Minnehaha Pkwy, Mississippi Gorge--Mpls & St Paul)   | 6.9                |
| <b>Northeast Diagonal RT</b>                              |                | <b>None</b>   | -                  |
| <b>Nokomis-Hiawatha RP</b>                                |                | <b>TOTAL</b>  | <b>42.5</b>        |
|   | Jan 27         | Pond Hockey   | 20.0               |
|   | May 5          | Cinco de Mayo 5 Mile  | 0.3                |
|   | May 19         | Adopt Walk  | 0.3                |
|   | May 28         | Brian Craft 5K / Nokomis  | 0.6                |
|   | Jun 2          | Lymphoma Walk   | 0.5                |
|   | Jun 17         | Viking Gridiron Gallup  | 0.5                |
|   | Jun 23         | Delta Scholarship 5K  | 0.3                |
|   | Jun 30         | Walk/Run for Life   | 0.3                |
|   | Jul 8          | Lienenkugel/REI Park Event  | 0.3                |
|   | Jul 14         | Triathlon (Split Chain of Lakes RP, Minnehaha Pkwy, Nokomis-Hiawatha RP, Mississippi Gorge RP--Mpls & St Paul)  | 0.8                |
|   | Aug 4          | MiracleKids Triathlon   | 0.5                |
|   | Aug 12         |   | 0.4                |
|   |                | YWCA Women's Triathlon (Split Nokomis, Minnehaha RT, Mississippi Gorge RP)  |                    |
|   | Sep 7          | Monarch Festival and 5K   | 8.0                |
|   | Sep 15         | Bolder Options Bolder Dash  | 0.5                |
|   | Sep 16         | Minneapolis Bike Tour (Split Central Mississippi Riverfront RP, Chain of Lakes RP, Minnehaha RT, Minnehaha RP, Mississippi Gorge RP, Nokomis- Hiawatha RP, Theodore Wirth RP, Victory/Wirth Memorial RP, Cedar Lake RT) | 0.5                |
|   | Oct 7          | Twin Cities Marathon & TC 10 (Split Chain of Lakes, Nokomis-Hiawatha, Minnehaha Pkwy, Mississippi Gorge--Mpls & St Paul)  | 6.9                |
|   | Oct 13         | Making Strides Against Breast Cancer Walk   | 1.5                |
|   | Oct 20         | Chloe's Fight   | 0.3                |
| <b>North Mississippi RP</b>                               |                | <b>TOTAL</b>  | <b>4.4</b>         |
|   | Jun 9          | Accessibility, Inc. - Rollin Along the River  | 0.5                |
|   | Jun 19         | Juneteenth  | 2.0                |
|   | Jul 14         | Picnic Chet Earl  | 0.3                |
|   | Aug 5          | Picnic Blueeth Cameron  | 0.5                |
|   | Sep 9          | Picnic Plumber Union  | 0.8                |
|   | Sep 29         | Sajai Foundation Amazing Walk   | 0.3                |
| <b>Ridgeway Parkway RT</b>                                |                | <b>None</b>   | -                  |
| <b>St. Anthony Parkway RT</b>                             |                | <b>None</b>   | -                  |
| <b>Shingle Creek RT</b>                                   |                | <b>None</b>   | -                  |
| <b>Theodore Wirth RP</b>                                  |                | <b>TOTAL</b>  | <b>6.1</b>         |
|   | Feb 4          | Loppet (Split Chain of Lakes and Theodore Wirth RP)   | 3.0                |
|   | May 5          | Walk for Animals (Split Theodore Wirth RP and Wirth Parkway RT)   | 1.5                |
|   | Jun 23         | Tri-Loppet (Split Chain of Lakes RP, Theodore Wirth RP)   | 0.2                |
|   | Sep 15         | Dave Ryan's Special Olympics 5K   | 0.6                |
|   | Sep 16         | Minneapolis Bike Tour (Split Central Mississippi Riverfront RP, Chain of Lakes RP, Minnehaha RT, Minnehaha RP, Mississippi Gorge RP, Nokomis- Hiawatha RP, Theodore Wirth RP, Victory/Wirth Memorial RP, Cedar Lake RT) | 0.5                |
|   | Sep 22         | Trail Loppet  | 0.3                |
| <b>Victory Memorial (Wirth) Parkway RT</b>                |                | <b>TOTAL</b>  | <b>3.7</b>         |
|   | May 5          | Walk for Animals (Split Theodore Wirth RP and Wirth Parkway RT)   | 1.5                |
|   | Aug 9          | Movie   | 0.3                |
|   | Sep 3          | MDRA Victory Races  | 0.8                |
|   | Sep 15         | Dave Ryan's Special Olympics 5K   | 0.6                |
|   | Sep 16         | Minneapolis Bike Tour (Split Central Mississippi Riverfront RP, Chain of Lakes RP, Minnehaha RT, Minnehaha RP, Mississippi Gorge RP, Nokomis- Hiawatha RP, Theodore Wirth RP, Victory/Wirth Memorial RP, Cedar Lake RT) | 0.5                |
| <b>RAMSEY COUNTY:</b>                                     |                |   |                    |
| <b>Bald Eagle-Otter Lakes RP</b>                          |                | <b>TOTAL</b>  | <b>82.8</b>        |
|   | Apr 7          | Tri Fitness   | 0.4                |
|   | May 12         | Northern Lakes Run  | 0.4                |
|   | Jun 10         | MS Bike Ride (Split Bald Eagle-Otter Lakes RP and Birch Lake RT)  | 1.5                |
|   | Sep 15         | Special Olympics Run  | 0.4                |
|   | Feb 1 - Dec 31 | TNC Nature Play Area only   | 26.5               |



## Table 2: Special event counts for 2012

(Note: these events occurred at times that were specifically not sampled to avoid double-counting)

| Agency/Park                                 | Date          | Event   | Visits<br>(1,000s) |
|---|---------------|---|--------------------|
| <b>RAMSEY COUNTY: continued</b>             |               |   |                    |
| <b>Bald Eagle-Otter Lakes RP, continued</b> |               |   |                    |
|   | Year Long     | Tamarack Nature - Formal program attendee (including nature pre-school, ECCE, Special events and volunteers)  | 53.7               |
| <b>Battle Creek RP</b>                      |               | <b>TOTAL</b>  | <b>8.5</b>         |
|   | May 3         | Battle Creek Middle School  | 0.3                |
|   | Jun 24        | Thao Graduation   | 0.5                |
|   | Jul 3         | TC Bicycle Club   | 0.5                |
|   | Jul 22        | Gatzke Family Picnic  | 0.3                |
|   | Jul 26        | Trebes Inc  | 0.4                |
|   | Aug 2         | 3M  | 0.3                |
|   | Aug 4         | Thao Kue  | 0.5                |
|   | Aug 7         | HealthEast  | 0.5                |
|   | Aug 12        | Amalgamated Transit Union   | 0.5                |
|   | Aug 14        | Par Nuclear   | 0.4                |
|   | Aug 20        | UAW Ford Retirees   | 0.3                |
|   | Aug 26        | Susan G. Komen 3-Day (Split Battle Creek RP, Bruce Vento RT, Grass-Vadnais-Snail Lake RP, Highway 96 RT, Keller RP, Trout Brook RT, and St. Paul's Indian Mounds) | 0.3                |
|   | Aug 25        | St. Paul Plumbers Local 34  | 0.4                |
|   | Aug 26        | Pipefitters Local #455  | 0.3                |
|   | Aug 30        | Tri Metro Cross Country Meet  | 0.4                |
|   | Sep 11        | St Paul Schools   | 0.5                |
|   | Sep 25        | St Paul Schools   | 0.5                |
|   | Sep 29        | South Metro Human Services  | 0.5                |
|   | Oct 17        | Tri Metro Cross Country Meet  | 0.4                |
|   | Oct 25        | Minnehaha Academy   | 0.4                |
|   | Winter Months | SISU Nordic Ski Club  | 0.3                |
|   | Winter Months | District Schools XCC Ski tournaments  | 0.3                |
| <b>Birch Lake RT</b>                        |               | <b>TOTAL</b>  | <b>1.5</b>         |
|   | Jun 10        | MS Bike Ride (Split Bald Eagle-Otter Lakes RP and Birch Lake RT)  | 1.5                |
| <b>Bruce Vento RT</b>                       |               | <b>TOTAL</b>  | <b>0.3</b>         |
|   | Aug 26        | Susan G. Komen 3-Day (Split Battle Creek RP, Bruce Vento RT, Grass-Vadnais-Snail Lake RP, Highway 96 RT, Keller RP, Trout Brook RT, and St. Paul's Indian Mounds) | 0.3                |
| <b>Grass-Vadnais-Snail Lake RP</b>          |               | <b>TOTAL</b>  | <b>0.6</b>         |
|   | Aug 26        | Susan G. Komen 3-Day (Split Battle Creek RP, Bruce Vento RT, Grass-Vadnais-Snail Lake RP, Highway 96 RT, Keller RP, Trout Brook RT, and St. Paul's Indian Mounds) | 0.3                |
|   | Sep 15        | Union Gospel Mission Run  | 0.3                |
| <b>Highway 96 RT</b>                        |               | <b>TOTAL</b>  | <b>1.0</b>         |
|   | Aug 18        | Final Stretch   | 0.4                |
|   | Aug 26        | Susan G. Komen 3-Day (Split Battle Creek RP, Bruce Vento RT, Grass-Vadnais-Snail Lake RP, Highway 96 RT, Keller RP, Trout Brook RT, and St. Paul's Indian Mounds) | 0.3                |
|   | Sep 15        | Union Gospel Mission Run  | 0.3                |
| <b>Keller RP</b>                            |               | <b>TOTAL</b>  | <b>0.9</b>         |
|   | May 25        | Recovery Picnic   | 0.3                |
|   | Jul 8         | Hmong Lutheran Church   | 0.3                |
|   | Aug 26        | Susan G. Komen 3-Day (Split Battle Creek RP, Bruce Vento RT, Grass-Vadnais-Snail Lake RP, Highway 96 RT, Keller RP, Trout Brook RT, and St. Paul's Indian Mounds) | 0.3                |
| <b>Long Lake RP</b>                         |               | <b>TOTAL</b>  | <b>27.2</b>        |
|   | Feb 5         | New Brighton Sportsmen's Show   | 0.5                |
|   | May 5         | Northern Voice Race   | 0.3                |
|   | May 25        | Irondale Class Party  | 0.6                |
|   | May 26        | Eritrean Community Center   | 0.4                |
|   | May 27        | David Lo Picnic   | 0.3                |
|   | Jun 1         | Liberty Classic Academy   | 0.3                |
|   | Jun 2         | New Brighton Triathlon  | 0.5                |
|   | Jun 5         | Bethlehem Baptist   | 0.3                |
|   | Jun 8         | Mission Foods   | 0.5                |
|   | Jun 9         | Donatelle Plastics  | 0.4                |
|   | Jun 10        | Cher Yang Picnic  | 0.3                |
|   | Jun 12        | Hmong Academy   | 0.5                |
|   | Jun 13        | Family Picnic   | 0.4                |
|   | Jun 17        | HNP   | 0.3                |
|   | Jun 20        | Bethlehem Baptist   | 0.3                |
|   | Jun 21        | Boston Scientific   | 0.5                |
|   | Jun 27        | Bethlehem Baptist   | 0.3                |
|   | Jun 22        | Mintahoe Picnic   | 0.4                |

## Table 2: Special event counts for 2012

(Note: these events occurred at times that were specifically not sampled to avoid double-counting)

| Agency/Park                                | Date             | Event   | Visits<br>(1,000s) |
|--|------------------|---|--------------------|
| <b>RAMSEY COUNTY: continued</b>            |                  |   |                    |
| <b>Long Lake RP, continued</b>             |                  |   |                    |
|  | Jul 6            | Tibetean Foundation   | 1.5                |
|  | Jul 8            | Family Picnic   | 0.5                |
|  | Jul 15           | Vu Family Picnic  | 0.4                |
|  | Jul 18           | Bethlehem Baptist   | 0.3                |
|  | Jul 19           | General Mills   | 0.6                |
|  | Jul 21           | Yang Family Picnic  | 0.4                |
|  | Jul 25           | Bethlehem Baptist   | 0.3                |
|  | Jul 28           | Iron Workers #512   | 0.5                |
|  | Aug 1            | Bethlehem Baptist   | 0.3                |
|  | Aug 3            | ADS Group   | 0.4                |
|  | Aug 4            | Shinbel Picnic  | 0.5                |
|  | Aug 8            | Bethlehem Baptist   | 0.3                |
|  | Aug 10-12        | Stockyard Days  | 10.0               |
|  | Aug 14           | Par Nuclear   | 0.4                |
|  | Aug 15           | Bethlehem Baptist   | 0.3                |
|  | Aug 15           | Vang Picnic   | 0.5                |
|  | Aug 21           | Medtronic   | 0.4                |
|  | Aug 22           | Bethlehem Baptist   | 0.3                |
|  | Aug 25           | Silvera Run   | 0.4                |
|  | Aug 26           | Lee Picnic  | 0.4                |
|  | Aug 29           | Bethlehem Baptist   | 0.3                |
|  | Sep 2            | Belden Bash   | 0.3                |
|  | Sep 9            | Xiong Picnic  | 0.3                |
|  | Sep 13           | TSI   | 0.4                |
|  | Sep 21           | MSRA  | 0.5                |
| <b>Rice Creek North RT</b>                 |                  | <b>None</b>   | -                  |
| <b>Rice Creek West RT</b>                  |                  | <b>TOTAL</b>  | <b>0.9</b>         |
|  | Aug 25           | Silvera Run   | 0.4                |
|  | Jun 2            | New Brighton Triathlon  | 0.5                |
| <b>Tony Schmidt RP</b>                     |                  | <b>TOTAL</b>  | <b>3.0</b>         |
|  | Sep 17           | Arden Hills Comm Celebration  | 3.0                |
| <b>Trout Brook RT</b>                      |                  | <b>TOTAL</b>  | <b>0.3</b>         |
|  | Aug 26           | Susan G. Komen 3-Day (Split Battle Creek RP, Bruce Vento RT, Grass-Vadnais-Snail Lake RP, Highway 96 RT, Keller RP, Trout Brook RT, and St. Paul's Indian Mounds) | 0.3                |
| <b>CITY OF ST. PAUL:</b>                   |                  |   |                    |
| <b>Bruce Vento RT</b>                      |                  | <b>None</b>   | -                  |
| <b>Cherokee Heights RP</b>                 |                  | <b>None</b>   | -                  |
| <b>Como RP, Zoo &amp; Conservatory SRF</b> |                  | <b>TOTAL</b>  | <b>545.9</b>       |
|  | Year Long        | Como Education events/classes including Lil Explorers   | 25.4               |
|  | Year Long        | Music in the Parks Concert Audiences (larger shows listed below)  | 6.8                |
|  | Winter           | Como Downhill Ski (Enterprise facility) (cc ski meets and lessons)  | 1.3                |
|  | Year Long        | Music under Glass/Groovin' Garden   | 3.6                |
|  | Jan-Feb          | Winter Carnival Events  | 22.9               |
|  | Jan 1            | Noon Year's Celebration   | 2.3                |
|  | Jan 4-April 3    | Hidden World of Bears Bell Museum Exhibit   | 6.2                |
|  | Jan 14-16        | Arctic Blast  | 9.8                |
|  | Jan 28-29        | Gotta Go Gotta Throw  | 1.0                |
|  | Jan 28-29        | Winter Carnival Orchid Show   | 3.3                |
|  | Feb 4-5          | Winter Flower Show  | 2.9                |
|  | Feb 14           | Valentine's at Conservatory   | 0.6                |
|  | Feb 18-20        | Learn' & Leapin   | 12.2               |
|  | Feb 25           | MN Parent Camp Fair   | 1.0                |
|  | March 31-April 1 | Rainforest Revel  | 9.3                |
|  | March 24-25      | Spring Flower Show Opening  | 13.8               |
|  | April 6-May 7    | Fruits of Decay Exhibit   | 3.4                |
|  | Apr 14           | MN Pro Choice - Becky Smith Walk/Run  | 0.3                |
|  | Apr 20-22        | Party for the Planet  | 21.8               |
|  | April 28-29      | Summer Flower Show  | 13.9               |
|  | May 12 & 13      | Mother's Day Bonsai Show  | 7.6                |
|  | May 14           | Police Survivor Resources   | 0.3                |
|  | May 17           | Age Well  | 0.7                |
|  | May 19           | Twin Cities Marathon Kid's Marathon   | 2.0                |
|  | May 20           | Tuberous Sclerosis  | 0.4                |
|  | Jun 2            | TPT Day at Como   | 9.3                |
|  | May 26           | Gingerbread Craft Show  | 1.0                |
|  | May 27           | Gingerbread Craft Show  | 1.0                |
|  | May 28           | Gingerbread Craft Show  | 1.0                |
|  | May 30           | High School Picnic  | 0.3                |

## Table 2: Special event counts for 2012

(Note: these events occurred at times that were specifically not sampled to avoid double-counting)

| Agency/Park               | Date        | Event  | Visits<br>(1,000s) |
|---------------------------|-------------|--|--------------------|
| <b>ST.PAUL: continued</b> |             |  |                    |
| <b>Como RP, continued</b> |             |  |                    |
|                           | June-August | Como Pool Season Attendance  | 90.5               |
|                           | Jun 2       | American Lung Association  | 0.3                |
|                           | Jun 5       | Como Pops  | 0.3                |
|                           | Jun 6       | Q.M.C. Pride Concert   | 0.9                |
|                           | Jun 7       | Community Sch. Of Exc.   | 0.6                |
|                           | Jun 7       | School Picnic  | 0.3                |
|                           | Jun 8       | Como Pool Grand Opening  | 2.5                |
|                           | Jun 8       | Lancer Catering  | 0.3                |
|                           | Jun 12      | Company Picnic   | 0.4                |
|                           | Jun 12      | Calhoun Isles Community Band   | 0.3                |
|                           | Jun 13      | Urban Partnership and Community Development Walk/Run   | 0.5                |
|                           | Jun 14      | Company Picnic   | 0.3                |
|                           | Jun 15      | Medalist Concert Band  | 0.3                |
|                           | Jun 17      | Picnic - Private   | 0.8                |
|                           | Jun 19      | Picnic - Private   | 0.8                |
|                           | Jun 19      | St. Louis Park Community Band  | 0.4                |
|                           | June 16-17  | Edible Garden Celebration  | 21.8               |
|                           | Jun 23      | Lancer Catering  | 0.3                |
|                           | Jun 26      | St. Anthony Civic Orchestra  | 0.3                |
|                           | Jun 27      | Company Picnic   | 0.4                |
|                           | Jun 27      | Brio Brass   | 0.4                |
|                           | Jun 29      | Hmong Freedom Celebration - Lao Family of MN setup   | 2.0                |
|                           | Jun 30      | Hmong Freedom Celebration - Lao Family of MN event   | 42.0               |
|                           | Jul 1       | Hmong Freedom Celebration - Lao Family of MN event   | 45.0               |
|                           | Jul 5       | The Bavarian Musikmeisters   | 0.8                |
|                           | Jul 7       | Rosetown Playhouse   | 0.9                |
|                           | Jul 8       | Rosetown Playhouse   | 0.9                |
|                           | Jul 9       | Rosetown Playhouse   | 0.9                |
|                           | Jul 10      | Beasley's Big Band   | 0.3                |
|                           | Jul 10      | Pops Ensemble Concert  | 0.3                |
|                           | Jul 17      | Preferred One  | 0.3                |
|                           | Jul 14      | Rosetown Playhouse   | 0.9                |
|                           | Jul 15      | Rosetown Playhouse   | 0.9                |
|                           | Jul 16      | Rosetown Playhouse   | 0.9                |
|                           | Jul 19      | Sunset Affair  | 0.5                |
|                           | Jul 23      | Rein in Sarcoma  | 0.8                |
|                           | Jul 20      | South Washington County Community Band   | 0.3                |
|                           | Jul 21      | Hillcrest Community Theater  | 0.5                |
|                           | July 21-22  | ZooOlympics  | 25.1               |
|                           | Jul 22      | Hillcrest Community Theater  | 0.4                |
|                           | Jul 23      | Hillcrest Community Theater  | 0.4                |
|                           | Jul 28      | Hillcrest Community Theater  | 0.4                |
|                           | Jul 29      | Hillcrest Community Theater  | 0.4                |
|                           | Jul 30      | Hillcrest Community Theater  | 0.4                |
|                           | Jul 31      | Lex-Ham Community Band   | 0.3                |
|                           | Aug 3       | Minnesota State Band   | 0.4                |
|                           | Aug 7       | John Phillips Sousa Memorial Band  | 0.8                |
|                           | Aug 7       | Twin Cities Show Chorus  | 0.3                |
|                           | Aug 9       | Epilepsy Foundation  | 0.8                |
|                           | Aug 10      | Minnesota State Band   | 0.4                |
|                           | Aug 14      | Picnic - Gathering   | 0.5                |
|                           | Aug 16      | City Picnic  | 1.0                |
|                           | Aug 16      | Northstar Barbershop Chorus  | 0.7                |
|                           | Aug 18      | Bridge Builders for Kids 5K  | 0.3                |
|                           | Aug 18      | Lancer Catering Picnic   | 0.3                |
|                           | Aug 18      | Minnesota State Band   | 0.5                |
|                           | Aug 19      | Lancer Catering Picnic   | 0.3                |
|                           | Aug 20      | Picnic - Private   | 0.3                |
|                           | Aug 19      | Japanese Lantern Lighting Festival   | 5.9                |
|                           | Aug 21      | Kenwood Symphony Orchestra   | 0.4                |
|                           | Aug 28      | Pops Ensemble Concert Benefit Concert  | 0.4                |
|                           | Aug 29      | Johnny Owen Band   | 0.6                |
|                           | Sep 2       | MS. Minnesota Sr. America Cameo Club   | 0.1                |
|                           | Sept 8      | Family Means Walk for Hope and Healing   | 0.3                |
|                           | Sept 8      | MNVA   | 0.4                |
|                           | Sep 9       | St. Paul Classic Bike Tour (Split Como, Crosby, Indian Mounds, Lilydale, Miss Gorge, Phalen, and Dakota Cty. Mississippi River RT) | 1.0                |
|                           | Sep 9       | Company Picnic   | 0.3                |
|                           | Sep 10      | Company Picnic   | 0.7                |
|                           | Sept 8-9    | General Mills Fitness Weekend  | 23.8               |
|                           | Sep 22      | Brain Injury Association Walk  | 1.0                |
|                           | Sep 29      | Camp Odayin Walk/Run   | 0.7                |
|                           | Sep 30      | Down Syndrome Assoc. Walk/Run  | 8.5                |
|                           | Oct 14      | American Foundation For Suicide Prevention Walk/Run  | 2.0                |
|                           | Oct 6       | MN Parent Education Resource Fair  | 1.0                |

## Table 2: Special event counts for 2012

(Note: these events occurred at times that were specifically not sampled to avoid double-counting)

| Agency/Park                        | Date             | Event   | Visits<br>(1,000s) |
|------------------------------------|------------------|---|--------------------|
| <b>ST.PAUL: continued</b>          |                  |   |                    |
| <b>Como RP, continued</b>          |                  |   |                    |
|                                    | Oct 6-7          | Fall Flower Show  | 4.9                |
|                                    | Oct 13-14        | Harvest Festival  | 6.8                |
|                                    | Oct 20-21, 26-28 | Zoo Boo (5 days)  | 17.0               |
|                                    | Nov 3-4          | Books & Beasts  | 6.4                |
|                                    | Nov 11           | Wedding Showcase Open House   | 0.3                |
|                                    | Nov 5-11         | Ikebana Show  | 6.8                |
|                                    | Nov 18           | The Sporting Life Walk/Run  | 0.3                |
|                                    | Nov 22           | Giving Thanks 5K Walk/Run   | 0.7                |
|                                    | Nov 29           | Bouquets Wine Tasting   | 0.5                |
|                                    | Dec 1-2          | Holiday Flower Show   | 5.7                |
|                                    | Dec 4-5          | Craft Show  | 4.8                |
|                                    | Dec 31           | Noon Year's Eve   | 4.6                |
| <b>Hidden Falls-Crosby Farm RP</b> |                  |   |                    |
|                                    | Aug 18           | Ragnar Relay  | 0.4                |
|                                    | Sep 9            | St. Paul Classic Bike Tour (Split Como, Crosby, Indian Mounds, Lilydale, Miss Gorge, Phalen, and Dakota Cty. Mississippi River RT)                                | 1.0                |
|                                    | Oct 15-31        | BareBones Performance   | 8.0                |
| <b>Indian Mounds RP</b>            |                  |   |                    |
|                                    | Jul 4            | Fireworks audience gathering spot   | 2.0                |
|                                    | Aug 26           | Susan G. Komen 3-Day (Split Battle Creek RP, Bruce Vento RT, Grass-Vadnais-Snail Lake RP, Highway 96 RT, Keller RP, Trout Brook RT, and St. Paul's Indian Mounds) | 0.3                |
|                                    | Sep 9            | St. Paul Classic Bike Tour (Split Como, Crosby, Indian Mounds, Lilydale, Miss Gorge, Phalen, and Dakota Cty. Mississippi River RT)                                | 1.0                |
| <b>Lilydale-Harriet Island RP</b>  |                  |   |                    |
|                                    | Year Long        | Padelford Park Excursions   | 95.1               |
|                                    | Year Long        | Wigington Pavilion Private Events   | 23.7               |
|                                    | Year Long        | Other Private Events  | 4.4                |
|                                    | Year Long        | Walk/Runs under 1,000 Pple  | 2.4                |
|                                    | Year Long        | Music/Movies in the park  | 1.2                |
|                                    | April 21-23      | Wishes in the Sky   | 1.0                |
|                                    | Apr 28           | EcoArts Festival  | 1.5                |
|                                    | Jun 3            | Crohns and Colitis Fundraiser   | 1.5                |
|                                    | Jun 23           | River's Edge Music Festival   | 40.0               |
|                                    | Aug 18           | Ragnar Relay  | 0.4                |
|                                    | Aug 29           | Time To Fly   | 5.0                |
|                                    | Aug 3            | Inline Marathon   | 8.0                |
|                                    | Aug 10           | Irish Fair  | 75.0               |
|                                    | Sep 1            | Women Rock! Marathon  | 5.0                |
|                                    | Sep 9            | St. Paul Classic Bike Tour (Split Como, Crosby, Indian Mounds, Lilydale, Miss Gorge, Phalen, and Dakota Cty. Mississippi River RT)                                | 1.0                |
|                                    | Sep 16           | Bark and Rec Day  | 0.5                |
|                                    | Sep 21           | Festa Italiana  | 30.0               |
|                                    | Oct 7            | Walk for Hope   | 2.0                |
|                                    | Oct 20           | Midwest Animal Rescue   | 0.3                |
|                                    | Oct 27           | Monster Dash  | 10.0               |
|                                    | Oct 30           | Schools Fossil Hunt   | 0.4                |
| <b>Mississippi Gorge RP</b>        |                  |   |                    |
|                                    | Jan 1            | Ortho Foundation Polar Dash   | 3.0                |
|                                    | Mar 17           | Ortho Foundation Get Lucky Walk/Run   | 2.5                |
|                                    | Apr 14           | Podium Sports Marketing Walk/Run  | 1.2                |
|                                    | Apr 28           | Get In Gear 10K & 2K Run/Walk (Split Minnehaha RP & Mississippi Gorge RP--Mpls & St. Paul)  | 3.0                |
|                                    | May 6            | Walk MS (Split Minnehaha RP & Mississippi Gorge RP--Mpls & St. Paul)  | 2.5                |
|                                    | May 20           | AIDS Walk (Split Minnehaha RP & Mississippi Gorge RP--Mpls & St. Paul)  | 1.5                |
|                                    | Jun 13           | Nature Valley   | 5.0                |
|                                    | Jun 30           | MS Society Challenge Walk/Run   | 0.3                |
|                                    | Jul 1            | MS Society Challenge Walk/Run   | 0.3                |
|                                    | Jul 14           | Lifetime Triathlon (Split Chain of Lakes RP, Minnehaha Pkwy, Nokomis-Hiawatha RP, Mississippi Gorge RP--Mpls & St Paul)   | 0.8                |
|                                    | Aug 12           | YWCA Women's Triathlon (Split Nokomis, Minnehaha RT, Mississippi Gorge RP--Mpls & St. Paul)   | 0.4                |
|                                    | Aug 18           | SRO Productions - Night Owl Classic   | 0.8                |
|                                    | Aug 24           | Susan G. Komen 3 Day (Split Chain of Lakes, Mississippi Gorge RP--Mpls & St. Paul)  | 0.7                |
|                                    | Sep 1            | Ortho Foundation Walk/Run   | 5.0                |
|                                    | Sep 9            | St. Paul Classic Bike Tour (Split Como, Crosby, Indian Mounds, Lilydale, Miss Gorge, Phalen, and Dakota Cty. Mississippi River RT)                                | 1.0                |
|                                    | Sep 15           | Life Time Run   | 0.3                |
|                                    | Sep 23           | Anderson Race Management Walk/Run   | 1.6                |
|                                    | Oct 7            | Twin Cities Marathon (Split Chain of Lakes, Nokomis-Hiawatha, Minnehaha Pkwy, Mississippi Gorge--Mpls & St Paul)  | 6.9                |



## Table 2: Special event counts for 2012

(Note: these events occurred at times that were specifically not sampled to avoid double-counting)

| Agency/Park                                 | Date              | Event  | Visits<br>(1,000s) |
|---|-------------------|--|--------------------|
| <b>ST. PAUL: continued</b>                  |                   |  |                    |
| <b>Mississippi Gorge, continued</b>         |                   |  |                    |
|   | Oct 27            | Team Ortho Monster Dash  | 10.0               |
| <b>Phalen RP</b>                            |                   |  |                    |
|   |                   | <b>TOTAL</b>   | <b>52.8</b>        |
|   | Apr 7             | Final Streach-Walk/Run   | 0.5                |
|   | Apr 29            | March of Dimes - March For Babies  | 1.5                |
|   | May 5             | Company Picnic   | 0.5                |
|   | May 12            | Friends of Fana  | 0.3                |
|   | May 19            | Musella Foundation Walk/Run  | 0.5                |
|   | May 26            | Community of Peace   | 0.3                |
|   | Jun 1             | Ramsey County Watershed - Waterfest  | 2.0                |
|   | Jun 2             | Ramsey County Watershed - Waterfest  | 2.0                |
|   | Jun 3             | Charlie & the Good Times   | 0.0                |
|   | Jun 3             | School Picnic  | 0.3                |
|   | Jun 9             | Memorial Walk  | 0.4                |
|   | Jun 10            | Blue Stratum   | 0.0                |
|   | Jun 20            | Company Picnic   | 0.3                |
|   | Jun 21            | Minnesota Sinfonia   | 0.3                |
|   | Jul 5             | Eastside Arts Council's Thur. Night Live   | 0.0                |
|   | Jul 12            | Eastside Arts Council's Thur. Night Live   | 0.1                |
|   | Jul 13            | Dragon Festival  | 5.0                |
|   | Jul 14            | Dragon Festival  | 5.0                |
|   | Jul 15            | Dragon Festival  | 5.0                |
|   | Jul 28            | Company Picnic   | 0.4                |
|   | Jul 29            | Rockin East Side 5K  | 0.3                |
|   | Aug 8             | Summer Camp  | 0.3                |
|   | Aug 11            | Union Picnic   | 0.4                |
|   | Aug 19            | Vacation Sports Front Runner   | 1.0                |
|   | Aug 31            | Wedding - Private  | 0.3                |
|   | Sep 1             | Our Redeemer Run   | 0.3                |
|   | Sep 8             | CureSearch For Childrens Cancer Walk/Run   | 0.9                |
|   | Sep 9             | St. Paul Classic Bike Tour (Split Como, Crosby, Indian Mounds, Lilydale, Miss Gorge, Phalen, and Dakota Cty. Mississippi River RT) | 1.0                |
|   | Sep 22            | Gathering - Private  | 0.5                |
|   | Sep 29            | Ethiopian Bonfire  | 1.0                |
|   | Sep 30            | MMRF Foundation  | 1.0                |
|   | Oct 13            | ALS Association Walk/Run   | 1.0                |
|   | Oct 20            | NROTC University of MN 5/10K Run   | 0.5                |
|   | Nov. 30 - Dec. 31 | Holiday Lights in the Park   | 20.0               |
| <b>Samuel Morgan RT</b>                     |                   |  |                    |
|   |                   | <b>None</b>  | <b>-</b>           |
| <b>SCOTT COUNTY:</b>                        |                   |  |                    |
| <b>Cedar Lake Farm RP</b>                   |                   |  |                    |
|   |                   | <b>TOTAL</b>   | <b>2.9</b>         |
|   | Jun 24            | Catholic United  | 0.5                |
|   | Jun 28            | Scott Watershed Management Organization  | 0.3                |
|   | Jul 20            | Tractor Show   | 0.5                |
|   | Jul 21            | Tractor Show   | 0.5                |
|   | Jul 21            | Mid Summer Festival  | 0.5                |
|   | Jul 22            | Tractor Show   | 0.5                |
|   | Year Long         | Formal programs  | 0.1                |
| <b>Scott County RT</b>                      |                   |  |                    |
|   |                   | <b>None</b>  | <b>-</b>           |
| <b>THREE RIVERS SCOTT COUNTY:</b>           |                   |  |                    |
| <b>Cleary Lake RP</b>                       |                   |  |                    |
|   |                   | <b>TOTAL</b>   | <b>2.9</b>         |
|   | Winter            | Snowmobile trail use   | 0.6                |
|   | Year Long         | Formal program visits not counted in regular sample and not part of other special events   | 1.1                |
|   | School Year       | School groups @ park   | 1.2                |
| <b>Murphy-Hanrehan PR</b>                   |                   |  |                    |
|   |                   | <b>TOTAL</b>   | <b>0.7</b>         |
|   | Winter            | Snowmobile trail use   | 0.5                |
| <b>THREE RIVERS SCOTT COUNTY: continued</b> |                   |  |                    |
| <b>Murphy-Hanrehan PR, continued</b>        |                   |  |                    |
|   | Year Long         | Formal program visits not counted in regular sample and not part of other special events   | 0.2                |
| <b>THREE RIVERS PARK DISTRICT:</b>          |                   |  |                    |
| <b>Baker PR</b>                             |                   |  |                    |
|   |                   | <b>TOTAL</b>   | <b>15.8</b>        |
|   | Oct 20            | Baker Boo  | 0.6                |
|   | Oct 21            | Baker Boo  | 0.6                |
|   | Year Long         | Formal program visits not counted in regular sample and not part of other special events   | 2.2                |
|   | School Year       | School groups @ Near-Wilderness Center   | 12.5               |
| <b>Bassett Creek RT</b>                     |                   |  |                    |
|   |                   | <b>None</b>  | <b>-</b>           |

## Table 2: Special event counts for 2012

(Note: these events occurred at times that were specifically not sampled to avoid double-counting)

| Agency/Park                                  | Date | Event   | Visits<br>(1,000s) |
|--|------|---|--------------------|
| <b>THREE RIVERS PARK DISTRICT: continued</b> |      |   |                    |
| <b>Bryant Lake RP</b>                        |      | <b>TOTAL</b>  | <b>0.6</b>         |
| Year Long                                    |      | Formal program visits not counted in regular sample and not part of other special events        | 0.6                |
| <b>Carver PR</b>                             |      | <b>TOTAL</b>  | <b>22.7</b>        |
| Winter                                       |      | Snowmobile trail use  | 0.3                |
| Apr 6  |      | Spring Eggstravaganza   | 0.4                |
| Year Long                                    |      | Formal program visits not counted in regular sample and not part of other special events        | 8.7                |
| School Year                                  |      | School groups @ nature center   | 13.3               |
| <b>Cedar Lake RT</b>                         |      | <b>None</b>   | -                  |
| <b>Clifton French RP</b>                     |      | <b>TOTAL</b>  | <b>10.8</b>        |
| Aug 22                                       |      | Endless Summer 5k-Race  | 0.4                |
| Sep 8  |      | Lupus Foundation 5k-Race  | 0.5                |
| Sep 15                                       |      | Adult Congenital Heart Association-Race   | 0.5                |
| Year Long                                    |      | Formal program visits not counted in regular sample and not part of other special events        | 4.3                |
| School Year                                  |      | School groups @ visitor center  | 5.1                |
| <b>Coon Rapids Dam RP</b>                    |      | <b>TOTAL</b>  | <b>8.7</b>         |
| Year Long                                    |      | Formal program visits not counted in regular sample and not part of other special events        | 2.6                |
| School Year                                  |      | School groups @ visitor center  | 6.1                |
| <b>Crow-Hassan PR</b>                        |      | <b>TOTAL</b>  | <b>0.1</b>         |
| Winter                                       |      | Snowmobile trail use  | 0.1                |
| <b>Dakota Rail RT</b>                        |      | <b>None</b>   | <b>0.9</b>         |
| Aug 4  |      | Tour de Tonka (Split Dakota Rail RT, Lake Minnetonka LRT RT, and Minnesota River Bluffs LRT RT) | 0.9                |
| <b>Eagle Lake RP</b>                         |      | <b>None</b>   | <b>0.1</b>         |
| Year Long                                    |      | Formal program visits not counted in regular sample and not part of other special events        | 0.1                |
| <b>Elm Creek PR</b>                          |      | <b>TOTAL</b>  | <b>135.7</b>       |
| Winter                                       |      | Snowmobile trail use  | 0.2                |
| Winter                                       |      | Winter Recreation area (manufactured snow area)   | 123.5              |
| Jun 9  |      | Parnassus Prep  | 0.3                |
| Jun 17                                       |      | Chang-Picnic  | 0.5                |
| Jun 24                                       |      | IUOE Local 49-Picnic  | 0.3                |
| Aug 5  |      | Grace Fellowship-Picnic   | 0.3                |
| Aug 12                                       |      | Subway Restaurants-Picnic   | 0.3                |
| Aug 18                                       |      | ISD 279 Kids Stop-Picnic  | 0.3                |
| Aug 24                                       |      | ISD 279 Maple Grove-Race  | 0.3                |
| Aug 26                                       |      | Parnassus Prep  | 0.3                |
| Sep 15                                       |      | Purple Ride-Race  | 1.0                |
| Sep 22                                       |      | District 279 Foundation-Picnic  | 0.3                |
| Sep 27                                       |      | Parnassus Prep  | 0.3                |
| Sep 29                                       |      | Parnassus Prep  | 0.3                |
| Oct 13                                       |      | Autumn Woods Classic-Race   | 2.0                |
| Oct 14                                       |      | Eastman Nature Center   |                    |
| Oct 27                                       |      | Parnassus Prep  | 0.3                |
| Year Long                                    |      | Formal program visits not counted in regular sample and not part of other special events        | 1.7                |
| School Year                                  |      | School groups @ nature center   | 3.5                |
| <b>Fish Lake RP</b>                          |      | <b>None</b>   | <b>8.1</b>         |
| Year Long                                    |      | Formal program visits not counted in regular sample and not part of other special events        | 3.5                |
| School Year                                  |      | School groups @ park  | 4.5                |
| <b>Gale Woods Farm</b>                       |      | <b>TOTAL</b>  | <b>26.5</b>        |
| May 19                                       |      | Rubino-Reception  | 0.3                |
| Jun 9  |      | Lavesque-Reception  | 0.3                |
| Jun 30                                       |      | Olson-Reception   | 0.3                |
| Jul 1  |      | Foy-Reception   | 0.3                |
| Jul 7  |      | Butler-Reception  | 0.3                |
| Jul 27                                       |      | Shilda-Reception  | 0.3                |
| Aug 3  |      | Stevens-Reception   | 0.3                |
| Aug 24                                       |      | ISD 1 Southwest H.S.-Race   | 0.4                |
| Sep 1  |      | O'Brien-Reception   | 0.3                |
| Sep 20                                       |      | Ridgeview Medial Center-Picnic  | 0.3                |
| Sep 22                                       |      | Durst-Reception   | 0.3                |
| Sep 28                                       |      | Crown College-Race  | 0.3                |

## Table 2: Special event counts for 2012

(Note: these events occurred at times that were specifically not sampled to avoid double-counting)

| Agency/Park                                  | Date        | Event   | Visits<br>(1,000s) |
|--|-------------|---|--------------------|
| <b>THREE RIVERS PARK DISTRICT: continued</b> |             |   |                    |
| <b>Gale Woods Farm, continued</b>            |             |   |                    |
|  | Aug 18      | Breakfast on the Farm-Event   | 0.3                |
|  | Oct 6       | Celebrate the Harvest-Event   | 0.9                |
|  | Oct 7       | Celebrate the Harvest-Event   | 0.7                |
|  | Oct 11      | Lake Conference-Race  | 0.8                |
|  | Year Long   | Formal program visits not counted in regular sample and not part of other special events        | 5.7                |
|  | School Year | School groups @ farm  | 14.6               |
| <b>Hyland Lake PR</b>                        |             | <b>TOTAL</b>  | <b>202.8</b>       |
|  | Winter      | Downhill Ski Area Enterprise Facilities   | 165.7              |
|  | May 5       | Raptor Release  | 2.5                |
|  | Apr 21      | Trail Mix-Race  | 1.0                |
|  | Sep 8       | Target Book Festival  | 8.2                |
|  | Sep 22      | Alzheimers Walk   | 2.0                |
|  | Oct 5       | Chairlift Rides   | 0.4                |
|  | Oct 8       | Chairlift Rides   | 0.6                |
|  | Year Long   | Formal program visits not counted in regular sample and not part of other special events        | 9.9                |
|  | School Year | School groups @ nature center   | 12.5               |
| <b>Lake Independence RT</b>                  |             | <b>None</b>   | -                  |
| <b>Lake Minnetonka RP</b>                    |             | <b>TOTAL</b>  | <b>0.5</b>         |
|  | Year Long   | Formal program visits not counted in regular sample and not part of other special events        | 0.3                |
|  | Winter      | Snowmobile trail use  | 0.3                |
| <b>Lake Minnetonka Islands</b>               |             | <b>None</b>   | -                  |
| <b>Lake Minnetonka LRT RT</b>                |             | <b>TOTAL</b>  | <b>3.7</b>         |
|  | May 6       | Lake Minnetonka 1/2 Marathon  | 2.8                |
|  | Aug 4       | Tour de Tonka (Split Dakota Rail RT, Lake Minnetonka LRT RT, and Minnesota River Bluffs LRT RT) | 0.9                |
| <b>Lake Rebecca PR</b>                       |             | <b>TOTAL</b>  | <b>2.8</b>         |
|  | Winter      | Snowmobile trail use  | 0.2                |
|  | May 19      | Blair's Tree of Hope-Race   | 0.5                |
|  | Jun 9       | Liberty Triathlon-Race  | 0.5                |
|  | Jun 23      | US Foods-Picnic   | 0.3                |
|  | Jun 23      | Graunke-Picnic  | 0.3                |
|  | Jul 14      | Local 539 Pipefitters-Picnic  | 0.3                |
|  | Aug 15      | Woodridge Church-Picnic   | 0.3                |
|  | Aug 25      | Miller-Picnic   | 0.3                |
|  | Year Long   | Formal program visits not counted in regular sample and not part of other special events        | 0.1                |
| <b>The Landing SRF</b>                       |             | <b>TOTAL</b>  | <b>21.0</b>        |
|  | Jul 28      | Minnesota River Arts Fair   | 1.8                |
|  | Jul 29      | Minnesota River Arts Fair   | 1.1                |
|  | Oct 20      | Old Fashioned Trick or Treat  | 0.6                |
|  | Dec 21      | Folkways by Candlelight   | 0.4                |
|  | Dec 22      | Folkways of the Holidays  | 0.6                |
|  | Year Long   | Formal program visits not counted in regular sample and not part of other special events        | 8.3                |
|  | School Year | School groups @ park  | 8.4                |
| <b>Luce Line RT</b>                          |             | <b>None</b>   | -                  |
| <b>Medicine Lake RT</b>                      |             | <b>TOTAL</b>  | <b>2.0</b>         |
|  | May 12      | Maple Grove 1/2 Marathon  | 1.5                |
|  | Nov 2       | Boston Scientific-Race  | 0.5                |
| <b>Minnesota River Bluffs LRT RT</b>         |             | <b>TOTAL</b>  | <b>0.9</b>         |
|  | Aug 4       | Tour de Tonka (Split Dakota Rail RT, Lake Minnetonka LRT RT, and Minnesota River Bluffs LRT RT) | 0.9                |
| <b>Noerenberg Gardens SRF</b>                |             | <b>TOTAL</b>  | <b>0.1</b>         |
|  | Year Long   | Formal program visits not counted in regular sample and not part of other special events        | 0.1                |
| <b>North Cedar Lake LRT RT</b>               |             | <b>TOTAL</b>  | <b>1.5</b>         |
|  | Apr 29      | Israeli Independence Walk   | 1.5                |
| <b>North Mississippi RP</b>                  |             | <b>TOTAL</b>  | <b>9.4</b>         |
|  | Year Long   | Formal program visits not counted in regular sample and not part of other special events        | 3.3                |

## Table 2: Special event counts for 2012

(Note: these events occurred at times that were specifically not sampled to avoid double-counting)

| Agency/Park                                  | Date        | Event  | Visits<br>(1,000s) |
|--|-------------|--|--------------------|
| <b>THREE RIVERS PARK DISTRICT: continued</b> |             |  |                    |
| <b>North Mississippi RP, continued</b>       |             |  |                    |
|  | School Year | School groups @ nature center  | 6.1                |
| <b>Northeast Diagonal RT</b>                 |             |  |                    |
|  |             | None   | -                  |
| <b>Rush Creek RT</b>                         |             |  |                    |
|  | Sep 15      | TOTAL<br>Purple Ride   | 1.0<br>1.0         |
| <b>Shingle Creek RT</b>                      |             |  |                    |
|  |             | None   | -                  |
| <b>Silverwood SRF</b>                        |             |  |                    |
|  |             | TOTAL  | 12.6               |
|  | Apr 21      | Columbia Heights HS  | 0.3                |
|  | Jun 29      | Fitzgerald-Reception   | 0.3                |
|  | Jul 12      | Medtox-Picnic  | 0.4                |
|  | Jul 22      | Silverpalooza  | 4.5                |
|  | Aug 5       | CEAP Partnership and Interfaith Action Committee-Walk                                    | 0.5                |
|  | Aug 5       | Summer Concert Series  | 0.4                |
|  | Aug 19      | Summer Concert Series  | 0.4                |
|  | Sep 8       | Lansing-Reception  | 0.3                |
|  | Sep 23      | Walker Fieldtrip   | 0.5                |
|  | Sep 30      | Wedding Fair   | 0.5                |
|  | Oct 12      | Brandanger-Reception   | 0.3                |
|  | Dec 15      | Candy Cane Hunt  | 0.3                |
|  | Year Long   | Formal program visits not counted in regular sample and not part of other special events | 2.7                |
|  | School Year | School groups @ nature center  | 1.2                |
| <b>Twin Lakes RT</b>                         |             |  |                    |
|  |             | None   | -                  |
| <b>WASHINGTON COUNTY:</b>                    |             |  |                    |
| <b>Big Marine Park Reserve</b>               |             |  |                    |
|  |             | TOTAL  | 1.1                |
|  | May 19      | ALS Bike Trek  | 0.6                |
|  | Sep 16      | One Last Tri   | 0.5                |
| <b>Cottage Grove Ravine RP</b>               |             |  |                    |
|  |             | TOTAL  | 1.5                |
|  | Winter      | Snowmobile Use   | 1.5                |
| <b>Hardwood Creek RT</b>                     |             |  |                    |
|  |             | TOTAL  | 3.5                |
|  | Jun 10      | MS 150   | 3.5                |
| <b>Lake Elmo PR</b>                          |             |  |                    |
|  |             | TOTAL  | 10.7               |
|  | May-13      | Oakdale Duathlon   | 0.5                |
|  | Jun-13      | Family Festival  | 1.0                |
|  | Jun-13      | St Paul Hmong  | 0.6                |
|  | Aug-13      | Kao Her  | 0.4                |
|  | Aug-13      | Shoua Vang   | 0.4                |
|  | Aug-13      | Vamyajzt   | 0.4                |
|  | Sep-11      | Bluegrass Festival   | 4.0                |
|  | Sep-13      | Long Yang  | 1.0                |
|  | Sep-13      | Long Yang  | 1.0                |
|  | Winter      | Snowmobile use   | 1.5                |
| <b>Pine Point Park RP</b>                    |             |  |                    |
|  |             | TOTAL  | 1.0                |
|  | May 12      | 6/4 pm Bike MS Sam's Club TC Ride  | 1.0                |
| <b>Square Lake SRF</b>                       |             |  |                    |
|  |             | TOTAL  | 2.6                |
|  | Jul 21      | Stillwater 12 Race   | 1.5                |
|  | Sep 8       | Triathlon  | 0.5                |
|  | Sep 9       | Triathlon  | 0.3                |
|  | Oct 20      | Stillwater Lift Bridge 10 Mile   | 0.3                |
| <b>St. Croix Bluffs RP</b>                   |             |  |                    |
|  |             | TOTAL  | 3.6                |
|  | May 20      | Apple Blossom Run  | 0.6                |
|  | Jun 23      | Yang Family  | 0.3                |
| <b>St. Croix Bluffs RP, continued</b>        |             |  |                    |
|  | Jul 7       | Yang Family  | 0.3                |
|  | Aug 4       | Yang Family  | 0.3                |
|  | Aug 18      | Ceridian Annual Picnic   | 0.5                |
|  | Sep 6       | Cross Country Meet   | 0.7                |
|  | Sep 11      | Cross Country Meet   | 0.5                |
|  | Oct 16      | Cross Country Meet   | 0.4                |

**Table 3: Comparison of 2011 and 2012 visitation**

| Agency                      | 2011<br>(1,000's) | 2012<br>(1,000's) | # change<br>(1,000's) | % change    |
|-----------------------------|-------------------|-------------------|-----------------------|-------------|
| Anoka                       | 3,380.8           | 3,152.0           | (228.8)               | -6.8%       |
| Bloomington                 | 789.4             | 715.1             | (74.3)                | -9.4%       |
| Carver <sup>1</sup>         | 443.9             | 582.6             | 138.7                 | 31.2%       |
| Dakota                      | 1,047.8           | 1,034.0           | (13.8)                | -1.3%       |
| Minneapolis                 | 15,098.8          | 15,223.9          | 125.1                 | 0.8%        |
| Ramsey                      | 4,014.7           | 4,291.5           | 276.8                 | 6.9%        |
| St Paul                     | 8,552.6           | 9,710.5           | 1,157.9               | 13.5%       |
| Scott County                | 319.6             | 290.0             | (29.6)                | -9.3%       |
| Three Rivers (Hennepin Co.) | 8,445.3           | 8,995.1           | 549.8                 | 6.5%        |
| Three Rivers (Scott County) | 345.5             | 328.5             | (17.0)                | -4.9%       |
| Washington                  | 1,498.8           | 1,520.7           | 21.9                  | 1.5%        |
| <b>Total</b>                | <b>44,111.2</b>   | <b>45,843.8</b>   | <b>1,732.6</b>        | <b>3.9%</b> |

**Notes:**

<sup>1</sup> Carver County opened Minnesota River Bluffs Regional Trail in 2012

**Table 4: Comparison of 2011 and 2012 park vs. trail visitation**

|                           | 2011<br>(1,000's) | 2012<br>(1,000's) | # change<br>(1,000's) | % change    | % of all visits in 2012 |
|---------------------------|-------------------|-------------------|-----------------------|-------------|-------------------------|
| Trail Visits <sup>1</sup> | 11,204.1          | 11,322.3          | 118.2                 | 1.1%        | 25%                     |
| Park/Reserve/SRF Visits   | 32,907.1          | 34,521.5          | 1,614.4               | 4.9%        | 75%                     |
| <b>Total Visits</b>       | <b>44,111.2</b>   | <b>45,843.8</b>   | <b>1,732.6</b>        | <b>3.9%</b> | <b>100%</b>             |

**Notes:**

<sup>1</sup> About 80% of all visits to the Minneapolis Chain of Lakes and Anoka County Riverfront RP are trail visits. Mississippi Gorge Regional Park is also more similar to a parkway with a regional trail than a regional park. However, the above trail totals do not include those trail visits.

If Mississippi Gorge, Minneapolis Chain of Lakes, and Anoka County Riverfront RP trail visits are included in the regional trail total, **about 17.9 million, or 39.0% of all visits, are trail visits.**

**Table 5: Most-visited regional parks and trails - 2012**

| Rank by visits                    | Park/trail                              | Agency                   | 2012 Visitation<br>(1,000's) | Cumulative percent of total visitation |
|-----------------------------------|---|--------------------------|------------------------------|--|
| 1                                 | Minneapolis Chain-of-Lakes RP           | Minneapolis              | 5,361.2                      | 11.7%                                  |
| 2                                 | Como RP, Zoo & Conservatory SRF         | St. Paul                 | 4,482.1                      | 21.5%                                  |
| 3                                 | Mississippi Gorge RP                    | Minneapolis/St. Paul     | 2,567.6                      | 27.1%                                  |
| 4                                 | Central Mississippi Riverfront RP       | Minneapolis              | 1,827.0                      | 31.1%                                  |
| 5                                 | Phalen-Keller RP                        | St. Paul/Ramsey County   | 1,565.6                      | 34.5%                                  |
| 6                                 | Hyland-Bush-Anderson Lakes PR           | Bloomington/Three Rivers | 1,495.8                      | 37.7%                                  |
| 7                                 | Minnehaha RP                            | Minneapolis              | 1,365.7                      | 40.7%                                  |
| 8                                 | Minnehaha RT                            | Minneapolis              | 1,357.1                      | 43.7%                                  |
| 9                                 | Nokomis-Hiawatha RP                     | Minneapolis              | 1,337.7                      | 46.6%                                  |
| 10                                | Lilydale-Harriet Island-Cherokee Hts RP | St. Paul                 | 1,281.8                      | 49.4%                                  |
| 11                                | Battle Creek/Indian Mounds RP           | Ramsey County/St. Paul   | 934.8                        | 51.4%                                  |
| 12                                | Elm Creek PR                            | Three Rivers             | 911.5                        | 53.4%                                  |
| 13                                | Cedar Lake /Cedar Lake LRT RT           | Minneapolis/Three Rivers | 889.7                        | 55.4%                                  |
| 14                                | Grass-Vadnais-Snail Lake RP             | Ramsey County            | 644.8                        | 56.8%                                  |
| 15                                | Bunker Hills RP                         | Anoka County             | 617.6                        | 58.1%                                  |
| 16                                | Victory Memorial Parkway RT             | Minneapolis              | 586.3                        | 59.4%                                  |
| 17                                | Bruce Vento                             | Ramsey County/St. Paul   | 573.6                        | 60.6%                                  |
| 18                                | Clifton French RP                       | Three Rivers             | 567.4                        | 61.9%                                  |
| 19                                | Kenilworth RT                           | Minneapolis              | 567.2                        | 63.1%                                  |
| 20                                | Lebanon Hills RP                        | Dakota County            | 544.2                        | 64.3%                                  |
| <b>Total</b>                      |   |                          | <b>29,478.7</b>              |  |
| <b>Percent of 2012 Visitation</b> |   |                          | <b>64.3%</b>                 |  |

**Table 6: Urban parks visitation - 2012**

|  | 2012 Visitation<br>(1,000's) |
|--|------------------------------|
| <b>Agency</b>                              |                              |
| Minneapolis Parks Total                    | 15,223.9                     |
| St. Paul Parks Total                       | 9,710.5                      |
| <b>Urban Total</b>                         | <b>24,934.3</b>              |
| <b>Urban Percentage of 2010 visitation</b> | <b>54.4%</b>                 |

**Table 7: Como visitation - park and zoo/conservatory**

|  | 2012 Visitation<br>(1,000's) | 2012 %      |
|--|------------------------------|-------------|
| <b>Park Unit</b>                         |                              |             |
| Como Zoo & Conservatory SRF <sup>1</sup> | 3,549.8                      | 79.2%       |
| Como Park (non-zoo/conservatory visits)  | 932.3                        | 20.8%       |
| <b>Como Total</b>                        | <b>4,482.1</b>               | <b>100%</b> |

**Notes:**

<sup>1</sup> Como Zoo & Conservatory Special Recreation Feature estimates are based on visitor interviews conducted in 2008. That data indicated that 79.2% of all Como visitors were primarily visiting the Zoo & Conservatory. Zoo/Conservatory SRF visitors could possibly use Como RP for secondary activities during their visit, so the total use of Como RP is higher than the 20.8% listed for non-zoo/conservatory visits.



**Table 8: Visitation estimates by agency for operations and maintenance funding formula purposes - 2012**

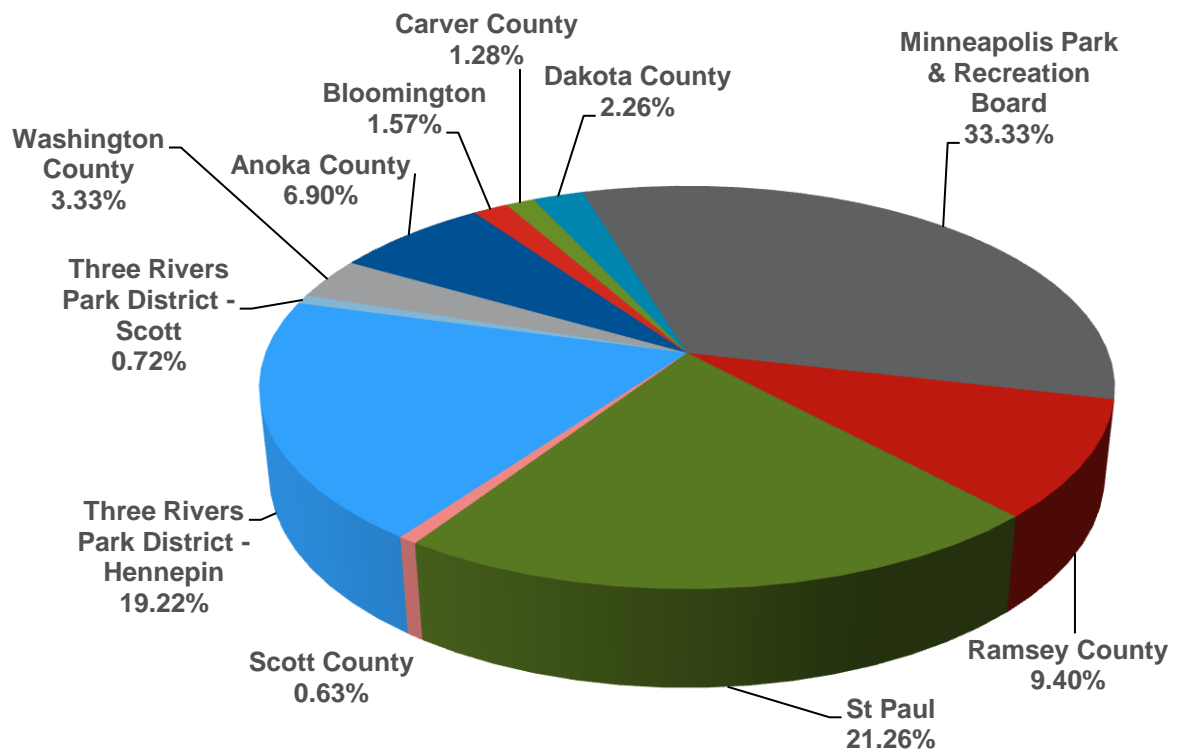
| <b>Agency</b>                                      | <b>2012 Visitation<br/>(1,000's)</b> | <b>Percentage of<br/>total <sup>1</sup></b> |
|--|--------------------------------------|---|
| Anoka County                                       | 3,152.0                              | 6.90%                                       |
| Bloomington  | 715.1                                | 1.57%                                       |
| Carver County                                      | 582.6                                | 1.28%                                       |
| Dakota County                                      | 1,034.0                              | 2.26%                                       |
| Minneapolis Park & Recreation Board                | 15,223.9                             | 33.33%                                      |
| Ramsey County                                      | 4,291.5                              | 9.40%                                       |
| St Paul  | 9,710.5                              | 21.26%                                      |
| Scott County                                       | 290.0                                | 0.63%                                       |
| Three Rivers Park District - Hennepin <sup>2</sup> | 8,829.4                              | 19.33%                                      |
| Three Rivers Park District - Scott                 | 328.5                                | 0.72%                                       |
| Washington County                                  | 1,520.7                              | 3.33%                                       |
| <b>TOTAL</b>                                       | <b>45,678.1</b>                      | <b>100.00%</b>                              |

**Notes:**

<sup>1</sup> Percentages are given to the second decimal point for use in the O&M funding formula.

<sup>2</sup> O&M visitation estimates do not include enterprise facility visitation (downhill skiing at Hyland-Bush-Anderson Lakes PR).

**2012 Percentage of Total Visitation by Agency**



**Table 9: Regional Parks System units sample counted 2012**

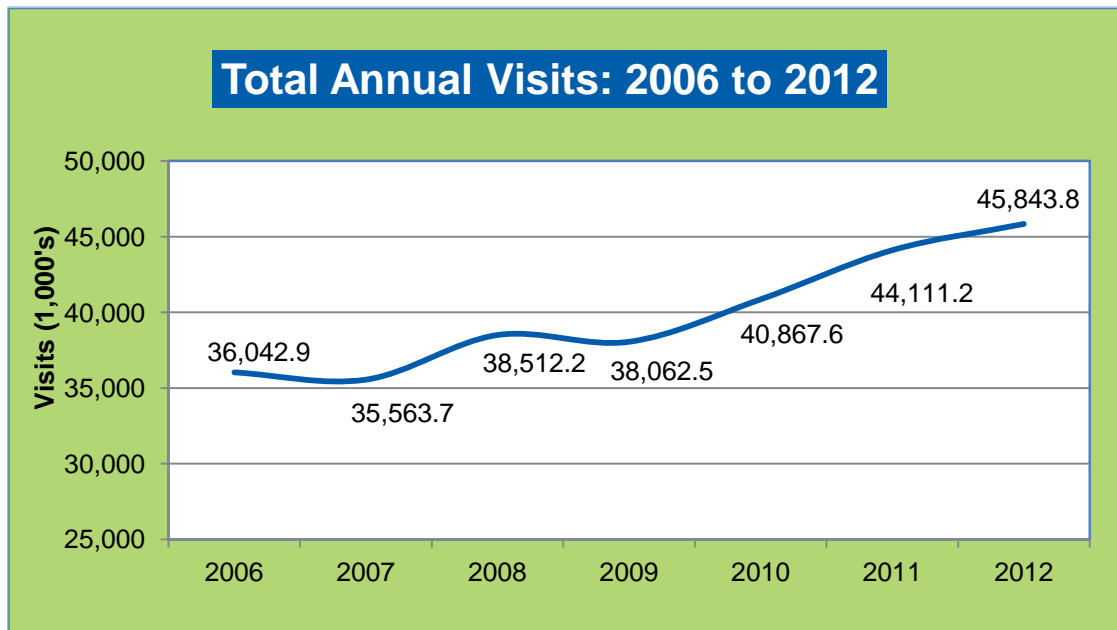
| <b>Regional Parks</b> |   | <b>Park Agency</b>           | <b>Regional Trails</b>             |                                  | <b>Park Agency</b>           |
|-----------------------|---|------------------------------|------------------------------------|----------------------------------|------------------------------|
| 1                     | Anoka County Riverfront RP                    | Anoka County                 | 1                                  | Bunker Hills-Chain of Lakes RT   | Anoka County                 |
| 2                     | Bunker Hills RP                               | Anoka County                 | 2                                  | Central Anoka RT                 | Anoka County                 |
| 3                     | Lake George RP                                | Anoka County                 | 3                                  | Coon Creek RT                    | Anoka County                 |
| 4                     | Martin-Island-Linwood Lakes RP                | Anoka County                 | 4                                  | East Anoka County RT             | Anoka County                 |
| 5                     | Mississippi West RP                           | Anoka County                 | 5                                  | Mississippi River RT (Anoka Co)  | Anoka County                 |
| 6                     | Rum River RP                                  | Anoka County                 | 6                                  | Rice Creek North RT              | Anoka County/Ramsey County   |
| 7                     | Coon Rapids Dam RP                            | Anoka County/Three Rivers    | 7                                  | Rice Creek West RT               | Anoka County/Ramsey County   |
| 8                     | Baylor RP                                     | Carver County                | 8                                  | Rum River RT                     | Anoka County                 |
| 9                     | Lake Minnewashta RP                           | Carver County                | 9                                  | Dakota Rail RT                   | Carver County/Three Rivers   |
| 10                    | Lake Waconia RP                               | Carver County                | 10                                 | Minnesota River Bluffs LRT RT    | Carver County/Three Rivers   |
| 11                    | Lake Bylesby RP                               | Dakota County                | 11                                 | Big Rivers RT                    | Dakota County                |
| 12                    | Lebanon Hills RP                              | Dakota County                | 12                                 | Mississippi River RT (Dakota Co) | Dakota County                |
| 13                    | Central Mississippi Riverfront RP             | Minneapolis Park & Rec Board | 13                                 | North Urban RT                   | Dakota County                |
| 14                    | Minneapolis Chain-of-Lakes RP                 | Minneapolis Park & Rec Board | 14                                 | Cedar Lake RT                    | Minneapolis Park & Rec Board |
| 15                    | Minnehaha RP                                  | Minneapolis Park & Rec Board | 15                                 | Columbia Parkway RT              | Minneapolis Park & Rec Board |
| 16                    | Nokomis-Hiawatha RP                           | Minneapolis Park & Rec Board | 16                                 | Kenilworth RT                    | Minneapolis Park & Rec Board |
| 17                    | Theodore Wirth RP                             | Minneapolis Park & Rec Board | 17                                 | Luce Line RT                     | Minneapolis/Three Rivers     |
| 18                    | Mississippi Gorge RP                          | Minneapolis/St. Paul         | 18                                 | Minnehaha Parkway RT             | Minneapolis Park & Rec Board |
| 19                    | North Mississippi RP                          | Minneapolis/Three Rivers     | 19                                 | Northeast Diagonal RT            | Minneapolis/Three Rivers     |
| 20                    | Bald Eagle-Otter Lake RP                      | Ramsey County                | 20                                 | Ridgeway Parkway RT              | Minneapolis Park & Rec Board |
| 21                    | Long Lake RP                                  | Ramsey County                | 21                                 | St. Anthony Parkway RT           | Minneapolis Park & Rec Board |
| 22                    | Snail Lake (Grass-Vadnais-Snail) RP           | Ramsey County                | 22                                 | Victory Memorial Parkway RT      | Minneapolis Park & Rec Board |
| 23                    | Tony Schmidt RP                               | Ramsey County                | 23                                 | Birch Lake RT                    | Ramsey County                |
| 24                    | Battle Creek & Indian Mounds RP               | Ramsey County/St. Paul       | 24                                 | Highway 96 RT                    | Ramsey County                |
| 25                    | Como RP                                       | St. Paul                     | 25                                 | Trout Brook RT                   | Ramsey County                |
| 26                    | Hidden Falls-Crosby Farm RP                   | St. Paul                     | 26                                 | Bruce Vento RT                   | Ramsey County/St. Paul       |
| 27                    | Lilydale-Harriet Island & Cherokee Heights RP | St. Paul                     | 27                                 | Samuel Morgan RT                 | St. Paul                     |
| 28                    | Phalen-Keller RP                              | St. Paul/Ramsey County       | 28                                 | Scott County RT                  | Scott County                 |
| 29                    | Cedar Lake Farm RP                            | Scott County                 | 29                                 | Bassett Creek RT                 | Three Rivers Park District   |
| 30                    | Bryant Lake RP                                | Three Rivers Park District   | 30                                 | Cedar Lake LRT RT                | Three Rivers Park District   |
| 31                    | Clifton E. French RP                          | Three Rivers Park District   | 31                                 | Lake Independence RT             | Three Rivers Park District   |
| 32                    | Eagle Lake RP                                 | Three Rivers Park District   | 32                                 | Lake Minnetonka LRT RT           | Three Rivers Park District   |
| 33                    | Fish Lake RP                                  | Three Rivers Park District   | 33                                 | Medicine Lake RT                 | Three Rivers Park District   |
| 34                    | Lake Minnetonka Islands RP                    | Three Rivers Park District   | 34                                 | North Cedar Lake RT              | Three Rivers Park District   |
| 35                    | Lake Minnetonka RP                            | Three Rivers Park District   | 35                                 | Rush Creek RT                    | Three Rivers Park District   |
| 36                    | Cleary Lake RP                                | Three Rivers (Scott County)  | 36                                 | Shingle Creek RT                 | Three Rivers Park District   |
| 37                    | Cottage Grove Ravine RP                       | Washington County            | 37                                 | Twin Lakes RT                    | Three Rivers Park District   |
| 38                    | Pine Point RP                                 | Washington County            | 38                                 | Hardwood Creek RT                | Washington County            |
| 39                    | St. Croix Bluffs RP                           | Washington County            |                                    |                                  |                              |
| <b>Park Reserves</b>  |   |                              | <b>Special Recreation Features</b> |                                  |                              |
| 1                     | Rice Creek Chain-of-Lakes PR                  | Anoka County                 | 1                                  | Como Conservatory                | St. Paul                     |
| 2                     | Miesville Ravine PR                           | Dakota County                | 2                                  | Como Zoo                         | St. Paul                     |
| 3                     | Spring Lake PR                                | Dakota County                | 3                                  | Gale Woods                       | Three Rivers Park District   |
| 4                     | Baker PR                                      | Three Rivers Park District   | 4                                  | The Landing                      | Three Rivers Park District   |
| 5                     | Carver PR                                     | Three Rivers Park District   | 5                                  | Noerenberg Gardens SRF           | Three Rivers Park District   |
| 6                     | Crow-Hassan PR                                | Three Rivers Park District   | 6                                  | Silverwood SRF                   | Three Rivers Park District   |
| 7                     | Elm Creek PR                                  | Three Rivers Park District   | 7                                  | Square Lake SRF                  | Washington County            |
| 8                     | Lake Rebecca PR                               | Three Rivers Park District   |                                    |                                  |                              |
| 9                     | Hyland-Bush-Anderson Lakes PR                 | Three Rivers/Bloomington     |                                    |                                  |                              |
| 10                    | Murphy-Hanrehan PR                            | Three Rivers (Scott County)  |                                    |                                  |                              |
| 11                    | Big Marine PR                                 | Washington County            |                                    |                                  |                              |
| 12                    | Lake Elmo PR                                  | Washington County            |                                    |                                  |                              |
|                       |   |                              | <b>96 TOTAL UNITS</b>              |                                  |                              |

**Table 10: Comparison of estimated visits from 2006 to 2012**

|                             | Visits in 1,000s per year |                 |                 |                 |                 |                 |                 |
|-----------------------------|---------------------------|-----------------|-----------------|-----------------|-----------------|-----------------|-----------------|
|                             | 2006                      | 2007            | 2008            | 2009            | 2010            | 2011            | 2012            |
| Anoka County                | 2,820.5                   | 2,943.8         | 3,269.6         | 3,280.7         | 3,269.6         | 3,380.8         | 3,152.0         |
| Bloomington                 | 708.0                     | 450.8           | 526.8           | 512.6           | 610.4           | 789.4           | 715.1           |
| Carver County               | 305.3                     | 271.2           | 265.0           | 265.5           | 307.3           | 443.9           | 582.6           |
| Dakota County               | 873.7                     | 795.0           | 879.6           | 929.8           | 932.9           | 1,047.8         | 1,034.0         |
| Minneapolis                 | 13,868.6                  | 13,404.4        | 15,442.4        | 14,113.0        | 14,768.1        | 15,098.8        | 15,223.9        |
| Ramsey County               | 3,400.3                   | 3,265.9         | 3,286.2         | 3,057.3         | 3,714.3         | 4,014.7         | 4,291.5         |
| St. Paul                    | 6,876.4                   | 7,196.1         | 6,649.7         | 7,229.5         | 7,628.2         | 8,552.6         | 9,710.5         |
| Scott County                | 59.6                      | 90.2            | 259.9           | 255.1           | 313.5           | 319.6           | 290.0           |
| Three Rivers                | 5,697.0                   | 5,883.9         | 6,472.6         | 6,865.8         | 7,646.7         | 8,619.3         | 8,995.1         |
| Three Rivers (Scott County) | 296.7                     | 258.6           | 302.0           | 292.0           | 282.3           | 345.5           | 328.5           |
| Washington County           | 1,136.8                   | 1,003.8         | 1,158.4         | 1,261.2         | 1,394.3         | 1,498.8         | 1,520.7         |
| <b>REGIONAL TOTALS</b>      | <b>36,042.9</b>           | <b>35,563.7</b> | <b>38,512.2</b> | <b>38,062.5</b> | <b>40,867.6</b> | <b>44,111.2</b> | <b>45,843.8</b> |
| % annual increase           | -                         | -1.3%           | 8.3%            | -1.2%           | 7.4%            | 7.9%            | 3.9%            |

**Notes:**

<sup>1</sup> Visitation estimates for 2006-2007 were adjusted to reflect the seasonal multipliers from the *Metropolitan Council Regional Parks and Trails Survey 2008* so that estimates are comparable across all years. Therefore, the estimates shown in Table 10 will not correspond to the published annual use estimates for 2006-2007.



### Table 11: Top Activities in the Regional Parks System - 2012

| Activity   | % of park activity occasions <sup>1</sup> | # of park activity occasions | % of trail activity occasions | # of trail activity occasions | Total # of activity occasions | % of total visits |
|--|---|------------------------------|-------------------------------|-------------------------------|-------------------------------|-------------------|
|  |   | 1,000's                      |                               | 1,000's                       | 1,000's                       |                   |
| Walking/hiking   | 21%                                       | 7,250                        | 30%                           | 3,397                         | 10,646                        | 23%               |
| Biking   | 10%                                       | 3,452                        | 45%                           | 5,095                         | 8,547                         | 19%               |
| Swimming <sup>3</sup>  | 16%                                       | 5,523                        | 2%                            | 226                           | 5,750                         | 13%               |
| Picnicking   | 10%                                       | 3,452                        | 0%                            | -                             | 3,452                         | 8%                |
| Relaxing <sup>2</sup>  | 9%  | 3,107                        | 2%                            | 226                           | 3,333                         | 7%                |
| Jogging/running  | 5%  | 1,726                        | 10%                           | 1,132                         | 2,858                         | 6%                |
| Playground use <sup>3</sup>                                    | 7%  | 2,417                        | 1%                            | 113                           | 2,530                         | 6%                |
| Dog-walking  | 5%  | 1,726                        | 7%                            | 793                           | 2,519                         | 5%                |
| Sunbathing <sup>3</sup>  | 6%  | 2,071                        | 1%                            | 113                           | 2,185                         | 5%                |
| Fishing <sup>3</sup>   | 6%  | 2,002                        | 1%                            | 113                           | 2,115                         | 5%                |
| Boating  | 4%  | 1,381                        | 0%                            | -                             | 1,381                         | 3%                |
| Zoo visits (Como)  | 4%  | 1,381                        | 0%                            | -                             | 1,381                         | 3%                |
| In-line skating  | 2%  | 690                          | 4%                            | 453                           | 1,143                         | 2%                |
| Camping  | 2%  | 690                          | 0%                            | -                             | 690                           | 2%                |
| Regional Parks   |   |                              | Regional Trails               |                               | System-wide                   |                   |
| <b>2012 system-wide visits</b> ( <i>in 1,000's of visits</i> ) |   | 34,521.5                     |                               | 11,322.3                      |                               | 45,843.8          |
| % of 2012 visits   |   | 75%                          |                               | 25%                           |                               | 100%              |

### Notes:

<sup>1</sup> Activity pattern data of regional park and trail visitors was collected in 2008 and published in the *Metropolitan Council Regional Parks and Trails Survey 2008*. The activity patterns were applied to the 2008 visit estimate to generate this table. Visitors could do more than one activity during their visit to a regional park or trail. Each time they participated in an activity, it was considered an activity occasion. Therefore, the total number of activity occasions is greater than the actual number of visits.

<sup>2</sup> "Relaxing" was a general activity on a list of activities that park visitors used to indicate what they did during their park visit. This activity was not specifically defined.

<sup>3</sup> For trail visits, survey respondents indicated that the trails were providing access to these activities. For example, 2% of trail visits provided access to swimming and 1% of trail visits provided access to fishing.

**Table 12: Visitor origin by agency - 2012 <sup>1</sup>**

| Agency                         | Total visits<br>(1,000s) | Number and percent of visits from people who live in the following agency jurisdictions: (in 1,000s) |             |                  |                  |             |                  |         |                 |                               |                      |               |                 |                  |
|--------------------------------|--------------------------|--|-------------|------------------|------------------|-------------|------------------|---------|-----------------|-------------------------------|----------------------|---------------|-----------------|------------------|
|                                |                          | Anoka<br>County  | Bloomington | Carver<br>County | Dakota<br>County | Minneapolis | Ramsey<br>County | St Paul | Scott<br>County | Three<br>Rivers<br>(Hennepin) | Washington<br>County | Greater<br>MN | Out of<br>state | Outside<br>of US |
| ANOKA COUNTY                   |                          |  |             |                  |                  |             |                  |         |                 |                               |                      |               |                 |                  |
| Total Visitation               | 3,152.0                  | 1,788.2  | 7.9         | 3.9              | 31.4             | 129.7       | 621.0            | 74.7    | 3.9             | 224.0                         | 55.0                 | 137.6         | 74.7            | -                |
| Visitation by Percentage       | 6.9%                     | 56.7%  | 0.2%        | 0.1%             | 1.0%             | 4.1%        | 19.7%            | 2.4%    | 0.1%            | 7.1%                          | 1.7%                 | 4.4%          | 2.4%            | 0.0%             |
| BLOOMINGTON                    |                          |  |             |                  |                  |             |                  |         |                 |                               |                      |               |                 |                  |
| Total Visitation               | 715.1                    | 5.5  | 389.5       | 7.3              | 34.7             | 47.6        | 5.5              | 18.3    | 38.4            | 131.7                         | 3.7                  | 7.3           | 23.8            | 1.8              |
| Visitation by Percentage       | 1.6%                     | 0.8%   | 54.5%       | 1.0%             | 4.9%             | 6.6%        | 0.8%             | 2.6%    | 5.4%            | 18.4%                         | 0.5%                 | 1.0%          | 3.3%            | 0.3%             |
| CARVER COUNTY                  |                          |  |             |                  |                  |             |                  |         |                 |                               |                      |               |                 |                  |
| Total Visitation               | 582.6                    | 4.5  | 9.0         | 277.8            | 30.0             | 16.5        | 1.5              | 3.0     | 30.0            | 118.6                         | 1.5                  | 79.6          | 10.5            | -                |
| Visitation by Percentage       | 1.3%                     | 0.8%   | 1.5%        | 47.7%            | 5.2%             | 2.8%        | 0.3%             | 0.5%    | 5.2%            | 20.4%                         | 0.3%                 | 13.7%         | 1.8%            | 0.0%             |
| DAKOTA COUNTY                  |                          |  |             |                  |                  |             |                  |         |                 |                               |                      |               |                 |                  |
| Total Visitation               | 1,034.0                  | 7.6  | 20.3        | 2.5              | 665.7            | 57.0        | 20.3             | 116.4   | 10.1            | 36.7                          | 21.5                 | 41.8          | 34.2            | -                |
| Visitation by Percentage       | 2.3%                     | 0.7%   | 2.0%        | 0.2%             | 64.4%            | 5.5%        | 2.0%             | 11.3%   | 1.0%            | 3.5%                          | 2.1%                 | 4.0%          | 3.3%            | 0.0%             |
| MINNEAPOLIS PARK & REC BOARD   |                          |  |             |                  |                  |             |                  |         |                 |                               |                      |               |                 |                  |
| Total Visitation               | 15,223.9                 | 317.9  | 335.6       | 35.3             | 388.5            | 7,947.5     | 353.2            | 759.4   | 70.6            | 4,203.3                       | 70.6                 | 123.6         | 582.8           | 35.3             |
| Visitation by Percentage       | 33.2%                    | 2.1%   | 2.2%        | 0.2%             | 2.6%             | 52.2%       | 2.3%             | 5.0%    | 0.5%            | 27.6%                         | 0.5%                 | 0.8%          | 3.8%            | 0.2%             |
| RAMSEY COUNTY                  |                          |  |             |                  |                  |             |                  |         |                 |                               |                      |               |                 |                  |
| Total Visitation               | 4,291.5                  | 405.6  | 5.5         | 5.5              | 49.3             | 76.7        | 2,302.0          | 970.1   | -               | 104.1                         | 224.7                | 49.3          | 93.2            | 5.5              |
| Visitation by Percentage       | 9.4%                     | 9.5%   | 0.1%        | 0.1%             | 1.1%             | 1.8%        | 53.6%            | 22.6%   | 0.0%            | 2.4%                          | 5.2%                 | 1.1%          | 2.2%            | 0.1%             |
| ST. PAUL                       |                          |  |             |                  |                  |             |                  |         |                 |                               |                      |               |                 |                  |
| Total Visitation               | 9,710.5                  | 290.2  | 48.4        | 24.2             | 870.7            | 701.4       | 749.7            | 4,897.6 | 48.4            | 459.5                         | 713.5                | 326.5         | 532.1           | 48.4             |
| Visitation by Percentage       | 21.2%                    | 3.0%   | 0.5%        | 0.2%             | 9.0%             | 7.2%        | 7.7%             | 50.4%   | 0.5%            | 4.7%                          | 7.3%                 | 3.4%          | 5.5%            | 0.5%             |
| SCOTT COUNTY / THREE RIVERS    |                          |  |             |                  |                  |             |                  |         |                 |                               |                      |               |                 |                  |
| Total Visitation               | 618.5                    | -  | 9.2         | 4.1              | 119.8            | 6.1         | 1.0              | 2.0     | 428.0           | 16.4                          | 2.0                  | 19.5          | 9.2             | 1.0              |
| Visitation by Percentage       | 1.3%                     | 0.0%   | 1.5%        | 0.7%             | 19.4%            | 1.0%        | 0.2%             | 0.3%    | 69.2%           | 2.6%                          | 0.3%                 | 3.1%          | 1.5%            | 0.2%             |
| THREE RIVERS PARK DISTRICT     |                          |  |             |                  |                  |             |                  |         |                 |                               |                      |               |                 |                  |
| Total Visitation               | 8,995.1                  | 552.8  | 206.1       | 440.4            | 112.4            | 965.1       | 84.3             | 75.0    | 149.9           | 5,650.0                       | 37.5                 | 506.0         | 187.4           | 28.1             |
| Visitation by Percentage       | 19.6%                    | 6.1%   | 2.3%        | 4.9%             | 1.3%             | 10.7%       | 0.9%             | 0.8%    | 1.7%            | 62.8%                         | 0.4%                 | 5.6%          | 2.1%            | 0.3%             |
| WASHINGTON COUNTY              |                          |  |             |                  |                  |             |                  |         |                 |                               |                      |               |                 |                  |
| Total Visitation               | 1,520.7                  | 88.4   | 5.8         | -                | 63.4             | 26.9        | 134.6            | 128.8   | 3.8             | 32.7                          | 853.6                | 90.4          | 90.4            | 1.9              |
| Visitation by Percentage       | 3.3%                     | 5.8%   | 0.4%        | 0.0%             | 4.2%             | 1.8%        | 8.8%             | 8.5%    | 0.3%            | 2.1%                          | 56.1%                | 5.9%          | 5.9%            | 0.1%             |
| TOTAL VISITATION               | 45,843.8                 | 3,460.8  | 1,037.2     | 801.0            | 2,366.2          | 9,974.5     | 4,273.1          | 7,045.3 | 783.3           | 10,977.1                      | 1,983.6              | 1,381.5       | 1,638.2         | 122.1            |
| TOTAL VISITATION by PERCENTAGE | 100.0%                   | 7.5%   | 2.3%        | 1.7%             | 5.2%             | 21.8%       | 9.3%             | 15.4%   | 1.7%            | 23.9%                         | 4.3%                 | 3.0%          | 3.6%            | 0.3%             |

**NOTES:**

All visits are listed in units of 1,000.

Local visits are defined as visits to a park by visitors who reside in that park agency's jurisdiction. Local visits for each agency are in bold and are highlighted.

<sup>1</sup> Visitor origin data is from the *Metropolitan Council Regional Parks and Trails Survey 2008*. Percentages were adjusted to disregard "unknown" visitor origin and therefore may differ slightly from the survey report

Three Rivers Park District owns and operates two regional parks in Scott County. The amounts shown in this table reflect visits to park and trail units located in Scott County regardless of managing entity.

**Table 13: Local and non-local visits by agency - 2012**

| Agency   | Total visits<br>(1,000s) | Number and percent of visits from people who live in the following agency jurisdictions: (in 1,000s) |                  |                |                |               |
|--|--------------------------|--|------------------|----------------|----------------|---------------|
|  |                          | Local Visits   | Non-Local Visits |                |                |               |
|  |                          |  | Regional         | Greater MN     | Out of state   | Outside of US |
| <b>ANOKA COUNTY</b>                            |                          |  |                  |                |                |               |
| Total Visitation                               | <b>3,152.03</b>          | 1,788.2  | 1,151.6          | 137.6          | 74.7           | -             |
| Visitation by Percentage                       | <b>6.9%</b>              | 56.7%  | 36.5%            | 4.4%           | 2.4%           | 0.0%          |
| <b>BLOOMINGTON</b>                             |                          |  |                  |                |                |               |
| Total Visitation                               | <b>715.08</b>            | 389.5  | 292.6            | 7.3            | 23.8           | 1.8           |
| Visitation by Percentage                       | <b>1.6%</b>              | 54.5%  | 40.9%            | 1.0%           | 3.3%           | 0.3%          |
| <b>CARVER COUNTY</b>                           |                          |  |                  |                |                |               |
| Total Visitation                               | <b>582.57</b>            | 277.8  | 214.71           | 79.6           | 10.5           | -             |
| Visitation by Percentage                       | <b>1.3%</b>              | 47.7%  | 36.9%            | 13.7%          | 1.8%           | 0.0%          |
| <b>DAKOTA COUNTY</b>                           |                          |  |                  |                |                |               |
| Total Visitation                               | <b>1,034.02</b>          | 665.7  | 292.4            | 41.8           | 34.2           | -             |
| Visitation by Percentage                       | <b>2.3%</b>              | 64.4%  | 28.3%            | 4.0%           | 3.3%           | 0.0%          |
| <b>MINNEAPOLIS PARK &amp; RECREATION BOARD</b> |                          |  |                  |                |                |               |
| Total Visitation                               | <b>15,223.86</b>         | 7,947.5  | 6,534.6          | 123.6          | 582.8          | 35.3          |
| Visitation by Percentage                       | <b>33.2%</b>             | 52.2%  | 42.9%            | 0.8%           | 3.8%           | 0.2%          |
| <b>RAMSEY COUNTY</b>                           |                          |  |                  |                |                |               |
| Total Visitation                               | <b>4,291.51</b>          | 2,302.0  | 1,841.6          | 49.3           | 93.2           | 5.5           |
| Visitation by Percentage                       | <b>9.4%</b>              | 53.6%  | 42.9%            | 1.1%           | 2.2%           | 0.1%          |
| <b>ST. PAUL</b>                                |                          |  |                  |                |                |               |
| Total Visitation                               | <b>9,710.47</b>          | 4,897.6  | 3,906.0          | 326.5          | 532.1          | 48.4          |
| Visitation by Percentage                       | <b>21.2%</b>             | 50.4%  | 40.2%            | 3.4%           | 5.5%           | 0.5%          |
| <b>SCOTT COUNTY / THREE RIVERS</b>             |                          |  |                  |                |                |               |
| Total Visitation                               | <b>618.51</b>            | 428.0  | 160.8            | 19.5           | 9.2            | 1.0           |
| Visitation by Percentage                       | <b>1.3%</b>              | 69.2%  | 26.0%            | 3.1%           | 1.5%           | 0.2%          |
| <b>THREE RIVERS PARK DISTRICT</b>              |                          |  |                  |                |                |               |
| Total Visitation                               | <b>8,995.10</b>          | 5,650.0  | 2,623.6          | 506.0          | 187.4          | 28.1          |
| Visitation by Percentage                       | <b>19.6%</b>             | 62.8%  | 29.2%            | 5.6%           | 2.1%           | 0.3%          |
| <b>WASHINGTON COUNTY</b>                       |                          |  |                  |                |                |               |
| Total Visitation                               | <b>1,520.69</b>          | 853.6  | 484.5            | 90.4           | 90.4           | 1.9           |
| Visitation by Percentage                       | <b>3.3%</b>              | 56.1%  | 31.9%            | 5.9%           | 5.9%           | 0.1%          |
| <b>TOTAL VISITATION</b>                        | <b>45,843.8</b>          | <b>25,200.0</b>  | <b>17,502.2</b>  | <b>1,381.5</b> | <b>1,638.2</b> | <b>122.1</b>  |
| <b>TOTAL VISITATION by PERCENTAGE</b>          | <b>100.0%</b>            | <b>55.0%</b>   | <b>38.2%</b>     | <b>3.0%</b>    | <b>3.6%</b>    | <b>0.3%</b>   |

**NOTES:**

All visits are listed in units of 1,000.

Local visits are defined as visits to a park by visitors who reside in that park agency's jurisdiction. Local visits for each agency are in bold and are highlighted.

Visitor origin data is from the *Metropolitan Council Regional Parks and Trails Survey 2008*. Percentages were adjusted to disregard "unknown" visitor origin and therefore may differ slightly from the survey report



## Metropolitan Parks and Open Space Commission

The Metropolitan Parks and Open Space Commission advises the Metropolitan Council on system-wide policy planning issues regarding the Metropolitan Regional Parks System.

Dean Johnston, Chair

|                |            |                   |            |
|----------------|------------|-------------------|------------|
| Seyon Nyanwleh | District A | Tony Yarusso      | District E |
| Robert Moeller | District B | Daniel Shlaferman | District F |
| Emily Piper    | District C | Carrie Wasley     | District G |
| Vacant         | District D | Barbara Schmidt   | District H |

## Acknowledgements

The Metropolitan Regional Parks System is owned and managed by 10 county, city or special park district implementing agencies. Each agency is responsible for conducting the annual counts for their Regional Parks System units. Over 4,200 staff hours across agencies were put into the annual use sample counts for 2012, along with significant amounts of staff training and oversight. Without the help of the implementing agencies, the annual use estimate would not be possible. The agencies and their count supervisors for 2012 are:

Anoka County – Cindy Bornetun

City of Bloomington – Mark Morrison and Karen Ennis

Carver County – Marty Walsh

Dakota County – Doug Gross

Minneapolis Park and Recreation Board – Jennifer Ringold and Ginger Cannon

Ramsey County – Jody Yungers and Gabriela Ortega

City of Saint Paul – Cindy Morrison

Scott County – Patricia Freeman

Three Rivers Park District – Jon Nauman and Thomas Mercier

Washington County – Lori Meyers



---

390 Robert Street North  
St Paul, MN 55101-1805

651.602.1000  
TTY 651.291.0904  
[public.info@metc.state.mn.us](mailto:public.info@metc.state.mn.us)  
[metro council.org](http://metro council.org)