



State of Minnesota Enterprise Information Technology Portfolio Report

January 15, 2013

Enterprise Information Technology Portfolio Report 2013

This page left blank to support duplex printing

Enterprise Information Technology (IT) Portfolio

In state government, where demand for services is routinely greater than the capacity and resources to meet service needs, prioritizing is a necessity. Thoughtful, fact-based investment decisions are critical to good state government. Nowhere is this need more critical than in the arena of information technology (IT), which enables most of the programs and services of the State.

Sound investment management demands reliable information on costs and investment options. In the case of the State's enterprise IT resources, this means creating, analyzing and managing multiple collections of information about the State's information strategies, business functions, active projects, applications and assets. Decision makers also need to know the business value and technical condition of applications and information about historical IT spend data.

By statute, OET is directed to manage strategic investments in information and telecommunications technology systems and services and to reduce risks and maximize benefits for the state government as an enterprise.

Ensuring that decision makers have this information is the purpose of the Enterprise IT Portfolio.

This portfolio report covers the domain of IT applications, acquisitions and projects for which the Office of Enterprise Technology (OET) has oversight responsibility. This report also fulfills legislative requirements for reporting on IT investments.

The portfolio also provides relevant information for understanding agencies' proposed IT budget initiatives and other technology investments, and is used for that purpose by legislators and executive branch budget managers.

The Enterprise IT Portfolio is a primary information source for IT governance processes. The governance bodies that derive benefit from the information in the portfolio report include the Legislature, Office of the Governor, Office of the State Chief Information Officer, the Commissioners Technology Advisory Board, the All-CIO Team, and the Architecture Review Board.

Agency strategic plans are not included in this report but are maintained by OET and are available from OET upon request. The status of agency strategic plans is now reported on in a separate annual report.

Agency (IT) Portfolios

The Enterprise Portfolio also provides value to individual agencies. Where enterprise portfolio management relates to the effectiveness of strategic resource allocation across the enterprise as a whole, the individual agency IT portfolios describe and document the efficient management of those resources on a daily basis.

The Enterprise IT Portfolio presents agencies' IT assets in a consistent way that makes comparisons possible, and increases the shared understanding of the scope and relationships of IT assets across agencies. The portfolio facilitates the discovery of shared service opportunities and gaps. It identifies common uses that could lead to cost-effective enterprise licensing for software used by multiple state agencies; it reveals overlapping capabilities that suggest opportunities for service consolidation. Active management of the portfolio may lead to organization or communications changes, or to the introduction of good governance practices.

Introduction

In collecting the data for this portfolio report, OET made use of information in agency's planning documents and management inventories that is derived from existing business processes. While most agencies already maintain a portfolio of their applications or other IT assets, for those that do not, the agency portfolio surveys and update assessments provided a simple way to support internal IT governance.

Data Sources

IT Spend Portfolio Documentation

Approach and Criteria

This section describes the approach used to compile agency Information Technology (IT) expenditures published in this report.

OET uses a repeatable approach that captures the majority of IT expenditures and can be applied consistently across all agencies. Limitations created by agencies' account and reporting structures and costs related to IT operations make it difficult to capture all IT costs exactly. As a result, agencies that calculate total IT costs may come up with different results. Variation in total amounts and in the distribution of costs among the categories may have to do with whether an agency considers a given expenditure "IT expenditure." Some of the differences have to do with agencies' allocating similar expenses to different categories. Refinements of the process used will help increase the accuracy and completeness of the IT spend portfolio in the future. In the meantime, we believe that the large majority of expenditures are captured and properly categorized, and that conclusions based on these data are valid.

Summary of Approach

OET's Financial Management staff extracts and summarizes state agencies' IT costs from the Information Access Warehouse maintained by Minnesota Management & Budget. IT salary costs are obtained through the identification of IT classified personnel and the

extraction of salary and fringe for those positions by agency and fund. For IT non-salary costs, OET staff uses commodity and object codes that best represent IT expenditures and create a report to capture expenditures by agency and fund using the established criteria. Agencies are given an opportunity to review the IT spend reports as well as the other portfolio reports and to provide corrections and feedback.

The Office of Enterprise Technology offers IT services to agencies. Expenditures for those services are reported and tracked in each agency's portfolio. In order to avoid double counting of expenditures, funds expended by OET to provide the services paid for by agencies are not shown as OET's IT spend in this portfolio.

Non-Salary Expenditure Categories Criteria

The Non-Salary expenditure categories are comprised of open encumbrance data, professional/technical contract, procurement, and accounting system expenditure data extracted from the Information Access Warehouse using commodity and object codes.

Salary Expenditure Category Criteria

Salary and fringe costs for IT-Related personnel are extracted from data stored in the Information Access Warehouse. All positions in the Information and Technology Careers job family are included, as well as IT-related in positions in other job families.

Detail Available

The detail of the commodity and object codes and IT classifications used to extract data from the Information Access Warehouse maintained by Minnesota Management & Budget are available on request from OET.

Agency Review

Agencies were given an opportunity to review the IT spend reports as well as the other portfolio reports and to provide corrections and feedback. Involving agencies in providing feedback remains the best

Introduction

way to improve the accuracy and usefulness of the Enterprise IT Portfolio.

Application Portfolio

For the purposes of the agency application portfolio assessment, an application (system) means a **significant program or system of linked self-contained programs and routines which, taken as a whole, accomplishes a key business outcome by supporting a business process**. Intermediate programs that produce work products—spreadsheets, data files, reports and other outputs—are considered as part of the overall sequence of programs leading to the outcome, rather than as applications themselves. End-user reports, extracts and summaries based on final outputs are similarly considered part of the primary application from which they draw their data. Applications may be centrally managed, distributed or outsourced.

Agencies updated the current portfolio of business applications with changes to existing application assessments, added new applications and deleted applications no longer in use. The application portfolio includes a description of each application's purpose and customer base and an assessment of its business value and technical condition. It should be noted that there is variability in the number of applications reported by agencies, owing to different factors agencies may have used in determining a cut-off point for "significant" applications.

Project Portfolio

Information in the project portfolio is derived from data maintained by the OET Enterprise Project Management database, the executive branch project repository that captures essential details about IT projects and their progress. Two statewide policies published by the OET provide guidance for agencies related to the management of IT projects and registration of essential project detail with the Office. Thresholds provide guidance for mandatory project registration, but

agencies are encouraged to use the repository to register all the projects in their portfolio. This is of particular benefit for an agency that does not have a system for tracking project progress. In addition to the information excerpted in this portfolio report, there is a great deal of additional information available about current IT projects used in the project oversight and procurement processes.

Table of Contents

Agency	Page	Agency	Page
Accountancy Board	1	Higher Education Office	166
Administration Dept	3	Housing Finance Agency	170
Administrative Hearings Office	17	Human Rights Dept	172
Agriculture Dept	19	Human Services Dept	174
Amateur Sports Commission	31	Indian Affairs Council	212
Animal Health Board	33	Iron Range Resources & Rehab Board	214
Arch/Eng Board	35	Labor & Industry Dept	216
Arts Board	37	Lottery	221
Asian-Pacific Minnesotans Council	39	Management & Budget Dept	223
Barber Examiners Bd	41	Marriage & Fmly Therapy Board	229
Barber/Cosmetologist Examiners Bd	43	Mediation Service Bureau	232
Behavioral Health & Therapy Bd	45	Medical Practices Board	234
Black Minnesotans Council	47	Military Affairs Dept	236
Campaign Finance & Public Discl Board	49	Minn State Academies	238
Capitol Area Architectural Planning Board	53	Minn State Colleges & Universities	240
Chicano Latino Affairs Council	55	Natural Resources Dept	246
Chiropractic Board	57	Nursing Board	260
Commerce Dept	59	Nursing Home Admin Board	262
Corrections Dept	67	Ombudsman for MH & DD	264
Cosmetologist Examiners Bd	71	Ombudsperson for Families	266
Dentistry Board	73	Optometry Board	268
Dietetic & Nutrition Practice Bd	75	Peace Officers Stds & Trng Bd	270
Disability Council	77	Perpich Center for Arts Education	272
Education Dept (K-12)	79	Pharmacy Board	274
Emergency Medical Svcs Reg Bd	83	Physical Therapy Board	276
Employment & Economic Dev Dept	85	Podiatric Medicine Board	278
Enterprise Technology Office	99	Pollution Control Agency	280
Explore Minnesota Tourism	115	Private Detective Board	290
Gambling Control Board	117	Psychology Board	292
Health Dept	119	Public Defense Bd	294

Table of Contents

<u>Agency</u>	<u>Page</u>	<u>Agency</u>	<u>Page</u>
Public Safety Dept	298	Transportation Dept	321
Public Utilities Commission	304	Veterans Affairs Dept	378
Racing Commission	306	Veterinary Medicine Board	384
Revenue Dept	308	Water & Soil Resources Board	386
Sentencing Guidelines Commission	315	Workers Comp Court/Appeals	388
Social Work Board	317	Zoological Board	390
Tax Court	319		

Agency IT Portfolio: Accountancy Board

IT Spend - updated: 2010

Fiscal Year	Fund	Salaries	Repairs	Prof/Tech Services	Computer & System Services	Communications	Supplies	Equipment	Operating Costs	Provided Tech Serv	For Individuals	Other	Total
2008	100			\$3,570	\$2,810	\$3,903	\$382	\$1,497					\$12,162
2008 Total:				\$3,570	\$2,810	\$3,903	\$382	\$1,497					\$12,162
2009	100			\$21,099	\$5,060	\$2,506	\$11	\$9,396					\$38,072
2009	200			\$70,951									\$70,951
2009 Total:				\$92,051	\$5,060	\$2,506	\$11	\$9,396					\$109,023
2010	100			\$2,061	\$7,310	\$1,103							\$10,475
2010 Total:				\$2,061	\$7,310	\$1,103							\$10,475

Application Portfolio - updated: 2010

Application	Description	Business Purpose	Customer Group	Platform	Implemented	Last Update	Life Cycle Stage	Operations Cost
LCS (Licensing Compliance System)	Licensing database for the Board of Accountancy	Licenses or permits	Businesses or professions	Server	2009	2009	Growth	0 - \$100k
Business Value: Low High ◆ 		Technical Condition: Poor Excellent ◆ 		Comments: The process of combining the BOA FoxPro database with the Board of AELSLAGID's upgraded SQL database was completed in June 2009.				

Project Portfolio : - Updated: 2012

No Projects Registered

This page left blank to support duplex printing

Agency IT Portfolio: Administration Dept

IT Spend
Fiscal - updated: 2010

Year	Fund	Salaries	Repairs	Prof/Tech Services	Computer & System Services	Communications	Supplies	Equipment	Other Operating Costs	Agency Provided Tech Serv	Spending For Individuals	Other	Total
2008	100	\$715,177	\$11,555	\$402,590	\$223,035	\$58,547	\$28,198	\$41,992		\$297			\$1,481,391
2008	200	\$223,430	\$175	\$35,635	\$114,648	\$13,451	\$72,024		\$12,556	\$7,510			\$479,428
2008	300	\$27,315	\$198	\$110,852	\$13,490	\$4,879	\$2,099	\$4,617	\$285				\$163,735
2008	410			\$105	\$85,616	\$23,846	\$2,181		\$3,288	\$693			\$115,729
2008	500							\$19,060					\$19,060
2008	820	\$276,307	\$122	\$41,761	\$70,722	\$104,389	\$520,120	\$758		\$8,064			\$1,022,241
2008	840	\$40,391	\$4,081	\$4,583	\$34,574	\$18,143	\$7,062	\$5,658		\$693			\$115,184
2008	890		\$200		\$7,382	\$49,448	\$1,383	\$3,664	\$148	\$1,512			\$63,737
2008	910	\$5,042	\$16,674	\$5,340	\$171,650	\$15,382	\$30,408			\$630	\$345		\$245,470
2008	930	\$4,727	\$158		\$36,268	\$7,111	\$150			\$378			\$48,791
2008	940	\$252,186		\$5,010	\$501,886	\$6,109	\$8,117	\$1,924	\$30,000	\$1,890			\$807,123
2008	941	\$20,068			\$78,247	\$12,470		\$153	\$709	\$504			\$112,151
2008	980	\$1,614		\$350	\$14,932	\$1,397	\$246		\$1,159				\$19,698
2008 Total:		\$1,566,255	\$33,162	\$606,225	\$1,352,450	\$315,172	\$671,990	\$77,826	\$48,144	\$22,171	\$345		\$4,693,739
2009	100	\$742,360	\$13,926	\$1,286,268	\$536,396	\$61,332	\$84,030	\$14,761	\$500	\$629,979			\$3,369,553
2009	200	\$282,750	\$958	\$222,198	\$528,683	\$21,572	\$193,799		\$9,500	\$13,006			\$1,272,467
2009	300	\$572	\$418	\$117,546	\$19,935	\$5,480	\$4,142	\$858	\$194				\$149,146
2009	410			\$89,063	\$307,666	\$8,173	\$6,053						\$410,955
2009	820	\$260,426		\$2,300	\$21,594	\$108,623	\$164,822		\$90				\$557,855
2009	840	\$41,025	\$1,683	\$2,418	\$16,123	\$16,960	\$721	\$3,128	\$4,930				\$86,989
2009	890				\$8,013	\$35,676	\$251	\$2,656					\$46,596
2009	910			\$126,175	\$168,572	\$12,700	\$4,785	\$3,210					\$315,443
2009	930	\$5,122		\$3,800	\$32,263	\$7,009	\$427						\$48,622

Agency IT Portfolio: Administration Dept

IT Spend - updated: 2010

Fiscal Year	Fund	Salaries	Repairs	Prof/Tech Services	Computer & System Services	Communications	Supplies	Equipment	Other Operating Costs	Agency Provided Tech Serv	Spending For Individuals	Other	Total
2009	940	\$290,831		\$8,210	\$424,760	\$7,096	\$10,757		\$31,170				\$772,823
2009	941			\$43,488	\$29,578	\$15,928	\$435	\$3,856	\$2,292				\$95,577
2009	980			\$633	\$15,135	\$1,459	\$1,106						\$18,332
2009 Total:		\$1,623,086	\$16,986	\$1,902,100	\$2,108,718	\$302,008	\$471,328	\$28,470	\$48,676	\$642,985			\$7,144,357
2010	100	\$727,263	\$407	\$262,162	\$345,242	\$82,012	\$4,121	\$59,035	\$1,950				\$1,482,193
2010	200	\$271,738	\$25	\$511,491	\$186,066	\$21,020	\$46,791	\$1,364	\$9,500				\$1,047,996
2010	300	\$372	\$436	\$121,548	\$7,863	\$5,343	\$5,369	\$590					\$141,520
2010	351				\$638	\$109							\$748
2010	410			\$493,334	\$65,574	\$14,011	\$2,884						\$575,803
2010	820	\$261,057	\$6,819	\$0	\$36,445	\$107,885	\$33,704	\$11,252	\$24,754				\$481,916
2010	840	\$41,237	\$584		\$7,386	\$17,102	\$4,502	\$1,185	\$1,712				\$73,706
2010	910			\$381,322	\$131,522	\$17,338	\$444		\$766				\$531,391
2010	930	\$3,030			\$16,112	\$3,519							\$22,661
2010	940	\$332,636			\$430,654	\$19,795	\$15,801	\$4,582	\$37,200				\$840,667
2010	941			\$10,355	\$35,006	\$8,501	\$570	\$718					\$55,150
2010	980			\$905	\$17,276	\$1,553							\$19,734
2010 Total:		\$1,637,333	\$8,271	\$1,781,116	\$1,279,785	\$298,187	\$114,186	\$78,725	\$75,881				\$5,273,485

Application Portfolio - updated: 2010

Application	Description	Business Purpose	Customer Group	Platform	Implemented	Last Update	Life Cycle Stage	Operations Cost
1990 Census of the Land	A website that allows the public to view 1990s county land use maps and statistics	Other	Mostly citizens at large	Server	2000		Decline	0 - \$100k
	Business Value: Technical Condition:							Comments: Users can browse and print maps or compute statistics by single or multiple county region. Data are not updated.
AccuTrack Business Manager	Pitney Bowes software application to collect and aggregate different kinds of postage costs in order to invoice state agencies for mailing	Other	Other state agencies or bodies	Server	2002	2008	Growth	0 - \$100k
	Business Value: Technical Condition:							Comments:
Admin Fee System (AFS)	Web-based application used by MMD staff to enter, track and report on Admin Fees	Other	Mostly internal to agency	Server	2006	2006	Growth	0 - \$100k
	Business Value: Technical Condition:							Comments:
AIA Documents	American Institute of Architect's portfolio of Contract Documents for use on Design and Construction projects.	Building and real estate management	Vendors or business partners	PC	2004	2004	Other	0 - \$100k
	Business Value: Technical Condition:							Comments: We use the AIA documents on every project that we do. Having the software allows us, MMD, and other state agencies, to distribute the document electronically.
Bosch Video Management System	Security camera digital video recording system	Building and real estate management	Other state agencies or bodies	Server	2008	2008	Growth	\$100k - \$500k
	Business Value: Technical Condition:							Comments: Upgraded to latest digital video management software in 2008
Claims Management System (Riskmaster)	Risk Management Information System (Claims and Financial Tracking)	Accounting and budgeting	Mostly citizens at large	Server	1995	2006	Growth	0 - \$100k
	Business Value: Technical Condition:							Comments: Approx. annual cost \$25K

Application Portfolio - updated: 2010

Application	Description	Business Purpose	Customer Group	Platform	Implemented	Last Update	Life Cycle Stage	Operations Cost
Clip 'n Ship Vector Web Mapping Service	A collection of web map services that allows technical GIS users to identify and download available vector geospatial data for their applications.	Other	Specific sub-group of customers or clients	Server	2004		Maturity	0 - \$100k
	<p>Business Value: Low High ◆ </p> <p>Technical Condition: Poor Excellent ◆ </p> <p>Comments: Clip 'n Ship uses standards-based web mapping services and provides data that have the potential to support most GIS business applications of other state agencies.</p>							
Cognos Report Writing Tools (No longer used)		Report generation and management	MMD and MMCAP Management and Staff	Server	2005	2006	Growth	0 - \$100k
	<p>Business Value: Low High ◆ </p> <p>Technical Condition: Poor Excellent ◆ </p> <p>Comments: Retired with the retirement of the Spend Intelligence System</p>							
Computer Aided Facilities Management System	Computer Aided Facilities Management System for on-demand work, preventative maintenance and space management	Building and real estate management	Mostly internal to agency	Server	1999	2007	Growth	0 - \$100k
	<p>Business Value: Low High ◆ </p> <p>Technical Condition: Poor Excellent ◆ </p> <p>Comments: DTE CAFM Project will result in consolidation to one state-wide system in 2008/2009</p>							
Contract Information System	Web-based application used by MMD Acquisition Management Specialists to enter, edit, track and report on contract releases/contracts that they are responsible for.	Manage, Track and Report on Contracts	Mostly internal to agency	Server	2006	2006	Growth	0 - \$100k
	<p>Business Value: Low High ◆ </p> <p>Technical Condition: Poor Excellent ◆ </p> <p>Comments:</p>							
Customer Service Satisfaction Survey	Perseus Survey Solutions	Customer Survey	Mostly internal to agency	PC	2002	2002	Maturity	0 - \$100k
	<p>Business Value: Low High ◆ </p> <p>Technical Condition: Poor Excellent ◆ </p> <p>Comments:</p>							

Application Portfolio - updated: 2010

Application	Description	Business Purpose	Customer Group	Platform	Implemented	Last Update	Life Cycle Stage	Operations Cost
Datanet	Datanet is a "decision support" web service that provides flexible query, report generation, and mapping of demographic and socioeconomic data about Minnesota.	Other	Policy analysts in state and local government, researchers, educators, general public.	Server	1994	2004	Maturity	0 - \$100k
	Business Value: Technical Condition:	Comments: Datanet's continued value depends upon keeping the available data current. Most current benefits derive from 2000 Census data.						
DMAS (Distribution Management/Accounting System) replaced by Retail Pro	DMAS functions include Order Entry, Manage Inventory, Invoice, Accounts Receivable and other accounting functions, Sales Analysis, etc.	Retail Sales	Mostly citizens at large	IBM AS/400	1985	2002	Decline	0 - \$100k
	Business Value: Technical Condition:	Comments: Software is being phased out and replaced with Retail Pro and Business Works						
Energy Monitoring	Energy database to track energy consumption and cost information for state agencies.	Energy Management	Other state agencies or bodies	Server	Prior 1985	2005	Other	0 - \$100k
	Business Value: Technical Condition:	Comments:						
Enterprise Building Integrator	Building automation, fire and security manager	Building and real estate management	Mostly internal to agency	Server	1999	2007	Growth	\$100k - \$500k
	Business Value: Technical Condition:	Comments:						
Enterprise Real Property	Modules: Space, Building Operations, Move/Add, Project Management, Facility condition	Building and real estate management	Other state agencies or bodies	Server	2008	2008	Emerging	greater than \$1 million
	Business Value: Technical Condition:	Comments: web based system with a SQL server hosted by OET						
Foreign Outsourcing	Web-based application for Entering, Tracking and Reporting Foreign Outsourcing for Professional Technical Contracts used by MN State Agencies.	Data Storage, Tracking and reporting	Other state agencies or bodies	Server	2005	2005	Growth	0 - \$100k
	Business Value: Technical Condition:	Comments:						

Application Portfolio - updated: 2010

Application	Description	Business Purpose	Customer Group	Platform	Implemented	Last Update	Life Cycle Stage	Operations Cost
GavelMaster	Auction software - maintains inventory of items to be sold, records bids, creates invoices, reporting	Auction Sales support	Mostly internal to agency	Server	2001	2001	Decline	0 - \$100k
	<p>Business Value: Low High ◆ </p> <p>Technical Condition: Poor Excellent ◆ </p> <p>Comments: Has been replaced by MinnBid</p>							
GenComp	The information system (software) used to manage workers' compensation claims for all state employees.	Worker safety and compensation	Other state agencies or bodies	Server	1990	2008	Growth	0 - \$100k
	<p>Business Value: Low High ◆ </p> <p>Technical Condition: Poor Excellent ◆ </p> <p>Comments: FY 08 approximate cost \$71K, being replaced by AON</p>							
GeoGateway	A MN Geospatial Clearinghouse application that allows users to search for data needed for GIS applications. Searches are based on standardized metadata descriptions	Other	GIS specialists, mostly in state and local government agencies	Server	1998		Maturity	0 - \$100k
	<p>Business Value: Low High ◆ </p> <p>Technical Condition: Poor Excellent ◆ </p> <p>Comments: This application serves as a portal to metadata catalogs maintained by federal, state, and local partners. It uses nationally adopted standards for metadata, data searching, and communications protocols.</p>							
GeoServices Finder	This application serves as a portal to GIS services and software maintained by federal, state, and local partners. It uses nationally adopted standards for metadata, data searching, and communications protocols.	Other	Specific sub-group of customers or clients	Server	2007	2008	Emerging	0 - \$100k
	<p>Business Value: Low High ◆ </p> <p>Technical Condition: Poor Excellent ◆ </p> <p>Comments: This application serves as a portal to GIS services and software maintained by federal, state, and local partners. It uses nationally adopted standards for metadata, data searching, and communications protocols.</p>							
Geospatial Image Server	A highly responsive web map service that provides statewide imagery and topographic maps to other clients.	Other	Specific sub-group of customers or clients	Server	2006	2008	Growth	0 - \$100k
	<p>Business Value: Low High ◆ </p> <p>Technical Condition: Poor Excellent ◆ </p> <p>Comments: Geospatial Image Server is widely used to support many geospatial business applications of other state and local agencies. The service is very fast, current and users can avoid redundant data storage of very large datasets.</p>							

Application Portfolio - updated: 2010

Application	Description	Business Purpose	Customer Group	Platform	Implemented	Last Update	Life Cycle Stage	Operations Cost
Macola	Accounting & POS, invoicing Low High	Accounting and budgeting Poor Excellent	Mostly internal to agency	Server	1995	2004	Maturity	0 - \$100k
	Business Value: _____ ◆ _____	Technical Condition: _____ ◆ _____	Comments: Anticipate upgrade to SQL version within two ears.					
Macola (eliminated)	OSC uses Macola to process customer orders, maintain inventory, invoice customers Low High	Sales of Office Products Poor Excellent	Other state agencies or bodies	Server	1991	2003	Decline	0 - \$100k
	Business Value: _____ ◆ _____	Technical Condition: _____ ◆ _____	Comments: OSC is in the process of 3 phases of upgrades to reach the most current version (Macola ES - which is SQL-based). At its current level, it does not meet all of the needs of the organization.					
Maximus M5 Fleet Focus	Fleet management information tracking system Low High	Other Poor Excellent	Other state agencies or bodies	Server	2005	2005	Growth	0 - \$100k
	Business Value: _____ ◆ _____	Technical Condition: _____ ◆ _____	Comments: Moving to virtual servers by Q2 2011					
MinnBid - Web Data Corp.	On-line & Live Auction Software - maintains inventory of items to be sold, records bids, creates invoices, reporting Low High	Auction Sales support Poor Excellent	Mostly citizens at large	Server	2008	2008	Growth	0 - \$100k
	Business Value: _____ ◆ _____	Technical Condition: _____ ◆ _____	Comments:					
Minnesota NHD Stewardship Data Management System	A MN Geospatial Clearinghouse application that supports hydrography GIS database maintenance and distribution. Low High	Other Poor Excellent	Other	Server	2006	2008	Growth	\$100k - \$500k
	Business Value: _____ ◆ _____	Technical Condition: _____ ◆ _____	Comments: Supports LMIC's mission of cooperating to develop GIS databases of statewide importance.					
MMCAP - ACTS (replaced by MS Accounting 2008)	Track admin fees from contracted manufacturers Low High	Manage MMCAP Admin Fee Poor Excellent	MMCAP Staff	Server	2003	2006	Decline	0 - \$100k
	Business Value: _____ ◆ _____	Technical Condition: _____ ◆ _____	Comments: System to be retired 6/30/09					
MMCAP - Administrative Fee Credit Shareback System	Monitors and calculates administrative fee shareback dollars for member facilities and states Low High	Manage MMCAP GPO Poor Excellent	MMCAP Staff	Server	2006	2008	Growth	0 - \$100k
	Business Value: _____ ◆ _____	Technical Condition: _____ ◆ _____	Comments:					

Application Portfolio - updated: 2010

Application	Description	Business Purpose	Customer Group	Platform	Implemented	Last Update	Life Cycle Stage	Operations Cost
MMCAP - CMS (Contact Management System)	Tracks contacts and participation information for 5,000 eligible facilities	MMCAP Facility management	MMCAP Staff	Server	2004	2007	Growth	0 - \$100k
	Low High	Poor Excellent						
	Business Value: _____	Technical Condition: _____	Comments:					
MMCAP - EbidRx	Software for insuring, managing and monitoring MMCAP Pharmaceutical data	Manage MMCAP GPO	MMCAP Staff	Server	2008	2008	Growth	\$100k - \$500k
	Low High	Poor Excellent						
	Business Value: _____	Technical Condition: _____	Comments: The cost associated with this system is combined with the cost of GPO. - Group Purchasing System.					
MMCAP - GPO - Group Purchasing System	Contract for support of pharmaceutical information and analysis	Manage MMCAP GPO	MMCAP Staff	Server	1999	2006	Maturity	\$100k - \$500k
	Low High	Poor Excellent						
	Business Value: _____	Technical Condition: _____	Comments: System to be replace or major enhancement by 6/1/2012 due to new industry standards and requirements. The cost associated with this system is combined with the cost of EbidRx.					
MMCAP - Microsoft Accounting 2008	Track admin fees from contracted manufacturers	Manage MMCAP Admin Fee	MMCAP Staff	Server	2006	2008	Maturity	0 - \$100k
	Low High	Poor Excellent						
	Business Value: _____	Technical Condition: _____	Comments: Replaces ACTS					
MMCAP - National Drug Code - Product Resolution System	NDC-PRS	Manage NDC Indexes and Sales cross references	MMCAP Staff	Server	2005	2006	Maturity	0 - \$100k
	Low High	Poor Excellent						
	Business Value: _____	Technical Condition: _____	Comments:					
MMCAP - Usage System	Tracks and reports on pharmaceutical purchases and trends	Manage MMCAP Sales Data	MMCAP Staff	Server	2004	2008	Maturity	0 - \$100k
	Low High	Poor Excellent						
	Business Value: _____	Technical Condition: _____	Comments:					

Application Portfolio - updated: 2010

Application	Description	Business Purpose	Customer Group	Platform	Implemented	Last Update	Life Cycle Stage	Operations Cost
MMD Professional Technical Contract Database	MS Access database w/programming code to track, edit, store, manage and report on Professional Technical Contracts generated by state agencies	Data storage, management and reporting	Mostly internal to agency	Data is stored on an MS SQL 2000 server. The program runs on a PC.	1991	2004	Maturity	0 - \$100k
	<p>Business Value: Low High ◆ </p> <p>Technical Condition: Poor Excellent ◆ </p> <p>Comments:</p>							
MMD WEB Hosting	MS IIS 6.0 Application used to run and manage the MMD website	Serve MMD Web pages	Other State Agencies, political subdivisions, citizens of MN, individuals and agencies in other states and countries, vendors and MMD staff.	Server	1996	2004	Growth	0 - \$100k
	<p>Business Value: Low High ◆ </p> <p>Technical Condition: Poor Excellent ◆ </p> <p>Comments:</p>							
MN Mapper	A website for the public to design their own page-size state maps to print or save by selecting the features they want from a list.	Procurement	Mostly citizens at large	Server	2002	2003	Maturity	0 - \$100k
	<p>Business Value: Low High ◆ </p> <p>Technical Condition: Poor Excellent ◆ </p> <p>Comments: MN Mapper fills a niche for very simple maps; anyone with a web browser can use it.</p>							
NorthStar Mapper	A comprehensive web service that allows technical GIS users to identify and download available data for their applications and other users to produce custom maps for Minnesota.	Any business purpose that is supported by GIS	GIS specialists, mostly in state and local government agencies	Server	2006	2008	Growth	0 - \$100k
	<p>Business Value: Low High ◆ </p> <p>Technical Condition: Poor Excellent ◆ </p> <p>Comments: NorthStar Mapper uses web mapping services and data that have the potential to support most GIS business applications of other state agencies and could serve as a foundation for an integrated emergency response system.</p>							

Application Portfolio - updated: 2010

Application	Description	Business Purpose	Customer Group	Platform	Implemented	Last Update	Life Cycle Stage	Operations Cost
Oracle Database Management, Tracking and Reporting System		manage, track SIS related data	MMD and MMCAP Management and Staff	Server	2005	2006	Maturity	0 - \$100k
	<p>Business Value: Low High ◆ </p> <p>Technical Condition: Poor Excellent ◆ </p> <p>Comments: Retired with the retirement of the Spend Intelligence System</p>							
Parking management system for PMD facilities	AIMS parking system	Parking Application	All employees/visitors to PMD buildings	PC	2005	2009	Growth	0 - \$100k
	<p>Business Value: Low High ◆ </p> <p>Technical Condition: Poor Excellent ◆ </p> <p>Comments:</p>							
PeachTree Complete Accounting	PeachTree for financial statements and some accounts receivable	Accounting and budgeting	Mostly internal to agency	Not sure Installed by OET	2000	2006	Decline	0 - \$100k
	<p>Business Value: Low High ◆ </p> <p>Technical Condition: Poor Excellent ◆ </p> <p>Comments: The cost of the software is reasonable. If the files are corrupted, the impact would be significant.</p>							
Project Archive System	Archiving software; holds all our archived projects	Building and real estate management	Specific sub-group of customers or clients	PC	2004	1999	Growth	0 - \$100k
	<p>Business Value: Low High ◆ </p> <p>Technical Condition: Poor Excellent ◆ </p> <p>Comments: Required for renovation and other projects</p>							
Public Land Survey Map Retrieval System	A comprehensive web service that allows technical GIS users, land surveyors and the public to browse and download the original General Land Office survey maps of Minnesota.	Other	Mostly citizens at large	Server	2005	2006	Growth	0 - \$100k
	<p>Business Value: Low High ◆ </p> <p>Technical Condition: Poor Excellent ◆ </p> <p>Comments: This site makes vital information that was previously only on fragile paper maps available to anyone with a browser. Ideally, the accompanying field notes will be scanned and added to the site in a future phase.</p>							
Retail Pro	Functions include Order Entry, Manage Inventory, Invoice, Accounts Receivable and other accounting functions, Sales Analysis, etc.	Retail Sales	Mostly citizens at large	Server	2009	2010	Maturity	0 - \$100k
	<p>Business Value: Low High ◆ </p> <p>Technical Condition: Poor Excellent ◆ </p> <p>Comments: DMAS Software has been phased out and replaced with Retail Pro and Business Works</p>							

Application Portfolio - updated: 2010

Application	Description	Business Purpose	Customer Group	Platform	Implemented	Last Update	Life Cycle Stage	Operations Cost
Risk Management System (Risk 360)	Program used for policy issuance & insurance premium calculation & reporting	Accounting and budgeting	Other state agencies or bodies	Server	2000	2006	Growth	0 - \$100k
	<p>Business Value: Low High ◆ </p> <p>Technical Condition: Poor Excellent ◆ </p> <p>Comments: Approx. annual cost \$35K, being replaced by AON</p>							
SIS - Spend Intelligence System	Spend analysis system	Spend Intelligence	MMD and MMCAP Management and Staff	Server	2005	2006	Growth	0 - \$100k
	<p>Business Value: Low High ◆ </p> <p>Technical Condition: Poor Excellent ◆ </p> <p>Comments: Retired with the retirement of the Spend Intelligence System</p>							
Space Management (AutoCAD)	Computer Aided Drafting software	Building and real estate management	Other state agencies or bodies	PC	2000	2008	Growth	0 - \$100k
	<p>Business Value: Low High ◆ </p> <p>Technical Condition: Poor Excellent ◆ </p> <p>Comments:</p>							
Statewide Elevation and Imagery Inventory	SEII is designed to gather and share information about high density elevation and digital aerial photography data in and around the state.	Other	Other	Server	2006	2007	Emerging	0 - \$100k
	<p>Business Value: Low High ◆ </p> <p>Technical Condition: Poor Excellent ◆ </p> <p>Comments: This application helps people find existing data, learn about plans to collect new data and coordinate data collection efforts to save money and obtain better products. It is being more widely advertised to have more complete holdings.</p>							
Statewide Parcel Mapping Inventory	SPMI supports the collection and maintenance of locally provided data that provides a current snapshot of parcel data development across Minnesota.	Other	Other	Server	2003	2007	Maturity	0 - \$100k
	<p>Business Value: Low High ◆ </p> <p>Technical Condition: Poor Excellent ◆ </p> <p>Comments: SPMI provides one website where people can find out about the status of development and maintenance of parcel data for all 87 counties and a number of cities and tribal governments. Funding for development was provided by MnDOT.</p>							

Application Portfolio - updated: 2010

Application	Description	Business Purpose	Customer Group	Platform	Implemented	Last Update	Life Cycle Stage	Operations Cost
True North: Mapping Minnesota's History	True North provides Minnesota's teachers with the knowledge, curriculum, and tools to teach the state's new graduation standards for geography and history, using online digital resources and applications.	Education - E-12	Local government/Higher Ed/E-12 Ed	Server	2007	2008	Emerging	0 - \$100k
	<p>Business Value: Low High ◆ </p> <p>Technical Condition: Poor Excellent ◆ </p> <p>Comments: Site created in collaboration with and with funding from the Minnesota Historical Society.</p>							
Unplatted Burial Sites and Earthworks in Minnesota	A web service that provides authenticated access to locations of identified unplatted burial sites in Minnesota.	Other	Mostly counties, but also state agencies that have programs that may potentially disturb protected burial sites.	Server	2000	2006	Maturity	0 - \$100k
	<p>Business Value: Low High ◆ </p> <p>Technical Condition: Poor Excellent ◆ </p> <p>Comments: This application supports a critical responsibility of the Office of the State Archaeologist.</p>							
Vendor Management System	Master Roster Database of Consultants	Register individuals or businesses	Other state agencies or bodies	Server	2006	2006	Growth	0 - \$100k
	<p>Business Value: Low High ◆ </p> <p>Technical Condition: Poor Excellent ◆ </p> <p>Comments: web based system developed by OET</p>							
VoiceFax/VFAdmin	Entry, Tracking and Reporting System for MN State Procurement Contract Releases, Contracts and Construction Project Plans and their Planholders. Also - Fax/Broadcast System to fax requested contract release/contract documents to registered users	Procurement	Local government/Higher Ed/E-12 Ed	PC	1995	1999	Decline	0 - \$100k
	<p>Business Value: Low High ◆ </p> <p>Technical Condition: Poor Excellent ◆ </p> <p>Comments:</p>							
WSCA Contracts	Tracks and manages participant information for WSCA/NASPO PC Contracts	WSCA/NASPO Facility management	WSCA/NASPO Staff	Server	2004	2006	Growth	0 - \$100k
	<p>Business Value: Low High ◆ </p> <p>Technical Condition: Poor Excellent ◆ </p> <p>Comments: Re-organization of management duties related to WSCA.</p>							

Project Portfolio - updated: 2010

Project	Cost	Start	Finish	State	Status	Scope	Type	Primary Outcome	Primary Driver
Risk Management Information System		5/8/2009	8/31/2011	Active			Business Process		Strategic

Project Portfolio: - updated: 2012

Project

Project	Cost	Start	Finish	State	Status	Scope	Type	Primary Outcome	Primary Driver
Grants Management		4/4/2005	1/31/2010	Completed	Closure	Enterprise	Business Process	Increased Efficiency	Strategic
Enterprise Lean Continuous Improvement		11/8/2007	12/31/2010	Completed	Execution	Enterprise	Business Process	Increased Efficiency	Strategic
Drive to Excellence Program Office		5/1/2005	1/1/2011	Completed	Closure	Enterprise	Business Process	Increased Efficiency	Strategic

This page left blank to support duplex printing

IT Spend -updated : 2010

Fiscal Year	Fund	Salaries	Repairs	Prof/Tech Services	Computer & System Services	Communications	Supplies	Equipment	Other Operating Costs	Agency Provided Tech Serv	Spending For Individuals	Other	Total
2008	100		\$512			\$841	\$339						\$1,692
2008	320	\$5,538	\$3,006		\$20,490	\$160,268	\$5,077	\$2,494					\$196,873
2008	904	\$581	\$563		\$8,498	\$17,817	\$1,864						\$29,323
2008 Total:		\$6,119	\$4,081		\$28,988	\$178,926	\$7,280	\$2,494					\$227,888
2009	100			\$27,895	\$101	\$537	\$1,312	\$989					\$30,834
2009	320				\$25,022	\$170,961	\$3,654	\$136,688					\$336,325
2009	904				\$7,436	\$26,565	\$695	\$28,913					\$63,610
2009 Total:				\$27,895	\$32,559	\$198,063	\$5,661	\$166,591					\$430,769
2010	100			\$9,820	\$107	\$495							\$10,422
2010	320				\$26,473	\$178,328	\$2,436		\$689				\$207,926
2010	904				\$8,049	\$30,310	\$460		\$77				\$38,896
2010 Total:				\$9,820	\$34,629	\$209,133	\$2,896		\$765				\$257,244

Application Portfolio - updated: 2010

Application	Description	Business Purpose	Customer Group	Platform	Implemented	Last Update	Life Cycle Stage	Operations Cost
Encompass	Recording and playing back their hearings. Encompass includes various components: Session Manager, Archive Manager, Encompass player, RC Player	Other	Mostly internal to agency	PC	2007	2007	Maturity	0 - \$100k
	Business Value: Low High ◆ 	Technical Condition: Poor Excellent ◆ 	Comments:					
Imaging	Dept of Labor and Industry supported application	Other	Mostly internal to agency	Mainframe	1997	1997	Maturity	0 - \$100k
	Business Value: Low High ◆ 	Technical Condition: Poor Excellent ◆ 	Comments:					
ISYS	Software to search Indexed case documents/decisions	Other	Mostly internal to agency	Server	1999	2001	Maturity	0 - \$100k
	Business Value: Low High ◆ 	Technical Condition: Poor Excellent ◆ 	Comments:					
Juris	Assigning, tracking and documenting their hearings. Juris Timekeeping - to document the time the judges invest	Other	Mostly internal to agency	Server	2005	2005	Maturity	0 - \$100k
	Business Value: Low High ◆ 	Technical Condition: Poor Excellent ◆ 	Comments:					
Report of Hearing	MS Access based Runtime application	Other	Mostly internal to agency	PC	2006	2006	Maturity	0 - \$100k
	Business Value: Low High ◆ 	Technical Condition: Poor Excellent ◆ 	Comments:					

Project Portfolio: - Updated 2012

No Projects Registered

Agency IT Portfolio: Agriculture Dept

IT Spend - updated: 2010

Fiscal Year	Fund	Salaries	Repairs	Prof/Tech Services	Computer & System Services	Communications	Supplies	Equipment	Other Operating Costs	Agency Provided Tech Serv	Spending For Individuals	Other	Total
2008	100	\$950,440	\$72,707	\$182,797	\$222,622	\$207,243	\$45,725	\$40,162	\$21,691	\$25,321	\$210		\$1,768,920
2008	200	\$568,807				\$4,692				\$13,648			\$587,147
2008	208	\$27,712	\$561	\$159,210	\$41,060	\$88,344	\$24,253	\$123,165	\$1,611				\$465,916
2008	300	\$1,999			\$28,149	\$17,920	\$7,055	\$101,063					\$156,186
2008	331			\$14,500	\$332	\$1,132							\$15,964
2008	690					\$5							\$5
2008 Total:		\$1,548,959	\$73,268	\$356,507	\$292,162	\$319,336	\$77,034	\$264,390	\$23,302	\$38,969	\$210		\$2,994,137
2009	100	\$1,106,798	\$57,246	\$176,625	\$418,658	\$199,488	\$70,309	\$317,751	\$34,390				\$2,381,264
2009	200	\$518,319			\$55	\$3,052	\$31	\$212					\$521,670
2009	208	\$29,539	\$288	\$162,759	\$71,537	\$114,686	\$6,303	\$96,764	\$599				\$482,476
2009	300	\$4,738		\$472	\$63,992	\$24,400	\$6,379	\$18,764					\$118,745
2009	331				\$332	\$1,192		\$50,900					\$52,424
2009 Total:		\$1,659,394	\$57,533	\$339,857	\$554,574	\$342,818	\$83,022	\$484,391	\$34,990				\$3,556,579
2010	100	\$1,029,500	\$47,375	\$136,648	\$272,330	\$231,537	\$38,124	\$75,363	\$23,656				\$1,854,535
2010	200	\$565,416			\$80	\$5,181	\$30						\$570,707
2010	208	\$97,614	\$1,246	\$220,417	\$63,970	\$115,902	\$33,927	\$74,830	\$2,787				\$610,692
2010	300	\$2,791	\$1,682	\$25,095	\$36,196	\$40,435	\$8,825	\$29,871	\$406				\$145,300
2010	331					\$1,610	\$7,898	\$793					\$10,302
2010	352							\$13,712					\$13,712
2010	690				\$215								\$215
2010 Total:		\$1,695,322	\$50,303	\$382,160	\$372,791	\$394,665	\$88,805	\$194,569	\$26,849				\$3,205,463

Application Portfolio - updated: 2010

Application	Description	Business Purpose	Customer Group	Platform	Implemented	Last Update	Life Cycle Stage	Operations Cost
ADaMS	Tracks inspections, investigations and violations from the Pest/Fert division.	Regulatory	Mostly internal to agency	PC	1995	1996	Decline	0 - \$100k
	Business Value: Low High ◆ 	Technical Condition: Poor Excellent ◆ 	Comments:					
AGBMP	Detailed tracking of loans disbursed by counties/banks for farm improvements	Accounting and budgeting	Mostly internal to agency	PC	1996	2008	Growth	\$100k - \$500k
	Business Value: Low High ◆ 	Technical Condition: Poor Excellent ◆ 	Comments:					
agmailing	Stores and producing mailing list of various Ag and gov't entities.	communications	Mostly internal to agency	PC	1996	1998	Maturity	0 - \$100k
	Business Value: Low High ◆ 	Technical Condition: Poor Excellent ◆ 	Comments:					
amd_supplies	Tracks and orders office supplies	Procurement	Mostly internal to agency	PC	1999	2003	Maturity	0 - \$100k
	Business Value: Low High ◆ 	Technical Condition: Poor Excellent ◆ 	Comments:					
Animal Damage Control (ADC)	Tracks livestock damage dur to predation predominately by wolves.	Environmental protection	Specific sub-group of customers or clients	PC	1998	1998	Decline	0 - \$100k
	Business Value: Low High ◆ 	Technical Condition: Poor Excellent ◆ 	Comments:					
animal_ord	Collects and displays county animal ordinance information	Legislation and policy	Mostly citizens at large	Server	2006	2009	Growth	0 - \$100k
	Business Value: Low High ◆ 	Technical Condition: Poor Excellent ◆ 	Comments:					
arborist	Allows certified arborists to enter their info for MDA via the web	Regulatory	Mostly internal to agency	Server	2004	2006	Decline	0 - \$100k
	Business Value: Low High ◆ 	Technical Condition: Poor Excellent ◆ 	Comments:					
arborist_priv	Allows program manager to manage the data collected from the web input form 'Arborist'	Regulatory	Mostly internal to agency	Server	2004	2006	Decline	0 - \$100k
	Business Value: Low High ◆ 	Technical Condition: Poor Excellent ◆ 	Comments:					

Application Portfolio - updated: 2010

Application	Description	Business Purpose	Customer Group	Platform	Implemented	Last Update	Life Cycle Stage	Operations Cost
ARCGIS	Allows maps to be served to any browser Low High Business Value: <u> </u> ◆ <u> </u>	Environmental protection Poor Excellent Technical Condition: <u> </u> ◆ <u> </u>	Mostly internal to agency	Server	2004	2008	Growth	0 - \$100k
assets	Tracking of agency assets Low High Business Value: <u> </u> ◆ <u> </u>	Accounting and budgeting Poor Excellent Technical Condition: <u> </u> ◆ <u> </u>	Mostly internal to agency	PC	1998	2001	Maturity	0 - \$100k
Attendance	Tracks attendance - used during the strike - not currently in use Low High Business Value: <u> </u> ◆ <u> </u>	Payroll and Insurance Poor Excellent Technical Condition: <u> </u> ◆ <u> </u>	Mostly internal to agency	PC	2001	2001	Maturity	0 - \$100k
Billtracking	Allows for the tracking of legislative bills and their status and amendments Low High Business Value: <u> </u> ◆ <u> </u>	Legislation and policy Poor Excellent Technical Condition: <u> </u> ◆ <u> </u>	Mostly internal to agency	Server	2009	2009	Maturity	0 - \$100k
ccrefunds	Calculates and tracks corn farmer reimbursements Low High Business Value: <u> </u> ◆ <u> </u>	Transfer payments and aids Poor Excellent Technical Condition: <u> </u> ◆ <u> </u>	Mostly internal to agency	PC	2005	2005	Maturity	0 - \$100k
chemstation	Aids in chemical analysis of data received from various laboratory analytical devices Low High Business Value: <u> </u> ◆ <u> </u>	Analysis Poor Excellent Technical Condition: <u> </u> ◆ <u> </u>	Mostly internal to agency	PC	1996	2004	Maturity	0 - \$100k
CIS	Dept wide inspect/compliance system Low High Business Value: <u> </u> ◆ <u> </u>	Environmental protection Poor Excellent Technical Condition: <u> </u> ◆ <u> </u>	Mostly internal to agency	PC	2006	2010	Growth	\$100k - \$500k
Cisco 3620	Manages phone line connections and modems for remote access via Citrix Low High Business Value: <u> </u> ◆ <u> </u>	Communication Poor Excellent Technical Condition: <u> </u> ◆ <u> </u>	Mostly internal to agency	Other	1998	2002	Maturity	0 - \$100k

Application Portfolio - updated: 2010

Application	Description	Business Purpose	Customer Group	Platform	Implemented	Last Update	Life Cycle Stage	Operations Cost
Citrix	Allows MDA personnel to access a desktop when away from the agency.	Communication	Mostly internal to agency	Server	1998	2004	Growth	\$100k - \$500k
	Business Value: Low High ◆ 	Technical Condition: Poor Excellent ◆ 	Comments:					
contact_info	Provides names of number for people of interest for emergency contacting.	Environmental protection	Mostly internal to agency	Server	2004	2004	Maturity	0 - \$100k
	Business Value: Low High ◆ 	Technical Condition: Poor Excellent ◆ 	Comments:					
corpfarm	Tracks info and entities related to corporate farms	Legislation and policy	Mostly internal to agency	PC	1998	2001	Decline	0 - \$100k
	Business Value: Low High ◆ 	Technical Condition: Poor Excellent ◆ 	Comments:					
cpdt	Provide farmers with funding options for conservation programs	Environmental protection	Specific sub-group of customers or clients	Server	2006	2008	Emerging	0 - \$100k
	Business Value: Low High ◆ 	Technical Condition: Poor Excellent ◆ 	Comments:					
Dairy Diagnostics	Helps farmers identify deficiencies in their operations	Economic Development	Specific sub-group of customers or clients	Server	2002	2003	Decline	0 - \$100k
	Business Value: Low High ◆ 	Technical Condition: Poor Excellent ◆ 	Comments:					
Dair Drug Screening	Tracks samples and results of milk submitted for drug testing	Regulatory	Mostly internal to agency	PC	1994	2000	Decline	0 - \$100k
	Business Value: Low High ◆ 	Technical Condition: Poor Excellent ◆ 	Comments:					
dairy_proc	Generates and tracks monthly invoices for dairy plants buying grade A & B milk	Accounting and budgeting	Mostly internal to agency	PC	2003	2003	Decline	0 - \$100k
	Business Value: Low High ◆ 	Technical Condition: Poor Excellent ◆ 	Comments:					
dairyinsp	Allows field inspector to access a subset on dairy inspection data via the web	Regulatory	Mostly internal to agency	Server	2000	2000	Decline	0 - \$100k
	Business Value: Low High ◆ 	Technical Condition: Poor Excellent ◆ 	Comments:					

Application Portfolio - updated: 2010

Application	Description	Business Purpose	Customer Group	Platform	Implemented	Last Update	Life Cycle Stage	Operations Cost
directory	Manages producer group contacts	Communication	Specific sub-group of customers or clients	PC	1999	2004	Maturity	0 - \$100k
	Business Value: Low High ◆ 	Technical Condition: Poor Excellent ◆ 	Comments:					
emerald ash borer	Tracks info on emerald ash borer sightings and has a corresponding mapping service	Environmental protection	Specific sub-group of customers or clients	Server	2005	2006	Maturity	0 - \$100k
	Business Value: Low High ◆ 	Technical Condition: Poor Excellent ◆ 	Comments:					
employee tracking	Pulls employee data from ia_warehouse for use in phone billing recharges	Accounting and budgeting	Mostly internal to agency	PC	1998	2000	Maturity	0 - \$100k
	Business Value: Low High ◆ 	Technical Condition: Poor Excellent ◆ 	Comments:					
renewal	Allows for licenses to be applied for and renewed on the web	Licenses or permits	Mostly citizens at large	Server	2005	2006	Growth	\$100k - \$500k
	Business Value: Low High ◆ 	Technical Condition: Poor Excellent ◆ 	Comments:					
examhand	Grain inventory inspections	Regulatory	Mostly internal to agency	PC	1995	2004	Maturity	0 - \$100k
	Business Value: Low High ◆ 	Technical Condition: Poor Excellent ◆ 	Comments:					
Farm Advocates	Tracks client info for the farm advocate program	Economic Development	Specific sub-group of customers or clients	Server	1995	1999	Maturity	0 - \$100k
	Business Value: Low High ◆ 	Technical Condition: Poor Excellent ◆ 	Comments:					
Farm Loan Tracking	Tracks status of repayment of farm loans	Accounting and budgeting	Mostly internal to agency	PC	1998	2003	Maturity	0 - \$100k
	Business Value: Low High ◆ 	Technical Condition: Poor Excellent ◆ 	Comments:					
FDAEIS2003	Captures, reports and tracks info on retail food inspections	Regulatory	Mostly internal to agency	PC	2004	2004	Decline	0 - \$100k
	Business Value: Low High ◆ 	Technical Condition: Poor Excellent ◆ 	Comments:					

Agency IT Portfolio: Agriculture Dept

Application Portfolio - updated: 2010

Application	Description	Business Purpose	Customer Group	Platform	Implemented	Last Update	Life Cycle Stage	Operations Cost
Food Compalint Desk	Tracks data on call-in complaints on food establishments	Regulatory	Mostly internal to agency	PC	1994	1997	Decline	0 - \$100k
	<p>Business Value: Low High ◆ </p> <p>Technical Condition: Poor Excellent ◆ </p> <p>Comments:</p>							
food_gps_report	Takes GPS data from the field and updates that info into the licensing system	Regulatory	Mostly internal to agency	PC	2006	2006	Decline	0 - \$100k
	<p>Business Value: Low High ◆ </p> <p>Technical Condition: Poor Excellent ◆ </p> <p>Comments:</p>							
fpsurvey	Allows field inspectors to upload data collected on pests found in the field	Environmental protection	Mostly internal to agency	Server	2003	2004	Maturity	0 - \$100k
	<p>Business Value: Low High ◆ </p> <p>Technical Condition: Poor Excellent ◆ </p> <p>Comments:</p>							
fpsurvey_mgmt	Allows for in-house coordinators to manage data received from the field	Environmental protection	Mostly internal to agency	Server	2003	2004	Maturity	0 - \$100k
	<p>Business Value: Low High ◆ </p> <p>Technical Condition: Poor Excellent ◆ </p> <p>Comments:</p>							
GIS Labels	Provides labels with a unique ID for inspectors to gather GIS info in the field	Environmental protection	Mostly internal to agency	PC	2003	2003	Decline	0 - \$100k
	<p>Business Value: Low High ◆ </p> <p>Technical Condition: Poor Excellent ◆ </p> <p>Comments:</p>							
grain	Tracks grain inspection and analysis data and generates certificates of quality and billing info	Quality Assurance	Specific sub-group of customers or clients	PC	2003	2004	Decline	0 - \$100k
	<p>Business Value: Low High ◆ </p> <p>Technical Condition: Poor Excellent ◆ </p> <p>Comments:</p>							
Inspections	Pulls data from LIMS system and combines it with inspection info for various reporting purposes	Regulatory	Mostly internal to agency	PC	2003	2003	Maturity	0 - \$100k
	<p>Business Value: Low High ◆ </p> <p>Technical Condition: Poor Excellent ◆ </p> <p>Comments:</p>							
insprtrak	Tracks and report violations on retail food establishments	Regulatory	Mostly internal to agency	PC	1998	1998	Decline	0 - \$100k
	<p>Business Value: Low High ◆ </p> <p>Technical Condition: Poor Excellent ◆ </p> <p>Comments:</p>							

Application Portfolio - updated: 2010

Application	Description	Business Purpose	Customer Group	Platform	Implemented	Last Update	Life Cycle Stage	Operations Cost
intertech phone bill	Calculates recharges to the divisions based on info from the inter tech phone bill	Accounting and budgeting	Mostly internal to agency	PC	1998	2000	Growth	0 - \$100k
	Business Value: Low High ◆ 	Technical Condition: Poor Excellent ◆ 	Comments:					
IP Telephony	IP Based phone system	Communication	Mostly internal to agency	Server	2005	2005	Growth	\$100k - \$500k
	Business Value: Low High ◆ 	Technical Condition: Poor Excellent ◆ 	Comments:					
Isenex	Laboratory temperature monitoring system	Monitoring	Mostly internal to agency	PC	2006	2006	Growth	0 - \$100k
	Business Value: Low High ◆ 	Technical Condition: Poor Excellent ◆ 	Comments:					
ISO Document Management	Catalogues all methods and procedures in accordance with ISO Standards	Environmental protection	Mostly internal to agency	Server	2009	2010	Growth	0 - \$100k
	Business Value: Low High ◆ 	Technical Condition: Poor Excellent ◆ 	Comments:					
Juniper	Allows external MDA networks/workstations to access the main network via a broadband connection.	Communication	Mostly internal to agency	Server	2005	2006	Growth	0 - \$100k
	Business Value: Low High ◆ 	Technical Condition: Poor Excellent ◆ 	Comments:					
kellydata	Generates a file of a subset of licensing data that is sent to Kelly Systems Inc.	Licenses or permits	Mostly citizens at large	PC	2001	2004	Maturity	0 - \$100k
	Business Value: Low High ◆ 	Technical Condition: Poor Excellent ◆ 	Comments:					
Labtraining	Allows for the tracking of training and certifications for Lab Staff	Other	Mostly internal to agency	Server	2010	2010	Growth	0 - \$100k
	Business Value: Low High ◆ 	Technical Condition: Poor Excellent ◆ 	Comments:					
Lender	Tracks farm loan lenders and their status	Economic Development	Mostly internal to agency	PC	1997	2003	Maturity	0 - \$100k
	Business Value: Low High ◆ 	Technical Condition: Poor Excellent ◆ 	Comments:					

Application Portfolio - updated: 2010

Application	Description	Business Purpose	Customer Group	Platform	Implemented	Last Update	Life Cycle Stage	Operations Cost
Lenders	Shows authorized ag banks by county	Economic Development	Specific sub-group of customers or clients	Server	2005	2005	Maturity	0 - \$100k
	Business Value: Low High ◆ 	Technical Condition: Poor Excellent ◆ 	Comments:					
LIMS_EPA_DATA	Pulls analytical data from the Lab Info system to be used for EPA reporting purposes.	Environmental protection	Mostly internal to agency	PC	2003	2003	Maturity	0 - \$100k
	Business Value: Low High ◆ 	Technical Condition: Poor Excellent ◆ 	Comments:					
LIS	handles all licensing and invoicing data and reports	Licenses or permits	Mostly internal to agency	PC	2000	2008	Growth	\$100k - \$500k
	Business Value: Low High ◆ 	Technical Condition: Poor Excellent ◆ 	Comments:					
lis_import	Pulls data from the Licensing Information System into the Dairy Inspection program	Licenses or permits	Mostly internal to agency	PC	2001	2002	Decline	0 - \$100k
	Business Value: Low High ◆ 	Technical Condition: Poor Excellent ◆ 	Comments:					
maillist	Manages contact data for various types of mailing lists	Information dissemination	Mostly internal to agency	PC	1998	2001	Maturity	0 - \$100k
	Business Value: Low High ◆ 	Technical Condition: Poor Excellent ◆ 	Comments:					
manure	captures and certifies analytical data on manure.	Regulatory	Mostly internal to agency	PC	2002	2002	Decline	0 - \$100k
	Business Value: Low High ◆ 	Technical Condition: Poor Excellent ◆ 	Comments:					
market	Helps to locate MN sellers for buyers	Economic Development	Businesses or professions	PC	2003	1999	Maturity	0 - \$100k
	Business Value: Low High ◆ 	Technical Condition: Poor Excellent ◆ 	Comments:					
mdalis	Allows for license data to be looked up on the web by MDA inspectors	Licenses or permits	Mostly internal to agency	Server	2002	2005	Growth	0 - \$100k
	Business Value: Low High ◆ 	Technical Condition: Poor Excellent ◆ 	Comments:					

Application Portfolio - updated: 2010

Application	Description	Business Purpose	Customer Group	Platform	Implemented	Last Update	Life Cycle Stage	Operations Cost
mdalisp	Allow for licensing data to be looked up on the web	Licenses or permits	Mostly citizens at large	Server	2002	2005	Growth	0 - \$100k
	Business Value: Low High ◆ 	Technical Condition: Poor Excellent ◆ 	Comments:					
mdatraining	Web based app that allows users to sign up for training classes at MDA	Training	Mostly internal to agency	Server	1999	2000	Maturity	0 - \$100k
	Business Value: Low High ◆ 	Technical Condition: Poor Excellent ◆ 	Comments:					
media	Manages contact info for MN media	Communication	Mostly internal to agency	PC	1996	1998	Maturity	0 - \$100k
	Business Value: Low High ◆ 	Technical Condition: Poor Excellent ◆ 	Comments:					
mgo_data	Manages data on expanding Minnesota Grown Opportunities.	Economic Development	Mostly internal to agency	PC	1998	2005	Maturity	0 - \$100k
	Business Value: Low High ◆ 	Technical Condition: Poor Excellent ◆ 	Comments:					
mngrown	Allows consumers to lookup sources for MN grown products	Economic Development	Mostly citizens at large	Server	1997	2010	Growth	0 - \$100k
	Business Value: Low High ◆ 	Technical Condition: Poor Excellent ◆ 	Comments:					
nautilus	Captures, tracks and reports on data collected in the laboratory.	Analysis	Mostly internal to agency	PC	2002	2004	Growth	0 - \$100k
	Business Value: Low High ◆ 	Technical Condition: Poor Excellent ◆ 	Comments:					
PATSS	Computer based testing system for pesticide applicators.	Environmental protection	Specific sub-group of customers or clients	Server	2005	2005	Maturity	0 - \$100k
	Business Value: Low High ◆ 	Technical Condition: Poor Excellent ◆ 	Comments:					
PATSS	Performs various management function for computer based testing system for pesticide applicators.	Environmental protection	Specific sub-group of customers or clients	PC	2005	2005	Maturity	0 - \$100k
	Business Value: Low High ◆ 	Technical Condition: Poor Excellent ◆ 	Comments:					

Application Portfolio - updated: 2010

Application	Description	Business Purpose	Customer Group	Platform	Implemented	Last Update	Life Cycle Stage	Operations Cost
pestsurvey-analysis	Allows internal coordinators to perform some rudimentary analysis	Environmental protection	Specific sub-group of customers or clients	PC	2000	2004	Maturity	0 - \$100k
	Business Value: Low High ◆ 	Technical Condition: Poor Excellent ◆ 	Comments:					
pestsurvey-upload	Allows bulk upload of field pest data from other sources into the database	Environmental protection	Specific sub-group of customers or clients	PC	2000	2004	Maturity	0 - \$100k
	Business Value: Low High ◆ 	Technical Condition: Poor Excellent ◆ 	Comments:					
pestsurvey-web	Allows farmers to look up pests found(via Fpsurvey) in their area via the web	Environmental protection	Specific sub-group of customers or clients	Server	2000	2004	Maturity	0 - \$100k
	Business Value: Low High ◆ 	Technical Condition: Poor Excellent ◆ 	Comments:					
phonelog	Tracks legislative inquiries	Legislation and policy	Mostly internal to agency	PC	2005	2005	Maturity	0 - \$100k
	Business Value: Low High ◆ 	Technical Condition: Poor Excellent ◆ 	Comments:					
phonelog	Tracks and categorizes phone calls taken by commissioner's staff	Communication	Mostly internal to agency	PC	2002	2003	Maturity	0 - \$100k
	Business Value: Low High ◆ 	Technical Condition: Poor Excellent ◆ 	Comments:					
phyto	Captures data on ag products set for export and prints out certificates	Environmental protection	Specific sub-group of customers or clients	PC	1992	2004	Decline	0 - \$100k
	Business Value: Low High ◆ 	Technical Condition: Poor Excellent ◆ 	Comments:					
Potato Inspection	Tracks information for the seed potato inspection program	Other	Mostly internal to agency	PC	2010	2010	Emerging	0 - \$100k
	Business Value: Low High ◆ 	Technical Condition: Poor Excellent ◆ 	Comments:					
privapp	Allows public and industry to lookup private applicators and their expiration dates on the web	Environmental protection	Specific sub-group of customers or clients	Server	2001	2005	Maturity	0 - \$100k
	Business Value: Low High ◆ 	Technical Condition: Poor Excellent ◆ 	Comments:					

Application Portfolio - updated: 2010

Application	Description	Business Purpose	Customer Group	Platform	Implemented	Last Update	Life Cycle Stage	Operations Cost
private applicator	Tracks info and prints certification cards for private pesticide applicators	Regulatory	Mostly internal to agency	PC	1991	2004	Maturity	0 - \$100k
	Business Value: Low High ◆ 	Technical Condition: Poor Excellent ◆ 	Comments:					
producers	Provides a list of producer organizations via the web.	Economic Development	Mostly citizens at large	Server	2004	2004	Maturity	0 - \$100k
	Business Value: Low High ◆ 	Technical Condition: Poor Excellent ◆ 	Comments:					
Props4sale	Allows people to search for agriculture properties for sale within MN	Economic Development	Specific sub-group of customers or clients	Server	2010	2010	Growth	0 - \$100k
	Business Value: Low High ◆ 	Technical Condition: Poor Excellent ◆ 	Comments:					
Purchasing	Tracks and orders supplies for the laboratory	Procurement	Mostly internal to agency	PC	2000	2001	Decline	0 - \$100k
	Business Value: Low High ◆ 	Technical Condition: Poor Excellent ◆ 	Comments:					
SPARAKS	Loan portfolio management banking system	Accounting and budgeting	Mostly internal to agency	Server	2005	2005	Maturity	0 - \$100k
	Business Value: Low High ◆ 	Technical Condition: Poor Excellent ◆ 	Comments:					
suppliers	Provides a list of processed food exporters via the web	Economic Development	Specific sub-group of customers or clients	Server	2005	2005	Maturity	0 - \$100k
	Business Value: Low High ◆ 	Technical Condition: Poor Excellent ◆ 	Comments:					
timesheet	Tracks employee hours and expenses against various projects for the Pest/Fert division.	Accounting and budgeting	Mostly internal to agency	PC	1996	2008	Growth	\$100k - \$500k
	Business Value: Low High ◆ 	Technical Condition: Poor Excellent ◆ 	Comments:					
tradirs	Manages contacts and products for MN producers	Economic Development	Mostly internal to agency	PC	1995	2005	Maturity	0 - \$100k
	Business Value: Low High ◆ 	Technical Condition: Poor Excellent ◆ 	Comments:					

Agency IT Portfolio: Agriculture Dept

Application Portfolio - updated: 2010

Application	Description	Business Purpose	Customer Group	Platform	Implemented	Last Update	Life Cycle Stage	Operations Cost
training_mgmt	Web based app that allows management to enter training opportunities and generate class lists	Training	Mostly internal to agency	Server	1999	2000	Maturity	0 - \$100k
	Business Value: Low High ◆ 	Technical Condition: Poor Excellent ◆ 	Comments:					
UFTRS	Tracks lime tonnage data submitted by producers and generates reports	Regulatory	Mostly internal to agency	PC	1997	2003	Maturity	0 - \$100k
	Business Value: Low High ◆ 	Technical Condition: Poor Excellent ◆ 	Comments:					
Wastepest	Allow the tracking and reporting of waste pesticides collected throughout the state	Environmental protection	Mostly internal to agency	Server	2010	2010	Growth	0 - \$100k
	Business Value: Low High ◆ 	Technical Condition: Poor Excellent ◆ 	Comments:					
wdairy	Captures and reports on dairy inspection information	Regulatory	Mostly internal to agency	PC	1992	1996	Decline	0 - \$100k
	Business Value: Low High ◆ 	Technical Condition: Poor Excellent ◆ 	Comments:					
weblime	Pulls lime analysis data from two different databases and puts it in a table accessible from the web	Customer Service	Specific sub-group of customers or clients	PC	2003	2003	Maturity	0 - \$100k
	Business Value: Low High ◆ 	Technical Condition: Poor Excellent ◆ 	Comments:					

Project Portfolio - updated: 2010

Project	Cost	Start	Finish	State	Status	Scope	Type	Primary Outcome	Primary Driver
MDA Compliance Information System - DFID Phase III		7/9/2007	12/31/2010	Active	Green	Agency Unique	Application Development		Strategic

IT Spend

No IT Spend - FY2008, FY2009, FY2010

Application Portfolio - updated: 2010

Application	Description	Business Purpose	Customer Group	Platform Implemented	Last Update	Life Cycle Stage	Operations Cost	
Star of the North Games participant registration system	Online system for participant registration and event management.	Allows athletes to register for competition in both team and individual events. Provides resources for staff management of events.	Mostly citizens at large	Server	2009	2010	Growth	0 - \$100k

Business Value:
Low
High
◆
Technical Condition:
Poor
Excellent
◆
Comments: System meets current needs with little updating from year to year.

Project Portfolio - Updated: 2012

No Projects Registered

This page left blank to support duplex printing

Agency IT Portfolio: Animal Health Board

IT Spend - update : 2010

Fiscal Year	Fund	Salaries	Repairs	Prof/Tech Services	Computer & System Services	Communications	Supplies	Equipment	Other Operating Costs	Agency Provided Tech Serv	Spending For Individuals	Other	Total
2008	100	\$194,528		\$5,913	\$10,263	\$38,229	\$8,466	\$43,255	\$750				\$301,404
2008	300	\$17,532		\$2,268									\$19,800
2008 Total:		\$212,060		\$8,180	\$10,263	\$38,229	\$8,466	\$43,255	\$750				\$321,203
2009	100	\$212,209		\$17,898	\$40,927	\$44,305	\$16,964	\$55,375	\$3,293				\$390,972
2009	300	\$60,534		\$5,533				\$10,714					\$76,781
2009 Total:		\$272,744		\$23,430	\$40,927	\$44,305	\$16,964	\$66,090	\$3,293				\$467,753
2010	100	\$206,719	\$2,211	\$26,945	\$36,955	\$19,410	\$2,125	\$17,415					\$311,781
2010	300	\$85,110			\$10,709			\$8,905					\$104,723
2010 Total:		\$291,829	\$2,211	\$26,945	\$47,664	\$19,410	\$2,125	\$26,320					\$416,504

Application Portfolio - updated: 2010

Application	Description	Business Purpose	Customer Group	Platform	Implemented	Last Update	Life Cycle Stage	Operations Cost
Minnesota Generic Database	Animal Disease and Surveillance Database	Animal Disease	Mostly internal to agency	Server	1995	2009	Growth	0 - \$100k
	Business Value: Low High ◆ 	Technical Condition: Poor Excellent ◆ 	Comments:					
Minnesota Poultry Testing Lab Database	Poultry disease, test result and surveillance database.	Poultry disease	Mostly internal to agency	PC	2002	2009	Growth	0 - \$100k
	Business Value: Low High ◆ 	Technical Condition: Poor Excellent ◆ 	Comments:					
Rabies Database	Track the occurrences of rabies in the state of Minnesota.	Animal Health	Other state agencies or bodies	PC	2003		Maturity	0 - \$100k
	Business Value: Low High ◆ 	Technical Condition: Poor Excellent ◆ 	Comments:					

Project Portfolio : - Updated: 2012

No Projects Registered

This page left blank to support duplex printing

IT Spend - updated: 2010

Fiscal Year	Fund	Salaries	Repairs	Prof/Tech Services	Computer & System Services	Communications	Supplies	Equipment	Operating Costs	Provided Tech Serv	For Individuals	Other	Total
2008	100		\$81	\$12,530	\$7,359	\$7,722	\$1,891	\$1,053	\$1,891				\$32,527
2008 Total:			\$81	\$12,530	\$7,359	\$7,722	\$1,891	\$1,053	\$1,891				\$32,527
2009	100			\$18,992	\$13,414	\$4,975	\$54	\$11,648					\$49,082
2009 Total:				\$18,992	\$13,414	\$4,975	\$54	\$11,648					\$49,082
2010	100			\$3,164	\$21,512	\$2,030	\$88	\$1,548					\$28,342
2010 Total:				\$3,164	\$21,512	\$2,030	\$88	\$1,548					\$28,342

Application Portfolio - updated: 2010

Application	Description	Business Purpose	Customer Group	Platform	Implemented	Last Update	Life Cycle Stage	Operations Cost
Licensing Compliance System (LCS)	Licensing database for the Board (SQL)	Licenses or permits	Businesses or professions	Server	2006	2009	Maturity	0 - \$100k
Business Value: Low High ◆ 		Technical Condition: Poor Excellent ◆ 		Comments: The Board has completed its integration of this database with Board of Accountancy.				

Project Portfolio : - Updated: 2012

No Projects Registered

This page left blank to support duplex printing

IT Spend - updated: 2010

Fiscal Year	Fund	Salaries	Repairs	Prof/Tech Services	Computer & System Services	Communications	Supplies	Equipment	Other Operating Costs	Agency Provided Tech Serv	Spending For Individuals	Other	Total
2008	100	\$77,817			\$1,234		\$12,616			\$1,197			\$92,864
2008	300	\$47,629	\$115		\$9,150	\$10,757	\$433						\$68,084
2008 Total:		\$125,446	\$115		\$10,384	\$10,757	\$13,050			\$1,197			\$160,948
2009	100	\$79,115	\$3,564		\$10,499	\$12,372	\$29,164	\$10,008	\$3,832				\$148,554
2009	300	\$33,735		\$3,600									\$37,335
2009 Total:		\$112,850	\$3,564	\$3,600	\$10,499	\$12,372	\$29,164	\$10,008	\$3,832				\$185,889
2010	100	\$67,603	\$125	\$2,700	\$4,435	\$11,824	\$8,496	\$31	\$68				\$95,282
2010	351	\$67,139											\$67,139
2010 Total:		\$134,742	\$125	\$2,700	\$4,435	\$11,824	\$8,496	\$31	\$68				\$162,421

Application Portfolio - updated: 2010

Application	Description	Business Purpose	Customer Group	Platform	Implemented	Last Update	Life Cycle Stage	Operations Cost
MS Access	agency mailing list and grant application database	Grants management	Mostly internal to agency	Server	1996	2007	Maturity	0 - \$100k
	Business Value: Low High ◆ 	Technical Condition: Poor Excellent ◆ 	Comments: No annual expense to agency.					
PHP/MySQL web application	Registry of Teaching Artists	arts community resource	Specific sub-group of customers or clients	Server	2007	2008	Growth	0 - \$100k
	Business Value: Low High ◆ 	Technical Condition: Poor Excellent ◆ 	Comments: Plan is to create a unified roster/registry resource to manage these lists.					
PHP/MySQL web application	Roster of Touring Artists	arts community resource	Specific sub-group of customers or clients	Server	2007	2008	Growth	0 - \$100k
	Business Value: Low High ◆ 	Technical Condition: Poor Excellent ◆ 	Comments: Plan is to create a unified roster/registry resource to manage these lists.					
PHP/MySQL web application	Percent for Art Registry	arts community resource	Specific sub-group of customers or clients	Server	2007	2008	Growth	0 - \$100k
	Business Value: Low High ◆ 	Technical Condition: Poor Excellent ◆ 	Comments: Plan is to create a unified roster/registry resource to manage these lists.					
PHP/MySQL web application	Grant Applications	arts community resource	Specific sub-group of customers or clients	Server	2009	2008	Growth	0 - \$100k
	Business Value: Low High ◆ 	Technical Condition: Poor Excellent ◆ 	Comments:					
PHP/MySQL web application	Grants and Opportunities Services	arts community resource	Mostly citizens at large	Server	2004	2008	Growth	0 - \$100k
	Business Value: Low High ◆ 	Technical Condition: Poor Excellent ◆ 	Comments: Currently inactive. Will be reactivated when opportunity resources can post their own content (part of planed CMS implementation).					

Project Portfolio : - Updated: 2012

No Projects Registered

IT Spend - updated: 2010

Fiscal Year	Fund	Salaries	Repairs	Prof/Tech Services	Computer & System Services	Communications	Supplies	Equipment	Operating Costs	Provided Tech Serv	For Individuals	Other	Total
2008	100				\$768	\$4,365							\$5,133
2008 Total:					\$768	\$4,365							\$5,133
2009	100				\$1,418	\$4,640							\$6,058
2009 Total:					\$1,418	\$4,640							\$6,058
2010	100				\$1,474	\$4,437							\$5,911
2010	200			\$1,500									\$1,500
2010 Total:					\$1,500	\$1,474	\$4,437						\$7,411

Application Portfolio - updated: 2006

Application	Description	Business Purpose	Customer Group	Platform	Implemented	Last Update	Life Cycle Stage	Operations Cost
Server, Network	Server is down, with network frequently malfunctioning	Legislation and policy	Mostly internal to agency	Server	2001	2001	Decline	0 - \$100k
	Business Value: Low High ◆ 	Technical Condition: Poor Excellent ◆ 	Comments: The Server was never properly implemented and we have never had a real major upgrade that was well put together and done comprehensively, with technical support available - we have had some improvements and promised ones that were never carried out.					
Web-site	Web-site design severely limited by money and access to resources	Legislation and policy	Mostly citizens at large	Other	1998	2000	Decline	0 - \$100k
	Business Value: Low High ◆ 	Technical Condition: Poor Excellent ◆ 	Comments: We have never had support, guidance, or resources to build a website our clients can count on and find useful					

Project Portfolio : - Updated: 2012

No Projects Registered

This page left blank to support duplex printing

Agency IT Portfolio: Barber Examiners Bd

IT Spend - updated: 2010

Fiscal Year	Fund	Salaries	Repairs	Prof/Tech Services	Computer & System Services	Communications	Supplies	Equipment	Other Operating Costs	Agency Provided Tech Serv	Spending For Individuals	Other	Total
2010	100			\$13,550	\$3,810	\$855		\$102					\$18,317
2010 Total:				\$13,550	\$3,810	\$855		\$102					\$18,317

Application Portfolio - updated: 2010

Application	Description	Business Purpose	Customer Group	Platform	Implemented	Last Update	Life Cycle Stage	Operations Cost
GL Suite	Licensure/Complaint/Discipline/Compliance software	Licenses or permits	Businesses or professions	Server	2003	2005	Growth	0 - \$100k
	Business Value: Low High _____ ◆ _____	Technical Condition: Poor Excellent _____ ◆ _____	Comments: Answers above were responded to by the Board of Psychology. The Board maintains a license to use the software.					

Project Portfolio : - Updated: 2012

No Projects Registered

This page left blank to support duplex printing

Agency IT Portfolio: Barber/Cosmetologist Examiners Bd

IT Spend - updated: 2010

Fiscal Year	Fund	Salaries	Repairs	Prof/Tech Services	Computer & System Services	Communications	Supplies	Equipment	Operating Costs	Provided Tech Serv	For Individuals	Other	Total
2008	100	\$33,027	\$408		\$1,738	\$5,155	\$2,429						\$42,757
2008 Total:		\$33,027	\$408		\$1,738	\$5,155	\$2,429						\$42,757
2009	100	\$908		\$20,774	\$8,540	\$3,614	\$119	\$5,856					\$39,811
2009 Total:		\$908		\$20,774	\$8,540	\$3,614	\$119	\$5,856					\$39,811

Application Portfolio

No Applications Registered

Project Portfolio : - Updated: 2012

No Projects Registered

This page left blank to support duplex printing

IT Spend - updated: 2010

Fiscal Year	Fund	Salaries	Repairs	Prof/Tech Services	Computer & System Services	Communications	Supplies	Equipment	Operating Costs	Provided Tech Serv	For Individuals	Other	Total
2008	171				\$6,852	\$2,348	\$2	\$45	\$144				\$9,391
2008 Total:					\$6,852	\$2,348	\$2	\$45	\$144				\$9,391
2009	171			\$149,600	\$15,752	\$2,773	\$139	\$5,414					\$173,677
2009 Total:				\$149,600	\$15,752	\$2,773	\$139	\$5,414					\$173,677
2010	171			\$348	\$5,070	\$2,378							\$7,795
2010 Total:				\$348	\$5,070	\$2,378							\$7,795

Application Portfolio - updated: 2010

Application	Description	Business Purpose	Customer Group	Platform	Implemented	Last Update	Life Cycle Stage	Operations Cost
ADC Temporary Permit Database	ADC Temporary Permit applicants and permit holders.	Licenses or permits	Mostly internal to agency	Server			Decline	0 - \$100k
	<p>Business Value: Low High ◆ </p> <p>Technical Condition: Poor Excellent ◆ </p> <p>Comments: ear implemented: Pre-2004; the board absorbed the LADC program from the Department of Health in 2005 by legislative act. Implementation and upgrades are unknown.</p>							
DotNetNuke	Website	Other	Specific sub-group of customers or clients	Server	2005	2006	Growth	0 - \$100k
	<p>Business Value: Low High ◆ </p> <p>Technical Condition: Poor Excellent ◆ </p> <p>Comments: Primary Business Purpose: Dispense information. Open Source Content Management System</p>							
Licensed Alcohol and Drug Counseling Database	ADC applicants, licensees, license renewal, continuing education	Licenses or permits	Mostly internal to agency	Server		2005	Decline	0 - \$100k
	<p>Business Value: Low High ◆ </p> <p>Technical Condition: Poor Excellent ◆ </p> <p>Comments: ear implemented: Pre-2004; the board absorbed the LADC program from the Department of Health in 2005 by legislative act. Implementation is unknown.</p>							
Licensed Professional Counselor Database (GL Suite)	Professional counselor applicants, licensees, supervisors, continuing education sponsors, continuing education tracking, license renewals, complaints and discipline, and accounting.	Licenses or permits	Mostly internal to agency	Server	2006	2006	Growth	0 - \$100k
	<p>Business Value: Low High ◆ </p> <p>Technical Condition: Poor Excellent ◆ </p> <p>Comments:</p>							

Project Portfolio - Updated: 2012

No Projects Registered

IT Spend - updated: 2010

Fiscal Year	Fund	Salaries	Repairs	Prof/Tech Services	Computer & System Services	Communications	Supplies	Equipment	Operating Costs	Provided Tech Serv	For Individuals	Other	Total
2008	100				\$1,571	\$6,596	\$1,949		\$1,271				\$11,387
2008	200					\$534	\$1,136						\$1,670
2008 Total:					\$1,571	\$7,130	\$3,085		\$1,271				\$13,057
2009	100				\$2,218	\$6,315	\$1,383						\$9,916
2009	200			\$6,700	\$502	\$450	\$199						\$7,851
2009 Total:				\$6,700	\$2,720	\$6,765	\$1,582						\$17,767
2010	100		\$138		\$950	\$7,094							\$8,181
2010	200					\$724	\$50						\$774
2010 Total:			\$138		\$950	\$7,817	\$50						\$8,955

Application Portfolio

No Applications Registered

Project Portfolio : - Updated: 2012

No Projects Registered

This page left blank to support duplex printing

IT Spend - updated: 2010

Fiscal Year	Fund	Salaries	Repairs	Prof/Tech Services	Computer & System Services	Communications	Supplies	Equipment	Other Operating Costs	Agency Provided Tech Serv	Spending For Individuals	Other	Total
2008	100	\$68,015			\$1,867	\$4,713	\$44		\$499				\$75,139
2008 Total:		\$68,015			\$1,867	\$4,713	\$44		\$499				\$75,139
2009	100	\$111,295	\$251		\$12,893	\$5,767	\$1,118	\$17,180					\$148,505
2009 Total:		\$111,295	\$251		\$12,893	\$5,767	\$1,118	\$17,180					\$148,505
2010	100	\$127,714			\$2,379	\$4,838	\$348						\$135,279
2010	991	\$0											\$0
2010 Total:		\$127,714			\$2,379	\$4,838	\$348						\$135,279

Application Portfolio - updated: 2010

Application	Description	Business Purpose	Customer Group	Platform	Implemented	Last Update	Life Cycle Stage	Operations Cost
Campaign Finance Reporter	Application provided to clients for reporting campaign receipts and expenditures <div style="display: flex; justify-content: space-between; width: 100%;"> Low High Poor Excellent </div> Business Value: <u> </u> <u> </u> Technical Condition: <u> </u> <u> </u> Comments: New version released in 2010.	Other	Specific sub-group of customers or clients	PC	1998	2010	Growth	0 - \$100k
Candidate Database	Used to register candidate committees, data entry of contributions and compliance checks. <div style="display: flex; justify-content: space-between; width: 100%;"> Low High Poor Excellent </div> Business Value: <u> </u> <u> </u> Technical Condition: <u> </u> <u> </u> Comments:	Register individuals or businesses	Specific sub-group of customers or clients	Server	1994	2009	Maturity	0 - \$100k
Economic Interest Database	Used to track the designation of public officials, data entry of Economic Interest Statements. <div style="display: flex; justify-content: space-between; width: 100%;"> Low High Poor Excellent </div> Business Value: <u> </u> <u> </u> Technical Condition: <u> </u> <u> </u> Comments:	Other	Mostly internal to agency	Server	1995	2010	Maturity	0 - \$100k
Financial Management Database	Tracks expenditures and agency budget. <div style="display: flex; justify-content: space-between; width: 100%;"> Low High Poor Excellent </div> Business Value: <u> </u> <u> </u> Technical Condition: <u> </u> <u> </u> Comments:	Accounting and budgeting	Mostly internal to agency	Server	1999		Maturity	0 - \$100k
Fixed Asset	Used to track Fixed Assets with IT information <div style="display: flex; justify-content: space-between; width: 100%;"> Low High Poor Excellent </div> Business Value: <u> </u> <u> </u> Technical Condition: <u> </u> <u> </u> Comments:	Other	Mostly internal to agency	Server			Maturity	0 - \$100k
Lobbyist Database	Used to register lobbyists, data entry of lobbyist expenditures and lobbyist principal information and compliance checks. <div style="display: flex; justify-content: space-between; width: 100%;"> Low High Poor Excellent </div> Business Value: <u> </u> <u> </u> Technical Condition: <u> </u> <u> </u> Comments:	Register individuals or businesses	Specific sub-group of customers or clients	Server	1995	2009	Maturity	0 - \$100k
MGU	Used to track Economic Interest information for Metropolitan Governmental Units <div style="display: flex; justify-content: space-between; width: 100%;"> Low High Poor Excellent </div> Business Value: <u> </u> <u> </u> Technical Condition: <u> </u> <u> </u> Comments:	Other	Mostly internal to agency	Server			Maturity	0 - \$100k
Money Owed Database	Tracking system for late filing fees and civil penalties <div style="display: flex; justify-content: space-between; width: 100%;"> Low High Poor Excellent </div> Business Value: <u> </u> <u> </u> Technical Condition: <u> </u> <u> </u> Comments:	Other	Mostly internal to agency	Server	2005		Growth	0 - \$100k

Application Portfolio - updated: 2010

Application	Description	Business Purpose	Customer Group	Platform	Implemented	Last Update	Life Cycle Stage	Operations Cost
On Line 24hr Reporting of Contributions	Electronic reporting of large contributions in manner specified in state statute. Low High	Other Poor Excellent	Specific sub-group of customers or clients	Server	2008	2010	Growth	0 - \$100k
	Business Value: _____	Technical Condition: _____	Comments:					
On Line Economic Interest Statements	Web based reporting of economic interest statements by public officials. Low High	Other Poor Excellent	Specific sub-group of customers or clients	Server	2007		Growth	0 - \$100k
	Business Value: _____	Technical Condition: _____	Comments:					
On Line Lobbyist Principal Reporting	Web based reporting application for lobbyist principals. Low High	Other Poor Excellent	Specific sub-group of customers or clients	Server	2004		Maturity	0 - \$100k
	Business Value: _____	Technical Condition: _____	Comments:					
On Line Lobbyist Reporting	Web based reporting application for lobbyist disbursements. Low High	Other Poor Excellent	Specific sub-group of customers or clients	Server	2005		Maturity	0 - \$100k
	Business Value: _____	Technical Condition: _____	Comments:					
On Line Searchable Database of Contributions and Independent Expenditures	Web based search tool of contributions by contributor or recipient. Low High	Other Poor Excellent	Mostly citizens at large	Server	2002		Growth	0 - \$100k
	Business Value: _____	Technical Condition: _____	Comments:					
Political Committee, Fund, Party Unit Database	Used to register party units and political committees, data entry of contributions and compliance checks. Low High	Other Poor Excellent	Specific sub-group of customers or clients	Server	1995	2009	Maturity	0 - \$100k
	Business Value: _____	Technical Condition: _____	Comments:					
Public Subsidy Database	Tracks public subsidy transfers from the Dept of Revenue, qualifying for payments, and public subsidy payments. Low High	Benefits determination Poor Excellent	Specific sub-group of customers or clients	Server	1998	2008	Maturity	0 - \$100k
	Business Value: _____	Technical Condition: _____	Comments:					

Agency IT Portfolio: Campaign Finance & Public Discl Board

Application Portfolio - updated: 2010

Application	Description	Business Purpose	Customer Group	Platform	Implemented	Last Update	Life Cycle Stage	Operations Cost
Receipts Database	Tracking System for receipts received by Board	Accounting and budgeting	Mostly internal to agency	Server	1997		Maturity	0 - \$100k
	Business Value: Low High ◆ 	Technical Condition: Poor Excellent ◆ 	Comments:					
Web Site	www.cfboard.state.mn.us	Other	Mostly citizens at large	Server	1994		Growth	0 - \$100k
	Business Value: Low High ◆ 	Technical Condition: Poor Excellent ◆ 	Comments:					

Project Portfolio : - Updated: 2012

No Projects Registered

IT Spend - updated: 2010

Fiscal Year	Fund	Salaries	Repairs	Prof/Tech Services	Computer & System Services	Communications	Supplies	Equipment	Operating Costs	Provided Tech Serv	For Individuals	Other	Total
2008	100				\$6,380	\$3,381	\$137						\$9,898
2008 Total:					\$6,380	\$3,381	\$137						\$9,898
2009	100				\$6,799	\$1,243	\$263	\$3,747					\$12,053
2009 Total:					\$6,799	\$1,243	\$263	\$3,747					\$12,053
2010	100				\$6,904	\$1,257							\$8,161
2010 Total:					\$6,904	\$1,257							\$8,161

Application Portfolio - updated: 2010

Application	Description	Business Purpose	Customer Group	Platform	Implemented	Last Update	Life Cycle Stage	Operations Cost
Business Function and Basic Operations	Design reviews/approvals, public hearings, and issuing of Zoning permits (CAAPB responsibilities)	Accounting and budgeting	Other state agencies or bodies	PC	1995	2008	Maturity	0 - \$100k
Business Value: Low High ◆ 		Technical Condition: Poor Excellent ◆ 		Comments: Since January 2002, the CAAPB has participated in SIRP with the purpose to acquire funding to pay LAN charges, and to promote future agency base budget adjustments for all technology expenditures. The CAAPB is a non-cabinet agency.				

Project Portfolio : - Updated: 2012

No Projects Registered

This page left blank to support duplex printing

IT Spend - updated: 2010

Fiscal Year	Fund	Salaries	Repairs	Prof/Tech Services	Computer & System Services	Communications	Supplies	Equipment	Operating Costs	Provided Tech Serv	For Individuals	Other	Total
2008	100			\$4,263	\$247	\$3,284	\$476						\$8,270
2008	200				\$540		\$3,929						\$4,469
2008 Total:				\$4,263	\$787	\$3,284	\$4,405						\$12,739
2009	100			\$1,588	\$973	\$3,558	\$4,581						\$10,700
2009	200						\$1,946						\$1,946
2009 Total:				\$1,588	\$973	\$3,558	\$6,527						\$12,645
2010	100			\$850	\$1,596	\$3,284	\$60						\$5,790
2010 Total:				\$850	\$1,596	\$3,284	\$60						\$5,790

Application Portfolio

No Applications Registered

Project Portfolio : - Updated: 2012

No Projects Registered

This page left blank to support duplex printing

Agency IT Portfolio: Chiropractic Board

IT Spend - updated: 2010

Fiscal Year	Fund	Salaries	Repairs	Prof/Tech Services	Computer & System Services	Communications	Supplies	Equipment	Operating Costs	Provided Tech Serv	For Individuals	Other	Total
2008	171				\$270	\$1,305	\$143						\$1,717
2008 Total:					\$270	\$1,305	\$143						\$1,717
2009	171				\$321	\$1,116	\$404	\$6,334					\$8,175
2009 Total:					\$321	\$1,116	\$404	\$6,334					\$8,175
2010	171				\$144	\$1,192							\$1,336
2010 Total:					\$144	\$1,192							\$1,336

Application Portfolio - updated: 2010

Application	Description	Business Purpose	Customer Group	Platform	Implemented	Last Update	Life Cycle Stage	Operations Cost
New License Manager	Manages licensing database for staff use, as well as for export to web based platform	Licenses or permits	Internal and external customers	PC	1999	2006	Maturity	0 - \$100k
	Business Value: Low High ◆ 	Technical Condition: Poor Excellent ◆ 	Comments:					

Project Portfolio : - Updated: 2012

No Projects Registered

This page left blank to support duplex printing

IT Spend - updated: 2010

Fiscal Year	Fund	Salaries	Repairs	Prof/Tech Services	Computer & System Services	Communications	Supplies	Equipment	Other Operating Costs	Agency Provided Tech Serv	Spending For Individuals	Other	Total
2008	100	\$815,824	\$34,211	\$114,100	\$449,884	\$49,673	\$16,453	\$84,823	\$680				\$1,565,647
2008	150		\$1,168		\$881	\$1,857	\$520						\$4,426
2008	200	\$157,975	\$7,716	\$1,642,106	\$52,828	\$18,218	\$6,796	\$16,746					\$1,902,385
2008	300	\$100,457	\$2,428	\$13,392	\$655,404	\$13,550	\$726	\$4,014					\$789,971
2008	320		\$1,163										\$1,163
2008 Total:		\$1,074,256	\$46,686	\$1,769,598	\$1,158,997	\$83,298	\$24,495	\$105,583	\$680				\$4,263,593
2009	100	\$844,407	\$30,177	\$485,439	\$332,860	\$54,662	\$11,931	\$236,264					\$1,995,741
2009	150		\$808		\$467	\$2,002	\$77	\$5,598					\$8,952
2009	200	\$145,888	\$2,137	\$2,508,684	\$45,539	\$21,210	\$4,735	\$27,714					\$2,755,907
2009	300	\$95,155	\$1,867	\$75,882	\$653,867	\$42,868	\$454	\$13,918					\$884,011
2009	320		\$704										\$704
2009 Total:		\$1,085,451	\$35,694	\$3,070,005	\$1,032,733	\$120,742	\$17,197	\$283,493					\$5,645,314
2010	100	\$870,057	\$4,243	\$208,066	\$316,649	\$59,052	\$15,574	\$13,450	\$11,637				\$1,498,727
2010	150				\$1,477	\$1,990							\$3,467
2010	200	\$147,102		\$2,289,383	\$77,544	\$19,794	\$5,549	\$8,736					\$2,548,107
2010	300	\$105,455	\$387	\$24,680	\$483,637	\$11,995	\$1,455	\$32,926					\$660,535
2010	320				\$382								\$382
2010 Total:		\$1,122,614	\$4,630	\$2,522,129	\$879,688	\$92,831	\$22,578	\$55,111	\$11,637				\$4,711,217

Application Portfolio - updated: 2010

Application	Description	Business Purpose	Customer Group	Platform	Implemented	Last Update	Life Cycle Stage	Operations Cost
Actuarial Application	Tracks actuarial reviews of Rate and Form Filings.	Other	Mostly internal to agency	Server	Unk	2010	Maturity	0 - \$100k
	<p>Business Value: Low High ◆ </p> <p>Technical Condition: Poor Excellent ◆ </p> <p>Comments: Used only internally by actuaries to track and analyze rate changes on insurance policies.</p>							
Assessment System	Application formerly used by Commerce and PUC to manage periodic assessment of utilities. Application has also evolved into a case tracking system that should be integrated with the agency's new eFiling application.	Other	Mostly internal to agency	PC	1994		Decline	0 - \$100k
	<p>Business Value: Low High ◆ </p> <p>Technical Condition: Poor Excellent ◆ </p> <p>Comments: The Assessment System was written in FoxPro for DOS and migrated to Visual FoxPro internally. It performs many critical case management functions associated with assessing utilities by tracking staff time on specific dockets, and includes much utility reg</p>							
AssetSmart	Weights & Measures Metrology Lab customer repository and invoicing/AR system for Metrology and Field Device Inspection	Other	Mostly internal to agency	Server	2006	2009	Decline	0 - \$100k
	<p>Business Value: Low High ◆ </p> <p>Technical Condition: Poor Excellent ◆ </p> <p>Comments: Under development. Scheduled for deployment December 2006. Ratings are estimates based on demonstrations. Renewed configuration effort in 2008.</p>							
Banking Financial Exams	Tracks regulation of State chartered institutions, except insurance.	Other	Mostly internal to agency	Server	2006		Maturity	0 - \$100k
	<p>Business Value: Low High ◆ </p> <p>Technical Condition: Poor Excellent ◆ </p> <p>Comments: Processing assessments and exams, storing results. Tracks all activities by the examination unit. MS Access.</p>							
CARDS	Web Search application for documents in EDMS. Currently implemented for consent orders and insurance company annual reports...	Other	Mostly citizens at large	Mainframe	2010	2010	Growth	\$100k - \$500k
	<p>Business Value: Low High ◆ </p> <p>Technical Condition: Poor Excellent ◆ </p> <p>Comments: Search application for FileNet documents.</p>							

Application Portfolio - updated: 2010

Application	Description	Business Purpose	Customer Group	Platform	Implemented	Last Update	Life Cycle Stage	Operations Cost
eAssessment	Replacement application for Assessment System	Procurement	Other state agencies or bodies	Mainframe	2009	2010	Growth	\$100k - \$500k
	<p>Business Value: Low High ◆ </p> <p>Technical Condition: Poor Excellent ◆ </p> <p>Comments: In production, debugging in process.</p>							
eFiling/eDockets	Web application provides electronic filing, workflow, electronic document management for documents filed in public utility cases. Used by Public Utilities Commission, Commerce, energy and telecom utilities, citizens.	Other	Specific sub-group of customers or clients	Mainframe	2005	2009	Growth	\$100k - \$500k
	<p>Business Value: Low High ◆ </p> <p>Technical Condition: Poor Excellent ◆ </p> <p>Comments: The first phase of the application was launched in June of 2005, providing access to scanned copies of documents filed in utility regulation cases. This enhancement is much more ambitious and sophisticated, consisting of components designed to be replicated. Under development now for deployment in 2009.</p>							
eHEAT	The Electronic Household Energy Automated Technology (eHEAT) Software was developed as a solution for Minnesota's Energy Assistance Program and Weatherization Assistance Program to serve customers, manage data and streamline program functions including a	Grants management	Mostly citizens at large	Mainframe	2004		Growth	\$100k - \$500k
	<p>Business Value: Low High ◆ </p> <p>Technical Condition: Poor Excellent ◆ </p> <p>Comments: Operational cost is excessive. Upgrades and modifications to improve operational cost are underway now.</p>							
eMERTS	Case and Record Management application for Division of Insurance Fraud Prevention.	Law enforcement	Mostly internal to agency	Server	2009	2009	Growth	0 - \$100k
	<p>Business Value: Low High ◆ </p> <p>Technical Condition: Poor Excellent ◆ </p> <p>Comments: Records and Case Management system for Insurance Fraud Investigations</p>							
Energy Brochure tracking application	Application to track energy conservation publications produced by the Department of Commerce Energy Security Office.	Other	Mostly citizens at large	PC	2002	2003	Maturity	0 - \$100k
	<p>Business Value: Low High ◆ </p> <p>Technical Condition: Poor Excellent ◆ </p> <p>Comments: Tracks and catalogues marketing and informational materials for the Office of Energy Security.</p>							

Application Portfolio - updated: 2010

Application	Description	Business Purpose	Customer Group	Platform	Implemented	Last Update	Life Cycle Stage	Operations Cost
Energy Facility Permitting application	Tracks Energy Facility Site Permit applications and informs the public about progress.	Environmental protection	Other	Server	2004	2010	Maturity	0 - \$100k
	<p>Business Value: Low High ◆ </p> <p>Technical Condition: Poor Excellent ◆ </p> <p>Comments: Hosted at MNGIO.</p>							
Enforcement Database	Application used to record, track and manage the department's enforcement actions. Integrated with the Licensing database.	Law enforcement	Mostly citizens at large	Server	2000		Maturity	\$100k - \$500k
	<p>Business Value: Low High ◆ </p> <p>Technical Condition: Poor Excellent ◆ </p> <p>Comments: Integrates with the licensing database to cross-reference enforcement actions with licensing functionality.</p>							
Grants Database	Application to allow DOC Office of Energy Security grants and contracting personnel to track and report on grants awarded to various entities across the state	Grants management	Mostly internal to agency	Server	2007	2010	Maturity	0 - \$100k
	<p>Business Value: Low High ◆ </p> <p>Technical Condition: Poor Excellent ◆ </p> <p>Comments: MS Access-based application upgraded and maintained by OES staff</p>							
Insurance Examinations Application	Track company examinations and store documentation from insurance exams.	Other	Mostly internal to agency	Server	Prior 1985	2002	Maturity	0 - \$100k
	<p>Business Value: Low High ◆ </p> <p>Technical Condition: Poor Excellent ◆ </p> <p>Comments:</p>							
Licensing Application	Application and database used to manage and track Commerce license types. Links to SIRCON, PULSE, ...	Licenses or permits	Businesses or professions	Server	2000		Decline	\$100k - \$500k
	<p>Business Value: Low High ◆ </p> <p>Technical Condition: Poor Excellent ◆ </p> <p>Comments: Implementation of other systems (Sircon, Pulse) used for licensing, and the migration of some license types to other agencies have reduced the licensing activity managed in this database. Limited use for Campground Agents, Currency Exchange, some insurance certificates, archival data.</p>							
Non-Financial Electronic Funds transfer application	The nfeft application tracks registration of ATM machines not owned by banks or credit unions.	Other	Mostly internal to agency	Server	2010	2010	Growth	0 - \$100k
	<p>Business Value: Low High ◆ </p> <p>Technical Condition: Poor Excellent ◆ </p> <p>Comments:</p>							

Application Portfolio - updated: 2010

Application	Description	Business Purpose	Customer Group	Platform	Implemented	Last Update	Life Cycle Stage	Operations Cost
Petrofund Database	Application used to register, track and manage grants for remediation of leaking petroleum tanks from the Petrofund.	Environmental protection	Businesses or professions	PC	2005		Growth	0 - \$100k
	<p>Business Value: Low High ◆ </p> <p>Technical Condition: Poor Excellent ◆ </p> <p>Comments: This application replaced an outdated application which was migrated in late 2005, early 2006.</p>							
Policy Analysis Database	Insurance policy analysis.	Other	Mostly internal to agency	PC	1999		Decline	0 - \$100k
	<p>Business Value: Low High ◆ </p> <p>Technical Condition: Poor Excellent ◆ </p> <p>Comments: Replaced by Sircon application for all new records. Used for tracking historical records. Will be phased out when Sircon functionality supports research and library needs. Functionality now in SERFF.</p>							
PULSE	Web application to manage, process and track licenses and other critical information on real estate companies, agencies and individual producers. Application and data are outsourced.	Other	Specific sub-group of customers or clients	Other	2006		Growth	\$100k - \$500k
	<p>Business Value: Low High ◆ </p> <p>Technical Condition: Poor Excellent ◆ </p> <p>Comments: Similar to Sircon for States application. In production. Vendor performance and application performance issues are under review.</p>							
Purchasing Group Insurance Application	Tracks active and historical information on Insurance Purchasing Groups.	Other	Mostly internal to agency	Server	2000	2003	Maturity	0 - \$100k
	<p>Business Value: Low High ◆ </p> <p>Technical Condition: Poor Excellent ◆ </p> <p>Comments:</p>							
Receipting Database	Applications tracks and manages cash receipts.	Accounting and budgeting	Mostly internal to agency	Server	2000		Maturity	0 - \$100k
	<p>Business Value: Low High ◆ </p> <p>Technical Condition: Poor Excellent ◆ </p> <p>Comments: Integrates with licensing database and other business operations. Client server. Older technology. Still in use.</p>							
Registration database	Application used to record, track and manage securities/mutual funds/franchise etc. registrations.	Other	Businesses or professions	Server	2000		Maturity	0 - \$100k
	<p>Business Value: Low High ◆ </p> <p>Technical Condition: Poor Excellent ◆ </p> <p>Comments: The system is outdated and the Securities unit plans to replace this application. No project to replace it is currently underway.</p>							

Application Portfolio - updated: 2010

Application	Description	Business Purpose	Customer Group	Platform	Implemented	Last Update	Life Cycle Stage	Operations Cost
Self Insurance	Tracks self-insured entities.	Other	Mostly internal to agency	Server	2006		Maturity	0 - \$100k
	Business Value: Low High ◆ 	Technical Condition: Poor Excellent ◆ 	Comments: Repository of information about self-insured entities regulated by the State. MS Access.					
SERFF	System for Electronic Rate and Form Filing, an application provided by the NAIC and used by Commerce analysts to track reviews of Rate and Form filings by insurance companies.	Other	Mostly internal to agency	Server	2005	2009	Maturity	0 - \$100k
	Business Value: Low High ◆ 	Technical Condition: Poor Excellent ◆ 	Comments:					
Sircon for States	Web application to manage, process and track licenses and other critical information on insurance companies, agencies and individual producers. Application and data are outsourced.	Other	Specific sub-group of customers or clients	Other	2006		Growth	\$100k - \$500k
	Business Value: Low High ◆ 	Technical Condition: Poor Excellent ◆ 	Comments: The Sircon implementation has streamlined insurance licensing and regulation in Minnesota, providing an effective management and reporting application to serve the insurance industry.					
TeamMate	TeamMate is an electronic document organizer software package from the NAIC used to conduct insurance examinations.	Other	Businesses or professions	Server	2003		Maturity	0 - \$100k
	Business Value: Low High ◆ 	Technical Condition: Poor Excellent ◆ 	Comments: The implementation of TeamMate streamlines the production of insurance examinations and facilitates analysis and communication of results.					
Unclaimed Property	Unclaimed property database application.	Other	Mostly citizens at large	Server	2001		Decline	0 - \$100k
	Business Value: Low High ◆ 	Technical Condition: Poor Excellent ◆ 	Comments: Database soon to be sed in several states around the country. Historical repository only at this time.					
Unclaimed Property - IDEA	IDEA Application for Unclaimed property database.	Other	Mostly citizens at large	Server	2001		Decline	0 - \$100k
	Business Value: Low High ◆ 	Technical Condition: Poor Excellent ◆ 	Comments: Historical repository only at this time.					

Application Portfolio - updated: 2010

Application	Description	Business Purpose	Customer Group	Platform	Implemented	Last Update	Life Cycle Stage	Operations Cost
Unclaimed Property - WAGERS	Web based application for Unclaimed property database.	Other	Mostly citizens at large	Server	2001		Decline	0 - \$100k
	<p>Business Value: Low High ◆ </p> <p>Technical Condition: Poor Excellent ◆ </p> <p>Comments: Needs database upgrade.</p>							
Weatherization Assistant	Application to allow entry of energy audit data and generation of recommended energy efficiency measures to be implemented at low-income households.	Other	Specific sub-group of customers or clients	Server	2005	2010	Maturity	0 - \$100k
	<p>Business Value: Low High ◆ </p> <p>Technical Condition: Poor Excellent ◆ </p> <p>Comments: MS Access-based application utilized on networks at 32 community action agencies around the state.</p>							
Weatherization Assistant - State Reports Module	Application to allow State Office of Energy Security Weatherization Staff to aggregate, analyze and report on state-wide low-income household weatherization energy efficiency efforts.	Other	Mostly internal to agency	Server	2005	2010	Maturity	0 - \$100k
	<p>Business Value: Low High ◆ </p> <p>Technical Condition: Poor Excellent ◆ </p> <p>Comments: MS Access-based application developed and maintained by OES staff</p>							
Weatherization Monitoring Issues Log	Application to allow State Office of Energy Security Weatherization field monitors to document in detail, report on, and analyze inspections of energy efficiency measures implemented statewide by service providers at individual low-income households.	Other	Mostly internal to agency	Other	2010	2010	Growth	0 - \$100k
	<p>Business Value: Low High ◆ </p> <p>Technical Condition: Poor Excellent ◆ </p> <p>Comments: MS Access-based application upgraded and maintained by OES staff</p>							
WinWam	Field Device inspection tracking application for Weights and Measures Division.	Licenses or permits	Mostly internal to agency	Server	1996	1997	Emerging	\$100k - \$500k
	<p>Business Value: Low High ◆ </p> <p>Technical Condition: Poor Excellent ◆ </p> <p>Comments: Upgrade planned to current version.</p>							

Project Portfolio - updated: 2010

Project	Cost	Start	Finish	State	Status	Scope	Type	Primary Outcome	Primary Driver
AssetSmart	\$372,400	4/12/2006	3/24/2011	Completed	Green	Agency Unique	Application Development		Strategic
COMS 5.0	\$3,248,421	1/1/2010	12/31/2012	Active	Green		Application Development		Other
eAssessment	\$1,747,282	9/1/2008	7/1/2010	Completed	Green	Shared Services	Application Development		Strategic
WinWam Project Advancement (WPA)	\$160,000	9/7/2010	6/30/2011	Active	Green	Agency Unique	Application Development		Strategic

Project Portfolio: - Updated: 2012

Project	Cost	Start	Finish	State	Status	Scope	Type	Primary Outcome	Primary Driver
eAssessment	\$825,000	9/1/2008	7/1/2010	Completed	Closure	Shared Services	Application Development	Increased Efficiency	Strategic
AssetSmart	\$345,000	4/12/2006	3/24/2011	Completed	Closure	Agency Unique	Application Development	Increased Efficiency	Strategic
Commerce Website Redesign	\$96,407	4/4/2011	6/30/2011	Completed	Closure	Agency Unique	Customer Service Delivery	Customer Satisfaction	Strategic
COOP	\$210,000	11/1/2010	6/30/2011	Completed	Closure	Enterprise	Business Process	Maintenance/Prevention	Mandatory or Legal

Agency IT Portfolio: Corrections Dept

IT Spend - updated: 2010

Fiscal Year	Fund	Salaries	Repairs	Prof/Tech Services	Computer & System Services	Communications	Supplies	Equipment	Other Operating Costs	Agency Provided Tech Serv	Spending For Individuals	Other	Total
2008	100	\$5,276,821	\$449,721	\$176,333	\$568,626	\$985,528	\$952,512	\$748,415	\$110,355	\$2,000			\$9,270,311
2008	200	\$474,980	\$37,450	\$187,468	\$330,663	\$137,370	\$31,635	\$294,756	\$42,000				\$1,536,321
2008	300	\$434	\$6,400		\$55,466	\$406	\$53,598	\$105,858					\$222,162
2008	610		\$8,812		\$10,553	\$1,752,574	\$69,636	\$139,084					\$1,980,660
2008	611			\$294,955	\$595	\$561,651	\$16,498						\$873,700
2008	950	\$77,033		\$26,181	\$30,958	\$29,867	\$18,940	\$29,726					\$212,705
2008 Total:		\$5,829,268	\$502,383	\$684,936	\$996,861	\$3,467,395	\$1,142,820	\$1,317,839	\$152,355	\$2,000			\$14,095,858
2009	100	\$5,259,872	\$78,250	\$703,740	\$1,747,139	\$1,066,972	\$1,334,028	\$1,661,798	\$91,384	\$16,360			\$11,959,542
2009	200	\$537,198	\$109	\$13,533	\$302,574	\$39,824	\$141,250	\$111,495	\$33,449				\$1,179,432
2009	300	\$651			\$4,992	\$1,299	\$21,796	\$22,456					\$51,195
2009	610		\$13,624		\$6,063	\$1,876,720	\$72,560	\$110,123	\$4,706				\$2,083,795
2009	611					\$524,669	\$16,594	\$867					\$542,130
2009	950	\$44,992		\$24,752	\$98,680	\$25,200	\$96,183	\$154,171					\$443,978
2009 Total:		\$5,842,713	\$91,983	\$742,024	\$2,159,448	\$3,534,685	\$1,682,411	\$2,060,910	\$129,539	\$16,360			\$16,260,073
2010	100	\$5,126,120	\$112,015	\$170,048	\$660,311	\$1,067,640	\$799,426	\$1,044,513	\$25,841	\$102,880			\$9,108,793
2010	200	\$573,531	\$567	\$64,340	\$128,708	\$388,989	\$18,781	\$15,698					\$1,190,613
2010	300		\$1,388	\$160,522	\$70,896	\$53,140	\$531	\$11,526					\$298,003
2010	610				\$5,101	\$1,308,060	\$6,779	\$8,416	\$480				\$1,328,837
2010	611					\$509,937	\$8,847	\$3,622					\$522,406
2010	950			\$75,173	\$327,032	\$24,669	\$57,238	\$89,655					\$573,767
2010 Total:		\$5,699,651	\$113,970	\$470,083	\$1,192,048	\$3,352,435	\$891,602	\$1,173,430	\$26,321	\$102,880			\$13,022,420

Application Portfolio - updated: 2010

Application	Description	Business Purpose	Customer Group	Platform	Implemented	Last Update	Life Cycle Stage	Operations Cost
COMS (Correctional Operations Management System)	Tracks offenders from the time the offender enters prison until the offender's sentence expires.	Criminal justice administration	Mostly internal to agency	Server	1998	2009	Growth	\$500k - \$1 million
	<p>Business Value: Low High ◆ </p> <p>Technical Condition: Poor Excellent ◆ </p> <p>Comments: Major update in progress. Due in 2012.</p>							
CSTS	Case management system for field services provides tracking of offenders under community supervision.	Criminal justice administration	Mostly internal to agency	Server	2000	2009	Growth	0 - \$100k
	<p>Business Value: Low High ◆ </p> <p>Technical Condition: Poor Excellent ◆ </p> <p>Comments: Developed, governed by state-county consortium (MCCC), including funding</p>							
Dynamics AX	Primary accounting and budgeting system for MINNCOR. Also includes manufacturing and customer relations components. Replacement for Traverse.	Accounting and budgeting	Mostly internal to agency	Server			Emerging	0 - \$100k
	<p>Business Value: Low High ◆ </p> <p>Technical Condition: Poor Excellent ◆ </p> <p>Comments: Will replace Traverse in 2011.</p>							
iTAG Offender Management System	System is used for offender banking, payroll and commissary purchases.	Criminal justice administration	Mostly internal to agency	Server	2000	2008	Growth	\$100k - \$500k
	<p>Business Value: Low High ◆ </p> <p>Technical Condition: Poor Excellent ◆ </p> <p>Comments: Third party application</p>							
Statewide Supervision System (S3)	Secure centralized website containing information on offenders under community supervision, in jails, in prisons or detention facilities. Also includes Facility Inspection and Enforcement information and Assessment tools.	Criminal justice administration	Specific sub-group of customers or clients	Server	2000	2010	Growth	\$100k - \$500k
	<p>Business Value: Low High ◆ </p> <p>Technical Condition: Poor Excellent ◆ </p> <p>Comments:</p>							
Traverse	Primary Accounting and budgeting program for MINNCOR. Also includes manufacturing components.	Accounting and budgeting	Mostly internal to agency	Server	2003	2008	Decline	0 - \$100k
	<p>Business Value: Low High ◆ </p> <p>Technical Condition: Poor Excellent ◆ </p> <p>Comments: To be replaced by Microsoft Dynamics AX in 2011.</p>							

Project Portfolio : - Updated: 2012

No Projects Registered

Project Portfolio

Project - Updated: 2012

No Projects Registered

Agency IT Portfolio: Cosmetologist Examiners Bd

IT Spend - updated: 2010

Fiscal Year	Fund	Salaries	Repairs	Prof/Tech Services	Computer & System Services	Communications	Supplies	Equipment	Operating Costs	Provided Tech Serv	For Individuals	Other	Total
2010	100		\$32	\$29,275	\$12,374	\$3,817	\$242	\$2,438					\$48,177
2010 Total:			\$32	\$29,275	\$12,374	\$3,817	\$242	\$2,438					\$48,177

Application Portfolio - updated: 2010

Application	Description	Business Purpose	Customer Group	Platform	Implemented	Last Update	Life Cycle Stage	Operations Cost
GL Suite	Licensure/Complaint/Discipline/Compliance software	Licenses or permits	Businesses or professions	Server	2003	2005	Growth	0 - \$100k

Business Value: Low High Poor Excellent
◆ ◆

Comments: Answers above were responded to by the Board of Psychology. The Board maintains a license to use the software.

Project Portfolio : - Update 2012

No Projects Registered

This page left blank to support duplex printing

Agency IT Portfolio: Dentistry Board

IT Spend - updated: 2010

Fiscal Year	Fund	Salaries	Repairs	Prof/Tech Services	Computer & System Services	Communications	Supplies	Equipment	Operating Costs	Provided Tech Serv	For Individuals	Other	Total
2008	171		\$1,616		\$8,660	\$8,962	\$1,197						\$20,436
2008 Total:			\$1,616		\$8,660	\$8,962	\$1,197						\$20,436
2009	171		\$3,822	\$5,000	\$23,219	\$14,047	\$1,887	\$6,373					\$54,349
2009 Total:			\$3,822	\$5,000	\$23,219	\$14,047	\$1,887	\$6,373					\$54,349
2010	171			\$7,100	\$3,001	\$6,733	\$250	\$2,013					\$19,098
2010 Total:				\$7,100	\$3,001	\$6,733	\$250	\$2,013					\$19,098

Application Portfolio - updated: 2010

Application	Description	Business Purpose	Customer Group	Platform	Implemented	Last Update	Life Cycle Stage	Operations Cost
GL Suite	Licensure/Complaint/Discipline/Compliance software	Licenses or permits	Businesses or professions	Server	2003	2005	Growth	0 - \$100k
	Business Value: Low High ◆ 	Technical Condition: Poor Excellent ◆ 	Comments: Answers above were responded to by the Board of Psychology. The Board of Dentistry also maintains a license to use the software.					

Project Portfolio : - Updated: 2012

No Projects Registered

This page left blank to support duplex printing

IT Spend - updated: 2010

Fiscal Year	Fund	Salaries	Repairs	Prof/Tech Services	Computer & System Services	Communications	Supplies	Equipment	Operating Costs	Provided Tech Serv	For Individuals	Other	Total
2008	171				\$52	\$143							\$195
2008 Total:					\$52	\$143							\$195
2009	171			\$4,930	\$614	\$144	\$195	\$1,543					\$7,426
2009 Total:					\$4,930	\$614	\$144	\$195	\$1,543				\$7,426
2010	171				\$48	\$142							\$190
2010 Total:					\$48	\$142							\$190

Application Portfolio - updated: 2010

Application	Description	Business Purpose	Customer Group	Platform	Implemented	Last Update	Life Cycle Stage	Operations Cost
Small Board Licensing Management Database	Seven Health Licensing Boards collaborated to create a shared licensing data base.	Licenses or permits	Mostly citizens at large	PC	2001	2007	Growth	0 - \$100k
	Business Value: Low High ◆ 	Technical Condition: Poor Excellent ◆ 	Comments:					

Project Portfolio : - Updated: 2012

No Projects Registered

This page left blank to support duplex printing

IT Spend - updated: 2010

Fiscal Year	Fund	Salaries	Repairs	Prof/Tech Services	Computer & System Services	Communications	Supplies	Equipment	Operating Costs	Provided Tech Serv	For Individuals	Other	Total
2008	100		\$110	\$563	\$7,834	\$6,218	\$91		\$123				\$14,938
2008	200			\$2,700									\$2,700
2008 Total:			\$110	\$3,263	\$7,834	\$6,218	\$91		\$123				\$17,638
2009	100			\$4,995	\$13,047	\$8,996	\$3,077						\$30,114
2009	200				\$29	\$242	\$2,681	\$5,129					\$8,081
2009 Total:				\$4,995	\$13,076	\$9,237	\$5,758	\$5,129					\$38,195
2010	100			\$8,540	\$10,975	\$8,209	\$566						\$28,290
2010 Total:				\$8,540	\$10,975	\$8,209	\$566						\$28,290

Application Portfolio

No Applications Registered

Project Portfolio : - Updated: 2012

No Projects Registered

This page left blank to support duplex printing

Agency IT Portfolio: Education Dept (K-12)

IT Spend - updated: 2010

Fiscal Year	Fund	Salaries	Repairs	Prof/Tech Services	Computer & System Services	Communications	Supplies	Equipment	Other Operating Costs	Agency Provided Tech Serv	Spending For Individuals	Other	Total
2008	100	\$2,436,103	\$31,713	\$797,480	\$603,760	\$79,143	\$69,711	\$62,482	\$15,690	\$15,533			\$4,111,614
2008	200	\$79,462		\$58,440	\$150,024	\$73,818	\$4,031		\$488				\$366,262
2008	300	\$1,310,871		\$1,888,822	\$215,552	\$5,392	\$11,648	\$27,133	\$1,283				\$3,460,701
2008 Total:		\$3,826,436	\$31,713	\$2,744,742	\$969,336	\$158,353	\$85,390	\$89,615	\$17,461	\$15,533			\$7,938,578
2009	100	\$2,767,855	\$21,672	\$1,375,072	\$1,173,013	\$84,249	\$91,336	\$705,898	\$20,368				\$6,239,464
2009	200	\$261,120		\$65,540	\$69,141	\$63,050	\$3,404		\$4,498				\$466,753
2009	300	\$858,911	\$241	\$1,401,178	\$490,873	\$6,690	\$3,783	\$11,764	\$335				\$2,773,774
2009 Total:		\$3,887,886	\$21,913	\$2,841,790	\$1,733,027	\$153,988	\$98,523	\$717,662	\$25,202				\$9,479,991
2010	100	\$2,111,967	\$25,422	\$1,206,700	\$531,508	\$93,561	\$33,522	\$16,956	\$10,373				\$4,030,009
2010	200	\$1,211,725		\$59,900	\$135,225	\$94,850	\$19,105	\$38,694					\$1,559,498
2010	300	\$797,421	\$5,639	\$853,552	\$290,006	\$7,150	\$5,623	\$23,298					\$1,982,689
2010	690				\$900								\$900
2010 Total:		\$4,121,113	\$31,061	\$2,120,152	\$957,639	\$195,560	\$58,250	\$78,947	\$10,373				\$7,573,097

Application Portfolio - updated: 2008

Application	Description	Business Purpose	Customer Group	Platform	Implemented	Last Update	Life Cycle Stage	Operations Cost
Common Course Catalog	Adoption, publication and support of a common course catalog that will allow districts to map their independent course offerings to a standard. This allows consistent reporting for transcripts and other information.	Education - E-12	Constituent groups	Other	2008	2008	Emerging	\$100k - \$500k
	<p>Business Value: Low High ◆ </p> <p>Technical Condition: Poor Excellent ◆ </p> <p>Comments: Implemented as an educational and marketing outreach program for districts and schools.</p>							
Data Dictionary	Infrastructure necessary to support common language, submission and reporting systems development.	Education - E-12	Constituent groups	Server	2005	2006	Growth	\$100k - \$500k
	<p>Business Value: Low High ◆ </p> <p>Technical Condition: Poor Excellent ◆ </p> <p>Comments: Implemented as a secure website, the MDE Data dictionary provides a common description point for hundreds of data points.</p>							
Educational Data Warehouse	Enhancements to the existing MDE datawarehouse. The enhancements will permit extensions to the PK-20 community and allow longitudinal data to be extended to prescreening data, human services data and workforce data.	Education - E-12	Constituent groups	Server	2005	2007	Growth	\$100k - \$500k
	<p>Business Value: Low High ◆ </p> <p>Technical Condition: Poor Excellent ◆ </p> <p>Comments: Adding the student longitudinal components that will permit analysis across diverse datasets and lead to understanding of effective programs and educational outcomes improvements.</p>							
Electronic Transcripts	The addition of support for the submission of electronic transcripts.	Education - E-12	Constituent groups	Server	2008	2008	Emerging	\$100k - \$500k
	<p>Business Value: Low High ◆ </p> <p>Technical Condition: Poor Excellent ◆ </p> <p>Comments: Extending the enterprise data model to support the collection and analysis of student transcript information.</p>							

Agency IT Portfolio: Education Dept (K-12)

Application Portfolio - updated: 2008

Application	Description	Business Purpose	Customer Group	Platform	Implemented	Last Update	Life Cycle Stage	Operations Cost	
Uniform submission and reporting system	State Educational Record View and Submission (SERVS) system. Targeted at reducing the compliance burdens for school districts while improving oversight and accountability reporting.	Education - E-12	Constituent groups	Server	2008	2008	Emerging	\$100k - \$500k	
Business Value: Low High Poor Excellent _____ ◆ _____		Technical Condition: _____ ◆ _____							Comments: Implemented as a secure website for district submission and data validation for all required compliance submissions.

Project Portfolio - updated: 2010

Project	Cost	Start	Finish	State	Status	Scope	Type	Primary Outcome	Primary Driver
CLiCS 2 FDP (Food Distribution Program - USDA commodities)	\$700,000	1/1/2010	10/1/2011	Active	Green		Business Process		Mandatory or Legal
LDS2 MDE Analysis		7/1/2010	6/30/2013	Proposed			Business Process		Strategic
LDS2 SERVS Organization		7/1/2010	6/30/2013	Proposed		Agency Unique	Business Process		Strategic
LDS2 SERVS Staff		7/1/2010	6/30/2013	Proposed			Business Process		Mandatory or Legal
LDS2 SERVS Student		7/1/2010	6/30/2013	Proposed			Business Process		Mandatory or Legal
LDS2 SIF Pilot		7/1/2010	6/30/2013	Proposed			Business Process		Strategic
LDS2 SLEDS Analysis		7/1/2010	6/30/2013	Proposed			Business Process		Strategic
LDS2 SLEDS Warehouse		7/1/2010	6/30/2013	Proposed			Business Process		Strategic
SERVS Finance - FED	\$910,000	4/1/2009	12/31/2011	Active	Green		Business Process		Mandatory or Legal
SERVS Finance - State		7/1/2010	6/30/2012	Proposed			Business Process		Mandatory or Legal

This page left blank to support duplex printing

IT Spend - updated: 2010

Fiscal Year	Fund	Salaries	Repairs	Prof/Tech Services	Computer & System Services	Communications	Supplies	Equipment	Other Operating Costs	Agency Provided Tech Serv	Spending For Individuals	Other	Total
2008	100	\$92,968	\$645		\$12,908	\$20,539	\$2,743	\$8,524					\$138,327
2008	171				\$4,471	\$8,992	\$426	\$399					\$14,288
2008	200			\$5,403				\$7,036					\$12,439
2008 Total:		\$92,968	\$645	\$5,403	\$17,380	\$29,531	\$3,168	\$15,959					\$165,054
2009	100	\$99,254	\$6	\$10,806	\$9,034	\$21,417	\$6,122	\$13,853					\$160,492
2009	171			\$49,100	\$6,764	\$7,548	\$3,950	\$14,528	\$211				\$82,101
2009	200			\$21,612				\$5,342					\$26,954
2009 Total:		\$99,254	\$6	\$81,518	\$15,797	\$28,964	\$10,072	\$33,723	\$211				\$269,546
2010	100	\$100,167	\$35		\$366	\$22,282	\$816	\$515					\$124,182
2010	171			\$2,500	\$4,071	\$9,019							\$15,590
2010	200			\$21,612									\$21,612
2010 Total:		\$100,167	\$35	\$24,112	\$4,438	\$31,301	\$816	\$515					\$161,384

Application Portfolio - updated: 2010

Application	Description	Business Purpose	Customer Group	Platform	Implemented	Last Update	Life Cycle Stage	Operations Cost
EMS System	Ambulance and EMS personnel licensing system.	Licenses or permits	Other state agencies or bodies	Server	1997	2008	Growth	0 - \$100k
	Business Value: Low High ◆ 	Technical Condition: Poor Excellent ◆ 	Comments: Implementing the State of MN e-licensing system - being built now					
EMSRB Website	EMSRB website includes the information for public and online access for disclosure, personal information, training programs, medical response unit.	Other	Specific sub-group of customers or clients	Server	2002	2007	Maturity	0 - \$100k
	Business Value: Low High ◆ 	Technical Condition: Poor Excellent ◆ 	Comments:					
MNSTAR	Minnesota state ambulance reporting system	Other	Specific sub-group of customers or clients	Server	2001	2008	Maturity	0 - \$100k
	Business Value: Low High ◆ 	Technical Condition: Poor Excellent ◆ 	Comments: Soon to be implementing a virtual environment					

Project Portfolio : - Update 2012

No Projects Registered

Agency IT Portfolio: Employment & Economic Dev Dept

IT Spend - updated: 2010

Fiscal Year	Fund	Salaries	Repairs	Prof/Tech Services	Computer & System Services	Communications	Supplies	Equipment	Other Operating Costs	Agency Provided Tech Serv	Spending For Individuals	Other	Total
2008	050							\$470					\$470
2008	051							\$470					\$470
2008	100	\$582,002			\$58,368	\$21		\$12,248	\$200				\$652,839
2008	200			\$2,667,473			\$2,087	\$3,884	\$2,281				\$2,675,725
2008	245				\$1,984								\$1,984
2008	300							\$3,842					\$3,842
2008	310	\$8,792,223	\$189,961	\$13,830,131	\$7,466,818	\$2,773,439	\$360,858	\$2,022,914	\$464,300		\$927,994		\$36,828,638
2008	610		\$65,880		\$81,364			\$917,619					\$1,064,863
2008	690		\$576		\$8,778			\$5,481					\$14,835
2008 Total:		\$9,374,225	\$256,417	\$16,497,605	\$7,617,312	\$2,773,460	\$362,944	\$2,966,927	\$466,781		\$927,994		\$41,243,667
2009	100	\$751,939	\$3,020	\$3,043	\$276,304		\$7,447	\$123,265	\$8,922				\$1,173,940
2009	200			\$163,125		\$10		\$2,794					\$165,929
2009	245									\$86,218			\$86,218
2009	300							\$1,084					\$1,084
2009	310	\$8,402,034	\$369,400	\$4,998,960	\$7,676,890	\$2,887,812	\$465,739	\$2,742,461	\$95,709	\$472,435	\$794,485		\$28,905,925
2009	690			\$68,064	\$5,658			\$7,179					\$80,901
2009 Total:		\$9,153,973	\$372,420	\$5,233,192	\$7,958,851	\$2,887,822	\$473,186	\$2,876,782	\$104,631	\$558,653	\$794,485		\$30,413,996
2010	100	\$538,413	\$2,978	\$11,250	\$210,081			\$40,879	\$1,123				\$804,724
2010	200	\$3,570,908	\$95,443	\$274,273	\$266,210	\$14,115	\$21,944	\$49,477	\$1,048				\$4,293,417
2010	245			\$4,742	\$19,756			\$10,635		\$95,449			\$130,581
2010	310	\$5,020,299	\$292,744	\$7,199,317	\$8,619,756	\$3,098,169	\$461,002	\$3,564,140	\$49,036	\$229,039	\$759,395		\$29,292,896
2010	690			\$263,275	\$4,284			\$45,071					\$312,630
2010 Total:		\$9,129,620	\$391,165	\$7,752,857	\$9,120,086	\$3,112,284	\$482,946	\$3,710,202	\$51,207	\$324,488	\$759,395		\$34,834,249

This page left blank to support duplex printing

Application Portfolio - updated: 2010

Application	Description	Business Purpose	Customer Group	Platform	Implemented	Last Update	Life Cycle Stage	Operations Cost
CRM - Salesforce	Customer Relationship Management application for tracking DEED business clients	Economic Development	Businesses or professions	Server	2007	2008	Growth	\$100k - \$500k
	<p style="text-align: center;">Low High</p> <p>Business Value: _____ ◆ _____</p>	<p style="text-align: center;">Poor Excellent</p> <p>Technical Condition: _____ ◆ _____</p>	Comments: 3rd party vendor software that DEED customizes & builds .NET interfaces to. See IBSD.					
Affirmative Action Tracking (AAT)	Aid agency in tracking affirmative action goals.	Employee relations	Mostly internal to agency	PC	2000	2000	Maturity	0 - \$100k
	<p style="text-align: center;">Low High</p> <p>Business Value: _____ ◆ _____</p>	<p style="text-align: center;">Poor Excellent</p> <p>Technical Condition: _____ ◆ _____</p>	Comments: Is an Access 2K application.					
Alien Labor Certification System - ALCS	Certifies that certain aliens are in the US for valid Labor reasons	Licenses or permits	Mostly citizens at large	PC	1998	2003	Maturity	0 - \$100k
	<p style="text-align: center;">Low High</p> <p>Business Value: _____ ◆ _____</p>	<p style="text-align: center;">Poor Excellent</p> <p>Technical Condition: _____ ◆ _____</p>	Comments: Access 2003 application.					
BLS CEW	Bureau of Labor Statistics data on covered wages. Provides employment and industry data for MN, midwest and 50 states. Used in determining MN comparative advantage	Economic Development	Mostly internal to agency	Server	1998	2000	Maturity	0 - \$100k
	<p style="text-align: center;">Low High</p> <p>Business Value: _____ ◆ _____</p>	<p style="text-align: center;">Poor Excellent</p> <p>Technical Condition: _____ ◆ _____</p>	Comments: Is an Access 2000 application running on SQL Server.					
Central Mailing Database	Used to maintain Departmental mailing lists for different groups that DEED communicates with.	Economic Development	Constituent groups	Server	1999	1999	Maturity	0 - \$100k
	<p style="text-align: center;">Low High</p> <p>Business Value: _____ ◆ _____</p>	<p style="text-align: center;">Poor Excellent</p> <p>Technical Condition: _____ ◆ _____</p>	Comments: VB 6 application with SQL Server back end. Recently added a ASP.NET/Visual Studio Loading Tool.					
Client registration system	registration and services tracking software for workforce center resource rooms	Register individuals or businesses	Mostly citizens at large	Server	2006	2006	Emerging	\$100k - \$500k
	<p style="text-align: center;">Low High</p> <p>Business Value: _____ ◆ _____</p>	<p style="text-align: center;">Poor Excellent</p> <p>Technical Condition: _____ ◆ _____</p>	Comments: VB.NET Client Server Application at Work centers with a Administrative Web ASP.NET Web application maintained at DEED.					

Application Portfolio - updated: 2010

Application	Description	Business Purpose	Customer Group	Platform	Implemented	Last Update	Life Cycle Stage	Operations Cost
Compare Minnesota	Provides users with economic and demographic comparisons of Minnesota with other 50 states and US	Economic Development	Mostly citizens at large	Server	2004	2008	Growth	0 - \$100k
	<p>Business Value: Low High ◆ </p> <p>Technical Condition: Poor Excellent ◆ </p> <p>Comments: ASP.NET/Visual Studio 2008 application.</p>							
DEED IntraWeb Site	Provides internal employee information, Agency Organization, discreet customer information & internal support services for DEED operations.	Employee relations	Mostly internal to agency	Server	2003	Prior 1985	Growth	\$100k - \$500k
	<p>Business Value: Low High ◆ </p> <p>Technical Condition: Poor Excellent ◆ </p> <p>Comments: Application uses both ASP & Perl with SQL Server back end. Need to eventually be upgraded to Visual Studio 05.</p>							
DEED Web Site	Provides public information on Business, Community Development & Employment Serveries	Economic Development	Businesses or professions	Server	2003	2003	Growth	\$100k - \$500k
	<p>Business Value: Low High ◆ </p> <p>Technical Condition: Poor Excellent ◆ </p> <p>Comments: Written in classic ASP and PERL. May eventually will upgraded in Visual Studio 2005</p>							
Dislocated Worker Grant Management System	Manages Dislocated Worker Events and Grants to assist in worker re-training	Grants management	Businesses or professions	Server	2002	2008	Growth	0 - \$100k
	<p>Business Value: Low High ◆ </p> <p>Technical Condition: Poor Excellent ◆ </p> <p>Comments: ASP.NET/Visual Studio 2008 Web Application running on SQL Server DB</p>							
Employer Self Service Application	This application allows Minnesota employers to report wage detail and pay their Unemployment Insurance tax.	Taxation	Businesses or professions	Server	2005	2007	Emerging	greater than \$1 million
	<p>Business Value: Low High ◆ </p> <p>Technical Condition: Poor Excellent ◆ </p> <p>Comments: Java application using DB2 mainframe database</p>							
Firm File	Manages MN Trade Office interactions/support to business clients with export potential	Economic Development	Businesses or professions	Server	2000	2000	Decline	0 - \$100k
	<p>Business Value: Low High ◆ </p> <p>Technical Condition: Poor Excellent ◆ </p> <p>Comments: Visual Basic 6 Application running on SQL Server.</p>							

Application Portfolio - updated: 2010

Application	Description	Business Purpose	Customer Group	Platform	Implemented	Last Update	Life Cycle Stage	Operations Cost
IBSD	International Business Services Directory is a application that provides exporters with a directory of business services with search capability.	Economic Development	Businesses or professions	Server	2001	2008	Growth	0 - \$100k
	<p style="text-align: center;">Low High</p> <p>Business Value: <u> </u> ◆ <u> </u></p>	<p style="text-align: center;">Poor Excellent</p> <p>Technical Condition: <u> </u> ◆ <u> </u></p>	Comments: ASP.NET/Visual Studio 2008 Web application interface to remote CRM database.					
Integrated Database	Grant management Application for Business and Community Development Division. Includes performance data	Economic Development	Mostly internal to agency	Server	1997	2000	Maturity	0 - \$100k
	<p style="text-align: center;">Low High</p> <p>Business Value: <u> </u> ◆ <u> </u></p>	<p style="text-align: center;">Poor Excellent</p> <p>Technical Condition: <u> </u> ◆ <u> </u></p>	Comments: An Access 2003/SQL Server application.					
JobZ Tax Benefit Calculator	Permits businesses to calculate tax savings if they locate job expansions in a JobZ Zone	Economic Development	Businesses or professions	Server	2004	2006	Growth	0 - \$100k
	<p style="text-align: center;">Low High</p> <p>Business Value: <u> </u> ◆ <u> </u></p>	<p style="text-align: center;">Poor Excellent</p> <p>Technical Condition: <u> </u> ◆ <u> </u></p>	Comments: ASP.NET/Visual Studio 2005 Web application w/SQL Server DB.					
JobZ Tracker	Track JobZ projects from proposal to completion. Provides employment, wage & capital investment data	Economic Development	Businesses or professions	Server	2005	2007	Maturity	0 - \$100k
	<p style="text-align: center;">Low High</p> <p>Business Value: <u> </u> ◆ <u> </u></p>	<p style="text-align: center;">Poor Excellent</p> <p>Technical Condition: <u> </u> ◆ <u> </u></p>	Comments: ASP.NET/Visual Studio 2005 application with SQL Server DB.					
LMI Web Site	Provides Web based tools for determining occupation, employment and wage information and projections	Economic Development	Businesses or professions	Server	2003	2008	Growth	0 - \$100k
	<p style="text-align: center;">Low High</p> <p>Business Value: <u> </u> ◆ <u> </u></p>	<p style="text-align: center;">Poor Excellent</p> <p>Technical Condition: <u> </u> ◆ <u> </u></p>	Comments: ASP.Net/Visual Studio 2005 Web applications (9) with SQL Server backend					
Minnesota Works	Labor exchange web application	Employment services	Mostly citizens at large	Server	2000	2007	Growth	\$100k - \$500k
	<p style="text-align: center;">Low High</p> <p>Business Value: <u> </u> ◆ <u> </u></p>	<p style="text-align: center;">Poor Excellent</p> <p>Technical Condition: <u> </u> ◆ <u> </u></p>	Comments: New application went into production in 2007. Replaced Minnesota Job Bank (MJB)					

Application Portfolio - updated: 2010

Application	Description	Business Purpose	Customer Group	Platform	Implemented	Last Update	Life Cycle Stage	Operations Cost
Miscellaneous Web Applications	Consists of 57 small web applications on DEED public Web sites and IntraWeb.	Economic Development	Mostly citizens at large	Server	1998	2008	Growth	\$100k - \$500k
	<p>Business Value: Low High ◆ </p> <p>Technical Condition: Poor Excellent ◆ </p> <p>Comments: Upgrades involve moving many small PERL and ASP application to ASP.NET/Visual Suidio and SQL Server</p>							
MJSP	Grant Management application for MJSP Program Unit	Grants management	Businesses or professions	Server	1999	2002	Maturity	0 - \$100k
	<p>Business Value: Low High ◆ </p> <p>Technical Condition: Poor Excellent ◆ </p> <p>Comments: This is a VB 6 Application.</p>							
MNPRO	Statewide DB of Community demographic data and available Commercial & JobZ properties	Economic Development	Businesses or professions	Server	1991	2003	Maturity	\$100k - \$500k
	<p>Business Value: Low High ◆ </p> <p>Technical Condition: Poor Excellent ◆ </p> <p>Comments: Application in ASP w/SQL Server DB. Eventually will be migrated to VS 2008.</p>							
Publications Ordering Database	Permits Individuals and businesses to order publications from DEED public Web site.	Economic Development	Mostly citizens at large	Server	2001	2001	Maturity	0 - \$100k
	<p>Business Value: Low High ◆ </p> <p>Technical Condition: Poor Excellent ◆ </p> <p>Comments: Classic ASP with Access DB. Eventually will be re-written in ASP.NET/Visual Studio 2008.</p>							
Rapid Response Survey Database	Application allows Scanning/Entry of Job skills data for laid off employees. Generates employee skills report used by Service providers for vendor training proposals	Employment services	Businesses or professions	Server	1998	2002	Maturity	0 - \$100k
	<p>Business Value: Low High ◆ </p> <p>Technical Condition: Poor Excellent ◆ </p> <p>Comments: Access 2K application.</p>							

Application Portfolio - updated: 2010

Application	Description	Business Purpose	Customer Group	Platform	Implemented	Last Update	Life Cycle Stage	Operations Cost
Reporting Services	To enhance report development efficiencies and to improve reporting value to business users, DEED's Business and Information Technology (BIT) Office has implemented Microsoft SQL Server Reporting Services platform. Existing reports that are currently supported by BIT will be migrated to this new platform over time, and reporting enhancements will be incrementally added as the reporting services platform, reporting tools, and technologies mature.	Employment services	Other	Server	2008	2008	Emerging	0 - \$100k
	<p>Business Value: <small>Low</small> <small>High</small></p> <p>Technical Condition: <small>Poor</small> <small>Excellent</small></p> <p>Comments: SQL Server Reporting Services</p>							
SAMS	State Agency Medical Consultant Application tracks doctors hrs., rates and contracts for DDS. Doctors review Social Security Disability cases filed with DEED	Other	Mostly internal to agency	Server	2000	2003	Maturity	0 - \$100k
	<p>Business Value: <small>Low</small> <small>High</small></p> <p>Technical Condition: <small>Poor</small> <small>Excellent</small></p> <p>Comments: Access 2002 application</p>							
SESA (State Economic Security Accounting)	Accounting system for state unemployment agencies	Accounting and budgeting	Mostly internal to agency	Mainframe	Prior 1985	1989	Decline	\$100k - \$500k
	<p>Business Value: <small>Low</small> <small>High</small></p> <p>Technical Condition: <small>Poor</small> <small>Excellent</small></p> <p>Comments:</p>							
SSAC	Social Security Administration Client System. Used for fraud checking. Application compares WF1 data with Social Sec data	Other	Mostly internal to agency	Server	2000	2004	Maturity	0 - \$100k
	<p>Business Value: <small>Low</small> <small>High</small></p> <p>Technical Condition: <small>Poor</small> <small>Excellent</small></p> <p>Comments: Access 2000 application</p>							
SSADW	Extracts data from Work Force 1 database and loads data to SSACS	Other	Mostly internal to agency	Server	2000	2004	Maturity	0 - \$100k
	<p>Business Value: <small>Low</small> <small>High</small></p> <p>Technical Condition: <small>Poor</small> <small>Excellent</small></p> <p>Comments: Access 2000 application</p>							

Application Portfolio - updated: 2010

Application	Description	Business Purpose	Customer Group	Platform	Implemented	Last Update	Life Cycle Stage	Operations Cost
SSB CCSS Invoice	Used by Communications Center for invoicing customers who purchased Braille books or tapes.	Accounting and budgeting	Mostly citizens at large	Server	2003	2003	Emerging	0 - \$100k
	<p>Business Value: Low High ◆ </p> <p>Technical Condition: Poor Excellent ◆ </p> <p>Comments: Access 2K application with SQL Server DB</p>							
SSB Communications Center System	Provides SSB Communications Ctr staff w/info on clients receiving Braille library services, tapes, equipment, and volunteers.	Employment services	Mostly citizens at large	Server	2001	2001	Maturity	0 - \$100k
	<p>Business Value: Low High ◆ </p> <p>Technical Condition: Poor Excellent ◆ </p> <p>Comments: Access 2003 application w/ SQL Server DB.</p>							
UI Data Warehouse	Access to UI data for external agencies	Employment services	Other state agencies or bodies	Mainframe	2006	2008	Emerging	0 - \$100k
	<p>Business Value: Low High ◆ </p> <p>Technical Condition: Poor Excellent ◆ </p> <p>Comments: Teradata Database</p>							
Unemployment Insurance System	UI System provides a temporary partial wage replacement to those Minnesota workers who are unemployed through no fault of their own.	Employment services	Mostly citizens at large	Server	2007	2007	Emerging	greater than \$1 million
	<p>Business Value: Low High ◆ </p> <p>Technical Condition: Poor Excellent ◆ </p> <p>Comments: Java application using DB2 mainframe database</p>							
VERSA	Client management system for individuals claiming disability	handle claims	Mostly citizens at large	AS400	1998		Growth	\$100k - \$500k
	<p>Business Value: Low High ◆ </p> <p>Technical Condition: Poor Excellent ◆ </p> <p>Comments:</p>							
WISER	Provides user with manufacture export data by state & country by NAICS codes to 4 digit level	Economic Development	Mostly internal to agency	Server	2001	2007	Maturity	0 - \$100k
	<p>Business Value: Low High ◆ </p> <p>Technical Condition: Poor Excellent ◆ </p> <p>Comments: ASP.Net/Visual Studio 2005 Web applications with SQL Server backend</p>							
Workforce One	Case Management/MIS system for Employment and training programs & welfare caseload	Employment services	Mostly internal to agency	Server	2004	2006	Growth	greater than \$1 million
	<p>Business Value: Low High ◆ </p> <p>Technical Condition: Poor Excellent ◆ </p> <p>Comments:</p>							

Application Portfolio - updated: 2010

Application	Description	Business Purpose	Customer Group	Platform	Implemented	Last Update	Life Cycle Stage	Operations Cost
WOT	Work Opportunity Tax Credit	Economic Development	Mostly internal to agency	Server	2000	2007	Maturity	0 - \$100k
Business Value: Low High 		Technical Condition: Poor Excellent 		Comments: ASP.NET/Visual Studio 2005 application with SQL Server DB				

Project Portfolio - updated: 2010

Project	Cost	Start	Finish	State	Status	Scope	Type	Outcome	Driver
COS - Skills Transferability P	\$2,500,000	3/23/2010	9/6/2010	Active	Green	Shared Services	Service Development		Strategic
COS Site Improvement PY08		8/1/2008	1/7/2010	Completed	Yellow +	Agency Unique	Application Development		Strategic
DEED Angel Tax Credit Application (Phase I)	\$38,220	5/1/2010	7/2/2010	Completed			Application Development		Strategic
DEED 21st Century Media Application for SSB	\$207,528	5/1/2009	6/30/2010	Completed			Infrastructure		Mitigation of Operational Risk
DEED Add BlueGreen Alliance GreenPower to WF1		7/1/2010	10/15/2010	Cancelled			Application Development		Strategic
DEED Add Customer Workshop Registration to CRS	\$50,000	8/1/2009	8/31/2010	Completed			Application Development		Strategic
DEED Add TAA Payment function to WF1		9/8/2010	1/14/2011	Cancelled			Application Development		Strategic
DEED Enhance SSB Employment Plan in WF1	\$35,000	5/25/2010	12/15/2010	Completed			Application Development		Strategic
DEED Enhance SSU Features in WF1	\$12,000	4/21/2010	7/12/2010	Completed			Application Development		Strategic
DEED Hennepin Cty TEAMS to WF1		7/1/2008	4/7/2010	Completed	Green		TBD		Strategic
DEED Implement GIS Application	\$190,000	11/1/2009	12/30/2010	Completed			Application Development		Strategic
DEED JOBZ Application		6/16/2010	9/30/2010	Cancelled			Application Development		Strategic
DEED Migrate SQL Reporting Services to SSRS2008R2		12/1/2010	2/1/2011	Proposed			Infrastructure		Strategic
DEED OnBase Electronic Document Imaging		12/15/2010	3/31/2011	Active		TBD	Application Development		Mitigation of Operational Risk
DEED SharePoint 2010 Implementation		10/1/2010	2/15/2011	Proposed			Application Development		Strategic
DEED SharePoint 2010 Planning		3/1/2010	10/1/2010	Completed			Application Development		Strategic

Project Portfolio - updated: 2010

Project	Cost	Start	Finish	State	Status	Scope	Type	Primary Outcome	Primary Driver
DEED SWIFT Implementation		10/1/2009	12/31/2011	Active			Application Development		Strategic
DEED WF1 Electronic Record Destruction	\$5,000	8/1/2009	7/30/2010	Completed			Application Development		Strategic
DEED WF1 ReWrite Planning		7/6/2010	12/31/2010	Completed		Agency Unique	Application Development		Mitigation of Operational Risk
DEED WOTC	\$360,000	8/3/2009	3/18/2011	Active			Application Development		Strategic
DEED_Vets program enhancements	\$17,000	10/1/2009	9/15/2010	Completed			Application Development		Strategic
DEEDCreate a WDD Policy Web App Site	\$40,000	1/4/2010	5/31/2010	Completed			Application Development		Strategic
DEEDExtEmployment-SMI Application	\$150,000	10/1/2008	3/26/2010	Completed			Application Development		Strategic
DEEDFastTRAC-OIDTrainingTool	\$4,000	6/9/2010	7/12/2010	Completed			Application Development		Strategic
DEEDUI MN Works-RegisterUIApplicantsinMNWorks	\$25,000	6/3/2009	6/9/2010	Completed			Application Development		Strategic
DEED-UJGreenfield-Disaster Recovery-Buildout	\$3,493,891	11/2/2009	6/30/2011	Active	Green		Infrastructure		Mitigation of Operational Risk

Agency IT Portfolio: Employment & Economic Dev Dept

Project Portfolio - Updated: 2012 Project	Cost	Start	Finish	State	Status	Scope	Type	Primary Outcome	Primary Driver
COS Site Improvement PY08		8/1/2008	1/7/2010	Completed	Closure	Agency Unique	Application Development	Customer Satisfaction	Strategic
COS Maintenance Activities PY08		6/26/2008	2/1/2010	Completed	Closure	Agency Unique	Customer Service Delivery	Customer Satisfaction	Mitigation of Operational Risk
DEEExtEmployment-SMI Application		10/1/2008	3/26/2010	Completed	Closure		Application Development	Increased Efficiency	Strategic
DEED UI Maintenance Project 2009		1/13/2009	3/26/2010	Completed	Closure		Application Development	Other	Other
DEED Hennepin Cty TEAMS to WF1		7/1/2008	4/7/2010	Completed	Closure		TBD	Customer Satisfaction	Strategic
DEEDCreate a WDD Policy Web App Site		1/4/2010	5/31/2010	Completed	Closure		Application Development	Increased Efficiency	Strategic
DEEDUI MN Works-RegisterUIApplicantsinMNWorks		6/3/2009	6/9/2010	Completed	Closure		Application Development	Customer Satisfaction	Strategic
DEED 21st Century Media Application for SSB		5/1/2009	6/30/2010	Completed	Closure		Infrastructure	Maintenance/Prevention	Mitigation of Operational Risk
DEED Angel Tax Credit Application (Phase I)		5/1/2010	7/2/2010	Completed	Closure		Application Development	Increased Efficiency	Strategic
DEEDFastTRAC-OLDTrainingTool		6/9/2010	7/12/2010	Completed	Closure		Application Development	Increased Efficiency	Strategic
DEED Enhance SSU Features in WF1		4/21/2010	7/12/2010	Completed	Closure		Application Development	Increased Efficiency	Strategic
DEED WF1 Electronic Record Destruction		8/1/2009	7/30/2010	Completed	Closure		Application Development	Maintenance/Prevention	Strategic
DEED Add Customer Workshop Registration to CRS		8/1/2009	8/31/2010	Completed	Closure		Application Development	Increased Efficiency	Strategic
DEED Training on Accessibility for Applications Development		9/14/2009	9/10/2010	Completed	Closure		Other	Other	Mitigation of Operational Risk
DEED_Vets program enhancements		10/1/2009	9/15/2010	Completed	Closure		Application Development	Increased Efficiency	Strategic
DEED Upgrade Migrate to SQL 2008		6/1/2009	9/30/2010	Completed	Closure		Infrastructure	Maintenance/Prevention	Strategic
DEED SharePoint 2010 Planning		3/1/2010	10/1/2010	Completed	Closure		Application Development	Increased Efficiency	Strategic
DEED Enhance SSB Employment Plan in WF1		5/25/2010	12/15/2010	Completed	Closure		Application Development	Process Improvement	Strategic
COS - White House Reemployment 2010 P	\$15,000	11/24/2010	12/17/2010	Completed	Closure	Agency Unique	Customer Service Delivery	Customer Satisfaction	Other
DEED Implement GIS Application		11/1/2009	12/30/2010	Completed	Closure		Application Development	Other	Strategic
DEED 21 Century Media Application	\$137,000	6/1/2010	3/30/2011	Completed	Closure		Infrastructure	Maintenance/Prevention	Mitigation of Operational Risk

<u>Project Portfolio:</u> - Updated: 2012	Cost	Start	Finish	State	Status	Scope	Type	Primary Outcome	Primary Driver
Project DEED - WOTC	\$360,000	8/3/2009	5/31/2011	Completed	Closure		Application Development	Increased Efficiency	Strategic
DEED Migrate SQL Reporting Services to SSRS2008R2	\$13,000	3/15/2011	6/30/2011	Completed	Closure		Infrastructure	Increased Efficiency	Strategic
DEED OnBase Implementation	\$65,000	12/15/2010	7/1/2011	Completed	Closure	Agency Unique	Application Development	Increased Efficiency	Mitigation of Operational Risk
DEED SWIFT Implementation		10/1/2009	8/31/2011	Completed	Closure		Application Development	Increased Efficiency	Strategic
DEED Reporting Services - Rpt Requests - Ops		9/25/2007	9/1/2011	Completed	Closure	Enterprise	Application Development	Other	Other
DEED Web Application Security Assessment	\$53,360	3/1/2011	9/30/2011	Completed	Closure		Information Security	Improved Information Security	Mitigation of Operational Risk

IT Spend - updated: 2010

Fiscal Year	Fund	Salaries	Repairs	Prof/Tech Services	Computer & System Services	Communications	Supplies	Equipment	Operating Costs	Provided Tech Serv	For Individuals	Other	Total
2008	100	\$2,472,941	\$59,809	\$146,028	\$966,013	\$11,606	\$433,297	\$186,707	\$22,800	\$16,843			\$4,316,043
2008	200			\$148,719									\$148,719
008 Total:		\$2,472,941	\$59,809	\$294,746	\$966,013	\$11,606	\$433,297	\$186,707	\$22,800	\$16,843			\$4,464,761
2009	100	\$3,169,801	\$311,630	\$2,395,289	\$2,763,952	\$241,713	\$203,828	\$398,188	\$3,800				\$9,488,202
2009	200			\$241,782									\$241,782
009 Total:		\$3,169,801	\$311,630	\$2,637,071	\$2,763,952	\$241,713	\$203,828	\$398,188	\$3,800				\$9,729,984
2010	100	\$2,720,554	\$42,328	\$338,318	\$592,038	\$17,267	\$30,556	\$62,587	\$4,000				\$3,807,648
2010	200	\$608,995		\$2,565	\$1,197,890	\$79,573			\$1,770				\$1,890,793
010 Total:		\$3,329,549	\$42,328	\$340,883	\$1,789,928	\$96,840	\$30,556	\$62,587	\$5,770				\$5,698,442

Application Portfolio - updated: 2006

Application	Description	Business Purpose	Customer Group	Platform	Implemented	Last Update	Life Cycle Stage	Operations Cost
ACF2	Access control software for mainframe computer access Low High	Other Poor Excellent	Other state agencies or bodies	Mainframe	Prior 1985	2006	Maturity	\$500k - \$1 million
	Business Value: _____ ◆ _____	Technical Condition: _____ ◆ _____	Comments: Essential to provide secure access to mainframe computer applications and functions					
ARS Problem Ticketing	Problem Management Application Low High	Other Poor Excellent	Other state agencies or bodies	Server	1999	2006	Growth	0 - \$100k
	Business Value: _____ ◆ _____	Technical Condition: _____ ◆ _____	Comments: Web Incident/Problen app used for all OET services					
ARS Problem Ticketing	Problem Management Application Low High	Other Poor Excellent	Other state agencies or bodies	Server	1999	2006	Growth	0 - \$100k
	Business Value: _____ ◆ _____	Technical Condition: _____ ◆ _____	Comments: Web Incident/Problen app used for all OET services					
BIA Professional	Continuity planning software Low High	Other Poor Excellent	Mostly internal to agency	Server	1997	2006	Growth	0 - \$100k
	Business Value: _____ ◆ _____	Technical Condition: _____ ◆ _____	Comments: Not a critical application, but a tool we use to complete agency assessments.					
Budgeting program	Budgeting program for ETS Low High	Accounting and budgeting Poor Excellent	Mostly internal to agency	PC			Maturity	0 - \$100k
	Business Value: _____ ◆ _____	Technical Condition: _____ ◆ _____	Comments: Linked Spreadsheets					
Cisco IPCC Hosted	Provides IP telephony and call center agents Low High	Communications Poor Excellent	Local government/Higher Ed/E-12 Ed	IP PBX Carrier Class	2003	2006	Growth	greater than \$1 million
	Business Value: _____ ◆ _____	Technical Condition: _____ ◆ _____	Comments: Infrastructure for utility service provided by an internal service fund					
Electronic Document Management Services	Infrastructure and information architecture for document and image management built on FileNet. Low High	 Poor Excellent	Other state agencies or bodies	Server	2006	2005	Emerging	\$500k - \$1 million
	Business Value: _____ ◆ _____	Technical Condition: _____ ◆ _____	Comments: This application/infrastructure is in the planning stages. Cost analysis is in the preliminary stages and at this time are SWAGs.					

Agency IT Portfolio: Enterprise Technology Office

Application Portfolio - updated: 2006

Application	Description	Business Purpose	Customer Group	Platform	Implemented	Last Update	Life Cycle Stage	Operations Cost
Enterprise Project Management (EPM)	Integrated Microsoft offerings to support Project and Portfolio Management	Procurement	Mostly internal to agency	Server	2006	2006	Emerging	\$100k - \$500k
	Business Value: Low High ◆ 	Technical Condition: Poor Excellent ◆ 	Comments: Staged implementation - mostly Portfolio for OET to start migrating to Project Management.					
eReports	Voice Invoice Distribution and Reporting using the Web	Other	Other state agencies or bodies	Server	2006		Emerging	0 - \$100k
	Business Value: Low High ◆ 	Technical Condition: Poor Excellent ◆ 	Comments: New, expanding to include all invoices.					
ETFA	Utility for use with ACF2 access control	Other	Other state agencies or bodies	Mainframe	Prior 1985	2006	Maturity	0 - \$100k
	Business Value: Low High ◆ 	Technical Condition: Poor Excellent ◆ 	Comments: Essential to provide secure access to mainframe computer applications and functions					
ETS- Computer Services Billing	Applications involved in preparing a Computer Services bill for OET-ETS customers	Accounting and budgeting	Mostly internal to agenc	Mainframe	1993	2003	Maturity	0 - \$100k
	Business Value: Low High ◆ 	Technical Condition: Poor Excellent ◆ 	Comments: Feeds from MICS and external sources					
ETS- Voice Billing	Applications involved in preparing a voice bill for OET-ETS customers	Accounting and budgeting	Mostly internal to agenc	Mainframe	1999	2004	Maturity	0 - \$100k
	Business Value: Low High ◆ 	Technical Condition: Poor Excellent ◆ 	Comments: Data extract from ARS Voice, Finished Invoice sent to eReports (Infopac)					
ETS- WAN Billing	Applications involved in preparing a WAN bill for OET-ETS customers	Accounting and budgeting	Mostly internal to agenc	Mainframe	2002	2004	Maturity	0 - \$100k
	Business Value: Low High ◆ 	Technical Condition: Poor Excellent ◆ 	Comments: Data feed from ARS WAN					
Fixed Assets	App to track fixed assets	Accounting and budgeting	Mostly internal to agency	PC	2000	2004	Maturity	0 - \$100k
	Business Value: Low High ◆ 	Technical Condition: Poor Excellent ◆ 	Comments: Built in Access					
FRS	Revenue vs Expenses app	Accounting and budgeting	Mostly internal to agency	PC		2003	Maturity	0 - \$100k
	Business Value: Low High ◆ 	Technical Condition: Poor Excellent ◆ 	Comments: Access Database					

Agency IT Portfolio: Enterprise Technology Office

Application Portfolio - updated: 2006

Application	Description	Business Purpose	Customer Group	Platform	Implemented	Last Update	Life Cycle Stage	Operations Cost
LDRPS	Continuity planning software	Other	Other state agencies or bodies	Server	1997	2006	Growth	0 - \$100k
	Business Value: Low High ◆ 	Technical Condition: Poor Excellent ◆ 	Comments: Critical application in a disaster situation.					
North Star	The State Web portal	Publicly accessible Information/web site hosting	Mostly citizens at large	Server	2001	2006	Decline	greater than \$1 million
	Business Value: Low High ◆ 	Technical Condition: Poor Excellent ◆ 	Comments:					
OET-ETS ARS Voice (COSWeb)	Voice Order/Fulfillment/Billing System	Other	Other state agencies or bodies	Server	2000	2005	Growth	\$100k - \$500k
	Business Value: Low High ◆ 	Technical Condition: Poor Excellent ◆ 	Comments: Web interface (COSweb) allows customer to create, view and modify orders, links to eReports					
OET-ETS Voice	Voice Order/Fulfillment/Billing System	Accounting and budgeting	Mostly internal to agency	Server	2000	2005	Growth	\$100k - \$500k
	Business Value: Low High ◆ 	Technical Condition: Poor Excellent ◆ 	Comments: Web interface now allows customer to create, view and modify orders. Also links to eReports					
OET-ETS WAN	WAN Order/Fulfillment/Billing System	Accounting and budgeting	Mostly internal to agency	Server	2000	2006	Maturity	\$100k - \$500k
	Business Value: Low High ◆ 	Technical Condition: Poor Excellent ◆ 	Comments: Re-engineering and Web enabling project underway					
Prompt Payment	Accounts payable app	Accounting and budgeting	Mostly internal to agency	Server	1999	2004	Maturity	0 - \$100k
	Business Value: Low High ◆ 	Technical Condition: Poor Excellent ◆ 	Comments: Link to IA Warehouse					
REQS	Requisition system	Procurement	Mostly internal to agency	Server	2005	2006	Growth	0 - \$100k
	Business Value: Low High ◆ 	Technical Condition: Poor Excellent ◆ 	Comments:					
SOM-Inventory	Inventory CMDDB for OET-ETS	Other	Mostly internal to agency	Server	2005	2006	Emerging	0 - \$100k
	Business Value: Low High ◆ 	Technical Condition: Poor Excellent ◆ 	Comments: Integrated with Problem Ticketing, Voice and in the process WAN					

Application Portfolio - updated: 2006

Application	Description	Business Purpose	Customer Group	Platform	Implemented	Last Update	Life Cycle Stage	Operations Cost
System Designators	This application allows agencies to view their system designators as well as to request a new one. These are required for applications running in the shared sysplex for security rules, billing and operations.	To identify agencies' applications	Mostly internal to agency	Server	2004		Growth	0 - \$100k
	<p>Business Value: Low High ◆ </p> <p>Technical Condition: Poor Excellent ◆ </p> <p>Comments:</p>							
Technology Request System	Approval system for Information Technology	Procurement	Other state agencies or bodies	Server	2006		Growth	0 - \$100k
	<p>Business Value: Low High ◆ </p> <p>Technical Condition: Poor Excellent ◆ </p> <p>Comments:</p>							
Traverse	Accounts receivable application	Accounting and budgeting	Mostly internal to agency	PC	2000	2003	Maturity	0 - \$100k
	<p>Business Value: Low High ◆ </p> <p>Technical Condition: Poor Excellent ◆ </p> <p>Comments: Custom import utility to receive MAPS data and ETS bills</p>							
Web Authentication Services	Identity Management infrastructure providing user credential repository (LDAP directory) and tools for providing delegated user administration and authorized access control to web resources.	Other	Other state agencies or bodies	Server	2001	2005	Other	greater than \$1 million
	<p>Business Value: Low High ◆ </p> <p>Technical Condition: Poor Excellent ◆ </p> <p>Comments:</p>							

Project Portfolio - updated: 2010

Project	Cost	Start	Finish	State	Status	Scope	Type	Outcome	Driver
Audio and Net Conference Transition		1/11/2010	2/11/2010	Completed	Green	Enterprise	Customer Service Delivery		Strategic
Automate IT P T approval process	\$404,420	9/11/2009	12/31/2010	Completed	Green -	Enterprise	Business Process		Strategic
Camera Surveillance System End of Life Replacement	\$135,200	3/19/2010	6/25/2010	Completed	Green		Facilities		Mitigation of Operational Risk
Centrex		4/1/2009	10/29/2010	Archive	TBD	Agency Unique	Service Development		Other
COB 2nd Generator		7/1/2010	6/30/2011	Cancelled		Agency Unique	Infrastructure		Mitigation of Operational Risk
COB Dry Coolers End of Life Replacement		3/15/2010	6/30/2010	Cancelled	TBD	Agency Unique	Facilities		Mitigation of Operational Risk
Colocation - Military Affairs	\$333,873	5/10/2010	10/31/2010	Active	Red +	Shared Services	Infrastructure		Strategic
Convert MIM to GRS – App Hosting		7/1/2010	6/30/2011	Submitted		TBD	Infrastructure		Other
DCC-Facilities Readiness		5/1/2010	4/30/2011	Active	Green	Enterprise	Facilities		Strategic
DCC-Migration		5/1/2010	8/30/2012	Submitted	Green	Enterprise	Facilities		Strategic
DCC-Procedures		5/1/2010	3/11/2011	Active	Green	Enterprise	Facilities		Strategic
Decrease Access to COB Data Center		7/1/2010	6/30/2011	Submitted		Agency Unique	Infrastructure		Mitigation of Operational Risk
DHS E-Licensing Versa Implementation	\$5,924,932	9/1/2009	10/31/2010	Active	Green -	Enterprise	Application Development		Strategic
DHS Enterprise Email Migration		8/23/2010	12/31/2010	Active	Yellow	Enterprise	Service Development		Strategic
DHS Migration to Enterprise IPT	\$400,000	8/2/2010	2/28/2011	Active	Green	Shared Services	Customer Service Delivery		Strategic
DHS SMI Application Equipment Upgrade and Migration to SRC		10/1/2009	6/30/2010	Completed	Green	Shared Services	Infrastructure		Strategic
Disaster Recovery at State of Wisconsin Data Center		7/1/2010	6/30/2011	Submitted		Enterprise	Infrastructure		Mitigation of Operational Risk

Project Portfolio - updated: 2010

Project	Cost	Start	Finish	State	Status	Scope	Type	Primary Outcome	Primary Driver
DLI e-Licensing Versa Gateway Implementation	\$5,400,800	10/25/2010	12/31/2011	Active	Yellow +	Enterprise	Application Development		Strategic
DNS Upgrade		1/27/2009	1/30/2011	Active	Green	Agency Unique	Infrastructure		Mitigation of Operational Risk
Enterprise Architecture Program	\$501,200	1/9/2009	12/31/2010	Active	Green	Enterprise	Business Process		Strategic
Enterprise Email		1/18/2007	12/31/2010	Completed	Green	Enterprise	Infrastructure		Strategic
Enterprise Email - Archiving Service Development Phase II	\$980,000	12/2/2009	5/16/2010	Completed	Green	Shared Services	Infrastructure		Strategic
Enterprise Email - Exchange 2010 Upgrade		6/1/2010	12/31/2010	Cancelled		Enterprise	Infrastructure		Strategic
Enterprise Email Archiving Solution Phase I	\$311,000	7/6/2009	4/16/2010	Completed	Red +	Shared Services	Infrastructure		Strategic
Enterprise Email-Phase II	\$2,314,198	1/6/2009	6/30/2010	Completed	Green	Enterprise	Customer Service Delivery		Strategic
Enterprise IT Assessment and Planning		9/9/2009	1/1/2010	Completed	Green	TBD	TBD		Strategic
Enterprise IT Portfolio Management	\$192,000	4/1/2010	2/27/2011	Cancelled	Green	Enterprise	Business Process		Strategic
ESO - ACF2 Rulebase Clean-up (ALLOW WILDCARD)		1/2/2010	12/31/2010	Completed	Green	Enterprise	Information Security		Other
ESO - ACF2 Security Environment for Mainframe VM		6/1/2009	7/31/2010	Completed	Green +	Shared Services	Information Security		Mitigation of Operational Risk
ESO - Business Continuity Coordinator Training Program	\$0	4/2/2010	9/30/2010	Active	Green	Enterprise	Other		Other
ESO - CA7 Re-Architecture		6/1/2007	11/30/2011	Active	Green	Shared Services	Information Security		Other
ESO - Enterprise Security Program Metrics Development		2/1/2010	6/30/2011	Active	Green	Enterprise	Information Security		Strategic
ESO - Information Security Staffing and Development Project	\$95,000	11/7/2007	9/30/2010	Completed	Green	Enterprise	Information Security		Strategic
ESO - Integrated Authentication 0277	\$150,000	12/14/2009	6/30/2010	Completed	Green	TBD	Application Development		Strategic

Project Portfolio - updated: 2010

Project	Cost	Start	Finish	State	Status	Scope	Type	Primary Outcome	Primary Driver
ESO - nCircle Configuration Compliance Manager System		9/1/2009	12/31/2010	Cancelled	Green	Enterprise	Information Security		Strategic
ESO - OET COOP Development	\$817,000	8/9/2010	6/30/2011	Active	Green	Agency Unique	Other		Mandatory or Legal
ESO - OET Log Management (SIEM)	\$600,000	4/24/2009	6/30/2011	Active	Green	Enterprise	Information Security		Strategic
ESO - OET Mainframe, Network, and Distributed System Exercise		8/20/2010	6/30/2011	Active	Green		Other		Mandatory or Legal
Exchange 2010/Messaging/Email		7/1/2010	6/30/2011	Submitted		Enterprise	Service Development		Strategic
Firewall Security Implementation		7/21/2008	6/30/2010	Completed	Green -	Agency Unique	Infrastructure		Mitigation of Operational Risk
Identity Management Service Development		9/6/2010	12/31/2010	Active	Green	Enterprise	Service Development		Mitigation of Operational Risk
iGov I7 Data Center Facilities and Operations		9/1/2009	12/31/2012	Submitted	Red	Enterprise	Facilities		Mitigation of Operational Risk
iGov-I1b-Automated Ordering Tool Pilot		2/1/2010	6/30/2010	Active	Yellow -	Enterprise	Application Development		Strategic
IP Telephony Infrastructure Upgrade	\$1,202,000	1/11/2010	10/30/2010	Completed	Green +	Enterprise	Infrastructure		Strategic
IP to IP Gateway Services for VoIP Infrastructure		1/11/2010	7/30/2010	Proposed		Enterprise	Infrastructure		Mandatory or Legal
IPT Gateway		4/1/2009	10/29/2010	Archive	TBD	Agency Unique	Service Development		TBD
ITCAM Implementation		4/1/2010	12/31/2010	Active			Infrastructure		Strategic
ITSM - BMC Service Desk - Incident Management Module Improvements		7/1/2010	6/30/2011	Submitted			Infrastructure		TBD
ITSM - BMC Service Desk - ITSM Reports		7/1/2010	6/30/2011	Submitted			Infrastructure		TBD
ITSM - BMC Service Desk - Multi-Tenancy Readiness		7/1/2010	6/30/2011	Submitted			Service Development		TBD
ITSM - BMC Topology and Foundation Discovery Pilot		11/16/2009	5/16/2010	Submitted		Agency Unique	Infrastructure		Other

Project Portfolio - updated: 2010

Project	Cost	Start	Finish	State	Status	Scope	Type	Primary Outcome	Primary Driver
ITSM - Implementation of Asset & Configuration - Configuration Management System		7/1/2010	6/30/2011	Submitted		Enterprise	Business Process		Mitigation of Operational Risk
ITSM - Implementation of Event Management - Integrate Monitoring Tools		7/1/2010	6/30/2011	Submitted			TBD		TBD
ITSM - Incident Management	\$158,425	1/7/2009	5/3/2010	Completed	Green	Agency Unique	Infrastructure		Strategic
ITSM - Migrate Request Fulfillment from COSWEB to BMC		4/16/2010	4/30/2010	Submitted		Agency Unique	Business Process		TBD
ITSM - Patch Management Strategy		5/17/2010	8/27/2010	Cancelled	TBD	TBD	Business Process		Mitigation of Operational Risk
ITSM - Salesforce.com Phase II		7/1/2010	6/30/2011	Submitted		Agency Unique	Application Development		TBD
ITSM - Service Catalog Management	\$192,700	5/26/2009	5/3/2010	Completed	Green	Agency Unique	Application Development		Strategic
ITSM - Service Catalog Phase II		4/16/2010	4/30/2010	Submitted		Agency Unique	Business Process		Mitigation of Operational Risk
ITSM Financial Systems Upgrade		10/31/2007	11/11/2010	Active	Green	Agency Unique	Business Process		Strategic
Long Distance		4/1/2009	10/29/2010	Archive	TBD	Agency Unique	Service Development		TBD
Long Distance Service Conversion		1/11/2010	7/30/2010	Cancelled		Enterprise	TBD		Mandatory or Legal
Marketing		7/1/2010	6/30/2011	Submitted		TBD	TBD		TBD
Minnesota Educational Longitudinal Data System		10/1/2009	12/31/2011	Submitted		TBD	TBD		TBD
MN.Data.Gov		10/1/2009	1/1/2010	Cancelled		TBD	TBD		TBD
OET BPOS		9/30/2010	10/31/2011	Active	Yellow	Enterprise	Service Development		Strategic
OET Financial Management Tools Improvement		10/4/2010	3/31/2011	Submitted		Agency Unique	Business Process		TBD
OET SharePoint Intranet		1/1/2011	4/30/2011	Submitted			Business Process		Mitigation of Operational Risk

Project Portfolio - updated: 2010

Project	Cost	Start	Finish	State	Status	Scope	Type	Primary Outcome	Primary Driver
OET Swift Infrastructure and Agency Readiness		9/1/2009	9/1/2011	Active	Yellow	Enterprise	Other		Mandatory or Legal
OET VPN Upgrade		1/4/2010	12/31/2010	Completed	Green	Agency Unique	Infrastructure		Strategic
Oracle Database Shared Service		7/1/2010	6/30/2011	Submitted		Shared Services	Service Development		TBD
Project and Portfolio Management Initiative	\$296,600	9/23/2009	3/31/2010	Completed	Green	Enterprise	Business Process		Strategic
Qwest Centrex and Long Distance Service Conversion	\$456,267	1/11/2010	1/16/2012	Active	Green	Enterprise	Service Development		Mandatory or Legal
SAN Storage Increments		7/1/2010	6/30/2011	Proposed		Shared Services	Infrastructure		TBD
Service Desk - Emergency Alert System		7/1/2010	6/30/2011	Submitted			Other		TBD
SharePoint 2010 Anonymous Access/UCC		7/1/2010	6/30/2011	Submitted		TBD	TBD		TBD
SharePoint 2010 Upgrade/High Availability		7/1/2010	12/31/2010	Submitted			Infrastructure		TBD
Single Invoice System		7/1/2010	6/30/2011	Submitted		Agency Unique	Business Process		TBD
Spam Filtering		3/8/2010	10/29/2010	Completed	Green	Enterprise	Infrastructure		Strategic
SQL Database Shared Service		7/1/2010	6/30/2011	Submitted		Shared Services	Service Development		Strategic
Technology Accessibility Standards and Implementation	\$275,000	8/12/2009	6/30/2011	Active	Green	Enterprise	Business Process		Mandatory or Legal
Telecom Management	\$622,937	5/29/2008	12/15/2010	Active	Red	Agency Unique	Business Process		Other
UCC Phase One - IM and Desktop Video		9/11/2009	3/31/2010	Archive		Enterprise	Service Development		Other
Unified Communications - Instant Messaging / UCC		12/31/2009	6/30/2010	Proposed		Enterprise	Service Development		Strategic
Unified Communications - Unified Messaging		12/31/2009	3/31/2010	Proposed		Enterprise	Service Development		Strategic
Unified Communications-Instant Messaging/UCC		7/1/2010	6/30/2011	Cancelled		TBD	Service Development		TBD

Project Portfolio - updated: 2010

Project	Cost	Start	Finish	State	Status	Scope	Type	Primary Outcome	Primary Driver
Unified Communications-Unified Messaging-UCC (OCTEL replacement)		7/1/2010	6/30/2011	Submitted		Enterprise	Service Development		Strategic
UPS End of Life Replacement Design Phase		3/15/2010	4/15/2010	Cancelled	TBD	Agency Unique	Facilities		Mitigation of Operational Risk
Utilization Tracking - All Service Lines		7/1/2010	6/30/2011	Cancelled			TBD		Strategic
Web Content Search Service		10/1/2009	4/1/2010	Cancelled		TBD	Service Development		Strategic
Webinar Service Development		3/15/2010	5/15/2010	Proposed	TBD		Service Development		Strategic

Project Portfolio -Updated: 2012 Project	Cost	Start	Finish	State	Status	Scope	Type	Primary Outcome	Primary Driver
DOR Service Manager		8/3/2009	1/31/2010	Completed	Closure	Agency Unique	Customer Service Delivery	Other	Mitigation of Operational Risk
Audio and Net Conference Transition	\$81,500	1/11/2010	2/11/2010	Completed	Closure	Enterprise	Customer Service Delivery	Customer Satisfaction	Strategic
Project and Portfolio Management Initiative	\$296,600	9/23/2009	3/31/2010	Completed	Closure	Enterprise	Business Process	Increased Efficiency	Strategic
Enterprise Email Archiving Solution Phase I	\$311,000	7/6/2009	4/16/2010	Completed	Closure	Shared Services	Infrastructure	Customer Satisfaction	Strategic
ITSM - Service Catalog Management	\$192,700	5/26/2009	5/3/2010	Completed	Closure	Agency Unique	Application Development	Customer Satisfaction	Strategic
ITSM - Incident Management	\$158,425	1/7/2009	5/3/2010	Completed	Closure	Agency Unique	Infrastructure	Customer Satisfaction	Strategic
Enterprise Email - Archiving Service Development Phase II	\$980,000	12/2/2009	5/16/2010	Completed	Closure	Shared Services	Infrastructure	Customer Satisfaction	Strategic
Camera Surveillance System End of Life Replacement	\$47,000	3/19/2010	6/25/2010	Completed	Closure		Facilities	Maintenance/Prevention	Mitigation of Operational Risk
OET DOR Data Center Separation		11/20/2009	6/30/2010	Completed	Closure	TBD	Other	Customer Satisfaction	TBD
ESO - Integrated Authentication 0277	\$144,620	12/14/2009	6/30/2010	Completed	Closure	TBD	Application Development	Process Improvement	Strategic
DHS SMI Application Equipment Upgrade and Migration to SRC		10/1/2009	6/30/2010	Completed	Closure	Shared Services	Infrastructure	Increased Efficiency	Strategic
Firewall Security Implementation		7/21/2008	6/30/2010	Completed	Closure	Agency Unique	Infrastructure	Maintenance/Prevention	Mitigation of Operational Risk
Enterprise Email-Phase II	\$2,314,198	1/6/2009	6/30/2010	Completed	Closure	Enterprise	Customer Service Delivery	Increased Efficiency	Strategic
USC Program		7/1/2007	7/17/2010	Completed	Closure	Enterprise	Other	Other	Strategic
ESO - ACF2 Security Environment for Mainframe VM	\$27,500	6/1/2009	7/31/2010	Completed	Closure	Shared Services	Information Security	Improved Information Security	Mitigation of Operational Risk
ESO - Information Security Staffing and Development Project	\$95,000	11/7/2007	9/30/2010	Completed	Closure	Enterprise	Information Security	Improved Information Security	Strategic
Spam Filtering	\$30,000	3/8/2010	10/29/2010	Completed	Closure	Enterprise	Infrastructure	Maintenance/Prevention	Strategic
IP Telephony Infrastructure Upgrade	\$825,056	1/11/2010	10/30/2010	Completed	Closure	Enterprise	Infrastructure	Maintenance/Prevention	Strategic
Colocation - Military Affairs	\$696,373	5/10/2010	10/31/2010	Completed	Closure	Shared Services	Customer Service Delivery	Customer Satisfaction	Strategic
ITSM Financial Systems Upgrade		10/31/2007	11/11/2010	Completed	Closure	Agency Unique	Business Process	Customer Satisfaction	Strategic
DHS Enterprise Email Migration	\$324,000	8/23/2010	12/31/2010	Completed	Closure	Enterprise	Service Development	Customer Satisfaction	Strategic
ITCAM Implementation	\$50,000	4/1/2010	12/31/2010	Completed	Closure		Infrastructure	Customer Satisfaction	Strategic

Agency IT Portfolio: Enterprise Technology Office

Project Portfolio: - Updated: 2012 Project	Cost	Start	Finish	State	Status	Scope	Type	Primary Outcome	Primary Driver
OET VPN Upgrade	\$101,000	1/4/2010	12/31/2010	Completed	Closure	Agency Unique	Infrastructure	Maintenance/Prevention	Strategic
ESO - ACF2 Rulebase Clean-up (ALLOW WILDCARD)		1/2/2010	12/31/2010	Completed	Closure	Enterprise	Information Security	Increased Efficiency	Other
After Action Tracking Project Manager		1/1/2010	12/31/2010	Completed	Closure	Agency Unique	Customer Service Delivery	Customer Satisfaction	Other
Automate IT P T approval process	\$404,420	9/11/2009	12/31/2010	Completed	Closure	Enterprise	Business Process	Increased Efficiency	Strategic
Enterprise Email		1/18/2007	12/31/2010	Completed	Closure	Enterprise	Infrastructure	Other	Strategic
Enterprise Architecture Program	\$501,200	1/9/2009	12/31/2010	Completed	Closure	Enterprise	Business Process	Process Improvement	Strategic
DHS Migration to Enterprise IPT	\$400,000	8/2/2010	3/25/2011	Completed	Closure	Shared Services	Customer Service Delivery	Customer Satisfaction	Strategic
OET Financial Management Tools Improvement	\$192,000	10/4/2010	3/31/2011	Completed	Closure	Agency Unique	Business Process	Increased Efficiency	TBD
DCC-Procedures	\$148,000	5/1/2010	3/31/2011	Completed	Closure	Enterprise	Facilities	Increased Efficiency	Strategic
IRRB Conversion to Tridion	\$29,355	2/16/2011	6/1/2011	Completed	Closure	Agency Unique	Application Development	Customer Satisfaction	Strategic
Commerce Web Development	\$100,000	4/11/2011	6/30/2011	Completed	Closure	Agency Unique	Application Development	Process Improvement	Strategic
ESO - OET Mainframe, Network, and Distributed System Exercise	\$668,552	8/20/2010	6/30/2011	Completed	Closure		Other	Other	Mandatory or Legal
ESO - Enterprise Security Program Metrics Development	\$0	2/1/2010	6/30/2011	Completed	Closure	Enterprise	Information Security	Improved Information Security	Strategic
Technology Accessibility Standards and Implementation	\$275,000	8/12/2009	6/30/2011	Completed	Closure	Enterprise	Business Process	Customer Satisfaction	Mandatory or Legal
OET Swift Infrastructure and Agency Readiness	\$2,942,687	9/1/2009	9/1/2011	Completed	Closure	Enterprise	Other	Other	Mandatory or Legal
IP to IP Gateway Services for VoIP Infrastructure	\$335,125	1/24/2011	9/2/2011	Completed	Closure	Enterprise	Infrastructure	Increased Efficiency	Mandatory or Legal
ESO - Business Continuity Coordinator Training Program	\$0	4/2/2010	9/30/2011	Completed	Closure	Enterprise	Other	Increased Efficiency	Other
Mail Hub Replacement	\$55,000	1/24/2011	9/30/2011	Completed	Closure	Enterprise	Infrastructure	Maintenance/Prevention	Mandatory or Legal
Telecom Management	\$497,887	5/29/2008	9/30/2011	Completed	Closure	Agency Unique	Business Process	Process Improvement	Other
OET DOR QM Implementation	\$431,391	7/13/2011	11/30/2011	Completed	Closure	Shared Services	Customer Service Delivery	Customer Satisfaction	Strategic
Health Reform Conversion to Tridion	\$59,780	8/29/2011	12/30/2011	Completed	Closure	Agency Unique	Application Development	Customer Satisfaction	Strategic
Windows 7 Desktop Implementation	\$50,000	3/21/2011	12/30/2011	Completed	Closure	Agency Unique	Infrastructure	Improved Information Security	Mitigation of Operational Risk

Project Portfolio: -Updated: 2012 Project	Cost	Start	Finish	State	Status	Scope	Type	Primary Outcome	Primary Driver
OET BPOS	\$1,300,000	9/30/2010	12/30/2011	Completed	Closure	Enterprise	Service Development	Increased Efficiency	Strategic
Qwest Centrex and Long Distance Service Conversion	\$449,067	1/11/2010	12/30/2011	Completed	Closure	Enterprise	Service Development	Customer Satisfaction	Mandatory or Legal
ESO - OET Log Management (SIEM)	\$600,000	4/24/2009	12/30/2011	Completed	Closure	Enterprise	Information Security	Improved Information Security	Strategic
Ombudsman Conversion to Tridion	\$15,553	10/19/2011	1/16/2012	Completed	Closure	Agency Unique	Application Development	Customer Satisfaction	Strategic
EUCC Email-City of St Paul	\$134,400	12/1/2011	1/31/2012	Completed	Closure	Agency Unique	Service Development	Customer Satisfaction	Strategic
DHS Project One Conversion to Tridion	\$27,089	11/1/2011	1/31/2012	Completed	Closure	Agency Unique	Application Development	Customer Satisfaction	Strategic
Deaf and Hard of Hearing Conversion to Tridion	\$19,261	8/29/2011	1/31/2012	Completed	Closure	Agency Unique	Application Development	Customer Satisfaction	Strategic
ITC - HR Document Management Tool	\$40,000	12/6/2011	2/29/2012	Completed	Closure		Business Process	Increased Efficiency	Strategic
Unemployment Insurance to Tridion	\$23,000	10/10/2011	3/15/2012	Completed	Closure	Agency Unique	Application Development	Customer Satisfaction	Strategic
PT Staff Augmentation to migrate off COSWeb onto MNIT BMC	\$150,000	7/1/2011	3/30/2012	Completed	Closure		TBD	TBD	TBD
DCR - DHS DC1 HCO Migration to EDC1	\$15,000	2/29/2012	5/13/2012	Completed	Closure	Enterprise	Facilities	Increased Efficiency	Strategic
DCR - SRC400 Acquisition and Buildout	\$1,015,000	2/29/2012	5/15/2012	Completed	Closure		Facilities	Increased Efficiency	Strategic
DCR - DHS DC1 ITS Migration to SRC400	\$15,000	2/29/2012	6/10/2012	Completed	Closure	Enterprise	Facilities	Increased Efficiency	Strategic
Sunset BroadVision and Migrate Sites to Tridion	\$606,428	7/1/2011	6/29/2012	Completed	Closure	Enterprise	Other	Increased Efficiency	Strategic
DCR - EDC1 Optimization	\$1,400,000	2/29/2012	6/30/2012	Completed	Closure		Facilities	Increased Efficiency	Strategic
ITC - SLA Framework Development	\$115,000	3/6/2012	6/30/2012	Completed	Closure	Enterprise	Business Process	Customer Satisfaction	Mandatory or Legal
Integrated Intranet	\$148,200	4/1/2012	6/30/2012	Completed	Closure	Shared Services	Other	Increased Efficiency	Strategic
After Action Tracking Project Manager 2012	\$60,000	1/30/2012	6/30/2012	Completed	Closure	TBD	Other	Customer Satisfaction	Other
ESO - April 2012 DR Exercise	\$252,000	1/3/2012	6/30/2012	Completed	Closure	Enterprise	Business Process	Maintenance/Prevention	Mitigation of Operational Risk
EUCC SharePoint Migration	\$315,000	12/12/2011	6/30/2012	Completed	Closure	Enterprise	Service Development	Increased Efficiency	Strategic
BMC ITSM Upgrade	\$14,962	8/23/2011	6/30/2012	Completed	Closure	Agency Unique	Customer Service Delivery	Maintenance/Prevention	Mitigation of Operational Risk

Project Portfolio: -Updated: 2012

Project	Cost	Start	Finish	State	Status	Scope	Type	Primary Outcome	Primary Driver
ITC - Mass Transfer - Phase 1	\$0	2/1/2012	7/6/2012	Completed	Closure		Other	Increased Efficiency	Mandatory or Legal
ITC - Mass Transfer - Phase II		7/5/2012	8/29/2012	Completed	Closure		Other	Other	Mandatory or Legal
DCR - SRC Space Reduction	\$26,000	2/29/2012	9/30/2012	Completed	Closure		Facilities	Increased Efficiency	Strategic
ITC - Mass Transfer - Phase III		7/19/2012	10/31/2012	Completed	Closure		Other	Other	Mandatory or Legal
Data Center Device Owner ID	\$106,500	5/23/2012	10/31/2012	Completed	Closure	Shared Services	Other	Increased Efficiency	Mitigation of Operational Risk
iGov I7 Data Center Facilities and Operations	\$1,269	9/1/2009	12/31/2012	Completed	Closure	Enterprise	Facilities	Increased Efficiency	Mitigation of Operational Risk
Tridion - HIX	\$411,840	11/12/2012	1/31/2013	Completed	Execution	Agency Unique	Other	Customer Satisfaction	Strategic
Tridion - Board of Teaching	\$15,965	5/15/2012	6/30/2013	Completed	Closure	Agency Unique	Application Development	Customer Satisfaction	Strategic
Tridion - IRRRB 2	\$1,854	7/1/2012	6/30/2013	Completed	Closure	Agency Unique	Application Development	Customer Satisfaction	Strategic

This page left blank to support duplex printing

IT Spend - updated: 2010

Fiscal Year	Fund	Salaries	Repairs	Prof/Tech Services	Computer & System Services	Communications	Supplies	Equipment	Operating Costs	Provided Tech Serv	For Individuals	Other	Total
2008	100	\$48,263	\$2,551	\$337,475	\$3,130	\$54,725	\$3,947	\$15,648	\$4,512				\$470,252
2008	200			\$68,430			\$225		\$100				\$68,755
2008	300			\$50,000									\$50,000
008 Total:		\$48,263	\$2,551	\$455,905	\$3,130	\$54,725	\$4,172	\$15,648	\$4,612				\$589,007
2009	100	\$50,544	\$4,378		\$4,402	\$65,234	\$23,083	\$8,819	\$8,676				\$165,137
2009	200			\$554,653	\$1,502		\$1,186						\$557,341
009 Total:		\$50,544	\$4,378	\$554,653	\$5,904	\$65,234	\$24,269	\$8,819	\$8,676				\$722,478
2010	100	\$51,240	\$5,965	\$298,300	\$16,153	\$43,164	\$6,483	\$50,881	\$6,984				\$479,170
2010	200			\$149,850					\$8,608				\$158,458
010 Total:		\$51,240	\$5,965	\$448,150	\$16,153	\$43,164	\$6,483	\$50,881	\$15,592				\$637,627

Application Portfolio - updated: 2010

Application	Description	Business Purpose	Customer Group	Platform	Implemented	Last Update	Life Cycle Stage	Operations Cost
Explore Minnesota consolidated information system	Explore Minnesota Tourism's consolidated industry, consumer and inventory/order processing system offers the tourism industry customized tools to maintain, showcase and market their businesses; offers consumers a full-featured travel planning website and related applications; and is the agency's primary system for processing orders, tracking marketing efforts and maintaining data.	Economic Development	Mostly citizens at large	Server	2010	2010	Emerging	\$100k - \$500k
Business Value: Low High ◆ 		Technical Condition: Poor Excellent ◆ 		Comments: Massive initiative to rebuild aging, failing disparate systems; in final phase of development November 2010. Launch anticipated Nov. 29 2010, both consumer website and internal & external supporting applications				

Project Portfolio - updated: 2010

Project	Cost	Start	Finish	State	Status	Scope	Type	Primary Outcome	Primary Driver
Explore Minnesota Database Web Project		5/15/2009	12/1/2010	Proposed	Yellow +	Agency Unique	Application Development		Mitigation of Operational Risk

Agency IT Portfolio: Gambling Control Board

IT Spend - updated: 2010

Fiscal Year	Fund	Salaries	Repairs	Prof/Tech Services	Computer & System Services	Communications	Supplies	Equipment	Operating Costs	Provided Tech Serv	For Individuals	Other	Total
2008	200			\$87,435	\$1,197	\$35,110	\$334	\$1,003	\$260				\$125,340
2008 Total:				\$87,435	\$1,197	\$35,110	\$334	\$1,003	\$260				\$125,340
2009	200			\$18,176	\$14,006	\$34,590	\$1,803	\$1,172					\$69,747
2009 Total:				\$18,176	\$14,006	\$34,590	\$1,803	\$1,172					\$69,747
2010	200			\$2,193	\$14,435	\$29,667	\$4,104	\$5,764					\$56,163
2010 Total:				\$2,193	\$14,435	\$29,667	\$4,104	\$5,764					\$56,163

Application Portfolio - updated: 2006

Application	Description	Business Purpose	Customer Group	Platform	Implemented	Last Update	Life Cycle Stage	Operations Cost
GAMBITS	database system that captures license and permit information and some compliance info	Licenses or permits	Other	Server	2003	2004	Decline	0 - \$100k
	Business Value: Low High ◆ 	Technical Condition: Poor Excellent ◆ 	Comments:					

Project Portfolio : - Updated: 2012

No Projects Registered

This page left blank to support duplex printing

Agency IT Portfolio: Health Dept

IT Spend - updated: 2010

Fiscal Year	Fund	Salaries	Repairs	Prof/Tech Services	Computer & System Services	Communications	Supplies	Equipment	Other Operating Costs	Agency Provided Tech Serv	Spending For Individuals	Other	Total
2008	100	\$1,358,405	\$14,085	\$30,082	\$83,832	\$109,386	\$92,575	\$3,674	\$1,916				\$1,693,954
2008	170	\$1,557,868	\$43,683	\$593,824	\$366,475	\$150,881	\$465,644	\$120,839	\$79,807				\$3,379,021
2008	190	\$498,787	\$20,165	\$4,126	\$80,760	\$39,526	\$149,855	\$70,908	\$39,726				\$903,852
2008	200	\$6,003,782	\$231,282	\$41,673	\$592,381	\$619,344	\$354,047	\$171,573	\$24,658				\$8,038,740
2008	300	\$3,548,080	\$99,177	\$1,848,457	\$197,556	\$311,685	\$537,073	\$18,544	\$303				\$6,560,874
2008	315				\$1,973	\$173	\$4,988						\$7,134
2008	331				\$650	\$362	\$1,814						\$2,825
2008 Total:		\$12,966,922	\$408,391	\$2,518,162	\$1,323,627	\$1,231,356	\$1,605,996	\$385,538	\$146,409				\$20,586,401
2009	100	\$1,113,758	\$21,352	\$30,469	\$56,111	\$82,529	\$118,101	\$5,531	\$1,363				\$1,429,214
2009	170	\$2,847,727	\$18,943	\$3,174,270	\$288,153	\$91,740	\$761,165	\$78,112	\$9,030				\$7,269,140
2009	190	\$393,806	\$11,621		\$84,304	\$22,922	\$65,832	\$3,732		\$5,500			\$587,718
2009	200	\$6,494,457	\$76,935	\$374,831	\$1,310,038	\$654,276	\$875,313	\$81,009	\$7,711	\$5,200			\$9,879,770
2009	300	\$3,067,470	\$34,215	\$1,861,731	\$192,839	\$258,260	\$329,167	\$6,556	\$268				\$5,750,505
2009	315	\$4,911		\$30,000		\$3,831	\$4,820	\$1,922					\$45,484
2009	331				\$973	\$245	\$2,226						\$3,443
2009 Total:		\$13,922,128	\$163,066	\$5,471,300	\$1,932,418	\$1,113,803	\$2,156,624	\$176,862	\$18,371	\$10,700			\$24,965,274
2010	100	\$998,495	\$10,261	\$67,798	\$26,809	\$68,406	\$68,199	\$15,557	\$1,530				\$1,257,056
2010	170	\$2,077,276	\$15,474	\$670,855	\$103,513	\$89,093	\$169,044		\$4,534				\$3,129,789
2010	190	\$489,559	\$6,132	\$16,500	\$59,118	\$23,088	\$31,095	\$4,660					\$630,151
2010	200	\$7,011,004	\$73,786	\$349,891	\$861,922	\$783,783	\$356,703	\$91,090	\$94,063	\$50,000			\$9,672,242
2010	300	\$3,640,168	\$82,189	\$2,797,135	\$382,369	\$278,405	\$924,853	\$41,809	\$4,367				\$8,151,295
2010	315	\$9,843			\$8,176	\$1,396	\$240						\$19,654
2010	330				\$111	\$120							\$231

IT Spend - updated: 2010

Fiscal Year	Fund	Salaries	Repairs	Prof/Tech Services	Computer & System Services	Communications	Supplies	Equipment	Operating Costs	Provided Tech Serv	For Individuals	Other	Total
2010	331					\$243							\$243
2010	352					\$209	\$18,096						\$18,305
2010 Total:		\$14,226,345	\$187,842	\$3,902,180	\$1,442,018	\$1,244,743	\$1,568,229	\$153,116	\$104,494	\$50,000			\$22,878,966

Application Portfolio - updated: 2008

Application	Description	Business Purpose	Customer Group	Platform	Implemented	Last Update	Life Cycle Stage	Operations Cost
2004 Hospital Survey Reports	Hospital data reportable both individually and aggregated ad hoc or by state.	Health care administration	Specific sub-group of customers or clients	Server			Decline	0 - \$100k
	Business Value:	Technical Condition:	Comments:					
24/7 Emergency Contact Tool	Provides read only access to the Public Health Emergency 24/7 contact list to MDH Workspace Users.		Constituent groups	Server			Maturity	0 - \$100k
	Business Value:	Technical Condition:	Comments:					
Abortion Consent			Mostly internal to agency	Server	2005	2005	Maturity	0 - \$100k
	Business Value:	Technical Condition:	Comments:					
Access Requests	Approve and manage requests for access to applications, data, and networks remotely.	Other	Mostly internal to agency	Server			Maturity	0 - \$100k
	Business Value:	Technical Condition:	Comments:					
ACES - Asbestos		Licenses or permits	Mostly internal to agency	Server	2000	2000	Decline	\$100k - \$500k
	Business Value:	Technical Condition:	Comments:					
ACES - EHS Plan Log	Manages Accreditation, Compliance and Enforcement information for several EH programs.	Licenses or permits	Mostly internal to agency	Server			Decline	\$100k - \$500k
	Business Value:	Technical Condition:	Comments:					
ACES - Food Manager Certification		Licenses or permits	Mostly internal to agency	Server	1999	1999	Decline	\$100k - \$500k
	Business Value:	Technical Condition:	Comments:					

Application Portfolio - updated: 2008

Application	Description	Business Purpose	Customer Group	Platform	Implemented	Last Update	Life Cycle Stage	Operations Cost
ACES - Food, Beverage, and Lodging Licensing	Tracks licensed food, beverage, lodging, pools, and youth camp establishments. In addition to licensing these establishments, it imports inspection records from the Rapid Inspection system and exports establishment information to the Rapid Inspection system.	Licenses or permits	Mostly internal to agency	Server	2008	2008	Growth	\$100k - \$500k
	Business Value:	Technical Condition:	Comments:					
ACES - Indoor Air		Licenses or permits	Mostly internal to agency	Server	2003	2003	Decline	\$100k - \$500k
	Business Value:	Technical Condition:	Comments:					
ACES - Lead		Licenses or permits	Mostly internal to agency	Server	1999	1999	Decline	\$100k - \$500k
	Business Value:	Technical Condition:	Comments:					
ACES - Mobile Home Park Licensing	Tracks licensed Mobile Home Park and Recreational Camping areas. In addition to licensing these establishments, it imports inspections from the Rapid Inspection system and exports establishment information to the Rapid Inspection system.	Licenses or permits	Mostly internal to agency	Server	2008	2008	Growth	\$100k - \$500k
	Business Value:	Technical Condition:	Comments:					
ACES - Radioactive Materials Information System	License radioactive materials	Licenses or permits	Mostly internal to agency	Server	2006	2006	Maturity	\$100k - \$500k
	Business Value:	Technical Condition:	Comments:					
ACES - Sanitarian Registration		Licenses or permits	Mostly internal to agency	Server	1999	1999	Decline	\$100k - \$500k
	Business Value:	Technical Condition:	Comments:					

Application Portfolio - updated: 2008

Application	Description	Business Purpose	Customer Group	Platform	Implemented	Last Update	Life Cycle Stage	Operations Cost
ACES - Statewide Hospitality Fee	In 2005, the Minnesota Legislature created a State Wide Hospitality Fee (SHF) for all food beverages and lodging (FBL) establishments' license in the state (Minnesota Statutes Chapter 157.16.subd 3a). MDH is required to collect an addition \$35 statewide hospitality fee in addition to the existing licensing fee for all FBL, including those that are licensed through delegation agreements with local authorities.	Licenses or permits	Mostly internal to agency	Server	2006	2006	Maturity	\$100k - \$500k
	<p>Business Value: Low ◆ High </p> <p>Technical Condition: Poor ◆ Excellent </p> <p>Comments:</p>							
ACES - Well Contractors	Licensing data	Licenses or permits	Mostly internal to agency	Server	2006	2006	Maturity	\$100k - \$500k
	<p>Business Value: Low ◆ High </p> <p>Technical Condition: Poor ◆ Excellent </p> <p>Comments:</p>							
ACES - X-ray Registration	Registers all x-ray tubes and tracks inspections of all facilities that use x-ray equipment.	Licenses or permits	Mostly internal to agency	Server	2004	2004	Decline	\$100k - \$500k
	<p>Business Value: Low ◆ High </p> <p>Technical Condition: Poor ◆ Excellent </p> <p>Comments:</p>							
Active Bacterial Core Surveillance		Health care delivery					Maturity	0 - \$100k
	<p>Business Value: Low ◆ High </p> <p>Technical Condition: Poor ◆ Excellent </p> <p>Comments:</p>							
ACTS - Vulnerable Adults Data							Maturity	0 - \$100k
	<p>Business Value: Low ◆ High </p> <p>Technical Condition: Poor ◆ Excellent </p> <p>Comments:</p>							
Adult Influenza Hospitalization Surveillance Project		Health care delivery					Maturity	0 - \$100k
	<p>Business Value: Low ◆ High </p> <p>Technical Condition: Poor ◆ Excellent </p> <p>Comments:</p>							

Application Portfolio - updated: 2008

Application	Description	Business Purpose	Customer Group	Platform	Implemented	Last Update	Life Cycle Stage	Operations Cost
Adverse Health Events Reporting System	Allows users to look up information about adverse health events that have been reported by MN hospitals and ambulatory surgical centers during a given reporting year, by facility.	Health care delivery	Mostly citizens at large	Server			Maturity	0 - \$100k
	Business Value: Low High ◆ 	Technical Condition: Poor Excellent ◆ 	Comments:					
Agency Directory	List active MDH employees, sync nightly with IA Warehouse.	Employee relations	Mostly internal to agency	Server	2001	2001	Decline	0 - \$100k
	Business Value: Low High ◆ 	Technical Condition: Poor Excellent ◆ 	Comments:					
ALEPH	ALEPH is the automated library system having staff work modules and an online library catalog	Other	Mostly citizens at large	Server	2005	2006	Maturity	0 - \$100k
	Business Value: Low High ◆ 	Technical Condition: Poor Excellent ◆ 	Comments:					
Announce	Create RSS/XML feed items	Other	Mostly internal to agency	Server			Maturity	0 - \$100k
	Business Value: Low High ◆ 	Technical Condition: Poor Excellent ◆ 	Comments:					
Annual Immunization School Report	This application is used by school officials, usually the school nurse, to collect numbers of students exempt from required immunizations.	Health care administration	Specific sub-group of customers or clients	Server	2004	2004	Decline	0 - \$100k
	Business Value: Low High ◆ 	Technical Condition: Poor Excellent ◆ 	Comments:					
Application Maintenance	Online registry and risk profile for each of the agency's applications.	Other	Mostly internal to agency	Server	2003	2003	Decline	0 - \$100k
	Business Value: Low High ◆ 	Technical Condition: Poor Excellent ◆ 	Comments:					
Application Registry	Online registry and risk profile for each of the agency's applications.	Other	Mostly internal to agency	Server			Maturity	0 - \$100k
	Business Value: Low High ◆ 	Technical Condition: Poor Excellent ◆ 	Comments:					

Application Portfolio - updated: 2008

Application	Description	Business Purpose	Customer Group	Platform	Implemented	Last Update	Life Cycle Stage	Operations Cost
Appropriation	Finance Grant Specialist appropriation maintenance	Other	Mostly internal to agency	Server	2008	2008	Growth	0 - \$100k
	Business Value: Low High ◆ 	Technical Condition: Poor Excellent ◆ 	Comments:					
Aquifer Test Database	Description of well pumping test results and import and export data.	Environmental protection	Mostly internal to agency	PC	2002	2004	Decline	0 - \$100k
	Business Value: Low High ◆ 	Technical Condition: Poor Excellent ◆ 	Comments:					
Asbestos Certified Individual Look-up	Manual data entry, import and export data from text files generated by water-testing loggers.	Licenses or permits	Mostly citizens at large	Server	2005	2005	Maturity	0 - \$100k
	Business Value: Low High ◆ 	Technical Condition: Poor Excellent ◆ 	Comments:					
Asbestos Contractor Look-up	For consumers to look up and find asbestos abatement contractors in their area.	Licenses or permits	Mostly citizens at large	Server	2005	2005	Maturity	0 - \$100k
	Business Value: Low High ◆ 	Technical Condition: Poor Excellent ◆ 	Comments:					
ASPEN	Federally-owned system for health care facility survey and complaint tracking.	Health care administration	Specific sub-group of customers or clients	Server	1998		Decline	\$100k - \$500k
	Business Value: Low High ◆ 	Technical Condition: Poor Excellent ◆ 	Comments:					
AWStats	Web Statistics Engine	Other	Mostly internal to agency	Server			Maturity	0 - \$100k
	Business Value: Low High ◆ 	Technical Condition: Poor Excellent ◆ 	Comments:					
Background Study (BGS)	Background Investigations of individuals working in Health Care Facilities	Licenses or permits	Mostly internal to agency	Server			Decline	0 - \$100k
	Business Value: Low High ◆ 	Technical Condition: Poor Excellent ◆ 	Comments:					
Bioterrorism Surveillance		Other					Maturity	0 - \$100k
	Business Value: Low High ◆ 	Technical Condition: Poor Excellent ◆ 	Comments:					

Application Portfolio - updated: 2008

Application	Description	Business Purpose	Customer Group	Platform	Implemented	Last Update	Life Cycle Stage	Operations Cost
Blogger	Used for intranet blogs. Will be replacing this app with WordPress	Other	Mostly internal to agency	Server			Maturity	0 - \$100k
	<p>Business Value: Low High ◆ </p> <p>Technical Condition: Poor Excellent ◆ </p> <p>Comments:</p>							
Blood Lead Information System	The Blood Lead application tracks patient's blood lead history, manages and monitors medical lead cases, displays information relating to the environmental case, and transmits quarterly/yearly lead results to the CDC.	Health care administration	Mostly internal to agency	Server	2006	2006	Maturity	\$100k - \$500k
	<p>Business Value: Low High ◆ </p> <p>Technical Condition: Poor Excellent ◆ </p> <p>Comments:</p>							
Bloodmobile Registration	Allows Bloodmobile registrants to view open slots and sign up for them.	Other	Mostly internal to agency	Server	2007	2007	Growth	0 - \$100k
	<p>Business Value: Low High ◆ </p> <p>Technical Condition: Poor Excellent ◆ </p> <p>Comments:</p>							
BlueCard	Web based reportable disease reporting for hospitals, clinics and doctors.	Health care administration	Mostly citizens at large	Server			Maturity	\$100k - \$500k
	<p>Business Value: Low High ◆ </p> <p>Technical Condition: Poor Excellent ◆ </p> <p>Comments:</p>							
BottleOrder	Procurement system for external clients to make bottle orders to the environmental laboratory.	Procurement	Specific sub-group of customers or clients	Server			Maturity	0 - \$100k
	<p>Business Value: Low High ◆ </p> <p>Technical Condition: Poor Excellent ◆ </p> <p>Comments:</p>							
Carpool Needs	Help MDH employees arrange carpools between where they live and where they work	Other	Mostly internal to agency	Server			Maturity	0 - \$100k
	<p>Business Value: Low High ◆ </p> <p>Technical Condition: Poor Excellent ◆ </p> <p>Comments:</p>							
Case Mix Review (CMR)	Process to allow Health Care Facilities to select default Medicaid reimbursement RUGS classification.	Health care administration	Specific sub-group of customers or clients	Server			Decline	\$100k - \$500k
	<p>Business Value: Low High ◆ </p> <p>Technical Condition: Poor Excellent ◆ </p> <p>Comments:</p>							

Application Portfolio - updated: 2008

Application	Description	Business Purpose	Customer Group	Platform	Implemented	Last Update	Life Cycle Stage	Operations Cost
CFH Applications Admin	Intranet application to house/manage CFH application admins.	Other	Mostly internal to agency	Server			Maturity	0 - \$100k
	<p style="text-align: center;">Low High</p> <p>Business Value: <u> </u> ◆ <u> </u></p>	<p style="text-align: center;">Poor Excellent</p> <p>Technical Condition: <u> </u> ◆ <u> </u></p>	Comments:					
CFH Central Directory	The Central Directory is an application that maintains information on organizations associated with the Community and Family Health Division and its projects.	Grants management	Mostly internal to agency	Server	2009	2009	Emerging	0 - \$100k
	<p style="text-align: center;">Low High</p> <p>Business Value: <u> </u> ◆ <u> </u></p>	<p style="text-align: center;">Poor Excellent</p> <p>Technical Condition: <u> </u> ◆ <u> </u></p>	Comments:					
CFH Central Directory Admin App	Admin App on the Intranet to manage a directory of resources available across Minnesota for use by the public.	Other	Mostly internal to agency	Server			Maturity	0 - \$100k
	<p style="text-align: center;">Low High</p> <p>Business Value: <u> </u> ◆ <u> </u></p>	<p style="text-align: center;">Poor Excellent</p> <p>Technical Condition: <u> </u> ◆ <u> </u></p>	Comments:					
CFH Newborn Child Follow Up Admin App	An Internal Admin application to manage the work of staff who provide follow up services to children diagnosed with a metabolic disorder.	Health care delivery	Mostly internal to agency	Server	2009	2009	Emerging	0 - \$100k
	<p style="text-align: center;">Low High</p> <p>Business Value: <u> </u> ◆ <u> </u></p>	<p style="text-align: center;">Poor Excellent</p> <p>Technical Condition: <u> </u> ◆ <u> </u></p>	Comments:					
CFH Positive Alternatives Grant Award Recipients	A list of the 2008-2010 Positive Alternatives grantees, the amount of their grants, and a general description of their locations and grant funded programs.	Grants management	Mostly citizens at large	Server			Maturity	0 - \$100k
	<p style="text-align: center;">Low High</p> <p>Business Value: <u> </u> ◆ <u> </u></p>	<p style="text-align: center;">Poor Excellent</p> <p>Technical Condition: <u> </u> ◆ <u> </u></p>	Comments:					
CFH Positive Alternatives Grantee Locations	A resource that contains a map of Minnesota and a chart listing the Positive Alternatives grantees and their services.	Grants management	Mostly citizens at large	Server			Maturity	0 - \$100k
	<p style="text-align: center;">Low High</p> <p>Business Value: <u> </u> ◆ <u> </u></p>	<p style="text-align: center;">Poor Excellent</p> <p>Technical Condition: <u> </u> ◆ <u> </u></p>	Comments:					

Application Portfolio - updated: 2008

Application	Description	Business Purpose	Customer Group	Platform	Implemented	Last Update	Life Cycle Stage	Operations Cost
CFH Public Health Stories Admin App	An Internal Admin App to manage public health stories submitted by local public health.	Other	Mostly internal to agency	Server			Maturity	0 - \$100k
	<p style="text-align: center;">Low High</p> <p>Business Value: <u> </u> ◆ <u> </u></p>	<p style="text-align: center;">Poor Excellent</p> <p>Technical Condition: <u> </u> ◆ <u> </u></p>	Comments:					
Change Management Application	Supports the administration of the Change Management process	Other	Mostly internal to agency	Server			Decline	0 - \$100k
	<p style="text-align: center;">Low High</p> <p>Business Value: <u> </u> ◆ <u> </u></p>	<p style="text-align: center;">Poor Excellent</p> <p>Technical Condition: <u> </u> ◆ <u> </u></p>	Comments:					
Child Care app Fox Pro	This application is used by MDH staff, to enter information collected from headstarts and childcare facilities on numbers of children exempt from required immunizations.	Grants management	Mostly internal to agency	PC	1998	1998	Decline	0 - \$100k
	<p style="text-align: center;">Low High</p> <p>Business Value: <u> </u> ◆ <u> </u></p>	<p style="text-align: center;">Poor Excellent</p> <p>Technical Condition: <u> </u> ◆ <u> </u></p>	Comments:					
CHS Mailbag	An application that displays online bulletins of postings submitted by and for Local Public Health in Minnesota.	Other	Mostly citizens at large	Server	2009	2009	Emerging	0 - \$100k
	<p style="text-align: center;">Low High</p> <p>Business Value: <u> </u> ◆ <u> </u></p>	<p style="text-align: center;">Poor Excellent</p> <p>Technical Condition: <u> </u> ◆ <u> </u></p>	Comments:					
Clinical Laboratory Information Management System (LIMS)	LIMS System for reporting,entry and billing of lab tests to external clients.	Other	Specific sub-group of customers or clients	Server			Decline	\$500k - \$1 million
	<p style="text-align: center;">Low High</p> <p>Business Value: <u> </u> ◆ <u> </u></p>	<p style="text-align: center;">Poor Excellent</p> <p>Technical Condition: <u> </u> ◆ <u> </u></p>	Comments:					
Code Ready		Other	Mostly citizens at large	Server			Maturity	0 - \$100k
	<p style="text-align: center;">Low High</p> <p>Business Value: <u> </u> ◆ <u> </u></p>	<p style="text-align: center;">Poor Excellent</p> <p>Technical Condition: <u> </u> ◆ <u> </u></p>	Comments:					
Communications Project Plan	An application to assist MDH Programs with their communications project.	Other	Mostly internal to agency	Server			Maturity	0 - \$100k
	<p style="text-align: center;">Low High</p> <p>Business Value: <u> </u> ◆ <u> </u></p>	<p style="text-align: center;">Poor Excellent</p> <p>Technical Condition: <u> </u> ◆ <u> </u></p>	Comments:					

Application Portfolio - updated: 2008

Application	Description	Business Purpose	Customer Group	Platform	Implemented	Last Update	Life Cycle Stage	Operations Cost
Community Health Conference Call for Proposals	Call for Proposal application for concurrent sessions for a conference.	Other	Mostly citizens at large	Server	2010	2010	Emerging	0 - \$100k
	Business Value: Low High ◆ 	Technical Condition: Poor Excellent ◆ 	Comments:					
Compliance Management System (CMS)							Maturity	0 - \$100k
	Business Value: Low High ◆ 	Technical Condition: Poor Excellent ◆ 	Comments:					
Constituent Inquires	Maintenance and tracking of inquiries made to MDH from constituents.	Other	Mostly internal to agency	Server	2010	2010	Emerging	0 - \$100k
	Business Value: Low High ◆ 	Technical Condition: Poor Excellent ◆ 	Comments:					
Contested Cases	Tracks legal cases that "contest" Health Department rulings	Licenses or permits	Mostly internal to agency	Server			Decline	0 - \$100k
	Business Value: Low High ◆ 	Technical Condition: Poor Excellent ◆ 	Comments:					
Copier Usage	Reports and statistics regarding copier usage.	Other	Mostly internal to agency	Server			Maturity	0 - \$100k
	Business Value: Low High ◆ 	Technical Condition: Poor Excellent ◆ 	Comments:					
County Water Quality Databases	Enable counties which have no resources to develop a database for well water quality information.	Environmental protection	Mostly internal to agency	PC	2010	2010	Emerging	0 - \$100k
	Business Value: Low High ◆ 	Technical Condition: Poor Excellent ◆ 	Comments:					
County Well Index 5	Description of the location and physical characteristics of wells.	Environmental protection	Specific sub-group of customers or clients	Server			Decline	0 - \$100k
	Business Value: Low High ◆ 	Technical Condition: Poor Excellent ◆ 	Comments:					
Cron Job Errors	Monitors the cron job that runs nightly against the IA warehouse and generates e-mail if errors exist.	Other	Mostly internal to agency	Server	2008	2008	Growth	0 - \$100k
	Business Value: Low High ◆ 	Technical Condition: Poor Excellent ◆ 	Comments:					

Agency IT Portfolio: Health Dept

Application Portfolio - updated: 2008

Application	Description	Business Purpose	Customer Group	Platform	Implemented	Last Update	Life Cycle Stage	Operations Cost
Department ID	An HRM application which maintains SEMA4 DeptIDs.	Other	Mostly internal to agency	Server	2002	2002	Decline	0 - \$100k
	<p>Business Value: Low High ◆ </p> <p>Technical Condition: Poor Excellent ◆ </p> <p>Comments:</p>							
Digital StoreFront	This application manages print jobs sent to the large printers in the Duplication shop in Snelling Office Park.	Other	Mostly internal to agency	Server	2010	2010	Emerging	0 - \$100k
	<p>Business Value: Low High ◆ </p> <p>Technical Condition: Poor Excellent ◆ </p> <p>Comments:</p>							
Disease Surveillance	Rapid infectious disease reporting is necessary to quickly identify infectious disease outbreaks.	Health care delivery	Specific sub-group of customers or clients	Server			Decline	\$100k - \$500k
	<p>Business Value: Low High ◆ </p> <p>Technical Condition: Poor Excellent ◆ </p> <p>Comments:</p>							
Drinking Water Protection Calendar	To help the section keep track of section events.	Other	Mostly internal to agency	Server	2009	2009	Emerging	0 - \$100k
	<p>Business Value: Low High ◆ </p> <p>Technical Condition: Poor Excellent ◆ </p> <p>Comments:</p>							
Drinking Water Protection Webinars	To keep track of Webinars available for DWP staff. Staff also sign up for webinars via this application and it tracks who attended which Webinars. A report can be pulled for either an employee to see what they attended in the past, or for a webinar to see who is/has attended a particular webinar.	Other	Mostly internal to agency	Server	2009	2009	Emerging	0 - \$100k
	<p>Business Value: Low High ◆ </p> <p>Technical Condition: Poor Excellent ◆ </p> <p>Comments:</p>							
DupShop	To calculate the costs of copying/printing to agency copiers for each program.	Other	Mostly internal to agency	Server			Maturity	0 - \$100k
	<p>Business Value: Low High ◆ </p> <p>Technical Condition: Poor Excellent ◆ </p> <p>Comments:</p>							
Early Hearing Detection and Intervention (EHDI)	Newborn hearing and screening program.	Health care delivery	Mostly citizens at large	Server			Maturity	0 - \$100k
	<p>Business Value: Low High ◆ </p> <p>Technical Condition: Poor Excellent ◆ </p> <p>Comments:</p>							

Application Portfolio - updated: 2008

Application	Description	Business Purpose	Customer Group	Platform Implemented	Last Update	Life Cycle Stage	Operations Cost
EBSCO Journals A to Z	Library Journals A to Z is a listing of electronic and print serials maintained in the Barr Library	Other	Mostly internal to agency	Server		Decline	0 - \$100k
	Business Value: Technical Condition:	Comments:					
eChronicle						Maturity	0 - \$100k
	Business Value: Technical Condition:	Comments:					
EH Methamphetamine Contact Information	Web page that contains continuously updated, searchable methamphetamine contact information for each of Minnesota's local health departments (county, multi-county, and city).	Other	Mostly citizens at large	Server		Maturity	0 - \$100k
	Business Value: Technical Condition:	Comments:					
EHP - Asbestos Notification	The purpose of this application is to provide online notification entry and electronic fee payment for asbestos abatement contractors.	Licenses or permits	Specific sub-group of customers or clients	Server		Maturity	\$100k - \$500k
	Business Value: Technical Condition:	Comments:					
EHP - FMC Licensing	This project allows web users to change their address, phone and email information, their employer information, call up a pdf-formatted renewal application form with their information on it and be able to print it, and electronically apply for renewal of their food manager certificate.	Licenses or permits	Mostly citizens at large	Server		Maturity	\$100k - \$500k
	Business Value: Technical Condition:	Comments:					
Electronic Disease Reporting		Health care delivery				Maturity	0 - \$100k
	Business Value: Technical Condition:	Comments:					

Application Portfolio - updated: 2008

Application	Description	Business Purpose	Customer Group	Platform	Implemented	Last Update	Life Cycle Stage	Operations Cost
Electronic HIV & Aids Reporting (eHARS)	Collection of HIV and AIDS surveillance information.	Health care delivery	Mostly internal to agency	Server			Maturity	\$100k - \$500k
	Business Value: Low High ◆ 	Technical Condition: Poor Excellent ◆ 	Comments:					
Electronic Lab Report of Human Immunodeficiency Virus (HIV) (ELR_HIV)		Health care delivery					Maturity	0 - \$100k
	Business Value: Low High ◆ 	Technical Condition: Poor Excellent ◆ 	Comments:					
Electronic Verification of Vital Events				Server	2005	2005	Maturity	0 - \$100k
	Business Value: Low High ◆ 	Technical Condition: Poor Excellent ◆ 	Comments:					
E-mail Admin	Allows HRM staff to monitor/compare differences between AD entries for e-mail phone against Sema/warehouse entries for e-mail and phone and then make changes to Sema4.	Employee relations	Mostly internal to agency	Server	2007	2007	Growth	0 - \$100k
	Business Value: Low High ◆ 	Technical Condition: Poor Excellent ◆ 	Comments:					
Employee Profiles	Employees submit information about themselves.	Employee relations	Mostly internal to agency	Server			Maturity	0 - \$100k
	Business Value: Low High ◆ 	Technical Condition: Poor Excellent ◆ 	Comments:					
Employee recognition	Employees can submit kudos.	Employee relations	Mostly internal to agency	Server			Maturity	0 - \$100k
	Business Value: Low High ◆ 	Technical Condition: Poor Excellent ◆ 	Comments:					
Employee Recognition	An app to allow staff to recognized other staff and programs that do excellent work.	Employee relations	Mostly internal to agency	Server			Maturity	0 - \$100k
	Business Value: Low High ◆ 	Technical Condition: Poor Excellent ◆ 	Comments:					

Application Portfolio - updated: 2008

Application	Description	Business Purpose	Customer Group	Platform	Implemented	Last Update	Life Cycle Stage	Operations Cost
Environmental Laboratory Data-Online	Database tracking regulatory requirements for laboratories certified by the department. Includes application form, payment of fees, and regulatory/enforcement activities.	Licenses or permits	Specific sub-group of customers or clients	Server	2010	2010	Emerging	\$100k - \$500k
	<p>Low High</p> <p>Business Value: _____◆_____</p> <p>Poor Excellent</p> <p>Technical Condition: _____◆_____</p> <p>Comments:</p>							
Environmental Laboratory Information Management System (LIMS)	System for tracking laboratory testing on babies who are screened for more than 50 treatable conditions.	Other	Mostly internal to agency	Server			Maturity	\$500k - \$1 million
	<p>Low High</p> <p>Business Value: _____◆_____</p> <p>Poor Excellent</p> <p>Technical Condition: _____◆_____</p> <p>Comments:</p>							
Event Registration	An FFM application that creates/maintains events to which the public can register and pay by credit card, cash, check or interagency voucher.	Other	Mostly internal to agency	Server	2009	2009	Emerging	0 - \$100k
	<p>Low High</p> <p>Business Value: _____◆_____</p> <p>Poor Excellent</p> <p>Technical Condition: _____◆_____</p> <p>Comments:</p>							
Event Registration via Internet (Charge Events)	A generic online event registration with CC approval from USBank. There is also an application for "no charge" events.	Other	Mostly citizens at large	Server	2009	2009	Emerging	0 - \$100k
	<p>Low High</p> <p>Business Value: _____◆_____</p> <p>Poor Excellent</p> <p>Technical Condition: _____◆_____</p> <p>Comments:</p>							
e-Well Disclosure Certificate Admin	well management staff use this application to monitor submittals, help users change passwords, help desk features to talk a user through one of the eWDC application processes.	Licenses or permits	Mostly internal to agency	Server	2009	2009	Emerging	0 - \$100k
	<p>Low High</p> <p>Business Value: _____◆_____</p> <p>Poor Excellent</p> <p>Technical Condition: _____◆_____</p> <p>Comments:</p>							
Facilities	Keep track of MDH Facilities (i.e. campus, building, floor/wing, workstation, etc.) seating assignments, etc.	Other	Mostly internal to agency	Server	2008	2008	Growth	0 - \$100k
	<p>Low High</p> <p>Business Value: _____◆_____</p> <p>Poor Excellent</p> <p>Technical Condition: _____◆_____</p> <p>Comments:</p>							

Application Portfolio - updated: 2008

Application	Description	Business Purpose	Customer Group	Platform	Implemented	Last Update	Life Cycle Stage	Operations Cost
Federal Reporting Category	Federal Reporting Category info maintained by Financial Mgmt.	Other	Mostly internal to agency	Server	2002	2002	Decline	0 - \$100k
	<p>Business Value: Low High ◆ </p> <p>Technical Condition: Poor Excellent ◆ </p> <p>Comments:</p>							
Fit City/School	Schools and cities are encouraged to apply and be recognized as being committed to creating and maintaining an environment I support of an active lifestyle.	Other	Specific sub-group of customers or clients	Server			Maturity	0 - \$100k
	<p>Business Value: Low High ◆ </p> <p>Technical Condition: Poor Excellent ◆ </p> <p>Comments:</p>							
Food Manager Certified Individual Look-up	Display of licensed food managers on the web	Licenses or permits	Mostly citizens at large	Server	2001	2005	Maturity	0 - \$100k
	<p>Business Value: Low High ◆ </p> <p>Technical Condition: Poor Excellent ◆ </p> <p>Comments:</p>							
Foodborne Disease Exposure database	This is the database that stores all foodborne disease case exposure information.	Health care delivery	Mostly internal to agency	PC	1997	1997	Decline	\$100k - \$500k
	<p>Business Value: Low High ◆ </p> <p>Technical Condition: Poor Excellent ◆ </p> <p>Comments:</p>							
Foodborne Hotline			Mostly internal to agency				Maturity	0 - \$100k
	<p>Business Value: Low High ◆ </p> <p>Technical Condition: Poor Excellent ◆ </p> <p>Comments:</p>							
Foodborne Outbreak and Complaint Database	To store foodborne outbreak and complaint information electronically.	Health care delivery	Mostly internal to agency	PC	2008	2008	Growth	0 - \$100k
	<p>Business Value: Low High ◆ </p> <p>Technical Condition: Poor Excellent ◆ </p> <p>Comments:</p>							
Foodborne Outbreak Control	Manage incident information about cases of particular infectious diseases to reduce disease spread.	Health care delivery	Mostly internal to agency	PC			Decline	0 - \$100k
	<p>Business Value: Low High ◆ </p> <p>Technical Condition: Poor Excellent ◆ </p> <p>Comments:</p>							
Foodborne Outbreak Investigations							Maturity	0 - \$100k
	<p>Business Value: Low High ◆ </p> <p>Technical Condition: Poor Excellent ◆ </p> <p>Comments:</p>							

Application Portfolio - updated: 2008

Application	Description	Business Purpose	Customer Group	Platform	Implemented	Last Update	Life Cycle Stage	Operations Cost
Foodborne Syndromic Surveillance							Maturity	0 - \$100k
	Business Value: Low High ◆ 	Technical Condition: Poor Excellent ◆ 	Comments:					
Force Tracker	Track and issue compliance and enforcement letters for Food, Beverage, Lodging, and MHP establishments.	Licenses or permits	Mostly internal to agency	Server			Decline	0 - \$100k
	Business Value: Low High ◆ 	Technical Condition: Poor Excellent ◆ 	Comments:					
Germ City State Fair booth sign-up form	MDH, MDA staff sign up to work at the Germ City booth at the State Fair.	Other	Mostly internal to agency	Server			Maturity	0 - \$100k
	Business Value: Low High ◆ 	Technical Condition: Poor Excellent ◆ 	Comments:					
Giardia Disease Surveillance		Health care delivery					Maturity	0 - \$100k
	Business Value: Low High ◆ 	Technical Condition: Poor Excellent ◆ 	Comments:					
GovDelivery	Email subscription service.	Other	Mostly internal to agency	Server			Maturity	0 - \$100k
	Business Value: Low High ◆ 	Technical Condition: Poor Excellent ◆ 	Comments:					
Grant Pre-App		Grants management	Mostly internal to agency	Server			Maturity	0 - \$100k
	Business Value: Low High ◆ 	Technical Condition: Poor Excellent ◆ 	Comments:					
Grant Specialist Report	Provide look-up info on Finance Appropriations that are assigned to Grant Specialists (read-only version).	Grants management	Mostly internal to agency	Server	2008	2008	Growth	0 - \$100k
	Business Value: Low High ◆ 	Technical Condition: Poor Excellent ◆ 	Comments:					
Group and Role Management	Manages the direct or dynamic assignment of Person or Orgs to Groups or Roles.	Other	Mostly internal to agency	Server	2005	2005	Maturity	0 - \$100k
	Business Value: Low High ◆ 	Technical Condition: Poor Excellent ◆ 	Comments:					

Application Portfolio - updated: 2008

Application	Description	Business Purpose	Customer Group	Platform	Implemented	Last Update	Life Cycle Stage	Operations Cost
H1N1 Antiviral Tracking	To track depletions from the Minnesota Antiviral Stockpile.	Health care delivery	Mostly internal to agency	Server	2009	2009	Emerging	0 - \$100k
	Business Value: Technical Condition:	Comments:						
H1N1 Pre-Registration Tool	Tool that is being used to collect what providers are interested in getting H1N1 vaccine.	Health care delivery	Specific sub-group of customers or clients	Server			Maturity	0 - \$100k
	Business Value: Technical Condition:	Comments:						
Hazardous Substances Emergency Events							Maturity	0 - \$100k
	Business Value: Technical Condition:	Comments:						
Health Care Cost Information System (HCCIS)	Provide accurate and reliable information about the financial, utilization, and service characteristics of hospitals and freestanding outpatient surgical centers in Minnesota.	Other	Specific sub-group of customers or clients	Server			Decline	0 - \$100k
	Business Value: Technical Condition:	Comments:						
Health Care Home application	Certification portal for Health Care reform. Handles the certification of clinics and clinicians.	Licenses or permits	Specific sub-group of customers or clients	Server	2009	2009	Emerging	0 - \$100k
	Business Value: Technical Condition:	Comments:						
Health Maintenance Organizations Database							Maturity	0 - \$100k
	Business Value: Technical Condition:	Comments:						
Health Occupation Program	Issue licenses and investigate complaints for Occupational Therapists, Audiologists, Speech/Language Pathologists and Hearing Instrument Dispensers.	Licenses or permits	Mostly internal to agency	Server			Decline	\$100k - \$500k
	Business Value: Technical Condition:	Comments:						

Application Portfolio - updated: 2008

Application	Description	Business Purpose	Customer Group	Platform Implemented	Last Update	Life Cycle Stage	Operations Cost	
Health Risk Limit	Pesticide risk effects on human beings.	Other	Specific sub-group of customers or clients	Server		Decline	0 - \$100k	
	Business Value:	Technical Condition:	Comments:					
Health Threat Intervention Program		Other	Mostly internal to agency	Server		Maturity	0 - \$100k	
	Business Value:	Technical Condition:	Comments:					
Health Workforce Survey Entry		Other	Specific sub-group of customers or clients	Server		Maturity	0 - \$100k	
	Business Value:	Technical Condition:	Comments:					
Healthy MN Women Stories	Allow external users to view and share stories.	Other	Mostly citizens at large	Server		Maturity	0 - \$100k	
	Business Value:	Technical Condition:	Comments:					
Help Desk Tracking	Help desk application for IS&TM	Other	Mostly internal to agency	Server		Decline	0 - \$100k	
	Business Value:	Technical Condition:	Comments:					
Hemolytic Uremic Syndrome (HUS) System and Database	To store electronically all data on HUS patients reported to MDH.	Health care delivery	Mostly internal to agency	PC	2008	2008	Growth	0 - \$100k
	Business Value:	Technical Condition:	Comments:					
Hepatitis Surveillance	This is the state viral hepatitis registry. It is used to track cases of viral hepatitis (including A, B, C, D, and E) and is used to create reports and summaries of hepatitis data.	Health care delivery	Mostly internal to agency	PC		Maturity	0 - \$100k	
	Business Value:	Technical Condition:	Comments:					
HOP Verify	Allows public users to search for practitioner information in the Health Occupations Program (HOP) database.	Licenses or permits	Mostly internal to agency	Server		Maturity	0 - \$100k	
	Business Value:	Technical Condition:	Comments:					

Application Portfolio - updated: 2008

Application	Description	Business Purpose	Customer Group	Platform	Implemented	Last Update	Life Cycle Stage	Operations Cost
Hospital Medical Records Locator	Locating medical records from closed or renamed hospitals.	Health care delivery	Mostly citizens at large	Server	2004	2004	Decline	0 - \$100k
	<p>Low High</p> <p>Business Value: Technical Condition: Comments:</p>							
HRM Badges	Creates/stores employee ID badge data for HR & Facilities use. Stores employee photo as well.	Employee relations	Mostly internal to agency	Server	1999	1999	Decline	0 - \$100k
	<p>Low High</p> <p>Business Value: Technical Condition: Comments:</p>							
HRM Employee Information Forms	Collect information about employee changes & distribute them to agency administrative functions.	Employee relations	Mostly internal to agency	Server	2000	2000	Decline	0 - \$100k
	<p>Low High</p> <p>Business Value: Technical Condition: Comments:</p>							
HRM Performance Management	Maintain, report HRM performance management related date (review dates, assessments, etc.).	Employee relations	Mostly internal to agency	Server	2006	2006	Maturity	0 - \$100k
	<p>Low High</p> <p>Business Value: Technical Condition: Comments:</p>							
HRM Perks	Collect information about HRM "perks" programs & distribute them to agency administrative functions. Includes Metropass, Exercise Room, Work Well, etc.	Employee relations	Mostly internal to agency	Server	2008	2008	Growth	0 - \$100k
	<p>Low High</p> <p>Business Value: Technical Condition: Comments:</p>							
HRM Position Management	Collect information about positions in MDH that are in the process of filling. Links to MMB databases VacancyBuilder, Resumix. Gives a view of data to all employees for open vacancies.	Employee relations	Mostly internal to agency	Server	2005	2005	Maturity	0 - \$100k
	<p>Low High</p> <p>Business Value: Technical Condition: Comments:</p>							

Application Portfolio - updated: 2008

Application	Description	Business Purpose	Customer Group	Platform	Implemented	Last Update	Life Cycle Stage	Operations Cost
HRM Seniority Rosters	Maintains seniority and bumping rights information for all employees in the agency.	Employee relations	Mostly internal to agency	Server	2000	2000	Decline	0 - \$100k
	<p style="text-align: center;">Low High</p> <p>Business Value: <u> </u> ◆ <u> </u></p>	<p style="text-align: center;">Poor Excellent</p> <p>Technical Condition: <u> </u> ◆ <u> </u></p>	Comments:					
HRM Service Awards	Maintains information on employees eligible for service awards, invites them to make service award selections, records their choices and produces information for purchasing.	Employee relations	Mostly internal to agency	Server	2000	2000	Decline	0 - \$100k
	<p style="text-align: center;">Low High</p> <p>Business Value: <u> </u> ◆ <u> </u></p>	<p style="text-align: center;">Poor Excellent</p> <p>Technical Condition: <u> </u> ◆ <u> </u></p>	Comments:					
HRM Student Workers	Maintains information on students interested in student worker positions at MDH and also maintains certification/verification data for those students who are already current employees.	Employee relations	Mostly internal to agency	Server	2005	2005	Maturity	0 - \$100k
	<p style="text-align: center;">Low High</p> <p>Business Value: <u> </u> ◆ <u> </u></p>	<p style="text-align: center;">Poor Excellent</p> <p>Technical Condition: <u> </u> ◆ <u> </u></p>	Comments:					
HRM Surveys	Distributes HRM Exit Surveys and Six Month surveys, maintains and reports on accumulated responses.	Employee relations	Mostly internal to agency	Server	2000	2000	Decline	0 - \$100k
	<p style="text-align: center;">Low High</p> <p>Business Value: <u> </u> ◆ <u> </u></p>	<p style="text-align: center;">Poor Excellent</p> <p>Technical Condition: <u> </u> ◆ <u> </u></p>	Comments:					
HRM Tracking	Tracks information on various HRM internal office issues, status of greivance filings, contract language disputes, etc.	Employee relations	Mostly internal to agency	Server	2007	2007	Growth	0 - \$100k
	<p style="text-align: center;">Low High</p> <p>Business Value: <u> </u> ◆ <u> </u></p>	<p style="text-align: center;">Poor Excellent</p> <p>Technical Condition: <u> </u> ◆ <u> </u></p>	Comments:					
HRM Training	Collects/reports student registration information for training classes sponsored/held by HRM.	Employee relations	Mostly internal to agency	Server	2000	2000	Decline	0 - \$100k
	<p style="text-align: center;">Low High</p> <p>Business Value: <u> </u> ◆ <u> </u></p>	<p style="text-align: center;">Poor Excellent</p> <p>Technical Condition: <u> </u> ◆ <u> </u></p>	Comments:					

Application Portfolio - updated: 2008

Application	Description	Business Purpose	Customer Group	Platform	Implemented	Last Update	Life Cycle Stage	Operations Cost
Human Immunodeficiency Virus (HIV) Client Level Reporting System (CLRS)		Health care delivery					Maturity	0 - \$100k
	Business Value: Low High ◆ 	Technical Condition: Poor Excellent ◆ 	Comments:					
ICF/MR Facility Database	Tracks ICF/MR facilities, addresses, provider number, contacts.						Maturity	0 - \$100k
	Business Value: Low High ◆ 	Technical Condition: Poor Excellent ◆ 	Comments:					
iFON	Voice Telecommunications Telephone Maintenance.	Accounting and budgeting	Mostly internal to agency	Server		2004	Decline	0 - \$100k
	Business Value: Low High ◆ 	Technical Condition: Poor Excellent ◆ 	Comments:					
iFON eBill	Process monthly electronic telephone bill (ITG) for Finance.	Accounting and budgeting	Mostly internal to agency	Server	2005	2005	Maturity	0 - \$100k
	Business Value: Low High ◆ 	Technical Condition: Poor Excellent ◆ 	Comments:					
iFON Identifier	iFON Identifier (calling cards and authorization codes) maintenance for Finance.	Accounting and budgeting	Mostly internal to agency	Server	2005	2005	Maturity	0 - \$100k
	Business Value: Low High ◆ 	Technical Condition: Poor Excellent ◆ 	Comments:					
ImageNow Vital Records		Other	Mostly internal to agency	Server	2005	2005	Maturity	\$100k - \$500k
	Business Value: Low High ◆ 	Technical Condition: Poor Excellent ◆ 	Comments:					
Immunization Practices Improvement	Tracks compliance to federal and state laws for VFC providers. Clinics providing immunization are visited and evaluated.	Health care delivery	Mostly internal to agency	Server	2005	2005	Maturity	\$100k - \$500k
	Business Value: Low High ◆ 	Technical Condition: Poor Excellent ◆ 	Comments:					

Application Portfolio - updated: 2008

Application	Description	Business Purpose	Customer Group	Platform	Implemented	Last Update	Life Cycle Stage	Operations Cost
Infected Healthcare Worker (IHCW) Database	Used to record identifying, locating, licensure, disease investigation status, actions, compliance of licensed health care professionals diagnosed as having HIV, Hepatitis B and/or Hepatitis C.	Other	Mostly internal to agency	Server			Maturity	0 - \$100k
	<p>Business Value: Business Value: _____</p> <p>Technical Condition: Technical Condition: _____</p> <p>Comments:</p>							
Infection Control	I.C. is required to prevent the transmission of communicable diseases in health care or other settings	Health care delivery	Mostly internal to agency	Server			Decline	\$100k - \$500k
	<p>Business Value: Business Value: _____</p> <p>Technical Condition: Technical Condition: _____</p> <p>Comments:</p>							
Influenza Incidence Project ILI Reporting System	This application is for a special sentinel site project that will be tracking influenza like illness (ILI) in patients. There will be just 5 sites who will log-ins and will be entering weekly aggregate data.	Health care delivery	Specific sub-group of customers or clients	Server	2009	2009	Emerging	0 - \$100k
	<p>Business Value: Business Value: _____</p> <p>Technical Condition: Technical Condition: _____</p> <p>Comments:</p>							
Integrated Customer Service Delivery (ICSD)	Used by Health Care Providers, Morticians and Funeral Homes for renewal and e-payment of licenses.	Licenses or permits	Specific sub-group of customers or clients	Server			Maturity	\$100k - \$500k
	<p>Business Value: Business Value: _____</p> <p>Technical Condition: Technical Condition: _____</p> <p>Comments:</p>							
Interactive Asthma Action Plan	The IAAP is not for the general public. It is a computerized evidence based (NIH/NHLBI EPR-3 Asthma Guidelines) clinical decision support tool for MD's, NP's, PA's, prescribing providers caring for people with asthma. The application will increase continuity of care, increase appropriate treatment of asthma and potentially increase the quality of care received by asthmatics. There is no charge to use or download the application.	Health care delivery	Specific sub-group of customers or clients	Server	2008	2008	Growth	0 - \$100k
	<p>Business Value: Business Value: _____</p> <p>Technical Condition: Technical Condition: _____</p> <p>Comments:</p>							

Application Portfolio - updated: 2008

Application	Description	Business Purpose	Customer Group	Platform Implemented	Last Update	Life Cycle Stage	Operations Cost	
Intranet News Form	A Communications form to enter news to be displayed on our intranet.	Other	Mostly internal to agency	Server		Maturity	0 - \$100k	
	Business Value: Low High ◆ 	Technical Condition: Poor Excellent ◆ 	Comments:					
Invasive Methicillin-Resistant Staphylococcus aureus (MRSA) Surveillance		Health care delivery				Maturity	0 - \$100k	
	Business Value: Low High ◆ 	Technical Condition: Poor Excellent ◆ 	Comments:					
Isolation Quarantine	IDEPC epidemiology staff will use to maintain information about infectious diseases isolation and quarantine activities, receive information about infectious diseases isolation and quarantine activities from local public health staff, conduct routine analysis, and provide daily reporting capabilities.	Health care delivery	Specific sub-group of customers or clients	Server	2010	2010	Emerging	0 - \$100k
	Business Value: Low High ◆ 	Technical Condition: Poor Excellent ◆ 	Comments:					
ISTM Support Services	Contact List for ISTM services and staff.	Other	Mostly internal to agency	Server		Maturity	0 - \$100k	
	Business Value: Low High ◆ 	Technical Condition: Poor Excellent ◆ 	Comments:					
Laboratory Automated Reporting System (LARS)	Electronice Laboratory Reporting for reportable diseases.	Health care delivery	Mostly internal to agency	Server		Maturity	\$100k - \$500k	
	Business Value: Low High ◆ 	Technical Condition: Poor Excellent ◆ 	Comments:					
Laboratory Certification	Searchable list of certified laboratories.	Licenses or permits	Specific sub-group of customers or clients	Server		Maturity	\$100k - \$500k	
	Business Value: Low High ◆ 	Technical Condition: Poor Excellent ◆ 	Comments:					
Lead Training Course Notice Web Submission	Trainers who provide MDH-license-required training submit notices of training to be held through this application.	Licenses or permits	Specific sub-group of customers or clients	Server	2005	2005	Maturity	0 - \$100k
	Business Value: Low High ◆ 	Technical Condition: Poor Excellent ◆ 	Comments:					

Application Portfolio - updated: 2008

Application	Description	Business Purpose	Customer Group	Platform	Implemented	Last Update	Life Cycle Stage	Operations Cost
Legislative Bill Tracking	Maintain and tracks Bills in the Minnesota Legislature that are pertinent to MDH.	Legislation and policy	Mostly internal to agency	Server	2004	2004	Decline	0 - \$100k
	Business Value: Low High ◆ 	Technical Condition: Poor Excellent ◆ 	Comments:					
Lending Library	Web site that allows LPH to look for relevant videos and check them out; used by Refugee Health.	Other	Mostly internal to agency	Server			Maturity	0 - \$100k
	Business Value: Low High ◆ 	Technical Condition: Poor Excellent ◆ 	Comments:					
Library Literature Search	A form to request a health related literature search.	Other	Mostly internal to agency	Server			Maturity	0 - \$100k
	Business Value: Low High ◆ 	Technical Condition: Poor Excellent ◆ 	Comments:					
Licensing & Certification	Issue licenses and conduct state and federal inspections of health care facilities	Health care administration	Mostly internal to agency	Server	1999	2001	Decline	\$100k - \$500k
	Business Value: Low High ◆ 	Technical Condition: Poor Excellent ◆ 	Comments:					
Loan Forgiveness/Repayment Database	Holds loan forgiveness/repayment program information.	Accounting and budgeting	Mostly internal to agency	PC	2001	2001	Decline	0 - \$100k
	Business Value: Low High ◆ 	Technical Condition: Poor Excellent ◆ 	Comments:					
Local Agency Users and Roles Form	Collect user names and roles from local agency WIC programs for the HuBERT transfer.	Other	Specific sub-group of customers or clients	Server			Maturity	0 - \$100k
	Business Value: Low High ◆ 	Technical Condition: Poor Excellent ◆ 	Comments:					
Local Agency Voucher Order Form	Local Agency WIC Programs can order voucher stock every 2 months from the state via this on-line form.	Procurement	Specific sub-group of customers or clients	Server			Maturity	0 - \$100k
	Business Value: Low High ◆ 	Technical Condition: Poor Excellent ◆ 	Comments:					

Application Portfolio - updated: 2008

Application	Description	Business Purpose	Customer Group	Platform	Implemented	Last Update	Life Cycle Stage	Operations Cost
Loving Support for Breastfeeding Workshop Registration	Register for Loving Support BF Workshop.	Other	Specific sub-group of customers or clients	Server			Maturity	0 - \$100k
	Business Value: Low High ◆ 	Technical Condition: Poor Excellent ◆ 	Comments:					
Mail List Fox Pro	Used by entire section for various mailings.	Other	Mostly internal to agency	PC	2003	2003	Decline	0 - \$100k
	Business Value: Low High ◆ 	Technical Condition: Poor Excellent ◆ 	Comments:					
Managed Care System	Monitor and regulate HMO's	Licenses or permits	Specific sub-group of customers or clients	Server			Decline	0 - \$100k
	Business Value: Low High ◆ 	Technical Condition: Poor Excellent ◆ 	Comments:					
Mandates & Guidelines	An inventory of policies, procedures, retention schedules, standards and legal mandates.	Other	Mostly internal to agency	Server			Maturity	0 - \$100k
	Business Value: Low High ◆ 	Technical Condition: Poor Excellent ◆ 	Comments:					
Marriage Reporting		Other	Specific sub-group of customers or clients	Server	2005	2005	Maturity	0 - \$100k
	Business Value: Low High ◆ 	Technical Condition: Poor Excellent ◆ 	Comments:					
MASD Tracking	Manages dispersals from the Antiviral Stockpile	Health care delivery	Mostly internal to agency	Server	2010	2010	Emerging	0 - \$100k
	Business Value: Low High ◆ 	Technical Condition: Poor Excellent ◆ 	Comments:					
Mass dispensing	This is a dark site, not there unless needed. It will be used to give information about medication dispensing sites in an emergency.	Health care delivery	Mostly citizens at large	Server			Maturity	0 - \$100k
	Business Value: Low High ◆ 	Technical Condition: Poor Excellent ◆ 	Comments:					
MCH Education and Training	Maintains MCH offerings and events including registration and payment.	Other	Mostly internal to agency	Server	2010	2010	Emerging	0 - \$100k
	Business Value: Low High ◆ 	Technical Condition: Poor Excellent ◆ 	Comments:					

Application Portfolio - updated: 2008

Application	Description	Business Purpose	Customer Group	Platform	Implemented	Last Update	Life Cycle Stage	Operations Cost
MCSHN Maze training registration	Who Pays? Taking the Maze Out of Funding training registration page.	Other	Mostly citizens at large	Server			Maturity	0 - \$100k
	Business Value: Low High ◆ 	Technical Condition: Poor Excellent ◆ 	Comments:					
MCSHN Medical Management Information System	Medical Record Event Tracking System	Health care delivery	Mostly internal to agency	Server			Decline	0 - \$100k
	Business Value: Low High ◆ 	Technical Condition: Poor Excellent ◆ 	Comments:					
MCSHN MN Early Childhood Intervention Public Awareness Materials Order Form	Allow consumer to order MN's Early Childhood Intervention Public Awareness Materials.	Procurement	Mostly citizens at large	Server			Maturity	0 - \$100k
	Business Value: Low High ◆ 	Technical Condition: Poor Excellent ◆ 	Comments:					
MDH Calendar	Calendar of events for our intranet.	Other	Mostly internal to agency	Server			Maturity	0 - \$100k
	Business Value: Low High ◆ 	Technical Condition: Poor Excellent ◆ 	Comments:					
MDH Feedback Form	A form to allow feedback from the public.	Other	Mostly citizens at large	Server			Maturity	0 - \$100k
	Business Value: Low High ◆ 	Technical Condition: Poor Excellent ◆ 	Comments:					
MDH volunteer interpreters	A list of employees who have volunteered to provide occasional, brief interpretation services for non-English-speaking people or people with hearing impairments.	Other	Mostly internal to agency	Server			Maturity	0 - \$100k
	Business Value: Low High ◆ 	Technical Condition: Poor Excellent ◆ 	Comments:					
MDH Workspace	Partner Alerting, Communications, and exchange of health and emergency information.	Other	Specific sub-group of customers or clients	Server			Decline	0 - \$100k
	Business Value: Low High ◆ 	Technical Condition: Poor Excellent ◆ 	Comments:					

Application Portfolio - updated: 2008

Application	Description	Business Purpose	Customer Group	Platform	Implemented	Last Update	Life Cycle Stage	Operations Cost
MDS	Federally-owned systems for Nursing Home/Home Health resident assessment, and survey tracking	Health care administration	Specific sub-group of customers or clients	Server			Decline	0 - \$100k
	<p>Business Value: Low High ◆ </p> <p>Technical Condition: Poor Excellent ◆ </p> <p>Comments:</p>							
Media Contact	Communications Information Officers enter daily media contacts. At the end of each business day an email is sent off each day to EO and the Governor's Office.	Other	Mostly internal to agency	Server			Maturity	0 - \$100k
	<p>Business Value: Low High ◆ </p> <p>Technical Condition: Poor Excellent ◆ </p> <p>Comments:</p>							
Medical Education and Research Cost (MERC)	Distribute MERC fund grants to provide support for certain medical education activities in Minnesota	Benefits determination	Specific sub-group of customers or clients	Server			Decline	0 - \$100k
	<p>Business Value: Low High ◆ </p> <p>Technical Condition: Poor Excellent ◆ </p> <p>Comments:</p>							
Medical Mortality Data System		Health care delivery	Mostly internal to agency	Server	2005	2005	Maturity	0 - \$100k
	<p>Business Value: Low High ◆ </p> <p>Technical Condition: Poor Excellent ◆ </p> <p>Comments:</p>							
MHSQ Interactive Query	Interactive query system for obtaining summary-level Minnesota birth, death, and population data.	Other	Specific sub-group of customers or clients	Server	2002	2002	Decline	0 - \$100k
	<p>Business Value: Low High ◆ </p> <p>Technical Condition: Poor Excellent ◆ </p> <p>Comments:</p>							
MIDAS & Minnesota Brain & Spinal Cord Injury Registry (MN TBI/SCI Registry)	Register injured, provide information and link them to services.	Health care delivery	Specific sub-group of customers or clients	Server			Maturity	\$100k - \$500k
	<p>Business Value: Low High ◆ </p> <p>Technical Condition: Poor Excellent ◆ </p> <p>Comments:</p>							
MIIC Help Desk MS Access	Used by MIIC Help Desk to track user calls and emails.	Other	Mostly internal to agency	PC			Maturity	0 - \$100k
	<p>Business Value: Low High ◆ </p> <p>Technical Condition: Poor Excellent ◆ </p> <p>Comments:</p>							

Application Portfolio - updated: 2008

Application	Description	Business Purpose	Customer Group	Platform	Implemented	Last Update	Life Cycle Stage	Operations Cost
MIIC Quality Assurance MS Access	Checks incoming provider files for common data quality issues.	Other	Mostly internal to agency	PC			Maturity	0 - \$100k
	<p>Low High</p> <p>Business Value: <u> </u>◆<u> </u></p> <p>Poor Excellent</p> <p>Technical Condition: <u> </u>◆<u> </u></p> <p>Comments:</p>							
Minnesota Cancer Surveillance System (MCSS)	A set of applications for collecting, modifying, analyzing, and utilizing data on cancer occurrence	Health care delivery	Mostly internal to agency	Server			Decline	\$100k - \$500k
	<p>Low High</p> <p>Business Value: <u> </u>◆<u> </u></p> <p>Poor Excellent</p> <p>Technical Condition: <u> </u>◆<u> </u></p> <p>Comments:</p>							
Minnesota Disease Surveillance System	Minnesota Disease Surveillance system - collect and track cases of disease in MN.	Health care delivery	Mostly internal to agency	Server	2009	2009	Emerging	\$500k - \$1 million
	<p>Low High</p> <p>Business Value: <u> </u>◆<u> </u></p> <p>Poor Excellent</p> <p>Technical Condition: <u> </u>◆<u> </u></p> <p>Comments:</p>							
Minnesota Drinking Water Information System (MNDWIS)	Database of record for all aspects of the Drinking Water Protection program which includes but not limited to public water supply (PWS) inventory (infrastructure); analyte scheduling and results processing; water operator certification; revolving fund; compliance tracking and reporting; fee processing; report, labform and document generation.	Licenses or permits	Specific sub-group of customers or clients	Server	2004	2004	Decline	\$100k - \$500k
	<p>Low High</p> <p>Business Value: <u> </u>◆<u> </u></p> <p>Poor Excellent</p> <p>Technical Condition: <u> </u>◆<u> </u></p> <p>Comments:</p>							
Minnesota Immunization Information Connection (MIIC)	Record all immunizations given to MN residents.	Health care delivery	Mostly citizens at large	Server			Decline	\$500k - \$1 million
	<p>Low High</p> <p>Business Value: <u> </u>◆<u> </u></p> <p>Poor Excellent</p> <p>Technical Condition: <u> </u>◆<u> </u></p> <p>Comments:</p>							
Minnesota WIC Program Local Agency Telecommunications Survey	Ascertain the telecommunications infrastructure at each clinic and assist both State and Local Agency staff in planning for the new web-based system, HuBERT.	Benefits determination	Specific sub-group of customers or clients	Server			Maturity	0 - \$100k
	<p>Low High</p> <p>Business Value: <u> </u>◆<u> </u></p> <p>Poor Excellent</p> <p>Technical Condition: <u> </u>◆<u> </u></p> <p>Comments:</p>							

Application Portfolio - updated: 2008

Application	Description	Business Purpose	Customer Group	Platform	Implemented	Last Update	Life Cycle Stage	Operations Cost
MIR3 (Integration to Workspace; "Autocall")	In-house built interface to MIR3 application providing multi-medium cascade alerting.	Other	Specific sub-group of customers or clients	Server			Decline	0 - \$100k
	Low High	Poor Excellent						
	Business Value:	Technical Condition:	Comments:					
MIR3 (Vendor Application)	Externally hosted "autocall" application providing multi-medium cascade alerting.	Other	Specific sub-group of customers or clients	Server			Decline	0 - \$100k
	Low High	Poor Excellent						
	Business Value:	Technical Condition:	Comments:					
MN Fathers Adoption Registry	The MFAR maintains the name identity and location of putative fathers. If timely registered, these fathers must receive notice of pending or possible plans or the filing of an adoption petition related to the child. The system also complete the required searches of the MFAR by adoption agency professionals, private attorneys, biological mothers, child support officials, child protection or foster care workers, seeking to place children who have been removed from home.	Other	Mostly internal to agency	Server	2005	2005	Maturity	0 - \$100k
	Low High	Poor Excellent						
	Business Value:	Technical Condition:	Comments:					
MN Health Access Survey Reporting Tool	To provide the general public with an easy to use interface to query and compare the Health Access Survey data collected by the Health Economics Program.	Other	Mostly citizens at large	Server	2009	2009	Emerging	0 - \$100k
	Low High	Poor Excellent						
	Business Value:	Technical Condition:	Comments:					
MN Responds!	Statewide volunteer registry for health professionals.	Register individuals or businesses	Specific sub-group of customers or clients	Server			Decline	0 - \$100k
	Low High	Poor Excellent						
	Business Value:	Technical Condition:	Comments:					
MN TeleHealth Registry			Mostly citizens at large	Server			Maturity	0 - \$100k
	Low High	Poor Excellent						
	Business Value:	Technical Condition:	Comments:					

Application Portfolio - updated: 2008

Application	Description	Business Purpose	Customer Group	Platform	Implemented	Last Update	Life Cycle Stage	Operations Cost
MN WIC Information System	Supports WIC Program operations and management functions such as certifying applicants, issuing food instruments, tracking participation expenditures and redemption activities and reports.	Benefits determination	Specific sub-group of customers or clients	Server			Decline	\$500k - \$1 million
	Business Value:	Technical Condition:	Comments:					
MN.Train		Other	Specific sub-group of customers or clients	Server			Maturity	0 - \$100k
	Business Value:	Technical Condition:	Comments:					
MNDWIS Lab-To-State	Allows authorized labs to upload lab data files. Users can also review, retract, or submit uploaded data to the MNDWIS application.	Other	Specific sub-group of customers or clients	Server		2010	Emerging	0 - \$100k
	Business Value:	Technical Condition:	Comments:					
MNTrac	System for tracking & allocating hospital resources throughout the state.	Health care delivery	Specific sub-group of customers or clients	Server			Decline	\$100k - \$500k
	Business Value:	Technical Condition:	Comments:					
MNTrauma	Web-based, encrypted data collection tool used by designated trauma hospitals to submit trauma data to MDH.	Health care delivery	Specific sub-group of customers or clients	Server			Decline	\$100k - \$500k
	Business Value:	Technical Condition:	Comments:					
Mortuary Science Licensing	Issue licenses to Morticians, Funeral Homes and Crematories	Licenses or permits	Mostly internal to agency	Server			Decline	\$100k - \$500k
	Business Value:	Technical Condition:	Comments:					
My Information	View or update my information, such as second language and skill data.	Employee relations	Mostly internal to agency	Server			Maturity	0 - \$100k
	Business Value:	Technical Condition:	Comments:					

Application Portfolio - updated: 2008

Application	Description	Business Purpose	Customer Group	Platform	Implemented	Last Update	Life Cycle Stage	Operations Cost
National Electronic Telecommunications system for surveillance	Transmission of disease surveillance data to CDC.	Health care delivery	Mostly internal to agency	Server			Maturity	0 - \$100k
	<p>Business Value: Low High ◆ </p> <p>Technical Condition: Poor Excellent ◆ </p> <p>Comments:</p>							
Newborn Child Follow-Up Program	An Internal Admin application to manage the work of staff who provide follow up services to children diagnosed with a metabolic disorder.						Maturity	0 - \$100k
	<p>Business Value: Low High ◆ </p> <p>Technical Condition: Poor Excellent ◆ </p> <p>Comments:</p>							
Newborn Screening LIMS	System for tracking laboratory testing on babies who are screened for more than 50 treatable conditions.	Other	Mostly internal to agency	Server			Maturity	\$100k - \$500k
	<p>Business Value: Low High ◆ </p> <p>Technical Condition: Poor Excellent ◆ </p> <p>Comments:</p>							
Notify	Manage our e-mail notifications and feeds.	Other	Mostly internal to agency	Server			Maturity	0 - \$100k
	<p>Business Value: Low High ◆ </p> <p>Technical Condition: Poor Excellent ◆ </p> <p>Comments:</p>							
Nursing Assistant Registry (NAR) Omnivox	Registry for Nursing Assistants working in Health Care Facilities	Health care delivery	Mostly internal to agency	Server			Decline	\$100k - \$500k
	<p>Business Value: Low High ◆ </p> <p>Technical Condition: Poor Excellent ◆ </p> <p>Comments:</p>							
Nursing Home Incident Reporting	Nursing Homes submit incidents on the web.	Other	Specific sub-group of customers or clients	Server			Maturity	0 - \$100k
	<p>Business Value: Low High ◆ </p> <p>Technical Condition: Poor Excellent ◆ </p> <p>Comments:</p>							
OASIS	Federally-owned systems for Nusing Home/Home Health resident assessment, and survey tracking	Health care administration	Specific sub-group of customers or clients	Server			Decline	0 - \$100k
	<p>Business Value: Low High ◆ </p> <p>Technical Condition: Poor Excellent ◆ </p> <p>Comments:</p>							

Application Portfolio - updated: 2008

Application	Description	Business Purpose	Customer Group	Platform	Implemented	Last Update	Life Cycle Stage	Operations Cost
Office of Health Facility Complaints	Investigate complaints about health care facilities	Licenses or permits	Mostly internal to agency	Server			Decline	0 - \$100k
	Business Value: Low High ◆ 	Technical Condition: Poor Excellent ◆ 	Comments:					
Office Supply	Office Supply log data.	Procurement	Mostly internal to agency	Server			Maturity	0 - \$100k
	Business Value: Low High 	Technical Condition: Poor Excellent ◆ 	Comments:					
OMMH EHDl Grantees	An application to manage OMMH's EHDl grantee information (adds, deletes, updates).	Grants management	Mostly internal to agency	Server	2009	2009	Emerging	0 - \$100k
	Business Value: Low High ◆ 	Technical Condition: Poor Excellent ◆ 	Comments:					
On-Line Registration - #2	Tool that can be modified to capture on-line registration for conferences.	Other	Specific sub-group of customers or clients	Server			Maturity	0 - \$100k
	Business Value: Low High ◆ 	Technical Condition: Poor Excellent ◆ 	Comments:					
OpenELIS - Open Source Enterprise Laboratory Information System	PHL Enterprise Laboratory Information Management System: Tracks laboratory testing on all PHL Clinical samples and all PHL Newborn Screening and Hearing, Sample Login, Result Entry and Verification, Sends/Receives Electronic Orders and Results from Hospitals/CDC/States (interfacing with data-broker), Case Management for Short-term and Long-term Newborn Followup, Patient Matching and Deduplication, Result Reporting, Report Archival, Lab Instrument Interface, Document Scanning and Storing and Retrieval - new system ultimately replacing Clinical LIMS and Newborn Screening LIMS.	Other	Mostly internal to agency	Server			Maturity	\$500k - \$1 million
	Business Value: Low High ◆ 	Technical Condition: Poor Excellent ◆ 	Comments:					

Application Portfolio - updated: 2008

Application	Description	Business Purpose	Customer Group	Platform	Implemented	Last Update	Life Cycle Stage	Operations Cost
OPHP Local Health Departments	Web page that contains continuously updated, searchable contact information for each of Minnesota's local health departments (i.e., city or county health departments).	Other	Specific sub-group of customers or clients	Server			Maturity	0 - \$100k
	<p>Business Value: Low High ◆ </p> <p>Technical Condition: Poor Excellent ◆ </p> <p>Comments:</p>							
OPHP video conference for elected officials	Registration for video conference on the Statewide Health Improvement Program (SHIP).	Other	Specific sub-group of customers or clients	Server			Maturity	0 - \$100k
	<p>Business Value: Low High ◆ </p> <p>Technical Condition: Poor Excellent ◆ </p> <p>Comments:</p>							
Org Budget Report	A customizable (read-only) report of Org Budgets maintained by Financial Management.	Accounting and budgeting	Mostly internal to agency	Server	2008	2008	Growth	0 - \$100k
	<p>Business Value: Low High ◆ </p> <p>Technical Condition: Poor Excellent ◆ </p> <p>Comments:</p>							
Out of State Travel	Tracks employee travel expenses.	Accounting and budgeting	Mostly internal to agency	Server			Maturity	0 - \$100k
	<p>Business Value: Low High ◆ </p> <p>Technical Condition: Poor Excellent ◆ </p> <p>Comments:</p>							
PARADISE (BGS, L&C, NAR, OHFC, Eng.)	Maintain Health care provider info: Licensing, Survey, Complaints etc.	Licenses or permits	Mostly internal to agency	Server			Maturity	\$500k - \$1 million
	<p>Business Value: Low High ◆ </p> <p>Technical Condition: Poor Excellent ◆ </p> <p>Comments:</p>							
Pediatric Influenza Surveillance Project		Health care delivery					Maturity	0 - \$100k
	<p>Business Value: Low High ◆ </p> <p>Technical Condition: Poor Excellent ◆ </p> <p>Comments:</p>							
Performance Management	This application manages performance review data, 360 Assessments for the agency.	Employee relations	Mostly internal to agency	Server			Maturity	0 - \$100k
	<p>Business Value: Low High ◆ </p> <p>Technical Condition: Poor Excellent ◆ </p> <p>Comments:</p>							

Application Portfolio - updated: 2008

Application	Description	Business Purpose	Customer Group	Platform	Implemented	Last Update	Life Cycle Stage	Operations Cost
Perinatal Hepatitis B	The Minnesota Department of Health's Perinatal Hepatitis B Prevention Program works to identify and treat infants born to HBV-infected mothers in an effort to prevent perinatally acquired infection.	Health care delivery	Mostly internal to agency	PC	1998	1998	Decline	0 - \$100k
	<p>Business Value: Technical Condition: </p> <p>Comments:</p>							
Person Maintenance	To maintain information on persons (i.e. agency (MDH or AG), location, user ID, positions, classifications, etc.).	Employee relations	Mostly internal to agency	Server	2002	2002	Decline	0 - \$100k
	<p>Business Value: Technical Condition: </p> <p>Comments:</p>							
Pertussis Electronic Reporting Tool (PERT)	To gather and manipulate data in regard to the pertussis program	Health care delivery	Specific sub-group of customers or clients	Server			Maturity	0 - \$100k
	<p>Business Value: Technical Condition: </p> <p>Comments:</p>							
PlanLog	Track plans, specifications and engineering documents for selected programs.	Licenses or permits	Mostly internal to agency	PC	1986	1986	Decline	0 - \$100k
	<p>Business Value: Technical Condition: </p> <p>Comments:</p>							
Planning and Performance Measurement Reporting System (PPMRS)	generic questionnaire for Local Public Health. Used to gather data for federal reporting. Also used as a central contact database.	Grants management	Specific sub-group of customers or clients	Server	2008	2008	Growth	0 - \$100k
	<p>Business Value: Technical Condition: </p> <p>Comments:</p>							
Printing Tracker	For print estimates and steps for printing and duplicating.	Other	Mostly internal to agency	Server			Maturity	0 - \$100k
	<p>Business Value: Technical Condition: </p> <p>Comments:</p>							
Priority Services & Employee Strategies	Tracks agency priorities and employee assignments to those priorities.	Employee relations	Mostly internal to agency	Server	2009	2009	Emerging	0 - \$100k
	<p>Business Value: Technical Condition: </p> <p>Comments:</p>							

Application Portfolio - updated: 2008

Application	Description	Business Purpose	Customer Group	Platform	Implemented	Last Update	Life Cycle Stage	Operations Cost
PRISM/PARIT	Tracks purchases and stockroom inventories	Procurement	Mostly internal to agency	Server			Decline	\$100k - \$500k
	Business Value: Low High ◆ 	Technical Condition: Poor Excellent ◆ 	Comments:					
Programmatic Structure	A Fin.Mgmt app which maintains the MDH program structure and org budgets.	Accounting and budgeting	Mostly internal to agency	Server	2001	2001	Decline	0 - \$100k
	Business Value: Low High ◆ 	Technical Condition: Poor Excellent ◆ 	Comments:					
Public Health Laboratory Information System	Foodborne disease surveillance and FoodNet data transmission.	Other	Mostly internal to agency	PC	1997	1997	Decline	\$500k - \$1 million
	Business Value: Low High ◆ 	Technical Condition: Poor Excellent ◆ 	Comments:					
Quality Information System Application							Maturity	0 - \$100k
	Business Value: Low High ◆ 	Technical Condition: Poor Excellent ◆ 	Comments:					
Radiological Management Information System (RAMIS)							Maturity	0 - \$100k
	Business Value: Low High ◆ 	Technical Condition: Poor Excellent ◆ 	Comments:					
Rapid Inspection 2007 v.1.0.10	Stores business critical data collected during sanitarian field inspections (food & Beverage, lodging, mobile home parks, camping areas, pools, outh camps). This application is also freely distributed and supported to 30 local health agencies throughout Minnesota.	Licenses or permits	Specific sub-group of customers or clients	PC	2008	2008	Growth	\$100k - \$500k
	Business Value: Low High ◆ 	Technical Condition: Poor Excellent ◆ 	Comments:					
Rate this page	Employees can give a rating on any intranet page.	Other	Mostly internal to agency	Server			Maturity	0 - \$100k
	Business Value: Low High ◆ 	Technical Condition: Poor Excellent ◆ 	Comments:					

Application Portfolio - updated: 2008

Application	Description	Business Purpose	Customer Group	Platform	Implemented	Last Update	Life Cycle Stage	Operations Cost
Recognition Of Parentage Certification		Other	Mostly internal to agency	Server	2005	2005	Maturity	0 - \$100k
	<p>Business Value: Low High ◆ </p> <p>Technical Condition: Poor Excellent ◆ </p> <p>Comments:</p>							
Records Mgmt - Division Coord	Records management data entry/reports - Division Coordinator's version; The division coordinators throughout MDH enter preliminary information regarding their records (including details of box contents). Then the "power users" approve the entry and assign it to the master database. Division Coordinators have fewer application "rights" than the power users.	Other	Mostly internal to agency	Server	2007	2007	Growth	0 - \$100k
	<p>Business Value: Low High ◆ </p> <p>Technical Condition: Poor Excellent ◆ </p> <p>Comments:</p>							
Refugee Health eShare: LIVE	Used by Refugee Health unit to track health status of all incoming refugees to MN. This application is used by a team of people at MDH, lead by Ann Ofallan, and with a technical lead of Blain Mamo. Each refugee entering this state gets a free medical examination, conducted by county agencies. This web tool provides a browser interface to collect the data into Oracle database tables; provides some web based administrative functions; and provides some downloadable reports in the .pdf format.	Health care delivery	Specific sub-group of customers or clients	Server	2004	2004	Decline	0 - \$100k
	<p>Business Value: Low High ◆ </p> <p>Technical Condition: Poor Excellent ◆ </p> <p>Comments:</p>							
Research/Statistical Application	Various research applications for MDH that include CMS data and other data sets.	Legislation and policy	Mostly internal to agency	Server			Decline	\$100k - \$500k
	<p>Business Value: Low High ◆ </p> <p>Technical Condition: Poor Excellent ◆ </p> <p>Comments:</p>							

Application Portfolio - updated: 2008

Application	Description	Business Purpose	Customer Group	Platform	Implemented	Last Update	Life Cycle Stage	Operations Cost
Result (Environmental)	View of laboratory results with login by external clients.	Other	Specific sub-group of customers or clients	Server			Maturity	0 - \$100k
	Business Value: Low High ◆ 	Technical Condition: Poor Excellent ◆ 	Comments:					
SAC Central Corridor Light-Rail Community Health Project	Collect community comments on the Central Corridor Light Rail Project.	Other	Mostly citizens at large	Server	2009	2009	Emerging	0 - \$100k
	Business Value: Low High ◆ 	Technical Condition: Poor Excellent ◆ 	Comments:					
Sage	Cancer Control Application	Health care delivery	Specific sub-group of customers or clients	Server			Decline	\$100k - \$500k
	Business Value: Low High ◆ 	Technical Condition: Poor Excellent ◆ 	Comments:					
SDWIS/FEDREP	Converting data reported quarterly to USEPA to XML.	Other	Mostly internal to agency	Server			Maturity	0 - \$100k
	Business Value: Low High ◆ 	Technical Condition: Poor Excellent ◆ 	Comments:					
Secure							Maturity	0 - \$100k
	Business Value: Low High ◆ 	Technical Condition: Poor Excellent ◆ 	Comments:					
SemiAnnual	Used by Nursing Homes to submit status updates for Nursing Assistants.	Licenses or permits	Specific sub-group of customers or clients	Server			Maturity	\$100k - \$500k
	Business Value: Low High ◆ 	Technical Condition: Poor Excellent ◆ 	Comments:					
SNS Assets Management system (SAM)							Maturity	\$100k - \$500k
	Business Value: Low High ◆ 	Technical Condition: Poor Excellent ◆ 	Comments:					
Source Water Assessment	View/Print Source Water Assessment for a Public Water Source.	Licenses or permits	Mostly citizens at large	Server	2003	2003	Decline	0 - \$100k
	Business Value: Low High ◆ 	Technical Condition: Poor Excellent ◆ 	Comments:					

Application Portfolio - updated: 2008

Application	Description	Business Purpose	Customer Group	Platform	Implemented	Last Update	Life Cycle Stage	Operations Cost
Source Water Protection Tracking System	Track Drinking Water Supply Management Area plans (DWSMA) and the attributes included in each plan (i.e. sources, contaminates, activities, and contacts).	Licenses or permits	Mostly internal to agency	PC	2001	2001	Decline	0 - \$100k
	Business Value:	Technical Condition:	Comments:					
Spoken Language Health Care Interpreter Roster	Application that records and processes Language Interpreter registrations.	Other	Mostly citizens at large	Server			Maturity	0 - \$100k
	Business Value:	Technical Condition:	Comments:					
State Fair sign-up form	Staff sign up to work at the State Fair booth.	Other	Mostly internal to agency	Server			Maturity	0 - \$100k
	Business Value:	Technical Condition:	Comments:					
STD InfoNet	Collection and storage of STD surveillance data (Syphilis, Gonorrhea, Chlamydia, Chancroid).	Health care delivery	Mostly internal to agency	Server			Maturity	0 - \$100k
	Business Value:	Technical Condition:	Comments:					
STD Management Information System (STD-MIS)	Used to record investigations and information about data subjects.	Health care delivery	Mostly internal to agency	Server			Maturity	\$100k - \$500k
	Business Value:	Technical Condition:	Comments:					
Stroke Registry (MNStroke)	State registry for collecting stroke data for CDC's Paul Coverdell National Acute Stroke Registry	Health care delivery	Specific sub-group of customers or clients	Server			Decline	0 - \$100k
	Business Value:	Technical Condition:	Comments:					
Suggestion box	Employee suggestions to EO.	Other	Mostly internal to agency	Server			Maturity	0 - \$100k
	Business Value:	Technical Condition:	Comments:					
TB Contact Investigation	TB contact investigations tracking.	Health care delivery	Mostly internal to agency	PC	2002	2002	Decline	0 - \$100k
	Business Value:	Technical Condition:	Comments:					

Application Portfolio - updated: 2008

Application	Description	Business Purpose	Customer Group	Platform	Implemented	Last Update	Life Cycle Stage	Operations Cost
TB Genotyping	Track data on TB specimens sent for genotyping.	Health care delivery	Mostly internal to agency	PC	2003	2003	Decline	0 - \$100k
	Business Value: Low High ◆ 	Technical Condition: Poor Excellent ◆ 	Comments:					
TB Medications	Track medications for TB supplied free of charge for persons with latent TB infection (LTBI) or active TB disease who reside in Minnesota.	Health care delivery	Mostly internal to agency	PC	2001	2001	Decline	0 - \$100k
	Business Value: Low High ◆ 	Technical Condition: Poor Excellent ◆ 	Comments:					
The County Well Index Online	Description of the location and physical characteristics of wells, and populated by CWI5.	Environmental protection	Mostly citizens at large	Server	2003	2003	Decline	0 - \$100k
	Business Value: Low High ◆ 	Technical Condition: Poor Excellent ◆ 	Comments:					
The County Well Index Version 5	Minnesota water wells information.	Environmental protection	Specific sub-group of customers or clients	Server	2003	2003	Decline	0 - \$100k
	Business Value: Low High ◆ 	Technical Condition: Poor Excellent ◆ 	Comments:					
Travel Reports	Out-of-State Travel Reports.	Accounting and budgeting	Mostly internal to agency	Server			Maturity	0 - \$100k
	Business Value: Low High ◆ 	Technical Condition: Poor Excellent ◆ 	Comments:					
Vaccine Accounting	This Visual Fox Pro app runs reports and pulls data from VACMAN.	Health care delivery	Mostly internal to agency	PC			Maturity	0 - \$100k
	Business Value: Low High ◆ 	Technical Condition: Poor Excellent ◆ 	Comments:					
Vaccine Management System	VACMAN is used to order, and optionally to track and record information relating to publicly funded (Vaccines For Children program (VFC), 317 Grant (G317), and state/other) vaccines.	Health care delivery	Mostly internal to agency	PC			Maturity	\$100k - \$500k
	Business Value: Low High ◆ 	Technical Condition: Poor Excellent ◆ 	Comments:					

Application Portfolio - updated: 2008

Application	Description	Business Purpose	Customer Group	Platform	Implemented	Last Update	Life Cycle Stage	Operations Cost
Vaccine Ordering	Allow MNVFC clinics to submit vaccine orders. Just collects contact, vaccine and order quantity information. Does not handle or store any payment information.	Health care delivery	Specific sub-group of customers or clients	Server	2009	2009	Emerging	0 - \$100k
	Business Value:  Technical Condition:  Comments:							
Variant and Atypical Resistant HIV Surveillance (VARHS)		Health care delivery					Maturity	0 - \$100k
	Business Value:  Technical Condition:  Comments:							
varicella			Mostly internal to agency				Maturity	0 - \$100k
	Business Value:  Technical Condition:  Comments:							
Virtual Trophy Case	Display awards that have been received by MDH employees, teams or programs for work completed under the authority of MDH or as part of official job duties for MDH.	Employee relations	Mostly internal to agency	Server			Maturity	0 - \$100k
	Business Value:  Technical Condition:  Comments:							
Vital Records Vision 2000	Vital Records - Birth and Death records processing	Register individuals or businesses	Specific sub-group of customers or clients	Server	2000	2005	Maturity	\$500k - \$1 million
	Business Value:  Technical Condition:  Comments:							
Volunteer Events Registration	Sets up volunteer events in the agency and then allow employees to register for pre-defined slot times.	Employee relations	Mostly internal to agency	Server	2009	2009	Emerging	0 - \$100k
	Business Value:  Technical Condition:  Comments:							
VPD Track		Other	Mostly internal to agency	PC	2000	2000	Decline	0 - \$100k
	Business Value:  Technical Condition:  Comments:							

Application Portfolio - updated: 2008

Application	Description	Business Purpose	Customer Group	Platform	Implemented	Last Update	Life Cycle Stage	Operations Cost
VPN Survey		Other	Mostly internal to agency	Server			Maturity	0 - \$100k
	Business Value: Low High ◆ 	Technical Condition: Poor Excellent ◆ 	Comments:					
Warehouse Access Request	Request access to the IA Warehouse.	Other	Mostly internal to agency	Server			Maturity	0 - \$100k
	Business Value: Low High ◆ 	Technical Condition: Poor Excellent ◆ 	Comments:					
Web CRD	MDH Duplication Center.	Other	Mostly internal to agency	Server			Maturity	0 - \$100k
	Business Value: Low High ◆ 	Technical Condition: Poor Excellent ◆ 	Comments:					
Well Disclosure Certificate Lookup	Lookup well disclosure certificate information filed at property transfer - how many wells on a property and the status of the well is disclosed.	Environmental protection	Mostly citizens at large	Server	2001	2001	Decline	0 - \$100k
	Business Value: Low High ◆ 	Technical Condition: Poor Excellent ◆ 	Comments:					
Well Water Information Systems							Maturity	0 - \$100k
	Business Value: Low High ◆ 	Technical Condition: Poor Excellent ◆ 	Comments:					
Wireless	Manage wireless communication devices (cellphones, pagers, smart phones, etc.).	Other	Mostly internal to agency	Server	2004	2004	Decline	0 - \$100k
	Business Value: Low High ◆ 	Technical Condition: Poor Excellent ◆ 	Comments:					
Wireless TCOM	TCOM rep access to read-only Wireless device (cell phone, pager, etc.) communication information.	Other	Mostly internal to agency	Server	2004	2004	Decline	0 - \$100k
	Business Value: Low High ◆ 	Technical Condition: Poor Excellent ◆ 	Comments:					
WordPress Blog	Departments blogging solution maintained by web service.	Other	Mostly internal to agency	Server			Maturity	0 - \$100k
	Business Value: Low High ◆ 	Technical Condition: Poor Excellent ◆ 	Comments:					

This page left blank to support duplex printing

Project Portfolio - updated: 2010

Project	Cost	Start	Finish	State	Status	Scope	Type	Outcome	Driver
Case Mix Review Minimum Data Set Upgrade	\$1,023,300	10/5/2009	10/1/2010	Active	Green	Agency Unique	Application Development		Mitigation of Operational Risk
Consumer Reporting on Health Provider Quality and Peer Grouping Information	\$400,000	5/1/2010	12/31/2010	Cancelled		Agency Unique	Application Development		Mandatory or Legal
EHR and MIIC Interoperability ARRA Funds	\$1,532,800	9/1/2010	8/31/2012	Proposed		Agency Unique	Application Development		Strategic
Environmental Health Inspection Program	\$245,000	3/29/2010	7/1/2011	Active		Agency Unique	Application Development		Mitigation of Operational Risk
Environmental Laboratory Information Management System (LIMS)	\$327,000	1/1/2009	6/15/2010	Active	Green	Agency Unique	Application Development		Strategic
Follow Along Program (FAP) Software Upgrade	\$32,200	5/1/2010	9/30/2010	Active	Green		Application Development		Mitigation of Operational Risk
Health Information Exchange (HIE) Technical Infrastructure Project		7/1/2010	2/28/2014	Active		Agency Unique	Infrastructure		Strategic
Improved Customer Service Delivery (ICSD) Expansion	\$187,600	7/19/2010	3/25/2011	Active	Green	Agency Unique	Application Development		Strategic
Indicator Based Information System for Public Health (IBIS)	\$393,000	2/1/2010	9/1/2010	Active	Green	Agency Unique	Application Development		Strategic
Master Person Index	\$305,000	8/13/2010	10/31/2011	Active		Agency Unique	Application Development		Strategic
MDH Disease Surveillance Modernization Project	\$3,480,000	11/1/2007	12/31/2010	Active	Green	Agency Unique	Application Development		Strategic
MIIC ARRA Funds Enhancements	\$393,100	12/1/2009	2/28/2011	Active	Green	Agency Unique	Application Development		Strategic
Mortuary Science Section Mass Fatality Project	\$245,000	9/21/2010	11/30/2010	Active		Agency Unique	Application Development		Mitigation of Operational Risk
Office 2010 & Windows 7 Upgrade Project	\$401,500	7/3/2010	7/31/2011	Active		Agency Unique	Other		Mitigation of Operational Risk
OpenELIS (Open Enterprise Laboratory Information System)	\$250,000	10/29/2002	1/17/2011	Active	Green		Application Development		Strategic
Provider Peer Grouping Analysis	\$193,200	2/19/2010	10/31/2011	Active	Yellow	Agency Unique	Other		Mandatory or Legal

Project Portfolio - updated: 2010

Project	Cost	Start	Finish	State	Status	Scope	Type	Primary Outcome	Primary Driver
Sage System Redesign	\$353,400	1/19/2010	5/31/2011	Active	Green	Agency Unique	Application Development		Mitigation of Operational Risk
Security Information and Event Management (SIEM) Project	\$10,600	4/13/2010	8/31/2010	Active	Green	Agency Unique	Infrastructure		Mitigation of Operational Risk
Systems Center Operations Manager Implementation	\$11,500	11/16/2009	4/5/2010	Active	Green	Agency Unique	Service Development		Mitigation of Operational Risk
Updating Interactive Asthma Action Plan IAAP	\$152,400	7/1/2008	2/28/2010	Completed		Agency Unique	Application Development		Mandatory or Legal
Vital Records System Redesign	\$5,303,800	2/4/2008	12/31/2010	Active	Green	Agency Unique	Application Development		Strategic
WIC Program SPIRIT Implementation	\$3,640,400	4/27/2009	1/28/2011	Active	Green	Agency Unique	Application Development		Mitigation of Operational Risk

Project Portfolio: -Updated: 2012 Project	Cost	Start	Finish	State	Status	Scope	Type	Primary Outcome	Primary Driver
Updating Interactive Asthma Action Plan IAAP	\$152,400	7/1/2008	2/28/2010	Completed	Closure	Agency Unique	Application Development	Other	Mandatory or Legal
Systems Center Operations Manager Implementation	\$11,500	11/16/2009	4/5/2010	Completed	Closure	Agency Unique	Service Development	Process Improvement	Mitigation of Operational Risk
Environmental Laboratory Information Management System (LIMS)	\$327,000	1/1/2009	6/15/2010	Completed	Closure	Agency Unique	Application Development	Customer Satisfaction	Strategic
Security Information and Event Management (SIEM) Project	\$10,600	4/13/2010	8/31/2010	Completed	Closure	Agency Unique	Infrastructure	Improved Information Security	Mitigation of Operational Risk
Indicator Based Information System for Public Health (IBIS)	\$393,000	2/1/2010	9/1/2010	Completed	Closure	Agency Unique	Application Development	Customer Satisfaction	Strategic
Follow Along Program (FAP) Software Upgrade	\$32,200	5/1/2010	9/20/2010	Completed	Closure	Agency Unique	Application Development	Other	Mitigation of Operational Risk
Case Mix Review Minimum Data Set Upgrade	\$1,023,300	10/5/2009	12/31/2010	Completed	Closure	Agency Unique	Application Development	Other	Mitigation of Operational Risk
MIIC ARRA Funds Enhancements	\$393,100	12/1/2009	2/28/2011	Completed	Execution	Agency Unique	Application Development	Customer Satisfaction	Strategic
WIC Program SPIRIT Implementation	\$3,640,400	4/27/2009	3/31/2011	Completed	Closure	Agency Unique	Application Development	Increased Efficiency	Mitigation of Operational Risk
Vital Records System Redesign	\$5,303,800	2/4/2008	3/31/2011	Completed	Closure	Agency Unique	Application Development	Customer Satisfaction	Strategic
Improved Customer Service Delivery (ICSD) Expansion	\$87,100	7/19/2010	4/15/2011	Completed	Closure	Agency Unique	Application Development	Customer Satisfaction	Strategic
OpenELIS (Open Enterprise Laboratory Information System)	\$250,000	10/29/2002	5/16/2011	Completed	Closure	Agency Unique	Application Development	Customer Satisfaction	Strategic
MNTrac Patient Tracking Enhancements & Fatality Reporting	\$169,800	4/1/2011	7/25/2011	Completed	Closure	Agency Unique	Application Development	Customer Satisfaction	Mitigation of Operational Risk
Web Content Management System (CMS) for MDH	\$10,000	2/22/2011	7/31/2011	Completed	Closure	Agency Unique	Business Process	Other	Strategic

This page left blank to support duplex printing

IT Spend - update : 2010

Fiscal Year	Fund	Salaries	Repairs	Prof/Tech Services	Computer & System Services	Communications	Supplies	Equipment	Other Operating Costs	Agency Provided Tech Serv	Spending For Individuals	Other	Total
2008	100	\$176,988	\$3,637	\$94,388	\$273,500	\$17,706	\$3,580	\$71,800	\$991				\$642,590
2008	200			\$14,683	\$5,303			\$10,195					\$30,180
2008	300			\$25,075	\$11,039	\$5,637	\$1,034	\$13,038					\$55,823
2008	640	\$107,790	\$2,424	\$2,000	\$25,741	\$12,168	\$2,367	\$27,505	\$661				\$180,656
2008 Total:		\$284,778	\$6,061	\$136,146	\$315,583	\$35,511	\$6,980	\$122,538	\$1,652				\$909,249
2009	100	\$181,540	\$10,491		\$226,388	\$17,098	\$11,701	\$31,238	\$780				\$479,236
2009	200					\$792		\$1,336					\$2,128
2009	300					\$6,255	\$9,764	\$12,213					\$28,232
2009	640	\$121,020	\$6,994		\$19,156	\$12,654	\$3,811	\$20,825	\$520				\$184,980
2009 Total:		\$302,560	\$17,485		\$245,543	\$36,799	\$25,276	\$65,613	\$1,300				\$694,576
2010	100	\$187,520	\$3,323	\$2,772	\$258,432	\$19,252	\$1,837	\$25,293	\$1,134				\$499,564
2010	200				\$693	\$801	\$1,680	\$2,129					\$5,303
2010	300				\$11,819	\$8,276	\$436	\$10,672					\$31,204
2010	640	\$125,005	\$1,354	\$1,848	\$30,642	\$13,015	\$1,547	\$16,862	\$756				\$191,029
2010 Total:		\$312,525	\$4,678	\$4,620	\$301,586	\$41,344	\$5,500	\$54,956	\$1,890				\$727,100

Application Portfolio - updated: 2010

Application	Description	Business Purpose	Customer Group	Platform	Implemented	Last Update	Life Cycle Stage	Operations Cost
Achieve Scholarship	Scholarship for Minnesota residents that took college prep classes in high school and are attending Minnesotan post-secondary institutions.	Education - Post secondary	Specific sub-group of customers or clients	Server	2008	2010	Emerging	0 - \$100k
	<p>Business Value: Technical Condition: </p> <p>Comments: This financial aid program went into production for the 2008-2009 academic ear. The program requirements were overhauled in 2010. It is written in Cold Fusion.</p>							
G.I. Bill Scholarship	Scholarship for Minnesota residents who served in the military and are attending Minnesotan post-secondary institutions	Education - Post secondary	Specific sub-group of customers or clients	Server	2008	2008	Emerging	0 - \$100k
	<p>Business Value: Technical Condition: </p> <p>Comments: This financial aid program went into production for the 2008-2009 academic ear. It is written in Visual Basic.</p>							
GRIP	Student loan consolidation program for health care professionals.	Education - Post secondary	Specific sub-group of customers or clients	Other	1991	1998	Decline	0 - \$100k
	<p>Business Value: Technical Condition: </p> <p>Comments: The program is being phased out and stopped accepting new loans over ten ears ago. Less than 16 accounts are still active.</p>							
Indian Scholarship	Scholarship for Minnesota residents with Native American ancestry who are attending Minnesotan post-secondary institutions.	Education - Post secondary	Specific sub-group of customers or clients	Server	2008	2008	Emerging	0 - \$100k
	<p>Business Value: Technical Condition: </p> <p>Comments: This financial aid program went into production for the 2008-2009 academic ear. It is written in Cold Fusion.</p>							
Interstate Tuition Reciprocity (ITR)	ITR allows students from Minnesota to pay reduced tuition at selected public colleges in North Dakota, South Dakota and Wisconsin.	Education - Post secondary	Specific sub-group of customers or clients	Other	Prior 1985	1998	Maturity	0 - \$100k
	<p>Business Value: Technical Condition: </p> <p>Comments: Due to 2K issues in the original COBOL application, ITR was completely rewritten in the Ingres 4GL and C in 1998.</p>							

Application Portfolio - updated: 2010

Application	Description	Business Purpose	Customer Group	Platform	Implemented	Last Update	Life Cycle Stage	Operations Cost
SELF Defaulters	Application to help collect past due amounts from borrowers that have defaulted on a SELF student loan.	Education - Post secondary	Specific sub-group of customers or clients	Other	1990	2005	Growth	\$100k - \$500k
	<p>Business Value: Low High ◆ </p> <p>Technical Condition: Poor Excellent ◆ </p> <p>Comments:</p>							
State Grant	Need based grants for Minnesota residents attending Minnesotan post-secondary institutions.	Education - Post secondary	Specific sub-group of customers or clients	Server	Prior 1985	2006	Growth	\$100k - \$500k
	<p>Business Value: Low High ◆ </p> <p>Technical Condition: Poor Excellent ◆ </p> <p>Comments: Application was migrated from COBOL on a VMS minicomputer to Visual Basic on a Windows Server for the 2007-2008 academic year.</p>							
Summer Transition	Need based grant for recent high school graduates to take remedial coursework before the start of their freshman year.	Education - Post secondary	Specific sub-group of customers or clients	Server	2010	2010	Emerging	0 - \$100k
	<p>Business Value: Low High ◆ </p> <p>Technical Condition: Poor Excellent ◆ </p> <p>Comments: A pilot implementation of the Summer Transition program ran in the summer of 2010. It will go into full production in 2011. The application is written in Cold Fusion.</p>							

Project Portfolio - Updated: 2012

No Projects Registered

This page left blank to support duplex printing

Agency IT Portfolio: Housing Finance Agency

IT Spend - updated: 2010

Fiscal Year	Fund	Salaries	Repairs	Prof/Tech Services	Computer & System Services	Communications	Supplies	Equipment	Operating Costs	Provided Tech Serv	For Individuals	Other	Total
2008	630	\$920,542	\$126,213	\$2,554,736	\$426,542	\$220,414	\$111,430	\$320,599	\$12,570		\$6,942		\$4,699,989
008 Total:		\$920,542	\$126,213	\$2,554,736	\$426,542	\$220,414	\$111,430	\$320,599	\$12,570		\$6,942		\$4,699,989
2009	630	\$1,118,500	\$50,876	\$2,102,698	\$1,046,504	\$201,076	\$45,765	\$156,072	\$30,589				\$4,752,078
009 Total:		\$1,118,500	\$50,876	\$2,102,698	\$1,046,504	\$201,076	\$45,765	\$156,072	\$30,589				\$4,752,078
2010	630	\$1,150,878	\$51,665	\$1,237,848	\$1,648,604	\$203,408	\$102,952	\$38,046	\$11,200				\$4,444,603
010 Total:		\$1,150,878	\$51,665	\$1,237,848	\$1,648,604	\$203,408	\$102,952	\$38,046	\$11,200				\$4,444,603

Application Portfolio - updated: 2006

Application	Description	Business Purpose	Customer Group	Platform	Implemented	Last Update	Life Cycle Stage	Operations Cost
Accounting Finance	Systems for processing and management of accounting and finance activities	Accounting and budgeting	Mostly internal to agency	Server	1990	2006	Maturity	\$100k - \$500k
	Business Value: Low High ◆ 	Technical Condition: Poor Excellent ◆ 	Comments:					
Development Processing System	Integrated system to process and manage Multifamily business functions.	Mtg origination and mgt	Vendors or business partners	Server	2004	2006	Emerging	\$100k - \$500k
	Business Value: Low High ◆ 	Technical Condition: Poor Excellent ◆ 	Comments:					
Single Family Mortgage On-line System	Web-based loan purchase and funds management system.	Mtg origination and mgt	Vendors or business partners	Server	2006	2006	Emerging	\$100k - \$500k
	Business Value: Low High ◆ 	Technical Condition: Poor Excellent ◆ 	Comments:					

Project Portfolio - Updated: 2012

No Projects Registered

This page left blank to support duplex printing

Agency IT Portfolio: Human Rights Dept

IT Spend - updated: 2010

Fiscal Year	Fund	Salaries	Repairs	Prof/Tech Services	Computer & System Services	Communications	Supplies	Equipment	Other Operating Costs	Agency Provided Tech Serv	Spending For Individuals	Other	Total
2008	100	\$139,863	\$1,259	\$2,680	\$20,886	\$33,065	\$5,249	\$7,331					\$210,332
2008	200							\$4,392					\$4,392
2008 Total:		\$139,863	\$1,259	\$2,680	\$20,886	\$33,065	\$5,249	\$11,724					\$214,725
2009	100	\$201,904	\$4,651	\$349,776	\$341,158	\$20,128	\$11,756	\$217,777	\$5,422				\$1,152,572
2009 Total:		\$201,904	\$4,651	\$349,776	\$341,158	\$20,128	\$11,756	\$217,777	\$5,422				\$1,152,572
2010	100	\$89,700	\$242		\$106,897	\$18,956	\$488	\$4,439	\$260				\$220,983
2010	200	\$57,544											\$57,544
2010 Total:		\$147,244	\$242		\$106,897	\$18,956	\$488	\$4,439	\$260				\$278,527

Application Portfolio - updated: 2010

Application	Description	Business Purpose	Customer Group	Platform	Implemented	Last Update	Life Cycle Stage	Operations Cost
Case Management System	Content and manage workflow of requests for assistance and case investigation files.	Law enforcement	Mostly internal to agency	Server	2008		Growth	0 - \$100k
	Business Value:  Low High	Technical Condition:  Poor Excellent	Comments:					
Compliance	Track application and certification of state contractors	Licenses or permits	Mostly internal to agency	Server	2009		Growth	0 - \$100k
	Business Value:  Low High	Technical Condition:  Poor Excellent	Comments:					

Project Portfolio : - Updated: 2012

No Projects Registered

This page left blank to support duplex printing

Agency IT Portfolio: Human Services Dept

IT Spend - updated: 2010

Fiscal Year	Fund	Salaries	Repairs	Prof/Tech Services	Computer & System Services	Communications	Supplies	Equipment	Other Operating Costs	Agency Provided Tech Serv	Spending For Individuals	Other	Total
2008	100	\$8,010,193	\$914,861	\$1,396,905	\$3,930,028	\$2,086,857	\$428,431	\$1,207,532	\$52,505	\$937			\$18,028,250
2008	170			\$5,000		\$67	\$134		\$10,000				\$15,201
2008	190	\$390,134	\$119,319	\$196,495	\$206,204	\$247,357	\$164,955	\$739,281	\$43,843				\$2,107,588
2008	200	\$31,394,452	\$1,745,593	\$6,102,659	\$31,728,789	\$556,901	\$263,929	\$2,349,973	\$205,683				\$74,347,978
2008	300	\$384,204	\$2,170	\$427,810	\$102,427	\$65,113	\$29,690	\$68,788	\$803				\$1,081,005
2008	610					\$70,251							\$70,251
2008	915	\$41,039	\$6,145	\$5,000	\$72,294	\$370,046	\$1,805	\$69,851					\$566,180
2008	916		\$2,230		\$1,825	\$99,121	\$711	\$17,171					\$121,058
2008	917		\$1,791		\$7,969	\$115,760	\$3,553	\$22,770					\$151,843
2008 Total:		\$40,220,022	\$2,792,108	\$8,133,869	\$36,049,536	\$3,611,473	\$893,208	\$4,475,366	\$312,834	\$937			\$96,489,354
2009	100	\$8,530,976	\$450,324	\$896,505	\$4,921,282	\$1,743,950	\$605,559	\$1,491,492	\$87,976	\$751			\$18,728,814
2009	190	\$421,014	\$1,214,348	\$300,054	\$365,250	\$358,475	\$41,862	\$86,818	\$17,166				\$2,804,987
2009	200	\$33,058,400	\$685,033	\$2,927,862	\$32,411,822	\$515,685	\$422,194	\$865,123	\$116,809				\$71,002,929
2009	300	\$267,209		\$2,341,216	\$36,129	\$68,281	\$5,960	\$31,648	\$736				\$2,751,179
2009	610					\$121,795	\$3,281	\$6,385					\$131,461
2009	915				\$84,604	\$354,405	\$1,657	\$62,449					\$503,115
2009	916		\$1,530		\$1,988	\$84,960	\$651	\$4,850					\$93,979
2009	917		\$5,755		\$8,671	\$144,848	\$2,232	\$61,709	\$1,300				\$224,514
2009	942				\$6,269	\$70			\$1,649				\$7,988
2009 Total:		\$42,277,599	\$2,356,990	\$6,465,637	\$37,836,015	\$3,392,469	\$1,083,395	\$2,610,474	\$225,636	\$751			\$96,248,966
2010	100	\$8,802,364	\$612,467	\$1,303,626	\$4,818,307	\$1,481,151	\$340,904	\$1,860,688	\$84,965				\$19,304,473
2010	170						\$430						\$430
2010	190	\$559,322	\$489,393	\$64,127	\$1,186,335	\$385,163	\$111,587	\$510,711					\$3,306,638

Agency IT Portfolio: Human Services Dept

IT Spend - updated: 2010

Fiscal Year	Fund	Salaries	Repairs	Prof/Tech Services	Computer & System Services	Communications	Supplies	Equipment	Other Operating Costs	Agency Provided Tech Serv	Spending For Individuals	Other	Total
2010	200	\$32,344,069	\$985,601	\$446,263	\$31,871,727	\$446,766	\$538,832	\$343,923	\$118,050				\$67,095,232
2010	300	\$463,972		\$924,322	\$92,260	\$254,410	\$32,311	\$66,094	\$620	\$337			\$1,834,325
2010	315			\$2,400		\$225	\$697	\$1,668					\$4,991
2010	610					\$113,973	\$6,781	\$7,240					\$127,994
2010	915		\$735	\$9,800	\$74,899	\$333,501	\$2,500	\$101,623	\$908				\$523,965
2010	916		\$125		\$1,655	\$32,616	\$296	\$3,151					\$37,842
2010	917		\$3,780		\$5,050	\$137,775	\$832	\$5,044					\$152,480
2010	942				\$1,063		\$3,274	\$8,793					\$13,131
2010 Total:		\$42,169,726	\$2,092,102	\$2,750,539	\$38,051,296	\$3,185,581	\$1,038,444	\$2,908,934	\$204,542	\$337			\$92,401,501

Application Portfolio - updated: 2010

Application	Description	Business Purpose	Customer Group	Platform	Implemented	Last Update	Life Cycle Stage	Operations Cost
3M DRG Finder, Coding Clinic	A reference tool for determining appropriate coding of diagnosis, procedures, and DRGs. Includes ICD-9-CM manual & AHA Coding Clinic w/ quarterly updates.	Health care administration	Mostly internal to agency	PC	1999	2005	Decline	0 - \$100k
	<p>Business Value: Technical Condition: </p> <p>Comments:</p>							
Access to Treatment Management System ATMS	Web-based application which tracks chemical dependency assessments performed by county and tribal agencies under Rule 25 guidelines. The system tracks who is assessed, the results of the assessment, whether the assessment was complete within the prescribed Rule 25 timelines and whether the client was placed in a treatment program. ATMS is used to monitor statewide program performance and aid in developing improvements in program delivery.	Health care administration	Vendors or business partners	Server	2010	2010	Maturity	0 - \$100k
	<p>Business Value: Technical Condition: </p> <p>Comments:</p>							
Advanced Information Manager AIM	A client (senior) tracking and reporting application used by aging services providers and Minnesota's 13 Area Agencies on Aging, primarily for required state and federal reporting and statewide planning of services for seniors. It tracks and reports participation of seniors in Title III funded programs, as well as service activity, nutrition risk and service needs statewide.	Register individuals or businesses	Vendors or business partners	Server	1999	2009	Maturity	0 - \$100k
	<p>Business Value: Technical Condition: </p> <p>Comments:</p>							
Aging Programs Financial Reporting Application	Web-based, state mandated reporting tool used by Area Agencies on aging to report expenditures and payments for Title III and other funds.	Accounting and budgeting	Mostly internal to agency	Server	2006	2006	Maturity	0 - \$100k
	<p>Business Value: Technical Condition: </p> <p>Comments:</p>							

Application Portfolio - updated: 2010

Application	Description	Business Purpose	Customer Group	Platform	Implemented	Last Update	Life Cycle Stage	Operations Cost
Ankle Monitoring System	To track MSOP clients using ankle bracelets.	Other	Mostly internal to agency	PC	2008	2010	Maturity	0 - \$100k
	Business Value: Low High ◆ 	Technical Condition: Poor Excellent ◆ 	Comments:					
Appeals and Regulations - Decisions	Stores information about appeals reasons and decisions.	Other	Mostly internal to agency	Server	1998	2010	Maturity	0 - \$100k
	Business Value: Low High ◆ 	Technical Condition: Poor Excellent ◆ 	Comments:					
APS Files and Databases	Contains the APS contracts and reports, and other deliverables submitted by contractors under professional/technical contracts.	Other	Mostly internal to agency	Server	1995	1995	Maturity	0 - \$100k
	Business Value: Low High ◆ 	Technical Condition: Poor Excellent ◆ 	Comments:					
ARC Lookup	Search and view receivable information for DOER, MAPS, MNCare, Provider, SOS, Special Recovery and Surcharge customers.	Accounting and budgeting	Vendors or business partners	Server	2009	2010	Maturity	0 - \$100k
	Business Value: Low High ◆ 	Technical Condition: Poor Excellent ◆ 	Comments:					
ARCHIBUS and Web Central	ARCHIBUS is the DHS facility management program. It includes a front-end interface for AutoCAD drawings, facilities and plant management databases.	Other	Mostly internal to agency	Server	2002	2009	Maturity	0 - \$100k
	Business Value: Low High ◆ 	Technical Condition: Poor Excellent ◆ 	Comments: The Archibus system is in the process of changing to a state-wide enterprise program during the next few months. If everything stays on schedule we plan to migrate from the SOS Archibus program to the web-based state-wide enterprise system in late December. OET and Administration are both involved in this enterprise project.					

Application Portfolio - updated: 2010

Application	Description	Business Purpose	Customer Group	Platform	Implemented	Last Update	Life Cycle Stage	Operations Cost
Avatar	Collects financial and Admission, Discharge and Transfer (ADT) information for all SOS patients, serves as patient billing system used to bill for services. This application is the electronic medical record software used for SOS patients to record assessments, treatment .	Health care delivery	Mostly internal to agency	Server	2000	2010	Maturity	\$500k - \$1 million
	<p>Business Value: Low High ◆ </p> <p>Technical Condition: Poor Excellent ◆ </p> <p>Comments:</p>							
Bill Tracker	Allows DHS legislative liaisons to record and track activity on bills of interest to DHS.	Legislation and policy	Mostly internal to agency	Server	2004	2010	Maturity	0 - \$100k
	<p>Business Value: Low High ◆ </p> <p>Technical Condition: Poor Excellent ◆ </p> <p>Comments:</p>							
CAC/TBI - NB Additional Funding	Funding to counties that can't afford certain clients.	Accounting and budgeting	Mostly internal to agency	Server	2000	2000	Decline	0 - \$100k
	<p>Business Value: Low High ◆ </p> <p>Technical Condition: Poor Excellent ◆ </p> <p>Comments:</p>							
Catch3	Provides enrollment reports and encounter data for the Child and Teen Checkups Program staff at the counties, and allows C &TC staff to track outreach activities and other data.	Health care administration	Vendors or business partners	Server	2002	2006	Decline	0 - \$100k
	<p>Business Value: Low High ◆ </p> <p>Technical Condition: Poor Excellent ◆ </p> <p>Comments: A project is currently underway to implement a web version of this application (WebCATCH) by 12/31/2010.</p>							
CCAP Main Database	Maintains information about county child care assistance program contacts and fund-plan information.	Other	Mostly internal to agency	PC	2008	2009	Emerging	0 - \$100k
	<p>Business Value: Low High ◆ </p> <p>Technical Condition: Poor Excellent ◆ </p> <p>Comments:</p>							
Central Office Cost Reporting COCR	Calculates statewide indirect administration costs to support Federal program allocation.	Accounting and budgeting	Mostly internal to agency	Server	1999	2010	Maturity	0 - \$100k
	<p>Business Value: Low High ◆ </p> <p>Technical Condition: Poor Excellent ◆ </p> <p>Comments:</p>							

Application Portfolio - updated: 2010

Application	Description	Business Purpose	Customer Group	Platform	Implemented	Last Update	Life Cycle Stage	Operations Cost
Child Care Professional Development Registry	Documents and recognizes the professional achievements of people who work in the early childhood education and school-age care professions.	Education - E-12	Specific sub-group of customers or clients	Server	2008	2010	Maturity	0 - \$100k
	<p>Business Value: Low High ◆ </p> <p>Technical Condition: Poor Excellent ◆ </p> <p>Comments:</p>							
Child Mortality Death Certificate Database	An Access database is used to store death certificate data on all Minnesota child deaths from 1999 to present; social service history on relevant cases; and data on cases reviewed using the Child Death Case Reporting System.	Child and family protective services	Mostly internal to agency	PC	1999	2009	Maturity	0 - \$100k
	<p>Business Value: Low High ◆ </p> <p>Technical Condition: Poor Excellent ◆ </p> <p>Comments: Other</p>							
Child Mortality Tracking List	Tracks MN child deaths that require a local and state review. Includes data on the reports received from the county and dates that the review was conducted. This is a simple and small database.	Child and family protective services	Mostly internal to agency	PC	2009	2009	Maturity	0 - \$100k
	<p>Business Value: Low High ◆ </p> <p>Technical Condition: Poor Excellent ◆ </p> <p>Comments:</p>							
Child Safety Quality Assurance	The Child Safety database is used to record findings of the Minnesota Child and Family Service Reviews (a qualitative review process for evaluating outcomes for families served by child welfare programs) conducted with counties. Queries and reports available in the database are used in various ways. Basically, reports are used to evaluate and report findings (both on a county and statewide level) to counties, DHS staff and the federal Administration of Children and Families. Information/findings are also used for short and long-term planning on a statewide level.	Child and family protective services	Mostly internal to agency	Server	2005	2008	Maturity	0 - \$100k
	<p>Business Value: Low High ◆ </p> <p>Technical Condition: Poor Excellent ◆ </p> <p>Comments:</p>							

Application Portfolio - updated: 2010

Application	Description	Business Purpose	Customer Group	Platform	Implemented	Last Update	Life Cycle Stage	Operations Cost
Child Support Web Calculator	On-line calculation of child support payment.	Other	Mostly citizens at large	Server	2007	2007	Maturity	0 - \$100k
	<p>Low High</p> <p>Business Value: </p>	<p>Poor Excellent</p> <p>Technical Condition: </p>	Comments:					
Children's Mental Health Evidence-Based Practice	For providers to search for appropriate mental health treatment for children.	Health care administration	Vendors or business partners	Server	2005	2010	Maturity	0 - \$100k
	<p>Low High</p> <p>Business Value: </p>	<p>Poor Excellent</p> <p>Technical Condition: </p>	Comments:					
Client Banking	Tracks client bank account information.	Other	Specific sub-group of customers or clients	Server	1999	1999	Decline	0 - \$100k
	<p>Low High</p> <p>Business Value: </p>	<p>Poor Excellent</p> <p>Technical Condition: </p>	Comments:					
Commissioner's Log Letters	Tracks and manages paper correspondence received and responded to by the Commissioner's office.	Other	Mostly internal to agency	PC	1980	1999	Decline	0 - \$100k
	<p>Low High</p> <p>Business Value: </p>	<p>Poor Excellent</p> <p>Technical Condition: </p>	Comments:					
Community Mental Health Reporting System CMHRS	Originally created to comply with MN law requiring DHS to collect data necessary to enforce the Mental Health Act. Has evolved into providing information for federal reporting, legislative/DHS policy making, program management and administration (state and county level).	Health care administration	Vendors or business partners	Server	1989	2010	Maturity	0 - \$100k
	<p>Low High</p> <p>Business Value: </p>	<p>Poor Excellent</p> <p>Technical Condition: </p>	Comments:					
Continuing Care Management Reporting System CCMRS	To provide program utilization, financial management and budgeting reports for use by Continuing Care and Chemical and Mental Health Administrations' managers and staff.	Health care administration	Mostly internal to agency	Server	2004	2009	Maturity	\$500k - \$1 million
	<p>Low High</p> <p>Business Value: </p>	<p>Poor Excellent</p> <p>Technical Condition: </p>	Comments:					
Contracts Database	Tracks all DHS contracts to support contract management.	Procurement	Mostly internal to agency	Server	2000	2004	Decline	0 - \$100k
	<p>Low High</p> <p>Business Value: </p>	<p>Poor Excellent</p> <p>Technical Condition: </p>	Comments: Will be impacted by SWIFT Implementation.					

Application Portfolio - updated: 2010





Application	Description	Business Purpose	Customer Group	Platform	Implemented	Last Update	Life Cycle Stage	Operations Cost
County Income Maintenance Cost Reporting CACR	Calculates county income maintenance costs to support Federal program billing.	Accounting and budgeting	Mostly internal to agency	Server	1998	2010	Maturity	0 - \$100k
	<p style="text-align: center;">Low High</p> <p>Business Value: <u> </u> ◆ <u> </u></p>	<p style="text-align: center;">Poor Excellent</p> <p>Technical Condition: <u> </u> ◆ <u> </u></p>	Comments:					
County Performance Review Tracking - Food Support	System to review performance of food support program.	Legislation and policy	Mostly internal to agency	Server	2003	2003	Decline	0 - \$100k
	<p style="text-align: center;">Low High</p> <p>Business Value: <u> </u> ◆ <u> </u></p>	<p style="text-align: center;">Poor Excellent</p> <p>Technical Condition: <u> </u> ◆ <u> </u></p>	Comments:					
County Reporting System	Used by the counties and FOD for the reporting of county social service revenue and expense. New system for 2556, 2557, 2895 and Human Service Cost Report.	Accounting and budgeting	Local government/Higher Ed/E-12 Ed	Server	2008	2010	Maturity	0 - \$100k
	<p style="text-align: center;">Low High</p> <p>Business Value: <u> </u> ◆ <u> </u></p>	<p style="text-align: center;">Poor Excellent</p> <p>Technical Condition: <u> </u> ◆ <u> </u></p>	Comments:					
Cyclone Pharmacy	Used by SOS staff to used them to put in medication stock orders that go to Cardinal Health (supply house). The order get transferred to Cardinal and then the inventory shows up to the pharmacies. Also used for pricing updates and new medications available for order.	Health care administration	Mostly internal to agency	Server	2006	2009	Decline	0 - \$100k
	<p style="text-align: center;">Low High</p> <p>Business Value: <u> </u> ◆ <u> </u></p>	<p style="text-align: center;">Poor Excellent</p> <p>Technical Condition: <u> </u> ◆ <u> </u></p>	Comments:					
DataQuest	Health care authorized users can submit, track and view results of their data requests for reports from DHS Data Warehouse.	Other	Mostly internal to agency	Server	2008	2008	Maturity	0 - \$100k
	<p style="text-align: center;">Low High</p> <p>Business Value: <u> </u> ◆ <u> </u></p>	<p style="text-align: center;">Poor Excellent</p> <p>Technical Condition: <u> </u> ◆ <u> </u></p>	Comments:					

Application	Description	Business Purpose	Customer Group	Platform	Implemented	Last Update	Life Cycle Stage	Operations Cost
Daylog System	Determines the portion of the per diem which is claimable for Federal reimbursement under Title IV-E maintenance. Produces log sheets for various small cost allocation projects (e.g. county, tribal, other local). For Mental Health Facilities, Group Facilities, MATTS, PATS, SSATTS, and ICWA	Accounting and budgeting	Mostly internal to agency	Server	2001	2010	Maturity	0 - \$100k
	<p>Low High</p> <p>Business Value: <u> </u> ◆ <u> </u></p> <p>Poor Excellent</p> <p>Technical Condition: <u> </u> ◆ <u> </u></p> <p>Comments:</p>							
Death Match System	Compares monthly deaths reported by MDH to SOS clients who had their cost of care deferred due to an inability to pay at the time they received care from SOS.	Health care administration	Mostly internal to agency	Server	2004	2010	Maturity	0 - \$100k
	<p>Low High</p> <p>Business Value: <u> </u> ◆ <u> </u></p> <p>Poor Excellent</p> <p>Technical Condition: <u> </u> ◆ <u> </u></p> <p>Comments:</p>							
DHS Email Log Letters	Tracks and manages email correspondence received at the general DHS email address and information about the response.	Other	Mostly internal to agency	PC	2001	2001	Decline	0 - \$100k
	<p>Low High</p> <p>Business Value: <u> </u> ◆ <u> </u></p> <p>Poor Excellent</p> <p>Technical Condition: <u> </u> ◆ <u> </u></p> <p>Comments:</p>							
DHS Licensing Information Lookup	Allows the public to search for and find licensing information about all providers licensed by DHS.	Licenses or permits	Mostly citizens at large	Server	2007	2010	Maturity	0 - \$100k
	<p>Low High</p> <p>Business Value: <u> </u> ◆ <u> </u></p> <p>Poor Excellent</p> <p>Technical Condition: <u> </u> ◆ <u> </u></p> <p>Comments:</p>							
Drug and Alcohol Abuse Normative Evaluation System DAANES	Web-based application which tracks chemical dependency treatment episodes in Minnesota. Fulfills federally mandated reporting requirements necessary to receive federal funds. DAANES has two primary functions: 1) tracking detoxification services and 2) tracking chemical dependency treatment services.	Health care administration	Specific sub-group of customers or clients	Server	2007	2010	Maturity	0 - \$100k
	<p>Low High</p> <p>Business Value: <u> </u> ◆ <u> </u></p> <p>Poor Excellent</p> <p>Technical Condition: <u> </u> ◆ <u> </u></p> <p>Comments:</p>							

Application Portfolio - updated: 2010

Application	Description	Business Purpose	Customer Group	Platform	Implemented	Last Update	Life Cycle Stage	Operations Cost
Drug Rebates Analysis and Management System DRAMS	Generates invoices to drug manufacturers for drug rebates and tracks payments for the (Medicaid) Rebate Program, General Assistance Medical Care (GAMC) and Supplemental Rebate Program. Rebate data also aids in dispute resolution. The system prepares required reports for state and federal authorities.	Health care administration	Businesses or professions	Server	1999	2010	Maturity	0 - \$100k
	<p>Business Value: Low High ◆ </p> <p>Technical Condition: Poor Excellent ◆ </p> <p>Comments:</p>							
DSD H-C PolicyQuest	Used by counties to submit and receive answers to policy questions about 26 programs in DHS Disability Services Division in Home Care, including CSG, FSG, CAC, CADI, MR/RC, and TBI Waiver.	Legislation and policy	Local government/Higher Ed/E-12 Ed	Server	2001	2001	Maturity	0 - \$100k
	<p>Business Value: Low High ◆ </p> <p>Technical Condition: Poor Excellent ◆ </p> <p>Comments:</p>							
e1768	DHS internal system to automate submission, workflow, and approvals for personnel transactions.	Other	Mostly internal to agency	Server	2004	2010	Maturity	0 - \$100k
	<p>Business Value: Low High ◆ </p> <p>Technical Condition: Poor Excellent ◆ </p> <p>Comments:</p>							
Economic Opportunity Administration Database	Proprietary database of OEO to manage administration of OEO programs	Other	Mostly internal to agency	Server	2000	2003	Maturity	0 - \$100k
	<p>Business Value: Low High ◆ </p> <p>Technical Condition: Poor Excellent ◆ </p> <p>Comments:</p>							
Economic Opportunity Fiscal Database	Proprietary database of OEO to manage payments to grantees	Accounting and budgeting	Mostly internal to agency	Server	2000	2003	Maturity	0 - \$100k
	<p>Business Value: Low High ◆ </p> <p>Technical Condition: Poor Excellent ◆ </p> <p>Comments:</p>							
EDITS Prevention	Access prevention for employee job status changes (terminations, transfers)	Other	Mostly internal to agency	Server	2005	2005	Maturity	0 - \$100k
	<p>Business Value: Low High ◆ </p> <p>Technical Condition: Poor Excellent ◆ </p> <p>Comments:</p>							

Application Portfolio - updated: 2010

Application	Description	Business Purpose	Customer Group	Platform	Implemented	Last Update	Life Cycle Stage	Operations Cost
Electronic Benefits Transfer EBT	To provide benefits to clients via Point of Sale (POS) terminals in grocery stores and public assistance cash benefits through Automated Teller Machines (ATMs) available through major banking networks. Done to meet federal Supplemental Nutrition Assistance Program (SNAP) requirement (adding cash benefit programs was optional); for purposes of efficiency (replaced paper Food Stamp coupons for all clients and cash warrant filing/handling for clients who chose to receive benefits through EBT); to reduce fraud (coupons could be marketed on the street); and, as a client service (could access benefits online, allowed mainstreaming).	Other	Specific sub-group of customers or clients	Server	1998	2010	Maturity	greater than \$1 million
	<p>Business Value:  Technical Condition:  Comments:</p>							
Electronic Document Management System EDMS	The EDMS system improves business processing efficiency and customer service by making information available electronically to workers. The EDMS system began as a response to multiple requests from business units for document management solutions. In 2011, EDMS will migrate to a new technology platform and upgrade to FileNet 4.5.	Other	Mostly internal to agency	Server	2002	2010	Maturity	greater than \$1 million
	<p>Business Value:  Technical Condition:  Comments:</p>							

Application Portfolio - updated: 2010

Application	Description	Business Purpose	Customer Group	Platform	Implemented	Last Update	Life Cycle Stage	Operations Cost
Electronic Forms and Documents eDocs	The eDocs system is a cost effective means for developing and electronically distributing DHS's forms, brochures and other documents. This system provides clients, counties, providers and other business partners Web access to over 2,800 documents including over 1,400 non-English documents representing 12 languages. The eDocs system is being developed to support an enterprise approach toward automating business process workflows; permitting a reusable environment for the secure, efficient exchange of information between DHS and its business partners.	Other	Mostly citizens at large	Server	2002	2010	Maturity	\$500k - \$1 million
	<p>Low High</p> <p>Business Value: _____ ◆ _____ Technical Condition: _____ ◆ _____ Comments:</p>							
Electronic Inter-office Requisition EIOR	Captures, routes, and manages information to support the purchase requisition approval process.	Procurement	Mostly internal to agency	Server	2004	2010	Maturity	0 - \$100k
	<p>Low High</p> <p>Business Value: _____ ◆ _____ Technical Condition: _____ ◆ _____ Comments:</p>							
Electronic Watch Reports	Critical operational management reporting for MSOP's operation, such as Incident Reports, Residential Reports, Client Audit Tool, etc.	Health care administration	Mostly internal to agency	Server	2010	2010	Maturity	0 - \$100k
	<p>Low High</p> <p>Business Value: _____ ◆ _____ Technical Condition: _____ ◆ _____ Comments:</p>							
Eligibility Verification System EVS	Web-based system - using interactive or X12 batch transactions or Interactive Voice Response- that provides information to health care providers regarding MHCP client eligibility.	Health care administration	Vendors or business partners	Server	2003	2006	Growth	0 - \$100k
	<p>Low High</p> <p>Business Value: _____ ◆ _____ Technical Condition: _____ ◆ _____ Comments:</p>							

Application Portfolio - updated: 2010

Application	Description	Business Purpose	Customer Group	Platform	Implemented	Last Update	Life Cycle Stage	Operations Cost
Enrollment Summary/Capitation Enrollment Analysis	Tracks and monitors health plan enrollment and rate calculations.	Health care administration	Mostly internal to agency	Mainframe	1993	2000	Maturity	0 - \$100k
	<p>Business Value: Low High ◆ </p> <p>Technical Condition: Poor Excellent ◆ </p> <p>Comments:</p>							
Enterprise Grants Management System EGMS	Tracks grants and makes payments to grant vendors based on submitted expenditures.	Grants management	Vendors or business partners	Server	2007	2010	Growth	0 - \$100k
	<p>Business Value: Low High ◆ </p> <p>Technical Condition: Poor Excellent ◆ </p> <p>Comments:</p>							
EO Charges	Tracks and reports discrimination charges filed with federal and state enforcement agencies.	Other	Mostly internal to agency	Server	2001	2009	Maturity	0 - \$100k
	<p>Business Value: Low High ◆ </p> <p>Technical Condition: Poor Excellent ◆ </p> <p>Comments:</p>							
eShopping	For facilities to place grocery orders with vendor	Other	Mostly internal to agency	Server	2007	2007	Growth	0 - \$100k
	<p>Business Value: Low High ◆ </p> <p>Technical Condition: Poor Excellent ◆ </p> <p>Comments:</p>							
Estate Claims System	Tracks the deferred charges of deceased SOS clients identified by the Death Match System, generates estate claim documents and tracks status of estate claims.	Accounting and budgeting	Mostly internal to agency	Server	2004	2009	Maturity	0 - \$100k
	<p>Business Value: Low High ◆ </p> <p>Technical Condition: Poor Excellent ◆ </p> <p>Comments:</p>							
Fair Hearings Database	Tracks and compiles information about fair hearings, supports appeals scheduling, and issues notices.	Other	Mostly internal to agency	Server	1998	2010	Maturity	0 - \$100k
	<p>Business Value: Low High ◆ </p> <p>Technical Condition: Poor Excellent ◆ </p> <p>Comments:</p>							
Fair Hearings Decisions	Tracks and compiles information about fair hearings, supports appeals scheduling, and issues notices.	Other	Mostly internal to agency	Server	1998	2010	Maturity	0 - \$100k
	<p>Business Value: Low High ◆ </p> <p>Technical Condition: Poor Excellent ◆ </p> <p>Comments:</p>							

Application Portfolio - updated: 2010

Application	Description	Business Purpose	Customer Group	Platform	Implemented	Last Update	Life Cycle Stage	Operations Cost
Federal Food Stamp Reporting	Collects information and generates reports on the Federal food stamp program. Business Value: Low High ◆ 	Other Technical Condition: Poor Excellent ◆ 	Other	Server	2004	2004	Growth	0 - \$100k
Comments: Pieces of this system run on the mainframe, on the DHS Datawarehouse, and on the primary developer's workstation. Final result is manual entry of data to a federal agency.								
Federal Salary Certification System	Generates and accounts for employee certification forms required to be completed by most CO staff funded directly from federal grants. Business Value: Low High ◆ 	Accounting and budgeting Technical Condition: Poor Excellent ◆ 	Mostly internal to agency	Server	2005	2010	Maturity	0 - \$100k
Comments:								
Federal TANF Reporting	Compiles information and generates required Federal reports for the Temporary Assistance to Needy Families (TANF) program. Business Value: Low High ◆ 	Accounting and budgeting Technical Condition: Poor Excellent ◆ 	Other	Mainframe	2000	2010	Maturity	0 - \$100k
Comments:								
FFM Federal Fund Management	Tracks draws and provides reports to support Program Management System federal distribution reports. Business Value: Low High ◆ 	Other Technical Condition: Poor Excellent ◆ 	Mostly internal to agency	Server	2003	2010	Maturity	0 - \$100k
Comments:								
FileTracker Database	Tracks and reports HIV application and insurance data. Business Value: Low High ◆ 	Health care administration Technical Condition: Poor Excellent ◆ 	Mostly internal to agency	Server	2007	2009	Decline	0 - \$100k
Comments:								
Financial File Transfer System FFTS	Tracks the location and disposition of SOS client financial files obtained for estate claim purposes from the central file storage center at Anoka RTC. Business Value: Low High ◆ 	Health care administration Technical Condition: Poor Excellent ◆ 	Mostly internal to agency	Server	2004	2009	Maturity	0 - \$100k
Comments:								

Application Portfolio - updated: 2010

Application	Description	Business Purpose	Customer Group	Platform	Implemented	Last Update	Life Cycle Stage	Operations Cost
Financial Management MAPS Billing FMMB	Collects invoice information from 10 different DHS programs and formats/sends it electronically to MAPS for creating/sending invoices and statements.	Accounting and budgeting	Mostly internal to agency	Server	2008	2010	Maturity	0 - \$100k
	<p>Business Value: Low High ◆ </p> <p>Technical Condition: Poor Excellent ◆ </p> <p>Comments:</p>							
FOD Links System	Web-based platform used by FOD management team for the posting of employee handbook information on division wide topics and internal policies and procedures not suited for Infolink.	Legislation and policy	Mostly internal to agency	Server	2008	2010	Maturity	0 - \$100k
	<p>Business Value: Low High ◆ </p> <p>Technical Condition: Poor Excellent ◆ </p> <p>Comments:</p>							
FOD Registration Admin System	Used by Social Service Time Study training coordinator to register trainees and users in efficient manner for Federal mandatory annual training.	Other	Mostly internal to agency	Server	2008	2008	Maturity	0 - \$100k
	<p>Business Value: Low High ◆ </p> <p>Technical Condition: Poor Excellent ◆ </p> <p>Comments:</p>							
FOD Work Plan System	Used by FOD management team to manage and report on FOD's overall work plan. Staff have access to quarterly work plan updates (reports) posted to FODLinks.	Other	Mostly internal to agency	Server	2008	2010	Maturity	0 - \$100k
	<p>Business Value: Low High ◆ </p> <p>Technical Condition: Poor Excellent ◆ </p> <p>Comments:</p>							
Force Edit Changes	Track edits that are forced for one day.	Other	Mostly internal to agency	Server	2006	2010	Maturity	0 - \$100k
	<p>Business Value: Low High ◆ </p> <p>Technical Condition: Poor Excellent ◆ </p> <p>Comments:</p>							
HCO Point of Sale	Pharmacy claims system.	Health care administration	Vendors or business partners	Server	2003	2010	Maturity	\$100k - \$500k
	<p>Business Value: Low High ◆ </p> <p>Technical Condition: Poor Excellent ◆ </p> <p>Comments:</p>							

Application Portfolio - updated: 2010

Application	Description	Business Purpose	Customer Group	Platform	Implemented	Last Update	Life Cycle Stage	Operations Cost
Healthcare Audit Processing	System to automate specific health care transactions.	Other	Mostly internal to agency	PC	2006	2008	Maturity	0 - \$100k
	<p>Business Value: Low High ◆ </p> <p>Technical Condition: Poor Excellent ◆ </p> <p>Comments:</p>							
HealthQuest	Used by counties, state operations, regional treatment center, and tribal eligibility workers to submit and receive answers to policy questions about Minnesota Health Care Programs.	Other	Local government/Higher Ed/E-12 Ed	Server	2001	2001	Decline	0 - \$100k
	<p>Business Value: Low High ◆ </p> <p>Technical Condition: Poor Excellent ◆ </p> <p>Comments:</p>							
HIPAA Disclosure Tracking System	To provide individuals with an accounting of the disclosures of their protected health information (PHI) made by DHS to third parties for certain types of lawful purposes. Maintaining information about these disclosures and availing the information to individuals upon request is required under the privacy requirements of HIPAA.	Other	Mostly internal to agency	Server	2003	2003	Maturity	0 - \$100k
	<p>Business Value: Low High ◆ </p> <p>Technical Condition: Poor Excellent ◆ </p> <p>Comments:</p>							
Home Care PCA Provider reviews	Used by Disability Services to maintain information on PCA Providers for evaluation and monitoring for Quality Assurance. Includes contact information, size, employees, recipients, Service authorizations and claims with additional information tracked individually and aggregate. Expanding to use interdepartmentally.	Other	Mostly internal to agency	PC	2009	2010	Maturity	0 - \$100k
	<p>Business Value: Low High ◆ </p> <p>Technical Condition: Poor Excellent ◆ </p> <p>Comments:</p>							

Application	Description	Business Purpose	Customer Group	Platform	Implemented	Last Update	Life Cycle Stage	Operations Cost
Hospital Disproportionate Share Match	Compares data to verify that hospitals are eligible for Federal reimbursement for a disproportionately high case load of welfare patients.	Accounting and budgeting	Mostly internal to agency	Server	2009	2009	Maturity	0 - \$100k
	<p>Business Value: Low High ◆ </p> <p>Technical Condition: Poor Excellent ◆ </p> <p>Comments:</p>							
Host County Contract	A webbase that collects provider and host contact information, provided services and their rates. Icon in MN-ITS allows providers, counties, tribes, Managed Care Plans to access the webbase. Files are pushed to MMIS to assist in the maintenance of Provider files and provider rates.	Health care administration	Mostly internal to agency	Server	2009	2009	Maturity	0 - \$100k
	<p>Business Value: Low High ◆ </p> <p>Technical Condition: Poor Excellent ◆ </p> <p>Comments:</p>							
ibase	This is an intelligence gathering software that the Office of Special Investigation unit within MSOP uses.	Other	Mostly internal to agency	Server	2007	2010	Growth	0 - \$100k
	<p>Business Value: Low High ◆ </p> <p>Technical Condition: Poor Excellent ◆ </p> <p>Comments:</p>							
ICF/MR Facility System	Used by Disability Services to maintain information on ICF-MR facilities, including contact information, size and type of facility, rate information (current and history), recipient movement from one facility to another, and annual income and expense for the individual homes.	Other	Mostly internal to agency	Server	2009	2009	Maturity	0 - \$100k
	<p>Business Value: Low High ◆ </p> <p>Technical Condition: Poor Excellent ◆ </p> <p>Comments:</p>							
Image Receipt Processing System ImageRPS	Images and processes receipts (checks and cash) for MinnesotaCare, Drug Rebate, Department of Public Safety, and other sources.	Accounting and budgeting	Mostly citizens at large	Server	1998	2010	Growth	0 - \$100k
	<p>Business Value: Low High ◆ </p> <p>Technical Condition: Poor Excellent ◆ </p> <p>Comments:</p>							

Application Portfolio - updated: 2010

Application	Description	Business Purpose	Customer Group	Platform	Implemented	Last Update	Life Cycle Stage	Operations Cost
Income Maintenance Random Moment Time Study IMRMS	Tracks county worker time to support allocation of Income Maintenance Program costs	Accounting and budgeting	Mostly internal to agency	Server	1999	2009	Maturity	0 - \$100k
	<p>Business Value: Low High ◆ </p> <p>Technical Condition: Poor Excellent ◆ </p> <p>Comments:</p>							
Inpatient Fee-for-Service Rate Setting	Pulls claims data to analyze and develop inpatient fee-forservice rates.	Accounting and budgeting	Mostly internal to agency	Server	1993	2010	Maturity	0 - \$100k
	<p>Business Value: Low High ◆ </p> <p>Technical Condition: Poor Excellent ◆ </p> <p>Comments:</p>							
Interstate Compact	Tracks placement of Minnesota children in other states and children from other states coming to Minnesota for foster care, private parent placement, Residential Treatment Centers and adoption.	Other	Mostly internal to agency	PC	1990	2004	Decline	0 - \$100k
	<p>Business Value: Low High ◆ </p> <p>Technical Condition: Poor Excellent ◆ </p> <p>Comments: Currently in process to move this function into SSIS into 2011.</p>							
License Access # 2 Appeals	Tracks process of licensing appeals for family childcare, family foster care, and adult foster care.	Other	Mostly internal to agency	PC	1997	2000	Decline	0 - \$100k
	<p>Business Value: Low High ◆ </p> <p>Technical Condition: Poor Excellent ◆ </p> <p>Comments:</p>							
Licensing Fees and Fines	Allows licensed facilities to pay fees and fines over the Web using bank check cards and Visa/Master Cards.	Accounting and budgeting	Specific sub-group of customers or clients	Server	1999	2009	Maturity	0 - \$100k
	<p>Business Value: Low High ◆ </p> <p>Technical Condition: Poor Excellent ◆ </p> <p>Comments:</p>							

Application Portfolio - updated: 2010

Application	Description	Business Purpose	Customer Group	Platform	Implemented	Last Update	Life Cycle Stage	Operations Cost
Licensing Information System	To automate virtually all operational functions related to human services licensing, including: license issuance, conducting background studies, maintaining records of complaints and maltreatment investigations, and maintaining data regarding regulatory activities such as site visits, licensing actions and appeal-related activities.	Licenses or permits	Mostly citizens at large	Server	1999	2010	Maturity	\$500k - \$1 million
	<p>Low High</p> <p>Business Value: Technical Condition: Comments:</p>							
Local Collaborative Time Study LCTS	Tracks and allocates social service activities and costs of collaborative partners and generates claims for federal reimbursement of eligible expenses.	Accounting and budgeting	Mostly internal to agency	Server	2000	2010	Maturity	0 - \$100k
	<p>Low High</p> <p>Business Value: Technical Condition: Comments:</p>							
LOCUS	Determines the level of care needed by a patient	Health care administration	Mostly internal to agency	Server	2006	2006	Maturity	0 - \$100k
	<p>Low High</p> <p>Business Value: Technical Condition: Comments:</p>							
Log Letters Continuing Care	Tracks paper Commissioner's Office correspondence related to Continuing Care.	Other	Mostly internal to agency	PC	2006	2006	Decline	0 - \$100k
	<p>Low High</p> <p>Business Value: Technical Condition: Comments:</p>							
MA Lien Client Server	Tracks documentation and status of MA liens and Notices of Potential Claim (NPC), which have been filed to secure DHS' claim against real property of MA clients meeting certain criteria. Records Special Needs Trusts and annuities where DHS is named beneficiary upon the death of the client.	Health care administration	Mostly internal to agency	Server	2003	2003	Maturity	0 - \$100k
	<p>Low High</p> <p>Business Value: Technical Condition: Comments:</p>							

Application Portfolio - updated: 2010

Application	Description	Business Purpose	Customer Group	Platform	Implemented	Last Update	Life Cycle Stage	Operations Cost
MA-EPD Premium Estimator	Allows anyone to enter income and household information to determine an estimated monthly MA-EPD premium amount.	Other	Mostly citizens at large	Server	2003	2004	Maturity	0 - \$100k
	<p>Business Value: Low High ◆ </p> <p>Technical Condition: Poor Excellent ◆ </p> <p>Comments:</p>							
MA-EPD Premium Payments	Allows MA-EPD clients to pay monthly premiums over the Internet using bank check cards, VISA/Master Cards and checking account access numbers.	Accounting and budgeting	Mostly citizens at large	Server	1999	2009	Maturity	0 - \$100k
	<p>Business Value: Low High ◆ </p> <p>Technical Condition: Poor Excellent ◆ </p> <p>Comments:</p>							
Magic - TED	Tracks equipment inventory and clients served by the Telephone Equipment Distribution Program.	Benefits determination	Mostly internal to agency	Server	2009	2010	Maturity	0 - \$100k
	<p>Business Value: Low High ◆ </p> <p>Technical Condition: Poor Excellent ◆ </p> <p>Comments:</p>							
MAXIS	Used by county, nonprofit agency and tribal workers to determine client eligibility for health care, IV-E foster care, cash and food assistance programs. Issues cash and food program benefits to clients, tracks client overpayments and collections, supports fraud control and service integration, and provides required/requested reports to federal, state and county government. Provides legal notices to clients as required by cash, food and health care programs rules and statutes.	Benefits determination	Other	Mainframe	1990	2010	Maturity	greater than \$1 million
	<p>Business Value: Low High ◆ </p> <p>Technical Condition: Poor Excellent ◆ </p> <p>Comments:</p>							











Application Portfolio - updated: 2010

Application	Description	Business Purpose	Customer Group	Platform	Implemented	Last Update	Life Cycle Stage	Operations Cost
MEC² Minnesota Electronic Child Care System	To help parents who need child care assistance by providing county and state staff with automated case management tools to deliver Minnesota's Child Care Assistance Program (CCAP). The system helps determine client eligibility, pays providers, supports program integrity and tracks child care expenses.	Benefits determination and payments	Other	Mainframe	2008	2009	Maturity	0 - \$100k
	<p>Business Value: </p> <p>Technical Condition: </p> <p>Comments:</p>							
MEC² PRO Minnesota Electronic Child Care - Provider Resources Online	Provides access for day care providers to access and submit their bills for child care; integrated directly with MEC ² for electronic billing	Other	Vendors or business partners	Mainframe	2008	2008	Maturity	0 - \$100k
	<p>Business Value: </p> <p>Technical Condition: </p> <p>Comments:</p>							
Medicaid Management Information System MMIS	Provides centralized claims payment for the Minnesota Health Care Program through the integration of sub-systems which process/maintain claims, providers, recipients, screenings, prior authorization and service agreements, reference, federal reporting, financial control, third party liability and managed care.	Health care administration	Vendors or business partners	Mainframe	1993	2010	Maturity	greater than \$1 million
	<p>Business Value: </p> <p>Technical Condition: </p> <p>Comments:</p>							
MediwareWORx	Pharmacy management software suite. Provides Medication management, interaction warnings, inventory management and reporting.	Health care delivery	Specific sub-group of customers or clients	Server	2006	2010	Maturity	0 - \$100k
	<p>Business Value: </p> <p>Technical Condition: </p> <p>Comments:</p>							
Mental Health Information System	Collection of various data sets within Mental Health.	Health care administration	Mostly internal to agency	Server	1998	1998	Maturity	0 - \$100k
	<p>Business Value: </p> <p>Technical Condition: </p> <p>Comments:</p>							

Application Portfolio - updated: 2010

Application	Description	Business Purpose	Customer Group	Platform	Implemented	Last Update	Life Cycle Stage	Operations Cost
Methadone Registry	Tracking and reporting application to manage the State's Methadone Treatment Program.	Other	Mostly internal to agency	Server	2005	2009	Maturity	0 - \$100k
	<p style="text-align: center;">Low High</p> <p>Business Value: <u> </u> ◆ <u> </u></p> <p style="text-align: center;">Poor Excellent</p> <p>Technical Condition: <u> </u> ◆ <u> </u></p> <p>Comments:</p>							
Minimum Data Set MDS	Chemical dependency prevention services grantees (counties, tribes, non-profits) use the Internet to submit required activity information to DHS on a monthly basis.	Other	Vendors or business partners	Server	2005	2009	Maturity	0 - \$100k
	<p style="text-align: center;">Low High</p> <p>Business Value: <u> </u> ◆ <u> </u></p> <p style="text-align: center;">Poor Excellent</p> <p>Technical Condition: <u> </u> ◆ <u> </u></p> <p>Comments:</p>							
Minnesota Board on Aging Grant Utility System	Used by the Area Agencies on Aging to submit their expenditure and program data	Grants management	Vendors or business partners	Server	2002	2003	Decline	0 - \$100k
	<p style="text-align: center;">Low High</p> <p>Business Value: <u> </u> ◆ <u> </u></p> <p style="text-align: center;">Poor Excellent</p> <p>Technical Condition: <u> </u> ◆ <u> </u></p> <p>Comments: Considering improvements</p>							
Minnesota Child Support On-Line MCSO	Allows parents receiving child support enforcement services all-hours access to information about their cases, track progress, get contact information, check appointments, and access information about payments and financial status of their case without relying upon their caseworker's availability. A front end to Child Support's production system, it is also used by employers to provide information and processing options.	Other	Mostly citizens at large	Mainframe	2003	2010	Growth	\$500k - \$1 million
	<p style="text-align: center;">Low High</p> <p>Business Value: <u> </u> ◆ <u> </u></p> <p style="text-align: center;">Poor Excellent</p> <p>Technical Condition: <u> </u> ◆ <u> </u></p> <p>Comments:</p>							
Minnesota Restricted Recipient Program MRRP	Stores mailing information about recipients, and details about PMQI-SIRS investigations.	Health care administration	Mostly internal to agency	Server	1998	1998	Decline	0 - \$100k
	<p style="text-align: center;">Low High</p> <p>Business Value: <u> </u> ◆ <u> </u></p> <p style="text-align: center;">Poor Excellent</p> <p>Technical Condition: <u> </u> ◆ <u> </u></p> <p>Comments: Application is obsolete and needs replacement</p>							

Application Portfolio - updated: 2010

Application	Description	Business Purpose	Customer Group	Platform	Implemented	Last Update	Life Cycle Stage	Operations Cost
Minnesota Revenue Enhancement Program MREP Database	Database that assists in monitoring and tracking nursing home claims to make sure providers bill Medicare for Minnesota Health Care Program (MHCP) recipients who have Medicare coverage.	Health care administration	Mostly internal to agency	Server	1990	2007	Decline	0 - \$100k
	<p>Business Value:  Technical Condition: </p> <p>Comments: There is an initiative to replace this with a web-based application, but it's not clear what priority it will receive.</p>							
Minnesota RxConnect and RxPrice Compare	DHS provides hosting services for the state site that offers information about prescription medicine, safety and cost-saving tips and programs to help Minnesotans pay for prescription medications. Also, allows the public search for pharmacies and prices for specific medications by city, county or ZIP code.	Other	Mostly citizens at large	Server	2006	2008	Maturity	0 - \$100k
	<p>Business Value:  Technical Condition: </p> <p>Comments:</p>							
MinnesotaCare American Indian Waived Payments	Search and view account information for MinnesotaCare American Indian clients that receive a payment waiver. Ability to enter, track and print payments waived for American Indian clients.	Health care administration	Mostly internal to agency	Server	2010	2010	Maturity	0 - \$100k
	<p>Business Value:  Technical Condition: </p> <p>Comments:</p>							
MinnesotaCare Fraud Case Management	Case management and tracking database for recipient eligibility fraud investigations	Health care administration	Mostly internal to agency	Server	2000	2010	Maturity	0 - \$100k
	<p>Business Value:  Technical Condition: </p> <p>Comments:</p>							
MinnesotaCare Military Client Waived Payments	Search and view account information for MinnesotaCare military clients that receive a 12 month payment waiver. Ability to enter, track and print payments waived for military clients.	Health care administration	Mostly internal to agency	Server	2009	2009	Maturity	0 - \$100k
	<p>Business Value:  Technical Condition: </p> <p>Comments:</p>							

Application Portfolio - updated: 2010

Application	Description	Business Purpose	Customer Group	Platform	Implemented	Last Update	Life Cycle Stage	Operations Cost
MinnesotaCare Premium Payments	Allows MinnesotaCare clients to pay monthly premiums over the Internet using bank check cards, Visa/Master Cards, and checking account access numbers.	Accounting and budgeting	Specific sub-group of customers or clients	Server	2008	2009	Maturity	0 - \$100k
	<p>Business Value: Low High ◆ </p> <p>Technical Condition: Poor Excellent ◆ </p> <p>Comments:</p>							
MinnesotaHelp Network Client Tracking Application	Provides client tracking capability to Senior LinkAge Line® and Disability Linkage Line call specialists, health insurance counselors and volunteers at 15 sites around the state.	Other	Mostly internal to agency	Server	2002	2009	Maturity	\$500k - \$1 million
	<p>Business Value: Low High ◆ </p> <p>Technical Condition: Poor Excellent ◆ </p> <p>Comments:</p>							
MinnesotaHelp.Info	A Web-based application that provides community resource information for consumers of all ages, caregivers and professionals. Its purpose is to ensure accurate and timely delivery of the most up-to-date information about a variety of resources through Web interfaces that are consumer-friendly, easy to use and highly accessible.	Other	Specific sub-group of customers or clients	Server	2003	2009	Maturity	\$500k - \$1 million
	<p>Business Value: Low High ◆ </p> <p>Technical Condition: Poor Excellent ◆ </p> <p>Comments:</p>							
MN RAPID	Collects payments related to child support cases for posting in PRISM.	Accounting and budgeting	Mostly internal to agency	Server	1998	2010	Maturity	0 - \$100k
	<p>Business Value: Low High ◆ </p> <p>Technical Condition: Poor Excellent ◆ </p> <p>Comments:</p>							

Application Portfolio - updated: 2010

Application	Description	Business Purpose	Customer Group	Platform	Implemented	Last Update	Life Cycle Stage	Operations Cost
MN-ITS Web-based Information Transfer System	To provide a portal for customers and business partners of DHS to the eCommerce applications maintained by Health Care Operations. These applications include a fast, effective and secure method for health care providers to submit claims and other information to the Medicaid Management Information System (MMIS) and for the MMIS to issue payment and eligibility information to providers. Additional applications accessible through MN-ITS include Minnesota Health Insurance Exchange (MN-HIE), Health Information Request (HIR), Smart Prior Authorizations, Children's Mental Health assessments, National Drug Code (NDC) Lookup, Pay for Performance, Recipient History, MN-ITS mailboxes and Health Care Homes. MN-ITS allows DHS to comply with federal mandates from HIPAA and national standards for health care and health insurance providers to electronically transmit health care service claims.	Health care administration	Vendors or business partners	Server	2004	2010	Maturity	\$500k - \$1 million
	<p>Business Value: Low High ◆ </p> <p>Technical Condition: Poor Excellent ◆ </p> <p>Comments:</p>							
MSOP Canteen Application	For patients to order personal commissary items.	Procurement	Specific sub-group of customers or clients	Server	2009	2009	Maturity	0 - \$100k
	<p>Business Value: Low High ◆ </p> <p>Technical Condition: Poor Excellent ◆ </p> <p>Comments:</p>							
NACCRRWare	Child care resource & referral system database of MN child care programs and parents using referral services.	Education - E-12	Specific sub-group of customers or clients	Server	2000	2010	Maturity	0 - \$100k
	<p>Business Value: Low High ◆ </p> <p>Technical Condition: Poor Excellent ◆ </p> <p>Comments:</p>							
NAPIS State Reporting Tool	Federally mandated reporting system for all Title III (aging) programs	Other	Mostly internal to agency	Server	2007	2009	Maturity	0 - \$100k
	<p>Business Value: Low High ◆ </p> <p>Technical Condition: Poor Excellent ◆ </p> <p>Comments:</p>							

Application Portfolio - updated: 2010

Application	Description	Business Purpose	Customer Group	Platform	Implemented	Last Update	Life Cycle Stage	Operations Cost
NetStudy	Providers that are required to have a background study can enter their requests electronically.	Licenses or permits	Vendors or business partners	Server	2004	2010	Maturity	0 - \$100k
	<p>Business Value: Low High ◆ </p> <p>Technical Condition: Poor Excellent ◆ </p> <p>Comments:</p>							
Noridian	Provides online Medicare billing.	Health care administration	Mostly internal to agency	Server	2004	2010	Maturity	0 - \$100k
	<p>Business Value: Low High ◆ </p> <p>Technical Condition: Poor Excellent ◆ </p> <p>Comments:</p>							
Nursing Facility Provider Portal	Web-based, password-protected application for receiving annual cost report information from facilities, and posting facility-specific reports, including rate notices.	Accounting and budgeting	Specific sub-group of customers or clients	Server	2007	2010	Maturity	0 - \$100k
	<p>Business Value: Low High ◆ </p> <p>Technical Condition: Poor Excellent ◆ </p> <p>Comments:</p>							
Nursing Facility Rate Setting	Calculates Medicaid reimbursement rates for nursing home residents to support accurate claim payment, and to maintain the Nursing Home Database on the DHS public website.	Accounting and budgeting	Mostly internal to agency	Server	1985	2010	Maturity	0 - \$100k
	<p>Business Value: Low High ◆ </p> <p>Technical Condition: Poor Excellent ◆ </p> <p>Comments:</p>							
Nursing Home Sanctions/Surveys & Immediate Jeopardy	Tracks nursing home sanctions/surveys or denial of payment, and nursing home immediate jeopardies.	Health care administration	Mostly internal to agency	PC	1995	2000	Decline	0 - \$100k
	<p>Business Value: Low High ◆ </p> <p>Technical Condition: Poor Excellent ◆ </p> <p>Comments:</p>							
Nursing Home Tracking Databases	Provides tracking and reporting of nursing home patients and authorizations and nursing home certification.	Health care administration	Mostly internal to agency	PC	1990	1990	Maturity	0 - \$100k
	<p>Business Value: Low High ◆ </p> <p>Technical Condition: Poor Excellent ◆ </p> <p>Comments:</p>							
Nutrition/Dietary - St. Peter	Provides patient location and nutrition information - St. Peter facility.	Health care delivery	Mostly internal to agency	Server	1997	2006	Decline	0 - \$100k
	<p>Business Value: Low High ◆ </p> <p>Technical Condition: Poor Excellent ◆ </p> <p>Comments: This application will be retired as soon as the new version is installed and operational - tentatively targeted for 2011.</p>							

Application Portfolio - updated: 2010

Application	Description	Business Purpose	Customer Group	Platform	Implemented	Last Update	Life Cycle Stage	Operations Cost
OEO Agency Database	Collects contact information to support mailings, printed directories, contract documents and other administrative tasks for the OEO.	Other	Mostly internal to agency	Server	2000	2003	Maturity	0 - \$100k
	<p>Business Value: Low High ◆ </p> <p>Technical Condition: Poor Excellent ◆ </p> <p>Comments:</p>							
Ombudsman Case Tracking	Web-based application to track managed care ombudsman cases.	Health care administration	Mostly internal to agency	Server	2000	2000	Decline	0 - \$100k
	<p>Business Value: Low High ◆ </p> <p>Technical Condition: Poor Excellent ◆ </p> <p>Comments: This application will be retired as soon as the data is made available in a different manner.</p>							
Ombudsman DTR Database	Collects and tracks managed care DTR, grievance and appeal and State fair hearing data.	Health care administration	Mostly internal to agency	Server	1999	2010	Decline	0 - \$100k
	<p>Business Value: Low High ◆ </p> <p>Technical Condition: Poor Excellent ◆ </p> <p>Comments: Application will be replaced by web-based application.</p>							
Ombudsman MCO Database	Web-based application that Managed Care Organizations (MCOs) can enter denials, terminations, and reductions.	Health care administration	Specific sub-group of customers or clients	Server	2010	2010	Maturity	0 - \$100k
	<p>Business Value: Low High ◆ </p> <p>Technical Condition: Poor Excellent ◆ </p> <p>Comments:</p>							
OmbudsManager	Tracks client complaint case management activity to clients living in nursing homes, housing with services, or receiving in-home services. Tracks Ombudsman program activity related to the rights of clients receiving long-term care services. Provides reports on ombudsman activities.	Health care administration	Other	Server	2001	2010	Maturity	0 - \$100k
	<p>Business Value: Low High ◆ </p> <p>Technical Condition: Poor Excellent ◆ </p> <p>Comments:</p>							
OP Evaluation DB - St Peter	Tracks and evaluates Rule 20 information - St. Peter facility.	Health care administration	Mostly internal to agency	Server	2002	2009	Maturity	0 - \$100k
	<p>Business Value: Low High ◆ </p> <p>Technical Condition: Poor Excellent ◆ </p> <p>Comments:</p>							











Application Portfolio - updated: 2010

Application	Description	Business Purpose	Customer Group	Platform	Implemented	Last Update	Life Cycle Stage	Operations Cost
Optima IMS Information Management System	Stores data and associated images from the various document scanning processes that are part of the Receipt Processing System. Partner system to Wausau Financial System Receipts Processing System.	Accounting and budgeting	Vendors or business partners	Server	2001	2010	Growth	0 - \$100k
	<p>Business Value: Low High ◆ </p> <p>Technical Condition: Poor Excellent ◆ </p> <p>Comments:</p>							
Out of State Room Authorizations Database	Tracks room authorizations for facilities outside of Minnesota.	Health care administration	Mostly internal to agency	PC	1993	1993	Maturity	0 - \$100k
	<p>Business Value: Low High ◆ </p> <p>Technical Condition: Poor Excellent ◆ </p> <p>Comments:</p>							
Outreach Agency Tracking	Tracks applications submitted by community agencies for reimbursement for successful enrollment of individuals into Minnesota Health Care Programs.	Health care administration	Mostly internal to agency	Server	2008	2009	Maturity	0 - \$100k
	<p>Business Value: Low High ◆ </p> <p>Technical Condition: Poor Excellent ◆ </p> <p>Comments:</p>							
Parent Aware	Tracks and reports star ratings of early childhood programs to help parents find quality child care.	Education - E-12	Specific sub-group of customers or clients	Server	2008	2010	Maturity	0 - \$100k
	<p>Business Value: Low High ◆ </p> <p>Technical Condition: Poor Excellent ◆ </p> <p>Comments:</p>							
Parental Fee Automatic Withdrawal Payment	Creates CITA payments for auto withdrawal from parental fee accounts.	Accounting and budgeting	Specific sub-group of customers or clients	Server	2007	2010	Maturity	0 - \$100k
	<p>Business Value: Low High ◆ </p> <p>Technical Condition: Poor Excellent ◆ </p> <p>Comments:</p>							
Parental Fee Estimator	External website that allows parents, counties to estimate their fee based on their input.	Other	Mostly citizens at large	Server	2010	2010	Maturity	0 - \$100k
	<p>Business Value: Low High ◆ </p> <p>Technical Condition: Poor Excellent ◆ </p> <p>Comments:</p>							

Application Portfolio - updated: 2010

Application	Description	Business Purpose	Customer Group	Platform	Implemented	Last Update	Life Cycle Stage	Operations Cost
Parental Fees	Collects information to set parental fees for parents of disabled children. Allows parents of children receiving specified services to pay slicing scale fees via credit card or bank accounts over the Web.	Accounting and budgeting	Mostly internal to agency	Server	2002	2010	Maturity	0 - \$100k
	<p>Business Value: Low High ◆ </p> <p>Technical Condition: Poor Excellent ◆ </p> <p>Comments:</p>							
PCA and Waiver Appeal Tracking System	Tracks appeals submitted by citizens regarding Community Alternative Care, Community Alternatives for Disabled Individuals, Traumatic Brain Injury, Mental Retardation/Related Conditions waivers; Day Training and Habilitation, Intermediate Care Facility for Persons with Mental Retardation; Personal Care Assistance/Homecare; Developmental Disabilities Case Management and other managed care services. This system identifies the county, program, issue and appeal decision – affirmed, reversed, withdrawn, or dismissed.	Health care administration	Mostly internal to agency	Server	2006	2010	Maturity	0 - \$100k
	<p>Business Value: Low High ◆ </p> <p>Technical Condition: Poor Excellent ◆ </p> <p>Comments:</p>							
Policy Quest	Used by counties to submit and receive answers to policy questions about some programs in DHS Children and Family Services administration.	Other	Local government/Higher Ed/E-12 Ed	Server	2004	2010	Maturity	0 - \$100k
	<p>Business Value: Low High ◆ </p> <p>Technical Condition: Poor Excellent ◆ </p> <p>Comments:</p>							
Post Adoption Referrals	Tracks, refers, generates responses to adopted adults and birth parents who have questions about their birth families.	Other	Mostly internal to agency	PC	2000	2005	Decline	0 - \$100k
	<p>Business Value: Low High ◆ </p> <p>Technical Condition: Poor Excellent ◆ </p> <p>Comments: Upgrade of this application to Access 2010 failed. There is currently no project underway to move this functionality to SSIS.</p>							

Application Portfolio - updated: 2010

Application	Description	Business Purpose	Customer Group	Platform	Implemented	Last Update	Life Cycle Stage	Operations Cost
Providing Resources to Improve Support in Minnesota PRISM	PRISM is a federally mandated computer system that supports the mission of Minnesota's child support enforcement program: "To benefit children through establishing paternity, establishing and modifying support orders, collecting support and promoting the means to do so."	Other	Local government/Higher Ed/E-12 Ed	Mainframe	1997	2007	Maturity	greater than \$1 million
	<p>Business Value: </p> <p>Technical Condition: </p> <p>Comments:</p>							
Public Guardianship	Provides a tracking system for persons in the State who are under public guardianship, including those currently and formerly, upcoming legal activities, previous activities, a communication log and reporting.	Other	Mostly internal to agency	Server	1997	2009	Maturity	0 - \$100k
	<p>Business Value: </p> <p>Technical Condition: </p> <p>Comments:</p>							
Public/Private Adoption Initiative PPAI	Tracks and reports information to support payment to adoption agencies for services performed on behalf of children and families.	Accounting and budgeting	Mostly internal to agency	Server	1998	2010	Decline	0 - \$100k
	<p>Business Value: </p> <p>Technical Condition: </p> <p>Comments:</p>							
Purchase of Adoption Services	Tracks payments to private adoption and tribal agencies to provide specific adoption services for special needs services.	Accounting and budgeting	Mostly internal to agency	Server	1998	1998	Decline	0 - \$100k
	<p>Business Value: </p> <p>Technical Condition: </p> <p>Comments:</p>							
Quarterly Shelter Survey Database & Reporting	Database for OEO's longitudinal study on shelter use in Minnesota	Other	Mostly internal to agency	Server	2000	2003	Maturity	0 - \$100k
	<p>Business Value: </p> <p>Technical Condition: </p> <p>Comments:</p>							

Application Portfolio - updated: 2010

Application	Description	Business Purpose	Customer Group	Platform	Implemented	Last Update	Life Cycle Stage	Operations Cost
Random Moment Study RMS	Web based application to do random moments. The system emails the county user when there is a email approaching then the user is directed to the web site to fill in their moment on line.	Accounting and budgeting	Local government/Higher Ed/E-12 Ed	Server	2009	2010	Emerging	0 - \$100k
	<p>Business Value: Low High ◆ </p> <p>Technical Condition: Poor Excellent ◆ </p> <p>Comments:</p>							
Refugee Database System RDS	Tracks program participants on services they receive from contracted refugee service providers. Used by internal management team for programs monitoring, funding evaluation, and reporting to the federal funding office.	Grants management	Specific sub-group of customers or clients	Server	2009	2010	Maturity	0 - \$100k
	<p>Business Value: Low High ◆ </p> <p>Technical Condition: Poor Excellent ◆ </p> <p>Comments:</p>							
Release of Info Log - St. Peter	Tracks release of patient information - St. Peter facility.	Health care administration	Mostly internal to agency	Server	2002	2002	Decline	0 - \$100k
	<p>Business Value: Low High ◆ </p> <p>Technical Condition: Poor Excellent ◆ </p> <p>Comments:</p>							
Restraint & Seclusion - St. Peter	Tracks patient restraints and seclusions - St. Peter facility.	Health care administration	Mostly internal to agency	Server	2000	2010	Maturity	0 - \$100k
	<p>Business Value: Low High ◆ </p> <p>Technical Condition: Poor Excellent ◆ </p> <p>Comments:</p>							
Retrospective Drug Utilization Review RetroDUR	To improve recipients' health outcomes and generate cost savings by retrospectively identifying potential drug therapy issues. Annual reporting of the Medicaid Drug Utilization Review program is required by Section 1927(g)(3)(d) of the Social Security Act	Health care administration	Mostly internal to agency	Other	2001	2010	Maturity	\$100k - \$500k
	<p>Business Value: Low High ◆ </p> <p>Technical Condition: Poor Excellent ◆ </p> <p>Comments:</p>							

Agency IT Portfolio: Human Services Dept

Application Portfolio - updated: 2010

Application	Description	Business Purpose	Customer Group	Platform	Implemented	Last Update	Life Cycle Stage	Operations Cost
RevQ Collections System	Tracking of accounts receivables for collection. <div style="display: flex; justify-content: space-between; width: 100%;"> Low High Poor Excellent </div> Business Value: Technical Condition: Comments:	Accounting and budgeting	Mostly internal to agency	Server	2010	2010	Maturity	0 - \$100k
Risk Adjustment for Capitation	Pulls claims data to analyze and set managed care capitation rates. <div style="display: flex; justify-content: space-between; width: 100%;"> Low High Poor Excellent </div> Business Value: Technical Condition: Comments:	Health care administration	Mostly internal to agency	Mainframe	2000	2008	Maturity	0 - \$100k
RSDI	Tracks client eligibility for RSDI and/or SSI Federal county clients to support state cost avoidance. <div style="display: flex; justify-content: space-between; width: 100%;"> Low High Poor Excellent </div> Business Value: Technical Condition: Comments:	Health care administration	Mostly internal to agency	Server	2000	2010	Maturity	0 - \$100k
Satisfaction Survey - Willmar	Tracks patient satisfaction - Willmar facility <div style="display: flex; justify-content: space-between; width: 100%;"> Low High Poor Excellent </div> Business Value: Technical Condition: Comments:	Health care administration	Specific sub-group of customers or clients	PC	2000	2000	Maturity	0 - \$100k
Shared Master Index SMI	To serve multi-need families more effectively through better coordination of services, and to reduce costs through more efficient administration. The SMI provides a single identification number, bringing together information from multiple systems. The application streamlines interchange of information among state and county systems. <div style="display: flex; justify-content: space-between; width: 100%;"> Low High Poor Excellent </div> Business Value: Technical Condition: Comments:	Other	Local government/Higher Ed/E-12 Ed	Server	2005	2010	Maturity	greater than \$1 million
SimplexGrinnell	To provide area security for MSOP facilities <div style="display: flex; justify-content: space-between; width: 100%;"> Low High Poor Excellent </div> Business Value: Technical Condition: Comments:	Health care delivery	Mostly internal to agency	Server	2008	2010	Maturity	0 - \$100k
Single Audit Resolution	Tracks DHS compliance with requirements of the Federal Single Audit Act. <div style="display: flex; justify-content: space-between; width: 100%;"> Low High Poor Excellent </div> Business Value: Technical Condition: Comments:	Grants management	Mostly internal to agency	Server	1996	2008	Maturity	0 - \$100k

Application Portfolio - updated: 2010

Application	Description	Business Purpose	Customer Group	Platform	Implemented	Last Update	Life Cycle Stage	Operations Cost
SNAP Surveys	Manages surveys from building and completing surveys to analyzing responses.	Other	Mostly internal to agency	Server	2007	2010	Maturity	0 - \$100k
	<p>Low High</p> <p>Business Value: <u> </u> ◆ <u> </u></p> <p>Poor Excellent</p> <p>Technical Condition: <u> </u> ◆ <u> </u></p> <p>Comments:</p>							
Social Service Time Study Log Sheet Data Entry SSTS	Used by data entry staff at OET to enter the SSTS log sheet results. Data is then uploaded to SSTS.	Accounting and budgeting	Mostly internal to agency	PC	1998	2004	Decline	0 - \$100k
	<p>Low High</p> <p>Business Value: <u> </u> ◆ <u> </u></p> <p>Poor Excellent</p> <p>Technical Condition: <u> </u> ◆ <u> </u></p> <p>Comments:</p>							
Social Service Time Study SSTS	Tracks and allocates social service activities and costs and generates claims for federal reimbursement of eligible expenses.	Accounting and budgeting	Mostly internal to agency	Server	1998	2010	Maturity	0 - \$100k
	<p>Low High</p> <p>Business Value: <u> </u> ◆ <u> </u></p> <p>Poor Excellent</p> <p>Technical Condition: <u> </u> ◆ <u> </u></p> <p>Comments:</p>							
Social Services Expenditures and Grant Reconciliation SEAGR	Tracks and reports data on statewide county social service revenue and expense.	Accounting and budgeting	Local government/Higher Ed/E-12 Ed	PC	1999	2007	Growth	0 - \$100k
	<p>Low High</p> <p>Business Value: <u> </u> ◆ <u> </u></p> <p>Poor Excellent</p> <p>Technical Condition: <u> </u> ◆ <u> </u></p> <p>Comments:</p>							
Social Services Information System SSIS	Case management system for county social workers supporting child protection, foster care, adoption, children's mental health, and other child welfare programs. Also supports adult maltreatment reporting, waiver claiming, and other adult services.	Child and family protective services	Local government/Higher Ed/E-12 Ed	Server	1999	2010	Maturity	greater than \$1 million
	<p>Low High</p> <p>Business Value: <u> </u> ◆ <u> </u></p> <p>Poor Excellent</p> <p>Technical Condition: <u> </u> ◆ <u> </u></p> <p>Comments:</p>							
SOS MI & D database	Tracks all MI & D patients statewide.	Health care administration	Mostly internal to agency	Server	2005	2005	Maturity	0 - \$100k
	<p>Low High</p> <p>Business Value: <u> </u> ◆ <u> </u></p> <p>Poor Excellent</p> <p>Technical Condition: <u> </u> ◆ <u> </u></p> <p>Comments:</p>							

Application Portfolio - updated: 2010

Application	Description	Business Purpose	Customer Group	Platform	Implemented	Last Update	Life Cycle Stage	Operations Cost
SSIS Collaboration - Lotus Notes	Legacy application that supports multiple collaboration sites. For example one of the sites (Notes applications) for Help Desk tracks information to support collaboration on child welfare policy issues.	Child and family protective services	Mostly internal to agency	Server	1997	2009	Maturity	0 - \$100k
	<p>Business Value: Low High ◆ </p> <p>Technical Condition: Poor Excellent ◆ </p> <p>Comments:</p>							
State Medical Review Team SMRT	Application to track and manage collecting medical records and documentation from MA applicants.	Health care administration	Mostly internal to agency	Server	1997	2010	Maturity	0 - \$100k
	<p>Business Value: Low High ◆ </p> <p>Technical Condition: Poor Excellent ◆ </p> <p>Comments:</p>							
TEFAP Inventory Database	Proprietary database of OEO to track inventory of USDA commodities	Other	Mostly internal to agency	Server	2000	2000	Maturity	0 - \$100k
	<p>Business Value: Low High ◆ </p> <p>Technical Condition: Poor Excellent ◆ </p> <p>Comments:</p>							
Title IV-E Maintenance Claims System	Used by counties to enter and submit Title IV-E claims.	Accounting and budgeting	Local government/Higher Ed/E-12 Ed	Server	2000	2003	Decline	0 - \$100k
	<p>Business Value: Low High ◆ </p> <p>Technical Condition: Poor Excellent ◆ </p> <p>Comments:</p>							
Title IV-E Maintenance Payments	Collects information and processes Title IV-E county claims for federal funds for eligible children in foster care.	Accounting and budgeting	Mostly internal to agency	Server	1999	2010	Maturity	0 - \$100k
	<p>Business Value: Low High ◆ </p> <p>Technical Condition: Poor Excellent ◆ </p> <p>Comments:</p>							
Title IVE Waiver	Uploads data and runs it against Adoption Assistance or Title IVE databases for expense information.	Other	Mostly internal to agency	Server	2008	2008	Maturity	0 - \$100k
	<p>Business Value: Low High ◆ </p> <p>Technical Condition: Poor Excellent ◆ </p> <p>Comments:</p>							

Application Portfolio - updated: 2010

Application	Description	Business Purpose	Customer Group	Platform	Implemented	Last Update	Life Cycle Stage	Operations Cost
Vents	Tracks cost information for facilities to determine cost of individual ventilator-dependent recipients to support claim payment.	Health care administration	Mostly internal to agency	Server	2001	2001	Maturity	0 - \$100k
	<p>Business Value: Low High ◆ </p> <p>Technical Condition: Poor Excellent ◆ </p> <p>Comments:</p>							
Waiver Management System	To provide on-line access for the Mental Retardation or Related Condition (MR/RC) waiver and Community Alternative Care (CAC), Community Alternatives for Disabled Individuals (CADl) and Traumatic Brain Injury (TBI) waiver program for county management.	Health care administration	Local government/Higher Ed/E-12 Ed	Server	2002	2009	Maturity	\$500k - \$1 million
	<p>Business Value: Low High ◆ </p> <p>Technical Condition: Poor Excellent ◆ </p> <p>Comments:</p>							
Wausau Financial System Receipts Processing System	The Receipts Processing System (RPS) is made up of two component systems: This part of the system (Wausau Banking Machine) endorses, encodes, scans, images, and reads data from checks, invoice stubs and attachments.	Accounting and budgeting	Mostly internal to agency	Server	1998	2010	Maturity	\$500k - \$1 million
	<p>Business Value: Low High ◆ </p> <p>Technical Condition: Poor Excellent ◆ </p> <p>Comments:</p>							

Project Portfolio - updated: 2010

Project	Cost	Start	Finish	State	Status	Scope	Type	Outcome	Driver
Communication and Accountability for Primary Care System		7/10/2007	4/30/2010	Completed	Green	Agency Unique	Other		Strategic
DHS Workplace Enterprise Implementation	\$727,910	7/7/2006	8/31/2010	Completed	Green	Agency Unique	Application Development		Strategic
MN Health Care Connect - Online Application Initiative		7/1/2009	7/1/2011	Active	Green	Agency Unique	Customer Service Delivery		Mandatory or Legal
MNChoices		1/8/2009	6/30/2011	Active	Yellow	Agency Unique	Application Development		Mandatory or Legal
OET Enterprise Email Migration		3/1/2009	12/31/2010	Active	Yellow	Enterprise	Other		Mandatory or Legal
Order Modification Grant Project		10/1/2008	2/28/2011	Active	Yellow	Agency Unique	Business Process		Other

Project Portfolio: -Updated: 2012

Project	Cost	Start	Finish	State	Status	Scope	Type	Primary Outcome
Communication and Accountability for Primary Care System		7/10/2007	4/30/2010	Completed	Closure	Agency Unique	Other	Other
DHS Workplace Enterprise Implementation		7/7/2006	8/31/2010	Completed	Closure	Agency Unique	Application Development	Increased Efficiency
OET Enterprise Email Migration		3/1/2009	1/31/2011	Completed	Closure	Enterprise	Other	Other
MN Health Care Connect - Online Application Initiative	\$500,000	7/1/2009	3/31/2012	Completed	Closure	Agency Unique	Customer Service Delivery	Customer Satisfaction
Order Modification Grant Project	\$829,307	10/1/2010	12/31/2012	Completed	Closure	Agency Unique	Business Process	Customer Satisfaction

This page left blank to support duplex printing

IT Spend - updated: 2010

Fiscal Year	Fund	Salaries	Repairs	Prof/Tech Services	Computer & System Services	Communications	Supplies	Equipment	Operating Costs	Provided Tech Serv	For Individuals	Other	Total
2008	100				\$3,289	\$10,419	\$1,855		\$195				\$15,759
2008	200						\$6,629						\$6,629
2008 Total:					\$3,289	\$10,419	\$8,484		\$195				\$22,388
2009	100				\$8,239	\$10,470	\$17,366	\$8,700	\$1,792	\$4,658			\$51,224
2009 Total:					\$8,239	\$10,470	\$17,366	\$8,700	\$1,792	\$4,658			\$51,224
2010	100			\$2,315	\$3,240	\$10,783	\$1,148						\$17,486
2010 Total:				\$2,315	\$3,240	\$10,783	\$1,148						\$17,486

Application Portfolio

No Applications Registered

Project Portfolio : - Updated: 2012

No Projects Registered

This page left blank to support duplex printing

IT Spend - updated: 2010

Fiscal Year	Fund	Salaries	Repairs	Prof/Tech Services	Computer & System Services	Communications	Supplies	Equipment	Other Operating Costs	Agency Provided Tech Serv	Spending For Individuals	Other	Total
2008	240	\$143,809	\$1,818		\$50,141	\$56,426	\$7,116	\$67,615	\$21,149				\$348,075
2008	241				\$5,325	\$26,717	\$320	\$2,733	\$23,813				\$58,907
2008	580					\$543	\$234						\$777
2008 Total:		\$143,809	\$1,818		\$55,466	\$83,685	\$7,670	\$70,349	\$44,962				\$407,759
2009	240	\$146,170	\$53	\$5,080	\$53,923	\$108,076	\$15,869	\$93,532	\$11,490				\$434,193
2009	241				\$1,598	\$26,269	\$111	\$1,277	\$33,228				\$62,483
2009	580				\$12,982	\$336							\$13,318
2009 Total:		\$146,170	\$53	\$5,080	\$68,503	\$134,682	\$15,980	\$94,809	\$44,718				\$509,994
2010	240	\$142,865	\$5,082	\$4,767	\$30,895	\$90,295	\$17,367	\$58,315	\$3,272				\$352,859
2010	241			\$4,575	\$10,000	\$27,381		\$1,392	\$41,560				\$84,909
2010	580				\$5,752	\$447							\$6,199
2010 Total:		\$142,865	\$5,082	\$9,342	\$46,647	\$118,124	\$17,367	\$59,707	\$44,832				\$443,967

Application Portfolio - updated: 2010

Application	Description	Business Purpose	Customer Group	Platform	Implemented	Last Update	Life Cycle Stage	Operations Cost
Comptrol Ticket System	Ski hill season pass, ticket and point of sales system.	Giants Ridge Ski Resort	Mostly citizens at large	PC	1995	2000	Decline	0 - \$100k
	Business Value: Low High ◆ 	Technical Condition: Poor Excellent ◆ 	Comments: Will eventually be replaced with comprehensive ski hill/golf course/resort software package.					
Crescent Golf Course Management Software	Golf course management and food and beverage software solution.	Giants Ridge Ski Resort	Vendors or business partners	Server	1996	2004	Maturity	0 - \$100k
	Business Value: Low High ◆ 	Technical Condition: Poor Excellent ◆ 	Comments: Planning on upgrading to latest version in 2011					
PC Charge Professional	Process credit and gift card transactions from point-of-sale computers at the resort	Giants Ridge Ski Resort	Mostly citizens at large	Server	2002	2009	Growth	0 - \$100k
	Business Value: Low High ◆ 	Technical Condition: Poor Excellent ◆ 	Comments:					

Project Portfolio : - Updated: 2012

No Projects Registered

IT Spend - updated: 2010

Fiscal Year	Fund	Salaries	Repairs	Prof/Tech Services	Computer & System Services	Communications	Supplies	Equipment	Other Operating Costs	Agency Provided Tech Serv	Spending For Individuals	Other	Total
2008	100		\$168			\$1,871	\$4,023	\$5,484					\$11,546
2008	174	\$52,034	\$2,184	\$256,056	\$51,706	\$76,919	\$45,366	\$32,269	\$107				\$516,643
2008	200	\$242,602	\$18,771	\$110,138	\$40,951	\$106,704	\$9,212	\$128,537	\$80				\$656,996
2008	245		\$114			\$642	\$1,278	\$123					\$2,157
2008	300		\$7,163		\$30,107	\$49,981	\$60,550	\$16,526	\$161				\$164,488
2008	320	\$1,960,607	\$44,273	\$189,206	\$205,052	\$81,333	\$143,175	\$228,977	\$5,333	\$15,309			\$2,873,265
2008 Total:		\$2,255,244	\$72,673	\$555,399	\$327,816	\$317,451	\$263,605	\$411,917	\$5,681	\$15,309			\$4,225,095
2009	100		\$1,625			\$1,407	\$2,006	\$5,858					\$10,895
2009	174	\$38,254	\$6,250	\$378,049	\$346,926	\$92,985	\$47,354	\$99,111	\$901				\$1,009,830
2009	200	\$91,867	\$1,199	\$84,694	\$21,108	\$96,265	\$14,172	\$80,256					\$389,561
2009	245				\$274	\$572	\$1,389	\$824					\$3,059
2009	300		\$6,843		\$47,987	\$42,978	\$21,529	\$17,686					\$137,022
2009	320	\$2,132,267	\$61,640	\$235,222	\$207,210	\$74,670	\$98,895	\$257,987	\$5,620	\$1,772			\$3,075,283
2009 Total:		\$2,262,389	\$77,556	\$697,965	\$623,505	\$308,877	\$185,345	\$461,722	\$6,520	\$1,772			\$4,625,650
2010	100				\$525	\$1,557	\$264						\$2,346
2010	174		\$1,731	\$85,789	\$850,445	\$101,660	\$23,069	\$4,786	\$1,692				\$1,069,172
2010	200	\$70,336	\$221	\$111,786	\$88,582	\$90,561	\$2,299	\$52,936					\$416,721
2010	245				\$332	\$661	\$447	\$1,373					\$2,813
2010	300		\$9,337		\$34,014	\$64,488	\$15,376	\$69,187					\$192,403
2010	320	\$2,090,085	\$23,939	\$314,254	\$230,890	\$80,447	\$79,298	\$194,982	\$7,513	\$0			\$3,021,408
2010 Total:		\$2,160,421	\$35,228	\$511,829	\$1,204,787	\$339,375	\$120,753	\$323,265	\$9,205	\$0			\$4,704,863

Application Portfolio - updated: 2010

Application	Description	Business Purpose	Customer Group	Platform	Implemented	Last Update	Life Cycle Stage	Operations Cost
Apprenticeship	Apprenticeship agreements and sponsor registration; online agreements Low High Business Value: <u> </u> ◆ <u> </u>	Licenses or permits Poor Excellent Technical Condition: <u> </u> ◆ <u> </u>	Businesses or professions	Server	2002	2005	Maturity	0 - \$100k
AR (Accounts Receivable)	DLI sub-system and interfaces to MAPS Low High Business Value: <u> </u> ◆ <u> </u>	Accounting and budgeting Poor Excellent Technical Condition: <u> </u> ◆ <u> </u>	Mostly internal to agency	Server	2003	2010	Growth	0 - \$100k Comments: MAPS to be replaced by SWIFT in July 2011
Building Codes and Standards	Some Building Code process Low High Business Value: <u> </u> ◆ <u> </u>	Other Poor Excellent Technical Condition: <u> </u> ◆ <u> </u>	Mostly citizens at large	Server	1997	2005	Maturity	0 - \$100k Comments: Manufactured Structures' Seals remain for now
CCLD Licensing	CCLD Licensing System and online renewals Low High Business Value: <u> </u> ◆ <u> </u>	Licenses or permits Poor Excellent Technical Condition: <u> </u> ◆ <u> </u>	Businesses or professions	Server	2001	2010	Maturity	0 - \$100k Comments: Legislative mandate to restructure CCLD licensing categories and fees. Participation in MNELS enterprise project.
Continuing Ed	CCLD Continuing Education Tracking Low High Business Value: <u> </u> ◆ <u> </u>	Other Poor Excellent Technical Condition: <u> </u> ◆ <u> </u>	Businesses or professions	Server			Emerging	0 - \$100k Comments: McEducation system developed and housed at Dept. of Commerce; evaluation to bring/re-build at DLI is underway.
Copy File Review	Allows for the capture of information regarding Work Comp case files that are copies for parties Low High Business Value: <u> </u> ◆ <u> </u>	Accounting and budgeting Poor Excellent Technical Condition: <u> </u> ◆ <u> </u>	Specific sub-group of customers or clients	Server	2003	2006	Maturity	0 - \$100k Comments:
CRW TRAKit & eTRAKit	CCLD Inspection and Enforcement System Low High Business Value: <u> </u> ◆ <u> </u>	Other Poor Excellent Technical Condition: <u> </u> ◆ <u> </u>	Businesses or professions	Server	2010	2010	Growth	0 - \$100k Comments: Launched March 2010

Application Portfolio - updated: 2010

Application	Description	Business Purpose	Customer Group	Platform	Implemented	Last Update	Life Cycle Stage	Operations Cost
CSI SCU B DO	WC Case management system	Worker safety and compensation	Mostly internal to agency	Server	2010	2010	Growth	0 - \$100k
	Business Value:	Technical Condition:	Comments: Launched June 2010					
EIMS	Input Request for Inspection and outcomes for Electrical Permits	Licenses or permits	Mostly citizens at large	Server	1988	2008	Decline	0 - \$100k
	Business Value:	Technical Condition:	Comments: Written in Visual FoxPro 9.0. For pre-July 2010 REI's -- anticipated end-of-life 12/31/2010; post-July 2010 are in TRAKIT.					
Event Registration	Electronic submission of seminar registration and payment	Other	Mostly citizens at large	Server	2005	2010	Growth	0 - \$100k
	Business Value:	Technical Condition:	Comments:					
IMIS - OSHA Consultation	Federal system for OSHA consultation and education	Worker safety and compensation	Businesses or professions	Server	Prior 1985	1991	Other	0 - \$100k
	Business Value:	Technical Condition:	Comments: Federal system for OSHA updates and changes controlled by Federal Dept of Labor					
IMIS - OSHA Enforcement	Federal system for OSHA investigation, complaints and discrimination	Worker safety and compensation	Mostly citizens at large	Server	Prior 1985	1991	Other	0 - \$100k
	Business Value:	Technical Condition:	Comments: Federal system for OSHA updates and changes controlled by Federal Dept of Labor					
IRIS (IMIS Redesigned Information System)	OSHA Consultation, safety and health workplace inspections, safety grants, seminars, reporting and upload	Worker safety and compensation	Businesses or professions	Server	2010	2010	Maturity	0 - \$100k
	Business Value:	Technical Condition:	Comments: Required interface with the federal government. Launched March 2010					
Labor Standards	Claim and Complaints, Exemption Permits, Fee Employment, Prevailing Wage; online PW survey and wage rates, online card issuer registration	Employment services	Mostly citizens at large	Server	2003	2010	Maturity	0 - \$100k
	Business Value:	Technical Condition:	Comments:					

Application Portfolio - updated: 2010

Application	Description	Business Purpose	Customer Group	Platform	Implemented	Last Update	Life Cycle Stage	Operations Cost
Medicare Reporting	CMS (Centers for Medicare & Medicaid Services) -- Medicare's Sec. 111 reporting requirements for workers' compensation	Worker safety and compensation	Other	Server			Emerging	0 - \$100k
	Business Value: Low High ◆ 	Technical Condition: Poor Excellent ◆ 	Comments: Required interface with the federal government; development underway.					
MOOSE (MN OSHA Operation and System Exchange)	OSHA Compliance, Investigation and Discipline data capture, reporting and upload	Worker safety and compensation	Mostly citizens at large	Server	2007	2007	Maturity	0 - \$100k
	Business Value: Low High ◆ 	Technical Condition: Poor Excellent ◆ 	Comments: Required interface with the federal government					
Municipal Fee Surcharge Reporting	Electronic submission of municipal building permit surcharge	Licenses or permits	Specific sub-group of customers or clients	Server	2008	2010	Growth	0 - \$100k
	Business Value: Low High ◆ 	Technical Condition: Poor Excellent ◆ 	Comments: Launched December 2008.					
Rforms	Electronic submission of QRC forms	Worker safety and compensation	Specific sub-group of customers or clients	Server	2008	2010	Growth	0 - \$100k
	Business Value: Low High ◆ 	Technical Condition: Poor Excellent ◆ 	Comments: Launched October 1, 2008.					
WC Imaging System	Imaging and claims management system for MN Workers' Compensation program	Worker safety and compensation	Specific sub-group of customers or clients	Server	1995	2010	Maturity	\$100k - \$500k
	Business Value: Low High ◆ 	Technical Condition: Poor Excellent ◆ 	Comments:					

Project Portfolio - updated: 2010

Project	Cost	Start	Finish	State	Status	Scope	Type	Primary Outcome	Primary Driver
CCLD Permitting, Inspections and Enforcement	\$1,106,550	1/26/2009	6/30/2011	Active	Green	Agency Unique	Application Development		Strategic
OSHA Consultation System Redesign and Enhancement	\$300,000	7/1/2009	6/30/2010	Completed	Green +	Agency Unique	Application Development		Mitigation of Operational Risk

Project Portfolio: -Updated: 2012

	Cost	Start	Finish	State	Status	Scope	Type	Primary Outcome	Primary Driver
Project									
OSHA Consultation System Redesign and Enhancement	\$264,000	7/1/2009	6/30/2010	Completed	Closure	Agency Unique	Application Development	Other	Mitigation of Operational Risk
CCLD Permitting, Inspections and Enforcement		1/26/2009	6/30/2011	Completed	Execution	Agency Unique	Application Development	Customer Satisfaction	Strategic

IT Spend - updated: 2010

Fiscal Year	Fund	Salaries	Repairs	Prof/Tech Services	Computer & System Services	Communications	Supplies	Equipment	Other Operating Costs	Agency Provided Tech Serv	Spending For Individuals	Other	Total
2008	805	\$1,756,380											\$1,756,380
2008 Total:		\$1,756,380											\$1,756,380
2009	805	\$1,868,916											\$1,868,916
2009 Total:		\$1,868,916											\$1,868,916
2010	805	\$1,801,582											\$1,801,582
2010 Total:		\$1,801,582											\$1,801,582

Application Portfolio - updated: 2010

Application	Description	Business Purpose	Customer Group	Platform	Implemented	Last Update	Life Cycle Stage	Operations Cost
ACC AIMS	The Lottery's Instant Ticket and Billing system. Initially from Anderson Consulting.	Ticket Inventory and Billing	Internal only	Mainframe	1990	2010	Growth	\$500k - \$1 million
	<p>Business Value: Low High ◆ </p> <p>Technical Condition: Poor Excellent ◆ </p> <p>Comments: This system controls approximately 70% of the Lottery revenue (Instant Games) and does all of the billing.</p>							
BPCS	Replaced. We previously used the purchasing, financial, and inventory modules of this modified package from SSA.	Procurement & Financial	Internal only	Mainframe	1993		Decline	0 - \$100k
	<p>Business Value: Low High ◆ </p> <p>Technical Condition: Poor Excellent ◆ </p> <p>Comments: This system fits our needs, but is not vendor supported, and is a potential for replacement.</p>							
EnterpriseOne	The Lottery's financial, purchasing and inventory system from Oracle/JDE.	Accounting and budgeting	Mostly internal to agency	Mainframe	2010	2010	Growth	\$100k - \$500k
	<p>Business Value: Low High ◆ </p> <p>Technical Condition: Poor Excellent ◆ </p> <p>Comments: This application replaces the BPCS application.</p>							
GTECH	The vendor that runs the on-line games (Daily3, Gopher5, PowerBall, etc.) for the MSL.	Sell games	Minnesota adults	Mainframe	2003		Growth	greater than \$1 million
	<p>Business Value: Low High ◆ </p> <p>Technical Condition: Poor Excellent ◆ </p> <p>Comments: This on-line vendor is under contract until 2013.</p>							
ICS - Internal Control System	This is a secure system that audits all on-line transactions created on the GTECH system.	Vendor Audit	Select internal only.	Mainframe	1990	2010	Growth	\$100k - \$500k
	<p>Business Value: Low High ◆ </p> <p>Technical Condition: Poor Excellent ◆ </p> <p>Comments: Required by the Multi-State Lottery Association to audit PowerBall.</p>							

Project Portfolio : - Updated: 2012

No Projects Registered

Agency IT Portfolio: Management & Budget Dept

IT Spend - updated: 2010

Fiscal Year	Fund	Salaries	Repairs	Prof/Tech Services	Computer & System Services	Communications	Supplies	Equipment	Other Operating Costs	Agency Provided Tech Serv	Spending For Individuals	Other	Total
2008	100	\$5,590,785	\$25,523	\$2,340	\$144,305	\$42,156	\$37,638	\$61,541	\$12,486	\$100	\$0	\$86,015	\$6,002,889
2008	200	\$320,071	\$21,946	\$1,319,662	\$3,757,783	\$21,944	\$83,745	\$57,269	\$0	\$0	\$0	(\$681,667)	\$4,900,754
2008	550	\$562,329	\$0	\$0	\$572,456	\$0	\$89	\$0	\$0	\$0	\$0	\$0	\$1,134,874
2008 Total:		\$6,473,184	\$47,469	\$1,322,002	\$4,474,544	\$64,100	\$121,472	\$118,810	\$12,486	\$100	\$0	(\$595,652)	\$12,038,516
2009	100	\$4,756,085	\$6,360	\$0	\$49,054	\$23,135	\$8,073	\$25,016	\$110	\$0	\$0	\$82,968	\$4,950,801
2009	200	\$1,074,385	\$35,019	\$1,902,231	\$3,160,566	\$35,862	\$47,272	\$95,155	\$12,445	\$11,500	\$0	(\$53,049)	\$6,321,387
2009	550	\$794,054	\$3,065	\$296,746	\$0	\$0	\$177	\$0	\$0	\$0	\$0	\$3,798	\$1,097,840
2009 Total:		\$6,624,525	\$44,445	\$2,198,976	\$3,209,620	\$58,997	\$55,522	\$120,171	\$12,555	\$11,500	\$0	\$33,716	\$12,370,027
2010	100	\$3,948,049	\$6,125	\$0	\$194,037	\$27,432	\$6,273	\$71,676	\$0	\$0	\$1,315	\$0	\$4,254,907
2010	200	\$1,068,874	\$20,636	\$165,858	\$3,667,942	\$14,874	\$2,280	\$519,960	\$2,228	\$0	\$30	\$13,886	\$5,476,569
2010	504	\$3,903,828	\$25,985	\$9,126,036	\$6,785,647	\$9,738	\$95,690	\$383,178	\$1,736		\$13,005	\$172,642	\$20,517,485
2010	550	\$666,248	\$0	\$0	\$438,188	\$6,732	\$27	\$63,969	\$0	\$0	\$0	\$1,070	\$1,176,235
2010 Total:		\$9,586,998	\$52,747	\$9,291,894	\$11,085,815	\$58,776	\$104,270	\$1,038,782	\$3,964	\$0	\$14,350	\$187,598	\$31,425,195

Application Portfolio - updated: 2010

Application	Description	Business Purpose	Customer Group	Platform	Implemented	Last Update	Life Cycle Stage	Operations Cost
Biennial Budget System (BBS)	This system is used by state agencies in the development of the state's biennial budget	Accounting and budgeting	Other state agencies or bodies	Server	1985	1985	Decline	0 - \$100k
	<p style="text-align: center;">Low High</p> <p>Business Value: <u> </u> ◆ <u> </u></p>	<p style="text-align: center;">Poor Excellent</p> <p>Technical Condition: <u> </u> ◆ <u> </u></p>	Comments: Project initiated to replace this application					
Capital Budget System (CBS)	This system is used by state agencies in the preparation of the capital budget	Accounting and budgeting	Other state agencies or bodies	Server	1987	1987	Decline	0 - \$100k
	<p style="text-align: center;">Low High</p> <p>Business Value: <u> </u> ◆ <u> </u></p>	<p style="text-align: center;">Poor Excellent</p> <p>Technical Condition: <u> </u> ◆ <u> </u></p>	Comments: System replacement is needed. Plan to leverage the work on the BBS for this project.					
Check 21	Electronically receives state warrants that are being presented for payment.	Other	Other state agencies or bodies	Server	2009	2009	Growth	0 - \$100k
	<p style="text-align: center;">Low High</p> <p>Business Value: <u> </u> ◆ <u> </u></p>	<p style="text-align: center;">Poor Excellent</p> <p>Technical Condition: <u> </u> ◆ <u> </u></p>	Comments: SQL database running on Windows platform.					
Citizen's Portal	To provide citizens with access to government information. Includes budget, expenditure, grant, and contract information.	Other	Mostly citizens at large	Server			Emerging	0 - \$100k
	<p style="text-align: center;">Low High</p> <p>Business Value: <u> </u> <u> </u></p>	<p style="text-align: center;">Poor Excellent</p> <p>Technical Condition: <u> </u> <u> </u></p>	Comments: Citizens portal is scheduled to go live with SWIFT on July 1, 2011.					
Clinic Directory	Provides state employees ability to search primary care clinics covered by the Advantage Health Plan, determine cost level, obtain health score information, and other information necessary for clinic selection at any point during the year.	Employee relations	Other state agencies or bodies	Server	2001	2005	Maturity	0 - \$100k
	<p style="text-align: center;">Low High</p> <p>Business Value: <u> </u> ◆ <u> </u></p>	<p style="text-align: center;">Poor Excellent</p> <p>Technical Condition: <u> </u> ◆ <u> </u></p>	Comments:					
County Receipts	Track fees, fines, and surcharges collected by courts and cities throughout the state.	Other	Other state agencies or bodies	Server	1993	2002	Decline	0 - \$100k
	<p style="text-align: center;">Low High</p> <p>Business Value: <u> </u> ◆ <u> </u></p>	<p style="text-align: center;">Poor Excellent</p> <p>Technical Condition: <u> </u> ◆ <u> </u></p>	Comments: Written in postgres SQL					

Agency IT Portfolio: Management & Budget Dept

Application Portfolio - updated: 2010

Application	Description	Business Purpose	Customer Group	Platform	Implemented	Last Update	Life Cycle Stage	Operatio Cost
Debt Service	To track outstanding bond obligations held by the State of Minnesota, including individual bond sales, calls and redemptions and the payment of principal and interest to bond holders on each individual bond payment due date.	Other	Mostly internal to agency	Server	2006	2006	Growth	0 - \$1C
	<p>Business Value: Low High ◆ </p> <p>Technical Condition: Poor Excellent ◆ </p> <p>Comments:</p>							
Enterprise Learning Division Training Registration	Provides an online platform for self registration of employees to attend MAD training classes. Also provides training class attendance records, billing, and class attendee emailing functions.	Other	Other state agencies or bodies	Server	2004	2004	Maturity	0 - \$1C
	<p>Business Value: Low High ◆ </p> <p>Technical Condition: Poor Excellent ◆ </p> <p>Comments: This system will be phased out as the SWIFT Enterprise Learning Manage System is implemented.</p>							
Executive Tracking	A tool to manage the budget development process for the State of Minnesota.	Accounting and budgeting	Mostly internal to agency	Server	2003	2005	Growth	0 - \$100k
	<p>Business Value: Low High ◆ </p> <p>Technical Condition: Poor Excellent ◆ </p> <p>Comments:</p>							
Fiscal Notes Tracking System (FNTS)	This system is used by state agencies to track Fiscal Notes created during the legislative session	Accounting and budgeting	Other state agencies or bodies	Server	1995	1995	Decline	0 - \$100k
	<p>Business Value: Low High ◆ </p> <p>Technical Condition: Poor Excellent ◆ </p> <p>Comments: System replacement is needed. Plan to leverage the work on the BBS for this project.</p>							
Fundware	Customized off-the-shelf application used to create the statutorily required Comprehensive Annual Financial Report (CAFR)	Accounting and budgeting	Mostly internal to agency	PC	2002	2005	Maturity	0 - \$100k
	<p>Business Value: Low High ◆ </p> <p>Technical Condition: Poor Excellent ◆ </p> <p>Comments: This application will be replaced by SWIFT functionality, but not until 1 ear following SWIFT go live.</p>							

Application Portfolio - updated: 2010

Application	Description	Business Purpose	Customer Group	Platform	Implemented	Last Update	Life Cycle Stage	Operations Cost
IA Warehouse	A data warehouse containing MAPS and SEMA4 data.	Accounting and budgeting	Other state agencies or bodies	Server	1995	2003	Maturity	greater than \$1 million
	<p>Business Value: Low High ◆ </p> <p>Technical Condition: Poor Excellent ◆ </p> <p>Comments: This application is being replaced through the SWIFT project. IA Warehouse data will remain accessible in this system indefinitely.</p>							
Investment	To track the purchase, sale and maturity of investments made by the Minnesota State Board of Investment, in order to ensure that purchase and sales prices are accurate and that the full amount of principal and interest is received by the State	Other	Other state agencies or bodies	Server	2006	2006	Maturity	0 - \$100k
	<p>Business Value: Low High ◆ </p> <p>Technical Condition: Poor Excellent ◆ </p> <p>Comments: Resides on old</p>							
MAD Time Reporting	Tracks billable and non-billable hours by project and day of consultants and trainers within the MAD group. Provides data source for invoices and historical activity at a project and consultant level.	Other	Mostly internal to agency	PC	1997	1997	Decline	0 - \$100k
	<p>Business Value: Low High ◆ </p> <p>Technical Condition: Poor Excellent ◆ </p> <p>Comments:</p>							
MAPS	The system used for statewide accounting and procurement through June 2011.	Accounting and budgeting	Other state agencies or bodies	Mainframe	1995	2000	Decline	greater than \$1 million
	<p>Business Value: Low High ◆ </p> <p>Technical Condition: Poor Excellent ◆ </p> <p>Comments: Risk of system failure and lack of functionality make replacement of this system a high priority. Project SWIFT was funded to accomplish this and is scheduled to implement 7/2011.</p>							
Pay Equity	Provides a tool for Pay Equity compliance reporting to local units of government and tracks all reported results for central analysis by the Pay Equity Coordinator.	Employee relations	Local government/Higher Ed/E-12 Ed	Server	1992	2010	Growth	0 - \$100k
	<p>Business Value: Low High ◆ </p> <p>Technical Condition: Poor Excellent ◆ </p> <p>Comments:</p>							

Application Portfolio - updated: 2010

Application	Description	Business Purpose	Customer Group	Platform	Implemented	Last Update	Life Cycle Stage	Operations Cost
Payments on the Web	This is a web tool for vendors receiving payments from the State of Minnesota. Vendors can access details of payments made to them through this secured application.	Accounting and budgeting	Vendors or business partners	Server	2000	2002	Decline	0 - \$100k
	<p>Business Value: Low High ◆ </p> <p>Technical Condition: Poor Excellent ◆ </p> <p>Comments: This application will be replaced by SWIFT functionality.</p>							
Receipts	Records and reconciles agency bank transactions	Other	Other state agencies or bodies	Server	1993	2001	Decline	0 - \$100k
	<p>Business Value: Low High ◆ </p> <p>Technical Condition: Poor Excellent ◆ </p> <p>Comments: Currently being upgraded (6/2011 target) to Windows server platform.</p>							
Resumix	Hiring support system for applicants and agencies.	Employment services	Other state agencies or bodies	Server	2002	2002	Decline	0 - \$100k
	<p>Business Value: Low High ◆ </p> <p>Technical Condition: Poor Excellent ◆ </p> <p>Comments: includes several web-based tools integrated with Resumix for job seekers, HR staff and hiring mgrs</p>							
SWIFT data warehouse	This system will become the new data warehouse for statewide systems data (e.g. SEMA4, accounting, and procurement). Access is through a business intelligence tool.	Accounting and budgeting	Other state agencies or bodies	Server		2010	Emerging	greater than \$1 million
	<p>Business Value: Low High ◆ </p> <p>Technical Condition: Poor Excellent ◆ </p> <p>Comments: The SWIFT project is scheduled for implementation in July 2011</p>							
SWIFT Enterprise Learning Management System	The learning management system allows agencies to manage registration and employee learning and development records and will eventually replace the current training registration system.	Employee relations	Other state agencies or bodies	Server		2010	Emerging	\$100k - \$500k
	<p>Business Value: Low High ◆ </p> <p>Technical Condition: Poor Excellent ◆ </p> <p>Comments: The learning management module will be implemented for several pilot agencies in 2011 with statewide rollout expected later in 2011.</p>							
SWIFT financials and procurement	This system will replace MAPS and become the new statewide accounting and procurement system.	Accounting and budgeting	Other state agencies or bodies	Server		2010	Emerging	greater than \$1 million
	<p>Business Value: Low High ◆ </p> <p>Technical Condition: Poor Excellent ◆ </p> <p>Comments: The SWIFT project is scheduled for implementation in July 2011</p>							

Agency IT Portfolio: Management & Budget Dept

Application Portfolio - updated: 2010

Application	Description	Business Purpose	Customer Group	Platform	Implemented	Last Update	Life Cycle Stage	Operations Cost
SWIFT Portals	The portals are the gateways into the statewide systems (e.g. SEMA4, accounting, procurement, data warehouse, learning management)	Accounting and budgeting	Other state agencies or bodies	Server		2010	Emerging	\$100k - \$500k
	<p>Business Value: Low High </p> <p>Technical Condition: Poor Excellent </p> <p>Comments: The SWIFT portals will be implemented earlier than SWIFT applications to be used for SEMA4 and ELM users (in early 2011).</p>							
SWIFT SEMA4 (HR, Payroll, Benefits, and Employee Self Service)	Human Resource, Benefits, and Payroll statewide information system (and employee self service functionality).	Payroll and Insurance	Other state agencies or bodies	Server	1995	2008	Growth	greater than \$1 million
	<p>Business Value: Low High </p> <p>Technical Condition: Poor Excellent </p> <p>Comments: Updates to work with new financials applications. Plan to upgrade periodically to stay current.</p>							
TAP-MN	Provides state spending information to citizens	Other	Mostly citizens at large	Server	2008	2008	Maturity	0 - \$100k
	<p>Business Value: Low High </p> <p>Technical Condition: Poor Excellent </p> <p>Comments:</p>							

Project Portfolio - updated: 2010

Project	Cost	Start	Finish	State	Status	Scope	Type	Primary Outcome	Primary Driver
MAPS Replacement Planning		4/27/2006	6/30/2011	Completed	Green	Enterprise	Application Development		Strategic
SWIFT	\$65,000,000	8/7/2009	4/1/2012	Active	Green	Enterprise	Business Process		Mandatory or Legal

Project Portfolio: - Updated: 2012

Project	Cost	Start	Finish	State	Status	Scope	Type	Primary Outcome	Primary Driver
MAPS Replacement Planning		4/27/2006	6/30/2011	Completed	Closure	Enterprise	Application Development	Customer Satisfaction	Strategic

Agency IT Portfolio: Marriage & Fmly Therapy Board

IT Spend - updated: 2010

Fiscal Year	Fund	Salaries	Repairs	Prof/Tech Services	Computer & System Services	Communications	Supplies	Equipment	Operating Costs	Provided Tech Serv	For Individuals	Other	Total
2008	171			\$3,485	\$47	\$1,953							\$5,485
2008 Total:				\$3,485	\$47	\$1,953							\$5,485
2009	171		\$14		\$1,049	\$4,193	\$1,061	\$8,192					\$14,509
2009 Total:				\$14	\$1,049	\$4,193	\$1,061	\$8,192					\$14,509
2010	171				\$44	\$1,284		\$102					\$1,430
2010 Total:					\$44	\$1,284		\$102					\$1,430

Application Portfolio - updated: 2010

Application	Description	Business Purpose	Customer Group	Platform	Implemented	Last Update	Life Cycle Stage	Operations Cost
Small Board Licensing Management Database	Seven Health Licensing Boards collaborated to create a shared licensing data base.	Licenses or permits	Mostly citizens at large	PC	2001	2005	Growth	0 - \$100k
	Business Value: _____ ◆ _____ <small>Low High</small>	Technical Condition: _____ ◆ _____ <small>Poor Excellent</small>	Comments:					

Project Portfolio : - Updated: 2012

No Projects Registered

This page left blank to support duplex printing

Agency IT Portfolio: Mediation Service Bureau

IT Spend - updated: 2010

Fiscal Year	Fund	Salaries	Repairs	Prof/Tech Services	Computer & System Services	Communications	Supplies	Equipment	Operating Costs	Provided Tech Serv	For Individuals	Other	Total
2008	100				\$7,173	\$14,342	\$273	\$2,526					\$24,315
008 Total:					\$7,173	\$14,342	\$273	\$2,526					\$24,315
2009	100			\$14,638	\$32,219	\$18,115	\$1,850	\$55,014	\$4,386	\$9,500			\$135,723
009 Total:					\$14,638	\$32,219	\$18,115	\$1,850	\$4,386	\$9,500			\$135,723
2010	100	\$71,463		\$13,660	\$32,634	\$19,891	\$3,673	\$5,529	\$170	\$3,528			\$150,548
010 Total:		\$71,463		\$13,660	\$32,634	\$19,891	\$3,673	\$5,529	\$170	\$3,528			\$150,548

Application Portfolio - updated: 2010

Application	Description	Business Purpose	Customer Group	Platform	Implemented	Last Update	Life Cycle Stage	Operations Cost
Case and document management system	Tracking system for all cases and documents	Other	Mostly citizens at large	Server	1990	2009	Maturity	0 - \$100k

Business Value:
Low
High
◆
 Technical Condition:
Poor
Excellent
◆
 Comments:

Project Portfolio : - Updated: 2012

No Projects Registered

This page left blank to support duplex printing

IT Spend - updated: 2010

Fiscal Year	Fund	Salaries	Repairs	Prof/Tech Services	Computer & System Services	Communications	Supplies	Equipment	Other Operating Costs	Agency Provided Tech Serv	Spending For Individuals	Other	Total
2008	171	\$182,237	\$912	\$25,000	\$31,693	\$19,361	\$9,866	\$76,795	\$50				\$345,914
2008 Total:		\$182,237	\$912	\$25,000	\$31,693	\$19,361	\$9,866	\$76,795	\$50				\$345,914
2009	171	\$191,248	\$25,828	\$204,068	\$298,726	\$48,380	\$11,151	\$336,823	\$3,100				\$1,119,325
2009 Total:		\$191,248	\$25,828	\$204,068	\$298,726	\$48,380	\$11,151	\$336,823	\$3,100				\$1,119,325
2010	171	\$192,029	\$7,489	\$4,930	\$9,331	\$29,538	\$3,412	\$582					\$247,312
2010 Total:		\$192,029	\$7,489	\$4,930	\$9,331	\$29,538	\$3,412	\$582					\$247,312

Application Portfolio - updated: 2010

Application	Description	Business Purpose	Customer Group	Platform	Implemented	Last Update	Life Cycle Stage	Operations Cost
Accellion Large File Transfer	Allows encrypted delivery of large files to Board members and others	Health care administration	Mostly internal to agency	Other	2009	2009	Maturity	0 - \$100k
	Low High	Poor Excellent	Business Value: _____ Technical Condition: _____ Comments: early contract with accellion					
Automated Licensure Information Management System (ALIMS)	ALIMS is a key strategic, operational component that efficiently and effectively enhances business processes (licensing, complaint investigation, discipline action tracking) and services provided.	Health care administration	Specific sub-group of customers or clients	Server		2009	Growth	0 - \$100k
	Low High	Poor Excellent	Business Value: _____ Technical Condition: _____ Comments: Document Management System was integrated into ALIMS since 2009					
Docuware - Imaging and retrieving Application Materials	Archive the application records into images and Retrieve them via a query screen	Licenses or permits	Mostly internal to agency	Server	1998	2008	Maturity	0 - \$100k
	Low High	Poor Excellent	Business Value: _____ Technical Condition: _____ Comments: State discontinued providing annual support contract.					
Online Services - Renewal etc	Renewal online, hospitals pay for licensee renewal fee, tacking the medical license status by facility, address change, ...	Licenses or permits	Specific sub-group of customers or clients	Server		2008	Growth	0 - \$100k
	Low High	Poor Excellent	Business Value: _____ Technical Condition: _____ Comments:					
Physicain Profile	provides the expanded information on physicians and physician assistants in response to the increasing consumer demand for easy access to information useful in selecting a physician or physician assistant. The profile includes specialty, disciplinary actions, training and education, ...	Health care delivery	Mostly citizens at large	Server	2006	2009	Maturity	0 - \$100k
	Low High	Poor Excellent	Business Value: _____ Technical Condition: _____ Comments: Online application for general public					

Project Portfolio: - Updated: 2012

No Projects Registered

Agency IT Portfolio: Military Affairs Dept

IT Spend - update : 2010

Fiscal Year	Fund	Salaries	Repairs	Prof/Tech Services	Computer & System Services	Communications	Supplies	Equipment	Other Operating Costs	Agency Provided Tech Serv	Spending For Individuals	Other	Total
2008	100	\$82,568			\$5,336	\$6,422	\$1,331	\$10,841					\$106,498
2008	300	\$99,182	\$175,703		\$28,936	\$1,446,078	\$11,900	\$64,284					\$1,826,083
2008	500		\$27,509										\$27,509
2008 Total:		\$181,750	\$203,212		\$34,272	\$1,452,500	\$13,231	\$75,126					\$1,960,091
2009	100	\$84,558			\$36,561	\$5,611	\$367	\$10,535					\$137,633
2009	300	\$102,735	\$51,163		\$45,839	\$1,608,061	\$73,291	\$36,718					\$1,917,807
2009 Total:		\$187,293	\$51,163		\$82,399	\$1,613,672	\$73,658	\$47,254					\$2,055,439
2010	100	\$85,165			\$6,118	\$5,279	\$936	\$1,131					\$98,629
2010	300	\$103,116	\$5,068		\$57,276	\$1,779,854	\$61,010	\$24,067					\$2,030,392
2010 Total:		\$188,281	\$5,068		\$63,394	\$1,785,133	\$61,947	\$25,198					\$2,129,021

Application Portfolio

No Applications Registered

Project Portfolio : - Updated: 2012

No Projects Registered

This page left blank to support duplex printing

Agency IT Portfolio: Minn State Academies

IT Spend - updated: 2010

Fiscal Year	Fund	Salaries	Repairs	Prof/Tech Services	Computer & System Services	Communications	Supplies	Equipment	Other Operating Costs	Agency Provided Tech Serv	Spending For Individuals	Other	Total
2008	100	\$240,228	\$1,289		\$24,767	\$114,670	\$19,497	\$19,672	\$2,823				\$422,946
2008	200					\$1,181							\$1,181
2008	610						\$152						\$152
2008	690		\$1,500		\$1,020		\$18,981						\$21,501
2008 Total:		\$240,228	\$2,789		\$25,787	\$115,851	\$38,630	\$19,672	\$2,823				\$445,780
2009	100	\$295,261	\$144		\$10,120	\$132,841	\$19,317	\$10,471	\$7,001				\$475,155
2009	200	\$296				\$790							\$1,086
2009	610						\$28						\$28
2009	690				\$5,799		\$75,881	\$1,877					\$83,557
2009 Total:		\$295,557	\$144		\$15,919	\$133,631	\$95,226	\$12,348	\$7,001				\$559,826
2010	100	\$293,843	\$521		\$6,632	\$107,726	\$13,613	\$3,303	\$6,815				\$432,453
2010	200	\$360			\$1,500	\$1,220		\$399					\$3,479
2010	610						\$100						\$100
2010	690				\$3,500		\$7,053						\$10,553
2010 Total:		\$294,203	\$521		\$11,632	\$108,947	\$20,766	\$3,702	\$6,815				\$446,585

Application Portfolio

No Applications Registered

Project Portfolio : - Updated: 2012

No Projects Registered

This page left blank to support duplex printing

Agency IT Portfolio: Minn State Colleges & Universities

IT Spend - updated: 2010

Fiscal Year	Fund	Salaries	Repairs	Prof/Tech Services	Computer & System Services	Communications	Supplies	Equipment	Other Operating Costs	Agency Provided Tech Serv	Spending For Individuals	Other	Total
2008	090	\$270,850		\$94,358	\$93,482	\$271,959							\$730,649
2008	105	\$45,224,206		\$2,185,569	\$13,358,139	\$5,816,276							\$66,584,190
2008	209	\$15,794			\$15,020	\$7,316							\$38,130
2008	305	\$203,361		\$44,895	\$181,056	\$26,418							\$455,730
2008	505			\$89,292	\$84,687	\$18,295							\$192,274
2008	616	\$53,131											\$53,131
2008	695				\$5,077								\$5,077
2008	800	\$1,720,156		\$805	\$329,275	\$5,664							\$2,055,899
2008	991	\$0											\$0
2008 Total:		\$47,487,498		\$2,414,919	\$14,066,736	\$6,145,928							\$70,115,081
2009	030				\$2,500								\$2,500
2009	090	\$348,700			\$28,994	\$269,865							\$647,559
2009	105	\$51,547,554		\$2,452,617	\$12,772,437	\$6,386,873							\$73,159,480
2009	209	\$15,149			\$2,413	\$7,075							\$24,637
2009	305	\$151,114		\$18,366	\$195,317	\$20,603							\$385,400
2009	505				\$3,454								\$3,454
2009	616	\$52,384			\$5,928								\$58,312
2009	695				\$9,989								\$9,989
2009	800	\$1,706,880			\$313,813	\$1,175							\$2,021,868
2009 Total:		\$53,821,781		\$2,470,983	\$13,334,845	\$6,685,590							\$76,313,199
2010	090	\$390,276			\$77,757	\$280,140							\$748,173
2010	105	\$54,564,221		\$2,967,453	\$15,032,493	\$7,662,076							\$80,226,242
2010	209	\$16,421		\$1,125	\$16,543	\$7,756							\$41,845

Agency IT Portfolio: Minn State Colleges & Universities

IT Spend - updated: 2010

Fiscal Year	Fund	Salaries	Repairs	Prof/Tech Services	Computer & System Services	Communications	Supplies	Equipment	Other Operating Costs	Agency Provided Tech Serv	Spending For Individuals	Other	Total
2010	305	\$269,008		\$62,467	\$502,416	\$22,089							\$855,979
2010	616	\$171,487		\$160,543									\$332,029
2010	695				\$1,400								\$1,400
2010	800	\$1,798,485		\$420	\$265,072	\$1,391							\$2,065,368
2010 Total:		\$57,209,896		\$3,192,008	\$15,895,681	\$7,973,452							\$84,271,037

Agency IT Portfolio: Minn State Colleges & Universities

Application Portfolio - updated: 2006

Application	Description	Business Purpose	Customer Group	Platform	Implemented	Last Update	Life Cycle Stage	Operations Cost
DARS/CAS	Degree Audit Reporting System	Education - Post secondary	Mostly internal to agency	Server	2003	2006	Growth	\$100k - \$500k
	<p>Business Value: Low High ◆ </p> <p>Technical Condition: Poor Excellent ◆ </p> <p>Comments:</p>							
Desire2Learn	Enterprise eLearning Application and Platform	Education - Post secondary	Mostly internal to agency	Server	2002	2006	Growth	\$500k - \$1 million
	<p>Business Value: Low High ◆ </p> <p>Technical Condition: Poor Excellent ◆ </p> <p>Comments:</p>							
eFolio	Statewide Student Electronic Portfolio System	Education - Post secondary	Mostly internal to agency	Server	2004	2006	Growth	0 - \$100k
	<p>Business Value: Low High ◆ </p> <p>Technical Condition: Poor Excellent ◆ </p> <p>Comments:</p>							
Fundware	A fiscal reporting database for campus and Office of the Chancellor end users	Accounting and budgeting	Mostly internal to agency	Server	2003	1988	Decline	0 - \$100k
	<p>Business Value: Low High ◆ </p> <p>Technical Condition: Poor Excellent ◆ </p> <p>Comments: Vendor provided software</p>							
iSeek	State's electronic database and search engine for career seekers, students, job seekers, and employers.	Education - Post secondary	Mostly internal to agency	Server	2003	2005	Growth	\$100k - \$500k
	<p>Business Value: Low High ◆ </p> <p>Technical Condition: Poor Excellent ◆ </p> <p>Comments:</p>							
ISRS Finance Client Server	An integrated set of modules to support the business of higher education at campuses including tuition, billing, budgets, accounting, etc.	Education - Post secondary	Other state agencies or bodies	Server	1995	2006	Growth	greater than \$1 million
	<p>Business Value: Low High ◆ </p> <p>Technical Condition: Poor Excellent ◆ </p> <p>Comments: Fully integrated with ISRS Student System and Housing System</p>							
ISRS Replicated Database	A reporting database for campus and Office of the Chancellor end users	Education - Post secondary	Other state agencies or bodies	Server	1995	2006	Growth	\$100k - \$500k
	<p>Business Value: Low High ◆ </p> <p>Technical Condition: Poor Excellent ◆ </p> <p>Comments:</p>							

Application Portfolio - updated: 2006

Application	Description	Business Purpose	Customer Group	Platform	Implemented	Last Update	Life Cycle Stage	Operations Cost
ISRS Student Client Server	An integrated set of modules to support the business of application, admission, grades, academic progress, financial aid and the other business of higher education at campuses	Education - Post secondary	Other state agencies or bodies	Server	1995	2006	Growth	greater than \$1 million
	Business Value: Low High _____ ◆ _____	Technical Condition: Poor Excellent _____ ◆ _____	Comments: Fully integrated with ISRS Finance					
MinnOnline	Minnesota Online Web Site	Education - Post secondary	Mostly internal to agency	Server	1999	2006	Growth	\$100k - \$500k
	Business Value: Low High _____ ◆ _____	Technical Condition: Poor Excellent _____ ◆ _____	Comments:					
SCUPPS	HR System interfacing with Sema4	Payroll and Insurance	Mostly internal to agency	Server	1995	2003	Growth	\$100k - \$500k
	Business Value: Low High _____ ◆ _____	Technical Condition: Poor Excellent _____ ◆ _____	Comments:					
Student Housing Management	A web system to manage student housing and meals, integrates with ISRS Finance	Register individuals or businesses	Mostly citizens at large	Server	2006	2006	Emerging	0 - \$100k
	Business Value: Low High _____ ◆ _____	Technical Condition: Poor Excellent _____ ◆ _____	Comments:					
Warehouse	A strategic reporting database for campus and Office of the Chancellor end users	Education - Post secondary	Mostly internal to agency	Server	1998	2005	Growth	\$100k - \$500k
	Business Value: Low High _____ ◆ _____	Technical Condition: Poor Excellent _____ ◆ _____	Comments:					
Web Payment	Allows students to pay bills online	Education - Post secondary	Mostly citizens at large	Server	2004	2005	Growth	\$100k - \$500k
	Business Value: Low High _____ ◆ _____	Technical Condition: Poor Excellent _____ ◆ _____	Comments:					
Web Registration	Allows students to find/select/register for courses online	Education - Post secondary	Mostly citizens at large	Server	2001	2006	Growth	\$100k - \$500k
	Business Value: Low High _____ ◆ _____	Technical Condition: Poor Excellent _____ ◆ _____	Comments: Analysis based on release 10/30/06					

Project Portfolio : - Updated: 2012

No Projects Registered

This page left blank to support duplex printing

IT Spend - updated: 2010

Fiscal Year	Fund	Salaries	Repairs	Prof/Tech Services	Computer & System Services	Communications	Supplies	Equipment	Operating Costs	Provided Tech Serv	For Individuals	Other	Total
2008	030	\$36,298	\$75			\$1,822	\$16						\$38,211
2008	100	\$809,538	\$21,680	\$306,102	\$99,293	\$677,527	\$151,560	\$225,837	\$117,463				\$2,409,000
2008	181	\$49,194		\$340,796	\$6,361	\$45,712	\$3,761	\$6,667	\$766				\$453,257
2008	182	\$63,161		\$237,347	\$384	\$27,109	\$7,633	\$2,730					\$338,365
2008	183	\$90,850		\$122,668	\$274	\$10,266	\$869	\$9,664					\$234,590
2008	185	\$27,737				\$541		\$1,223					\$29,501
2008	186	\$8,066		\$7,055		\$872	\$317						\$16,309
2008	187	\$24,201	\$500	\$2,341	\$92	\$3,381	\$292	\$211	\$39				\$31,056
2008	188	\$1,472			\$203	\$1,128	\$118	\$499					\$3,420
2008	189			\$545									\$545
2008	18H			\$15,108									\$15,108
2008	18J	\$317,579				\$1,754	\$2,468	\$3,518					\$325,319
2008	18K			\$3,296	\$15,956	\$351	\$33,257	\$7,221					\$60,081
2008	18L	\$234,291	\$494		\$16,594	\$14,202	\$7,520	\$4,061	\$187				\$277,348
2008	18M	\$17,924				\$8,023	\$93	\$1,740					\$27,779
2008	200	\$112,162	\$29,519	\$341,239	\$32,322	\$587,557	\$84,034	\$92,453	\$14,418				\$1,293,704
2008	201		\$4,256	\$2,726	\$7,344	\$7,172	\$3,995	\$3,782					\$29,276
2008	202	\$4,328,508	\$41,772	\$6,660	\$463,838	\$521,184	\$19,629	\$56,568	\$15,622				\$5,453,782
2008	203					\$8,607	\$914						\$9,521
2008	204	\$84,123			\$7,982	\$1,314	\$1,092	\$1,458	\$1,275				\$97,245
2008	205				\$2,153		\$575	\$1,915					\$4,642
2008	206						\$2,631						\$2,631
2008	230	\$1,167,284	\$2,157	\$2,750,747	\$73,416	\$327,329	\$36,746	\$81,589	\$4,057				\$4,443,325

Agency IT Portfolio: Natural Resources Dept

IT Spend - updated: 2010

Fiscal Year	Fund	Salaries	Repairs	Prof/Tech Services	Computer & System Services	Communications	Supplies	Equipment	Other Operating Costs	Agency Provided Tech Serv	Spending For Individuals	Other	Total
2008	231	\$4,457		\$21,175			\$117						\$25,750
2008	232	\$32,620											\$32,620
2008	233					\$1,822	\$592						\$2,414
2008	234						\$35						\$35
2008	237	\$215											\$215
2008	239	\$75,558	\$615		\$1,621	\$5,344	\$3,903	\$6,023		\$15,465			\$108,529
2008	300	\$64,954	\$1,020	\$960	\$27,524	\$13,122	\$2,694	\$22,039					\$132,313
2008	331					\$12							\$12
2008	500		\$14,239	\$61,980	\$258	\$398	\$3,470	\$14,101	\$650				\$95,096
2008	521					\$4,425	\$541	\$1,360					\$6,326
2008	522				\$157			\$6,606					\$6,763
2008	690			\$4,142	\$3,107	\$1,258	\$1,516	\$5,857	\$2,654				\$18,535
2008 Total:		\$7,550,193	\$116,328	\$4,224,887	\$758,880	\$2,272,234	\$370,387	\$557,121	\$157,129	\$15,465			\$16,022,624
2009	030	\$118,264			\$2,305	\$2,308	\$106	\$5,768					\$128,752
2009	100	\$895,009	\$15,036	\$676,904	\$251,247	\$633,183	\$162,713	\$686,142	\$87,928				\$3,408,163
2009	181	\$69,484	\$65	\$361,876	\$3,565	\$43,745	\$4,872	\$17,833	\$932				\$502,372
2009	182	\$67,184	\$104	\$226,352	\$578	\$24,414	\$2,745	\$2,377	\$247				\$324,000
2009	183	\$91,415		\$121,722	\$578	\$12,406	\$2,627	\$4,546	\$80				\$233,374
2009	185	\$29,333			\$152	\$403	\$1,207						\$31,096
2009	186	\$10,641		\$5,858		\$623	\$159						\$17,281
2009	187	\$33,790		\$1,425		\$5,842	\$1,982		\$1,420				\$44,458
2009	188	\$94,661		\$27	\$453	\$1,985	\$648	\$4,104					\$101,877
2009	189			\$592									\$592

IT Spend - updated: 2010

Fiscal Year	Fund	Salaries	Repairs	Prof/Tech Services	Computer & System Services	Communications	Supplies	Equipment	Operating Costs	Provided Tech Serv	For Individuals	Other	Total
2009	18E				\$275								\$275
2009	18H			\$13,327									\$13,327
2009	18J	\$347,385				\$2,073	\$570	\$2,147					\$352,174
2009	18K			\$6,068	\$15,993	\$291	\$4,153	\$1,983					\$28,487
2009	18L	\$277,829	\$392	\$247,058	\$11,617	\$8,395	\$5,346	\$28,079	\$1,164				\$579,882
2009	18M	\$17,186			\$123	\$13,996	\$572	\$10,355					\$42,232
2009	18N	\$2,402						\$1,612					\$4,013
2009	200	\$132,701	\$14,366	\$57,638	\$928,829	\$549,659	\$93,703	\$124,906	\$7,053				\$1,908,857
2009	201		\$4,482		\$72,156	\$5,305	\$7,975	\$12,725					\$102,644
2009	202	\$4,407,057	\$33,303	\$16,406	\$787,495	\$554,698	\$29,134	\$88,168	\$2,185				\$5,918,444
2009	203			\$7,000		\$9,716	\$831						\$17,547
2009	204					\$1,486	\$8,844	\$2,568					\$12,898
2009	205						\$1,884		\$2,846				\$4,729
2009	206							\$1,704					\$1,704
2009	230	\$1,245,018	\$5,099	\$2,722,883	\$62,324	\$381,738	\$63,811	\$477,194	\$15,715				\$4,973,782
2009	231	\$1,873				\$53		\$6,515					\$8,441
2009	232	\$32,823											\$32,823
2009	233					\$1,625							\$1,625
2009	234					\$345							\$345
2009	239	\$112,712			\$4,566	\$6,558	\$21,261	\$10,371					\$155,467
2009	300	\$133,743	\$1,035	\$66,434	\$24,360	\$8,664	\$8,221	\$49,543					\$291,999
2009	521					\$4,405	\$460	\$7,876					\$12,740
2009	690			\$2,106	\$12,801	\$3,764	\$153	\$7,071					\$25,896

IT Spend - updated: 2010

Fiscal Year	Fund	Salaries	Repairs	Prof/Tech Services	Computer & System Services	Communications	Supplies	Equipment	Operating Costs	Provided Tech Serv	For Individuals	Other	Total
	009 Total:	\$8,120,509	\$73,883	\$4,533,677	\$2,179,417	\$2,277,680	\$423,977	\$1,553,585	\$119,568				\$19,282,296
2010	030	\$135,395		\$60,000	\$1,660	\$384		\$19,195					\$216,634
2010	100	\$801,732	\$10,439	\$62,920	\$68,542	\$594,097	\$71,337	\$74,276	\$84,762				\$1,768,104
2010	181	\$52,219	\$1,686	\$397,200	\$3,888	\$48,295	\$3,408	\$17,924	\$133				\$524,753
2010	182	\$66,961	\$230	\$251,298	\$1,648	\$21,953	\$1,644	\$8,335	\$108				\$352,177
2010	183	\$87,682	\$871	\$136,564	\$2,701	\$17,866	\$780	\$1,967	\$163				\$248,594
2010	185	\$31,705			\$4,719	\$1,120	\$2,170						\$39,714
2010	186	\$10,315	\$24	\$5,366	\$155	\$1,671	\$4	\$1,811	\$20				\$19,365
2010	187	\$32,829	\$20	\$1,319	\$258	\$3,576	\$114	\$3,219	\$20				\$41,355
2010	188	\$97,151				\$2,035							\$99,186
2010	189			\$635									\$635
2010	18E				\$218								\$218
2010	18H			\$19,534									\$19,534
2010	18J	\$395,719		\$317,671									\$713,391
2010	18K			\$16,329	\$20,441	\$358	\$56						\$37,184
2010	18L	\$329,049	\$29	\$17,060	\$2,738	\$8,830	\$3,252						\$360,957
2010	18M	\$18,585			\$4,483	\$14,076	\$518	\$3,573					\$41,234
2010	18N					\$358	\$56						\$414
2010	200	\$79,610	\$13,023	\$91,513	\$23,251	\$478,276	\$73,608	\$65,899	\$1,913				\$827,091
2010	201		\$2,903		\$5,889	\$4,444	\$7,255	\$4,433	\$1,720				\$26,644
2010	202	\$4,491,402	\$32,240	\$101,515	\$1,100,256	\$282,877	\$74,647	\$259,587	\$14,923	\$11,080			\$6,368,527
2010	203		\$150			\$9,766	\$778						\$10,694
2010	204			\$14,100	\$1,800	\$1,299	\$7,285	\$7,465					\$31,949

Agency IT Portfolio: Natural Resources Dept

IT Spend - updated: 2010

Fiscal Year	Fund	Salaries	Repairs	Prof/Tech Services	Computer & System Services	Communications	Supplies	Equipment	Other Operating Costs	Agency Provided Tech Serv	Spending For Individuals	Other	Total
2010	205		\$2,096		\$4,372	\$9,065	\$689	\$2,452	\$1,571				\$20,244
2010	206				\$640								\$640
2010	230	\$1,247,626	\$9,107	\$3,429,275	\$80,679	\$317,524	\$20,846	\$64,059	\$4,836				\$5,173,952
2010	231	\$473			\$761	\$79	\$74						\$1,388
2010	232	\$25,891					\$128						\$26,019
2010	233					\$1,514	\$1,663						\$3,177
2010	234					\$343							\$343
2010	235						\$1,026						\$1,026
2010	238						\$38						\$38
2010	239	\$122,249	\$226	\$198	\$3,312	\$18,178	\$1,964	\$4,165	\$81				\$150,373
2010	300	\$105,309		\$152,118	\$31,780	\$7,061	\$7,200	\$8,646					\$312,115
2010	331		\$21	\$17	\$139	\$661	\$3	\$6	\$20				\$867
2010	352	\$73,991		\$1,956,566	\$3,933	\$3,061	\$320	\$5,906					\$2,043,778
2010	353	\$52,130			\$6,346	\$91	\$8,579	\$65,655					\$132,800
2010	521		\$78			\$2,429	\$253	\$2,268					\$5,028
2010	522		\$78		\$969	\$1,519	\$315						\$2,880
2010	690			\$2,231	\$2,489	\$1,142	\$3,468	\$2,511					\$11,841
2010 Total:		\$8,258,025	\$73,219	\$7,033,429	\$1,378,068	\$1,853,949	\$293,477	\$623,351	\$110,268	\$11,080			\$19,634,866

Application Portfolio - updated: 2010

Application	Description	Business Purpose	Customer Group	Platform	Implemented	Last Update	Life Cycle Stage	Operations Cost
Adaptive Data Management System	Planned and actual management projects on scientific and natural areas and other land administered by Ecological Resources	Natural resource management	Mostly internal to agency	Server	2009	2009	Emerging	0 - \$100k
	<p>Low High</p> <p>Business Value: ___◆___</p>	<p>Poor Excellent</p> <p>Technical Condition: ___◆___</p>	Comments: First phase complete, just rolling out into the business. Phase 2 starting up fall 2010.					
Arrests & Confiscations	Tracking of all arrests, warnings and confiscations for the division	Law enforcement	All of the above	Mainframe	Prior 1985	2005	Maturity	0 - \$100k
	<p>Low High</p> <p>Business Value: ___◆___</p>	<p>Poor Excellent</p> <p>Technical Condition: ___◆___</p>	Comments: Can not do with out this system and there is nothing in place to replace it.					
BIOTICS	Biotics is DNR's core Natural Heritage information system. It was developed by NatureServe for a consortium of state heritage programs. The system incorporates custom applications for spatial data management, tabular data management, data import/export an	Natural resource management	Specific sub-group of customers or clients	Server	2004	2005	Maturity	0 - \$100k
	<p>Low High</p> <p>Business Value: ___◆___</p>	<p>Poor Excellent</p> <p>Technical Condition: ___◆___</p>	Comments:					
Cellphones	Allows employees and supervisors to classify calls on state cell phones as to whether they are business calls or personal calls	Employee relations	Mostly internal to agency	Server	2009	2009	Maturity	0 - \$100k
	<p>Low High</p> <p>Business Value: ___◆___</p>	<p>Poor Excellent</p> <p>Technical Condition: ___◆___</p>	Comments:					
Climatology Information System	This system is a current and historic collection of climatic information from a variety of sources for the whole state. It is a primary source for historic information on temperature, precipitation and other weather data and has many different types of re	Natural resource management	All of the categories identified	Server	Prior 1985	2005	Maturity	0 - \$100k
	<p>Low High</p> <p>Business Value: ___◆___</p>	<p>Poor Excellent</p> <p>Technical Condition: ___◆___</p>	Comments:					

Application Portfolio - updated: 2010

Application	Description	Business Purpose	Customer Group	Platform	Implemented	Last Update	Life Cycle Stage	Operations Cost
Commercial Licensing System	Issuing licenses to a variety of types of commercial enterprises including, hunting and fishing guides, taxidermists, fish hatcheries, and bait transporters.	Licenses or permits	Specific sub-group of customers or clients	PC	2000	2000	Decline	0 - \$100k
	Business Value: Low High ◆ 	Technical Condition: Poor Excellent ◆ 	Comments: Scheduled for replacement in the next year.					
Consolidated Database	Application to manage fleet, fixed asset, safety and facilities information.	Natural resource management	Mostly internal to agency	PC	1996	2000	Decline	\$100k - \$500k
	Business Value: Low High ◆ 	Technical Condition: Poor Excellent ◆ 	Comments: Also includes a self-service web-based set of functionality...					
DEARS	Time keeping, Expense Reporting, Vehicle Use and work planning for every division employee	Law enforcement	Mostly internal to agency	PC	1997	2006	Growth	0 - \$100k
	Business Value: Low High ◆ 	Technical Condition: Poor Excellent ◆ 	Comments: Used by every division employee on a daily basis.					
Electronic Licensing System	DNR's electronic system for issuing hunting and fishing licenses and recreational vehicle registrations and titles.	Natural resource management	Mostly citizens at large	Mainframe	2000	2005	Growth	greater than \$1 million
	Business Value: Low High ◆ 	Technical Condition: Poor Excellent ◆ 	Comments: A new contract was signed earlier this year. We are in the middle of a major upgrade to the Game and Fish licensing aspect of ELS.					
Environmental Review Database	Tool for tracking environmental review projects within the agency.	Natural resource management	Mostly internal to agency	Server	2000	2008	Maturity	0 - \$100k
	Business Value: Low High ◆ 	Technical Condition: Poor Excellent ◆ 	Comments:					
Fisheries Work Unit Planning	Planning and budgeting application.	Natural resource management	Mostly internal to agency	PC	2008	2008	Growth	0 - \$100k
	Business Value: Low High ◆ 	Technical Condition: Poor Excellent ◆ 	Comments: Another Java WebStart fisheries application.					

Application Portfolio - updated: 2010

Application	Description	Business Purpose	Customer Group	Platform	Implemented	Last Update	Life Cycle Stage	Operations Cost
Forestry Electronic Burning Permit System	An internet and phone based application to dispense burning permits to the public and enable those responsible for fire prevention and suppression to see where burning permits have been issued.	Environmental protection	Specific sub-group of customers or clients	Server	2006	2008	Growth	0 - \$100k
	<p>Business Value: Low High ◆ </p> <p>Technical Condition: Poor Excellent ◆ </p> <p>Comments:</p>							
FORIST-Forest Inventory Module	Vegetative cover information on several million acres of state land	Natural resource management	Mostly internal to agency	Server	2003	2007	Maturity	0 - \$100k
	<p>Business Value: Low High ◆ </p> <p>Technical Condition: Poor Excellent ◆ </p> <p>Comments: ArcGIS application with integrated Field Data Recorder Module</p>							
FORIST-Private Forest Management Module	Cooperating with private woodlot owners in the creation and monitoring of stewardship plans	Natural resource management	Mostly citizens at large	Server	2010	2010	Emerging	0 - \$100k
	<p>Business Value: Low High ◆ </p> <p>Technical Condition: Poor Excellent ◆ </p> <p>Comments:</p>							
FORIST-Silviculture and Roads Module	Planned and actual forest development projects such as harvests, site preparation, planting or seeding, and timber stand improvement activities.	Natural resource management	Mostly internal to agency	Server	2003	2003	Maturity	\$100k - \$500k
	<p>Business Value: Low High ◆ </p> <p>Technical Condition: Poor Excellent ◆ </p> <p>Comments:</p>							
FORIST-Timber Sales Module	Timber sale activities from appraising commercial wood, advertising sales, administering timber sale permits, monitoring harvest activities, collecting actual harvest quantities, and billing permittees for harvested wood	Natural resource management	Specific sub-group of customers or clients	Server	2007	2007	Maturity	\$100k - \$500k
	<p>Business Value: Low High ◆ </p> <p>Technical Condition: Poor Excellent ◆ </p> <p>Comments:</p>							

Application Portfolio - updated: 2010

Application	Description	Business Purpose	Customer Group	Platform	Implemented	Last Update	Life Cycle Stage	Operations Cost
GIS Data Resource Sites	A system that manages and maintains the DNR GIS corporate resources at more than 70 sites statewide and three State Agencies (Ag, DOT, BWSR), keeping them in sync with the master GIS dataset. Also includes GIS data dictionary information and the GIS Data Deli, through which GIS data is distributed to partners, researchers, private industry, and the general public	Natural resource management	Mostly internal to agency	Server	2001	2002	Decline	\$100k - \$500k
	<p>Business Value: Low High ◆ </p> <p>Technical Condition: Poor Excellent ◆ </p> <p>Comments: This is a mature, well functioning system that has outgrown it's designed functional capabilities due to the effective growth in the use of GIS technology. It is in need of an upgrade to keep in line with current GIS technologies.</p>							
Guidelines Monitoring Application	Collects information about the degree to which timber harvests complied with the state's "best management practices." The information is collected in a sample of harvest locations, both on and off of state land	Natural resource management	Other state agencies or bodies	PC	2009	2009	Growth	0 - \$100k
	<p>Business Value: Low High ◆ </p> <p>Technical Condition: Poor Excellent ◆ </p> <p>Comments:</p>							
Hydstra	Hydstra is a proprietary binary data management system designed to manage large quantities of time series data. In this case it is managing water quantity and water quality information from a number of stream gaging sites around the state. It also has a n	Environmental protection	Mostly internal to agency	PC	2005	2006	Decline	0 - \$100k
	<p>Business Value: Low High ◆ </p> <p>Technical Condition: Poor Excellent ◆ </p> <p>Comments: Existing system is PC-based and is scheduled for replacement in the next 12 months. RFP issued in fall 2010.</p>							
Incident Reporting System	Tracks a variety of incidents (e.g. trespass, fires, etc...) that occur on Forestry lands.	Natural resource management	Mostly internal to agency	Server	2008	2008	Growth	0 - \$100k
	<p>Business Value: Low High ◆ </p> <p>Technical Condition: Poor Excellent ◆ </p> <p>Comments:</p>							

Application Portfolio - updated: 2010

Application	Description	Business Purpose	Customer Group	Platform	Implemented	Last Update	Life Cycle Stage	Operations Cost
Lake Survey Module	Fish measurement and habitat observation database for managing Minnesota's lake fisheries.	Natural resource management	Mostly internal to agency	PC	2006	1993	Emerging	0 - \$100k
	<p>Business Value: Low High ◆ </p> <p>Technical Condition: Poor Excellent ◆ </p> <p>Comments:</p>							
Lakes Database	This data base is the sources for lake identification numbers used by all agencies in MN. It contains a lot of basic information about lakes including information on lake levels collected by volunteer gage readers. It also has built in reporting and pre	Natural resource management	All of the categories identified	Server	Prior 1985	2008	Maturity	0 - \$100k
	<p>Business Value: Low High ◆ </p> <p>Technical Condition: Poor Excellent ◆ </p> <p>Comments:</p>							
Land Records System	Tracks state land for acquisition (\$20 million), land contracts (\$5 million), and PILT (\$15 million).	Natural resource management	Mostly internal to agency	Mainframe	1986	1993	Maturity	\$100k - \$500k
	<p>Business Value: Low High ◆ </p> <p>Technical Condition: Poor Excellent ◆ </p> <p>Comments: System currently under redevelopment, scheduled for release in summer 2011. This assessment is for the existing system.</p>							
Nurseries	Inventory, sales, and billing information supporting the operation of the state's two tree nurseries.	Natural resource management	Specific sub-group of customers or clients	PC	1995	2004	Decline	0 - \$100k
	<p>Business Value: Low High ◆ </p> <p>Technical Condition: Poor Excellent ◆ </p> <p>Comments: MS Access application. Dates of implimentation and update are approximate.</p>							
Observation Well Data Base	This system is used to store information about wells and to record water levels in wells for different aquifers around the state	Natural resource management	Other state agencies	Server	Prior 1985	2008	Growth	0-\$100k
	<p>Business Value: Low High ◆ </p> <p>Technical Condition: Poor Excellent ◆ </p> <p>Comments:</p>							

Application Portfolio - updated: 2010

Application	Description	Business Purpose	Customer Group	Platform	Implemented	Last Update	Life Cycle Stage	Operations Cost
Outcomes Tracking	Assembles and reports data on DNR objectives, methods of measuring them, target and actual measures, and the programs and projects that pursue the objectives	Natural resource management	Other state agencies or bodies	Server	2010	2010	Emerging	0 - \$100k
	Business Value: Low High ◆ 	Technical Condition: Poor Excellent ◆ 	Comments:					
Pathology Lab	Application to track pathology case work.	Natural resource management	Mostly internal to agency	Server	2000	2008	Maturity	0 - \$100k
	Business Value: Low High ◆ 	Technical Condition: Poor Excellent ◆ 	Comments: Scheduled for significant upgrade in next 12 months or so.					
Public Website	The DNR public internet website and associated support applications (www.dnr.state.mn.us).	Other	Mostly citizens at large	Server	1995	2008	Maturity	\$100k - \$500k
	Business Value: Low High ◆ 	Technical Condition: Poor Excellent ◆ 	Comments: Utilizes a home-grown content management system for the bulk of content. Includes a number of custom content delivery and management applications. Encompasses a number of physical platforms and databases.					
Releve	Tool for managing biological plot (releve) data.	Natural resource management	Mostly internal to agency	Server	2009	2009	Growth	0 - \$100k
	Business Value: Low High ◆ 	Technical Condition: Poor Excellent ◆ 	Comments: Brand spanking new...					
ReserveMN	Take and maintain reservations for State Park campsites and lodging and track Merchandise Sales. Record and deposit all revenue collected by MN State Parks	Natural resource management	Mostly internal to agency	Server	2007	2007	Growth	\$100k - \$500k
	Business Value: Low High ◆ 	Technical Condition: Poor Excellent ◆ 	Comments: Agency is currently preparing an RFP for the next generation of this system(s).					
State Water Use Data System (SWUDS)	This system contains information on water use that is reported each year by permitted water appropriators. It contains a number of predetermined report and presentation capabilities.	Natural resource management	Mostly internal to agency	Server	Prior 1985	2006	Maturity	0 - \$100k
	Business Value: Low High ◆ 	Technical Condition: Poor Excellent ◆ 	Comments:					

Application Portfolio - updated: 2010

Application	Description	Business Purpose	Customer Group	Platform	Implemented	Last Update	Life Cycle Stage	Operations Cost
Stocking Module	Fish disposition tracking database for managing Minnesota's fish stocking.	Natural resource management	Mostly internal to agency	PC	2000	2010	Growth	0 - \$100k
	<p>Business Value: Low High ◆ </p> <p>Technical Condition: Poor Excellent ◆ </p> <p>Comments: Entirely re-implemented in 2010 in a means consistent with other Fisheries business applications. Uses Java WebStart.</p>							
Timber Producers	Tracks primary (e.g. mills) and secondary (e.g. furniture maker) producers of wood and wood products in MN.	Natural resource management	Specific sub-group of customers or clients	Server	2002	2002	Maturity	0 - \$100k
	<p>Business Value: Low High ◆ </p> <p>Technical Condition: Poor Excellent ◆ </p> <p>Comments:</p>							
Tree Inspectors	Tracks the tree inspector training and licensure.	Natural resource management	Specific sub-group of customers or clients	Server	2008	2008	Maturity	0 - \$100k
	<p>Business Value: Low High ◆ </p> <p>Technical Condition: Poor Excellent ◆ </p> <p>Comments: Moved from Dept. of Agriculture in 2008.</p>							
Water Permits	This system tracks permit that allow work to be done in the beds of public waters or to appropriate water from lakes, streams and ground water	Natural resource management	Mostly internal to agency	Server	Prior 1985	2005	Maturity	0 - \$100k
	<p>Business Value: Low High ◆ </p> <p>Technical Condition: Poor Excellent ◆ </p> <p>Comments:</p>							
Wheels	Application and Database to manage DNR managed trails and related informatino	Natural resource management	Specific sub-group of customers or clients	Server	2006	2006	Growth	0 - \$100k
	<p>Business Value: Low High ◆ </p> <p>Technical Condition: Poor Excellent ◆ </p> <p>Comments: system could be built out with more capabilities.</p>							
WIRES	DNR accounts receivable system.	Accounting and budgeting	Mostly internal to agency	Server	2003	2008	Maturity	\$500k - \$1 million
	<p>Business Value: Low High ◆ </p> <p>Technical Condition: Poor Excellent ◆ </p> <p>Comments: Implement using Oracle Financials. WIRES will not be replaced as part of the state's SWIFT implementation. Is a candidate for upgrade in the next 12 months.</p>							

Project Portfolio - updated: 2010

Project	Cost	Start	Finish	State	Status	Scope	Type	Outcome	Driver
DNR - Campground Registration and POS System		1/1/2007	12/31/2011	Active	Green	Agency Unique	Application Development		Mandatory or Legal
DNR - Land Records System	\$5,060,000	7/1/2007	6/30/2011	Active	Yellow	Agency Unique	Application Development		Mitigation of Operational Risk

Project Portfolio: -Updated: 2012

Project	Cost	Start	Finish	State	Status	Scope	Type	Primary Outcome	Primary Driver
DNR - Campground Registration and POS System		1/1/2007	12/31/2011	Completed	Closure	Agency Unique	Application Development	Other	Mandatory or Legal

This page left blank to support duplex printing

IT Spend - updated: 2010

Fiscal Year	Fund	Salaries	Repairs	Prof/Tech Services	Computer & System Services	Communications	Supplies	Equipment	Operating Costs	Provided Tech Serv	For Individuals	Other	Total
2008	171	\$187,929		\$4,950	\$5,044	\$21,202	\$1,067	\$4,941					\$225,134
	008 Total:	\$187,929		\$4,950	\$5,044	\$21,202	\$1,067	\$4,941					\$225,134
2009	171	\$196,208	\$1,505	\$284,028	\$48,138	\$23,373	\$8,646	\$108,266					\$670,164
	009 Total:	\$196,208	\$1,505	\$284,028	\$48,138	\$23,373	\$8,646	\$108,266					\$670,164
2010	171	\$197,868		\$32,110	\$7,036	\$21,282	\$270	\$734					\$259,301
	010 Total:	\$197,868		\$32,110	\$7,036	\$21,282	\$270	\$734					\$259,301

Application Portfolio - updated: 2010

Application	Description	Business Purpose	Customer Group	Platform	Implemented	Last Update	Life Cycle Stage	Operations Cost
Discipline Case Management System	Complaint management application	Licenses or permits	Mostly internal to agency	Other	2001	2001	Decline	0 - \$100k
	<p>Business Value: Low High ◆ </p> <p>Technical Condition: Poor Excellent ◆ </p> <p>Comments: Multi-tiered application with both database server and desktop PC components</p>							
Electronic Document Management System	Provides electronic access to concluded case files	Other	Mostly internal to agency	PC	2003	2003	Decline	0 - \$100k
	<p>Business Value: Low High ◆ </p> <p>Technical Condition: Poor Excellent ◆ </p> <p>Comments: Extremely limited functionality. No capability to add new documents.</p>							
MBN Information System	licensing database	Licenses or permits	Mostly internal to agency	Other	1997	2000	Decline	0 - \$100k
	<p>Business Value: Low High ◆ </p> <p>Technical Condition: Poor Excellent ◆ </p> <p>Comments: Multi-tiered application with both database server and desktop PC components</p>							
Nursing Education Database	Desktop database application supporting the education program approval process	Education - Post secondary	Mostly internal to agency	PC	2001	2001	Growth	0 - \$100k
	<p>Business Value: Low High ◆ </p> <p>Technical Condition: Poor Excellent ◆ </p> <p>Comments:</p>							
Online Services	web-based application services	Licenses or permits	Businesses or professions	Server	2002	2008	Growth	0 - \$100k
	<p>Business Value: Low High ◆ </p> <p>Technical Condition: Poor Excellent ◆ </p> <p>Comments: Web based multi-tiered application with both web server, database server and desktop web browser components incorporating web services for external customers</p>							
Reporting System	Application that generates on-demand reports	Other	Mostly internal to agency	Server	2008	2008	Maturity	0 - \$100k
	<p>Business Value: Low High ◆ </p> <p>Technical Condition: Poor Excellent ◆ </p> <p>Comments: Ties together data generated from multiple other systems to generate on-demand reports</p>							

Project Portfolio : - Updated: 2012

No Projects Registered

Agency IT Portfolio: Nursing Home Admin Board

IT Spend - update : 2010

Fiscal Year	Fund	Salaries	Repairs	Prof/Tech Services	Computer & System Services	Communications	Supplies	Equipment	Other Operating Costs	Agency Provided Tech Serv	Spending For Individuals	Other	Total
2008	171	\$68,130	\$46	\$21,590	\$21,932	\$3,285	\$1,524	\$5,907					\$122,414
2008	200	\$126,125			\$16,974			\$1,954					\$145,052
2008 Total:		\$194,255	\$46	\$21,590	\$38,906	\$3,285	\$1,524	\$7,860					\$267,466
2009	171	\$70,098	\$1,559	\$16,004	\$9,036	\$3,155	\$1,907	\$11,607					\$113,367
2009	200	\$152,942			\$39,743								\$192,685
2009 Total:		\$223,040	\$1,559	\$16,004	\$48,780	\$3,155	\$1,907	\$11,607					\$306,053
2010	171	\$100,308	\$1,739	\$4,930	\$6,551	\$3,789	\$221	\$1,286					\$118,823
2010	200	\$128,996			\$43,435								\$172,432
2010 Total:		\$229,304	\$1,739	\$4,930	\$49,986	\$3,789	\$221	\$1,286					\$291,255

Application Portfolio - updated: 2010

Application	Description	Business Purpose	Customer Group	Platform	Implemented	Last Update	Life Cycle Stage	Operations Cost
Small Board Licensing Management Database	Seven Health Licensing Boards collaborated to create a shared licensing data base.	Licenses or permits	Mostly citizens at large	PC	2001	2008	Growth	0 - \$100k
	Business Value: Low High ◆ 	Technical Condition: Poor Excellent ◆ 	Comments:					

Project Portfolio : - Updated: 2012

No Projects Registered

This page left blank to support duplex printing

IT Spend - updated: 2010

Fiscal Year	Fund	Salaries	Repairs	Prof/Tech Services	Computer & System Services	Communications	Supplies	Equipment	Operating Costs	Provided Tech Serv	For Individuals	Other	Total
2008	100	\$69,199	\$299		\$622	\$10,568	\$3,683	\$4,216					\$88,587
2008	200		\$769		\$1,628								\$2,398
008 Total:		\$69,199	\$1,068		\$2,250	\$10,568	\$3,683	\$4,216					\$90,984
2009	100	\$74,276	\$605		\$11,651	\$14,799	\$12,562	\$67,533					\$181,425
009 Total:		\$74,276	\$605		\$11,651	\$14,799	\$12,562	\$67,533					\$181,425
2010	100	\$73,251		\$10,763	\$32,352	\$13,713	\$1,624	\$709					\$132,410
010 Total:		\$73,251		\$10,763	\$32,352	\$13,713	\$1,624	\$709					\$132,410

Application Portfolio - updated: 2010

Application	Description	Business Purpose	Customer Group	Platform	Implemented	Last Update	Life Cycle Stage	Operations Cost
Case management system (Lotus Notes)	Tracking system for agency case files.	Other	Specific sub-group of customers or clients	Server		2007	Decline	0 - \$100k
	Business Value: Low High ◆ 	Technical Condition: Poor Excellent ◆ 	Comments: The Lotus Notes system has been replaced with the ECM system.					
Enterprise Case Management (ECM) system	Tracking system for agency case files.	Other	Specific sub-group of customers or clients	Server	2009	2010	Growth	0 - \$100k
	Business Value: Low High ◆ 	Technical Condition: Poor Excellent ◆ 	Comments: ECM was rolled out July 1, 2009, the beginning of FY 2010. We are continuing to make enhancements and modifications to the application.					

Project Portfolio : - Updated: 2012

No Projects Registered

This page left blank to support duplex printing

IT Spend - updated: 2010

Fiscal Year	Fund	Salaries	Repairs	Prof/Tech Services	Computer & System Services	Communications	Supplies	Equipment	Operating Costs	Provided Tech Serv	For Individuals	Other	Total
2008	200				\$8,989	\$6,117	\$2,077			\$315			\$17,499
2008 Total:					\$8,989	\$6,117	\$2,077			\$315			\$17,499
2009	200				\$10,010	\$5,872	\$1,025						\$16,907
2009 Total:					\$10,010	\$5,872	\$1,025						\$16,907
2010	200			\$1,300	\$9,698	\$5,863	\$242	\$25					\$17,127
2010 Total:				\$1,300	\$9,698	\$5,863	\$242	\$25					\$17,127

Application Portfolio

No Applications Registered

Project Portfolio : - Updated: 2012

No Projects Registered

This page left blank to support duplex printing

Agency IT Portfolio: Optometry Board

IT Spend - updated: 2010

Fiscal Year	Fund	Salaries	Repairs	Prof/Tech Services	Computer & System Services	Communications	Supplies	Equipment	Operating Costs	Provided Tech Serv	For Individuals	Other	Total
2008	171				\$52	\$335							\$387
2008 Total:					\$52	\$335							\$387
2009	171			\$4,930	\$127	\$320		\$3,514					\$8,891
2009 Total:					\$4,930	\$127	\$320	\$3,514					\$8,891
2010	171				\$48	\$328	\$12						\$388
2010 Total:					\$48	\$328	\$12						\$388

Application Portfolio - updated: 2010

Application	Description	Business Purpose	Customer Group	Platform	Implemented	Last Update	Life Cycle Stage	Operations Cost
Small Board Licensing Management Database	Seven Health Licensing Boards collaborated to create a shared licensing data base.	Licenses or permits	Mostly citizens at large	PC	2001	2008	Growth	0 - \$100k
	Business Value: Low High ◆ 	Technical Condition: Poor Excellent ◆ 	Comments:					

Project Portfolio : - Updated: 2012

No Projects Registered

This page left blank to support duplex printing

Agency IT Portfolio: Peace Officers Stds & Trng Bd

IT Spend - updated: 2010

Fiscal Year	Fund	Salaries	Repairs	Prof/Tech Services	Computer & System Services	Communications	Supplies	Equipment	Operating Costs	Provided Tech Serv	For Individuals	Other	Total
2008	200	\$76,410	\$117		\$2,324	\$10,634	\$491						\$89,975
2008 Total:		\$76,410	\$117		\$2,324	\$10,634	\$491						\$89,975
2009	200	\$81,618	\$510		\$369	\$8,154	\$2,466						\$93,117
2009 Total:		\$81,618	\$510		\$369	\$8,154	\$2,466						\$93,117
2010	200	\$83,471			\$1,352	\$8,552							\$93,374
2010 Total:		\$83,471			\$1,352	\$8,552							\$93,374

Application Portfolio - updated: 2010

Application	Description	Business Purpose	Customer Group	Platform	Implemented	Last Update	Life Cycle Stage	Operations Cost
POST Board Licensing Manager	Licensing records for active, inactive and expired peace officers.	Licenses or permits	Businesses or professions	PC	1999	2001	Decline	0 - \$100k
	Business Value: Low High ◆ 	Technical Condition: Poor Excellent ◆ 	Comments:					

Project Portfolio : - Updated: 2012

No Projects Registered

This page left blank to support duplex printing

IT Spend - updated: 2010

Fiscal Year	Fund	Salaries	Repairs	Prof/Tech Services	Computer & System Services	Communications	Supplies	Equipment	Other Operating Costs	Agency Provided Tech Serv	Spending For Individuals	Other	Total
2008	100	\$256,355	\$157		\$13,989	\$57,284	\$25,091	\$25,003	\$9,617				\$387,496
2008	200				\$1,260		\$420	\$2,112					\$3,792
2008	300						\$437						\$437
2008 Total:		\$256,355	\$157		\$15,249	\$57,284	\$25,947	\$27,115	\$9,617				\$391,724
2009	100	\$262,022	\$17,904		\$24,642	\$59,327	\$21,091	\$60,628	\$12,326				\$457,940
2009	200	\$122			\$329		\$8						\$459
2009 Total:		\$262,144	\$17,904		\$24,971	\$59,327	\$21,099	\$60,628	\$12,326				\$458,399
2010	100	\$242,511			\$45,695	\$60,834	\$53,337	\$120,775	\$20,937				\$544,088
2010	200		\$99		\$1,834		\$1,430	\$12,351					\$15,713
2010	690				\$1,200								\$1,200
2010 Total:		\$242,511	\$99		\$48,729	\$60,834	\$54,767	\$133,125	\$20,937				\$561,002

Application Portfolio - updated: 2008

Application	Description	Business Purpose	Customer Group	Platform	Implemented	Last Update	Life Cycle Stage	Operations Cost
AIM Database	Database for creating and disseminating Arts in Minnesota summer guide.	Education - E-12	Mostly citizens at large	Server	1997	1997	Maturity	0 - \$100k
	Business Value: Low High	Technical Condition: Poor Excellent	Comments:					
Purchase Order Info Sys	Purchase Order Information System: generate purchase requests, maintains an inventory and checkout system. Also merged older Contracts Log into this system, used for creating and logging contracts and grants.	Education - E-12	Mostly internal to agency	Server	1990	2008	Growth	0 - \$100k
	Business Value: Low High	Technical Condition: Poor Excellent	Comments: Older implementation ear due to merge with older data application.					
Resource Info Sys	Resource Information System: contact management and mailing list database	Education - E-12	Mostly internal to agency	Server	1996	2008	Growth	\$100k - \$500k
	Business Value: Low High	Technical Condition: Poor Excellent	Comments:					
Student Info Sys	Student Information System: typical school data application for student information	Education - E-12	Mostly internal to agency	Server	1993	2008	Growth	\$100k - \$500k
	Business Value: Low High	Technical Condition: Poor Excellent	Comments:					

Project Portfolio : - Updated: 2012

No Projects Registered

Agency IT Portfolio: Pharmacy Board

IT Spend - updated: 2010

Fiscal Year	Fund	Salaries	Repairs	Prof/Tech Services	Computer & System Services	Communications	Supplies	Equipment	Operating Costs	Provided Tech Serv	For Individuals	Other	Total
2008	171			\$60,015	\$15,252	\$4,097	\$764	\$18,187					\$98,314
2008 Total:				\$60,015	\$15,252	\$4,097	\$764	\$18,187					\$98,314
2009	171			\$2,772	\$25,369	\$3,858	\$279	\$11,086					\$43,365
2009 Total:				\$2,772	\$25,369	\$3,858	\$279	\$11,086					\$43,365
2010	171			\$4,770	\$22,857	\$4,213	\$336	\$2,319					\$34,494
2010	300			\$140,721				\$485					\$141,206
2010 Total:				\$145,491	\$22,857	\$4,213	\$336	\$2,804					\$175,701

Application Portfolio - updated: 2010

Application	Description	Business Purpose	Customer Group	Platform	Implemented	Last Update	Life Cycle Stage	Operations Cost
GL Suite	Licensure/Complaint/Discipline/Compliance software	Licenses or permits	Businesses or professions	Server	2003	2005	Growth	0 - \$100k
	Business Value: Low High ◆ 	Technical Condition: Poor Excellent ◆ 	Comments: Answers above were responded to by the Board of Psychology. The Board maintains a license to use the software.					
RxSentry (PMP)	Software used to manage the Minnesota Prescription Monitoring Program	Other	Businesses or professions	Other	2010		Emerging	\$100k - \$500k
	Business Value: Low High ◆ 	Technical Condition: Poor Excellent ◆ 	Comments: A vendor stores data in an offsite server. Board staff accesses data using software loaded on PCs					

Project Portfolio : - Updated: 2012

No Projects Registered

This page left blank to support duplex printing

Agency IT Portfolio: Physical Therapy Board

IT Spend - updated: 2010

Fiscal Year	Fund	Salaries	Repairs	Prof/Tech Services	Computer & System Services	Communications	Supplies	Equipment	Operating Costs	Provided Tech Serv	For Individuals	Other	Total
2008	171			\$24,990	\$77	\$1,231							\$26,299
2008 Total:				\$24,990	\$77	\$1,231							\$26,299
2009	171		\$26	\$29,920	\$2,037	\$4,293	\$1,969	\$10,412					\$48,657
2009 Total:				\$26	\$29,920	\$2,037	\$4,293	\$1,969	\$10,412				\$48,657
2010	171				\$72	\$1,085	\$57	\$136					\$1,350
2010 Total:					\$72	\$1,085	\$57	\$136					\$1,350

Application Portfolio - updated: 2010

Application	Description	Business Purpose	Customer Group	Platform	Implemented	Last Update	Life Cycle Stage	Operations Cost
Small Board Licensing Management Database	Seven Health Licensing Boards collaborated to create a shared licensing data base.	Licenses or permits	Businesses or professions	PC	2001	2008	Growth	0 - \$100k
	Business Value: Low High ◆ 	Technical Condition: Poor Excellent ◆ 	Comments:					

Project Portfolio : - Updated: 2012

No Projects Registered

This page left blank to support duplex printing

Agency IT Portfolio: Podiatric Medicine Board

IT Spend - updated: 2010

Fiscal Year	Fund	Salaries	Repairs	Prof/Tech Services	Computer & System Services	Communications	Supplies	Equipment	Operating Costs	Provided Tech Serv	For Individuals	Other	Total
2008	171			\$4,845	\$45	\$753	\$67						\$5,709
2008 Total:				\$4,845	\$45	\$753	\$67						\$5,709
2009	171			\$4,845	\$456	\$769	\$240	\$500					\$6,810
2009 Total:				\$4,845	\$456	\$769	\$240	\$500					\$6,810
2010	171				\$44	\$805							\$849
2010 Total:					\$44	\$805							\$849

Application Portfolio - updated: 2010

Application	Description	Business Purpose	Customer Group	Platform	Implemented	Last Update	Life Cycle Stage	Operations Cost
Small Board Licensing Management Database	Seven Health Licensing Boards collaborated to create a shared licensing data base.	Licenses or permits	Mostly citizens at large	PC	2001	2005	Growth	0 - \$100k
	Business Value: Low High ◆ 	Technical Condition: Poor Excellent ◆ 	Comments:					

Project Portfolio : - Updated: 2012

No Projects Registered

This page left blank to support duplex printing

Agency IT Portfolio: Pollution Control Agency

IT Spend

- updated: 2010

Fiscal Year	Fund	Salaries	Repairs	Prof/Tech Services	Computer & System Services	Communications	Supplies	Equipment	Other Operating Costs	Agency Provided Tech Serv	Spending For Individuals	Other	Total
2008	050					\$114,171							\$114,171
2008	100	\$246,697	\$11,080		\$63,537	\$370,071	\$74,680	\$45,854	\$678				\$812,598
2008	200	\$2,737,527	\$114,486		\$721,986	\$161,800	\$60,179	\$414,141	\$17,654	\$111,200			\$4,338,974
2008	300	\$757,330		\$12,000	\$11,919	\$278,961	\$1,766	\$6,129	\$2,400				\$1,070,505
2008	330	\$1,442,945			\$42,843	\$49	\$12,318	\$15,743	\$14,097				\$1,527,995
2008	331	\$188,138			\$1,243		\$4,803		\$3,526				\$197,710
2008 Total:		\$5,372,637	\$125,566	\$12,000	\$841,530	\$925,052	\$153,746	\$481,867	\$38,355	\$111,200			\$8,061,953
2009	100	\$488,422	\$39	\$689	\$6,923		\$16,853	\$15,715	\$350				\$528,990
2009	170		\$1,992		\$2,326								\$4,318
2009	200	\$2,359,235	\$196,606	\$72,477	\$693,273	\$980,427	\$133,774	\$101,726	\$4,447				\$4,541,965
2009	300	\$605,236		\$14,000	\$1,192		\$8,923						\$629,350
2009	330	\$2,422,605	\$461	\$1,105	\$27,384		\$8,045						\$2,459,600
2009	331	\$112,768	\$1,937	\$47,224	\$13,559	\$622	\$521		\$8,290				\$184,922
2009	690	\$4,351											\$4,351
2009 Total:		\$5,992,618	\$201,034	\$135,495	\$744,657	\$981,050	\$168,115	\$117,442	\$13,087				\$8,353,497
2010	050	\$23,642								\$98,812			\$122,454
2010	100	\$182,867											\$182,867
2010	170		\$461		\$349								\$809
2010	200	\$3,495,580	\$159,798	\$197,079	\$712,016	\$673,581	\$75,025	\$128,950	\$16,514				\$5,458,543
2010	300	\$730,883		\$31,055	\$665		\$1,200	\$5,776	\$8,400				\$777,979
2010	330	\$1,495,467		\$210	\$23,856	\$38	\$2,915	\$3,358					\$1,525,843
2010	331	\$118,544			\$2,034	\$898	\$1,494		\$1,973				\$124,942
2010	352	\$184,213		\$158,618	\$138,270		\$1,077	\$4,125	\$225				\$486,529

Agency IT Portfolio: Pollution Control Agency

IT Spend - updated: 2010

Fiscal Year	Fund	Salaries	Repairs	Prof/Tech Services	Computer & System Services	Communications	Supplies	Equipment	Other Operating Costs	Agency Provided Tech Serv	Spending For Individuals	Other	Total
2010	690	\$1,624											\$1,624
2010 Total:		\$6,232,820	\$160,259	\$386,962	\$877,190	\$674,517	\$81,711	\$142,210	\$27,111	\$98,812			\$8,681,592

Application Portfolio - updated: 2010

Application	Description	Business Purpose	Customer Group	Platform	Implemented	Last Update	Life Cycle Stage	Operations Cost
Air Emissions Inventory	Air Emissions from permitted facilities, used to calculate annual fees and report to EPA	Environmental protection	Businesses or professions	Server	2010	2010	Emerging	\$100k - \$500k
	Business Value: Low High ◆ 	Technical Condition: Poor Excellent ◆ 	Comments:					
AQ LIMS Application/Database	The Laboratory Information Management System (LIMS) is the database where we store air quality ambient monitoring data and a lot of associated metadata.	Environmental protection	Mostly internal to agency	Server	2000	2003	Maturity	0 - \$100k
	Business Value: Low High ◆ 	Technical Condition: Poor Excellent ◆ 	Comments:					
Assessment Database	The Assessment Database is used to store and report information on the assessment and TMDL listing of surface waters.	Environmental protection	Other state agencies or bodies	Server	2004	2006	Maturity	\$100k - \$500k
	Business Value: Low High ◆ 	Technical Condition: Poor Excellent ◆ 	Comments:					
Biological Monitoring Application/Database	Water quality biological monitoring data for both streams and wetlands. Two separate databases	Environmental protection	Mostly internal to agency	PC	1996	2006	Maturity	0 - \$100k
	Business Value: Low High ◆ 	Technical Condition: Poor Excellent ◆ 	Comments:					
Closed Landfill Database	Application/database to manage closed landfills	Environmental protection	Mostly internal to agency	Server	1998	1998	Maturity	0 - \$100k
	Business Value: Low High ◆ 	Technical Condition: Poor Excellent ◆ 	Comments:					
Complaints	System to receive and track citizen complaints about potential pollution.	Environmental protection	Mostly internal to agency	Server	2010	2010	Maturity	0 - \$100k
	Business Value: Low High ◆ 	Technical Condition: Poor Excellent ◆ 	Comments: Replaced the Incidents Management Application					
Contract Management	Application/database that supports managing contracts	Other	Mostly internal to agency	Server	2005		Maturity	0 - \$100k
	Business Value: Low High ◆ 	Technical Condition: Poor Excellent ◆ 	Comments:					

Application Portfolio - updated: 2010

Application	Description	Business Purpose	Customer Group	Platform	Implemented	Last Update	Life Cycle Stage	Operations Cost
Customers database	Contact information for all programs run by the former Office of Environmental Assistance	Other	Mostly internal to agency	PC	1999	2001	Maturity	0 - \$100k
	<p>Business Value: Low High ◆ </p> <p>Technical Condition: Poor Excellent ◆ </p> <p>Comments:</p>							
Delta – AQ	Application/database that supports AQ permitting, compliance & enforcement	Environmental protection	Mostly internal to agency	Server	1995	2002	Maturity	\$100k - \$500k
	<p>Business Value: Low High ◆ </p> <p>Technical Condition: Poor Excellent ◆ </p> <p>Comments:</p>							
Delta - Core	Database that contains facility level information to support agency-wide permitting, compliance and enforcement.		Mostly internal to agency	Server	1996	1996	Maturity	0 - \$100k
	<p>Business Value: Low High ◆ </p> <p>Technical Condition: Poor Excellent ◆ </p> <p>Comments:</p>							
Delta - WQ Watersheds	track administrative and financial data for PCA watershed grant programs (CWP, CWA Section 319)	Environmental protection	Mostly internal to agency	Server	2008	2008	Emerging	\$100k - \$500k
	<p>Business Value: Low High ◆ </p> <p>Technical Condition: Poor Excellent ◆ </p> <p>Comments:</p>							
Document Tracking	Application/database that tracks routing of documents such as due dates	Since this involves all sorts of documents, it could apply to all.	Mostly internal to agency	Server	2002		Maturity	0 - \$100k
	<p>Business Value: Low High ◆ </p> <p>Technical Condition: Poor Excellent ◆ </p> <p>Comments:</p>							
EDA	add other agencies interested in using this -- Dept. Ag	Environmental Protection	Mostly citizens at large	Server	2003	2008	Growth	0 - \$100k
	<p>Business Value: Low High ◆ </p> <p>Technical Condition: Poor Excellent ◆ </p> <p>Comments:</p>							
eDMR	Web-based online submittal of wastewater facility monitoring reports	Environmental protection	Specific sub-group of customers or clients	Server	2006	2007	Growth	0 - \$100k
	<p>Business Value: Low High ◆ </p> <p>Technical Condition: Poor Excellent ◆ </p> <p>Comments:</p>							

Application Portfolio - updated: 2010

Application	Description	Business Purpose	Customer Group	Platform	Implemented	Last Update	Life Cycle Stage	Operations Cost
E-Link	Database for technical and financial data for Clean Water Partnership projects and 319 projects	Environmental protection	Mostly internal to agency	Server	2004	2006	Maturity	0 - \$100k
	<p>Business Value: Low High ◆ </p> <p>Technical Condition: Poor Excellent ◆ </p> <p>Comments:</p>							
Employee Change Notification System	Notification system to appropriate administrative and business staff about new hires, departures and internal moves	Employee relations	Mostly internal to agency	Server	1997	2005	Maturity	0 - \$100k
	<p>Business Value: Low High ◆ </p> <p>Technical Condition: Poor Excellent ◆ </p> <p>Comments:</p>							
Employee Development Center	Pathlore System maintained by MnDOT	Environmental protection	Mostly internal to agency	Server	2009		Maturity	0 - \$100k
	<p>Business Value: Low High ◆ </p> <p>Technical Condition: Poor Excellent ◆ </p> <p>Comments:</p>							
Enforcement	Tracks activities related to enforcement actions against regulated facilities	Environmental protection	Mostly internal to agency	PC	2007		Growth	0 - \$100k
	<p>Business Value: Low High ◆ </p> <p>Technical Condition: Poor Excellent ◆ </p> <p>Comments:</p>							
EquiS	Commercial Software used to store Water Quality Monitoring Data. System shared with other state agencies (MDA) and partners.	Environmental protection	Mostly internal to agency	Server	2010		Emerging	\$500k - \$1 million
	<p>Business Value: Low High ◆ </p> <p>Technical Condition: Poor Excellent ◆ </p> <p>Comments: Replacing STORET</p>							
Fees Post	System to invoice fees to permittees and waste generators and track payment	Licenses or permits	Specific sub-group of customers or clients	Server	2000	2008	Maturity	0 - \$100k
	<p>Business Value: Low High ◆ </p> <p>Technical Condition: Poor Excellent ◆ </p> <p>Comments:</p>							
Greenstep Cities	Online Application for Cities that tracks and assist with Greenhouse gas generation reduction activities	Environmental protection	Local government/Higher Ed/E-12 Ed	Server	2010		Growth	0 - \$100k
	<p>Business Value: Low High ◆ </p> <p>Technical Condition: Poor Excellent ◆ </p> <p>Comments:</p>							

Application Portfolio - updated: 2010

Application	Description	Business Purpose	Customer Group	Platform	Implemented	Last Update	Life Cycle Stage	Operations Cost
Household Hazardous Waste	HHW Reports	Register individuals or businesses	Other	PC	2008	2009	Maturity	0 - \$100k
	Business Value: Low High ◆ 	Technical Condition: Poor Excellent ◆ 	Comments:					
HW Delta	Application/database that supports hazardous waste permitting, compliance and enforcement.	Environmental protection	Mostly internal to agency	Server	2000	2006	Maturity	0 - \$100k
	Business Value: Low High ◆ 	Technical Condition: Poor Excellent ◆ 	Comments:					
Hydstra Application/Database	A flow based data storage sytem for large volumes of time series data.	Environmental protection	Mostly internal to agency	Server	2004	2004	Decline	0 - \$100k
	Business Value: Low High ◆ 	Technical Condition: Poor Excellent ◆ 	Comments: Project underway to replace/upgrade					
Mlist	Customer Contact Information and Notification System (PCA list separate from former OEA)	Environmental protection	Mostly citizens at large	Server	Prior 1985	2006	Decline	0 - \$100k
	Business Value: Low High ◆ 	Technical Condition: Poor Excellent ◆ 	Comments: System being replaced by GovDelivery Service.					
National Environmental Information Exchange Network (NEIEN) System	Web services system to enable data sharing with EPA, states and other trading partners	Environmental protection	Specific sub-group of customers or clients	Server	2006	2006	Emerging	\$100k - \$500k
	Business Value: Low High ◆ 	Technical Condition: Poor Excellent ◆ 	Comments:					
NextStep Website Database (former OEA)	Repository of information used in the NextStep website.	Environmental protection	Mostly citizens at large	Server	2000	2005	Growth	0 - \$100k
	Business Value: Low High ◆ 	Technical Condition: Poor Excellent ◆ 	Comments:					
Onbase Document Management System	Move agency to managing its records and workflow electronically	Environmental protection	Mostly internal to agency	Server	2005	2006	Emerging	\$500k - \$1 million
	Business Value: Low High ◆ 	Technical Condition: Poor Excellent ◆ 	Comments: Electronic management eliminates the need for paper storage, improves customer service in responding to requests for information.					

Application Portfolio - updated: 2010

Application	Description	Business Purpose	Customer Group	Platform	Implemented	Last Update	Life Cycle Stage	Operations Cost
Process Inventory	Inventory of processes and related descriptions	Environmental protection	Mostly internal to agency	PC	2010		Emerging	0 - \$100k
	Business Value: Low High ◆ 	Technical Condition: Poor Excellent ◆ 	Comments:					
Recognition/Awards	Application/database to nominate individuals/teams for awards and to track rankings and final results.	Other	Mostly internal to agency	PC	2005		Maturity	0 - \$100k
	Business Value: Low High ◆ 	Technical Condition: Poor Excellent ◆ 	Comments:					
SCORE	Solid Waste Generation & Financial Data	Environmental protection	Local government/Higher Ed/E-12 Ed	Server	1999	2003	Maturity	0 - \$100k
	Business Value: Low High ◆ 	Technical Condition: Poor Excellent ◆ 	Comments:					
SEEK Website Database (former OEA)	Repository of information used in the SEEK website.	Grants management	Specific sub-group of customers or clients	Server	1996	2005	Maturity	0 - \$100k
	Business Value: Low High ◆ 	Technical Condition: Poor Excellent ◆ 	Comments:					
SRS Database	Application/database to manage superfund sites	Environmental protection	Mostly internal to agency	PC	1997	2002	Maturity	0 - \$100k
	Business Value: Low High ◆ 	Technical Condition: Poor Excellent ◆ 	Comments:					
STORET	Ambient water quality EPA data base	Environmental protection	Other	Server	Prior 1985	2006	Decline	0 - \$100k
	Business Value: Low High ◆ 	Technical Condition: Poor Excellent ◆ 	Comments: Project is underway to migrate data from STORET to Equis, after which STORET will be shut down.					
Stormwater Field Inspection System	Application that enables inspection data collection onsite during site visit and electronic submittal to PCA legacy system	Environmental protection	Mostly internal to agency	Server	2005	2006	Growth	0 - \$100k
	Business Value: Low High ◆ 	Technical Condition: Poor Excellent ◆ 	Comments:					

Agency IT Portfolio: Pollution Control Agency

Application Portfolio - updated: 2010

Application	Description	Business Purpose	Customer Group	Platform	Implemented	Last Update	Life Cycle Stage	Operations Cost
Stormwater Online (Web) Permit Application System	Application that enables online application for construction stormwater permits	Environmental protection	Businesses or professions	Server	2004	2008	Growth	\$100k - \$500k
	<p>Business Value: Low High ◆ </p> <p>Technical Condition: Poor Excellent ◆ </p> <p>Comments:</p>							
SW Delta	Application/database that supports solid waste permitting, compliance and enforcement.	Environmental protection	Mostly internal to agency	Server	1998	2004	Maturity	0 - \$100k
	<p>Business Value: Low High ◆ </p> <p>Technical Condition: Poor Excellent ◆ </p> <p>Comments:</p>							
Tableau	Business Intelligence and Data Visualization Tool	Environmental protection	Mostly internal to agency	Server	2007	2010	Growth	0 - \$100k
	<p>Business Value: Low High ◆ </p> <p>Technical Condition: Poor Excellent ◆ </p> <p>Comments:</p>							
TACS – Training & Certification System	Application/database that supports management of PCA training courses & certification programs	Environmental protection	Mostly internal to agency	Server	2006		Emerging	0 - \$100k
	<p>Business Value: Low High ◆ </p> <p>Technical Condition: Poor Excellent ◆ </p> <p>Comments:</p>							
TALES	Tanks, leaks and spills database	Environmental protection	Mostly internal to agency	Server	1987	2008	Maturity	0 - \$100k
	<p>Business Value: Low High ◆ </p> <p>Technical Condition: Poor Excellent ◆ </p> <p>Comments:</p>							
Timetracking	Application/database to record time worked in various categories and on projects.	Other	Mostly internal to agency	Server	2004	2006	Maturity	0 - \$100k
	<p>Business Value: Low High ◆ </p> <p>Technical Condition: Poor Excellent ◆ </p> <p>Comments:</p>							
WebSense	Commercial software that filters URL's, logs internet activity and reports staff internet use	Other	Mostly internal to agency	Server	2004		Growth	0 - \$100k
	<p>Business Value: Low High ◆ </p> <p>Technical Condition: Poor Excellent ◆ </p> <p>Comments:</p>							
What's in My Neighborhood	Web Application showing compliance and enforcement data for all facilities regulated by MPCA	Environmental protection	Mostly citizens at large	Server	2000	2009	Growth	0 - \$100k
	<p>Business Value: Low High ◆ </p> <p>Technical Condition: Poor Excellent ◆ </p> <p>Comments:</p>							

Application Portfolio - updated: 2010

Application	Description	Business Purpose	Customer Group	Platform	Implemented	Last Update	Life Cycle Stage	Operations Cost
Work Planning	Application/database to develop staff work plans and connect the work back to the PCA strategic plan	Accounting and budgeting	Mostly internal to agency	PC	2003	2006	Growth	0 - \$100k
	<p>Business Value: Low High ◆ </p> <p>Technical Condition: Poor Excellent ◆ </p> <p>Comments:</p>							
WQ Delta - Feedlots	Application/database that supports feedlot permitting, compliance and enforcement.	Environmental protection	Mostly internal to agency	Server	2000	2000	Growth	0 - \$100k
	<p>Business Value: Low High ◆ </p> <p>Technical Condition: Poor Excellent ◆ </p> <p>Comments:</p>							
WQ Delta - SSTS	Application/database that supports Small Sanitary Treatment System training and licensing	Environmental protection	Mostly internal to agency	Server	1998	2002	Maturity	0 - \$100k
	<p>Business Value: Low High ◆ </p> <p>Technical Condition: Poor Excellent ◆ </p> <p>Comments:</p>							
WQ Delta - Stormwater	Application/database that supports stormwater permitting, compliance and enforcement.	Environmental protection	Mostly internal to agency	Server	1997	2004	Maturity	0 - \$100k
	<p>Business Value: Low High ◆ </p> <p>Technical Condition: Poor Excellent ◆ </p> <p>Comments:</p>							
WQ Delta - Wastewater	Application/database that supports wastewater facility permitting, compliance and enforcement.	Environmental protection	Mostly internal to agency	Server	1997	2006	Maturity	\$100k - \$500k
	<p>Business Value: Low High ◆ </p> <p>Technical Condition: Poor Excellent ◆ </p> <p>Comments:</p>							

Project Portfolio - updated: 2010

Project	Cost	Start	Finish	State	Status	Scope	Type	Outcome	Driver
AQ Consolidated Emissions Data Repository (CEDR)	\$1,500,000	9/1/2009	9/30/2011	Active	Green	Agency Unique	Application Development		Other
Automated Federal Data Flows	\$125,000	10/4/2010	12/31/2010	Active	Green -	Agency Unique	Application Development		Other
Hydstra Replacement		10/1/2010	5/31/2011	Active	Green -	Shared Services	Infrastructure		Strategic
STORET Replacement Acquisition & Implementation	\$700,000	9/1/2009	9/30/2010	Active	Yellow -		Infrastructure		Mandatory or Legal
Watershed Data Integration Project - Phase 2	\$400,000	3/1/2010	2/28/2011	Active	Green	Agency Unique	Infrastructure		Strategic
Web Redesign	\$403,200	10/13/2008	12/31/2010	Completed	Yellow +	Agency Unique	Infrastructure		Strategic
WQ Infrastructure Data Management System	\$162,000	10/12/2009	6/30/2010	Active	Yellow	Agency Unique	Application Development		Other

Project Portfolio: - Updated: 2012

Project	Cost	Start	Finish	State	Status	Scope	Type	Primary Outcome	Primary Driver
WQ Infrastructure Data Management System	\$162,000	10/12/2009	6/30/2010	Completed	Closure	Agency Unique	Application Development	Increased Efficiency	Other
STORET Replacement Acquisition & Implementation	\$700,000	9/1/2009	9/30/2010	Completed	Closure		Infrastructure	Maintenance /Prevention	Mandatory or Legal
Automated Federal Data Flows	\$125,000	10/4/2010	12/31/2010	Completed	Execution	Agency Unique	Application Development	Increased Efficiency	Other
Web Redesign	\$403,200	10/13/2008	12/31/2010	Completed	Closure	Agency Unique	Infrastructure	Other	Strategic
Watershed Data Integration Project - Phase 2	\$400,000	3/1/2010	2/28/2011	Completed	Execution	Agency Unique	Infrastructure	Other	Strategic
AQ Consolidated Emissions Data Repository (CEDR)	\$1,500,000	9/1/2009	9/30/2011	Completed	Execution	Agency Unique	Application Development	Increased Efficiency	Other

IT Spend - updated: 2010

Fiscal Year	Fund	Salaries	Repairs	Prof/Tech Services	Computer & System Services	Communications	Supplies	Equipment	Operating Costs	Provided Tech Serv	For Individuals	Other	Total
2008	100				\$91	\$263							\$354
2008	200				\$429			\$2,152					\$2,581
2008 Total:					\$520	\$263		\$2,152					\$2,935
2009	100				\$57	\$339		\$458					\$854
2009	200						\$699	\$2,647	\$571				\$3,918
2009 Total:					\$57	\$339	\$699	\$3,105	\$571				\$4,771
2010	100					\$253							\$253
2010 Total:						\$253							\$253

Application Portfolio - updated: 2010

Application	Description	Business Purpose	Customer Group	Platform	Implemented	Last Update	Life Cycle Stage	Operations Cost
Dective Board Website	Provides information to general public and license holders regarding requirements, procedures, etc.	Licenses or permits	Constituent groups	Server	1999	2000	Maturity	0 - \$100k
	Business Value: <small>Low</small> <small>High</small>	Technical Condition: <small>Poor</small> <small>Excellent</small>	Comments: Applicatin works well, however more application ability would assist internally as well as clients.					
License Holder Database	Provides license holder identification.	Licenses or permits	Constituent groups	Mainframe	2000	2000	Maturity	0 - \$100k
	Business Value: <small>Low</small> <small>High</small>	Technical Condition: <small>Poor</small> <small>Excellent</small>	Comments: Application is functional internally, we would like to have it available to clients.					
Training Database	Provides information on approved training provider courses (i.e., types, topic, length).	Licenses or permits	Specific sub-group of customers or clients	Mainframe	2000	2000	Maturity	0 - \$100k
	Business Value: <small>Low</small> <small>High</small>	Technical Condition: <small>Poor</small> <small>Excellent</small>	Comments: Application is functional internally, we would like to have it available to clients.					

Project Portfolio : - Update 2012

No Projects Registered

Agency IT Portfolio: Psychology Board

IT Spend - updated: 2010

Fiscal Year	Fund	Salaries	Repairs	Prof/Tech Services	Computer & System Services	Communications	Supplies	Equipment	Operating Costs	Provided Tech Serv	For Individuals	Other	Total
2008	171			\$4,715	\$20,498	\$5,304	\$1,063	\$94					\$31,674
2008 Total:				\$4,715	\$20,498	\$5,304	\$1,063	\$94					\$31,674
2009	171		\$1,596	\$1,943	\$27,197	\$7,121	\$3,327	\$36,751	\$107				\$78,041
2009 Total:				\$1,596	\$1,943	\$27,197	\$7,121	\$3,327	\$107				\$78,041
2010	171				\$18,827	\$4,746	\$189						\$23,761
2010 Total:					\$18,827	\$4,746	\$189						\$23,761

Application Portfolio - updated: 2010

Application	Description	Business Purpose	Customer Group	Platform	Implemented	Last Update	Life Cycle Stage	Operations Cost
GL Suite	Licensure/Complaint/Discipline/Compliance software	Licenses or permits	Businesses or professions	Server	2003	2005	Growth	0 - \$100k
	Business Value: Low ◆ High 	Technical Condition: Poor ◆ Excellent 	Comments: Answers above were responded to by the Board of Psychology. The Board maintains a license to use the software.					

Project Portfolio : - Updated: 2012

No Projects Registered

This page left blank to support duplex printing

IT Spend - updated: 2010

Fiscal Year	Fund	Salaries	Repairs	Prof/Tech Services	Computer & System Services	Communications	Supplies	Equipment	Other Operating Costs	Agency Provided Tech Serv	Spending For Individuals	Other	Total
2008	100	\$200,774	\$138	\$119,748	\$180,519	\$290,092	\$48,413	\$202,645	\$17,973				\$1,060,301
2008	200			\$33,280									\$33,280
2008 Total:		\$200,774	\$138	\$153,028	\$180,519	\$290,092	\$48,413	\$202,645	\$17,973				\$1,093,581
2009	100	\$268,388	\$18,876	\$223,953	\$319,522	\$411,223	\$339,127	\$268,634	\$17,129				\$1,866,850
2009 Total:		\$268,388	\$18,876	\$223,953	\$319,522	\$411,223	\$339,127	\$268,634	\$17,129				\$1,866,850
2010	100	\$296,134	\$2,236	\$349,269	\$211,073	\$400,256	\$4,935	\$4,044	\$18,900				\$1,286,845
2010	200			\$13,951									\$13,951
2010 Total:		\$296,134	\$2,236	\$363,221	\$211,073	\$400,256	\$4,935	\$4,044	\$18,900				\$1,300,797

Application Portfolio - updated: 2010

Application	Description	Business Purpose	Customer Group	Platform	Implemented	Last Update	Life Cycle Stage	Operations Cost
Asset tracking	web-based equipment inventory tool Low High	Accounting and budgeting Poor Excellent	Mostly internal to agency	Server	2004	2004	Maturity	0 - \$100k
	Business Value: _____	Technical Condition: _____	Comments:					
Attorney timekeeper	web-based time recording tool Low High	Criminal justice administration Poor Excellent	Mostly internal to agency	Server	2001	2001	Maturity	0 - \$100k
	Business Value: _____	Technical Condition: _____	Comments: Timekeeping will not be wrapped into Gideon in the emerging phase but is scheduled as a future enhancement. Current development includes the "hooks" for this.					
Gideon I	New Appellate Office case and client management, with web interface and web-based statistics reporting tool Low High	Criminal justice administration Poor Excellent	Other	Server	2008		Growth	0 - \$100k
	Business Value: _____	Technical Condition: _____	Comments: Gideon I has replaced the Appellate Office's manual systems for managing cases, clients and statistics with a web based automated system that is able to pull data from MNCIS.					
Gideon II	SQL/Active Directory-based case and client management, with web interface and web-based statistics reporting tool Low High	Criminal justice administration Poor Excellent	Other	Server			Emerging	\$100k - \$500k
	Business Value: _____	Technical Condition: _____	Comments: Gideon II has replaced the LODB Foxpro 6 application in Districts 1,2,3,5 and 10. Its deployment in Districts 6,7,8and 9 will be complete by the end of the first quarter of CY2011.					
Law Office Database/Central Office Database	FoxPro-based case and client management, with web interface and web-based statistics reporting tool Low High	Criminal justice administration Poor Excellent	Other	Server	1998	2000	Decline	0 - \$100k
	Business Value: _____	Technical Condition: _____	Comments: LODB is used to report open and closed cases. The application reports are used internally and are shared with the legislature. In 2010 - 2011 we are gradually retiring the LODB as we deploy the Gideon II application. As of October 2011, this transition is complete in Districts 1, 2, 3, 5 and 10.					

Agency IT Portfolio: Public Defense Bd

Application Portfolio - updated: 2010

Application	Description	Business Purpose	Customer Group	Platform	Implemented	Last Update	Life Cycle Stage	Operations Cost
Trial Team Stats	Workload tracker for statewide trial team	Criminal justice administration	Mostly internal to agency	Server	2006	2006	Growth	0 - \$100k

Business Value: LowHigh◆ **Technical Condition:** PoorExcellent◆ **Comments:** Trial Team statistics are an internal report providing data on resource allocation.

Project Portfolio: - Update 2012

No Projects Registered

This page left blank to support duplex printing

Agency IT Portfolio: Public Safety Dept

IT Spend - updated: 2010

Fiscal Year	Fund	Salaries	Repairs	Prof/Tech Services	Computer & System Services	Communications	Supplies	Equipment	Other Operating Costs	Agency Provided Tech Serv	Spending For Individuals	Other	Total
2008	100	\$5,855,530	\$1,154,945	\$4,585,600	\$2,506,338	\$3,257,681	\$221,392	\$255,153	\$71,062				\$17,907,701
2008	173	\$3,294	\$25,284		\$70,147	\$175,692	\$85,125	\$124,470	\$192,425				\$676,436
2008	200	\$1,642,168	\$437,486	\$2,932,657	\$2,023,289	\$478,211	\$215,951	\$498,792	\$16,023				\$8,244,576
2008	270	\$2,313,303	\$65,936	\$207,620	\$394,152	\$574,389	\$76,384	\$117,368	\$11,553				\$3,760,704
2008	280		\$6,345		\$14,964		\$4,940		\$3,009				\$29,257
2008	300	\$297,882	\$491,260	\$1,672,990	\$352,345	\$167,369	\$32,745	\$1,348,597	\$886				\$4,364,075
2008 Total:		\$10,112,176	\$2,181,256	\$9,398,867	\$5,361,235	\$4,653,343	\$636,537	\$2,344,379	\$294,957				\$34,982,750
2009	100	\$6,404,559	\$1,220,118	\$5,282,222	\$3,148,280	\$2,634,990	\$450,644	\$2,675,333	\$163,188				\$21,979,333
2009	173	\$1,952	\$9,972		\$189,831	\$181,190	\$8,920	\$43,531	\$98,453				\$533,850
2009	200	\$1,921,462	\$387,009	\$3,390,985	\$2,493,410	\$448,698	\$130,799	\$754,774	\$106,437				\$9,633,574
2009	270	\$2,239,553	\$415,651	\$147,370	\$668,094	\$560,833	\$174,186	\$1,737,390	\$35,674				\$5,978,751
2009	280		\$626		\$1,570		\$1,009	\$10,920	\$5,130				\$19,256
2009	300	\$375,488	\$227,623	\$3,391,410	\$219,653	\$151,729	\$69,227	\$741,780	\$334,456				\$5,511,366
2009 Total:		\$10,943,015	\$2,260,999	\$12,211,987	\$6,720,839	\$3,977,439	\$834,785	\$5,963,728	\$743,338				\$43,656,130
2010	100	\$6,062,950	\$172,302	\$3,335,485	\$2,565,553	\$2,549,683	\$94,153	\$206,574	\$31,106				\$15,017,806
2010	173	\$2,028	\$11,166	\$137,329	\$201,391	\$162,015	\$9,467	\$9,039	\$48,579				\$581,014
2010	200	\$3,473,597	\$338,339	\$3,416,577	\$2,628,317	\$565,753	\$64,772	\$385,849	\$20,154				\$10,893,359
2010	270	\$2,676,940	\$61,858	\$51,206	\$506,872	\$533,219	\$120,558	\$541,906	\$13,890				\$4,506,449
2010	280				\$8,624			\$1,951	\$2,663				\$13,238
2010	300	\$420,418	\$90,213	\$2,531,566	\$408,300	\$194,863	\$46,962	\$215,268	\$19,040				\$3,926,629
2010 Total:		\$12,635,933	\$673,878	\$9,472,164	\$6,319,058	\$4,005,533	\$335,912	\$1,360,586	\$135,432				\$34,938,495

Application Portfolio - updated: 2010

Application	Description	Business Purpose	Customer Group	Platform	Implemented	Last Update	Life Cycle Stage	Operations Cost
Accident Reconstruction	Allows Troopers to reconstruct accidents using technology	Law enforcement	Mostly internal to agency	PC	2000	2006	Maturity	0 - \$100k
	Business Value: Low High ◆ 	Technical Condition: Poor Excellent ◆ 	Comments:					
Agency Interface (AI)	Provides local agencies with notification of records entering suspense and allow them to make changes to CCH to resolve suspense	Criminal justice administration	Local government/Higher Ed/E-12 Ed	Server	2005	2007	Growth	0 - \$100k
	Business Value: Low High ◆ 	Technical Condition: Poor Excellent ◆ 	Comments:					
Archive Service	Central repository service of audit trail data from BCA systems.	Appropriate use-CJ systems	Mostly internal to agency	Server	2006	2006	Emerging	\$100k - \$500k
	Business Value: Low High ◆ 	Technical Condition: Poor Excellent ◆ 	Comments: This service is still in development so the business value is only a guess at this point.					
Arson Suspect Pointer System	Database of arson suspects.	Other	Mostly internal to agency	PC	1998	1998	Decline	0 - \$100k
	Business Value: Low High ◆ 	Technical Condition: Poor Excellent ◆ 	Comments:					
ASPECT Telephone System	Processes all phone calls form the public for Customer Services and DEV.	Licenses or permits	Mostly citizens at large	Other	1990	2006	Growth	\$100k - \$500k
	Business Value: Low High ◆ 	Technical Condition: Poor Excellent ◆ 	Comments: Need for expanded self-service capabilities.					
ASPEN	Report Commercial Vehicle and Driver Inspections to the Federal Government	Law enforcement	Mostly internal to agency	PC	1996	2006	Maturity	0 - \$100k
	Business Value: Low High ◆ 	Technical Condition: Poor Excellent ◆ 	Comments:					
Automated Field Reporting	Will allow Troopers to complete law enforcement reports electronically	Law enforcement	Mostly internal to agency	PC	2006	2006	Emerging	\$100k - \$500k
	Business Value: Low High ◆ 	Technical Condition: Poor Excellent ◆ 	Comments:					

Application Portfolio - updated: 2010

Application	Description	Business Purpose	Customer Group	Platform	Implemented	Last Update	Life Cycle Stage	Operations Cost
Automated Fingerprint Identification System (AFIS)	Cornerstone technology for booking, background check and criminal history identification.	Law enforcement	Local government/Higher Ed/E-12 Ed	Server	1990	2008	Growth	\$500k - \$1 million
	Business Value: Low High ◆ 	Technical Condition: Poor Excellent ◆ 	Comments: Major replacement in 2008					
Background History/Electronic Fingerprints	Integrated system to provide background history checks and fingerprint checks to clients	Other	Other	Server	2000	2000	Maturity	0 - \$100k
	Business Value: Low High ◆ 	Technical Condition: Poor Excellent ◆ 	Comments:					
Bio-Id	Provides a gateway connection between livescans, AFIS, CCH and FBI's IAFIS.	Law enforcement	Local government/Higher Ed/E-12 Ed	Server	2008	2010	Emerging	\$100k - \$500k
	Business Value: Low High ◆ 	Technical Condition: Poor Excellent ◆ 	Comments:					
Burn Injury Reporting System	Database of burn injuries reported to SFM under MS 626.522	Other	Mostly internal to agency	PC	1998	1998	Maturity	0 - \$100k
	Business Value: Low High ◆ 	Technical Condition: Poor Excellent ◆ 	Comments:					
Central Employee Resource System (CER)	Web based system developed internally to manage sensitive items, facility management functions such as parking, key cards, vehicles, metropass programs, and the Continuity of Operations planning.	Other	Mostly internal to agency	Server	2004	2004	Growth	0 - \$100k
	Business Value: Low High ◆ 	Technical Condition: Poor Excellent ◆ 	Comments: The system seems to have a good foundation, however, many improvements are needed.					
Claims Assistant	Manages reparations claims	Benefits determination	Mostly citizens at large	Server	2004	2005	Maturity	0 - \$100k
	Business Value: Low High ◆ 	Technical Condition: Poor Excellent ◆ 	Comments:					
Comprehensive Incident Based Reporting System (CIBRS)	Provides for the centralizxed sharing of Records Management Data between law enforcement	Law enforcement	Other	Server	2006	2008	Growth	greater than \$1 million
	Business Value: Low High ◆ 	Technical Condition: Poor Excellent ◆ 	Comments:					

Application Portfolio - updated: 2010

Application	Description	Business Purpose	Customer Group	Platform	Implemented	Last Update	Life Cycle Stage	Operations Cost
Computer Aided Dispatch (CAD)	Computer system that manages 911 incidents from occurrence to clearing the scene.	Law enforcement	Mostly internal to agency	PC	2001	2006	Maturity	\$100k - \$500k
	<p>Business Value: Low High ◆ </p>	Poor	Excellent					
Computerized Criminal History (CCH)	The State's central repository of criminal arrest and disposition data	Criminal justice administration	Multiple-CJ. Citizens, BCA	Server	1990	2000	Decline	\$100k - \$500k
	<p>Business Value: Low High ◆ </p>	Poor	Excellent					
								Comments: CCH is used for background checks, charging & sentencing decisions, housing, employment decisions. An eighteen year old system that needs major rewrite to improve the quality and completeness of information regarding an individual's records within the justice system.
Criminal Justice Reporting System (CJRS)	Provides for the capture of crime statistics. Used to create the state Crime Book and report to the FBI.	Law enforcement	Local government/Higher Ed/E-12 Ed	Mainframe	Prior 1985		Decline	\$100k - \$500k
	<p>Business Value: Low High ◆ </p>	Poor	Excellent					
								Comments:
Critical Incident Mgmt Software	Operations of the State Emergency Operation Center	Other	Other state agencies or bodies	Server	2006	2008	Emerging	0 - \$100k
	<p>Business Value: Low High ◆ </p>	Poor	Excellent					
								Comments:
DNR-CCH Match	Matches individuals that are prohibited from owning a gun with individuals that have purchased a firearm hunting permit along with outstanding warrants and provides a notification to the probation office.	Criminal justice administration	Local government/Higher Ed/E-12 Ed	Server	2006	2006	Maturity	0 - \$100k
	<p>Business Value: Low High ◆ </p>	Poor	Excellent					
								Comments:
Document Management	Record management for scanning and retrieval of documents	Document Management	Mostly internal to agency	Server	2006	2006	Growth	\$100k - \$500k
	<p>Business Value: Low High ◆ </p>	Poor	Excellent					
								Comments: Need continued enhancements.
DVS Bad Checks	DBC	Accounting and budgeting	Mostly internal to agency	Other	2005	2006	Decline	0 - \$100k
	<p>Business Value: Low High ◆ </p>	Poor	Excellent					
								Comments: Obsolete, rarely used.

Application Portfolio - updated: 2010

Application	Description	Business Purpose	Customer Group	Platform	Implemented	Last Update	Life Cycle Stage	Operations Cost
DVS Disability certificate	Maintains disability parking certificate information. Low High Business Value: <u> </u> ◆ <u> </u>	Register individuals or businesses Poor Excellent Technical Condition: <u> </u> ◆ <u> </u>	Mostly citizens at large	Server	2001	2001	Maturity	0 - \$100k
DWI Booking	allows law enforcement to file implied consent reports electronically Low High Business Value: <u> </u> ◆ <u> </u>	Law enforcement Poor Excellent Technical Condition: <u> </u> ◆ <u> </u>	Other state agencies or bodies	Server	2003	2006	Decline	\$500k - \$1 million
e-Charging	Allows for the submission of charges, citations and DUI forms between Law Enforcement, Prosecutor, and Courts. Low High Business Value: <u> </u> ◆ <u> </u>	Criminal justice administration Poor Excellent Technical Condition: <u> </u> ◆ <u> </u>	Local government/Higher Ed/E-12 Ed	Server	2009	2010	Emerging	greater than \$1 million
Electronic Citation Warning Application	Laptop application troopers use to enter warnings to the public Low High Business Value: <u> </u> ◆ <u> </u>	Criminal justice administration Poor Excellent Technical Condition: <u> </u> ◆ <u> </u>	Mostly internal to agency	PC	2010		Emerging	0 - \$100k
EPCRA Chemical Data Mgmt System	Collection of chemical storage and release data Low High Business Value: <u> </u> ◆ <u> </u>	Environmental protection Poor Excellent Technical Condition: <u> </u> ◆ <u> </u>	Constituent groups	Server	2006	2008	Growth	0 - \$100k
Escrow Accounting	Support Services Low High Business Value: <u> </u> ◆ <u> </u>	Accounting and budgeting Poor Excellent Technical Condition: <u> </u> ◆ <u> </u>	Mostly citizens at large	Web based	2001	2001	Maturity	0 - \$100k
E-Support Collections	Items 14, 16, 17, 19, 21, 22, 23, 24, 26 Low High Business Value: <u> </u> ◆ <u> </u>	Licenses or permits Poor Excellent Technical Condition: <u> </u> ◆ <u> </u>	Vendors or business partners	Server	2002	2006	Growth	greater than \$1 million
E-Support Info	Provides internal and business partner access to and public DVS applications; items 18, 20, 25 Low High Business Value: <u> </u> ◆ <u> </u>	Information and access Poor Excellent Technical Condition: <u> </u> ◆ <u> </u>	Vendors or business partners	Server	2002	2006	Growth	greater than \$1 million

Application Portfolio - updated: 2010

Application	Description	Business Purpose	Customer Group	Platform	Implemented	Last Update	Life Cycle Stage	Operations Cost
Fire Incident Reporting Systems (NFIRS)	Database of all fire incidents reported to SFM.	Other	Mostly internal to agency	Server	1988	2002	Maturity	0 - \$100k
	Business Value: Low High ◆ 	Technical Condition: Poor Excellent ◆ 	Comments:					
Fire Marshal Suite	Inspection, Investigation, Sprinkler Permit / Plan Review, Fireworks, Explosives Applications, SFM Training	Other	Mostly internal to agency	Server	2004	2008	Growth	0 - \$100k
	Business Value: Low High ◆ 	Technical Condition: Poor Excellent ◆ 	Comments:					
Fixed Asset Inventory System (FAIS)	Old DOF Access database used to track fixed & capital assets.	Accounting and budgeting	Mostly internal to agency	PC	1995	1995	Decline	0 - \$100k
	Business Value: Low High ◆ 	Technical Condition: Poor Excellent ◆ 	Comments: This system is not web based, is difficult to deploy and maintain.					
Flat Print Rapid Identification (2FRID)	Technology that allows the use of two finger biometric capture for identification	Law enforcement	Local government/Higher Ed/E-12 Ed	Server	2006	2008	Growth	\$500k - \$1 million
	Business Value: Low High ◆ 	Technical Condition: Poor Excellent ◆ 	Comments: Purchased for the local law enforcement agencies along with maintenance and air time for a year and then turned over to the agencies for their support and replacement cycles. BCA runs the server that connects these devices to the AFIS.					
Forfeiture	Assists in managing property seized under the forfeiture process.	Law enforcement	Mostly internal to agency	Server	2005	2006	Maturity	0 - \$100k
	Business Value: Low High ◆ 	Technical Condition: Poor Excellent ◆ 	Comments:					
GIS Mapping	ESRI GIS Database System	Other	Mostly internal to agency	PC	1998	2006	Growth	0 - \$100k
	Business Value: Low High ◆ 	Technical Condition: Poor Excellent ◆ 	Comments:					
HEAT	Trouble ticket system used to track problems reported to the PC/Network/E-mail help desk	Other	Mostly internal to agency	Server	1995	1995	Decline	0 - \$100k
	Business Value: Low High ◆ 	Technical Condition: Poor Excellent ◆ 	Comments:					

Application Portfolio - updated: 2010

Application	Description	Business Purpose	Customer Group	Platform	Implemented	Last Update	Life Cycle Stage	Operations Cost
HR Class Registration System/POST Tracking	Manages HR Training program and tracks POST credits for licensed peace officers.	Other	Mostly internal to agency	Server	2001	2006	Growth	0 - \$100k
	<p>Low High</p> <p>Business Value: _____</p>	<p>Poor Excellent</p> <p>Technical Condition: _____</p>	Comments:					
HSEM Training Registration System	Tracks classes and training history.	Other	Constituent groups	Server	2005	2008	Growth	0 - \$100k
	<p>Low High</p> <p>Business Value: _____</p>	<p>Poor Excellent</p> <p>Technical Condition: _____</p>	Comments:					
IFTA	Maintains fuel tax information for interstate carriers so that taxes are collected and distributed to states.	Taxation	Mostly citizens at large	Server	2006	2006	Decline	0 - \$100k
	<p>Low High</p> <p>Business Value: _____</p>	<p>Poor Excellent</p> <p>Technical Condition: _____</p>	Comments: Application replaced by outside vendor, Explore.					
Integrated Processing System	System that includes title printing and the automation of the mail registration unit.	Vehicle registration	Mostly citizens at large	PC	2004	2004	Maturity	0 - \$100k
	<p>Low High</p> <p>Business Value: _____</p>	<p>Poor Excellent</p> <p>Technical Condition: _____</p>	Comments:					
Integrated Search Services (ISS)	Criminal Justice access and view of 5 application data sources (LEMS, CWS, S3, MRAP & POR)	Law enforcement	Local government/Higher Ed/E-12 Ed	Server	2003	2003	Decline	\$100k - \$500k
	<p>Low High</p> <p>Business Value: _____</p>	<p>Poor Excellent</p> <p>Technical Condition: _____</p>	Comments: underlying technology is being refreshed for this application currently					
IRP Processing System	Computes Minnesota and other states registration fees for Motor Carrier industry	Taxation	Mostly citizens at large	Server	2004	2004	Decline	\$100k - \$500k
	<p>Low High</p> <p>Business Value: _____</p>	<p>Poor Excellent</p> <p>Technical Condition: _____</p>	Comments: Application replaced by outside vendor, Explore.					
IS2	Integrated systems	Other	Other	Server	2000	2000	Maturity	0 - \$100k
	<p>Low High</p> <p>Business Value: _____</p>	<p>Poor Excellent</p> <p>Technical Condition: _____</p>	Comments:					
Law Enforcement Message Switch (LEMS)	The primary gateway for CJ to query federal and state CJ databases.	Law enforcement	CJ Professionals	Server	2004	2004	Maturity	\$100k - \$500k
	<p>Low High</p> <p>Business Value: _____</p>	<p>Poor Excellent</p> <p>Technical Condition: _____</p>	Comments: Impact of Failure could be an officer safety issue.					

Application Portfolio - updated: 2010

Application	Description	Business Purpose	Customer Group	Platform	Implemented	Last Update	Life Cycle Stage	Operations Cost
Law Enforcement Records Management System	Allows State Patrol to manage a case electronically from creation to closure.	Law enforcement	Mostly internal to agency	PC	2006	2006	Emerging	\$100k - \$500k
	<p>Low High</p> <p>Business Value: <u> </u> ◆ <u> </u></p>	<p>Poor Excellent</p> <p>Technical Condition: <u> </u> ◆ <u> </u></p>	<p>Comments: Also allows users to access and share information electronically</p>					
License Plate Reader (LPR)	Provides for the automated download of license based data to be loaded to LPR devices in squad cars	Law enforcement	Other	Server	2007	2008	Growth	0 - \$100k
	<p>Low High</p> <p>Business Value: <u> </u> ◆ <u> </u></p>	<p>Poor Excellent</p> <p>Technical Condition: <u> </u> ◆ <u> </u></p>	<p>Comments: Provides data only-minimal equipment involved on the state end</p>					
Livescan	Technology deployed to booking facilities for the electronic capture of fingerprinted and booking data	Criminal justice administration	Local government/Higher Ed/E-12 Ed	Server	2007	2008	Growth	\$500k - \$1 million
	<p>Low High</p> <p>Business Value: <u> </u> ◆ <u> </u></p>	<p>Poor Excellent</p> <p>Technical Condition: <u> </u> ◆ <u> </u></p>	<p>Comments: Replacement of end of life (non-supported) equipment that was in the field</p>					
Mandatory Inspection Program (MIP)	Manages Commercial Vehicle Safety Decals and certified inspectors	Law enforcement	Mostly internal to agency	PC	2000	2006	Decline	0 - \$100k
	<p>Low High</p> <p>Business Value: <u> </u> ◆ <u> </u></p>	<p>Poor Excellent</p> <p>Technical Condition: <u> </u> ◆ <u> </u></p>	<p>Comments: New requirements recently developed that will require the application to be rewritten.</p>					
Media Web	Allows State Patrol to post public data involving traffic crashes to the media		Mostly internal to agency	Server	2006	2006	Growth	0 - \$100k
	<p>Low High</p> <p>Business Value: <u> </u> ◆ <u> </u></p>	<p>Poor Excellent</p> <p>Technical Condition: <u> </u> ◆ <u> </u></p>	<p>Comments: Reduces media calls into our 911 dispatch centers</p>					
Minnesota Hot Files	State repository of arrest warrants, stolen property, orders for protection, POR, KOPS	Law enforcement	CJ Professionals	Server	2001	2004	Maturity	0 - \$100k
	<p>Low High</p> <p>Business Value: <u> </u> ◆ <u> </u></p>	<p>Poor Excellent</p> <p>Technical Condition: <u> </u> ◆ <u> </u></p>	<p>Comments: Impact of Failure could be an officer safety issue.</p>					
Minnesota Reports on Demand (MROD)	Provides criminal justice agencies the ability to select and merge court cases together to form a complete view of an individuals interactions with the courts.	Criminal justice administration	Local government/Higher Ed/E-12 Ed	Server	2009	2009	Emerging	0 - \$100k
	<p>Low High</p> <p>Business Value: <u> </u> ◆ <u> </u></p>	<p>Poor Excellent</p> <p>Technical Condition: <u> </u> ◆ <u> </u></p>	<p>Comments:</p>					

Application Portfolio - updated: 2010

Application	Description	Business Purpose	Customer Group	Platform	Implemented	Last Update	Life Cycle Stage	Operations Cost
Minnesota Repository of Arrest Photos (MRAP)	Legislatively mandated central repository of arrest photos from participating booking facilities	Law enforcement	Local government/Higher Ed/E-12 Ed	Server	2001	2006	Growth	\$100k - \$500k
	Business Value: Low High ◆ 	Technical Condition: Poor Excellent ◆ 	Comments: This is vendor product (Dynamic Imaging), customized for use in Minnesota.					
Mobile Data Computer System	Allows users to access and submit law enforcement from the patrol vehicle	Law enforcement	Mostly internal to agency	PC	2001	2006	Maturity	\$100k - \$500k
	Business Value: Low High ◆ 	Technical Condition: Poor Excellent ◆ 	Comments:					
MSP Personnel System	Manage personnel information to meet the agencies needs	Personnel related activity	Mostly internal to agency	PC	1990	2000	Maturity	0 - \$100k
	Business Value: Low High ◆ 	Technical Condition: Poor Excellent ◆ 	Comments: We do not have access to the state system to manage our internal needs.					
Name Event Index (NEIS)	Provides a catalog that connects events and people within the criminal justice system.	Criminal justice administration	Local government/Higher Ed/E-12 Ed	Server	2010	2010	Emerging	\$500k - \$1 million
	Business Value: Low High ◆ 	Technical Condition: Poor Excellent ◆ 	Comments:					
National Emergency Mgmt System	NEMIS	Other	Local government/Higher Ed/E-12 Ed	Mainframe	2000	2000	Maturity	0 - \$100k
	Business Value: Low High ◆ 	Technical Condition: Poor Excellent ◆ 	Comments: FEMA Application, Obligation System and Tracking					
OPS System	Pipeline Inspection SQL Database System	Other	Mostly internal to agency	Server	2002	2006	Growth	0 - \$100k
	Business Value: Low High ◆ 	Technical Condition: Poor Excellent ◆ 	Comments:					
Permit Tracking System (PTS)	Legislatively mandated system to facilitate the issuance and status of handgun permits to carry	Law enforcement	Local government/Higher Ed/E-12 Ed	Server	2003	2005	Growth	0 - \$100k
	Business Value: Low High ◆ 	Technical Condition: Poor Excellent ◆ 	Comments: Used primarily by local sheriff's for compliance to Personal Protection Act					

Application Portfolio - updated: 2010

Application	Description	Business Purpose	Customer Group	Platform	Implemented	Last Update	Life Cycle Stage	Operations Cost
Portal 100	The user interface for accessing the Law Enforcement Message Switch	Criminal justice administration	Local government/Higher Ed/E-12 Ed	Server	2004	2004	Maturity	\$100k - \$500k
	Business Value: Low High	Technical Condition: Poor Excellent	Comments: Web user front end for CJ professionals to query federal and state databases through LEMS.					
Predatory Offender Registration System	Registry of statute identified predatory offenders	Law enforcement	Other state agencies or bodies	Server	2001	2005	Maturity	0 - \$100k
	Business Value: Low High	Technical Condition: Poor Excellent	Comments: Used by BCA staff for compliance checking and by local law enforcement.					
Prorate Systems	Maintains Data for operation of the Prorate Program area. Includes: permits, audit, warrants, acct/receivable/payable, refunds, time book, MCDP, enforcement list, point of sale.	Licenses or permits	Mostly citizens at large	Server	1988	2000	Decline	0 - \$100k
	Business Value: Low High	Technical Condition: Poor Excellent	Comments: Application replaced by outside vendor, Explore. Only permits still generated by this application					
PSW Inventory System	MS Access database developed by contractor to manage DPS Inventories stored at the Public Safety Warehouse		Mostly internal to agency	PC	1998	1998	Decline	0 - \$100k
	Business Value: Low High	Technical Condition: Poor Excellent	Comments: This system is not web-based and functionality does not include online user ordering. Currently, we are not collecting pertinent data that would allow our agency to compile accurate reports for analysis/forecasting purposes.					
PSW Records System	SQL database developed by contractor to manage DPS retention schedules as well as the storage and disposal of agency records stored at the Public Safety Warehouse.	Other	Mostly internal to agency	PC	1995	1995	Decline	0 - \$100k
	Business Value: Low High	Technical Condition: Poor Excellent	Comments: This system is not web-based and functionality does not include the ability for the divisions to access the system at all. A web based, interactive system that would allow division retention managers & partners to inquire on information related to storage at the Public Safety Warehouse.					

Application Portfolio - updated: 2010

Application	Description	Business Purpose	Customer Group	Platform	Implemented	Last Update	Life Cycle Stage	Operations Cost
Public CCH on the Internet	Legislatively mandated system for citizen access to public criminal history.	Citizen information	Mostly citizens at large	Server	2005	2005	Growth	0 - \$100k
	<p>Business Value: Low High ◆ </p> <p>Technical Condition: Poor Excellent ◆ </p> <p>Comments:</p>							
State Patrol Activity Information System (SPAIS)	Manages enforcement, time and activity statistics for the State Patrol	Law enforcement	Mostly internal to agency	Server	2005	2006	Maturity	0 - \$100k
	<p>Business Value: Low High ◆ </p> <p>Technical Condition: Poor Excellent ◆ </p> <p>Comments:</p>							
Statute Service	Service that provide download and lookup capability for statutes and associated metadata used by criminal justice professionals	Criminal justice administration	Local government/Higher Ed/E-12 Ed	Server	2005	2007	Maturity	\$100k - \$500k
	<p>Business Value: Low High ◆ </p> <p>Technical Condition: Poor Excellent ◆ </p> <p>Comments:</p>							
Supplemental Reporting	Provides for the capture of specific events within the criminal justice system that are either legislatively mandated to be captured or Federally.	Law enforcement	Local government/Higher Ed/E-12 Ed	Server	2010	2010	Emerging	0 - \$100k
	<p>Business Value: Low High ◆ </p> <p>Technical Condition: Poor Excellent ◆ </p> <p>Comments:</p>							
TRIP DL,MV, Disability Cert	Maintains driver's names and addresses;Maintains vehicle registration information;Maintains information concerning the issuance of Disability Parking Certificates.	Licenses or permits	Mostly internal to agency	Mainframe	1985	1985	Maturity	0 - \$100k
	<p>Business Value: Low High ◆ </p> <p>Technical Condition: Poor Excellent ◆ </p> <p>Comments:</p>							
TRIPAccident Records- Now Crash Records Web	Maintains detailed information about accidents taken from individual accidents taken from individual accident reports, law enforcement reports, insurance reports, hospital reports and others. Stores accident records files electronically	Other	Other state agencies or bodies	Other	2003	2006	Growth	\$500k - \$1 million
	<p>Business Value: Low High ◆ </p> <p>Technical Condition: Poor Excellent ◆ </p> <p>Comments:</p>							

Application Portfolio - updated: 2010

Application	Description	Business Purpose	Customer Group	Platform	Implemented	Last Update	Life Cycle Stage	Operations Cost
Web Enabled Grants Operations	WEGO	Grants management	Local government/Higher Ed/E-12 Ed	Server	2005	2006	Maturity	0 - \$100k
	Business Value: Low High ◆ 	Technical Condition: Poor Excellent ◆ 	Comments:					
WEGO	Web-based grants mgmt system	Grants management	Constituent groups	Server	2004	2005	Growth	0 - \$100k
	Business Value: Low High ◆ 	Technical Condition: Poor Excellent ◆ 	Comments:					

Project Portfolio - updated: 2010

Project	Cost	Start	Finish	State	Status	Scope	Type	Outcome	Driver
Allied Radio Matrix for Emergency Response ARMER	250,000,000	1/30/2008	12/31/2012	Active	Green	Shared Services	Infrastructure		Mitigation of Operational Risk
Breath Test Enhancement and Integration	\$3,897,382	3/9/2010	10/1/2011	Active	Green		Other		Strategic
CJTE Registration Site, Phase II		8/15/2010	12/31/2010	Proposed			Application Development		Strategic
DPS Grants Management Software Implementation	\$463,500	5/1/2009	3/31/2011	Active	Green -	Agency Unique	Business Process		Strategic
DPS Website Redesign	\$1,000,000	2/15/2010	4/29/2011	Active	Green	Agency Unique	Customer Service Delivery		Strategic
Integrated Search Service version 6 (ISSv6) Project		2/15/2010	6/30/2012	Active	Green		Application Development		Strategic
MCSIA Grant 2010	\$973,000	7/7/2009	9/30/2011	Active	Green -	Agency Unique	Application Development		Mandatory or Legal
MNCIS - CCH Integration Project	\$525,000	3/30/2009	6/30/2011	Active	Yellow -		Application Development		Mandatory or Legal
MNJIS Aduit Tool	\$88,000	4/19/2010	6/30/2010	Completed			Application Development		Strategic
MNJIS Customer Relationship Management MCRM Project	\$497,000	10/14/2009	4/18/2011	Active	Green -		Service Development		Mitigation of Operational Risk
MNLARS	\$48,000,000	7/1/2009	6/30/2012	Active	Green	Agency Unique	Application Development		Mitigation of Operational Risk
NEIS Project	\$683,000	9/1/2009	7/1/2011	Active	Green	Agency Unique	Service Development		Strategic
SSOLV		10/6/2008	2/1/2010	Completed	Green	Agency Unique	Application Development		Mandatory or Legal
Supplemental Reporting Project		3/1/2010	3/31/2011	Active	Green -		Business Process		Other

Agency IT Portfolio: Public Safety Dept

	Cost	Start	Finish	State	Status	Scope	Type	Primary Outcome	Primary Driver
<u>Project Portfolio:</u> - Updated: 2012									
Project									
SSOLV		10/6/2008	2/1/2010	Completed	Closure	Agency Unique	Application Development	Improved Information Security	Mandatory or Legal
Local-Regional Public Safety Communication Assessment	\$2,000,000	5/1/2008	3/31/2010	Completed	Closure	Enterprise	Infrastructure	Other	Mandatory or Legal
MNJIS Aduit Tool	\$35,000	4/19/2010	6/30/2010	Completed	Execution		Application Development	Increased Efficiency	Strategic
MNJIS Customer Relationship Management MCRM Project	\$847,852	10/14/2009	6/30/2011	Completed	Closure		Service Development	Increased Efficiency	Mitigation of Operational Risk
NEIS Project	\$683,000	9/1/2009	7/1/2011	Completed	Closure	Agency Unique	Service Development	Process Improvement	Strategic
Supplemental Reporting Project	\$500,000	3/1/2010	8/15/2011	Completed	Execution		Business Process	Increased Efficiency	Other
MCSIA Grant 2010	\$973,000	7/7/2009	9/30/2011	Completed	Planning	Agency Unique	Application Development	Other	Mandatory or Legal
DPS Website Redesign	\$1,500,000	2/15/2010	12/29/2011	Completed	Closure	Agency Unique	Customer Service Delivery	Process Improvement	Strategic
Breath Test Enhancement and Integration	\$2,901,500	3/9/2009	9/28/2012	Completed	Execution	Other	Increased Efficiency	Strategic	Breath Test Enhancement and Integration

This page left blank to support duplex printing

IT Spend - updated: 2010

Fiscal Year	Fund	Salaries	Repairs	Prof/Tech Services	Computer & System Services	Communications	Supplies	Equipment	Other Operating Costs	Agency Provided Tech Serv	Spending For Individuals	Other	Total
2008	100	\$134,850	\$12,072	\$1,600	\$53,125	\$8,390	\$6,521	\$20,000		\$37,864			\$274,423
2008 Total:		\$134,850	\$12,072	\$1,600	\$53,125	\$8,390	\$6,521	\$20,000		\$37,864			\$274,423
2009	100	\$192,328	\$8,151	\$410,565	\$100,500	\$9,633	\$26,318	\$105,978					\$853,473
2009 Total:		\$192,328	\$8,151	\$410,565	\$100,500	\$9,633	\$26,318	\$105,978					\$853,473
2010	100	\$201,267	\$478	\$120,078	\$77,668	\$30,299	\$5,700	\$13,202		\$102			\$448,794
2010	300							\$484					\$484
2010 Total:		\$201,267	\$478	\$120,078	\$77,668	\$30,299	\$5,700	\$13,686		\$102			\$449,278

Application Portfolio - updated: 2010

Application	Description	Business Purpose	Customer Group	Platform	Implemented	Last Update	Life Cycle Stage	Operations Cost
CAO Call Tracking System	Dynamic database used to securely track public inquiry and complaints against Utility Companies	Legislation and policy	Mostly internal to agency	Server		2010	Growth	0 - \$100k
	Business Value: Low High ◆ 	Technical Condition: Poor Excellent ◆ 	Comments: Data migrated from Access 97 database when data structure expansion was required					
Collected TAP data	Dynamic database used to securely track filing submissions, reimbursement requests and vendor payment tracking	Legislation and policy	Vendors or business partners	Server	2010	2010	Growth	0 - \$100k
	Business Value: Low High ◆ 	Technical Condition: Poor Excellent ◆ 	Comments: Replacement of paper reports and miscellaneous spreadsheet data					
PUC Project Management System	Dynamic database used to securely track Docket filings and related Commission Agenda tasks and scheduling of actions to be taken	Legislation and policy	Mostly internal to agency	Server	2010	2010	Growth	0 - \$100k
	Business Value: Low High ◆ 	Technical Condition: Poor Excellent ◆ 	Comments: Assignment, workload, scheduling					
Stellent / Oracle CMS	Web content management system for public use	Other	Mostly citizens at large	Mainframe	2004	2008	Maturity	0 - \$100k
	Business Value: Low High ◆ 	Technical Condition: Poor Excellent ◆ 	Comments: the public facing information center, hosted by OET mainframes					

Project Portfolio : - Updated: 2012

No Projects Registered

Agency IT Portfolio: Racing Commission

IT Spend - update : 2010

Fiscal Year	Fund	Salaries	Repairs	Prof/Tech Services	Computer & System Services	Communications	Supplies	Equipment	Other Operating Costs	Agency Provided Tech Serv	Spending For Individuals	Other	Total
2008	200	\$88,245	\$13,966	\$27,645	\$40,475	\$5,141	\$13,607	\$89,406					\$278,485
2008 Total:		\$88,245	\$13,966	\$27,645	\$40,475	\$5,141	\$13,607	\$89,406					\$278,485
2009	200	\$85,368	\$15,106	\$20,000	\$13,231	\$5,479	\$359	\$1,839					\$141,381
2009 Total:		\$85,368	\$15,106	\$20,000	\$13,231	\$5,479	\$359	\$1,839					\$141,381
2010	200	\$98,541	\$6,179	\$10,000	\$24,208	\$6,032	\$434	\$5,351	\$3,436				\$154,182
2010 Total:		\$98,541	\$6,179	\$10,000	\$24,208	\$6,032	\$434	\$5,351	\$3,436				\$154,182

Application Portfolio - updated: 2010

Application	Description	Business Purpose	Customer Group	Platform	Implemented	Last Update	Life Cycle Stage	Operations Cost
Breeders' Fund Database	Registration of MN-breds, calculation and payment of awards	Other	Specific sub-group of customers or clients	Server	2000	2004	Maturity	0 - \$100k
	Business Value: Low High ◆ 	Technical Condition: Poor Excellent ◆ 	Comments:					
Licensing Database	Licensing, badging, and storing of licensing data	Licenses or permits	Specific sub-group of customers or clients	Server	2008	2010	Emerging	0 - \$100k
	Business Value: Low High ◆ 	Technical Condition: Poor Excellent ◆ 	Comments:					
Pari-mutuel Auditing Database	Auditing of pari-mutuel wagering	Other	Specific sub-group of customers or clients	Server	2008	2010	Emerging	0 - \$100k
	Business Value: Low High ◆ 	Technical Condition: Poor Excellent ◆ 	Comments:					
Veterinary Regulatory Database	Regulation of veterinary aspects of horse racing	Other	Specific sub-group of customers or clients	Server	2002	2005	Growth	0 - \$100k
	Business Value: Low High ◆ 	Technical Condition: Poor Excellent ◆ 	Comments:					

Project Portfolio : - Update 2012

No Projects Registered

IT Spend - updated: 2010

Fiscal Year	Fund	Salaries	Repairs	Prof/Tech Services	Computer & System Services	Communications	Supplies	Equipment	Other Operating Costs	Agency Provided Tech Serv	Spending For Individuals	Other	Total
2008	100	\$9,257,380	\$18,910	\$8,050,914	\$5,009,511	\$966,021	\$472,994	\$1,905,091	\$8,835				\$25,689,658
2008	190	\$89,494			\$6,197	\$46,880	\$980	\$338					\$143,888
2008	200	\$543,665		\$638,699	\$16,436	\$321,026	\$29,186	\$144,510					\$1,693,523
2008	280	\$216,820		\$156,156	\$54,006	\$65,607	\$1,395	\$1,815					\$495,799
2008	330				\$4,918	\$16,877							\$21,795
2008 Total:		\$10,107,360	\$18,910	\$8,845,769	\$5,091,068	\$1,416,412	\$504,555	\$2,051,754	\$8,835				\$28,044,663
2009	100	\$9,812,422	\$1,496,316	\$14,171,607	\$6,778,882	\$1,153,402	\$368,027	\$1,752,448	\$22,385				\$35,555,488
2009	190	\$70,371	\$413	\$11,430	\$20,636	\$46,880	\$5,144	\$6,704					\$161,576
2009	200	\$544,331		\$90,000	\$453,877	\$226,986	\$11,291						\$1,326,486
2009	280	\$241,039		\$277,138	\$2,031	\$65,989	\$32,070	\$27,964					\$646,231
2009	330			\$0		\$16,877		\$12,870					\$29,747
2009 Total:		\$10,668,163	\$1,496,728	\$14,550,175	\$7,255,426	\$1,510,134	\$416,533	\$1,799,985	\$22,385				\$37,719,528
2010	100	\$9,440,017	\$418,400	\$2,279,595	\$4,245,646	\$851,185	\$369,065	\$940,233	\$16,286				\$18,560,427
2010	190	\$93,884			\$45,157	\$47,680	\$726						\$187,447
2010	200	\$710,380			\$420,841	\$584,949	\$1,555						\$1,717,724
2010	280	\$218,529		\$82,680	\$31,808	\$67,515	\$3,954	\$7,835					\$412,321
2010	330				\$559	\$8,377							\$8,936
2010	504			\$2,380,000	\$1,149								\$2,381,149
2010 Total:		\$10,462,809	\$418,400	\$4,742,275	\$4,745,160	\$1,559,706	\$375,300	\$948,068	\$16,286				\$23,268,004

Application Portfolio - updated: 2010

Application	Description	Business Purpose	Customer Group	Platform	Implemented	Last Update	Life Cycle Stage	Operations Cost
Asset Inventory	Custom application that records and manages DOR reportable assets	Taxation	Mostly internal to agency	Server	2001	2005	Decline	0 - \$100k
	<p>Business Value: Low High ◆ </p> <p>Technical Condition: Poor Excellent ◆ </p> <p>Comments: Access Database</p>							
CACS+	Collections Plus system(also includes R7, and ZT)	Taxation	Mostly internal to agency	Server	1998	1998	Decline	greater than \$1 million
	<p>Business Value: Low High ◆ </p> <p>Technical Condition: Poor Excellent ◆ </p> <p>Comments: Will be replaced by GenTax Integrated Tax, Rollout #4</p>							
Cigarette Tax	Manages cigarette tax stamp inventory sales to cigarette distributors, processes distributor tax returns and processes manufacturer invoice data. Maintains license base of distributors. Performs all accounting functions for Cigarette tax	Taxation	Mostly internal to agency	PC	1991	2002	Decline	\$100k - \$500k
	<p>Business Value: Low High ◆ </p> <p>Technical Condition: Poor Excellent ◆ </p> <p>Comments: Will be replaced by GenTax Integrated Tax, Rollout #4</p>							
Control Number System	Custom legacy mainframe application that provides for control number sequencing, grouping and reporting.	Taxation	Mostly internal to agency	Mainframe	1988	1988	Decline	0 - \$100k
	<p>Business Value: Low High ◆ </p> <p>Technical Condition: Poor Excellent ◆ </p> <p>Comments: Will be replaced by GenTax Integrated Tax, Rollout #4</p>							
Cross Check	Tracks inventory of gambling equipment from manufacturer to distributor gambling organization doing business in Minnesota. Assures that proper tax has been paid on gambling equipment and that all equipment used is approved by the State of Minnesota. The	Taxation	Mostly internal to agency	PC	1993	2000	Decline	\$100k - \$500k
	<p>Business Value: Low High ◆ </p> <p>Technical Condition: Poor Excellent ◆ </p> <p>Comments: Will be replaced by GenTax Integrated Tax, Rollout #4</p>							
Duplicate Homestead	Detect multiple homestead taxpayers	Taxation	Mostly internal to agency	PC	1987	2007	Maturity	0 - \$100k
	<p>Business Value: Low High ◆ </p> <p>Technical Condition: Poor Excellent ◆ </p> <p>Comments:</p>							

Application Portfolio - updated: 2010

Application	Description	Business Purpose	Customer Group	Platform	Implemented	Last Update	Life Cycle Stage	Operations Cost
Electronic Check Presentment	Electronic Check Presentment	Taxation	Mostly internal to agency	0	2002	2010	Growth	\$100k - \$500k
	<p>Business Value: Low High ◆ </p> <p>Technical Condition: Poor Excellent ◆ </p> <p>Comments: Replaced Remittance Processing</p>							
Electronic File Transfers/Data Exchange - Petroleum	Web based Petroleum file transfer between Terminals/Distributor to the DOR	Taxation	Specific sub-group of customers or clients	Server	2005	2005	Growth	0 - \$100k
	<p>Business Value: Low High ◆ </p> <p>Technical Condition: Poor Excellent ◆ </p> <p>Comments:</p>							
Electronic Pre-Processing (EPS)	Pre-Processing of Returns and Returns with Payments	Taxation	Specific sub-group of customers or clients	Server	2001	2006	Maturity	\$500k - \$1 million
	<p>Business Value: Low High ◆ </p> <p>Technical Condition: Poor Excellent ◆ </p> <p>Comments:</p>							
Electronic Pre-Processing / Payments	Pre-Processing of Electronic Payments (Replaced the old EFT system)	Taxation	Mostly internal to agency	Server	2003	2003	Decline	\$100k - \$500k
	<p>Business Value: Low High ◆ </p> <p>Technical Condition: Poor Excellent ◆ </p> <p>Comments: Will be replaced by GenTax Integrated Tax, Rollout #4</p>							
Gambling Tax	Track Gambling returns filed. Gambling Tax system processes monthly tax returns submitted by charitable gambling organizations. Receives licensing information from the Gambling Control Board System. -- Keeps track of the Gambling tax returns filed by lic	Taxation	Mostly internal to agency	PC	1993	2000	Decline	\$100k - \$500k
	<p>Business Value: Low High ◆ </p> <p>Technical Condition: Poor Excellent ◆ </p> <p>Comments: Will be replaced by GenTax Integrated Tax, Rollout #4</p>							
GenTax Integrated Tax	Commercial of the Shelf Integrated Tax system	Taxation	Mostly internal to agency	Server	2008	2010	Growth	greater than \$1 million
	<p>Business Value: Low High ◆ </p> <p>Technical Condition: Poor Excellent ◆ </p> <p>Comments: Replaces many legacy systems from Mainframe, Client Server, and server platforms</p>							

Application Portfolio - updated: 2010

Application	Description	Business Purpose	Customer Group	Platform	Implemented	Last Update	Life Cycle Stage	Operations Cost
Global Control	Web based Security and Authorization Components	Taxation	Mostly internal to agency	Server	2002	2004	Maturity	\$100k - \$500k
	<p>Business Value: Low High ◆ </p> <p>Technical Condition: Poor Excellent ◆ </p> <p>Comments: May be replaced by Integrated Tax if GenTax security can be extended to legacy applications not included in GenTax</p>							
Global Payment Processing	GPPS - Payment Processing Application for DOR tax payments	Taxation	Mostly internal to agency	Server	1998	2002	Decline	\$100k - \$500k
	<p>Business Value: Low High ◆ </p> <p>Technical Condition: Poor Excellent ◆ </p> <p>Comments: Will be replaced by GenTax Integrated Tax, Rollout #4</p>							
House Income Tax Simulation (HITS) model	Estimate impact of law changes in income tax area. During the legislative session being without it for even a day could be a major problem. Off-season, a few days or more might not be too critical depending on what special projects and deadlines we had	Taxation	Other state agencies or bodies	PC	Prior 1985	1994	Decline	0 - \$100k
	<p>Business Value: Low High ◆ </p> <p>Technical Condition: Poor Excellent ◆ </p> <p>Comments:</p>							
IC 134	Contractor Clearance application	Taxation	Mostly internal to agency	Server	2005	2009	Maturity	\$100k - \$500k
	<p>Business Value: Low High ◆ </p> <p>Technical Condition: Poor Excellent ◆ </p> <p>Comments: Should be incorporated into Integrated Tax</p>							
Information Warehouse	Warehouse of DOR data used for end-user queries. This includes all warehouses for the agency -- see components/system IDs	Taxation	Mostly internal to agency	Server	2002	2010	Growth	\$100k - \$500k
	<p>Business Value: Low High ◆ </p> <p>Technical Condition: Poor Excellent ◆ </p> <p>Comments: Combined all warehouse onto SQLServer Platform</p>							
Learning Management	DOR Enterprise commerical off-the shelf application for scheduling, requesting, approving, rejecting and documenting training	Taxation	Mostly internal to agency	Server	2010	2010	Growth	\$100k - \$500k
	<p>Business Value: Low High ◆ </p> <p>Technical Condition: Poor Excellent ◆ </p> <p>Comments:</p>							

Application Portfolio - updated: 2010

Application	Description	Business Purpose	Customer Group	Platform	Implemented	Last Update	Life Cycle Stage	Operations Cost
Leave Request	DOR Enterprise application for requesting, approving, rejecting and documenting leave requests	Taxation	Mostly internal to agency	Server	2010	2010	Growth	0 - \$100k
	Business Value: Low High ◆ 	Technical Condition: Poor Excellent ◆ 	Comments:					
Live Hosting: Electronic Government Systems - E-File Data Hosting	Live Hosting: Electronic Government Systems - E-File Data Hosting	Taxation	Vendors or business partners	Server	2001	2004	Growth	\$100k - \$500k
	Business Value: Low High ◆ 	Technical Condition: Poor Excellent ◆ 	Comments:					
Local Government Aid (LGA) Certification	Programs used to calculate LGA amounts and create forms for certification. Project is worked on from June to August. Contains information on approximately 2600 taxing districts.	Taxation	Local government/Higher Ed/E-12 Ed	PC	Prior 1985	1992	Decline	0 - \$100k
	Business Value: Low High ◆ 	Technical Condition: Poor Excellent ◆ 	Comments:					
MCE Accounts Tracking (MATS)	New non-DOR debtor account tracking system for CACSplus cases not associated with DOR liabilities.	Taxation	Mostly internal to agency	Server	1998	1998	Decline	\$100k - \$500k
	Business Value: Low High ◆ 	Technical Condition: Poor Excellent ◆ 	Comments: Will be replaced by GenTax Integrated Tax, Rollout #4					
Political Contribution Refund	Maintains information on political contribution refunds.	Taxation	Mostly internal to agenc	Mainframe	1991	1991	Decline	0 - \$100k
	Business Value: Low High ◆ 	Technical Condition: Poor Excellent ◆ 	Comments: Will be replaced by GenTax Integrated Tax, Rollout #4					
Property Tax Aid Distribution & Payment	Series of programs which create a file that can interact with the statewide accounting system to print aid checks for local governments. Payment programs run many times monthly, July and December being especially busy. All property taxpayers affected by	Transfer payments and aids	Local government/Higher Ed/E-12 Ed	PC	Prior 1985	2002	Decline	0 - \$100k
	Business Value: Low High ◆ 	Technical Condition: Poor Excellent ◆ 	Comments:					

Application Portfolio - updated: 2010

Application	Description	Business Purpose	Customer Group	Platform	Implemented	Last Update	Life Cycle Stage	Operations Cost
Sales Ratio Study	Series of programs to inventory, enter and edit CRV data. The application includes a series of programs to inventory, enter, and edit the CRV to create a data file for calculating sales ratios. Reprogramming is almost finished.	Taxation	Local government/Higher Ed/E-12 Ed	PC	Prior 1985	1999	Decline	0 - \$100k
	<p>Business Value: Low High ◆ </p> <p>Technical Condition: Poor Excellent ◆ </p> <p>Comments:</p>							
Sales Tax Template	An audit tool for sales/use tax Revenue Tax Specialist to use when auditing taxpayer for sales/use tax compliance.	Taxation	Mostly internal to agency	PC	1989	2004	Decline	\$100k - \$500k
	<p>Business Value: Low High ◆ </p> <p>Technical Condition: Poor Excellent ◆ </p> <p>Comments: Will be replaced by GenTax Integrated Tax, Rollout #4</p>							
Scanning/Data Capture	Imaging and data entry process for Tax Operations	Taxation	Mostly internal to agency	Server	2001	2010	Maturity	\$100k - \$500k
	<p>Business Value: Low High ◆ </p> <p>Technical Condition: Poor Excellent ◆ </p> <p>Comments:</p>							
Service Desk Express Request	Commerical off-the shelf software delivery platform used for tracking, ticketing, assigning and completing infrastructure related work	Taxation	Mostly internal to agency	Server	2006	2010	Growth	\$100k - \$500k
	<p>Business Value: Low High ◆ </p> <p>Technical Condition: Poor Excellent ◆ </p> <p>Comments:</p>							
Sharepoint	Collaboration Platform for delivering smaller business and cross-functional team applications, documentation, and communication services	Taxation	Mostly internal to agency	Server	2007	2010	Growth	\$500k - \$1 million
	<p>Business Value: Low High ◆ </p> <p>Technical Condition: Poor Excellent ◆ </p> <p>Comments: There are numerous applications delivered by Sharepoint</p>							

Project Portfolio - updated: 2010

Project	Cost	Start	Finish	State	Status	Scope	Type	Outcome	Driver
DOR - eCRV Project	\$628,848	7/21/2009	6/30/2010	Completed	Yellow +	Agency Unique	Application Development		Strategic
DOR - Integrated Tax System	\$41,000,000	1/2/2006	12/31/2012	Active	Green	Agency Unique	Other		Strategic
Web Redesign(2)	\$1,000,000	8/16/2010	6/30/2011	Active	Green	Agency Unique	Service Development		Strategic

Project Portfolio : - Updated: 2012

Project	Cost	Start	Finish	State	Status	Scope	Type	Primary Outcome	Primary Driver
DOR - eCRV Project	\$630,000	7/21/2009	6/30/2010	Completed	Execution	Agency Unique	Application Development	Process Improvement	Strategic
Web Redesign(2)	\$1,000,000	8/16/2010	4/30/2012	Completed	Execution	Agency Unique	Service Development	Customer Satisfaction	Strategic
DOR - Integrated Tax System	\$41,000,000	1/2/2006	12/31/2012	Completed	Execution	Agency Unique	Other	Customer Satisfaction	Strategic

This page left blank to support duplex printing

IT Spend - updated: 2010

Fiscal Year	Fund	Salaries	Repairs	Prof/Tech Services	Computer & System Services	Communications	Supplies	Equipment	Operating Costs	Provided Tech Serv	For Individuals	Other	Total
2008	100			\$9,475	\$6,232	\$4,648	\$265						\$20,620
2008	200			\$2,500	\$58								\$2,558
2008 Total:				\$11,975	\$6,290	\$4,648	\$265						\$23,178
2009	100			\$6,277	\$16,681	\$4,688	\$91						\$27,736
2009	200			\$498									\$498
2009 Total:				\$6,775	\$16,681	\$4,688	\$91						\$28,235
2010	100			\$4,375		\$5,507		\$13,006					\$22,888
2010 Total:				\$4,375		\$5,507		\$13,006					\$22,888

Application Portfolio - updated: 2010

Application	Description	Business Purpose	Customer Group	Platform Implemented	Last Update	Life Cycle Stage	Operations Cost
MSGC Monitoring Database	Maintains data on all offenders convicted of a felony and sentenced under MN's Guidelines.	Legislation and policy	Other state agencies or bodies	Server Prior 1985	2007	Growth	\$100k - \$500k
	Business Value: Low High ◆ Technical Condition: Poor Excellent ◆						Comments: Sub-group of users includes the public, criminal justice practitioners, and the legislature.

Project Portfolio : - Updated: 2012

No Projects Registered

This page left blank to support duplex printing

IT Spend - update : 2010

Fiscal Year	Fund	Salaries	Repairs	Prof/Tech Services	Computer & System Services	Communications	Supplies	Equipment	Other Operating Costs	Agency Provided Tech Serv	Spending For Individuals	Other	Total
2008	171	\$63,516			\$950	\$5,111	\$1,713						\$71,290
2008 Total:		\$63,516			\$950	\$5,111	\$1,713						\$71,290
2009	171	\$75,699			\$13,243	\$5,031	\$1,285	\$47,930					\$143,187
2009 Total:		\$75,699			\$13,243	\$5,031	\$1,285	\$47,930					\$143,187
2010	171	\$76,588			\$343	\$5,312	\$908						\$83,151
2010 Total:		\$76,588			\$343	\$5,312	\$908						\$83,151

Application Portfolio - updated: 2010

Application	Description	Business Purpose	Customer Group	Platform	Implemented	Last Update	Life Cycle Stage	Operations Cost
General Licensing System	licensing database, compliance functionality to track complaints and disciplinary action against licensees, accounting functionality	Licenses or permits	Specific sub-group of customers or clients	Server	2000	2006	Maturity	0 - \$100k
	<p>Business Value: Low High ◆ </p> <p>Technical Condition: Poor Excellent ◆ </p> <p>Comments: Effective system. Minimal resources to maintain.</p>							
Online Services	online services include: applications for licensure, applications for license renewal, address changes, license verifications, public disciplinary information, downloadable forms and information	Licenses or permits	Specific sub-group of customers or clients	Server	2004	2006	Maturity	0 - \$100k
	<p>Business Value: Low High ◆ </p> <p>Technical Condition: Poor Excellent ◆ </p> <p>Comments: Effective system. Minimal resources to maintain. User friendly.</p>							

Project Portfolio : - Updated: 2012

No Projects Registered

This page left blank to support duplex printing

IT Spend - updated: 2010

Fiscal Year	Fund	Salaries	Repairs	Prof/Tech Services	Computer & System Services	Communications	Supplies	Equipment	Operating Costs	Provided Tech Serv	For Individuals	Other	Total
2008	100			\$3,024		\$5,025	\$15						\$8,064
2008	200				\$1,293		\$300						\$1,592
2008 Total:				\$3,024	\$1,293	\$5,025	\$314						\$9,656
2009	100			\$7,251	\$1,317	\$5,143							\$13,711
2009	200				\$1,675		\$2						\$1,678
2009 Total:				\$7,251	\$2,992	\$5,143	\$2						\$15,389
2010	100			\$3,200		\$4,258	\$481						\$7,939
2010 Total:				\$3,200		\$4,258	\$481						\$7,939

Application Portfolio - updated: 2008

Application	Description	Business Purpose	Customer Group	Platform	Implemented	Last Update	Life Cycle Stage	Operations Cost
Case management system	Tracking system for agency case files.	Other	Mostly internal to agency	Server	2000	2003	Maturity	0 - \$100k
Business Value: Low ◆ High		Technical Condition: Poor ◆ Excellent		Comments: System needs early maintenance				

Project Portfolio : - Updated: 2012

No Projects Registered

This page left blank to support duplex printing

IT Spend - updated: 2010

Fiscal Year	Fund	Salaries	Repairs	Prof/Tech Services	Computer & System Services	Communications	Supplies	Equipment	Operating Costs	Provided Tech Serv	For Individuals	Other	Total
2008	100				\$181	\$2,252	\$2,476	\$325					\$5,234
2008	173	\$203,402				\$2,370	\$30,680	\$1,406					\$237,858
2008	200				\$5,606	\$15,312	\$6,512	\$18,269					\$45,698
2008	220	\$226,039	\$4,230	\$199	\$2,831	\$609,036	\$13,784	\$11,168					\$867,286
2008	222				\$1,522	\$785							\$2,307
2008	250	\$125,860	\$200		\$3,859	\$1,118	\$6,231	\$1,465					\$138,733
2008	260	\$235,479	\$638		\$62,042	\$10,834	\$22,523	\$91,523					\$423,038
2008	270	\$17,907,824	\$157,118	\$57,961	\$4,036,506	\$2,263,068	\$1,519,084	\$2,321,112	\$25,231				\$28,287,904
2008	272		\$2,098		\$98,617		\$24,006	\$180,499					\$305,219
2008	300	\$91,829			\$96,128	\$59,910	\$182,222	\$53,554					\$483,643
2008	340						\$198	\$765					\$963
2008 Total:		\$18,790,433	\$164,284	\$58,160	\$4,307,293	\$2,964,684	\$1,807,715	\$2,680,085	\$25,231				\$30,797,885
2009	100				\$37	\$3,416	\$1,461	\$4,362					\$9,276
2009	173	\$212,875	\$5,322		\$668	\$6,335	\$202,673	\$68,846					\$496,718
2009	200	\$108,913			\$3,040	\$7,494	\$28,790	\$1,519					\$149,756
2009	220	\$195,258			\$10,960	\$583,059	\$6,942	\$7,636	\$1,671				\$805,528
2009	222				\$5,103	\$475							\$5,578
2009	250	\$129,428	\$52		\$2,364	\$1,047	\$2,183	\$6,329					\$141,403
2009	260	\$250,933	\$165		\$107,700	\$8,766	\$7,117	\$20,376					\$395,058
2009	270	\$19,067,727	\$191,130	\$420	\$7,537,119	\$2,243,351	\$2,171,124	\$4,689,430	\$210,405	\$38,620			\$36,149,326
2009	272	\$10,896					\$902						\$11,798
2009	300	\$106,986				\$66,667	\$67,347	\$19,763					\$260,764
2009	340					\$1,134		\$2,310					\$3,444

Agency IT Portfolio: Transportation Dept

IT Spend - updated: 2010

Fiscal Year	Fund	Salaries	Repairs	Prof/Tech Services	Computer & System Services	Communications	Supplies	Equipment	Other Operating Costs	Agency Provided Tech Serv	Spending For Individuals	Other	Total
2009	503				\$41,763	\$17,000	\$1,129,221	\$12,495,389					\$13,683,373
2009 Total:		\$20,083,016	\$196,669	\$420	\$7,708,753	\$2,938,745	\$3,617,759	\$17,315,961	\$212,077	\$38,620			\$52,112,020
2010	100				\$199	\$3,374	\$1,191	\$2,691					\$7,455
2010	173	\$209,502	\$465			\$14,764	\$109,943	\$13,243					\$347,916
2010	200	\$2,918			\$2,690	\$4,739	\$40,979	\$20,654					\$71,981
2010	220	\$184,672	\$1,027	\$21,381	\$10,668	\$546,177	\$31,389	\$9,713	\$97				\$805,124
2010	222				\$4,005	\$90							\$4,095
2010	250	\$138,548		\$7,811	\$6,384	\$2,385	\$93,440	\$4,290					\$252,859
2010	260	\$248,465		\$119,297	\$223,114	\$9,265	\$379,030	\$10,360					\$989,531
2010	270	\$19,286,304	\$171,939	\$2,138,913	\$7,699,583	\$2,564,772	\$1,115,453	\$3,406,177	\$197,854				\$36,580,995
2010	272						\$365						\$365
2010	300	\$123,231		\$304,961	\$75,626	\$46,876	\$30,516	\$2,676					\$583,887
2010	340					\$1,994		\$3,471					\$5,465
2010	503				\$1,984		\$595,765	\$692,932					\$1,290,681
2010 Total:		\$20,193,641	\$173,430	\$2,592,362	\$8,024,255	\$3,194,436	\$2,398,072	\$4,166,207	\$197,951				\$40,940,355









Application Portfolio - updated: 2010

Application	Description	Business Purpose	Customer Group	Platform	Implemented	Last Update	Life Cycle Stage	Operations Cost
511 Web and 511 phone	Traveler information for metro and statewide travelers delivered via web and phone. Content is provided by Mn/CARS and Traffic Management Systems. This is a service that Mn/DOT uses. This application is provided free of charge to customers.	State Roads	Construction Project Development, Traveler Information	MULTI-TIER	2002	2006	Mature	
	Business Value: Technical Condition:							Comments:
Access Request Application	Form to request network resources for individuals. Processed by DSS.	General Support and Services	Technology Services	J2EE	2003	2003	Mature	
	Business Value: Technical Condition:							Comments:
Accident Report	Database program used to generate forms to collect/process/submit information and billing costs for District repairs to state roadway property damaged in a vehicle accident.	State Roads	Traffic Management	UNKNOWN	2002	2008	Mature	
	Business Value: Technical Condition:							Comments:
Accident Tracking	This application is used to track accidents involving MnDOT employees, vehicles, and other misc. road information.	General Support and Services	Workforce Management Services (Human Resources)	J2EE	2007	2008	Mature	
	Business Value: Technical Condition:							Comments:
Activity Based Budgeting/Costing	Provides a method to determine costs to deliver a specified set of products and services important to the traveling public. Contains Financial Data	General Support and Services	Financial Services	MULTI-TIER	2004	2009	Mature	
	Business Value: Technical Condition:							Comments:
Aeronautics Pavement Management	Purchased application to track pavement conditions of runways and taxiways at airports	Multimodel Systems	Aviation System Management	CLIENT/SERVER	1995	2008	Decline	
	Business Value: Technical Condition:							Comments:













Application Portfolio - updated: 2010

Application	Description	Business Purpose	Customer Group	Platform	Implemented	Last Update	Life Cycle Stage	Operations Cost
Affirmative Action Case Information tracking	Tracks Affirmative Action case information and status.	General Support and Services	Workforce Management Services (Human Resources)	J2EE, MULTI-TIER	2008	2008	Emerging	
	<p>Business Value: </p> <p>Technical Condition: </p> <p>Comments:</p>							
Aircraft Registration	This custom application invoices and tracks the early registration of all aircraft based in Minnesota. The business logic in this application is very involved because of the many different types of aircraft categories, classifications, use types, exemptions, fee calculations, penalties applied, billing and penalty time frames, certificate expirations, ownership transfers, etc. This system also tracks the collection of Sales/Use Tax for the Department of Revenue. CONTAINS FINANCIAL DATA	Multimodel Systems	Aviation System Management	J2EE	2003	2007	Mature	
	<p>Business Value: </p> <p>Technical Condition: </p> <p>Comments:</p>							
Airport Construction	This application tracks federal, state, and municipal encumbrances and payments for state airport projects. Project line items are entered for each construction, engineering, and administration task and are prorated for payment at different percentages between local, state, and federal funds. Large projects can be split into sub-projects to ease administration of the whole project. This system is also maintained in an office at The Metropolitan Airports Commission. CONTAINS FINANCIAL DATA	Multimodel Systems	Airport System Investment & Planning	CLIENT/SERVER	1995	2008	Decline	
	<p>Business Value: </p> <p>Technical Condition: </p> <p>Comments:</p>							

Application Portfolio - updated: 2010

Application	Description	Business Purpose	Customer Group	Platform	Implemented	Last Update	Life Cycle Stage	Operations Cost
Airport Contacts	This internally developed custom application keeps track of who the airport contact is for different issues. One subset of this database is Emergency Contacts. This data is critical to have quick access to in the event of a disaster.	Multimodel Systems	Aeronautics Administration	CLIENT/SERVER	2003	2008	Decline	
	<p>Business Value: </p> <p>Technical Condition: </p> <p>Comments:</p>							
Airport Economic Impact Calculator	The purpose of this site is to allow the user to estimate the economic impact of an airport in Minnesota. This economic impact calculator was developed by William Gartner of the Department of Applied Economics and Daniel Erkkila of the North Central Research and Outreach Center, University of Minnesota. Financial support for its development was provided by the Center for Transportation Studies, University of Minnesota.	Multimodel Systems	Airport System Investment & Planning	J2EE	2006	2006	Decline	
	<p>Business Value: </p> <p>Technical Condition: </p> <p>Comments:</p>							
Airport Licensing	This application was internally enhanced as a part of the Aviation System Manager (ASM) office-wide application. This application tracks licensing of all airports, Heliports, and Seaplane Bases (public and private) in Minnesota.	Multimodel Systems	Aviation System Management	CLIENT/SERVER	1996	2008	Decline	
	<p>Business Value: </p> <p>Technical Condition: </p> <p>Comments:</p>							
Airport Lighting System	This internally developed custom application tracks Airport Lighting statistics from inspections for all public use airports in Minnesota.	Multimodel Systems	Aviation System Management	CLIENT/SERVER	2000	2002	Decline	
	<p>Business Value: </p> <p>Technical Condition: </p> <p>Comments:</p>							

Application Portfolio - updated: 2010

Application	Description	Business Purpose	Customer Group	Platform	Implemented	Last Update	Life Cycle Stage	Operations Cost
Airport Maintenance and Operations	This internally developed custom application tracks state encumbrances and payments to municipalities to help maintain the airports. Monies are also used to supplement maintenance related training costs for airport personnel. CONTAINS FINANCIAL DATA	Multimodel Systems	Aviation System Management	CLIENT/SERVER	1995	2000	Decline	
	<p>Business Value:  Technical Condition:  Comments:</p>							
Airport Operations Conference Who's Who	This internally developed application aids in organizing conferences run by the Aviation Operations unit. The system keeps track of conference specific details and attendees.	Multimodel Systems	Aviation System Management	CLIENT/SERVER	2000	2008	Decline	
	<p>Business Value:  Technical Condition:  Comments:</p>							
Airport Service Marketing	This internally developed custom application tracks state and municipal encumbrances and payments for the Airport Services Grant Program. CONTAINS FINANCIAL DATA	Multimodel Systems	Aviation System Management	CLIENT/SERVER	1998		Decline	
	<p>Business Value:  Technical Condition:  Comments:</p>							
Application Infrastructure Requirements	This application is used IT Infrastructure requirements for application development projects.	General Support and Services	Technology Services	J2EE, MULTI-TIER	2008	2008	Emerging	
	<p>Business Value:  Technical Condition:  Comments:</p>							
Application Inventory	This is the department's central system for inventorying applications that were either built or purchased to support a business process.	General Support and Services	Technology Services	J2EE	2004	2008	Mature	
	<p>Business Value:  Technical Condition:  Comments:</p>							
Appropriation Budget Transfer	This is a tracking tool, dependent on ABB data, used to track dollars transferred between appropriations/budgets.	General Support and Services	Financial Services	CLIENT/SERVER	2005		Mature	
	<p>Business Value:  Technical Condition:  Comments:</p>							

Application Portfolio - updated: 2010

Application	Description	Business Purpose	Customer Group	Platform	Implemented	Last Update	Life Cycle Stage	Operations Cost
ArcIMS Template	An interactive web map and template that serves as a starting point for application development. It also serves as an interactive web map to the public for core data.	Multimodel Systems	Technology Services	OTHER	2005	2008	Decline	
	<p>Business Value: Low High ◆ </p> <p>Technical Condition: Poor Excellent ◆ </p> <p>Comments:</p>							
Aspen	This is the driver and vehicle inspection software used by most States and the FMCSA. ASPEN runs on laptops and is used to collect inspection details and print the inspection report. It includes communication features to electronically transfer inspection	Multimodel Systems	Motor Carrier Management	OTHER			Mature	
	<p>Business Value: Low High ◆ </p> <p>Technical Condition: Poor Excellent ◆ </p> <p>Comments:</p>							
ATR Polling and Office Processing	A vendor supplied software (PEEK) allowing scheduling of automated polling for continuous volume and vehicleclassification data. Also allows diagnostics and installation setup parameters for remote PEEK equipment. This is part of the Traffic Monitoring Program Data System Suite.	State Roads	Statewide System Planning & Integration	CLIENT/SERVER			Mature	
	<p>Business Value: Low High ◆ </p> <p>Technical Condition: Poor Excellent ◆ </p> <p>Comments:</p>							
Audit Assignment Database	Database to track audit assignments distributed to the audit staff for field audits.	General Support and Services	Financial Services	CLIENT/SERVER	1999	1999	Decline	
	<p>Business Value: Low High ◆ </p> <p>Technical Condition: Poor Excellent ◆ </p> <p>Comments:</p>							
Audit Certificate Database	Database to generate audit certificates for final payment to contractor or Mn/DOT. Contains financial data	General Support and Services	Financial Services	CLIENT/SERVER	1999	1999	Decline	
	<p>Business Value: Low High ◆ </p> <p>Technical Condition: Poor Excellent ◆ </p> <p>Comments:</p>							






Application Portfolio - updated: 2010

Application	Description	Business Purpose	Customer Group	Platform Implemented	Last Update	Life Cycle Stage	Operations Cost
Automated Facilities Management System	The purpose of the application is to track maintenance and management of electrical traffic facilities. (downed light poles, traffic signals, etc).	General Support and Services	Traffic Management	CLIENT/SERVER		Mature	
	<p>Business Value: Low High ◆ </p> <p>Technical Condition: Poor Excellent ◆ </p> <p>Comments:</p>						
Aviation System Manager	A purchased office-wide application that allows office personnel from different units to share data. This system has been extensively enhanced by Aeronautics. Besides some of the functions that have been described separately (because they have been enhanced significantly), this application includes functions to track: Airport Master Records, 5010 drawings for the FAA and Airport Directory, Airport Directory Information, Economic Impact, Airport photographs, Equipment data, Accident data.	Multimodel Systems	Aviation System Management	CLIENT/SERVER	2006	2008	Decline
	<p>Business Value: Low High ◆ </p> <p>Technical Condition: Poor Excellent </p> <p>Comments:</p>						
BASIC Hydraulics Programs	Hydraulics legacy programs written in BASIC to calculate hydraulic properties of common pipe and channel shapes. The Bridge Office makes these legacy programs available to others as-is. Some district may use and may have made modifications to the code.	State Roads	Bridges, Construction Project Development	OTHER			Decline
	<p>Business Value: Low High ◆ </p> <p>Technical Condition: Poor Excellent </p> <p>Comments:</p>						
Biztrak	To develop a comprehensive software system that will efficiently and effectively manage all aspects of Mn/DOT's external Civil Rights activities, including the Disadvantaged Business Enterprise (DBE), On the Job Training (OJT), Outreach, and Contract Comp	State Roads	Construction Project Management, General Administrative Support	CLIENT/SERVER	2001	2001	Decline
	<p>Business Value: Low High ◆ </p> <p>Technical Condition: Poor Excellent </p> <p>Comments:</p>						

Application Portfolio - updated: 2010

Application	Description	Business Purpose	Customer Group	Platform	Implemented	Last Update	Life Cycle Stage	Operations Cost
Blackberry Purchase Request	Form to purchase a Blackberry.	General Support and Services	Technology Services	J2EE	2006	2007	Mature	
	<p>Business Value: Low High ◆ </p> <p>Technical Condition: Poor Excellent ◆ </p> <p>Comments:</p>							
Bridge Bonding/Bridge Nightmare/TomCat	Bridge Bond Funding database. Used to track applications and approvals for funding.	State Roads	County State Aid Administration, Municipal State Aid Administration	CITRIX THIN CLIENT	2004	2008	Mature	
	<p>Business Value: Low High ◆ </p> <p>Technical Condition: Poor Excellent ◆ </p> <p>Comments:</p>							
Bridge Construction Elevation	The Bridge Construction Elevation program is Bridge Office internal program. The program is a very old Fortran program ported from the mainframe. The software is normally not distributed outside the Bridge Office, and is considered a Bridge Design productivity tools. The office has no plans to update or replace this program in the near future. The software runs fine in the Windows 2000 and XP environment.	State Roads	Construction Project Development	OTHER			Decline	
	<p>Business Value: Low High ◆ </p> <p>Technical Condition: Poor Excellent </p> <p>Comments:</p>							
Bridge File Upload/Download	This is a web based application used to upload Bridge files and photos related to I 35W	State Roads	Bridges	J2EE	2007	2007	Growth	
	<p>Business Value: Low High ◆ </p> <p>Technical Condition: Poor Excellent ◆ </p> <p>Comments:</p>							
Bridge Letter Tracking	This application lists vendors who have had some type of contract with Mn/DOT since 1995. It is used to create address lists, track correspondence and other activity for possible litigation requirements.	State Roads	Bridges, Communication Services	MULTI-TIER	2007	2007	Emerging	
	<p>Business Value: Low High ◆ </p> <p>Technical Condition: Poor Excellent ◆ </p> <p>Comments:</p>							

Application Portfolio - updated: 2010

Application	Description	Business Purpose	Customer Group	Platform	Implemented	Last Update	Life Cycle Stage	Operations Cost
Bridge Program Administrator Tracking	This application is used to track Bridge Safety Inspection Program Administrators that are appointed by the owning authority (aka agency) The BPAT application tracks the person appointed, the agency and the appointment date.	State Roads	Bridges, External Transportation System Support Operations / Maintenance	J2EE, MULTI-TIER	2008	2008	Emerging	
	<p>Business Value: </p> <p>Technical Condition: </p> <p>Comments:</p>							
Budget Transfer	This is a tracking tool, dependent on ABB data, used to track dollars transferred between appropriations/budgets	State Roads	Financial Services	CLIENT/SERVER	2005		Mature	
	<p>Business Value: </p> <p>Technical Condition: </p> <p>Comments:</p>							
Building Automation System	It is a tool used to install controls to the HVAC (Heating, Ventilating & Air Conditioning) equipment in MnDot's buildings. It also provides remote access via the Web to monitor, maintain and troubleshoot the controls. The propriety software is called WebCTRL. The data retained are setpoints vaues for the equipment. The server can collect data, such as zone temperatures or equipment ON/OFF over time, but that function is normally used temporary for troubleshooting purposes.	General Support and Services	Facilities Operations & Maintenance	OTHER	2006	2008	Mature	
	<p>Business Value: </p> <p>Technical Condition: </p> <p>Comments:</p>							
Building Energy Management System - Supervisor	Manages HVAC and other building systems by dial-up connections. This is an off the shelf package called Supervisor	General Support and Services	Facilities Operations & Maintenance	OTHER			Mature	
	<p>Business Value: </p> <p>Technical Condition: </p> <p>Comments:</p>							

Application Portfolio - updated: 2010

Application	Description	Business Purpose	Customer Group	Platform	Implemented	Last Update	Life Cycle Stage	Operations Cost
Building Energy Management System - Web Ctrl	Manages HVAC and other building systems by dial-up connections. This is an off-the-shelf package called Web Ctrl.	General Support and Services	Facilities Management&Maintenance	OTHER			Mature	
	<p>Low High</p> <p>Business Value: <u> </u>◆<u> </u></p> <p>Poor Excellent</p> <p>Technical Condition: <u> </u></p> <p>Comments:</p>							
Building Maintenance Facilities Requests	Online form for employees to submit a repair request to out real estate management people.		Facilities Management&Maintenance	CLIENT/SERVER				
	<p>Low High</p> <p>Business Value: <u> </u>◆<u> </u></p> <p>Poor Excellent</p> <p>Technical Condition: <u> </u></p> <p>Comments:</p>							
Building Section Application	Used by the Building Section in the Office of Maintenance to track sites, buildings, storage tanks, wells, etc. on Mn/DOT property. Provide purchasing and tracking for projects. It also provides building bidding services for projects. CONTAINS FINANCIAL DATA	General Support and Services	Facilities Management&Maintenance	CLIENT/SERVER	2006	2007		
	<p>Low High</p> <p>Business Value: <u> </u>◆<u> </u></p> <p>Poor Excellent</p> <p>Technical Condition: <u> </u>◆<u> </u></p> <p>Comments:</p>							
Capital Improvement Program	This application was internally developed and incorporated into the Aviation System Manager (ASM) office-wide application. This application is a planning tool used to track airport projects to be done in the future.	Multimodel Systems	Airport System Investment & Planning	CLIENT/SERVER	1996	2006	Decline	
	<p>Low High</p> <p>Business Value: <u> </u>◆<u> </u></p> <p>Poor Excellent</p> <p>Technical Condition: <u> </u></p> <p>Comments:</p>							
CARS	Database for road condition event reporting to feed 511 and 511mn.org	State Roads	Traveler Information	CLIENT/SERVER	2001	2006	Mature	
	<p>Low High</p> <p>Business Value: <u> </u>◆<u> </u></p> <p>Poor Excellent</p> <p>Technical Condition: <u> </u>◆<u> </u></p> <p>Comments:</p>							

Application Portfolio - updated: 2010

Application	Description	Business Purpose	Customer Group	Platform Implemented	Last Update	Life Cycle Stage	Operations Cost
CaseRite	Used in conjunction with CAPRI or ASPEN, CaseRite allows creation of legal enforcement cases for Federal prosecution of FMCSR and FHMR violations. The current version of CaseRite is optimized for Federal prosecutions.	State Roads	Motor Carrier Management	UNKNOW N		Mature	
	<p>Business Value: Low High ◆ </p> <p>Technical Condition: Poor Excellent ◆ </p> <p>Comments:</p>						
CASH Forecasting Information Tool	Forecasts cash balances using current and planned construction projects along with forecasted revenue. Used by management for projecting needs and planning future projects. Provides information on current and projected cash balances for management and the legislature. CONTAINS FINANCIAL DATA	General Support and Services	Financial Services	MULTI-TIER	2004	2009	Mature
	<p>Business Value: Low High ◆ </p> <p>Technical Condition: Poor Excellent ◆ </p> <p>Comments:</p>						
Central Office Plain Old Telephone System	Used by C.O. Administration to track information about phone cabling, location and assignment in the CO.	General Support and Services	Facilities Operations & Maintenance	CLIENT/SERVER		Decline	
	<p>Business Value: Low High ◆ </p> <p>Technical Condition: Poor Excellent ◆ </p> <p>Comments:</p>						
Change Request	This application is used to request changes to web sites.	General Support and Services	Technology Services	OTHER	2004	2004	Mature
	<p>Business Value: Low High ◆ </p> <p>Technical Condition: Poor Excellent ◆ </p> <p>Comments:</p>						
Check File for COMOPS and Airports	This application was internally enhanced as a part of the Aviation System Manager (ASM) office-wide application. This application tracks monies received for payment of Commercial Operator Licenses and Airport Licenses. The application also identifies types of Commercial Operators.	Multimodel Systems	Aviation System Management	CLIENT/SERVER	1996	2009	Decline
	<p>Business Value: Low High ◆ </p> <p>Technical Condition: Poor Excellent ◆ </p> <p>Comments:</p>						

Application Portfolio - updated: 2010

Application	Description	Business Purpose	Customer Group	Platform	Implemented	Last Update	Life Cycle Stage	Operations Cost
Collections System	A dunning system to monitor payments and creates the appropriate legal letter based on failure to pay Mn/DOT for damage. CONTAINS FINANCIAL DATA	General Support and Services	Financial Services	CLIENT/SERVER	2004		Mature	
	<p>Business Value: Low High ◆ </p> <p>Technical Condition: Poor Excellent </p> <p>Comments:</p>							
Commercial Driver License Information System	This is software for retrieving driver status reports from the Commercial Driver License Information System (CDLIS). It is coupled to ASPEN and CAPRI but can be operated as stand alone software.	Multimodel Systems	Motor Carrier Management	OTHER	2000	2008	Mature	
	<p>Business Value: Low High ◆ </p> <p>Technical Condition: Poor Excellent </p> <p>Comments:</p>							
Commercial Operators	This application was internally enhanced as a part of the Aviation System Manager (ASM) office-wide application. This application tracks license types and license dates for all aviation commercial operators in Minnesota.	Multimodel Systems	Aviation System Management	CLIENT/SERVER	1996	2008	Decline	
	<p>Business Value: Low High ◆ </p> <p>Technical Condition: Poor Excellent </p> <p>Comments:</p>							
Commodity Information Management System	The internal mapping functions programmed within CIMS allow users to view: freight movements from region to region using desired lines, and regional productions/attractions using graduated symbols. The application can report on freight flows by geographic area, commodity and mode.	Multimodel Systems	Rail & Water System Investment & Planning	OTHER	2003	2004	Mature	
	<p>Business Value: Low High ◆ </p> <p>Technical Condition: Poor Excellent </p> <p>Comments:</p>							
Concrete Pavement Evaluation System	Stores concrete pavement design and mix design information for all concrete pavements on the state highway system and some cities and counties.	State Roads	Construction Project Development	CLIENT/SERVER	1982	2005	Mature	
	<p>Business Value: Low High ◆ </p> <p>Technical Condition: Poor Excellent ◆ </p> <p>Comments:</p>							

Application Portfolio - updated: 2010

Application	Description	Business Purpose	Customer Group	Platform Implemented	Last Update	Life Cycle Stage	Operations Cost
Construction Management System	This application monitors construction contracts. It has three parts: CMS/CO monitors statewide contracts; CMS/District monitors projects at a district level and provides for an interface between the central office and field operations modules; and, CMS/field ops manages construction projects at a field level and replaces the old CAARS system. CONTAINS FINANCIAL DATA	State Roads	Construction Project Management	CLIENT/SERVER		Decline	
	<p>Low High</p> <p>Business Value: <u> ◆ </u></p> <p>Poor Excellent</p> <p>Technical Condition: <u> </u></p> <p>Comments:</p>						
Construction Management Web Viewer	Construction Management Web Viewer	State Roads	Construction Project Development	.NET	2007	2009	Decline
	<p>Low High</p> <p>Business Value: <u> </u></p> <p>Poor Excellent</p> <p>Technical Condition: <u> </u></p> <p>Comments:</p>						
Construction Performance Measures	Provides for tracking and reporting of measures on construction contracts in the areas of cost, timeliness, safety, and quality. The need for this app is reduced. CMG to evaluate. Measures criteria to come from CMS. CONTAINS FINANCIAL DATA.	State Roads	Construction Project Management	CITRIX THIN CLIENT		Decline	
	<p>Low High</p> <p>Business Value: <u> ◆ </u></p> <p>Poor Excellent</p> <p>Technical Condition: <u> ◆ </u></p> <p>Comments:</p>						
Consultant Agreements Reporting and Tracking System	System that tracks and produces reports on consultant contracts for the department. It interfaces with MAPS abd EDMS. CONTAINS FINANCIAL DATA	General Support and Services	General Administrative Support	J2EE, MULTI-TIER	2003	2008	Mature
	<p>Low High</p> <p>Business Value: <u> ◆ </u></p> <p>Poor Excellent</p> <p>Technical Condition: <u> ◆ </u></p> <p>Comments:</p>						

Application Portfolio - updated: 2010

Application	Description	Business Purpose	Customer Group	Platform Implemented	Last Update	Life Cycle Stage	Operations Cost
Continuous Total Volume System	This SAS system performs quality assurance checks against hourly total volume by lane data from the ATR Polling and Office Processing system. It also produces files used in the ATR Expert System(TAES). All edited data from TAES is incorporated into ear-to-date files. SAS statistics programs create 48-hour adjustments factors and cluster groups that are used in the COUNTS application. Portions of the ATR final reports are created with this SAS system.	State Roads	Statewide System Planning & Integration	CLIENT/SERVER		Mature	
	<p>Business Value: Low High ◆ </p> <p>Technical Condition: Poor Excellent ◆ </p> <p>Comments:</p>						
Contract Management Application	The purpose of the application is to track the status of all contracts issued by Mn/DOT and to provide specific information and reports to Mn/DOT management, the Department of Administration and the Legislature, information required by Statute to the Dept of Administration, link information input with the Office of Audit and provide performance measures regarding the timeliness of the contracting process. CONTAINS FINANCIAL DATA	General Support and Services	County State Aid System Investment, General Administrative Support, Municipal State Aid System Investment	CITRIX THIN CLIENT	2001 2008	Decline	
	<p>Business Value: Low High ◆ </p> <p>Technical Condition: Poor Excellent ◆ </p> <p>Comments:</p>						
COUNTS	An R:Base database and application for short duration count data. This system contains procedures to provide quality assurance, count scheduling, reporting, and creating files for mapping AADT and uploads to TIS. This system also contains the equivalency files for Vehicle Class Count Location and the Continuous Count Locations (ATRs)	State Roads	Statewide System Planning & Integration	CLIENT/SERVER		Mature	
	<p>Business Value: Low High ◆ </p> <p>Technical Condition: Poor Excellent ◆ </p> <p>Comments:</p>						









Application Portfolio - updated: 2010

Application	Description	Business Purpose	Customer Group	Platform	Implemented	Last Update	Life Cycle Stage	Operations Cost
CSAH Needs Study Update	Roadway inventory for the CSAH system, used to compute the money needs for the annual apportionment	Local Roads	County State Aid Administration, County State Aid System Investment, Municipal State Aid System Investment	MULTI-TIER	2001	2008	Mature	
	<p>Business Value: </p> <p>Technical Condition: </p> <p>Comments:</p>							
CUBE	Cube is an off-the-shelf product for traffic demand modeling.	State Roads	Statewide System Planning & Integration, Traffic Management	OTHER	2005	2008	Mature	
	<p>Business Value: </p> <p>Technical Condition: </p> <p>Comments:</p>							
Cultural Resources Information System	Microsoft Access 2000 application for tracking Section 106 reviews for cultural properties and providing information to the State Historic Preservation Office.	State Roads	Construction Project Development	CLIENT/SERVER	2004	2006	Decline	
	<p>Business Value: </p> <p>Technical Condition: </p> <p>Comments:</p>							
Damage Claims Database	Logs and bills citizens the cost of repairing accident damage. Invoice Reports are then faxed to the DOF/DOA for actual billing	State Roads	Infrastructure Operation & Maintenance Administration	CLIENT/SERVER		2007	Mature	
	<p>Business Value: </p> <p>Technical Condition: </p> <p>Comments:</p>							
Data Practices Application	The purpose of this application is to track data practices requests and assignments.	General Support and Services	General Administrative Support	J2EE		2008	Mature	
	<p>Business Value: </p> <p>Technical Condition: </p> <p>Comments:</p>							
DataExtract	This is a user tool that pulls out data from the database to balance or check on field detector operations.	Multimodel Systems	Statewide System Planning & Integration	J2EE			Mature	
	<p>Business Value: </p> <p>Technical Condition: </p> <p>Comments:</p>							

Application Portfolio - updated: 2010

Application	Description	Business Purpose	Customer Group	Platform	Implemented	Last Update	Life Cycle Stage	Operations Cost
DataPlot	This is a user tool that collects data every 30 seconds from the field network detectors. The data is used to analyze historical traffic flow and plot occupancy and volume data.	State Roads	Statewide System Planning & Integration	J2EE			Mature	
	<p>Business Value: Low High </p> <p>Technical Condition: Poor Excellent </p> <p>Comments: ◆</p>							
Design Bid Letting	Database containing District, let-project, bid values. Allows Project Managers to establish estimates for a project prior to its development using district budg-letting abstract file data.	State Roads	Construction Project Development	UNKNOW N	2005	2008	Mature	
	<p>Business Value: Low High ◆</p> <p>Technical Condition: Poor Excellent ◆</p> <p>Comments:</p>							
District Consultant Spending Plan Database	The results of this project will help the MCA section understand the current and future status of their budget in order to make decisions about immediate use of available funds as well as projections for future budgeting.	State Roads	Statewide System Planning & Integration	CITRIX THIN CLIENT			Mature	
	<p>Business Value: Low High ◆</p> <p>Technical Condition: Poor Excellent ◆</p> <p>Comments:</p>							
EDMS Web Link Service	Web service that dynamically creates urls for documents that are in the EDMS. The urls are based on document meta data. The urls are rendered to a web page. Current users of this service are EDMS web site, Consultant Agreements web site, HPDP web site and CART.	General Support and Services	General Administrative Support	J2EE	2003	2007	Mature	
	<p>Business Value: Low High ◆</p> <p>Technical Condition: Poor Excellent ◆</p> <p>Comments:</p>							

Application Portfolio - updated: 2010

Application	Description	Business Purpose	Customer Group	Platform Implemented	Last Update	Life Cycle Stage	Operations Cost
Electronic Bidding	Provides 2-way electronic bidding of construction contracts between the agency and the highway construction contractors. Uses a third-party web site to store and retrieve contractors' bids and electronic bid bonds. This is a purchased service that provides data to Mn/DOT. CONTAINS FINANCIAL DATA. Two new functions added 2009 - 1)Ability to view real-time bid results via the Internet and 2)Private contractors/subs can request and provide quotes. This will help to meet Civil Rights Goals.	State Roads	Construction Project Development	CLIENT/SERVER	2008	Mature	
	<p>Business Value: </p> <p>Technical Condition: </p> <p>Comments:</p>						
Electronic Document Management System	This is an electronic document repository for Mn/DOT business documents. It is a tool for filing, storing, and retrieving documents in one system to be shared and used department wide.	General Support and Services	General Administrative Support	.NET	2003	2007	Mature
	<p>Business Value: </p> <p>Technical Condition: </p> <p>Comments:</p>						
Electronic Field Office Training Manual	eFOTM provides guidelines for USDOT standards and policies. Federal and State personnel may use this program.	Multimodel Systems	Motor Carrier Management	UNKNOWN			Mature
	<p>Business Value: </p> <p>Technical Condition: </p> <p>Comments:</p>						
Employee Capability Management System	The Employee Capability Management System (ECMS) is a phased-in HRIS system which maintains skills definitions and administrates training programs department-wide, allowing Mn/DOT to have a coordinated and consistent approach to training and skill management.	General Support and Services	Workforce Management Services (Human Resources)	CITRIX THIN CLIENT	2003	2007	Mature
	<p>Business Value: </p> <p>Technical Condition: </p> <p>Comments:</p>						

Application Portfolio - updated: 2010

Application	Description	Business Purpose	Customer Group	Platform	Implemented	Last Update	Life Cycle Stage	Operations Cost
Equipment Management System	This system supports fleet management for the Office of Maintenance, as the expert office, and district usage for fleet management and operations.	State Roads	Fleet Management&Maintenance	CITRIX THIN CLIENT, CLIENT/SERVER	1999	2007	Mature	
	<p>Business Value: Technical Condition: </p> <p>Comments:</p>							
Events Calendar	This application is used by the Office of Communications to post department events on the ihub main page.	General Support and Services	Communication Services	J2EE, MULTI-TIER	2007	2007	Growth	
	<p>Business Value: Technical Condition: </p> <p>Comments:</p>							
External Audit Tracking	The purpose of the application is for use by the Office of Audit to track the status of contract audits.	General Support and Services	Financial Services	CITRIX THIN CLIENT	2003	2006	Mature	
	<p>Business Value: Technical Condition: </p> <p>Comments:</p>							
Extraordinary Enforcement	Tracks extraordinary enforcement and truck inspection funding requests to/and approvals of the state construction engineer, and resulting invoices from the Minnesota State Patrol for extraordinary enforcement services. This application will be rolled into CMS	State Roads	Construction Project Management	CLIENT/SERVER			Decline	
	<p>Business Value: Technical Condition: </p> <p>Comments:</p>							
FCC Licensing Service	This application is used by the Electronic Communications Office to file for a license to use a particular radio channel. Electronic Communications submits a request through this application to the FCC on behalf of Mn/DOT and other agencies.	General Support and Services	Electronic Communication Investment & Planning, Electronic Communications Management	CLIENT/SERVER				
	<p>Business Value: Technical Condition: </p> <p>Comments:</p>							









Application Portfolio - updated: 2010

Application	Description	Business Purpose	Customer Group	Platform	Implemented	Last Update	Life Cycle Stage	Operations Cost
FHWA UPACS - Service Category	Federal Aid project information. FHWA system accessed by SALT staff.	Local Roads	County State Aid Administration, County State Aid System Investment	UNKNOW N			Mature	
	<p>Low High</p> <p>Business Value: _____ Technical Condition: _____</p> <p>Comments:</p>							
Field Ops	Monitors quantity documentation and payment on trunk highway construction projects.	State Roads	Construction Project Management	CLIENT/S ERVER			Decline	
	<p>Low High</p> <p>Business Value: _____ Technical Condition: _____</p> <p>Comments:</p>							
Fixed Asset Information System	System to track non-mobile fixed assets with value over \$5000.	General Support and Services	Financial Services, General Administrative Support	MULTI- TIER			Decline	
	<p>Low High</p> <p>Business Value: _____ Technical Condition: _____</p> <p>Comments:</p>							
Fly or Drive	A tool to be used by State personnel to determine the real costs to drive or fly to a destination. This application takes into account the cost of time per type of employee, meals, lodging, and lost productivity.	Multimodel Systems	Air Transportation Operations	J2EE	2005	2009	Mature	
	<p>Low High</p> <p>Business Value: _____ Technical Condition: _____</p> <p>Comments:</p>							
Geodetic Database	Tracks geodetic projects, work assignments, and work completed. Also contains all data regarding permanent survey monuments.	General Support and Services	Construction Project Development	MULTI- TIER	1997	2007	Decline	
	<p>Low High</p> <p>Business Value: _____ Technical Condition: _____</p> <p>Comments:</p>							
Geodetic Monument Map Viewer	Geodetic Monument Map Viewer	State Roads		.NET	2008	2009	Mature	
	<p>Low High</p> <p>Business Value: _____ Technical Condition: _____</p> <p>Comments:</p>							

Application Portfolio - updated: 2010

Application	Description	Business Purpose	Customer Group	Platform	Implemented	Last Update	Life Cycle Stage	Operations Cost
GIS Application Template	An interactive web map and template that serves as a starting point for application development. It also serves as an interactive web map to the public for core data.	General Support and Services	Technology Services	OTHER	2005	2008	Mature	
	Business Value: Technical Condition: Comments:							
Glossary	This is an external web application that displays department acroymys.	General Support and Services	Communication Services	J2EE	2008		Emerging	
	Business Value: Technical Condition: Comments:							
Gopher State One Call Converter	This application is a utility that processes Gopher State One tickets(XML)and submits the ticket data into the AFMS database. This utility is used by the GSOC and AFMS systems. It is not directly accessed by end users.		Traffic Management	J2EE	2005	2005	Mature	
	Business Value: Technical Condition: Comments:							
GX32 - Service Category	Software package developed by the Federal Railroad Administration (FRA) to allow for the updating of railroad crossing inventory data.	Multimodel Systems	Rail & Water System Investment & Planning	OTHER	2006	2009	Mature	
	Business Value: Technical Condition: Comments:							
Haestad CulvertMaster and FlowMaster	CulvertMaster is a Haestad/Bentley products used for the hydraulic design and analysis of culverts. FlowMaster is a Haestad/Bentley products used for the hydraulic design and analysis for road and culvert hydraulic design.	State Roads	Construction Project Development	OTHER	1998	2008	Mature	
	Business Value: Technical Condition: Comments:							

Application Portfolio - updated: 2010

Application	Description	Business Purpose	Customer Group	Platform	Implemented	Last Update	Life Cycle Stage	Operations Cost
Hangar Loans	This internally developed custom application tracks loans made to airports to build airplane hangars from a revolving fund. CONTAINS FINANCIAL DATA	Multimodel Systems	Airport System Investment & Planning	CLIENT/SERVER	1995	1998	Decline	
	<p>Business Value:  Technical Condition: </p> <p>Comments:</p>							
HazMat Package Inspection Program	The Hazardous Materials package Inspection Program is used during dock and vehicle inspections to record compliance problems with hazardous material packages. The idea is to build a record of packaging problems which identifies HM shippers and aids in det	Multimodel Systems	Motor Carrier Management	OTHER			Mature	
	<p>Business Value:  Technical Condition: </p> <p>Comments:</p>							
HCADT Origination Application	An MS Excel Spreadsheet, an Access database, and custom macros that incorporate the latest vehicle classification data with AADT information in order to produce HCADT estimates on all trunk highways.	State Roads	Statewide System Planning & Integration	OTHER	2002	2008	Mature	
	<p>Business Value:  Technical Condition: </p> <p>Comments:</p>							
HEC-RAS River Analysis System	HEC-RAS is used for the hydraulic analysis of waterways for bridge, culvert and road projects. It is a public domain application developed by and available from the U.S. Army Corps of Engineers. It can perform 1-D steady and unsteady flow calculations.	Multimodel Systems	Construction Project Development	OTHER	2002	2007	Mature	
	<p>Business Value:  Technical Condition: </p> <p>Comments:</p>							

Application Portfolio - updated: 2010

Application	Description	Business Purpose	Customer Group	Platform Implemented	Last Update	Life Cycle Stage	Operations Cost
Highway Pavement Management System	This application is used to do analysis of pavement condition trends and can calculate the funding needed to meet certain performance targets, predict the expected pavement condition given a list of projects and estimate pavement conditions based on varying budgets.	State Roads	Construction Project Development, Statewide System Planning & Integration	CLIENT/SERVER	1995	2008	Decline
	<p>Business Value: Technical Condition: </p> <p>Comments:</p>						
HR Vacancy Tracking	EDMS workflow app			OTHER			
	<p>Business Value: Technical Condition: </p> <p>Comments:</p>						
HY8 Culvert Analysis	Performs hydraulic analysis and design of culverts using methods in FHWA publication HDS-5 Hydraulic Design of Highway Culverts. Includes HY8, HY8InpGen - a windows software for building an input file to HY8, HY8PCViewer a Windows output file viewer for hy8, and HY8Energy software for designing energy dissipators. All are public domain and available from FHWA at: http://www.fhwa.dot.gov/engineering/hydraulic/s/index.cfm	State Roads	Construction Project Development	OTHER		2006	Mature
	<p>Business Value: Technical Condition: </p> <p>Comments:</p>						
HydInfra	HYDINFRA was developed by the Mn/DOT and is used to manage data collection, mapping and reporting needs for hydraulic infrastructure inventory, inspection and activity data. Data can be collected using GPS units, then loaded into Oracle database. Data can be reviewed and updated using GIS and Forms, and Reports can be generated.	State Roads	Bridges	CLIENT/SERVER	1998	2007	Mature
	<p>Business Value: Technical Condition: </p> <p>Comments:</p>						

Application Portfolio - updated: 2010

Application	Description	Business Purpose	Customer Group	Platform Implemented	Last Update	Life Cycle Stage	Operations Cost
HydroCAD	HydroCAD is a proprietary hydraulic engineering software product from HydroCAD Software Solutions LLC (company formerly known as Applied Microcomputer Systems). This is the recommended application within Mn/DOT for hydrograph development/routing and pond hydraulic design/analysis. CO Bridge Hydraulics and most, if not all, of the districts own and use this application. Each district is responsible for the purchase/maintenance costs of the software.	State Roads	Construction Project Development, Infrastructure Operation & Maintenance Administration	UNKNOW N	2000 2007	Mature	
	<p style="text-align: center;">Low High</p> <p>Business Value: <u> ◆ </u></p>	<p style="text-align: center;">Poor Excellent</p> <p>Technical Condition: <u> ◆ </u></p>	Comments:				
iHub Job Posting	This application is used to post and manage Mn/DOT job postings.	General Support and Services	Workforce Management Services (Human Resources)	J2EE, MULTI-TIER	2008	2008	Emerging
	<p style="text-align: center;">Low High</p> <p>Business Value: <u> ◆ </u></p>	<p style="text-align: center;">Poor Excellent</p> <p>Technical Condition: <u> ◆ </u></p>	Comments:				
Independent Assurance Sampling and Testing	Tracks FHWA required independent assurance testing done during construction projects where the inspectors verify that tests have taken place. Also checks the certification and skills of testers.	State Roads	Construction Project Management, Workforce Management Services (Human Resources)	J2EE			Decline
	<p style="text-align: center;">Low High</p> <p>Business Value: <u> ◆ </u></p>	<p style="text-align: center;">Poor Excellent</p> <p>Technical Condition: <u> ◆ </u></p>	Comments:				
Information Technology Asset Management System	The purpose of this application is to track hardware assets	General Support and Services	Technology Services	CITRIX THIN CLIENT			
	<p style="text-align: center;">Low High</p> <p>Business Value: <u> ◆ </u></p>	<p style="text-align: center;">Poor Excellent</p> <p>Technical Condition: <u> ◆ </u></p>	Comments:				

Application Portfolio - updated: 2010

Application	Description	Business Purpose	Customer Group	Platform	Implemented	Last Update	Life Cycle Stage	Operations Cost
Inspection Selection System	ISS is the primary tool used on the roadside to screen motor carrier vehicles and determine the usefulness of conducting an inspection. ISS returns the carrier snapshot which includes many critical safety performance indicators. ISS is linked to ASPEN to	Multimodel Systems	Freight Administration, Motor Carrier Management	OTHER			Mature	
	<p>Business Value: Low High ◆ </p> <p>Technical Condition: Poor Excellent ◆ </p> <p>Comments:</p>							
Instrument Landing System Monitoring	This internally developed custom application automatically monitors 32 Instrument Landing Systems located at 11 airports throughout the state from a PC located in the Office. Scheduled calls are made to each site twice daily, via modem, to request readings from monitoring equipment, receive, interpret, display, and archive the data. Interrogation calls can also be made on-demand.	Multimodel Systems	Aviation System Management	CLIENT/SERVER	1997	2008	Decline	
	<p>Business Value: Low High ◆ </p> <p>Technical Condition: Poor Excellent ◆ </p> <p>Comments:</p>							
Intelligent Roadway Information System	Traffic Management System clients and servers. Control software.	State Roads	Traffic Management	CLIENT/SERVER			Mature	
	<p>Business Value: Low High ◆ </p> <p>Technical Condition: Poor Excellent ◆ </p> <p>Comments:</p>							
International Road Dynamics iANALIZE	Software to schedule, polling, and in-office processing of Weigh-in-Motion data. Also allows remote access for system set-up and diagnostics of remote equipment. This is part of the Traffic Monitoring Program Data System Suite.	State Roads	Statewide System Planning & Integration	.NET			Mature	
	<p>Business Value: Low High ◆ </p> <p>Technical Condition: Poor Excellent ◆ </p> <p>Comments:</p>							

Application Portfolio - updated: 2010

Application	Description	Business Purpose	Customer Group	Platform	Implemented	Last Update	Life Cycle Stage	Operations Cost
Internet Delivery of Traffic Warrant Data	This is an application that is on Mn/DOT's external web site and provides Employees, Governments, and Consultants with current and historical Traffic/Turning movement information and any warrant analysis that has been performed. The data is used for planning, and design of roadways based on turning movement count.	State Roads	Statewide System Planning & Integration, Traffic Management	CLIENT/SERVER	2003	2003	Mature	
	<p>Business Value: Low High ◆ </p> <p>Technical Condition: Poor Excellent ◆ </p> <p>Comments:</p>							
Inventory: Vendor Item Tracking System	Tracks pertinent vendor data and item prices. Allows District 4 inventory personnel to quickly locate needed items and do previous price comparison between vendors. Data is entered manually. CONTAINS FINANCIAL DATA	General Support and Services	Inventory Control Maintenance, Investment & Planning Administration	CLIENT/SERVER	1996	2008	Mature	
	<p>Business Value: Low High ◆ </p> <p>Technical Condition: Poor Excellent ◆ </p> <p>Comments:</p>							
Inventory-MIS Data	MIS/IT Inventory Control of District Resources. Provides utilization of data collected from PC audits via 'Track-IT' and 'SUS.' Database generates reports/status/location etc. of district equipment and provides a data access page for viewing via Internet browser for local network users.	General Support and Services	Technology Services	CLIENT/SERVER	2003	2008	Mature	
	<p>Business Value: Low High ◆ </p> <p>Technical Condition: Poor Excellent ◆ </p> <p>Comments:</p>							
Invoice System	Used to create custom invoices to cities, counties, and other state agencies, for work Mn/DOT does for them. Invoices are created using information from several sources. CONTAINS FINANCIAL DATA	General Support and Services	Financial Services	CITRIX THIN CLIENT	2002	2007	Mature	
	<p>Business Value: Low High ◆ </p> <p>Technical Condition: Poor Excellent ◆ </p> <p>Comments:</p>							

Application Portfolio - updated: 2010

Application	Description	Business Purpose	Customer Group	Platform Implemented	Last Update	Life Cycle Stage	Operations Cost
ITERA	ITERA - Information Technology Exception Request Application			UNKNOW N			
	<p style="text-align: center;">Low High</p> <p>Business Value: _____</p>	<p style="text-align: center;">Poor Excellent</p> <p>Technical Condition: _____</p>	Comments:				
Janus	Vendor supplied software that accompanies TimeMark traffic counters that allows the user to check the functioning of the equipment, download data, and perform data analysis.	State Roads	Statewide System Planning & Integration, Traffic Management	OTHER	1992	2006	Mature
	<p style="text-align: center;">Low High</p> <p>Business Value: ___◆_____</p>	<p style="text-align: center;">Poor Excellent</p> <p>Technical Condition: ___◆_____</p>	Comments:				
Junkyard Database	Environmental Services			UNKNOW N			
	<p style="text-align: center;">Low High</p> <p>Business Value: _____</p>	<p style="text-align: center;">Poor Excellent</p> <p>Technical Condition: _____</p>	Comments:				
Jurisdiction Transfer	Tracks the stages of the jurisdictional transfers of roadways from state to local government	State Roads	Statewide System Planning & Integration	CLIENT/S ERVER	2000	2007	Mature
	<p style="text-align: center;">Low High</p> <p>Business Value: ___◆_____</p>	<p style="text-align: center;">Poor Excellent</p> <p>Technical Condition: ___◆_____</p>	Comments:				
Labor Compliance Case File	Tracks labor compliance cases on all contracts where the department is responsible for labor law enforcement.	State Roads	Construction Project Management, Workforce Management Services (Human Resources)	CLIENT/S ERVER			Decline
	<p style="text-align: center;">Low High</p> <p>Business Value: ◆_____</p>	<p style="text-align: center;">Poor Excellent</p> <p>Technical Condition: _____</p>	Comments:				
Labor Relations Tracking	This is a web based application used to manage the workflow and track complaints, investigations, discipline, grievance, and arbitration issues so that C.O and District HR staff can record, track, and archive issues electronically instead of in hard copy format.	General Support and Services	Workforce Management Services (Human Resources)	J2EE	2007	2008	
	<p style="text-align: center;">Low High</p> <p>Business Value: ___◆_____</p>	<p style="text-align: center;">Poor Excellent</p> <p>Technical Condition: ___◆_____</p>	Comments:				

Application Portfolio - updated: 2010

Application	Description	Business Purpose	Customer Group	Platform	Implemented	Last Update	Life Cycle Stage	Operations Cost
Laboratory Information System	System for tracking material test results.	State Roads	Construction Project Management	OTHER	1996	2007	Decline	
	Business Value: Low High ◆ 	Technical Condition: Poor Excellent ◆ 	Comments:					
Landscape Certification Specialist Database	Landscape technician registration and certification tracking database for the Offices of Technical Support and Environmental Services.	General Support and Services	Construction Project Management, Workforce Management Services (Human Resources)	CLIENT/SERVER		2008	Mature	
	Business Value: Low High ◆ 	Technical Condition: Poor Excellent ◆ 	Comments:					
LegalFiles	Labor Compliance Case Management System. Intended to be replaced by TRANS*Port			UNKNOWN				
	Business Value: Low High 	Technical Condition: Poor Excellent 	Comments:					
Lighting Feedpoint Database	Information about lighting system feedpoints, including name, location, number of lights, power company, etc.	State Roads	Infrastructure Operation & Maintenance Administration, Traffic Management	OTHER	2000	2000	Mature	
	Business Value: Low High ◆ 	Technical Condition: Poor Excellent ◆ 	Comments:					
Magic	Incident reporting and tracking system	General Support and Services	General Administrative Support, Technology Services	CITRIX THIN CLIENT	2002	2006	Mature	
	Business Value: Low High ◆ 	Technical Condition: Poor Excellent ◆ 	Comments:					
Mailroom Labeling Application	Unknown	General Support and Services	General Administrative Support	UNKNOWN			Mature	
	Business Value: Low High ◆ 	Technical Condition: Poor Excellent ◆ 	Comments:					

Application Portfolio - updated: 2010

Application	Description	Business Purpose	Customer Group	Platform Implemented	Last Update	Life Cycle Stage	Operations Cost
MAPS Cost Accounting, Project Billing, Project Accounting	Sub-systems of MAPS used to calculate overhead, track equipment usage, cost accounting reporting, bill FHWA and construction accounting.	General Support and Services	Financial Services	MAINFRA ME	1994	2008	Decline
	<p>Business Value: Technical Condition: </p>						Comments:
Materials Performance System	GIS system that offers layers combining data from TIS,LIMS,COPES and gravel pit data.	State Roads	Construction Project Development	J2EE			Mature
	<p>Business Value: Technical Condition: </p>						Comments:
McRegis Federal Safety Regulations	A specialized text retrieval system, MCREGIS allows instant access to all Federal Safety regulations (FMCSR and FHMR) as well as all official interpretations of these regulations, various operations manuals, rosters and specialized data tables.	State Roads	Motor Carrier Management	OTHER			Mature
	<p>Business Value: Technical Condition: </p>						Comments:
Media Distribution System	Web based media distribution system for use by central office communications staff and district public affairs coordinators. Includes contact information on print, television, radio, and web media. Includes transportation industry trade and partner publications.	General Support and Services	Communication Services	.NET			Mature
	<p>Business Value: Technical Condition: </p>						Comments:
Metro District Hydraulics Mobile Field Inspection Application	Placeholder Field inspection application for that goes with Metro Hydraulics	State Roads	Facilities Operations & Maintenance	.NET	2006		Mature
	<p>Business Value: Technical Condition: </p>						Comments:

Application Portfolio - updated: 2010

Application	Description	Business Purpose	Customer Group	Platform Implemented	Last Update	Life Cycle Stage	Operations Cost
Metro Employee Database	This system downloads Metro SEMA4 data & makes it available to users with the proper security clearance. The application displays, summarizes & reports on the data in ways not available through SEMA4 mainframe application. Several unique non-SEMA4 pieces of info are recorded for all employees - ie, Position Tracking, Workers Comp, Random Pool, Drivers Licenses, CDL Training, Other Licenses and Certifications, HR Notifications, HR Reports.	General Support and Services	General Administrative Support, Workforce Management Services (Human Resources)	CLIENT/SERVER	1996	2006	Mature
	<p>Business Value: Low High ◆ </p> <p>Technical Condition: Poor Excellent ◆ </p> <p>Comments:</p>						
Metro Employee Move/Change Form	Online form for supervisors to submit a move request form and have that start several processes within Metro. The one stop solution for supervisors with employees moving in, out, or within Metro.	General Support and Services	General Administrative Support, Workforce Management Services (Human Resources)	OTHER	2006	2008	Mature
	<p>Business Value: Low High ◆ </p> <p>Technical Condition: Poor Excellent ◆ </p> <p>Comments:</p>						
Metro HR Information Desk	Online form to email informal requests, questions, or corrections to Metro HR.	General Support and Services	General Administrative Support, Workforce Management Services (Human Resources)	OTHER	2002	2007	Mature
	<p>Business Value: Low High ◆ </p> <p>Technical Condition: Poor Excellent ◆ </p> <p>Comments:</p>						
Metro HR Requests Database	Tracks all HR staffing requests received in Metro HR. Also provides online service that allows all Metro supervisors to check the status of any outstanding HR requests that they might have. Any vacancy fills, reallocations, promotions, etc.	General Support and Services	General Administrative Support, Workforce Management Services (Human Resources)	CITRIX THIN CLIENT	2005	2005	Mature
	<p>Business Value: Low High ◆ </p> <p>Technical Condition: Poor Excellent ◆ </p> <p>Comments:</p>						

Application Portfolio - updated: 2010

Application	Description	Business Purpose	Customer Group	Platform Implemented	Last Update	Life Cycle Stage	Operations Cost
Metro Incident Selection Tool	Used by consultants to gather data to create freeway simulation models for Interstate Access Requests . Queries the RTMC Incident Log database (PostgreSQL database). User can filter on date range, exclude holidays and describe several other factors to get a correct count of incidents.	State Roads	Construction Project Development, Infrastructure Operation & Maintenance Administration	CLIENT/SERVER	2003	2006	Mature
	<p>Low High</p> <p>Business Value: Technical Condition: </p> <p>Comments:</p>						
Metro Labor Relations Tracking	Tracks Grievances and Employer Actions. Can also proactively track Issues and Investigations where no action has et taken. Also tracks non-work related medical: FMLA, ADA, etc.	General Support and Services	Workforce Management Services (Human Resources)	CLIENT/SERVER	2005	2005	Mature
	<p>Low High</p> <p>Business Value: Technical Condition: </p> <p>Comments:</p>						
Metro MyHR	Allows all Metro employees to view their HR data online (job class, appt. end date, current step, emergency contacts, etc). Users can check the accuracy of their emergency contacts, for example, and then use the HR Information Desk to submit any corrections.	General Support and Services	Infrastructure Operation & Maintenance Administration, Workforce Management Services (Human Resources)	OTHER	2002	2007	Mature
	<p>Low High</p> <p>Business Value: Technical Condition: </p> <p>Comments:</p>						
Metro Scoping Database	All Metro construction, maintenance & repair projects go through several phases: "wish list" (10 r. plan, 20 r. plan), scoping, PPMS entry, letting, construction, consultant contract closeout & maintenance. Because of the volume of projects involved, Metro needs a better way to communicate basic funding info about all projects to stakeholders in each phase. This app will enable better management of fiscal resources, both long & short-term.	State Roads	Construction Project Development	CITRIX THIN CLIENT	2004	2008	Mature
	<p>Low High</p> <p>Business Value: Technical Condition: </p> <p>Comments:</p>						









Application Portfolio - updated: 2010

Application	Description	Business Purpose	Customer Group	Platform	Implemented	Last Update	Life Cycle Stage	Operations Cost
Metro Signal Operations Database	Inventory of signal systems that Metro has responsibility for. Includes: Events that happen to signals (eg. Total Rebuild, Photos Taken); Features at each intersection leg where the signal is located (eg. AWF, LED bulbs). Tracks operational checks, zones (groups of linked signals) and complaints about timing or other issues. Links to TIS for intersection and location/mapping data. Links to AFMS for ESS data about the signal (FK=SYSTEM_ID_NO).	State Roads	Traffic Management	CLIENT/SERVER	2005	2007	Mature	
	<p>Business Value: Low High ◆ </p> <p>Technical Condition: Poor Excellent ◆ </p> <p>Comments:</p>							
Metro Tort Claims Database	This project will provide the Metro Tort Claims Section with a method of electronically storing information on all investigations into actual or potential claims and lawsuits against Metro.	State Roads	General Administrative Support	CLIENT/SERVER			Emerging	
	<p>Business Value: Low High ◆ </p> <p>Technical Condition: Poor Excellent ◆ </p> <p>Comments:</p>							
MINNOISE Model	MINNOISE is a traffic noise prediction model used to model sound levels based on Minnesota vehicle emission data.	State Roads	Construction Project Development	CLIENT/SERVER	1985	2004	Mature	
	<p>Business Value: Low High ◆ </p> <p>Technical Condition: Poor Excellent ◆ </p> <p>Comments:</p>							
Mn/DOT Applications	Other			OTHER				
	<p>Business Value: Low High </p> <p>Technical Condition: Poor Excellent </p> <p>Comments:</p>							
Mn/DOT Financial Data Warehouse	The Financial part of the data warehouse has information from RCA, MAPS, SAAS, SAMMS, ABB, etc.	General Support and Services	Financial Services	UNKNOWN	2001	2008	Mature	
	<p>Business Value: Low High </p> <p>Technical Condition: Poor Excellent ◆ </p> <p>Comments:</p>							

Application Portfolio - updated: 2010

Application	Description	Business Purpose	Customer Group	Platform	Implemented	Last Update	Life Cycle Stage	Operations Cost
Mn/DOT Warehouse	Mn/DOT's store house of data from the State's Warehouse	General Support and Services	Technology Services	OTHER				
	<p>Low High</p> <p>Business Value: _____</p> <p>Poor Excellent</p> <p>Technical Condition: _____</p> <p>Comments:</p>							
MN/Pave	Pavement design software that helps pavement engineers select the optimal materials and quantities for flexible (asphalt)payments. It is distributed to cities and counties as well as being used by staff in Mn/DOT.	State Roads	Construction Project Development, Statewide System Planning & Integration	UNKNOW N	2002	2008	Mature	
	<p>Low High</p> <p>Business Value: _____ ◆</p> <p>Poor Excellent</p> <p>Technical Condition: _____ ◆</p> <p>Comments:</p>							
Mn/ROAD	Mn/ROAD includes a number of applications including polling software for dynamic and static sensors, a loader program for loading the data into a database, scripts for complex queries, graphing software for analyzing data and a GIS application is being developed to take CADD drawings and allow users to select cells or sensors that provide data and 3D images.	State Roads	Construction Project Development	MULTI-TIER			Mature	
	<p>Low High</p> <p>Business Value: _____ ◆</p> <p>Poor Excellent</p> <p>Technical Condition: _____ ◆</p> <p>Comments:</p>							
MnCIP	Capital Improvement Program			UNKNOW N				
	<p>Low High</p> <p>Business Value: _____</p> <p>Poor Excellent</p> <p>Technical Condition: _____</p> <p>Comments:</p>							
MnDog	This application, toolset and web site provide a basic infrastructure of GIS technology within Mn/DOT. The tools provide access to and the procedures to a central storefront for Mn/DOT GIS data such as the Transportation Information System		Technology Services	OTHER	2005	2005	Mature	
	<p>Low High</p> <p>Business Value: _____ ◆</p> <p>Poor Excellent</p> <p>Technical Condition: _____ ◆</p> <p>Comments:</p>							

Application Portfolio - updated: 2010

Application	Description	Business Purpose	Customer Group	Platform	Implemented	Last Update	Life Cycle Stage	Operations Cost
MnPASS	MnPass converted the I-394 high occupancy vehicle lanes into pay-per-use, high occupancy toll lanes that will allow single occupancy drivers to utilize the HOV lanes and speed up their commute. The lanes will also remain open to high occupancy vehicles use at no charge. MnPASS uses VESystems VTX software. This software interfaces with bar code software, credit card transaction processing software, field and vehicle hardware, and enforcement software from other vendors.	State Roads	Traffic Management	J2EE	2005	2008	Mature	
	<p>Business Value: </p> <p>Technical Condition: </p> <p>Comments:</p>							
Monitored Equipment Status	This internally developed custom application displays the results of all the monitoring applications in the NAVAIDS unit. This system allows personnel to quickly obtain the current status of all equipment. They can also view archived data to detect trends.	Multimodel Systems	Aviation System Management	CLIENT/SERVER	1999	2004	Decline	
	<p>Business Value: </p> <p>Technical Condition: </p> <p>Comments:</p>							
Monkey Board	Web-based In/Out board, tracks whereabouts of office staff.	General Support and Services	County State Aid Administration, General Administrative Support, Municipal State Aid Administration	MULTI-TIER	2004	2004	Emerging	
	<p>Business Value: </p> <p>Technical Condition: </p> <p>Comments:</p>							
Motor Carrier Information System	Motor Carrier Information System is the OFCVO Oracle application that tracks motor carrier credentials, operating authority, and associated transactions. The application also tracks enforcement cases and hazardous materials incidents.		Motor Carrier Management	CLIENT/SERVER	1993	2008	Decline	
	<p>Business Value: </p> <p>Technical Condition: </p> <p>Comments:</p>							











Application Portfolio - updated: 2010

Application	Description	Business Purpose	Customer Group	Platform	Implemented	Last Update	Life Cycle Stage	Operations Cost
MSAS Needs Study Update	Roadway inventory for the MSAS system, used to compute the money needs for the annual apportionment	Local Roads	Municipal State Aid Administration	MULTI-TIER	2001	2008	Mature	
	<p>Business Value: Low High ◆ </p> <p>Technical Condition: Poor Excellent ◆ </p> <p>Comments:</p>							
NHI Training Database	Tracks registration for NHI (National Highway Institute) and custom training involving both Mn/DOT and non-Mn/DOT personnel. Has a secondary function of printing class rosters, certificates of completion, and professional development hour certificates.	State Roads	Construction Project Management, Statewide System Planning & Integration	CLIENT/SERVER			Mature	
	<p>Business Value: Low High ◆ </p> <p>Technical Condition: Poor Excellent ◆ </p> <p>Comments:</p>							
Ombudsman Case Tracking	Ombudsman Case Tracking			UNKNOWN				
	<p>Business Value: Low High ◆ </p> <p>Technical Condition: Poor Excellent ◆ </p> <p>Comments:</p>							
Outdoor Advertising Permits Reporting and Tracking	A database that contains all permits required for outdoor advertising billboards and tracks initial cost of permit and annual costs based on size, location, and other factors. It also tracks whether billboards are conforming or non-conforming. It creates early invoices customers and tracks payment. CONTAINS FINANCIAL DATA	State Roads	Roadsides	J2EE, MULTI-TIER	2003	2008	Mature	
	<p>Business Value: Low High ◆ </p> <p>Technical Condition: Poor Excellent ◆ </p> <p>Comments:</p>							
Passenger Profile	This internally developed application is used to track trips and profiles of State personnel who make commercial flight, hotel, and rental car reservations through the Air Transportation Unit.	General Support and Services	Air Transportation Operations	CLIENT/SERVER	2004	2006	Mature	
	<p>Business Value: Low High ◆ </p> <p>Technical Condition: Poor Excellent ◆ </p> <p>Comments:</p>							

Application Portfolio - updated: 2010

Application	Description	Business Purpose	Customer Group	Platform Implemented	Last Update	Life Cycle Stage	Operations Cost
Past Inspection Query	Application to review inspections that have occurred in the past 180 days. Includes facsimile copies of the real time written report.	Multimodel Systems	Motor Carrier Management	UNKNOW N		Mature	
	<p>Business Value: Technical Condition: </p> <p>Comments:</p>						
PaveCool	A computer tool to assist contractors, inspectors and engineers to make rapid decisions regarding cool-weather paving. The user enters the time of day, the date and the latitude of the paving job. Next, the type of mixture is entered along with the type of surface being paved. The surface temperature, air temperature, wind speed, lift thickness and mixture delivery temperature are then entered. The final input is the amount of cloud cover.	State Roads	Construction Project Management, Smooth Roads	OTHER		Mature	
	<p>Business Value: Technical Condition: </p> <p>Comments:</p>						
PC Miler	A highway routing and mileage calculation package, PCMiler is commercial software from ALK Associates. It has been the standard used by FMCSA and most States for many ears.	Multimodel Systems	Motor Carrier Management	UNKNOW N	2006	Mature	
	<p>Business Value: Technical Condition: </p> <p>Comments:</p>						
Pendragon	PDA Construction Info			UNKNOW N			
	<p>Business Value: Technical Condition: </p> <p>Comments:</p>						

Application Portfolio - updated: 2010

Application	Description	Business Purpose	Customer Group	Platform	Implemented	Last Update	Life Cycle Stage	Operations Cost
Perseus SurveySolutions Software	The is an off the self survey tool. This tool is used to conduct web based surveys. There are four license holders for this software; Office of Decision Support, Office of Land Management, Office of Human Resources, Office of Market and Research.	General Support and Services	General Administrative Support	CITRIX THIN CLIENT	2006	2010	Mature	
	<p>Business Value:  Technical Condition:  Comments:</p>							
Photogrammetric Database	Tracks aerial photography and mapping projects.	State Roads	Construction Project Development	MULTI-TIER	2000	2003	Decline	
	<p>Business Value:  Technical Condition:  Comments:</p>							
Pile Capacity Program	This program was developed by the Bridge Construction Unit for field personnel. The program determines the pile bearing capacity. The program is generally used by District construction personnel. The software is not required to be used, but is a tool to assist construction personnel.	State Roads	Construction Project Development	OTHER	1997	2007	Mature	
	<p>Business Value:  Technical Condition:  Comments:</p>							
Plan Quality	Evaluates, records, and reports on the quality of construction plans for 14 areas of constructability.		Construction Project Development, Smooth Roads	CITRIX THIN CLIENT, CLIENT/SERVER			Decline	
	<p>Business Value:  Technical Condition:  Comments:</p>							
Plan Quality (Build-Ability)	Evaluates, records, and reports on the quality of construction plans for 14 areas of constructability.							
	<p>Business Value:  Technical Condition:  Comments:</p>							

Application Portfolio - updated: 2010

Application	Description	Business Purpose	Customer Group	Platform	Implemented	Last Update	Life Cycle Stage	Operations Cost
Planning Reviews	Database program designed to maintain and manage district-wide plat reviews and review sequences. Designed with Department specific function and accessibility (Rochester)	State Roads	Construction Project Development	UNKNOW N	2003	2008	Mature	
	<p>Business Value: Technical Condition: </p> <p>Comments:</p>							
Planning Reviews Database	Provides key information on current and past plans submitted to Mn/DOT for functional area review per Mn state statute 505.3 subdivision 2 (Plats). Includes ID #2, types of plans submitted, locations of proposed developments, Mn/DOT reviewers, critical review dates and deadlines, and other pertinent information on current and past plan reviews.	State Roads	Construction Project Development	UNKNOW N	1992	2006	Mature	
	<p>Business Value: Technical Condition: </p> <p>Comments:</p>							
Plant Selector	Online resource to help Mn/DOT internal and external stakeholders, select the right plant for the right location, based on key roadside elements such as salt tolerance, ADT, ompaction and soil type.	State Roads	Construction Project Development	MULTI-TIER	2000	2008	Mature	
	<p>Business Value: Technical Condition: </p> <p>Comments:</p>							

Application Portfolio - updated: 2010

Application	Description	Business Purpose	Customer Group	Platform Implemented	Last Update	Life Cycle Stage	Operations Cost
Pontis	An AASHTOWare product. Pontis is a bridge management application designed to assist agencies in the preservation and improvement of their bridge networks. PONTIS supports the entire bridge management process. It stores bridge inventory and inspection data; formulates network-wide preservation and improvement policies; recommends projects; reports network and project-level results; and forecasts individual bridge life-cycle deterioration and costs. Contains Financial Data		Bridges, Construction Project Development	CLIENT/SERVER	2001	2005	Mature
	<p>Business Value: Low High ◆ </p> <p>Technical Condition: Poor Excellent ◆ </p> <p>Comments:</p>						
PPMS/WMS	This is the new system to replace the existing Project Management System and Work Management System used by the Office of Tech Support and Office of Maintenance	Multimodel Systems	Investment & Planning Administration	CITRIX THIN CLIENT	2003	2006	Mature
	<p>Business Value: Low High ◆ </p> <p>Technical Condition: Poor Excellent ◆ </p> <p>Comments:</p>						
Priority 2 Snowplow Drivers Database	Track information about auxiliary (volunteer) drivers who may or may not be Metro employees (contact information, Drivers License, Drug & Alcohol training, etc).	State Roads	Clear Roads	CLIENT/SERVER			Mature
	<p>Business Value: Low High </p> <p>Technical Condition: Poor Excellent </p> <p>Comments:</p>						
Professional Flight Manager	This purchased application is used to schedule Aeronautics' airplanes and pilots and list passengers. This system is also used to schedule chartered flights. An application developed internally uses the data to generate invoices for the passengers.		Air Transportation Operations	CLIENT/SERVER	1999	2008	Mature
	<p>Business Value: Low High ◆ </p> <p>Technical Condition: Poor Excellent ◆ </p> <p>Comments:</p>						











Application Portfolio - updated: 2010

Application	Description	Business Purpose	Customer Group	Platform	Implemented	Last Update	Life Cycle Stage	Operations Cost
Program Management Information System	PMIS is a database application containing information about Mn/DOT Information Technology development projects. The application was populated using available data from multiple applications and spreadsheets that were previously used to manage the IT Investment program(s). (These outdated and often redundant applications have been retired.) PMIS is now the definitive source for the management of projects at the program level. Functionality Highlights include:							
	<p style="text-align: center;"> Low High Poor Excellent </p> <p> Business Value: _____ Technical Condition: _____ Comments: _____ </p>							
Program Management Information System	PMIS is a database application containing information about Mn/DOT Information Technology development projects. The application was populated using available data from multiple applications and spreadsheets that were previously used to manage the IT Investment program(s). (These outdated and often redundant applications have been retired.) PMIS is now the definitive source for the management of projects at the program level.		Technology Services	CITRIX THIN CLIENT	2004	2006	Decline	
	<p style="text-align: center;"> Low High Poor Excellent </p> <p> Business Value: _____ Technical Condition: _____ Comments: _____ </p>							
Project Tracking	Inventory of State and Federal Aid projects administered by SALT. Contains location and descriptive data, authorizations, spec items, funding sources, etc.	Local Roads	County State Aid System Investment, Municipal State Aid System Investment	MULTI-TIER			Mature	
	<p style="text-align: center;"> Low High Poor Excellent </p> <p> Business Value: _____ Technical Condition: _____ Comments: _____ </p>							

Application Portfolio - updated: 2010

Application	Description	Business Purpose	Customer Group	Platform	Implemented	Last Update	Life Cycle Stage	Operations Cost
ProVu	View that enables users to analyze company profile reports available from the FMCSA.	Multimodel Systems	Freight Administration, Motor Carrier Management	UNKNOW N				
	<p>Business Value: Low High </p> <p>Technical Condition: Poor Excellent </p> <p>Comments:</p>							
Public Transit Application	This application is used by the Office of Transit to manage Minnesota's transit systems' information. It includes statistics regarding funding, ridership, replacement bus information, etc. CONTAINS FINANCIAL DATA	Multimodel Systems	Transit Operations & Maintenance, Transit System Investment & Planning	J2EE	2005	2008	Growth	
	<p>Business Value: Low High ◆ </p> <p>Technical Condition: Poor Excellent ◆ </p> <p>Comments:</p>							
PUMA	A business application to support the generation and busindling of state project numbers.	General Support and Services	Construction Project Development, Facilities Investment & Planning, Financial Services	J2EE	2010		Growth	
	<p>Business Value: Low High </p> <p>Technical Condition: Poor Excellent </p> <p>Comments:</p>							
Quicklayers	Application that serves as a catalog to GIS data. allows users to load data into a mapviewer.	General Support and Services	Technology Services	OTHER			Decline	
	<p>Business Value: Low High </p> <p>Technical Condition: Poor Excellent </p> <p>Comments:</p>							
Radio Log Database	Logs all daily Road Maintenance activities (pothole repairs, deer hits, etc...) for legal reasons. Also includes web reports.	General Support and Services	Electronic Communication Administration, Electronic Communications Management	UNKNOW N			Mature	
	<p>Business Value: Low High ◆ </p> <p>Technical Condition: Poor Excellent ◆ </p> <p>Comments:</p>							

Application Portfolio - updated: 2010

Application	Description	Business Purpose	Customer Group	Platform	Implemented	Last Update	Life Cycle Stage	Operations Cost
Radio Tracking	Site and antennae information.	General Support and Services	Electronic Communication Administration, Electronic Communications Management	OTHER	1992	1998	Decline	
	<p>Business Value:  Low High</p> <p>Technical Condition:  Poor Excellent</p> <p>Comments:</p>							
RadioSoft Com Study 2.0	Radio system coverage engineering. Can vary parameters and plot coverage.	General Support and Services	Electronic Communication Investment & Planning	OTHER			Mature	
	<p>Business Value:  Low High</p> <p>Technical Condition:  Poor Excellent</p> <p>Comments:</p>							
RadioSoft Internet Access	Radio system planning.	General Support and Services	Electronic Communication Investment & Planning	CLIENT/SERVER			Mature	
	<p>Business Value:  Low High</p> <p>Technical Condition:  Poor Excellent</p> <p>Comments:</p>							
Rail Grade Crossing Improvement Program Application	RGICIP is a database developed and maintained by OF&CVO that includes an inventory of all of the state's public and private grade crossings, a project management tool and tracking of accidents at railroad - highway grade crossings. Contains Financial Data	Multimodel Systems	Construction Project Development, Rail & Water System Investment & Planning	J2EE	2007	2009	Emerging	
	<p>Business Value:  Low High</p> <p>Technical Condition:  Poor Excellent</p> <p>Comments:</p>							
RapidLog	Scan in driver management files such as driver logs and runs checks on them for accuracy and completeness. Compatible with FMCSA guidelines Website: http://rapidlog.com . Written by Eclipse Software Systems, Inc. 921 38th Avenue Court, Greeley, CO 80634.	Multimodel Systems	Motor Carrier Management	UNKNOWN			Mature	
	<p>Business Value:  Low High</p> <p>Technical Condition:  Poor Excellent</p> <p>Comments:</p>							

Application Portfolio - updated: 2010

Application	Description	Business Purpose	Customer Group	Platform	Implemented	Last Update	Life Cycle Stage	Operations Cost
Record Center Application	This application inventories and manages records stored at the record center.	General Support and Services	General Administrative Support	CLIENT/SERVER	1994	1994	Decline	
	<p>Business Value: Low High ◆ </p> <p>Technical Condition: Poor Excellent ◆ </p> <p>Comments:</p>							
Reference Point Metafile Application	This is a Metafile application that exists on a single computer in TDA. The purpose of this application is to compute reference point from stationing.	State Roads	Statewide System Planning & Integration	OTHER	1995	2000	Decline	
	<p>Business Value: Low High ◆ </p> <p>Technical Condition: Poor Excellent </p> <p>Comments:</p>							
Remote Computer Monitoring System	This internally developed custom application automatically monitors 48 Navigational Aid sites located throughout the state from a PC located in the Office. This perpetually running system calls, via modem, each NAVAID site twice daily, requests readings from it's monitoring equipment, receives, interprets, displays, and archives the data. Interrogation calls can also be made on-demand. If the central computer detects equipment problems it will, if applicable, try to reset the equipment.	Multimodel Systems	Aviation System Management	CLIENT/SERVER	1988	2008	Decline	
	<p>Business Value: Low High ◆ </p> <p>Technical Condition: Poor Excellent ◆ </p> <p>Comments:</p>							
Request for Change	This application is used to submit change requests for applications.	General Support and Services	Technology Services	J2EE, MULTI-TIER	2007	2007		
	<p>Business Value: Low High </p> <p>Technical Condition: Poor Excellent </p> <p>Comments:</p>							
Research Deliverables Data Export	An extracted, translate tool which creates data packets that Mn/DOT sends to the research web consultants and they load the data onto their web service.	General Support and Services	Statewide System Planning & Integration	CLIENT/SERVER	2004	2008	Mature	
	<p>Business Value: Low High ◆ </p> <p>Technical Condition: Poor Excellent ◆ </p> <p>Comments:</p>							

Application Portfolio - updated: 2010

Application	Description	Business Purpose	Customer Group	Platform	Implemented	Last Update	Life Cycle Stage	Operations Cost
Research Tracking	This application is used to track research projects, technical/professional contracts, funding and deliverables resulting from research projects. This application is used to disseminate information to approximately 3000 transportation practitioners.	General Support and Services	Statewide System Planning & Integration	CITRIX THIN CLIENT, CLIENT/SERVER	2005	2009	Mature	
	<p>Business Value: </p> <p>Technical Condition: </p> <p>Comments:</p>							
Resource Consumption Application	Automate timesheet generation, mass time and labor distribution data entry, and financial reports		Financial Services	MULTI-TIER	2000	2008	Mature	
	<p>Business Value: </p> <p>Technical Condition: </p> <p>Comments:</p>							
Resumix	Resumix is a set of recruitment and selection tools used by all state agencies includes Vacancy Builder and Managers Referral.	General Support and Services	Workforce Management Services (Human Resources)	UNKNOWN	1999	2007	Mature	
	<p>Business Value: </p> <p>Technical Condition: </p> <p>Comments:</p>							
RGCIP Interactive Map Interface	Interactive web map interface to access rail lines, grade crossings, and other associated information.	Multimodel Systems	Construction Project Development, Rail & Water System Investment & Planning	OTHER	2007		Mature	
	<p>Business Value: </p> <p>Technical Condition: </p> <p>Comments:</p>							
Right of Way Interactive Map	Interactive web map interface for accessing and downloading final right of way map information.	State Roads	Construction Project Development	OTHER	2007	2008	Mature	
	<p>Business Value: </p> <p>Technical Condition: </p> <p>Comments:</p>							

Application Portfolio - updated: 2010

Application	Description	Business Purpose	Customer Group	Platform	Implemented	Last Update	Life Cycle Stage	Operations Cost
Right-of-Way Electronic Acquisition Land Management System	Tracks all facets of property acquisition and land management. Provides true work environment for all workflow functions and steps of property acquisition and land management. CONTAINS FINANCIAL DATA	State Roads	Construction Project Development	.NET, CITRIX THIN CLIENT	2006	2007	Mature	
	<p>Business Value: </p> <p>Technical Condition: </p> <p>Comments:</p>							
Road Weather Information System	Roadside weather stations that collect weather and pavement condition data. Some sites have cameras and visibility sensors.	State Roads	Clear Roads	MULTI-TIER	1999	2007	Mature	
	<p>Business Value: </p> <p>Technical Condition: </p> <p>Comments:</p>							
RouteBuilder - Oversize Overweight Permits	Permitting and routing tool used for the process of issuing overweight and/or overdimensional truck permits using Minnesota statutes and procedures. Routes are shown on electronic maps. CONTAINS FINANCIAL DATA	Multimodel Systems	Motor Carrier Management	CLIENT/SERVER	2007	2008	Mature	
	<p>Business Value: </p> <p>Technical Condition: </p> <p>Comments:</p>							
RTMC Incident Log	RTMC visually monitors the Metro area via cameras. They log all incidents viewed on the system into a PostgreSQL database via an Access front-end. People not in the control room can know if an incident is cleared by monitoring the database. Statistics can be generated about incident types.		Traffic Management	CLIENT/SERVER			Mature	
	<p>Business Value: </p> <p>Technical Condition: </p> <p>Comments:</p>							
Safety and Fitness Electronic Records	Ensure complete, accurate application entry and issuance through the Internet.		Construction Project Development, Motor Carrier Management, Rail & Water System Investment & Planning	OTHER				
	<p>Business Value: </p> <p>Technical Condition: </p> <p>Comments:</p>							

Application Portfolio - updated: 2010

Application	Description	Business Purpose	Customer Group	Platform Implemented	Last Update	Life Cycle Stage	Operations Cost
SafetyNet	SAFETYNET is a major database management system that allows entry and access of data from driver/vehicle inspections, crashes, compliance reviews, assignments, complaints, enforcement cases, etc. It is operated at State safety agencies and Federal division		Motor Carrier Management	CLIENT/SERVER			
	<p style="text-align: center;">Low High</p> <p>Business Value: _____ Technical Condition: _____ Comments:</p>						
Seasonal Load Limit	A GIS application that daily captures, filters, processes, and loads atmospheric and subgrade temperature data from 174 NWS and RWIS sites across the state then automatically applies geostatistical interpolation to generate 7 different map surfaces of the state for display on the department's "Seasonal Load Limit" web site.		Smooth Roads	.NET		Mature	
	<p style="text-align: center;">Low High Poor Excellent</p> <p>Business Value: _____ Technical Condition: _____ Comments:</p>						
Sema4	Statewide Employee Management Application ("4" means there are four parts). SEMA4 is the Human Resources and Payroll system.	General Support and Services	Workforce Management Services (Human Resources)	MAINFRAME		Mature	
	<p style="text-align: center;">Low High Poor Excellent</p> <p>Business Value: _____ Technical Condition: _____ Comments:</p>						
Sign Shop Application	Allows for the automatic tracking of all purchase orders received and their associated Sign Shop Work Orders. Reports on Work done for every ordering entity. Tracks all Purchase Order information and Work Order Information.		Traffic Management	OTHER	1996	2008	Mature
	<p style="text-align: center;">Low High Poor Excellent</p> <p>Business Value: _____ Technical Condition: _____ Comments:</p>						

Application Portfolio - updated: 2010

Application	Description	Business Purpose	Customer Group	Platform Implemented	Last Update	Life Cycle Stage	Operations Cost
Sign/Message Management System-Field Inventory	Used in the sign maintenance, replacement and budgeting processes. Allows district sign and management personnel to track all pertinent sign data including age, inspection data, sign type, GPS data, retro-reflectivity data etc.		Traffic Management	CLIENT/SERVER		Mature	
	<p>Business Value: Low High ◆ </p> <p>Technical Condition: Poor Excellent ◆ </p> <p>Comments:</p>						
SignCadd	SignCadd is a drafting program used in the design of traffic signs. It is an input program for the SignTrack sign inventory system		Traffic Management	CLIENT/SERVER	1994	2006	Mature
	<p>Business Value: Low High ◆ </p> <p>Technical Condition: Poor Excellent ◆ </p> <p>Comments:</p>						
SignTRACK	The purpose of the application is to manage Mn/DOT's statewide inventory of signs that are along the roadway.		Traffic Management	CLIENT/SERVER	2007	2007	Emerging
	<p>Business Value: Low High ◆ </p> <p>Technical Condition: Poor Excellent ◆ </p> <p>Comments:</p>						
SignView & Map Director	SignView is an inventory system for traffic signs and Map Director ties the information in SignView to ArcGIS for mapping. SignView and Map Director are used only in District 7.	State Roads	Infrastructure Operation & Maintenance Administration	CLIENT/SERVER	1996	2008	Mature
	<p>Business Value: Low High ◆ </p> <p>Technical Condition: Poor Excellent ◆ </p> <p>Comments:</p>						
Snow & Ice CallBoard	This is an online application to track the availability, store contact information of Maintenance employees for Snow and Ice Call Outs.		Clear Roads	CLIENT/SERVER			Mature
	<p>Business Value: Low High ◆ </p> <p>Technical Condition: Poor Excellent ◆ </p> <p>Comments:</p>						









Application Portfolio - updated: 2010

Application	Description	Business Purpose	Customer Group	Platform Implemented	Implemented	Last Update	Life Cycle Stage	Operations Cost
Snow Trap Inventory	Inventory of snow traps using GPS and GIS technology. A snow trap is a section of roadway that experiences problems associated with blowing and drifting snow. Within a snow trap problems for the traveling motorist arise as a result of reduced visibility and/or road surface conditions being impaired by 'blow ice'. In extreme cases, large snowdrift formations make the highway impassable, resulting in road closures.		Clear Roads	CLIENT/SERVER	2008	2008	Emerging	
	Business Value: Technical Condition:							Comments:
State Aid Accounting System	Manages the multiple fund sources and accounts for counties and municipalities for their state aid for local transportation. CONTAINS FINANCIAL DATA		County State Aid System Investment	MULTI-TIER, OTHER	2001	2009	Mature	
	Business Value: Technical Condition:							Comments:
State Aid File Upload	This is a web based application used by Cities and Counties to upload grant applications to the State Aid Office.		County State Aid System Investment, Municipal State Aid System Investment	J2EE	2007	2007	Mature	
	Business Value: Technical Condition:							Comments:
Statewide Archeological Predictive Model for Minnesota	The model consists of GIS layers mapping the potential for archeological sites. Mn/Model is a set of models (in the form of GIS datasets) developed using ARC/INFO Workstation, ARC/INFO GRID, ArcGIS, and S-Plus. S-Plus is a statistical package.		Construction Project Development	CLIENT/SERVER	1998	2001	Mature	
	Business Value: Technical Condition:							Comments:

Application Portfolio - updated: 2010

Application	Description	Business Purpose	Customer Group	Platform	Implemented	Last Update	Life Cycle Stage	Operations Cost
Statewide Automated Materials Management System	SAMMS is Mn/DOT System of record for Consumable Inventory. It tracks the quantity, location and value of Consumable Inventory.		Financial Services	MULTI-TIER	1995	2008	Mature	
	Business Value: Technical Condition:	Comments:						
Surplus Equipment	This site makes surplus equipment available for reuse by other offices.		Technology Services	J2EE	2005	2008	Mature	
	Business Value: Technical Condition:	Comments:						
Survey Equipment Database	Tracks survey equipment from purchase through retirement.		Construction Project Development	MULTI-TIER	1996	1996	Decline	
	Business Value: Technical Condition:	Comments:						
SyncroMagic	This is an application that synchronizes data on a server with an FTP site. TDA uses it in support the UMD TMC total volume application.		Statewide System Planning & Integration	OTHER				
	Business Value: Technical Condition:	Comments:						
System Control and Data Acquisition	Monitors tower lights for legal requirements. Can also monitor radios and equipment at sites. Located at 10 State Patrol Dispatch Centers.		Electronic Communications Management	OTHER	2000	2006	Decline	
	Business Value: Technical Condition:	Comments:						
Team Transit Database	Database application used to track Metro transit projects (ie, bus shoulders, park & rides) and archive historic projects as they reach completion. This application tracks information such as letting dates, project costs, type, description, funding sources, and more.	Multimodel Systems	Transit System Investment & Planning	CLIENT/SERVER			Mature	
	Business Value: Technical Condition:	Comments:						

Application Portfolio - updated: 2010

Application	Description	Business Purpose	Customer Group	Platform Implemented	Last Update	Life Cycle Stage	Operations Cost
TeamMate	This is an off-the-shelf application created by Price Waterhouse Cooper. The application allows the Audit Office to capture electronic work papers and produce bi-directional hyperlinks within the documents to easily locate important information.		Financial Services	CLIENT/SERVER	2007	Growth	
	<p>Business Value: </p> <p>Technical Condition: </p> <p>Comments:</p>						
Tech Certification	A registration and tracking application for technical certification of internal and external clients in fulfillment of federal mandate. It includes class registration, class attendance, and pass or fail status. Topics for certification include grading and base, bituminous, concrete, bridge, and signal and lighting.		Construction Project Management	CLIENT/SERVER		Mature	
	<p>Business Value: </p> <p>Technical Condition: </p> <p>Comments:</p>						
Terrain Analysis Program	Electronic engineering tool for planning radio systems.		Electronic Communication Investment & Planning	OTHER	1992	Decline	
	<p>Business Value: </p> <p>Technical Condition: </p> <p>Comments:</p>						
TinyCAD	Open source schematic drawing tool.		Electronic Communication Investment & Planning, Electronic Communications Management	OTHER		Mature	
	<p>Business Value: </p> <p>Technical Condition: </p> <p>Comments:</p>						

Application Portfolio - updated: 2010

Application	Description	Business Purpose	Customer Group	Platform	Implemented	Last Update	Life Cycle Stage	Operations Cost
TIS Oracle	Oracle version of TIS. This has two parts, production copy for roadlog, roadway history and relate files, for standard data entry. The other copy is for GIS users to access and is kept in line with mainframe. It was initially developed as a replacement		Statewide System Planning & Integration	CLIENT/SERVER	2002	2002	Decline	
	Business Value: <small>Low</small> <small>High</small>	Technical Condition: <small>Poor</small> <small>Excellent</small>	Comments:					
TRACS	Construction Management on Design/Build Projects		Construction Project Management	CITRIX THIN CLIENT	2003	2008	Emerging	
	Business Value: <small>Low</small> <small>High</small>	Technical Condition: <small>Poor</small> <small>Excellent</small>	Comments:					
Traffic Analysis Expert System	This proprietary system permits users to perform analysis of continuous total volume data in the context of historically acceptable values and statistically determined tolerances. it also allows the user to impute data for missing periods.		Statewide System Planning & Integration	OTHER			Mature	
	Business Value: <small>Low</small> <small>High</small>	Technical Condition: <small>Poor</small> <small>Excellent</small>	Comments:					
Traffic GIS Database	Placeholder			UNKNOWN				
	Business Value: <small>Low</small> <small>High</small>	Technical Condition: <small>Poor</small> <small>Excellent</small>	Comments:					
Traffic Volume Mapping Tool	This is a Microstation extension for automatically posting AADT and HCADT volumes in CAD files.		Statewide System Planning & Integration	OTHER			Mature	
	Business Value: <small>Low</small> <small>High</small>	Technical Condition: <small>Poor</small> <small>Excellent</small>	Comments:					
Traffic Work Orders	Tracks the signing and striping activities and workflow, to help streamline.		Traffic Management	CLIENT/SERVER	2005	2005	Mature	
	Business Value: <small>Low</small> <small>High</small>	Technical Condition: <small>Poor</small> <small>Excellent</small>	Comments:					

Application Portfolio - updated: 2010

Application	Description	Business Purpose	Customer Group	Platform	Implemented	Last Update	Life Cycle Stage	Operations Cost
Training and Workshop Database	Tracks classes and registration for Office of Land Management training and workshops.		Construction Project Development	MULTI-TIER	2002	2002	Decline	
	<p style="text-align: center;">Low High</p> <p>Business Value: _____ ◆ _____</p> <p style="text-align: center;">Poor Excellent</p> <p>Technical Condition: _____ ◆ _____</p> <p>Comments:</p>							
Transit File Upload	This is a web based application used by Transit providers to upload grant applications to the Transit Office		Transit Administration	J2EE	2008	2008	Emerging	
	<p style="text-align: center;">Low High</p> <p>Business Value: _____ ◆ _____</p> <p style="text-align: center;">Poor Excellent</p> <p>Technical Condition: _____ ◆ _____</p> <p>Comments:</p>							
Transportation Information System - Mainframe	The Transportation Information System, Mainframe (TIS-MF) is the enterprise planning database contains information on roadway characteristics, traffic safety features, pavement condition, bridges, and crashes.		Statewide System Planning & Integration	MAINFRAME	1985	2002	Decline	
	<p style="text-align: center;">Low High</p> <p>Business Value: _____ ◆ _____</p> <p style="text-align: center;">Poor Excellent</p> <p>Technical Condition: _____ _____</p> <p>Comments:</p>							
Transportation Software Management Solution	An AASHTOWare product that provides the following: cost estimation, pre-letting phase advertisement, award phase analysis of project data, and electronic bidding. The DSS component is a decision support module that acts as an information warehouse used by the other modules. The Office of Technical Support is the steward for TRNS*PORT and the Office of Construction and Innovative Contracting is a primary user.	State Roads	Construction Project Development	.NET, MULTI-TIER	2001	2007	Mature	
	<p style="text-align: center;">Low High</p> <p>Business Value: _____ _____</p> <p style="text-align: center;">Poor Excellent</p> <p>Technical Condition: _____ _____ ◆ _____</p> <p>Comments:</p>							

Application Portfolio - updated: 2010

Application	Description	Business Purpose	Customer Group	Platform	Implemented	Last Update	Life Cycle Stage	Operations Cost
Utilities and Municipal Agreements Reporting and Tracking System	This is a database that tracks and provides reports on utility,municipal agreements and Right of Way Permits for the department. It includes a tickler system to contact people for needed information. It interfaces with MAPS and PPMS warehouse information and EDMS. It has a current utility vendor list and tracks associated vendor akas. CONTAINS FINANCIAL DATA		Construction Project Development	J2EE, MULTI-TIER	2005	2008	Mature	
	<p>Business Value: Low High ◆ </p> <p>Technical Condition: Poor Excellent ◆ </p> <p>Comments:</p>							
Vehicle Classification System	An Access Database for loading raw data, screening, scheduling counts, managing, and reporting short duration and continuous vehicle classification data from TimeMark traffic counters and PEEK ATRs.		Statewide System Planning & Integration	OTHER	1992	2008	Mature	
	<p>Business Value: Low High ◆ </p> <p>Technical Condition: Poor Excellent ◆ </p> <p>Comments:</p>							
Video Switching Application Server	Software to provide remote users capability to switch and control video CCTV cameras.		Traffic Management	J2EE, MULTI-TIER			Mature	
	<p>Business Value: Low High </p> <p>Technical Condition: Poor Excellent ◆ </p> <p>Comments:</p>							
VideoLog	Videolog of existing Roadway Segments. Materials Lab owns the van, camera, technology to collect the data annually.			OTHER	1984	2006	Mature	
	<p>Business Value: Low High ◆ </p> <p>Technical Condition: Poor Excellent ◆ </p> <p>Comments:</p>							

Application Portfolio - updated: 2010

Application	Description	Business Purpose	Customer Group	Platform Implemented	Last Update	Life Cycle Stage	Operations Cost
Virtis and Opis	VIRTIS and OPIS are AASHTOWare products that support engineering and business processes of bridge design and rating, including preliminary and final design, rating for posting and permitting, analysis of the effects of deterioration, and rehabilitation design. They use the same database and GUI, and much of the same source code. When a bridge structure is being designed, OPIS analysis modules are used. When bridge structure is being rated for truck loads, VIRTIS analysis modules are used.		Construction Project Development	CLIENT/SERVER	2003	2007	Mature
	<p>Business Value: </p> <p>Technical Condition: </p> <p>Comments:</p>						
Visual Urban	Performs hydraulic calculations for gutter spread, inlet capacity and open channel flow characteristics for prismatic shapes using HEC-22 methodology. Public domain program developed and available from FHWA.		Construction Project Development	UNKNOWN		2002	Mature
	<p>Business Value: </p> <p>Technical Condition: </p> <p>Comments:</p>						
Watershed Modeling System	WMS is a graphical modeling environment for watershed hydrology and hydraulics developed by the Brigham Young University. Licenses are available from FHWA for Mn/DOT personnel.		Construction Project Development	OTHER		2008	Mature
	<p>Business Value: </p> <p>Technical Condition: </p> <p>Comments:</p>						
Weather Station and NOTAM Monitoring System	This perpetually running, internally developed custom application monitors 64 automated weather stations located throughout the state every 20 minutes. The application also lists any NOTAMs (Notice to Airmen) which provide important aviation related information.		Aviation Traveler Information	CLIENT/SERVER	1997	2006	Decline
	<p>Business Value: </p> <p>Technical Condition: </p> <p>Comments:</p>						

Application Portfolio - updated: 2010

Application	Description	Business Purpose	Customer Group	Platform	Implemented	Last Update	Life Cycle Stage	Operations Cost
Who's Who	Database of SALT clients and partners. Contains mailing, phone, e-mail, user ID, and historical information		County State Aid Administration, Municipal State Aid Administration	MULTI-TIER	2004	2008	Mature	
	<p>Business Value: </p> <p>Technical Condition: </p> <p>Comments:</p>							
WinPathPro	Microwave radio system engineering.		Electronic Communication Investment & Planning	OTHER	1995		Decline	
	<p>Business Value: </p> <p>Technical Condition: </p> <p>Comments:</p>							
Workforce Information Tracking Initiative	Allows construction contractors to record EEO data about their employees who work on Mn/DOT projects.		Construction Project Management	J2EE	2003	2003	Decline	
	<p>Business Value: </p> <p>Technical Condition: </p> <p>Comments:</p>							
XP-SWMM Stormwater Management Model	XP-SWMM will perform hydrologic, water quality, and dynamic hydraulic routing for storm drain and open channel drainage systems. XP-SWMM is a proprietary product available from XP-Software.		Construction Project Development	OTHER	2000	2006	Mature	
	<p>Business Value: </p> <p>Technical Condition: </p> <p>Comments:</p>							

Project Portfolio - updated: 2010

Project	Cost	Start	Finish	State	Status	Scope	Type	Outcome	Driver
Bridge Inspection System -1296	\$451,332	7/12/2009	1/30/2012	Active	Green		Application Development		Other
Cultural Resources Information System Replacement (CRIS) Phase I and Scoping II -1053	\$465,514	4/21/2009	7/30/2010	Completed	Green		Application Development		Other
ELM Implementation -1280	\$150,000	4/1/2010	8/1/2011	Active	Green		Application Development		Other
Innotas IT Implementation -1213	\$148,095	6/1/2009	4/30/2010	Completed	Green		Application Development		Other
IT Service Management (ITSM) -1209	\$1,376,026	12/11/2008	2/1/2011	Active	Yellow		Application Development		Other
Live STIP Feasibility -1249	\$150,000	6/1/2009	8/16/2010	Completed	Green		Application Development		Other
MnDOT Backup Alternatives Review and Implementation -1226	\$353,028	7/1/2009	10/29/2010	Completed	Green		Infrastructure		Other
Oracle Business Intelligence (OBI) Implementation -1323	\$1,760,672	9/7/2010	10/31/2012	Active	Green		Application Development		Other
ProjectWise Upgrade (PW V8i) -1302	\$0	11/2/2009	6/30/2010	Completed	Green		Infrastructure		Other
REALMS GIS -1218	\$201,942	5/1/2009	3/1/2010	Completed	Green		Application Development		Other
Transportation Information System (TIS) Replacement -1067	\$5,098,361	1/3/2011	12/31/2015	Active	Green		Application Development		Other
Transportation Investment Management System (TIMS) Implementation -1331	\$230,000	8/12/2010	3/30/2012	Active	Green		Application Development		Other
Upgrade for SWIFT - MnDOT Infrastructure, 11g Oracle Forms, BOE -1378	\$855,263	4/12/2010	9/28/2011	Active	Green		Application Development		Other
web Trns port (wT) -0825	\$801,566	7/2/2009	1/3/2010	Active	Yellow		Application Development		Other

<u>Project Portfolio</u> - Updated: 2012	Cost	Start	Finish	State	Status	Scope	Type	Primary Outcome	Primary Driver
Innotas IT Implementation -1213	\$148,095	6/1/2009	4/30/2010	Completed	Closure		Application Development	Increased Efficiency	Other
ProjectWise Upgrade (PW V8i) -1302	\$176,000	11/2/2009	6/30/2010	Completed	Closure		Infrastructure	Increased Efficiency	Other
Cultural Resources Information System Replacement (CRIS) Phase I and Scoping II -1053	\$465,514	4/21/2009	7/30/2010	Completed	Closure		Application Development	Increased Efficiency	Other
Live STIP Feasibility -1249	\$150,000	6/1/2009	8/16/2010	Completed	Closure		Application Development	Increased Efficiency	Other
MnDOT Backup Alternatives Review and Implementation -1226	\$353,028	7/1/2009	10/29/2010	Completed	Closure		Infrastructure	Increased Efficiency	Other
IT Service Management (ITSM) -1209	\$1,376,026	4/1/2008	6/1/2011	Completed	Closure		Application Development	Increased Efficiency	Other
Upgrade for SWIFT - MnDOT Infrastructure, 11g Oracle Forms, BOE -1378	\$615,262	4/12/2010	9/28/2011	Completed	Closure		Application Development	Increased Efficiency	Other
REALMS GIS -1218	\$162,500	5/1/2009	12/31/2011	Completed	Closure		Application Development	Increased Efficiency	Other
ELM Implementation -1280	\$150,000	4/1/2010	6/29/2012	Completed	Closure		Application Development	Increased Efficiency	Other

IT Spend - updated: 2010

Fiscal Year	Fund	Salaries	Repairs	Prof/Tech Services	Computer & System Services	Communications	Supplies	Equipment	Other Operating Costs	Agency Provided Tech Serv	Spending For Individuals	Other	Total
2008	100	\$226,841		\$1,630	\$99,185	\$60,670	\$24,008	\$133,960	\$13,000				\$559,294
2008	200	\$530,553	\$11,565	\$64,115	\$184,783	\$255,197	\$61,430	\$52,547	\$5,250				\$1,165,440
2008	200		\$223		\$341	\$7,285	\$364	\$12,174					\$20,387
2008	300						\$179	\$198					\$377
2008	690		\$6,826			\$99	\$498		\$591				\$8,014
2008 Total:		\$757,394	\$18,614	\$65,745	\$284,310	\$323,250	\$86,480	\$198,879	\$18,841				\$1,753,512
2009	100	\$355,215	\$536	\$318	\$381,918	\$29,711	\$63,329	\$188,775	\$7,990	\$11,440			\$1,039,233
2009	200	\$479,852	\$12,546	\$35,231	\$260,554	\$232,937	\$68,137	\$173,945	\$2,497				\$1,265,699
2009	300				\$3,780								\$3,780
2009	690					\$2,282	\$1,305	\$585	\$643				\$4,816
2009 Total:		\$835,067	\$13,082	\$35,549	\$646,252	\$264,930	\$132,771	\$363,305	\$11,130	\$11,440			\$2,313,527
2010	100	\$521,646	\$1,491		\$212,716	\$38,384	\$11,614	\$178,327	\$171				\$964,349
2010	200	\$429,900	\$10,206	\$71,130	\$399,965	\$233,263	\$24,102	\$114,121	\$988				\$1,283,674
2010	610				\$1,875		\$477		\$360				\$2,712
2010	690					\$2,775	\$793		\$599				\$4,168
2010 Total:		\$951,546	\$11,697	\$71,130	\$614,556	\$274,422	\$36,986	\$292,448	\$2,119				\$2,254,903

Application Portfolio - updated: 2008

Application	Description	Business Purpose	Customer Group	Platform	Implemented	Last Update	Life Cycle Stage	Operations Cost
Adobe Acrobat	Agency .pdf application	Other	Mostly internal to agency	PC	1998	2007	Growth	0 - \$100k
	Business Value:	Technical Condition:	Comments:					
ArchiBus	Agency Building / Equipment Maintenance	Building and real estate management	Mostly internal to agency	Server	2001	2007	Growth	0 - \$100k
	Business Value:	Technical Condition:	Comments: System to soon be hosted by DoAdmin					
Arrow E-mail Newsletter	E-mail newsletter authoring and distribution program	Other	Specific sub-group of customers or clients	Server	2007		Maturity	0 - \$100k
	Business Value:	Technical Condition:	Comments:					
Benefits	Benefit payment system for the State Soldiers Assistance Program (SSAP)	Benefits determination	Specific sub-group of customers or clients	Server	1991	2007	Decline	0 - \$100k
	Business Value:	Technical Condition:	Comments: System needs to be replaced as soon as possible					
BrightStor	Netware Backup	Other	Mostly internal to agency	Server	2001	2005	Maturity	0 - \$100k
	Business Value:	Technical Condition:	Comments:					
CA eTrust	Server Virus Software	Other	Mostly internal to agency	Server	2001	2005	Maturity	0 - \$100k
	Business Value:	Technical Condition:	Comments:					
Crystal Report Writer	Agency report writing software	Other	Mostly internal to agency	PC	2002	2007	Growth	0 - \$100k
	Business Value:	Technical Condition:	Comments:					
Dimensions	Agency Resident Trust Fund accounting	Accounting and budgeting	Specific sub-group of customers or clients	Server	2003	2006	Maturity	0 - \$100k
	Business Value:	Technical Condition:	Comments: Add on Module to Momentum					
Ghost	Agency PC Cloning software	Other	Mostly internal to agency	PC	2002	2006	Growth	0 - \$100k
	Business Value:	Technical Condition:	Comments:					

Application Portfolio - updated: 2008

Application	Description	Business Purpose	Customer Group	Platform	Implemented	Last Update	Life Cycle Stage	Operations Cost
GroupWise	Agency Mail System	Other	Mostly internal to agency	Server	2000	2006	Maturity	0 - \$100k
	Business Value: Technical Condition: Comments:							
LibertyNet	Document management system that is used to scan, index, and store Veterans' discharge papers	Benefits determination	Local government/Higher Ed/E-12 Ed	Server	2000	2007	Maturity	0 - \$100k
	Business Value: Technical Condition: Comments:							
Link Checker Pro	Checks links on agency web sites	Other	Mostly internal to agency	Server	2008		Maturity	0 - \$100k
	Business Value: Technical Condition: Comments:							
Momentum	Resident Medical Records file	Health care delivery	Specific sub-group of customers or clients	Server	2003	2007	Growth	0 - \$100k
	Business Value: Technical Condition: Comments: System hosted by VCPI in Milw, WI							
MS Office	Agency desktop applications	Other	Mostly internal to agency	PC	1997	2004	Growth	0 - \$100k
	Business Value: Technical Condition: Comments: Mixture of Office 2003 and Office 2007							
MS Project	Agency Project tracking software	Other	Mostly internal to agency	PC	1997	2008	Growth	0 - \$100k
	Business Value: Technical Condition: Comments:							
MS Visual Studio	Agency programming software	Other	Mostly internal to agency	PC	2005	2006	Growth	0 - \$100k
	Business Value: Technical Condition: Comments:							
MS Windows Server	Server Operating Software	Other	Mostly internal to agency	Server	2001	2001	Growth	0 - \$100k
	Business Value: Technical Condition: Comments:							
Novell Netware	Server Operating Software	Other	Mostly internal to agency	Server	1992	2005	Decline	0 - \$100k
	Business Value: Technical Condition: Comments:							

Agency IT Portfolio: Veterans Affairs Dept

Application Portfolio - updated: 2008

Application	Description	Business Purpose	Customer Group	Platform	Implemented	Last Update	Life Cycle Stage	Operations Cost
PointSec	Agency Laptop Encryption Software Low High	Other	Mostly internal to agency	Other	2008	2008	Growth	0 - \$100k
	Business Value: _____ ◆ _____	Technical Condition: _____ ◆ _____	Comments:					
Powerchute	Agency APC UPS Alert Software Low High	Other	Mostly internal to agency	Other	1992	2005	Maturity	0 - \$100k
	Business Value: _____ ◆ _____	Technical Condition: _____ ◆ _____	Comments:					
Proxy	Agency Remote PC Access software Low High	Other	Mostly internal to agency	PC	1996	2008	Growth	0 - \$100k
	Business Value: _____ ◆ _____	Technical Condition: _____ ◆ _____	Comments:					
QS/1 Pharmacy	MVH-Mpls Pharmacy Software Low High	Health care delivery	Specific sub-group of customers or clients	Server	1997	2008	Growth	0 - \$100k
	Business Value: _____ ◆ _____	Technical Condition: _____ ◆ _____	Comments:					
Quickbooks	Agency Resident billing software Low High	Accounting and budgeting	Mostly internal to agency	PC	1997	2008	Growth	0 - \$100k
	Business Value: _____ ◆ _____	Technical Condition: _____ ◆ _____	Comments:					
Recently Separated Veterans Program (R.S.V.P.)	Data entry application that prints "Welcome Home" letters to recently separated veterans Low High	Register individuals or businesses	Specific sub-group of customers or clients	Server	2002	2006	Maturity	0 - \$100k
	Business Value: _____ ◆ _____	Technical Condition: _____ ◆ _____	Comments: System could benefit from some minor modifications					
SSAP Web Site	Web database application that displays records from the Benefits Program Low High	Benefits determination	Specific sub-group of customers or clients	Server	2001	2008	Maturity	0 - \$100k
	Business Value: _____ ◆ _____	Technical Condition: _____ ◆ _____	Comments: System could benefit from some minor modifications					
Symantec Endpoint	Agency PC anti-virus software Low High	Other	Mostly internal to agency	PC	2008	2008	Growth	0 - \$100k
	Business Value: _____ ◆ _____	Technical Condition: _____ ◆ _____	Comments:					
TextTrust	Spell checker for agency web sites Low High	Other	Mostly internal to agency	Server	2008		Maturity	0 - \$100k
	Business Value: _____ ◆ _____	Technical Condition: _____ ◆ _____	Comments:					

Agency IT Portfolio: Veterans Affairs Dept

Application Portfolio - updated: 2008

Application	Description	Business Purpose	Customer Group	Platform	Implemented	Last Update	Life Cycle Stage	Operations Cost
TimeTrak	Agency Time Entry System	Payroll and Insurance	Mostly internal to agency	Server	2000	2005	Maturity	0 - \$100k
	Business Value: Low High ◆ 	Technical Condition: Poor Excellent ◆ 	Comments:					
Veritas Backup Exec	MS Windows Server Backup	Other	Mostly internal to agency	Server	2001	2005	Maturity	0 - \$100k
	Business Value: Low High ◆ 	Technical Condition: Poor Excellent ◆ 	Comments:					
Veterans Linkage Line	VoIP "hotline" communication program	Other	Specific sub-group of customers or clients	Server	2006	2006	Maturity	0 - \$100k
	Business Value: Low High ◆ 	Technical Condition: Poor Excellent ◆ 	Comments:					
Viking Pharmacy	MVH-SB & MVH-Lvrn Pharmacy Software	Health care delivery	Specific sub-group of customers or clients	Server	2005	2007	Growth	0 - \$100k
	Business Value: Low High ◆ 	Technical Condition: Poor Excellent ◆ 	Comments:					
VIMS	Agency Veteran Information Mgt System	Benefits determination	Specific sub-group of customers or clients	Server	1993	2006	Maturity	0 - \$100k
	Business Value: Low High ◆ 	Technical Condition: Poor Excellent ◆ 	Comments: To be replaced					
Virtual Veteran	Claim management system	Benefits determination	Specific sub-group of customers or clients	Server	2008		Emerging	0 - \$100k
	Business Value: Low High ◆ 	Technical Condition: Poor Excellent ◆ 	Comments: System is not et fully implemented across the agency					
WebLog Expert	Analysis of web logs	Other	Mostly internal to agency	Server	2008		Maturity	0 - \$100k
	Business Value: Low High ◆ 	Technical Condition: Poor Excellent ◆ 	Comments:					
WS-FTP Pro	Agency file transfer software	Other	Mostly internal to agenc	Mainframe	1996	2000	Growth	0 - \$100k
	Business Value: Low High ◆ 	Technical Condition: Poor Excellent ◆ 	Comments:					

Project Portfolio: - Updated : 2012

Project	Cost	Start	Finish	State	Status	Scope	Type	Primary Outcome	Primary Driver
QS1 WebConnect	\$0			Completed	Closure		Application Development	Increased Efficiency	Strategic
Minneapolis Scheduling Software	\$3,000			Completed	Closure		Application Development	Increased Efficiency	Other
Cemetery Network Connection	\$10,000			Completed	Closure		Infrastructure	Increased Efficiency	Other

This page left blank to support duplex printing

Agency IT Portfolio: Veterinary Medicine Board

IT Spend - updated: 2010

Fiscal Year	Fund	Salaries	Repairs	Prof/Tech Services	Computer & System Services	Communications	Supplies	Equipment	Operating Costs	Provided Tech Serv	For Individuals	Other	Total
2008	171			\$3,825	\$124	\$490	\$15						\$4,454
2008 Total:				\$3,825	\$124	\$490	\$15						\$4,454
2009	171			\$1,758	\$1,258	\$527	\$261	\$4,472					\$8,276
2009 Total:				\$1,758	\$1,258	\$527	\$261	\$4,472					\$8,276
2010	171				\$98	\$493	\$211						\$802
2010 Total:					\$98	\$493	\$211						\$802

Application Portfolio - updated: 2010

Application	Description	Business Purpose	Customer Group	Platform	Implemented	Last Update	Life Cycle Stage	Operations Cost
Small Board Licensing Management Database	Seven Health Licensing Boards collaborated to create a shared licensing data base.	Licenses or permits	Mostly citizens at large	PC	2001	2007	Growth	0 - \$100k
	Business Value: Low High ◆ 	Technical Condition: Poor Excellent ◆ 	Comments:					

Project Portfolio : - Update 2012

No Projects Registered

This page left blank to support duplex printing

IT Spend - updated: 2010

Fiscal Year	Fund	Salaries	Repairs	Prof/Tech Services	Computer & System Services	Communications	Supplies	Equipment	Other Operating Costs	Agency Provided Tech Serv	Spending For Individuals	Other	Total
2008	100	\$174,876	\$1,926	\$92,419	\$189,926	\$49,809	\$42,557	\$22,665		\$1,000			\$575,177
2008	200	\$68,130		\$11,243	\$1,225		\$4,752	\$19,132					\$104,482
2008	300				\$8,349								\$8,349
2008	500				\$2,864								\$2,864
2008 Total:		\$243,006	\$1,926	\$103,661	\$202,364	\$49,809	\$47,309	\$41,797		\$1,000			\$690,872
2009	030							\$5,140					\$5,140
2009	100	\$299,626	\$1,931		\$249,404	\$15,586	\$45,769	\$24,102	\$30,000				\$666,419
2009	200	\$1,529			\$23,161		\$206	\$667					\$25,563
2009	300							\$757					\$757
2009 Total:		\$301,155	\$1,931		\$272,565	\$15,586	\$45,975	\$30,667	\$30,000				\$697,879
2010	030	\$57,562											\$57,562
2010	100	\$115,721	\$126		\$30,727	\$15,898	\$5,999	\$16,165					\$184,637
2010	200	\$21,126			\$255,877	\$50		\$15,521					\$292,574
2010	300				\$23,589			\$1,409					\$24,999
2010	352	\$140,482			\$23,000			\$1,519					\$165,000
2010 Total:		\$334,891	\$126		\$333,194	\$15,948	\$5,999	\$34,614					\$724,772

Application Portfolio - updated: 2010

Application	Description	Business Purpose	Customer Group	Platform	Implemented	Last Update	Life Cycle Stage	Operations Cost
Contact Management	custom software that allows BWSR to store/update contacts for BWSR's clientele	Natural resource management	Mostly internal to agency	Server	2000	2004	Maturity	0 - \$100k
	Low High	Poor Excellent						
	Business Value: ___◆___	Technical Condition: ___◆___	Comments:					
Easement DB	custom software to store/track easement acquisition processing	Natural resource management	Mostly internal to agency	Other	1990	1999	Decline	0 - \$100k
	Low High	Poor Excellent						
	Business Value: ___◆___	Technical Condition: ___◆___	Comments: FoxPro for DOS application. VB.NET/Oracle version in last round of testing before replacing the aging FoxPro version					
eLINK	custom software to collect reporting data from BWSR grant recipients	Natural resource management	Local government/Higher Ed/E-12 Ed	Server	2003	2005	Growth	0 - \$100k
	Low High	Poor Excellent						
	Business Value: ___◆___	Technical Condition: ___◆___	Comments: all grant recipients must report dollar expenditures and accomplishments via eLINK					
Wetland Banking DB	custom software that tracks private Wetland Banking accounts credits and debits	Natural resource management	Mostly internal to agency	Server	2000	2010	Maturity	0 - \$100k
	Low High	Poor Excellent						
	Business Value: ___◆___	Technical Condition: ___◆___	Comments:					

Project Portfolio : - Updated: 2012

No Projects Registered

IT Spend - updated: 2010

Fiscal Year	Fund	Salaries	Repairs	Prof/Tech Services	Computer & System Services	Communications	Supplies	Equipment	Operating Costs	Provided Tech Serv	For Individuals	Other	Total
2008	320				\$3,145	\$8,188							\$11,334
2008 Total:					\$3,145	\$8,188							\$11,334
2009	320			\$34,990	\$37,294	\$8,427		\$819					\$81,530
2009 Total:					\$34,990	\$37,294		\$819					\$81,530
2010	320				\$8,439	\$8,921							\$17,360
2010 Total:					\$8,439	\$8,921							\$17,360

Agency IT Portfolio: Workers Comp Court/Appeals

Application Portfolio - updated: 2010

Application	Description	Business Purpose	Customer Group	Platform	Implemented	Last Update	Life Cycle Stage	Operations Cost
Case Tracking System	Database for tracking cases, mailing and service, producing routine documents, and reporting and statistics.	Appeals court admin.	Mostly internal to agency	Server	1986	2009	Growth	0 - \$100k
	Business Value: Low High ◆ 	Technical Condition: Poor Excellent ◆ 	Comments: Major upgrade and rebuild of a multi-use database used for logging and tracking cases, mailing and service of documents, and producing statistical information used for budgeting, reporting and public information.					
WCCA web page	Web page with indexed and searchable database of workers' compensation decisions and other court information.	Appeals court admin.	Public, professionals, other agencies	Server	1999		Maturity	0 - \$100k
	Business Value: Low High ◆ 	Technical Condition: Poor Excellent ◆ 	Comments:					
Workers' Compensation Decisions database	Database containing WCCA decisions from 1984 to the present.	Appeals court admin.	Specific sub-group of customers or clients	Server	1990		Maturity	0 - \$100k
	Business Value: Low High ◆ 	Technical Condition: Poor Excellent ◆ 	Comments: This database contains our entire work product (appellate decisions) since 1984. The contents are continuously updated. Software is getting dated.					
Workers' Compensation Imaging System	Application maintained by DLI and shared with OAH for imaging, storage and access to worker's compensation case files.	Worker safety and compensation	Mostly internal to agency	Other	1997	2008	Maturity	0 - \$100k
	Business Value: Low High ◆ 	Technical Condition: Poor Excellent ◆ 	Comments: Access to Imaging System data on DLI server via a Citrix connection.					
ZyIndex	Search and retrieve indexed WCCA decisions (cases).	Appeals court admin.	Mostly internal to agency	PC	1990	2009	Maturity	0 - \$100k
	Business Value: Low High ◆ 	Technical Condition: Poor Excellent ◆ 	Comments: Program enables judges and staff attorneys to search for and access cases from 1984 to present (stored in WCD database on server).					

Project Portfolio: - Updated: 2012

No Projects Registered

Agency IT Portfolio: Zoological Board

IT Spend - updated: 2010

Fiscal Year	Fund	Salaries	Repairs	Prof/Tech Services	Computer & System Services	Communications	Supplies	Equipment	Other Operating Costs	Agency Provided Tech Serv	Spending For Individuals	Other	Total
2008	100	\$148,779											\$148,779
2008	200	\$92,385	\$84	\$2,600	\$35,112	\$27,771	\$22,382		\$40,114				\$220,448
2008	500				\$3,205								\$3,205
2008	690						\$1,491						\$1,491
2008 Total:		\$241,165	\$84	\$2,600	\$38,317	\$27,771	\$23,873		\$40,114				\$373,923
2009	100	\$144,762											\$144,762
2009	200	\$132,791	\$548	\$16,000	\$68,859	\$72,133	\$42,656	\$12,857	\$3,047				\$348,890
2009	690					\$198			\$1,650				\$1,848
2009 Total:		\$277,553	\$548	\$16,000	\$68,859	\$72,331	\$42,656	\$12,857	\$4,697				\$495,500
2010	100	\$38,988											\$38,988
2010	200	\$267,416	\$103,884	\$2,453	\$99,373	\$57,482	\$14,571	\$43,763	\$1,543				\$590,486
2010	690			\$7,000		\$49	\$64	\$1,993					\$9,106
2010 Total:		\$306,405	\$103,884	\$9,453	\$99,373	\$57,531	\$14,635	\$45,756	\$1,543				\$638,580

Application Portfolio - updated: 2006

Application	Description	Business Purpose	Customer Group	Platform	Implemented	Last Update	Life Cycle Stage	Operations Cost
Gecko Track	Online education registration database	Education - E-12	Constituent groups	Server	2002	2006	Growth	0 - \$100k
	Business Value: <small>Low</small> <small>High</small>	Technical Condition: <small>Poor</small> <small>Excellent</small>	Comments:					
Medarks / Arks	Animal behavior and medical records	Animal records management	Mostly internal to agency	PC	1999	1999	Maturity	0 - \$100k
	Business Value: <small>Low</small> <small>High</small>	Technical Condition: <small>Poor</small> <small>Excellent</small>	Comments:					
Novell GroupWise 5.5	Email, calendaring	Email	Mostly internal to agency	Server	1999	2005	Maturity	0 - \$100k
	Business Value: <small>Low</small> <small>High</small>	Technical Condition: <small>Poor</small> <small>Excellent</small>	Comments:					
OVW	Ticketing Application	Collect admission fees	Constituent groups	Server	1999	2006	Maturity	0 - \$100k
	Business Value: <small>Low</small> <small>High</small>	Technical Condition: <small>Poor</small> <small>Excellent</small>	Comments:					
Raiser's Edge	Membership tracking, doner	Grants management	Mostly internal to agency	Server	1999	2006	Growth	0 - \$100k
	Business Value: <small>Low</small> <small>High</small>	Technical Condition: <small>Poor</small> <small>Excellent</small>	Comments:					

Project Portfolio : - Updated: 2012

No Projects Registered