



2012 Transit Report

A Guide to
Minnesota's
Public Transit
Systems



[www.mndot.gov/
transit/reports/
transitreports/12](http://www.mndot.gov/transit/reports/transitreports/12)

Your Destination... Our Priority



This document is made available electronically by the Minnesota Legislative Reference Library as part of an ongoing digital archiving project. <http://www.leg.state.mn.us/lrl/lrl.asp>



Minnesota Department of Transportation

395 John Ireland Boulevard

Saint Paul, MN 55155

February 21, 2013

Dear Legislators and Citizens of Minnesota,

I am pleased to share with you the 2012 Transit Report for the state of Minnesota.

The report highlights transit accomplishments from the last year; lists ridership, financial and performance information; and provides a snapshot of every public transit organization in the state. Minn. Stat. 174.247 defines the required content of this report.

Minnesota transit systems had several notable accomplishments since the last report:

- Public transit ridership in Minnesota exceeded 105 million trips in 2011, with more than 11 million in Greater Minnesota and nearly 94 million in the Twin Cities Metro area.
- Minnesota was awarded two Veterans Transportation and Community Living Initiative grants to improve transit user information in Greater Minnesota.
- Mankato is now a metropolitan planning organization area.
- Metro Transit conducted a study on the use of arterial bus rapid transit to improve travel speed, increase reliability, enhance ride quality and create faster connections on major arterial roadways in the Twin Cities Metro area.
- Construction continued on the Central Corridor Light Rail Transit project as it progresses toward its 2014 opening and preliminary engineering began on the Southwest Corridor LRT project.

Please review this report to learn more about Minnesota's public transit programs. This 2012 Transit Report and additional information are available at www.mndot.gov/transit.

Sincerely,

Charles A. Zelle
Commissioner

An Equal Opportunity Employer



2012 Transit Report: A Guide to Minnesota's Public Transit Systems

February 2013

Prepared by the Minnesota Department of Transportation with
assistance from the Metropolitan Council in compliance with
Minnesota Statute § 174.247

Published by the Minnesota Department of Transportation, Office of Business
and Support Services, Reprographic Services Unit, St. Paul, Minnesota

Minnesota Department of Transportation

Office of Transit
395 John Ireland Blvd., MS 430
St. Paul, MN 55155
651-366-4191 (Telephone)
651-366-4192 (Fax)

This report is available online at: www.dot.state.mn.us/transit/reports/transitreports/12/.

To request this document in an alternative format, please contact the Affirmative Action Office at 651-366-4718 or 1-800-657-3774 (Greater Minnesota); 711 or 1-800-627-3529 (Minnesota Relay). You may also send an e-mail to ADArequest.dot@state.mn.us. Please allow one week for response.

The Transit Report has been published annually since 1983. Information is compiled by existing staff and the document is printed in-house and posted on the web.

Per Minn. Stat. 3.197, the total cost for preparing the 2012 Transit Report, including MnDOT staff time and reproduction expenses, was \$13,000.

Table of Contents

Annual Transit Report Legislation..... i

State of the Industry

Introduction	1
Purpose of the Annual Report	2
Federal and State Funding for Transit	2
2011 Major Accomplishments	7
Planning for the Future	12
Conclusion	17

Transit System Fact Sheets

Greater Minnesota Transit System Fact Sheets

Albert Lea Transit.....	19
Arrowhead Transit.....	20
Austin-Mower County Area Transit	21
Becker County Transit	22
Benson Heartland Express	23
Brainerd & Crow Wing Public Transit	24
Brown County Heartland Express	25
Chisago-Isanti County Heartland Express.....	26
Cottonwood County Transit.....	27
Dawson Heartland Express.....	28
Duluth Transit Authority-Regular Route.....	29
Duluth Transit Authority-STRIDE	30
East Grand Forks Transit-Regular Route	31
East Grand Forks Transit-Dial-A-Ride	32
FAR North Public Transit	33
Faribault County Prairie Express.....	34
Faribault Flyer	35
Fosston Transit	36
Granite Falls Heartland Express	37
Hibbing Area Transit	38
Hubbard County Heartland Express.....	39
Kandiyohi Area Transit.....	40
La Crescent Apple Express.....	41
Le Sueur Heartland Express	42
Lincoln County Heartland Express	43
Mahnomen County Heartland Express.....	44
Mankato-Greater Mankato Transit System.....	45
Martin County Transit.....	46
Meeker County Public Transit	47
Montevideo Transit	48
Moorhead Metropolitan Area Transit	49
Moorhead Metropolitan Area Transit Paratransit	50
Morris Transit.....	51
Murray County Heartland Express	52
Northfield Transit.....	53
Paul Bunyan Transit.....	54

Pine River Ride With Us Bus.....	55
Pipestone County Transit	56
Prairie Five Rides.....	57
Prairieland Transit	58
Rainbow Rider Transit.....	59
Red Lake Transit.....	60
Renville County Heartland Express	61
RiverRider Public Transit.....	62
Rochester Public Transit-Regular Route	63
Rochester Dial-A-Ride.....	64
Rock County Heartland Express.....	65
St. Cloud Metro Bus-Fixed Route	66
St. Cloud Metro Bus-Dial-A-Ride	67
St. Peter Transit	68
SEMCAC Transportation	69
Steele County Area Transit	70
Stewartville Heartland Express.....	71
Three Rivers Hiawathaland Transit	72
Timber Trails Public Transit.....	73
Trailblazer Transit	74
Transit Alternatives	75
Tri-CAP Transit Connection.....	76
Tri-Valley Heartland Express.....	77
Wadena County Friendly Rider Transit.....	78
Watonwan Take Me There	79
Western Community Action-Community Transit.....	80
Winona Transit Service	81

Metropolitan Area Fact Sheets

Laker Lines	82
Maple Grove Transit.....	83
Metro Mobility.....	84
Metro Transit-Commuter Rail	85
Metro Transit-Light Rail	86
Metro Transit-Regular Route Bus.....	87
Metropolitan Council Contracted Services- Regular Route Bus.....	88
Metropolitan Council Contracted Services- Transit Link	89
Metropolitan Council Contracted Services- Metro Vanpool.....	90
Minnesota Valley Transit Authority	91
Plymouth Metrolink.....	92
Ramsey Star Express.....	93
Rush Line.....	94
Shakopee Transit.....	95
SouthWest Transit.....	96
University of Minnesota Transit	97

Other Transit Fact Sheets

Jefferson Lines.....	98
Land to Air Express.....	99

<i>Elderly and Persons with Disabilities Capital Program</i>	
Section 5310 Organizations	100-106

Financial Statistics

2011 Operating Expenditures Summary	108
<i>Greater Minnesota Transit Systems</i>	
2011 Operating Expenditures.....	109
2011 Capital Expenditures	112
2012 Operating Budget	115
<i>Metropolitan Area Transit Systems</i>	
2011 Operating Expenditures.....	118
2011 Capital Expenditures	119
2012 Operating Budget	121
Intercity Bus	122
JARC/New Freedom Programs.....	123

Operating Statistics

2011 Ridership and Revenue Hours	
Summary	126
Greater Minnesota Transit Ridership.....	127
Greater Minnesota Transit Revenue Hours	129
Greater Minnesota Transit Indicators	131
Twin Cities Metro Area Transit Ridership	133
Twin Cities Metro Area Transit Revenue Hours	134
Twin Cities Metro Area Transit Indicators.....	135

Glossary	137
-----------------------	------------

Tables

Table I	2012 Federal Funding for MN Transit.....	4
Table II	Transit Funding for 2012-13 Biennium.....	6
Table IIIa	2011 Greater Minnesota Public Volunteer Driver Program Statistics	9
Table IIIb	2011 Greater Minnesota JARC and NF Volunteer Driver Program Statistics	9
Table IV	Cost to Meet 100% of Projected Transit Needs 2012-17	14
Table V	Cost to Meet 100% of Projected Transit Needs 2012-30	14
Table VI	Cost to Meet Legislative Targets: 2015 and 2025.....	15

Annual Transit Report Legislation – Minn. Stat. § 174.247

From the Legislation	Location in 2012 Transit Report	Page
(a) By February 15 annually, the commissioner shall submit a report to the legislature on transit services outside the metropolitan area. The Metropolitan Council and any public transit system receiving assistance under section 174.24 shall provide assistance in creating the report, as requested by the commissioner.		
(b) The report must include, at a minimum, the following:		
(1) a descriptive overview of public transit in Minnesota;	State of the Industry – · <i>Introduction</i>	1
(2) a descriptive summary of funding sources and assistance programs;	State of the Industry – · <i>Federal and State Funding for Transit</i> · <i>Major Accomplishments</i>	2 7
(3) a summary of each public transit system receiving assistance under section 174.24;	Transit Fact Sheets	19-99
(4) data that identifies use of volunteers in providing transit service;	State of the Industry – · <i>Volunteer Driver Programs in Rural Minnesota</i>	9
(5) financial data that identifies for each public transit system and for each transit system classification under section 174.24, subdivision 3b:		
(i) the operating and capital costs;	Financial Statistics	109-123
(ii) each of the funding sources used to provide financial assistance; and	Financial Statistics	109-123
(iii) for federal funds, the amount from each specific federal program under which funding is provided;	State of the Industry – · <i>Federal and State Funding for Transit</i> Financial Statistics	3 109-123
(6) a summary of the differences in program implementation requirements and aid recipient eligibility between federal aid and state sources of funds;	State of the Industry – · <i>Federal and State Funding for Transit</i>	3
(7) in each odd-numbered year, an analysis of public transit system needs and operating expenditures on an annual basis, which must include a methodology for identifying monetary needs, and calculations of:		
(i) the total monetary needs for all public transit systems, for the year of the report and the ensuing five years;	State of the Industry – · <i>Federal and State Funding for Transit</i> · <i>Preparing for the Future</i>	3 13
(ii) the total expenditures from local sources for each transit system classification;	Financial Statistics	109-123
(iii) the comprehensive transit assistance percentage for each transit system classification, which equals (A) the expenditures identified under clause (7), item (ii), for a transit system classification, divided by (B) the amounts identified under subitem (A), plus the sum of state sources of funds plus federal funds provided to all transit systems in that classification; and	Financial Statistics	109-123
(iv) the amount of surplus or insufficient funds available for paying capital and operating costs to fully implement the greater Minnesota transit investment plan under section 174.24, subdivision 1a.	State of the Industry – · <i>Federal and State Funding for Transit</i> · <i>Planning for the Future</i>	3 13

State of the Industry

Introduction

Minnesota's public transit systems provide transportation alternatives to driving alone and allow all citizens to participate fully in the state's communities and economy. Minnesota has a statutory goal to provide transit services to all counties in the state to meet the needs of transit users (Minn. Stat. 174.01).

In 2011, Greater Minnesota and metro area transit systems provided more than 105.4 million rides to Minnesota passengers.

Transit services are funded through a financial partnership that includes local, state and federal participation.

In Minnesota, state and federal funding for public transit systems is administered by the Metropolitan Council and the Minnesota Department of Transportation. In the seven-county Twin Cities metropolitan area, the Transportation Division of the Metropolitan Council plans, coordinates and administers transit services to meet the needs of Twin Cities area residents. MnDOT's Office of Transit is responsible for administering financial assistance to public transit systems in Greater Minnesota, which includes all 80 counties outside the metropolitan area.

The Metropolitan Council's statutory transit goals are defined in Minn. Stat. 473.371:

- Provide, to the greatest feasible extent, a basic level of mobility for all people in the metropolitan area;
- Arrange to the greatest feasible extent for the provision of a comprehensive set of transit and paratransit services to meet the needs of all people in the metropolitan area;
- Cooperate with private and public transit providers to assure the most efficient and coordinated use of existing and planned transit resources; and
- Maintain public mobility in the event of emergencies or energy shortages.

The statutory purpose of MnDOT's Public Transit Participation Program is found in Minn. Stat. 174.21:

- Provide access to transit for persons who have no alternative mode of transit available;
- Increase the efficiency and productivity of public transit systems;
- Alleviate problems of automobile congestion and energy consumption and provide desirable land use where such activities are cost-effective;
- Maintain a state commitment to public transportation; and,
- Meet the needs of individual transit systems to the extent they are consistent with the other objectives stated above.



Minnesota Statute § 174.247

The legislation governing the Annual Transit Report can be viewed [here](#).

Purpose of the Annual Report

This report is published on an annual basis to provide citizens and elected officials an overview of public transit services available in Minnesota. This annual report includes a fact sheet on every state-supported public transit system in Minnesota and highlights the following public transportation topics:

- Major accomplishments
- Financial and operational statistics
- Trends in service levels, service costs, ridership and funding

The “State of the Industry” section narrates how federal and state funding mechanisms, local transit initiatives and MnDOT and Met Council oversight combine to produce transit outcomes in Minnesota. The following section, “Federal and State Funding for Transit,” outlines transit funding allocations for this period. “Major Accomplishments” provides a detailed look at notable transit system activities during 2011, including system redesigns, implementation of new measures to promote efficiencies and plans and studies released. “Planning for the Future” provides an outlook on factors affecting future transit provision in Minnesota, including MAP-21 legislation and projections of future transit demand and funding requirements to meet this demand.

This report also serves to comply with the terms of Minn. Stat. 174.247 requiring that MnDOT annually analyze, compile and publish financial information for state-supported transit systems. The chart on page i itemizes specific statutory guidelines for the Transit Report and indicates which sections meet the requirements of this legislation.

Federal and State Funding for Transit

This section outlines how federal and state funding mechanisms are applied toward Minnesota public transit. Minn. Stat. 174.247 (b) (6) requires that the annual transit report include, “a summary of the differences in program implementation requirements and aid recipient eligibility between federal aid and state sources of funds.” Federal and state funding levels directly impact the size of transit system budgets.

Federal funding programs for public transit

Urbanized areas, defined by the U.S. Census as places with populations greater than 50,000, are eligible to receive Federal Transit Administration Section 5307 Urbanized Area Formula program funds. Each of Minnesota’s seven eligible metropolitan areas receives these funds. The Section 5307 program allows areas with populations greater than 50,000 but less than 200,000 to spend funds on capital, planning and operations. Fargo-Moorhead, Grand Forks-East Grand Forks, La Crosse-La Crescent, Rochester, Duluth and St. Cloud receive these funds. Mankato’s population surpassed 50,000 at the 2010 Census and will begin receiving these funds in federal fiscal

year 2013. For areas with populations greater than 200,000, federal assistance is available for capital and planning funds only. The seven-county Twin Cities metropolitan area falls in this funding category.

Metropolitan areas receive all Section 5307 grant funds directly from the FTA. As direct recipients of federal funds, metropolitan areas are individually responsible to the FTA for compliance with federal laws and regulations.

Rural and small urban areas, defined by the U.S. Census as places with populations less than 50,000, are eligible for Section 5311 Rural Area Formula program funds. Eligible sub-recipients include states and registered tribes. In 2011, 52 sub-recipients received Section 5311 funds administered by MnDOT. Eligible recipients include local government authorities, non-profit organizations or operators of public transportation or intercity bus service. This program supports transit systems in both Greater Minnesota and in rural areas of the seven-county Twin Cities metropolitan area. These funds are available for transit capital and operating assistance.

As the direct federal recipient of all Section 5311 funds, MnDOT solicits applications for funding, selects recipients and enters into grant contracts with recipients. MnDOT is responsible for monitoring federal regulatory compliance by all Section 5311 recipients in Greater Minnesota and the Twin Cities metropolitan area.

Federal programs support local transit operating and capital projects

Section 5307 and 5311 programs constitute the majority of federal transit funding in Minnesota and provide operating and capital support through formula grants to large urban, small urban and rural areas. In total, 2012 federal fiscal year funding through Section 5307 and 5311 programs provided more than \$73 million to assist public transportation in Minnesota. Other federal programs focus on specialized services, such as the Section 5310 formula grants for the enhanced mobility of elderly individuals and individuals with disabilities.

Table I depicts federal transit funding that Minnesota transit systems use and the total dollars provided by each program in federal fiscal year 2012.

Minnesota Section 5307 and 5311 formula programs received more than \$73 million of federal support in 2011.

2011 Minnesota Public Transit Ridership

105.4 million
total passenger trips

93.9 million
Twin Cities metro area
passenger trips

11.5 million
Greater Minnesota
passenger trips

Table I. 2012 Federal Funding for Minnesota Transit

Program	Total Dollars	Program Description
5307	\$60,307,782	Urbanized Area Formula Program: Operating and capital assistance for public transportation in urban areas (including Duluth, East Grand Forks, La Crescent, Moorhead, Rochester, St. Cloud and metropolitan Twin Cities)
5309	\$93,144,000 \$14,832,829 \$6,578,571	New Starts: Capital funding for fixed guideway transportation investments Fixed Guideway Modernization Program: Capital projects to modernize or improve existing fixed guideway systems Discretionary Grant Programs: State of Good Repair, TIGGER, Bus Livability, Earmarks, Veterans Transportation and Community Living Initiative*
Flexible Funds - FHWA	\$ 20,644,826 \$9,411,744	Congestion Mitigation and Air Quality: Funding for transit capital projects Surface Transportation Program: Funding for transit capital projects in Minnesota
5311	\$12,767,441	Non-urbanized Area Formula Program: Capital and operating funding for small urban and rural areas; includes intercity bus transportation
5311(b)(3)	\$181,232	Rural Transit Assistance Program: Research, training and technical assistance for transit operators in non-urbanized areas
5310	\$2,000,103	Elderly Individuals and Individuals with Disabilities Capital Program: Capital assistance grants for organizations that serve elderly and/or persons with disabilities
5316	\$2,748,958	Job Access & Reverse Commute Formula Program: Funding for projects that transport low-income individuals to employment
5303/5304	\$1,314,606 \$260,577	Metropolitan Transportation Planning Program: Planning activities and technical assistance for public transit services State Transportation Planning Program: Planning activities, technical studies and cooperative research
5317	\$1,218,053	New Freedom Formula Program: Funding for transportation projects that go beyond ADA requirements for persons with disabilities
5339	\$600,000	Alternatives Analysis Program: Funding to assist in evaluating all reasonable modal and multimodal alternatives in a corridor

*Figure includes 2011 and 2012 Veterans Transportation and Community Living Initiative grant awards.

State funding programs support public transit

State funding for public transit is appropriated from the general fund and from a percentage of Motor Vehicle Sales Tax revenue. The Metropolitan Council administers a portion of these funds to provide transit service in the seven-county Twin Cities metropolitan area. MnDOT administers the remaining portion of these funds to provide public transit services outside the seven-county Twin Cities metropolitan area.

MnDOT disburses funds for Greater Minnesota transit through the Public Transit Participation Program. Greater Minnesota public transit providers apply annually for funding that may be used for operating, capital and planning activities. Eligibility is determined by Minn. Stat. 174.24, which states, “Any legislatively established public transit commission or authority, any county or statutory or home rule charter city providing financial assistance to or operating public transit, any private operator of public transit, or any combination thereof is eligible to receive financial assistance through the Public Transit Participation Program.”

State law requires local participation in funding public transit services in Greater Minnesota. A statutory fixed-share funding formula sets a local share of operating costs by system classification as follows:

Elderly and disabled	15%
Rural (population less than 2,500)	15%
Small urban (population 2,500-50,000)	20%
Urbanized (population more than 50,000)	20%

State and federal funding for public transit covers the remaining 80-85 percent of operating costs awarded through the Public Transit Participation Program.

2012-13 state public transit assistance

The level of service that Minnesota transit systems can provide is closely tied to the amount of funding provided by the state. In 2011, state funding covered approximately 51.6 percent of transit system operating costs in Minnesota. State funding for transit is determined by the Minnesota Legislature, which appropriates transit funding from the general fund on a biennial basis and sets the percentage of MVST revenue dedicated to public transit. For fiscal years 2012 and 2013, the Legislature appropriated a total of \$108,122,000 from the General Fund for public transit in both Greater Minnesota and the Twin Cities metropolitan area. In addition, an estimated \$479,821,000 in MVST revenues will be used for public transit during the biennium. Table II identifies levels of state transit funding for the 2012-13 biennium.

Number of Minnesota Public Transit Systems (2011)

58 in Greater Minnesota

14 in the Twin Cities
metropolitan area

1 Commuter Rail route
(Northstar)

1 Light Rail route
(Hiawatha Green Line)

The Minnesota Public Transit Association annually honors colleagues and public officials for delivering excellent transit service. 2012 winners were:

Distinguished Career,
Dennis Jensen,
Duluth Transit Authority

Transit Professional of the Year, **Lori Van Beek**, Moorhead Metropolitan Area Transit
Jan Homan, Metro Transit

Minnesota Bus Operator of the Year, **Cherol Dee McManus**,
Hiawathaland Transit

Transit System of the Year, **Hiawathaland Transit (Three Rivers Community Action, Inc.)**

Friends of Transit,
Senator John Pederson,
Senator Roger Reinert and
Willis Branning,
Dakota County Commissioner

Table II. Transit Funding for 2012-13 Biennium (in thousands)

	2012	2013	Total
Greater MN Transit			
Public transit assistance (general fund)	\$15,023	\$15,023	\$30,046
Greater MN transit account (MVST)*	\$22,357	\$23,549	\$45,906
Greater MN transit account (Leased MVST revenues from FY2011)*	\$9,299	\$11,465	\$20,764
<i>Greater MN total</i>	\$46,679	\$50,037	\$ 96,716
Metro Area Transit			
Public transit assistance (general fund)	\$39,038	\$39,038	\$78,076
Metro Area Transit Account (MVST)*	\$201,210	\$211,941	\$413,151
<i>Metro Area total</i>	\$240,248	\$250,979	\$491,227
Statewide Total	\$286,927	\$301,016	\$587,943
*2012 figures are actual, 2013 figures per Minnesota Management and Budget Forecast, November 2012.			

As the 2012-13 biennium progressed, there were slight improvements in funding. No emergency cuts were made to general fund appropriations for transit while MVST receipts were slightly higher than originally forecasted. Greater Minnesota transit received 4 percent of MVST revenues in FY 2012 and will continue to receive 4 percent in future years. Metro area transit received 36 percent of MVST revenues in FY 2012 and will continue receiving funds at that level.

Forecasting MVST revenues is an on-going challenge. Greater Minnesota transit receives 50 percent of leased MVST revenues beyond a certain threshold each year. That threshold was \$31.1 million in FY 2012 and moved to \$32 million in FY 2013 and beyond. As of February 2012, the forecast for leased MVST revenues for Greater Minnesota transit was \$5.775 million, but the actual total was \$9.299 million. Leased MVST revenues are forwarded to MnDOT for Greater Minnesota in the fiscal year after they are earned. The figures shown in Table II were earned in the fiscal year listed in the table, but cannot be spent until the following fiscal year.

For Greater Minnesota transit systems to maintain current service levels, funding must increase at the same rate as inflation. To provide more transit service in the future, transit needs even greater increases in funding. The Minnesota Transportation Finance Advisory Committee recommended capturing the remaining leased MVST from the state general fund (estimated at \$32 million annually) and directing it to Greater Minnesota Transit. However, absent a new or

increased funding source, MVST funding will be a determining factor in transit systems' ability to maintain or expand levels of service in the future.

2011 Major Accomplishments

Coordination planning leads to changes in funding allocation decisions

The goal of the 2011 Local Human Service Transit Coordination Plans was to identify strategies to improve coordination of transit services funded through public, non-profit and private sources. The Federal Transit Administration requires that all applications for Job Access Reverse Commute, New Freedom and Section 5310 Elderly and Disabled funding reflect strategies developed through a local human service transit coordination plan. MnDOT contracted with the state's ten Regional Development Commissions and with two MnDOT district offices to develop these plans in twelve Greater Minnesota regions. Plan goals reflect transit conditions and stakeholder priorities in each region. Three project priorities were consistently repeated in plans across the state: centralize information about transportation providers, hire mobility managers to oversee transit coordination on a regional level and increase levels of service.

In response to these plans, MnDOT initiated an internal process to ensure that goals articulated in the plans are reflected in MnDOT's applications for Job Access Reverse Commute and New Freedom funding. MnDOT now scores applications higher that propose projects to advance mobility management, centralize information or expand services. This new scoring process, implemented in 2012, has increased overall transparency in application scoring and more closely aligns funding resources with publicly expressed planning goals.

MnDOT awarded \$1.78 million to improve veterans' access to information about rides

The U.S. Department of Transportation awarded \$1.19 million to MnDOT under a Veterans Transportation and Community Living Initiative discretionary grant in late 2011. Using these funds, MnDOT, Department of Veterans Affairs, Board on Aging and Department of Human Services are partnering to enhance the existing MinnesotaHelp Network™, a virtual call center and website that facilitates inter-agency referrals using communications software. This software enables call center staff and participating agencies to easily route and transfer calls, chat, conference, send secure email, share documents, transfer files in real-time and record all calls. This project will extend the MinnesotaHelp Network™ technology to transportation providers and veterans' organizations. As a result, finding information about rides and referring customers to available resources will become easier for veterans, military families, caregivers and others seeking transportation services in Greater Minnesota.



Learn more about the Veterans Transportation and Community Living Initiative grant project, called MN Ride Link:

www.mndot.gov/transit/southwest-ride/

In 2012, MnDOT received \$586,000 in additional grant funding to implement this program throughout Greater Minnesota. In late 2012, MnDOT initiated the first phase of this project in partnership with the Minnesota River Area Agency on Aging. In this phase, the Minnesota River Area Agency on Aging will conduct public outreach and administer funds to add interested public transit providers, non-profit transit providers, inter-city bus providers, county veterans service officers and VA hospitals, clinics and homes located in southwest Minnesota to the MinnesotaHelp Network™ using grant-funded hardware and software. Following completion of this phase, MnDOT will seek to add additional providers in Greater Minnesota to the network.

Software tool facilitates transit funding allocations

MnDOT adopted a new software tool, Decision Lens, to facilitate a more standardized and transparent method for allocating state funds and federal Section 5311 funds among Greater Minnesota transit systems. MnDOT used performance and financial criteria to guide funding allocation decisions prior to 2011, but was challenged to objectively compare transit systems that serve widely disparate geographies and populations throughout the state. Decision Lens is a software and facilitation tool designed to help users look more objectively at mixed criteria; that is, systematically comparing objective data such as a transit system's cost per hour with more subjective measures such as service provision to remote areas. Decision Lens enables users to input multiple criteria and weigh them according to their relative importance. The result is a ranked list of each Greater Minnesota transit system, factoring in numerous performance criteria. This ranking assists in determining how funding for Greater Minnesota rural public transit is apportioned. The objectivity of the results makes it clear that MnDOT is conforming to predetermined, non-arbitrary standards to award funding.

In addition to assisting MnDOT's decision making, this ranking system also helps transit systems identify areas where they can improve performance. MnDOT anticipates that it will continue to use and refine the Decision Lens process in future funding allocation decisions.

Greater Minnesota systems adopt computer-aided dispatch

In 2011, six transit systems purchased computer-aided dispatch software to improve methods for route development: Arrowhead Transit, Brown County Heartland Express, Martin County Transit, Meeker County Public Transit, Pipestone County Transit and River Rider Public Transit. Adding routing software creates efficiencies in activities like billing and reporting, creating and tracking customer rides, delivering driver manifests and developing routes. Prior to adoption of dispatch technology, these functions were performed by dispatchers using pen and paper. Dispatchers compiled ride requests manually in two-week increments, and drivers manually identified

which rides were completed by handing in a manifest to be entered into a computer program.

Routing software maintains a database of riders and can create a route schedule in real time. When customers call a dispatcher, the software can offer suggestions for rider placement or it can place the customer on the schedule automatically.

The driver manifest is delivered electronically to the driver and drivers also electronically confirm rides.

Six additional systems acquired the software in 2012. As more systems add software, they will realize greater efficiencies and improved customer service through a standardized routing and dispatching process.

Volunteer driver programs help rural Minnesotans

Many Greater Minnesota transit systems supplement bus services with individual rides provided by volunteers. These rides are available to the general public.

Table III.a 2011 Greater Minnesota Public Volunteer Driver Program Statistics

Public transit systems that operate public volunteer driver programs	14
Passenger trips	55,689
Miles travelled	1,600,009

In addition, two JARC and New Freedom programs operate volunteer driver programs. These rides are available to customers who meet eligibility criteria.

Table III.b 2011 Greater Minnesota JARC and NF Volunteer Driver Program Statistics

JARC/New Freedom programs that operate volunteer driver programs	2
Passenger trips	7,177
Miles travelled	257,009

MnDOT supports transit system drug and alcohol testing

In May 2012, MnDOT hosted a one-day drug and alcohol training seminar presented by Federal Transit Administration staff. This refresher training was attended by 23 transit drug and alcohol program managers representing 19 Greater Minnesota transit agencies. At the training, attendees reviewed federal requirements for regular drug and alcohol testing of bus drivers, mechanics and other safety-critical staff.

Also in 2012, MnDOT conducted drug and alcohol record-keeping reviews of six Greater Minnesota transit agencies. Each review allowed MnDOT staff to provide one-on-one, in-depth training to transit system personnel responsible for managing FTA Compliant Drug and Alcohol Testing Programs. Reviewing systems' record-keeping procedures enabled MnDOT staff to provide answers to technical questions regarding compliance with FTA standards. These efforts help ensure that transit systems can effectively deter and detect the use of illegal drugs and alcohol abuse among safety-critical employees in their organizations.

Procurement reviews reaffirm prudent administration of federal funds

MnDOT is the prime administrator of Federal Transit Administration grant funds for Greater Minnesota. In this capacity, it participates in procurements of transit vehicles and professional services and is responsible for similar procurements by its transit subrecipients. FTA procurement requirements must be followed in either case. To ensure compliance with federal procurement requirements, FTA periodically conducts a comprehensive Procurement System Review. A PSR is a form of advanced technical assistance offered by the FTA to its grant recipients to ensure compliance with the federal laws that underlie federal procurement requirements.

In July 2011, the FTA sent a team of consultants acting as procurement specialists to examine the state procurement system and numerous individual procurements conducted by MnDOT and its subrecipients during the last two years. The results of the PSR enabled MnDOT to enhance its own procurement procedures and to provide better oversight of subrecipient procurements. The benefit of the latest PSR was to reaffirm MnDOT's commitment to prudent and sound administration of federal funds.

Central Minnesota Area Commuter Study recommends improvements to commuter services

The Central Minnesota Area Commuter Study focused on commuter needs among St. Cloud, the Twin Cities metropolitan area and twelve central Minnesota counties in MnDOT District 3. This area is served by seven public transit systems and the state's only commuter rail service. Increased population and economic growth has produced high commuter congestion on key highway corridors and spurred the need to explore additional strategies to handle transportation demand. The purpose of this commuter needs study was to determine how best to improve the area's public transit, park-and-rides and car/van pool programs. Major findings of the study were:

- Price sensitivity to gasoline will be a major factor in determining commuter choices to rideshare or use transit for intra-district commutes.



Read more about the Central Minnesota Area Commuter Study:

www.mndot.gov/d3/commuter

- Commuter options will be limited to ridesharing in most rural portions of the study area.
- Only four corridors (or segments of them) approach the projected ridership thresholds that would support regular commuter transit operations: (1) Cold Spring via St. Joseph to St. Cloud; (2) Buffalo to Minneapolis; (3) St. Michael and Albertville to Minneapolis; and (4) St. Cloud to Minneapolis. These require new funding.
- Van pools may be among the most effective solutions to reducing single occupancy vehicle commutes on most corridors.
- Existing park and ride facilities can be improved to enhance desirability to commuters.

Mankato transit study results in “green fee;” ridership up 64 percent

In fall 2012, Minnesota State University, Mankato implemented a “green transportation fee.” This fixed, per credit hour fee paid by students allows students, faculty and staff unlimited use of Mankato’s fixed route public transit. This action was the direct result of a recommendation from MnDOT’s 2011 Greater Mankato Transit Redesign Study, conducted in partnership with Minnesota State University, Mankato and the city of Mankato.

Beginning in August 2012, each student was charged 75 cents per credit hour to help cover this fee. September through November ridership increased citywide by 64 percent compared to 2011 figures during those months. The extra payments to the city have also resulted in expanded service, including additional evening routes. The intense demand has led the Student Senate and the city to work together on making minor changes to service as well. For example, bus schedules have been adjusted slightly in order to accommodate class schedules and several routes now have posted stops only in an effort to improve on-time performance while accommodating more riders.

In addition to the MSU-Mankato service, the city also revamped its fixed route service in late August. Improving service convenience was another recommendation of the Greater Mankato Transit Redesign Study. Greater Mankato Transit Superintendent Mark Anderson is hopeful that the new routes and the change for MSU-Mankato will get more people riding the bus for years to come.

Met Council produces Regional Transitway Guidelines

The Regional Transitway Guidelines provide technical guidance, based in best practices, that supports development and operation of transitways in a way that is consistent, equitable and efficient, and delivers effective, integrated and user-friendly transit throughout the



Read more about the Greater Mankato Transit Redesign Study:

www.mankato-mn.gov/Transit-Redesign-Study/Page.aspx

2012 Greater
Minnesota Public
Transit Advisory
Committee Members

**Tony Kellen, St.
Cloud Metro Bus**

**Jack Larson,
Arrowhead
Transit**

**Greg Negard,
Paul Bunyan
Transit**

**Chad Gessell,
River Rider
Transit**

**Daryn Toso,
Transit
Alternatives
Otter Express**

**Amy Repinski,
Three Rivers
Hiawathaland
Transit**

**Mark Anderson,
Greater
Mankato Transit**

**Cathleen Amick,
Western
Community
Action**

Twin Cities metropolitan. Several important developments in the metro area transit system led to the Regional Transitway Guidelines process:

- Growth in the region's transitway system
- Multiple agencies involved in transitway implementation
- Recent regional steps to implement bus rapid transit
- Better alignment of transit, land use planning and sustainable communities.

The guidelines address four transitway modes: commuter rail, light rail transit, highway bus rapid transit and arterial bus rapid transit. They are focused around specific topic areas including service operations; station spacing and siting; station and support facilities; runningway; vehicles; fare collection systems, technology and customer information; identity and branding; and project development, leadership and oversight.

Central and Southwest light rail lines move ahead

In 2011, the Federal Transit Administration executed the Full Funding Grant Agreement to pay for half the Central Corridor light rail transit project's \$957 million cost. In 2011, the project completed the first of two full years of heavy construction, including work on Fourth Street and a skyway in downtown St. Paul, three miles of University Avenue in St. Paul, the Huron bypass, Washington Avenue east of Walnut Street on the East Bank and the south deck of the Washington Avenue Bridge. The work sustained 2,324 construction jobs through November 2011. The Metropolitan Council implemented an assistance package for businesses on the alignment to disburse \$11 million, including \$6 million in forgivable loans and grants. Before the year's end, 53 forgivable loans were approved for a total loan amount of \$785,862. Also in 2011, the Federal Transit Administration granted approval to enter preliminary engineering for the Southwest LRT project.

Metro Transit's Go Greener initiative spurs cost savings and reduces emissions

Metro Transit's "Go Greener" initiative is conserving energy and operating funds as well as reducing emissions. By specifying energy-efficient materials when buying buses, operating 97 hybrid-electric buses and modifying operations to reduce idling, Metro Transit conserved an estimated 625,000 gallons of fuel in 2011, saving approximately \$2.2 million compared to 2007 operations. Metro Transit also realized \$1.9 million of savings in utility costs at its five bus garages and maintenance overhaul base facility compared to a 2008 baseline established by an energy audit with Xcel Energy. Since the audit, Metro Transit has incrementally made improvements such as automated HVAC controls, high-speed insulated garage doors and more efficient lighting. These improvements have reduced CO₂

emissions by about 6,500 tons and are projected to pay for themselves in operational savings by the end of 2012.

Preparing for the Future

Transit for Our Future promotes coordination, collaboration and consolidation among transit systems

MnDOT undertook the Transit for Our Future initiative in early 2011 to refine the agency's process for evaluating Greater Minnesota public transit funding applications. This initiative responds to priorities outlined in the Greater Minnesota Public Transit Investment Plan, completed in January 2011. The underlying goal of Transit for Our Future is to improve public transit service in Greater Minnesota by establishing consistent state funding policies that balance efficiency with service availability. In 2011, MnDOT developed a funding application process outside traditional urban and rural programs to assist transit systems in advancing these goals. Rural transit systems were encouraged to partner in applications that proposed coordination, cooperation or consolidation strategies that would result in expanded service access, more efficient management and a higher level of compliance with existing and proposed federal regulations.

To date, five systems have applied to consolidate with another transit system and four counties have proposed a joint coordination project. The following transit systems merged in 2012:

- City of Faribault into Three Rivers (Effective Jan. 1, 2012)
- City of Dawson into Prairie Five (Effective July 1, 2012)
- City of Northfield into Three Rivers (Effective July 1, 2012)
- City of Montevideo into Prairie Five (Effective Dec. 31, 2012)
- Cottonwood County into Western CAC (Effective Dec. 31, 2012)

Applications are open throughout 2013 and funding may be provided through 2014 for these projects.

MAP-21 changes transit funding formulas

On July 6, 2012, President Obama signed into law the bill titled *Moving Ahead for Progress in the 21st Century*, or MAP-21, reauthorizing surface transportation programs through federal fiscal year 2014. It became effective Oct. 1, 2012.

For transit, MAP-21 contains new programs, consolidates existing programs and changes others in order to emphasize safety, state of good repair, performance and program efficiency. As of publication of this report, the FTA has not published guidance describing how the agency will administer the new law. New programs for safety, state of good repair (which is now associated exclusively with fixed guideway systems) and asset management will require additional measurement,

For further information about MAP-21 and transit, visit:

www.fta.dot.gov/map21/

reporting and oversight efforts from transit providers and grantors. The Job Access/Reverse Commute (formerly Section 5316) program was folded into the Urban (5307) and Rural (5311) programs. The New Freedom (formerly 5317) program was folded into the Elderly and Disabled (5310) program. The Bus and Bus Facilities program (5337) is now a formula fund for capital.

MAP-21 has significant implications for transit vehicle funding in Greater Minnesota. Federal discretionary grant programs for bus and bus facilities will no longer be available. Although these have been replaced with a formula program, the formula will only deliver about \$1.9 million per year to Greater Minnesota. This problem is exacerbated by a reduction in the availability of flexible federal Surface Transportation Program funds starting around 2017. Area Transportation Partnerships often dedicated a significant portion of their STP funds toward purchase of buses for their local transit systems, but the ATPs will have much less STP funding to work with under MAP-21. Assuming the ATPs dedicate a similar percentage of their available funds to transit vehicles, MAP-21 will result in a reduction of about \$4 million per year, or 33 percent, of federal funds available for Greater Minnesota buses. If no other solutions are found, more state funding than usual will have to be dedicated toward transit capital rather than operations to respond to this gap.

Operating and capital funding requirements to meet future transit needs

MnDOT is committed to improving mobility and accessibility for Minnesota citizens by promoting mass transit. In 2010, MnDOT completed the Greater Minnesota Transit Investment Plan to project future need for transit services in Greater Minnesota and estimate the cost of providing additional services to reduce unmet needs. MnDOT updates these figures annually to reflect recent progress toward meeting needs identified in the plan and as new population projections are made available.

Table IV. Cost (in Millions) to Meet 100 percent of Projected Transit Needs 2012-17

	2012	2013	2014	2015	2016	2017
Operating cost	\$114.3	\$118.3	\$122.5	\$126.9	\$131.5	\$136.3
Capital cost - vehicle replacement	\$10.7	\$11.0	\$11.6	\$11.9	\$12.2	\$12.6
Capital cost - addt'l vehicles	\$36.4	\$0.6	\$0.6	\$0.7	\$0.8	\$0.8
Total	\$161.3	\$130.2	\$134.7	\$139.4	\$144.5	\$149.7

Capital costs are a combination of replacement costs to maintain the current fleet size and the cost of additional vehicles to fully close the gap between current levels of service and new service required to

meet 100 percent of estimated needs. Operating costs are based on the hours of service required to meet new levels of need to serve the expanding population.

Between 2012 and 2030, MnDOT projects that transit need will grow from 18.5 million to 22 million passenger trips per year. To serve these trips, Greater Minnesota transit systems would need to provide 1.8 million hours of service in 2012 and increase to 2.1 million hours of service in 2030. Table V illustrates these figures and the total funds required to provide this additional transit service.

Table V. Cost to Meet 100 percent of Projected Transit Needs 2012-2030 (in Millions)

	2012	2015	2020	2025	2030
Total passenger demand	18.5	19.1	20.2	21.1	22.0
Service hours to meet demand	1.82	1.86	1.93	1.99	2.06
Annual operating cost	\$114.3	\$126.9	\$151.1	\$180.2	\$214.2
Average annual capital cost*	\$47.1	\$12.2	\$14.8	\$20.4	\$26.0
Total costs	\$161.3	\$139.1	\$165.9	\$200.6	\$240.2

*Includes replacement vehicles and additional vehicles. Numbers show five-year totals, except 2012. 2015 represents 2013-15.

Without increases to future funding, Greater Minnesota transit systems will not be able to sustain or expand the number of service hours currently provided. The Minnesota Legislature asked MnDOT to identify the cost of meeting 80 percent of transit need by 2015 and 90 percent of transit need by 2025. Table VI depicts the gap between projected revenues for transit and funds needed to meet this goal. This table does not account for inflation, which will further reduce systems' ability to provide current levels of service for the dollar amounts listed.

Table VI. Cost to Meet Legislative Targets: 2015 and 2025

	2012-15 Costs and Revenues Required to Meet 80% of Total Need in 2015		2016-25 Costs and Revenues Required to Meet 90% of Total Need in 2025	
	Capital	Operating	Capital	Operating
Period costs to meet legislative targets	\$66.9	\$385.6	\$158.6	\$1,394.3
Period projected revenues*				
Federal STP		\$31.6		\$48.2
Federal 5307 urban		\$29.9		\$79.3
Federal 5311 rural		\$41.9		\$109.8
Federal 5339 bus and bus facilities		\$5.6		\$18.5
State general fund		\$62.0		\$161.8
State MVST		\$95.2		\$320.8
State leased MVST		\$48.5		\$192.8
Period gap between costs and projected revenues		\$138.1		\$621.6
Period gap paid by local share**		\$27.6		\$124.3
Period federal and state funding gap		\$110.5		\$497.3
Average annual federal and state funding gap		\$27.62		\$49.73
<p>*Federal Surface Transportation Program and Section 5339 Bus and Bus Facilities Funds can only be used for capital. Federal Section 5307 Urban formula funds are split equally between capital and operations. Federal Section 5311 Rural formula funds and all State funding sources can be used on capital or operations.</p> <p>**Local share for capital expenditures is 20 percent. Local share for operating expenditures is statutorily set at a minimum of 15 percent for rural and paratransit service and 20 percent for urban service. In 2011, local share averaged 29 percent. For estimating purposes here, it is assumed at 20 percent for operating.</p>				

If future funding increases, MnDOT's highest priority for Greater Minnesota service expansion is to establish service in locations without any existing public transit. Assuming all eligible locations are served by public transit, MnDOT's top priorities for service expansion include:

- Expand service hours in the morning and night to serve more trips
- Expand multi-county services to link more communities
- Provide service on more days of the week
- Expand service frequencies and coverage
- Expand service to provide consistent levels of service statewide

Conclusion

As we look to the future, public transportation will be increasingly important in helping citizens access economic and social opportunity in their communities. As population growth and environmental considerations create even greater demands on public transit, MnDOT strives to make access to quality public transit systems available to citizens statewide. To assure that Minnesota is at the forefront of future transit strategies and financing, MnDOT will work proactively toward its mission to provide the highest quality, dependable multimodal transportation system.

Transit System Fact Sheets

ALBERT LEA TRANSIT (ALT)



Contact: Joanne Brackey
Title: Transit coordinator
Address: 2205 Myers Rd.
City State Zip: Albert Lea, MN 56007-3392
Telephone: 507-379-1111
Fax: 507-379-9860
Email: jbrackey@cedarvalleyservices.org
Website: www.albertleatransit.org



2011 Highlights

- Secured funding for a bus garage to be built in 2012.
- Received a replacement bus.
- Provided training opportunities for neighboring systems on Routematch scheduling and dispatching software.

System Snapshot

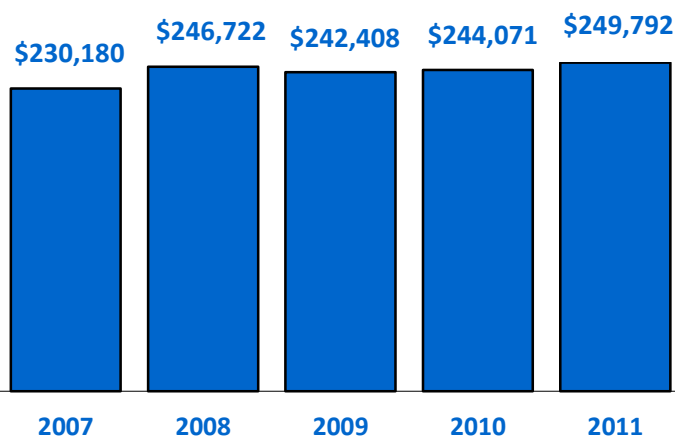
Legal Name: Cedar Valley Services Inc.
Type of Government: Non-profit
Area Served: Albert Lea
Legislative District: 27A
Congressional District: 1

System Characteristics

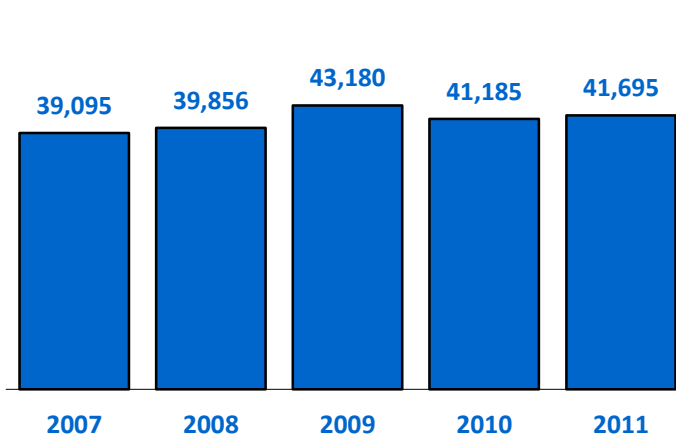
Vehicles:	Three Class 300	Service Hours:	
Service Type:	Route deviation, dial-a-ride and subscription	Monday - Friday	7 a.m. - 4:30 p.m.
		Saturday - Sunday	No service
Funding Class:	Small urban	Base Fare:	\$1.50

System Data

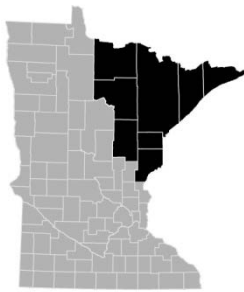
Operating Expenditures



Ridership



ARROWHEAD TRANSIT



Contact: Jack Larson
Title: Transit director
Address: 702 Third Ave. S.
City State Zip: Virginia, MN 55792-2776
Telephone: 218-741-0724 Ext. 107
Fax: 218-741-5715
Email: jack.larson@aeoa.org
Website: <http://www.arrowheadtransit.com>



2011 Highlights

- Added Pine County to our system.
- Participated in welcoming events at three local colleges and was a vendor at the Minnesota Assistance Council for Veterans.
- Rural Rides (JARC) presented at a workshop titled "Challenging Commutes Meet Innovative Solutions" at the 2011 annual conference in Indianapolis, Ind.

System Snapshot

Legal Name: Arrowhead Economic Opportunity Agency
Type of Government: Community Action Program (CAP)
Area Served: Aitkin, Carlton, Cook, Itasca, Koochiching, Lake, Pine and St. Louis counties
Legislative Senate District: 03, 04, 05, 06, 07 and 08
Legislative House District: 03A, 03B, 04A, 05A, 05B, 06A, 06B, 07A, 07B, 08A and 08B
Congressional District: 8

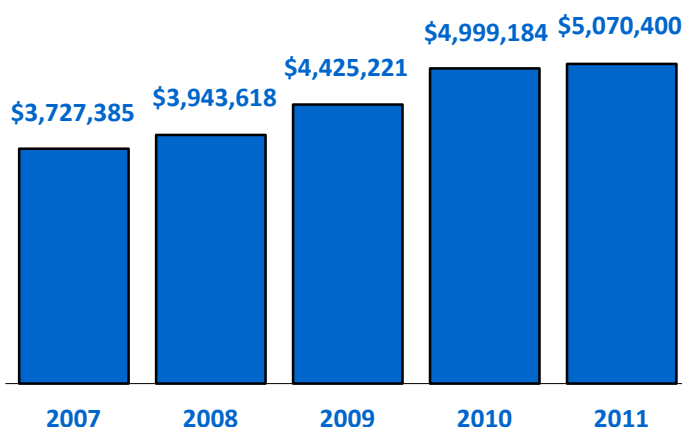
System Characteristics

Vehicles: 11 Class 400 and 70 Class 500
Service Type: Route deviation, dial-a-ride and route guarantee
Funding Class: Rural

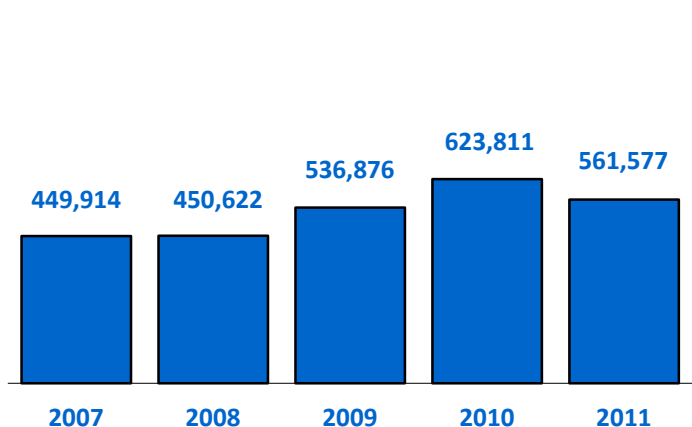
Service Hours:
Monday - Friday 6 a.m. - 6 p.m.
Saturday 9 a.m. - 6 p.m.
Sunday 8 a.m. - 4 p.m.
Base Fare: \$1.50

System Data

Operating Expenditures



Ridership



AUSTIN-MOWER COUNTY AREA TRANSIT (AMCAT)



Contact: Craig Oscarson
Title: County coordinator
Address: 201 First St. NE
City State Zip: Austin, MN 55912-3405
Telephone: 507-437-9459
Fax: 507-437-9458
Email: coscarson@co.mower.mn.us
Website: www.amcattransit.org



2011 Highlights

- Surpassed 80,000 rides for the first time ever.
- Continued a trend of increased ridership with more than 4 percent increase in 2011.
- Reduced the cost per ride by 5.5 percent from 2010 to 2011.

System Snapshot

Legal Name: AMCAT Joint Powers Board
Type of Government: County
Area Served: Austin and Mower County
Legislative Senate District: 27
Legislative House District: 27A and 27B
Congressional District: 1

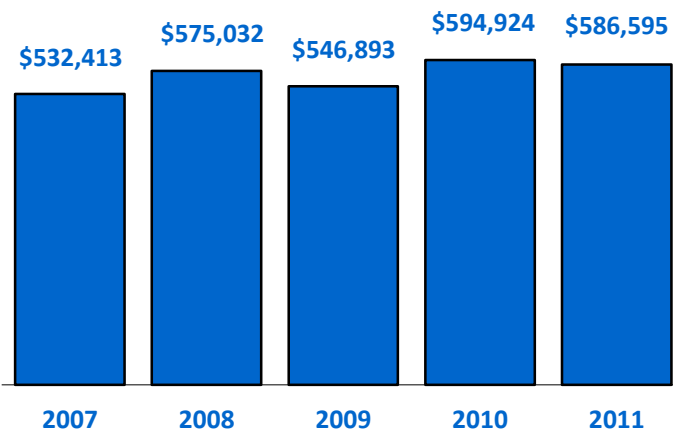
System Characteristics

Vehicles: 10 Class 400
Service Type: Route deviation, dial-a-ride, route guarantee and subscription
Funding Class: Rural

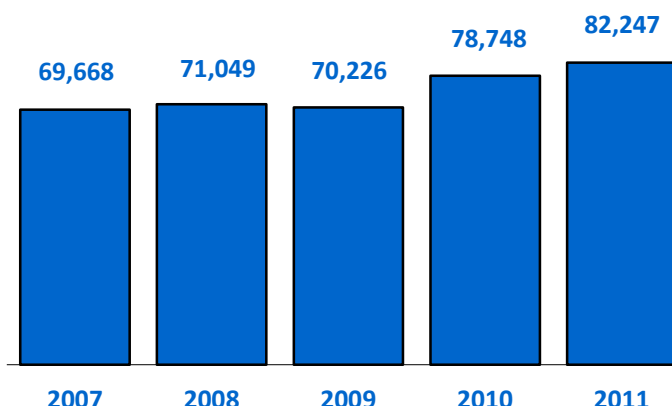
Service Hours:
Monday - Friday 6 a.m. - 6 p.m.
Saturday 9 a.m. - 5 p.m.
Sunday No service
Base Fare: \$1.50; \$2.50 dial-a-ride

System Data

Operating Expenditures



Ridership



BECKER COUNTY



Contact: Rusty Haskins
Title: Supervisor
Address: 712 Minnesota Ave.
City State Zip: Detroit Lakes, MN 56501-3035
Telephone: 218-847-1674
Fax: 218-847-6738
Email: rdhaski@co.becker.mn.us
Website: www.co.becker.mn.us



2011 Highlights

- Raised awareness of public transportation at several local events.
- Increased coordination efforts with surrounding systems to improve access and reduce ride denials.
- Increased volunteer driver and bus ridership 10 percent.

System Snapshot

Legal Name: Becker County Transit
Type of Government: County
Area Served: Detroit Lakes and Becker County
Legislative Senate District: 02, 09 and 10
Legislative House District: 02A, 09B and 10B
Congressional District: 7

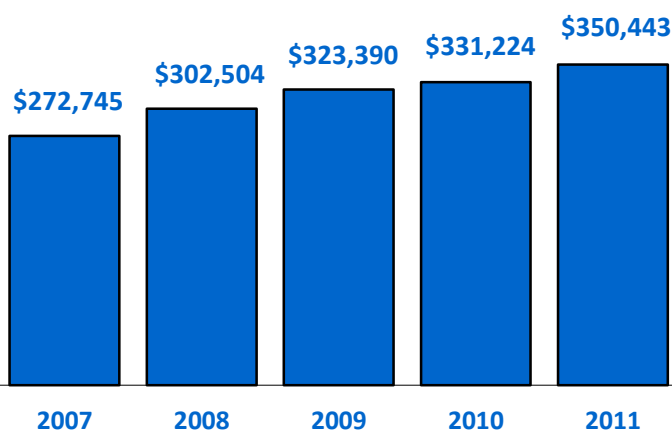
System Characteristics

Vehicles: Five Class 400
Service Type: Route deviation and dial-a-ride
Funding Class: Rural

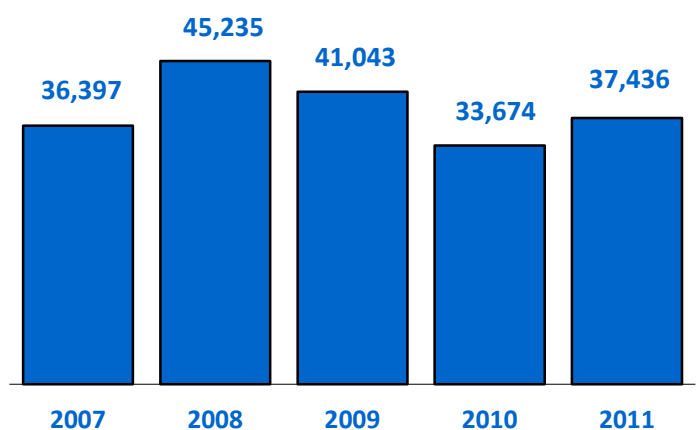
Service Hours:
Monday - Friday 8 a.m. - 6 p.m.
Saturday - Sunday No service
Base Fare: \$1.50 per five-mile increments

System Data

Operating Expenditures



Ridership



BENSON HEARTLAND EXPRESS



Contact: Rob Wolfington
Title: City manager
Address: 1410 Kansas Ave.
City State Zip: Benson, MN 56215-1718
Telephone: 320-843-4775
Fax: 320-842-7151
Email: rob.wolfington@co.swift.mn.us
Website: www.bensonmn.org



2011 Highlights

- Replaced two buses in the fleet.
- Coordinated future dispatch operations with Prairie Five Rides.

System Snapshot

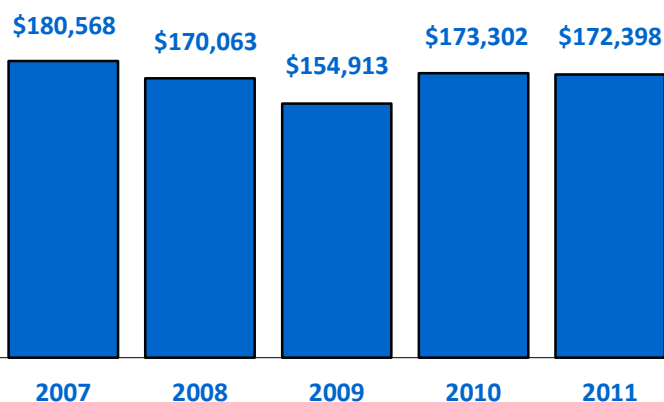
Legal Name: City of Benson
Type of Government: City
Area Served: Benson
Legislative District: 20A
Congressional District: 7

System Characteristics

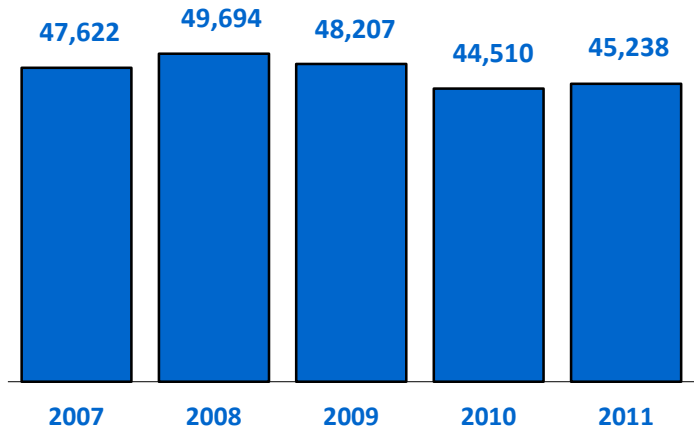
Vehicles:	Three Class 400	Service Hours:	
Service Type:	Dial-a-ride	Monday - Friday	7 a.m. - 5 p.m.
Funding Class:	Small urban	Saturday	8 a.m. - 12:30 p.m.
		Sunday	7:30 a.m. - 12:30 p.m.
		Base Fare:	\$1

System Data

Operating Expenditures



Ridership



BRAINERD & CROW WING PUBLIC TRANSIT



Contact: Tom Jay
Title: Transit coordinator
Address: 501 Laurel St.
City State Zip: Brainerd, MN 56401-3595
Telephone: 218-828-6172
Fax: 218-828-6172
Email: tjay@ci.brainerd.mn.us
Website: www.brainerdcitybus.com



2011 Highlights

- Established year round route deviation service for Brainerd and Baxter residents.
- Added additional wheelchair securement and seizure recognition trainings to driver curriculum.
- Conducted one-to-one coordination meetings with area providers to identify duplication and shortfalls.

System Snapshot

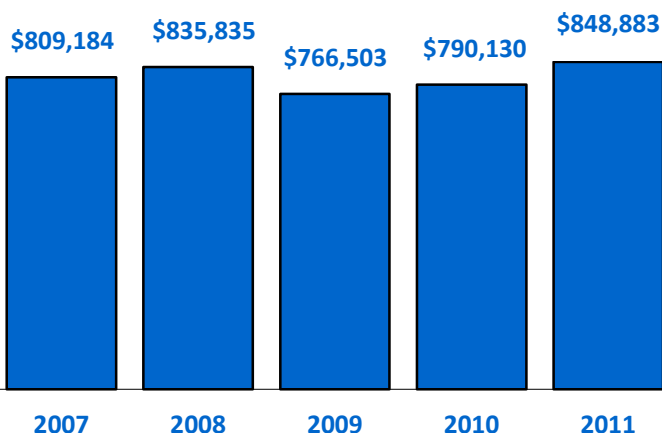
Legal Name: City of Brainerd
Type of Government: City
Area Served: Brainerd and Baxter; and Crow Wing County
Legislative District: 12A
Congressional District: 8

System Characteristics

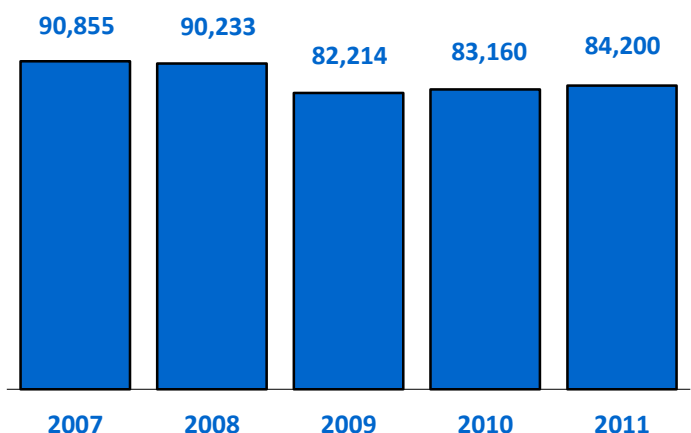
Vehicles: Eight Class 400
Service Type: Route deviation and dial-a-ride
Funding Class: Rural
Service Hours:
Monday - Friday 7:15 a.m. - 4:30 p.m.
Saturday - Sunday No service
Base Fare: \$2

System Data

Operating Expenditures



Ridership



BROWN COUNTY HEARTLAND EXPRESS



Contact: Bob Apitz
Title: Transit coordinator
Address: 1117 Center St., P.O. Box 788
City State Zip: New Ulm, MN 56073-3255
Telephone: 507-354-8246
Fax: 507-359-6542
Email: bob.apitz@co.brown.mn.us
Website: www.co.brown.mn.us



2011 Highlights

- Implemented RouteMatch scheduling and dispatching software.
- Updated vehicle maintenance policies and procedures as well as adopted a new facility maintenance plan.
- Recognized a retiring bus driver following nearly 17 years of dedicated service.

System Snapshot

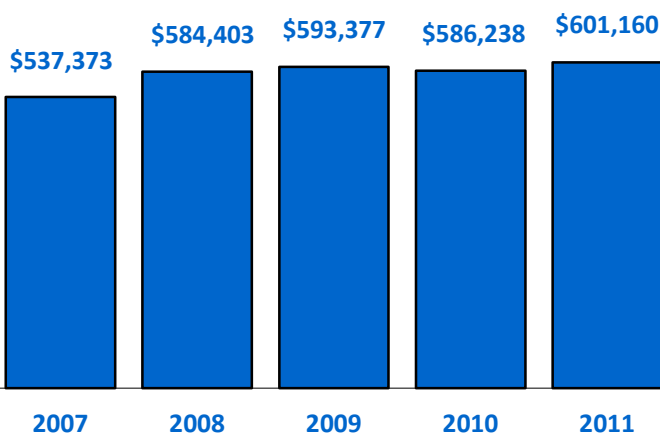
Legal Name: Brown County Family Services
Type of Government: County
Area Served: New Ulm and Brown County
Legislative Senate District: 21
Legislative House District: 21B
Congressional District: 1

System Characteristics

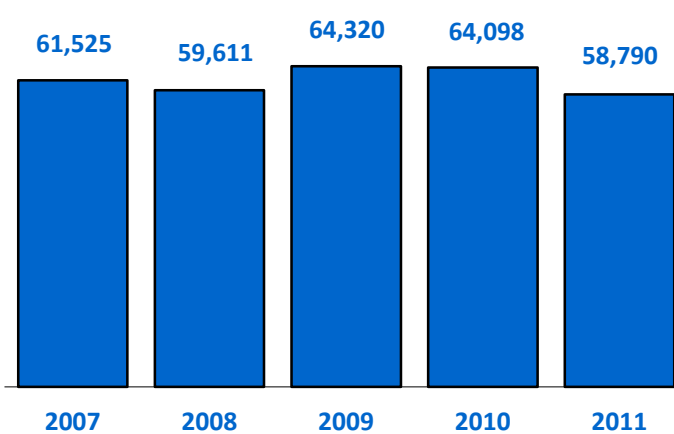
Vehicles:	Five Class 400	Service Hours:	
Service Type:	Route deviation and dial-a-ride	Monday - Friday	7:15 a.m. - 5 p.m.
Funding Class:	Rural	Saturday	No service
		Sunday	8 a.m. - noon
		Base Fare:	\$1.25

System Data

Operating Expenditures



Ridership



CHISAGO-ISANTI COUNTY HEARTLAND EXPRESS



Contact: Craig Rempp
Title: Transit director
Address: 245 Second Ave. SE
City State Zip: Cambridge, MN 55008-1653
Telephone: 763-689-8130
Fax: 763-689-8134
Email: craig.rempp@co.isanti.mn.us
Website: www.co.chisago.mn.us



2011 Highlights

- Started extension service from North Branch area to Forest Lake and Lindstrom to Forest Lake twice in the morning and twice in the afternoon to connect with the Rush Line 285 Commuter Route into downtown St. Paul.
- Worked with Anoka County to provide extension service from Cambridge to East Bethel.

System Snapshot

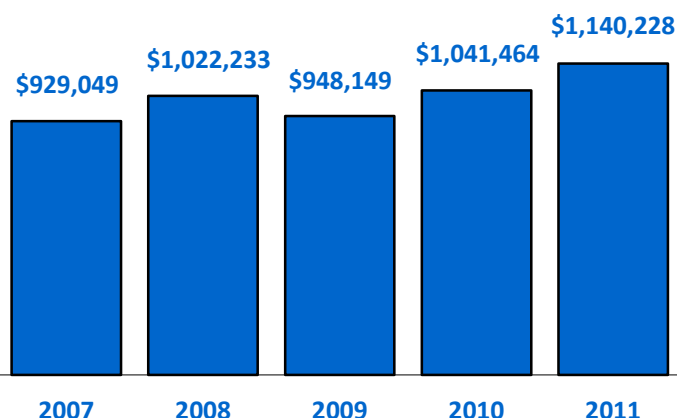
Legal Name: Isanti County
Type of Government: County
Area Served: Chisago and Isanti counties
Legislative Senate District: 08 and 17
Legislative House District: 08B, 17A and 17B
Congressional District: 8

System Characteristics

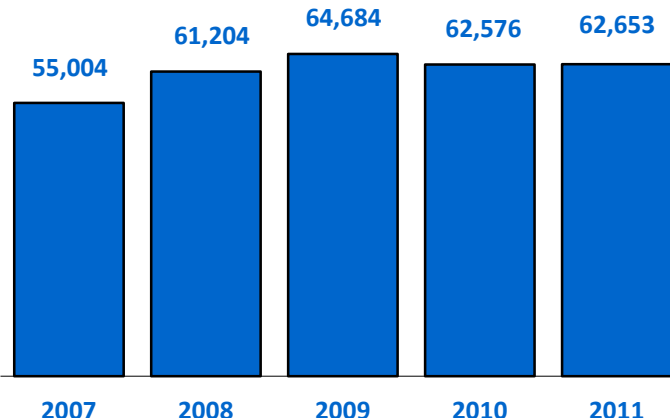
Vehicles:	12 Class 400	Service Hours:	
Service Type:	Route deviation and dial-a-ride	Monday - Friday	6 a.m. - 6 p.m.
Funding Class:	Rural	Saturday - Sunday	No service
		Base Fare:	\$1.50-\$3.50

System Data

Operating Expenditures



Ridership



COTTONWOOD COUNTY TRANSIT



Contact: Kelly Thongvivong
Title: Transit director
Address: 900 Third Ave.
City State Zip: Windom, MN 56101-1627
Telephone: 507-831-5669
Fax: 507-831-3675
Email: kelly.thongvivong@co.cottonwood.mn.us
Website: www.co.cottonwood.mn.us/transit.html



2011 Highlights

- Maintained ridership levels.
- Recorded an accident-free year.
- Increased passenger rates on Sept. 1, 2011, after several years at same rate.

System Snapshot

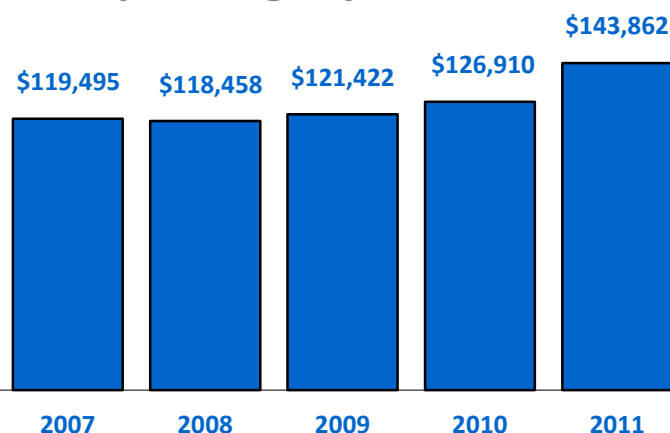
Legal Name: Cottonwood County
Type of Government: County
Area Served: Cottonwood County
Legislative Senate District: 22
Legislative House District: 22B
Congressional District: 1

System Characteristics

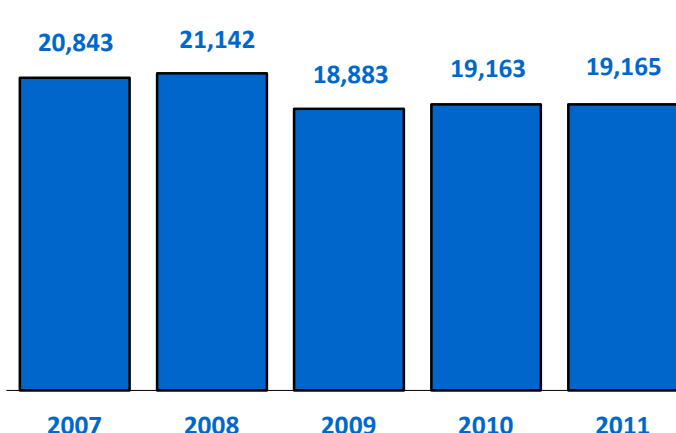
Vehicles: Two Class 400
Service Type: Demand response (dial-a-ride)
Funding Class: Rural
Service Hours:
Monday - Friday 8 a.m. - 4 p.m.
Saturday - Sunday No service
Base Fare: \$1.50 children/students; \$2 adults

System Data

Operating Expenditures



Ridership



DAWSON HEARTLAND EXPRESS



Contact: Melva Larson
Title: Clerk treasurer
Address: 675 Chestnut St., P.O. Box 552
City State Zip: Dawson, MN 56232-0552
Telephone: 320-769-2154
Fax: 320-769-2858
Email: melva@dawsonmn.com
Website: www.dawsonmn.com



2011 Highlights

- Prepared for incorporating Dawson Heartland Express into Prairie Five Rides on July 1, 2012.

System Snapshot

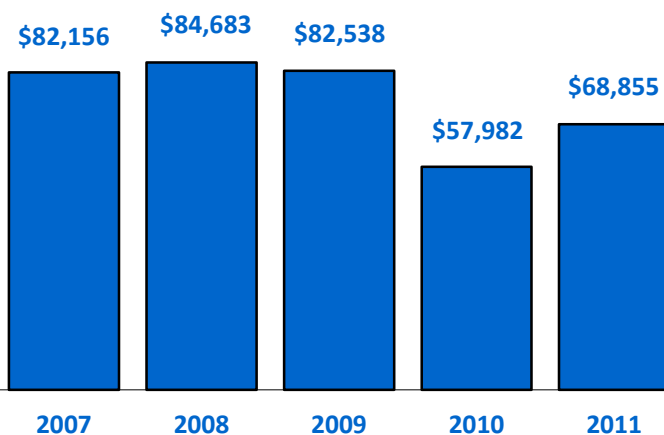
Legal Name: City of Dawson
Type of Government: City
Area Served: Dawson
Legislative District: 20A
Congressional District: 7

System Characteristics

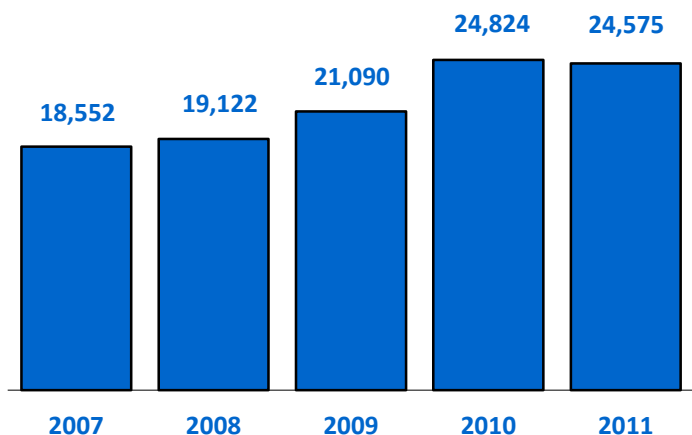
Vehicles: One Class 400
Service Type: Dial-a-ride
Funding Class: Rural
Service Hours:
Monday - Friday 7:30 a.m. - 4:30 p.m.
Saturday - Sunday No service
Base Fare: \$2

System Data

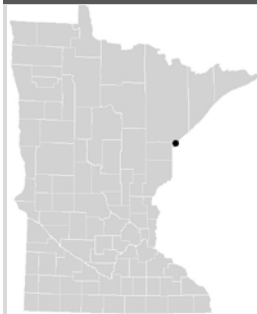
Operating Expenditures



Ridership



DULUTH TRANSIT AUTHORITY – REGULAR ROUTE



Contact: Dennis E. Jensen
Title: General manager
Address: 2402 W. Michigan St.
City State Zip: Duluth, MN 55806-1928
Telephone: 218-623-4306
Fax: 218-722-4428
Email: djensen@duluthtransit.com
Website: www.duluthtransit.com



2011 Highlights

- Increased service with new late night and holiday services.
- Operated more than 20,000 additional miles of service, yet consumed 1,500 fewer gallons of fuel due to efficiency of newer buses in fleet.
- Produced a record ridership of 567,354 on the successful U-Pass Program in 2011.

System Snapshot

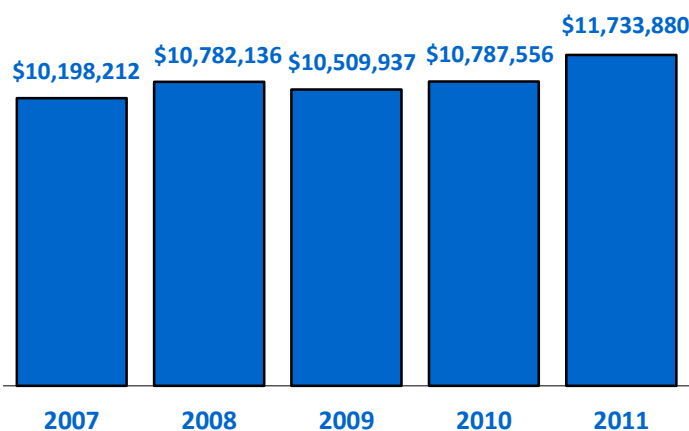
Legal Name: Duluth Transit Authority
Type of Government: City
Area Served: Duluth, Hermantown, Proctor and Superior, Wis.
Legislative District: 06B, 07A and 07B
Congressional District: 8

System Characteristics

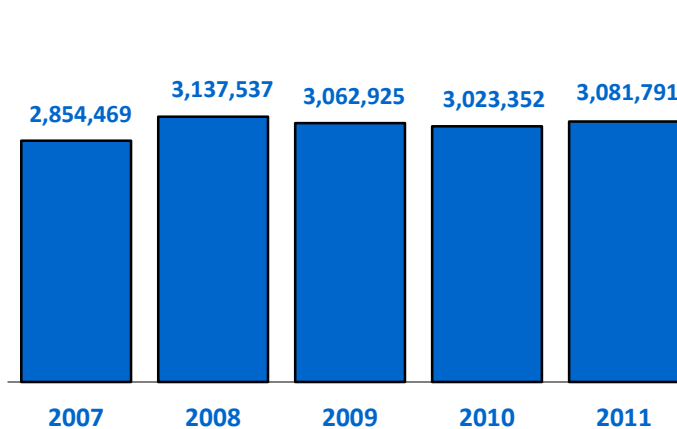
Vehicles:	63 Class 700	Service Hours:	
Service Type:	Fixed route	Monday - Friday	4:30 a.m. - 12:30 a.m.
Funding Class:	Urban	Saturday	6:02 a.m. - 8:04 p.m.
		Sunday	7:37 a.m. - 7:39 p.m.
		Base Fare:	\$1.50 peak; \$0.75 off peak

System Data

Operating Expenditures



Ridership



DULUTH TRANSIT AUTHORITY - STRIDE



Contact: Dennis E. Jensen
Title: General manager
Address: 2402 W. Michigan St.
City State Zip: Duluth, MN 55806-1928
Telephone: 218-623-4306
Fax: 218-722-4428
Email: djensen@duluthtransit.com
Website: www.duluthtransit.com



2011 Highlights

- Increased service with new late night and holiday services.
- Improved contract services in Superior, Wis, by providing another vehicle.
- Continued upward ridership trend with 5 percent increase since 2006.

System Snapshot

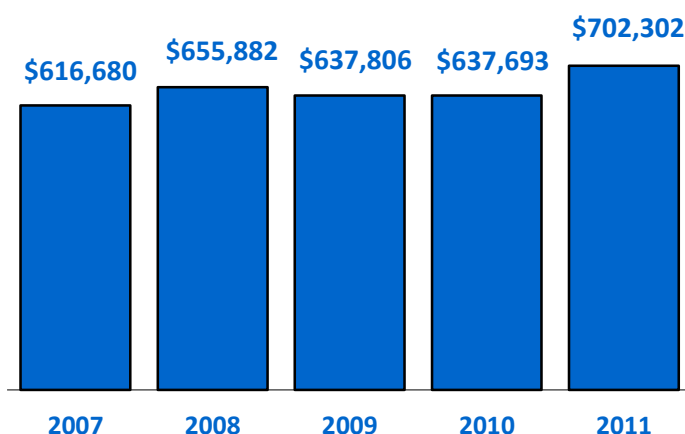
Legal Name: Duluth Transit Authority
Type of Government: City
Area Served: Duluth, Hermantown, Proctor and Superior, Wis.
Legislative District: 06B, 07A and 07B
Congressional District: 8

System Characteristics

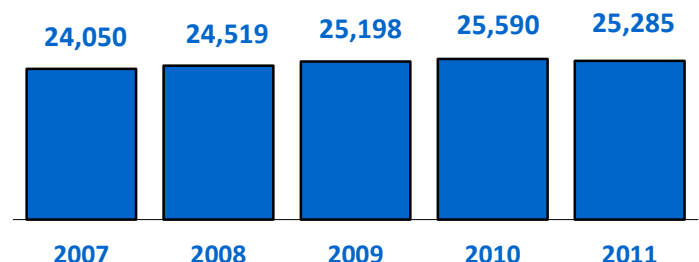
Vehicles:	Nine Class 400	Service Hours:	
Service Type:	Dial-a-ride	Monday - Friday	4:30 a.m. – 12:30 a.m.
Funding Class:	Urban/complementary	Saturday	6:02 a.m. – 8:04 p.m.
		Sunday	7:37 a.m. – 7:39 p.m.
		Base Fare:	\$3 peak; \$1.50 off-peak

System Data

Operating Expenditures



Ridership



EAST GRAND FORKS TRANSIT – REGULAR ROUTE



Contact: Nancy Ellis
Title: Planner
Address: 600 DeMers Ave., P.O. Box 373
City State Zip: East Grand Forks, MN 56721-1840
Telephone: 218-773-0124
Fax: 218-773-0128
Email: nellis@egf.mn
Website: www.grandforksgov.com



2011 Highlights

- Increased ridership by 16 percent.
- Continued partnership with Northland Technical and Community College of East Grand Forks.
- Continued partnership with the city of Grand Forks.

System Snapshot

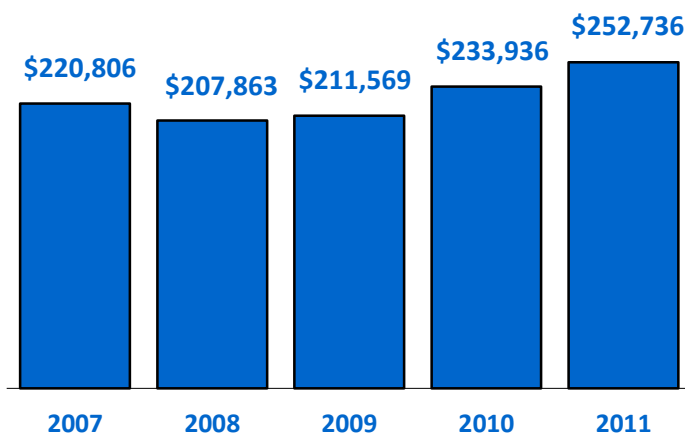
Legal Name: City of East Grand Forks
Type of Government: City
Area Served: East Grand Forks
Legislative District: 01B
Congressional District: 7

System Characteristics

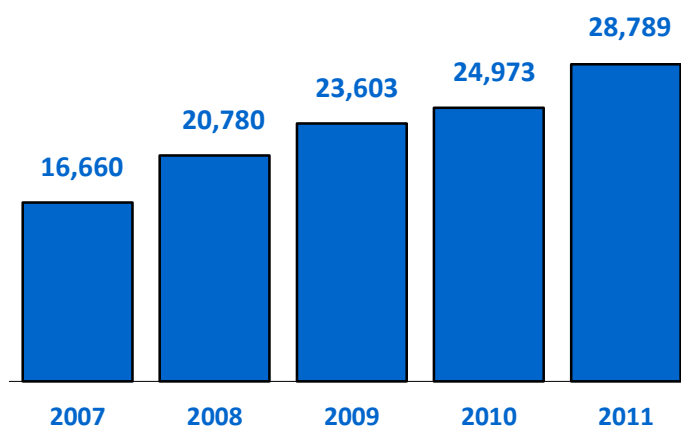
Vehicles:	One Class 500	Service Hours:	
Service Type:	Fixed route	Monday - Friday	7 a.m. - 6 p.m.
Funding Class:	Urban	Saturday	8 a.m. - 6 p.m.
		Sunday	No service
		Base Fare:	\$1.50

System Data

Operating Expenditures



Ridership



EAST GRAND FORKS TRANSIT – DIAL-A-RIDE



Contact: Nancy Ellis
Title: Planner
Address: 600 DeMers Ave., P. O. Box 373
City State Zip: East Grand Forks, MN 56721-1840
Telephone: 218-773-0124
Fax: 218-773-0128
Email: nellis@egf.mn
Website: www.grandforksgov.com



2011 Highlights

- Continued partnership with the city of Grand Forks.

System Snapshot

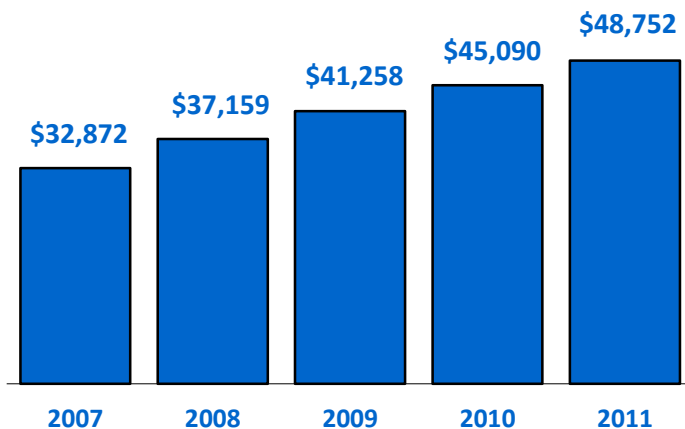
Legal Name: City of East Grand Forks
Type of Government: City
Area Served: East Grand Forks
Legislative District: 01B
Congressional District: 7

System Characteristics

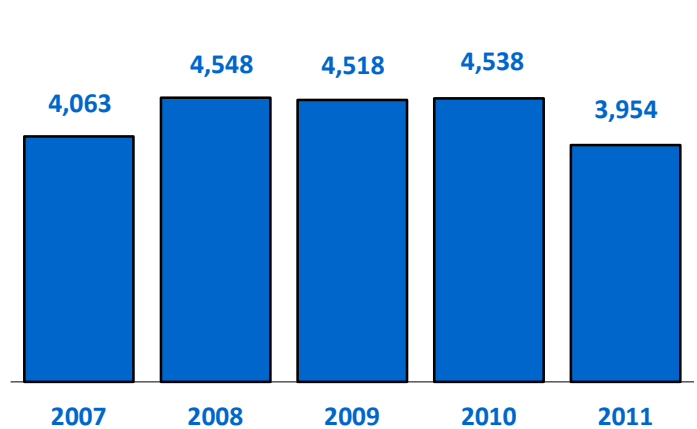
Vehicles:	Six mini-vans	Service Hours:	
Service Type:	Paratransit/dial-a-ride	Monday - Friday	6 a.m. - 10 p.m.
Funding Class:	urban, complementary	Saturday	8 a.m. - 10 p.m.
		Sunday	No service
		Base Fare:	\$3

System Data

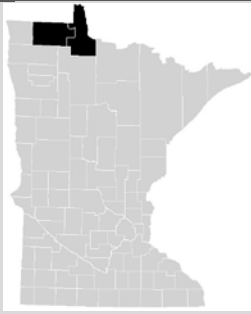
Operating Expenditures



Ridership



FAR NORTH PUBLIC TRANSIT



Contact: Steve Butler
Title: Manager
Address: 215 S. Main St., P.O. Box 189
City State Zip: Roseau, MN 56751-1422
Telephone: 218-463-3238
Fax: 218-463-0001
Email: rcco@wiktel.com
Website: www.farnorthtransit.com



2011 Highlights

- Increased ridership by 8 percent.
- Installed security cameras on all active buses.

System Snapshot

Legal Name: Roseau County Committee on Aging
Type of Government: Joint powers
Area Served: Roseau and Lake of the Woods counties
Legislative Senate District: 01 and 03
Legislative House District: 01A and 03A
Congressional District: 7

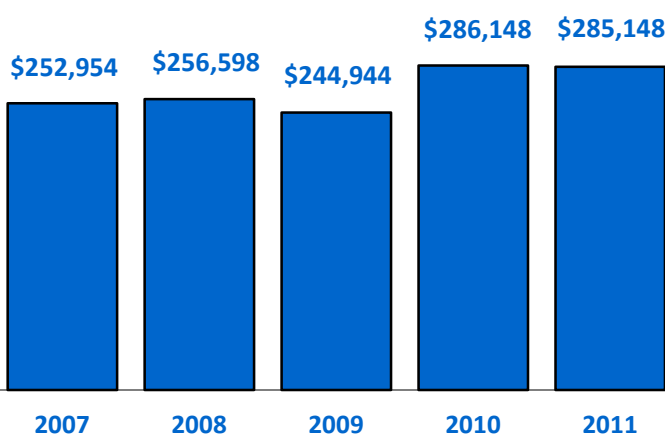
System Characteristics

Vehicles: Four Class 400
Service Type: Route deviation and dial-a-ride
Funding Class: Rural

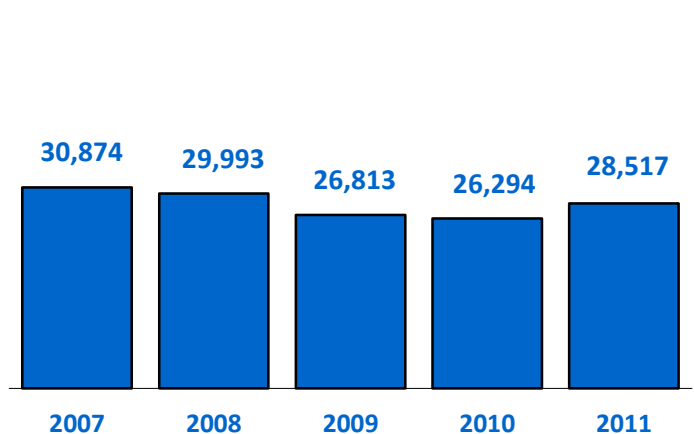
Service Hours:
Monday - Friday 7 a.m. - 5 p.m.
Saturday - Sunday No service
Base Fare: \$1.50 in-city rides in Roseau County;
 \$1 in-city rides in Lake of the Woods County

System Data

Operating Expenditures



Ridership



FARIBAULT COUNTY PRAIRIE EXPRESS



Contact: Bonita Zimmer
Title: Transit coordinator
Address: 415 N. Main St., P.O. Box 130
City State Zip: Blue Earth, MN 56013-5528
Telephone: 507-526-7433
Fax: 507-526-6227
Email: bonita.zimmer@co.faribault.mn.us
Website: www.co.faribault.mn.us



2011 Highlights

- Continued expanded service hours while operating within budget.

System Snapshot

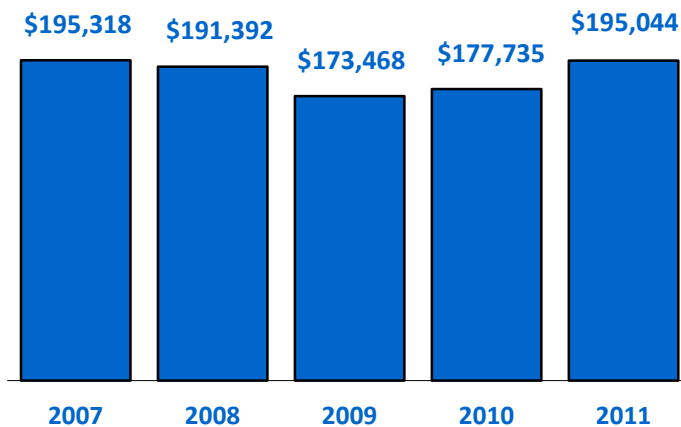
Legal Name: Faribault County
Type of Government: County
Area Served: Faribault County
Legislative Senate District: 23, 24, 26 and 27
Legislative House District: 23B, 24A, 24B, 26A and 27A
Congressional District: 1

System Characteristics

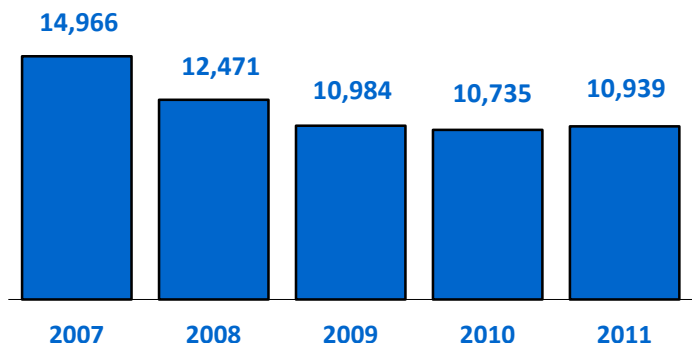
Vehicles:	Two Class 400	Service Hours:	
Service Type:	Dial-a-ride	Monday - Friday	7 a.m. - 5 p.m.
Funding Class:	Rural	Saturday - Sunday	No service
		Base Fare:	\$3 trip originating in Faribault County; \$6 trip originating outside Faribault County

System Data

Operating Expenditures



Ridership



FARIBAULT FLYER



Contact: Kim Lang
Title: Community development coordinator
Address: 208 NW First Ave.
City State Zip: Faribault, MN 55021-5105
Telephone: 507-333-0376
Fax: 507-384-0507
Email: klang@ci.faribault.mn.us
Website: www.ci.faribault.mn.us



2011 Highlights

- Incorporated Faribault Flyer into Three Rivers Hiawathaland Transit as of Jan. 1, 2012.

System Snapshot

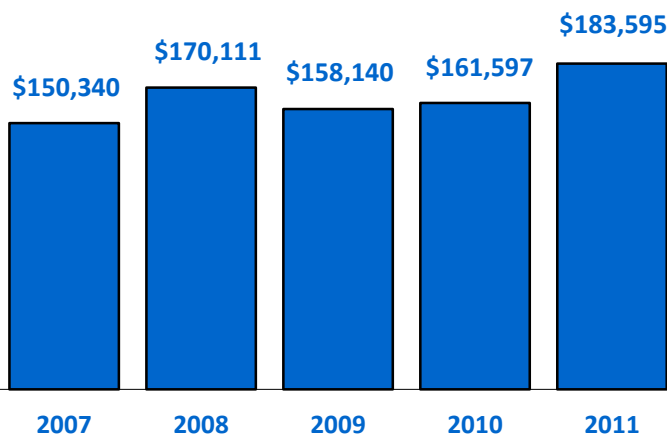
Legal Name: City of Faribault
Type of Government: City
Area Served: Faribault
Legislative District: 26B
Congressional District: 2

System Characteristics

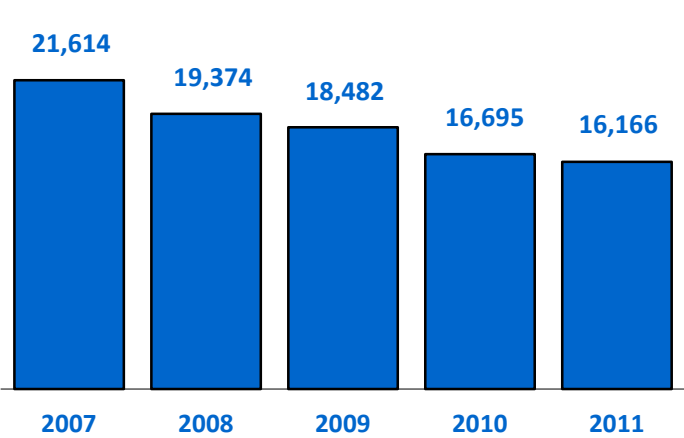
Vehicles:	Three Class 400	Service Hours:	
Service Type:	Route deviation	Monday - Friday	6:30 a.m. - 6:30 p.m.
Funding Class:	Small urban	Saturday	7:30 a.m. - 4:30 p.m.
		Sunday	8:30 a.m. - 3:30 p.m.
		Base Fare:	\$1.25

System Data

Operating Expenditures



Ridership



FOSSTON TRANSIT



Contact: Charles Lucken
Title: City administrator
Address: 220 E. First St., P. O. Box 239
City State Zip: Fosston, MN 56542-1337
Telephone: 218-435-1959
Fax: 218-435-1961
Email: chuck.lucken@fosston.com
Website: www.fosston.com



2011 Highlights

- Provided a new bus for public transit patrons.
- Remained accident/incident free throughout 2011.

System Snapshot

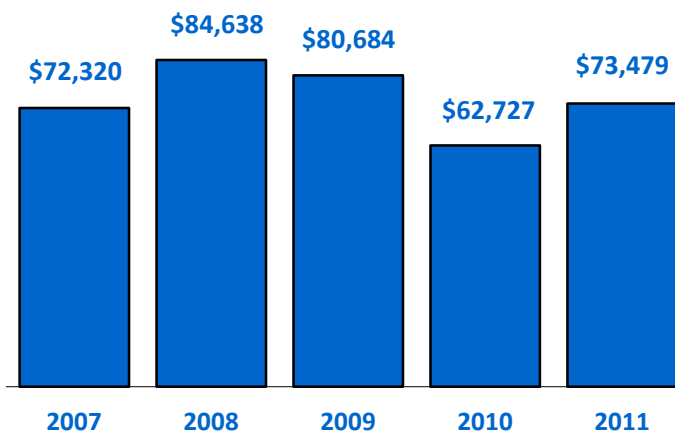
Legal Name: City of Fosston
Type of Government: City
Area Served: Fosston
Legislative District: 02A
Congressional District: 7

System Characteristics

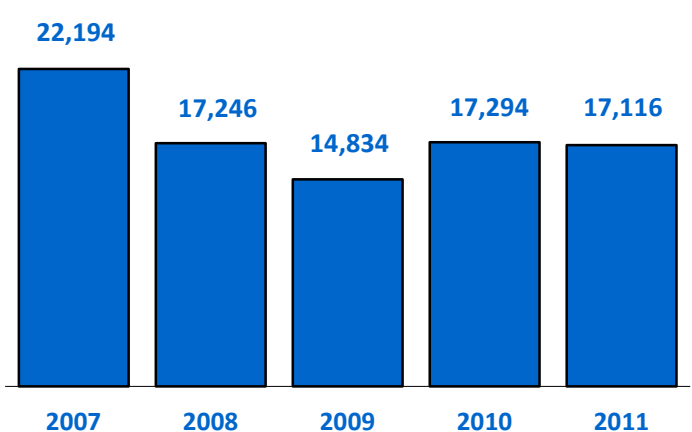
Vehicles:	One Class 400	Service Hours:	
Service Type:	Dial-a-ride	Monday - Friday	8 a.m. - 4:30 p.m.
Funding Class:	Rural	Saturday	No service
		Sunday	8 a.m. - noon
		Base Fare:	50 cents

System Data

Operating Expenditures



Ridership



GRANITE FALLS HEARTLAND EXPRESS



Contact: Dennis Smith
Title: Transit coordinator
Address: 641 Prentice St.
City State Zip: Granite Falls, MN 56241-1517
Telephone: 320-564-3011
Fax: 320-564-3013
Email: transit@granitefalls.com
Website: www.granitefalls.com



2011 Highlights

- Increased ridership from 2010.
- Remained accident free through the year.

System Snapshot

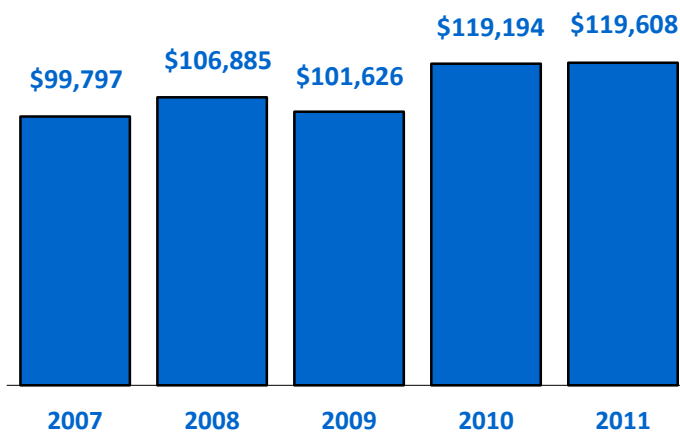
Legal Name: City of Granite Falls
Type of Government: City
Area Served: Granite Falls
Legislative District: 20B
Congressional District: 7

System Characteristics

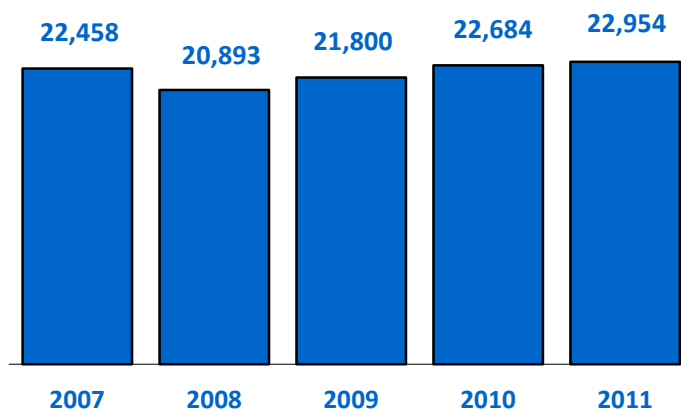
Vehicles:	One Class 400	Service Hours:	
Service Type:	Dial-a-ride	Monday - Friday	6:30 a.m. - 5:30 p.m.
Funding Class:	Small urban	Saturday	No service
		Sunday	7 a.m. - noon
		Base Fare:	\$2

System Data

Operating Expenditures



Ridership



HIBBING AREA TRANSIT



Contact: Sherri A. Renskers
Title: Finance director
Address: 401 E. 21st St.
City State Zip: Hibbing, MN 55746-1854
Telephone: 218-262-3486 Ext. 714
Fax: 218-312-9714
Email: srenskers@ci.hibbing.mn.us
Website: www.hibbing.mn.us



2011 Highlights

- Continued substantial growth in ridership.
- Established a Transit Advisory Committee of community stakeholders.
- Completed the Hibbing Transit Operations Study with Arrowhead Regional Development Commission.

System Snapshot

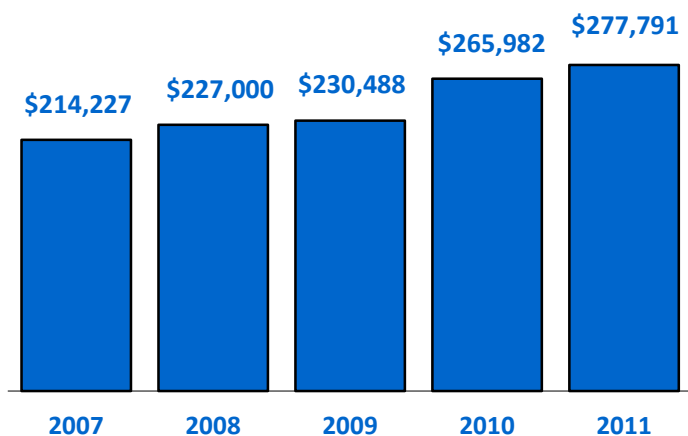
Legal Name: City of Hibbing
Type of Government: City
Area Served: Hibbing
Legislative District: 05B
Congressional District: 8

System Characteristics

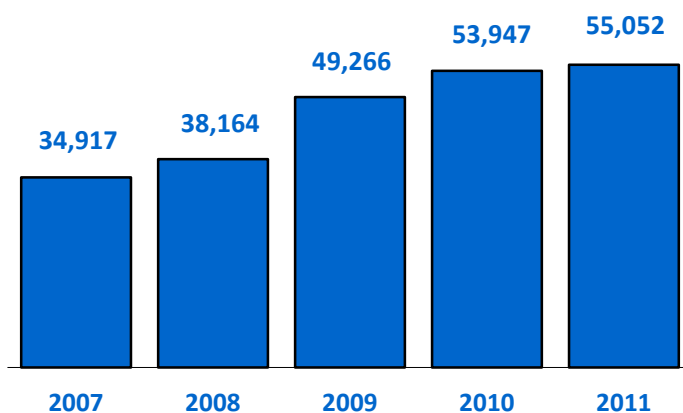
Vehicles: Four Class 500
Service Type: Route deviation and dial-a-ride
Funding Class: Small urban
Service Hours:
Monday - Friday 6 a.m. - 8 p.m.
Saturday 9 a.m. - 3 p.m.
Sunday 9 a.m. - 2 p.m.
Base Fare: \$2

System Data

Operating Expenditures



Ridership



HUBBARD COUNTY HEARTLAND EXPRESS



Contact: Linda Bair
Title: Transit coordinator
Address: 301 Court Ave.
City State Zip: Park Rapids, MN 56470-1483
Telephone: 218-732-9328
Fax: 218-732-3231
Email: lbair@co.hubbard.mn.us
Website: www.co.hubbard.mn.us



2011 Highlights

- Implemented shared dispatching with Paul Bunyan Transit.
- Increased ridership 15 percent over 2010 with high increases in children's rides.
- Continued joint efforts with community education marketing.

System Snapshot

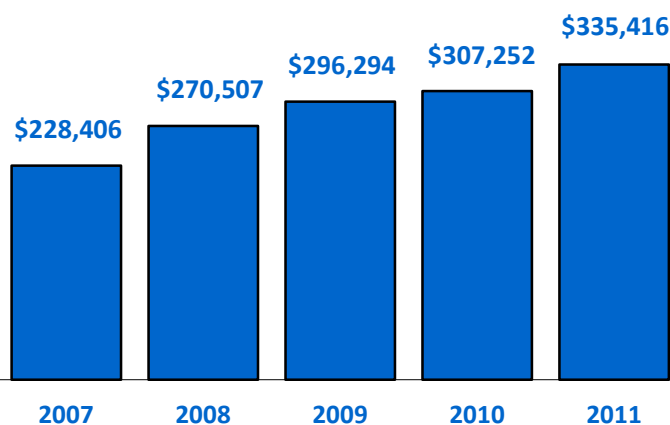
Legal Name: Hubbard County
Type of Government: County
Area Served: Hubbard County
Legislative Senate District: 02 and 04
Legislative House District: 02B and 04B
Congressional District: 8

System Characteristics

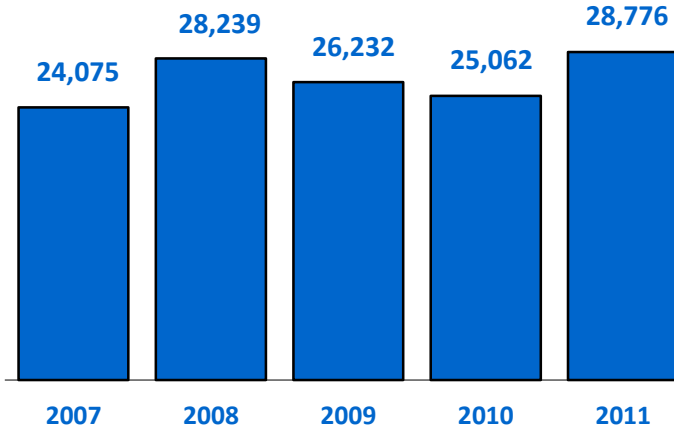
Vehicles:	Four Class 400	Service Hours:	
Service Type:	Route deviation, dial-a-ride and volunteer	Monday - Friday	6:15 a.m. - 5 p.m.
Funding Class:	Rural	Saturday - Sunday	No service
		Base Fare:	\$1.50

System Data

Operating Expenditures



Ridership



KANDIYOHI AREA TRANSIT (KAT)



Contact: Tiffany Collins
Title: Transit director
Address: 1320 22nd St. SW, P.O. Box 186
City State Zip: Willmar, MN 56201-0186
Telephone: 320-214-7433
Fax: 320-214-7754
Email: tcollins@katbus.org
Website: www.katbus.org



2011 Highlights

- Maintained ridership on the Public Transportation program.
- Continued providing a Job Access Reverse Commute work route to meet the needs of low-income individuals.
- Promoted coordination of senior and disabled transportation needs using a 5310-funded vehicle.

System Snapshot

Legal Name: Kandiyohi Area Transit Joint Powers Board
Type of Government: Joint Powers Board
Area Served: Willmar and Kandiyohi County
Legislative Senate District: 13
Legislative House District: 13A and 13B
Congressional District: 7

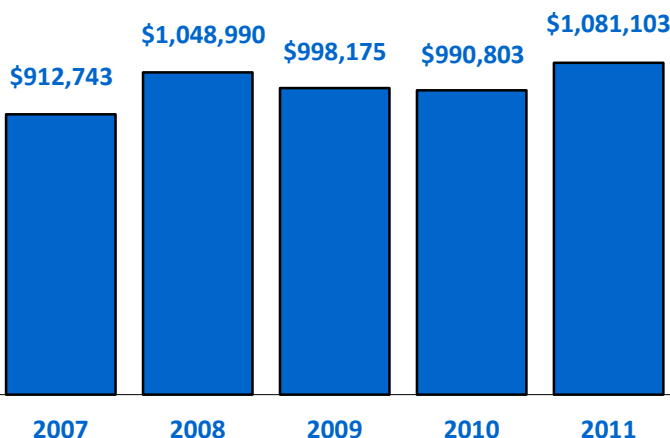
System Characteristics

Vehicles: Nine Class 400 and three Class 500
Service Type: Deviated route and demand response
Funding Class: Rural

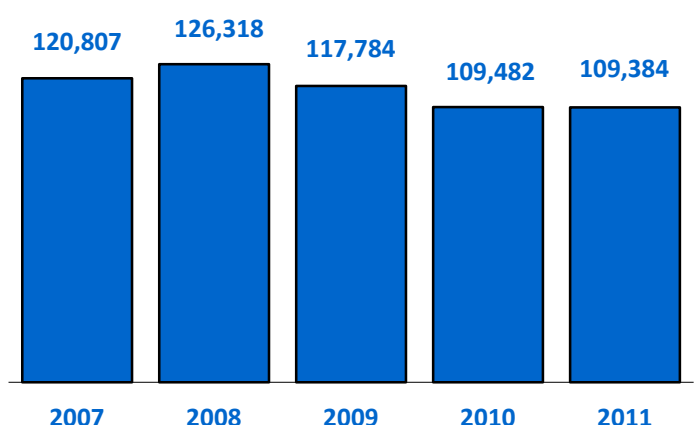
Service Hours:
Monday - Friday 5:30 a.m. - 5:30 p.m.
Saturday 8 a.m. - 4:30 p.m.
Sunday No service
Base Fare: \$1.50

System Data

Operating Expenditures



Ridership



LA CRESCENT APPLE EXPRESS



Contact: Keith Carlson
Title: Transit manager
Address: 315 Main St.
City State Zip: La Crescent, MN 55947-1158
Telephone: 608-789-7350
Fax: 608-789-7374
Email: carlsonk@cityoflacrosse.org
Website: www.cityoflacrosse.org



2011 Highlights

- Continued partnership with the city of La Crosse for transit service.
- Increased ridership by 17 percent.
- Improved coordination with Jefferson Lines at Grand River Station in La Crosse.

System Snapshot

Legal Name: City of La Crescent
Type of Government: City
Area Served: La Crescent and La Crosse, Wis.
Legislative District: 31A and 31B
Congressional District: 1

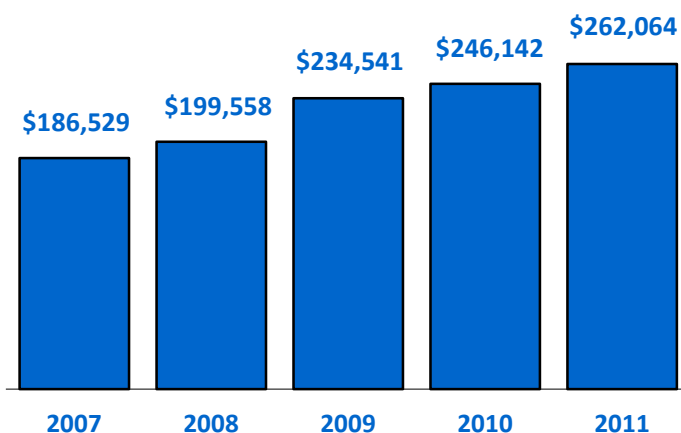
System Characteristics

Vehicles: One Class 600
Service Type: Route deviation
Funding Class: Urban

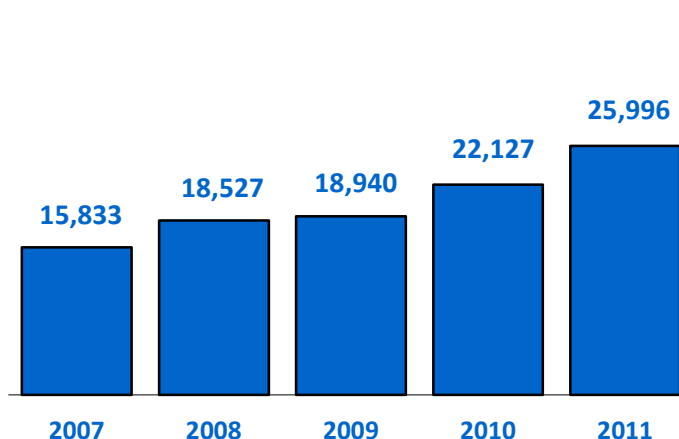
Service Hours:
Monday - Friday 6 a.m. - 6 p.m.
Saturday - Sunday No service
Base Fare: \$1.25 adult; 60 cents senior

System Data

Operating Expenditures



Ridership



LE SUEUR HEARTLAND EXPRESS



Contact: Sandi Owen
Title: Transit manager
Address: 601 S. Fifth St.
City State Zip: Le Sueur, MN 56058-2239
Telephone: 507-665-6211
Fax: 507-665-3813
Email: sowen@cityoflesueur.com
Website: www.cityoflesueur.com



2011 Highlights

- Recorded an accident-free year.
- Continued to operate within budget.

System Snapshot

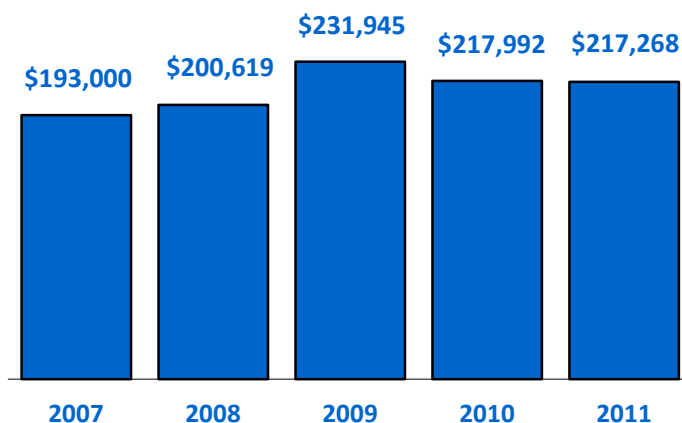
Legal Name: City of Le Sueur
Type of Government: City
Area Served: Le Sueur
Legislative District: 25A
Congressional District: 2 and 7

System Characteristics

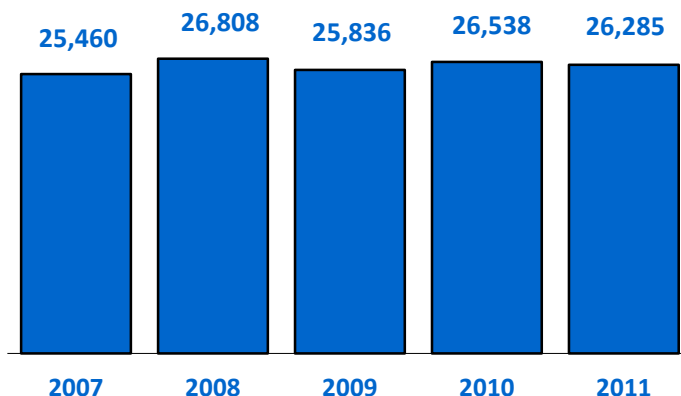
Vehicles:	Two Class 400	Service Hours:	
Service Type:	Route deviation, dial-a-ride, route guarantee and subscription	Monday - Friday	7 a.m. - 4:30 p.m.
Funding Class:	Small urban	Saturday - Sunday	No service
		Base Fare:	\$2

System Data

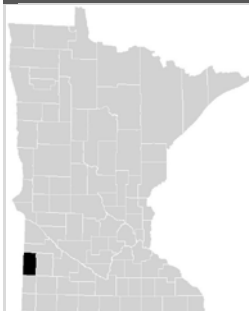
Operating Expenditures



Ridership



LINCOLN COUNTY HEARTLAND EXPRESS



Contact: Cara Nielsen
Title: Transit director
Address: 319 N. Rebecca St., P.O. Box 29
City State Zip: Ivanhoe, MN 56142-9572
Telephone: 507-694-1813
Fax: 507-694-1198
Email: cnielsen@co.lincoln.mn.us
Website: www.co.lincoln.mn.us



2011 Highlights

- Promoted public transit to people that didn't know about the service.
- Made strides in getting people more access in using the service.

System Snapshot

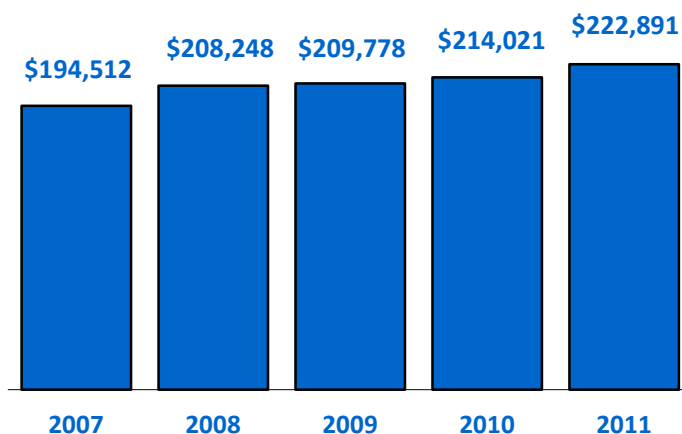
Legal Name: Lincoln County
Type of Government: County
Area Served: Lincoln County
Legislative Senate District: 20
Legislative House District: 20A
Congressional District: 7

System Characteristics

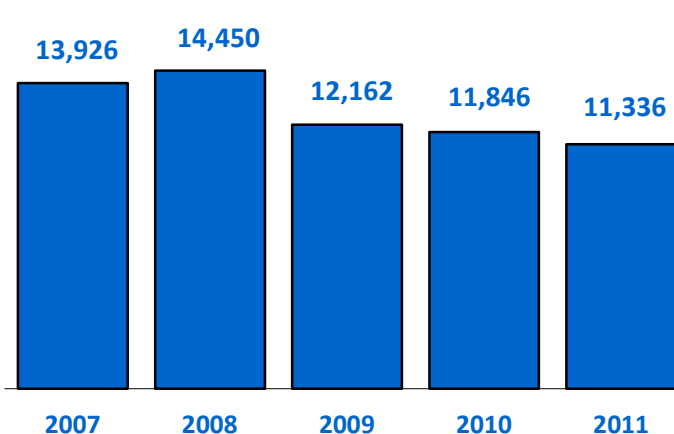
Vehicles:	Two Class 400	Service Hours:	
Service Type:	Dial-a-ride	Monday - Friday	8:30 a.m. - 4:30 p.m.
Funding Class:	Rural	Saturday - Sunday	No service
		Base Fare:	Varies by ride/destination

System Data

Operating Expenditures



Ridership



MAHNOMEN COUNTY HEARTLAND EXPRESS



Contact: Karen Hanson
Title: Transit coordinator
Address: 311 N. Main St., P.O. Box 460
City State Zip: Mahnomen, MN 56557-4015
Telephone: 218-935-2560
Fax: 218-935-5459
Email: khanson@hs.co.mahnomen.mn.us
Website: www.mahnomencounty-mn.org



07-13-2012

2011 Highlights

- Provided transportation services for five Mahnomen County residents to and from the Norman County DAC on a daily basis.
- Continued to provide rides for passengers in a timely manner.

System Snapshot

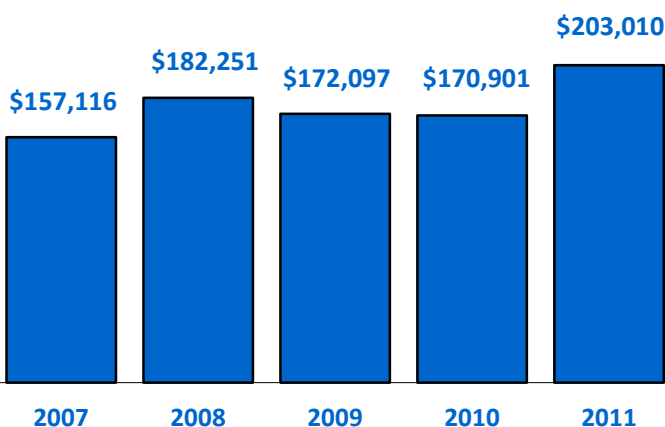
Legal Name: Mahnomen County Human Services
Type of Government: County
Area Served: Mahnomen County
Legislative Senate District: 02
Legislative House District: 02A
Congressional District: 7

System Characteristics

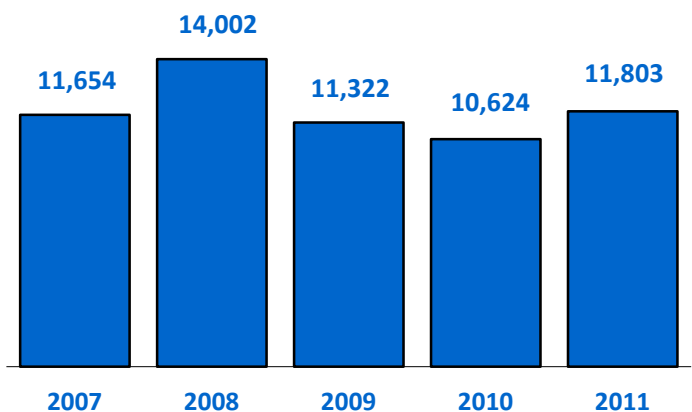
Vehicles:	Three Class 400	Service Hours:	
Service Type:	Dial-a-ride	Monday - Friday	7:30 a.m. - 4:30 p.m.
Funding Class:	Rural	Saturday - Sunday	No service
		Base Fare:	\$1

System Data

Operating Expenditures



Ridership



MANKATO – GREATER MANKATO TRANSIT SYSTEM



Contact: Mark Anderson
Title: Superintendent
Address: 10 Civic Center Plaza, P.O. Box 3368
City State Zip: Mankato, MN 56002-3368
Telephone: 507-387-8655
Fax: 507-387-2076
Email: manderson@city.mankato.mn.us
Website: www.ci.mankato.mn.us



2011 Highlights

- Increased ridership by 2.5 percent from 2010 and 18 percent from 2007.
- Initiated the Greater Mankato Transit Redesign Study to redesign the fixed route system and study a regional transit concept.
- Secured partial funding for construction of new transit facility.

System Snapshot

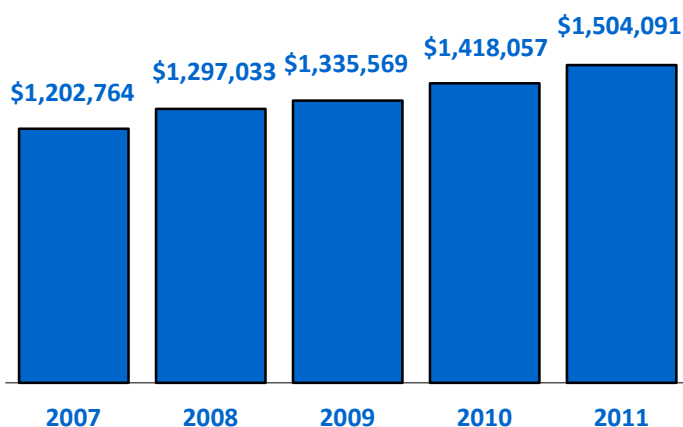
Legal Name: City of Mankato
Type of Government: City
Area Served: Mankato and North Mankato
Legislative District: 23A and 23B
Congressional District: 1

System Characteristics

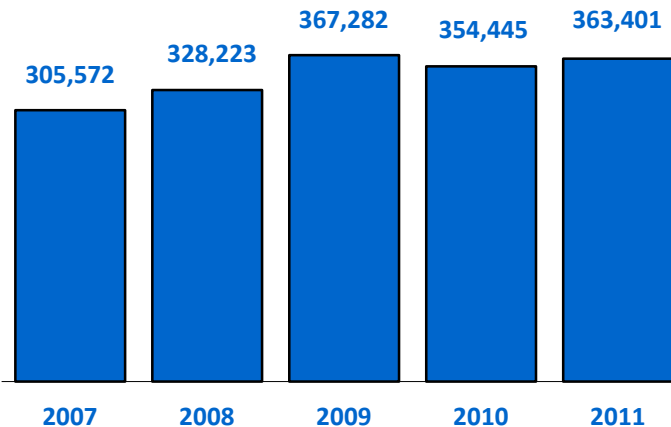
Vehicles:	Six Class 500, two Class 600 and eight Class 700	Service Hours:	
Service Type:	Fixed route and complementary paratransit	Monday - Friday	6:35 a.m. - 5:35 p.m.
Funding Class:	Small urban	Saturday	10 a.m. - 5:30 p.m.
		Sunday	No service
		Base Fare:	\$1.50

System Data

Operating Expenditures



Ridership



MARTIN COUNTY TRANSIT



Contact: Scott Higgins
Title: County coordinator
Address: 201 Lake Ave.
City State Zip: Fairmont, MN 56031-1845
Telephone: 507-238-3126
Fax: 507-238-3136
Email: scott.higgins@co.martin.mn.us
Website: www.co.martin.mn.us



2011 Highlights

- Implemented RouteMatch scheduling and dispatching software.
- Expanded office space for drivers and dispatchers.

System Snapshot

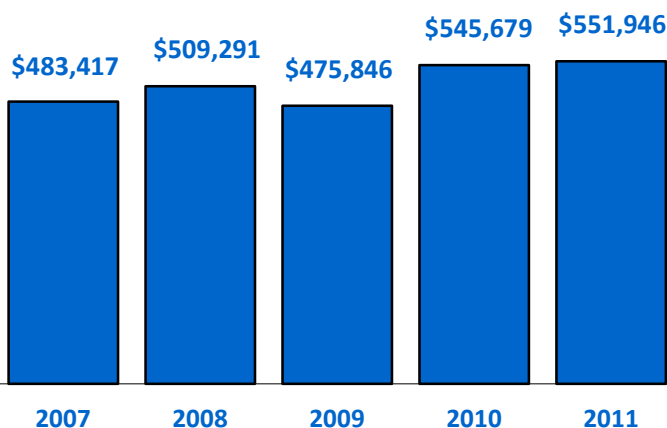
Legal Name: Martin County
Type of Government: County
Area Served: Fairmont and Martin County
Legislative Senate District: 24
Legislative House District: 24A
Congressional District: 1

System Characteristics

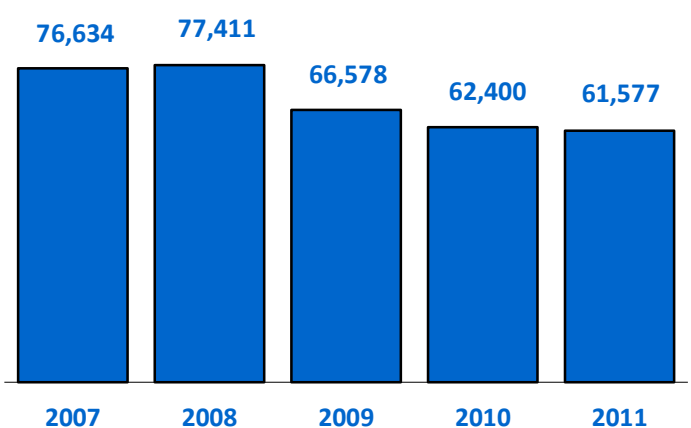
Vehicles:	Seven Class 400	Service Hours:	
Service Type:	Dial-a-ride	Monday - Friday	5 a.m. - 6 p.m.
Funding Class:	Rural	Saturday	5 a.m. - 10 p.m.
		Sunday	8 a.m. - 10 p.m.
		Base Fare:	\$2.75 city of Fairmont; \$3.25 county

System Data

Operating Expenditures



Ridership



MEEKER COUNTY PUBLIC TRANSIT



Contact: Donna Anderson
Title: Director
Address: 812 E. Ripley
City State Zip: Litchfield, MN 55355-2606
Telephone: 320-693-7794
Fax: 320-373-6645
Email: donnaanderson@ecumen.org
Website: www.ecumenoflitchfield.org



2011 Highlights

- Implemented RouteMatch scheduling and dispatching software to become more efficient and cost effective by coordinating rides and to track and report key statistics more easily.

System Snapshot

Legal Name: Ecumen dba/Meeker Public Transit
Type of Government: County
Area Served: Litchfield and Meeker County
Legislative Senate District: 18
Legislative House District: 18A and 18B
Congressional District: 7

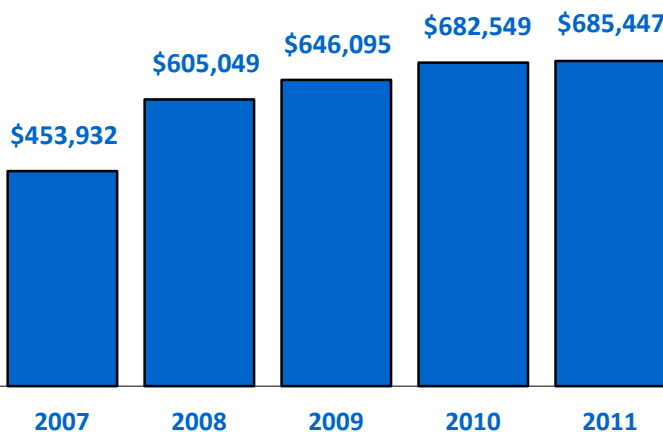
System Characteristics

Vehicles: Six Class 400
Service Type: Route deviation and dial-a-ride
Funding Class: Rural

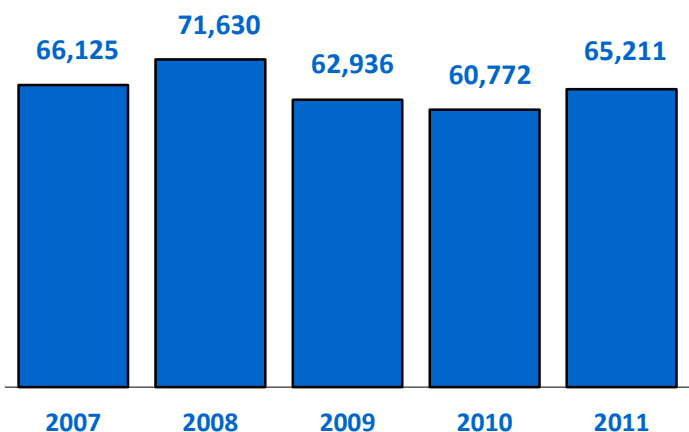
Service Hours:
Monday - Friday 6:30 a.m. - 6 p.m.
Saturday 8 a.m. - 1 p.m. (Jan-April/Oct.-Dec.)
Sunday 8 a.m. - noon
Base Fare: \$1.50 (ages 3-15 and 56+) one way in town;
 \$2 (ages 16-55) one way in town;
 \$3 one way in county

System Data

Operating Expenditures



Ridership



MONTEVIDEO TRANSIT



Contact: Greg Schwaegerl
Title: Public works director
Address: 103 Canton Ave.
City State Zip: Montevideo, MN 56265-1483
Telephone: 320-269-7576
Fax: 320-269-9340
Email: greg@montevideomn.org
Website: www.montevideomn.org



2011 Highlights

- Increased ridership by 2,000 rides in 2011. This marks the third consecutive year of increased ridership.
- Established two contracts for transportation services with area agencies.

System Snapshot

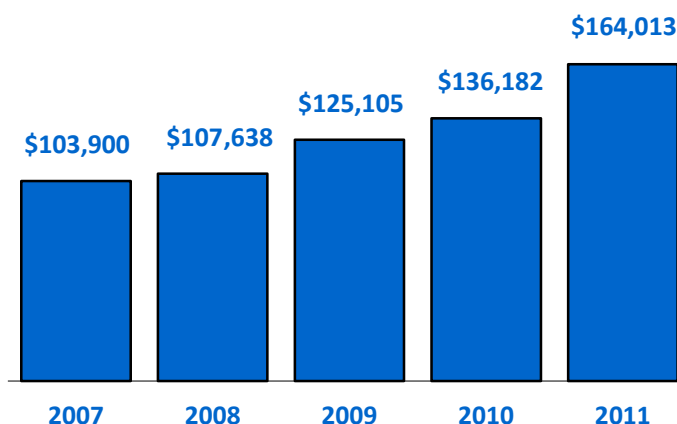
Legal Name: City of Montevideo
Type of Government: City
Area Served: Montevideo
Legislative District: 20B
Congressional District: 7

System Characteristics

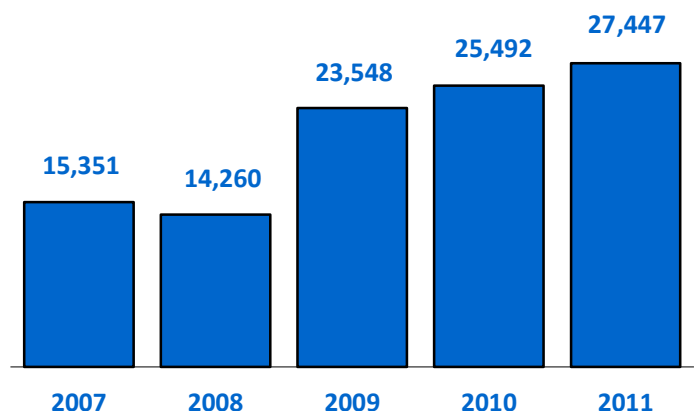
Vehicles:	Three Class 400	Service Hours:	
Service Type:	Dial-a-ride	Monday - Friday	7 a.m. - 4:30 p.m.
Funding Class:	Small urban	Saturday - Sunday	No service
		Base Fare:	\$1.50

System Data

Operating Expenditures



Ridership



MOORHEAD METROPOLITAN AREA TRANSIT (MAT)



Contact: Lori Van Beek
Title: Transit manager
Address: 650 23rd St. N.
City State Zip: Fargo, ND 58102
Telephone: 701-476-6686
Fax: 701-241-8558
Email: lvambeek@matbus.com
Website: www.matbus.com



2011 Highlights

- Increased ridership by 15 percent over 2010.
- Improved route identification by installing electronic display signs to the rear and front window of the buses.
- Completed and adopted the 2012-16 Transit Development Plan.

System Snapshot

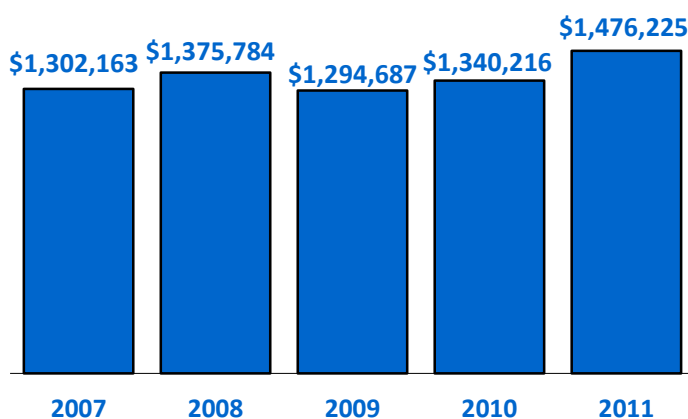
Legal Name: City of Moorhead
Type of Government: City
Area Served: Dilworth and Moorhead
Legislative District: 09A and 09B
Congressional District: 7

System Characteristics

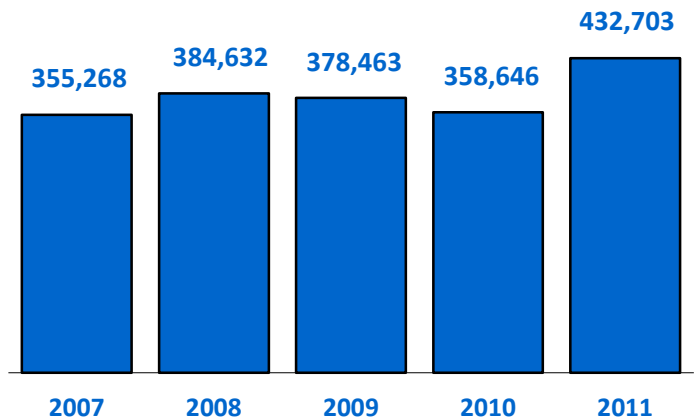
Vehicles: 10 Class 700
Service Type: Fixed route
Funding Class: Urban
Service Hours:
Monday - Friday 6:15 a.m. - 10:15 p.m.
Saturday 7:15 a.m. - 10:15 p.m.
Sunday No service
Base Fare: \$1.50

System Data

Operating Expenditures



Ridership



MOORHEAD METROPOLITAN AREA TRANSIT-PARATRANSIT



Contact: Lori Van Beek
Title: Transit manager
Address: 650 23rd St. N.
City State Zip: Fargo, ND 58102
Telephone: 701-476-6686
Fax: 701-241-8558
Email: lvambeek@matbus.com
Website: www.matbus.com



2011 Highlights

- Improved safety by installing back-up cameras on all paratransit vehicles.
- Provided driver training on epilepsy/seizures and communication.
- Distributed more than 5,000 FM Ridesource directories to medical and human service providers.

System Snapshot

Legal Name: City of Moorhead
Type of Government: City
Area Served: Dilworth and Moorhead
Legislative District: 09A and 09B
Congressional District: 7

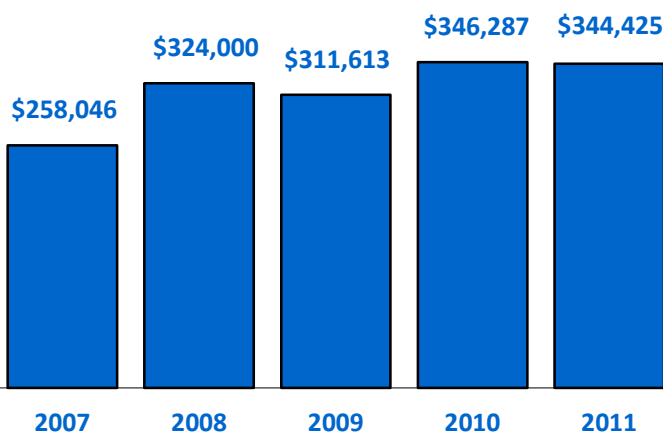
System Characteristics

Vehicles: Four Class 400 and three vans
Service Type: Dial-a-ride
Funding Class: Urban and complementary

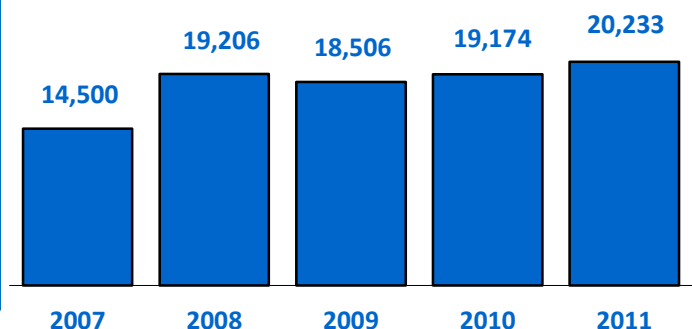
Service Hours:
Monday - Friday 6:15 a.m. - 10:15 p.m.
Saturday 7:15 a.m. - 10:15 p.m.
Sunday No service
Base Fare: \$3

System Data

Operating Expenditures



Ridership



MORRIS TRANSIT



Contact: Beth Heinrich
Title: Transit coordinator
Address: P.O. Box 438
City State Zip: Morris, MN 56267-0438
Telephone: 320-589-1000
Fax: 320-589-3111
Email: transit@ci.morris.mn.us
Website: www.ci.morris.mn.us



2011 Highlights

- Marketed and provided rides to international students at the Univ. of Minnesota, Morris.
- Connected workers and their families with rides to school, stores, clinics, etc.
- Achieved second-highest annual ridership since system began in 1975.

System Snapshot

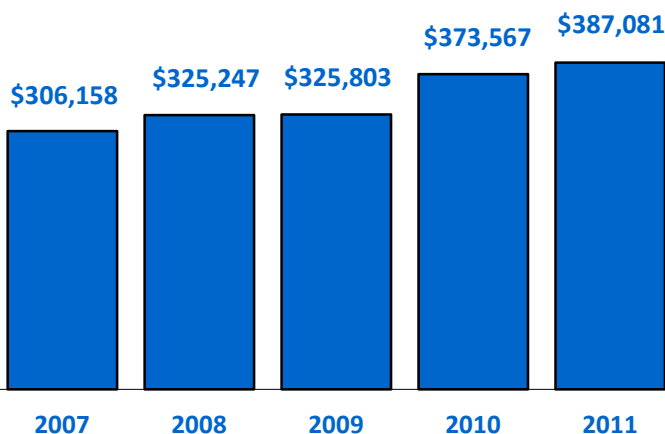
Legal Name: City of Morris
Type of Government: City
Area Served: Morris
Legislative District: 11A
Congressional District: 7

System Characteristics

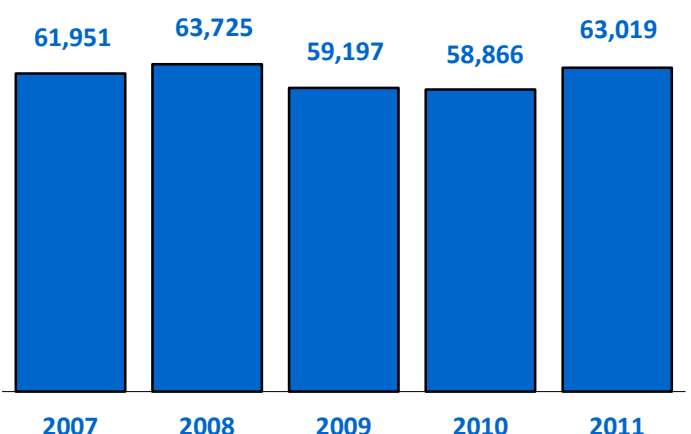
Vehicles:	Six Class 400	Service Hours:	
Service Type:	Dial-a-ride	Monday - Friday	6 a.m. - 10 p.m.
Funding Class:	Small urban	Saturday	noon - 4 p.m.
		Sunday	8 a.m. - 12:30 p.m.
		Base Fare:	\$1.25-\$2.50

System Data

Operating Expenditures



Ridership



MURRAY COUNTY HEARTLAND EXPRESS



Contact: Michelle Miranowski
Title: Transportation coordinator
Address: 2439 Broadway Ave.
City State Zip: Slayton, MN 56172-1352
Telephone: 507-836-6648
Fax: 507-836-8875
Email: mcrides@frontiernet.net
Website: N/A



2011 Highlights

- Raised awareness of public transportation at local parades, county fair, and community meetings.
- Recorded an accident free year.
- Maintained a strong volunteer driver program.

System Snapshot

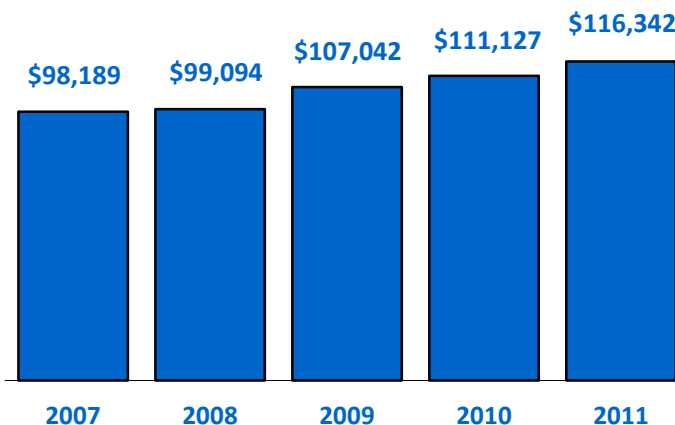
Legal Name: Murray County
Type of Government: County
Area Served: Murray County
Legislative Senate District: 22
Legislative House District: 22A
Congressional District: 1

System Characteristics

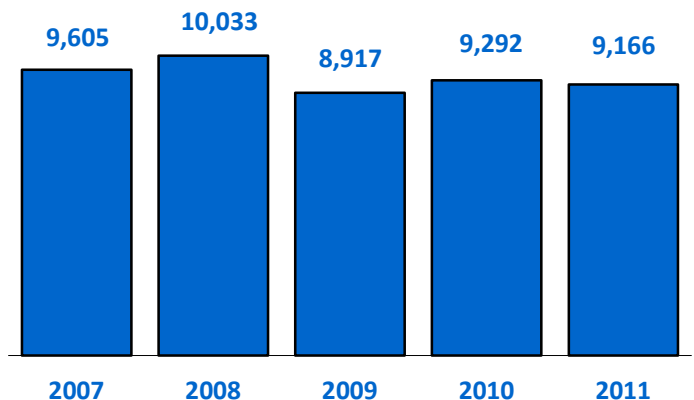
Vehicles:	Two Class 400	Service Hours:	
Service Type:	Demand response	Monday - Friday	8 a.m. - 4 p.m.
Funding Class:	Rural	Saturday - Sunday	No service
		Base Fare:	\$2.50-\$5

System Data

Operating Expenditures



Ridership



NORTHFIELD TRANSIT



Contact: Brian Erickson, P.E.
Title: Assistant public works director
Address: 801 Washington St. S.
City State Zip: Northfield, MN 55057-2565
Telephone: 507-645-3037
Fax: 507-645-3055
Email: brian.erickson@ci.northfield.mn.us
Website: N/A



2011 Highlights

- Began route deviation system.
- Implemented fare increase to \$1.25.
- Prepared for incorporation of Northfield Transit into Three Rivers Hiawathaland Transit on July 1, 2012.

System Snapshot

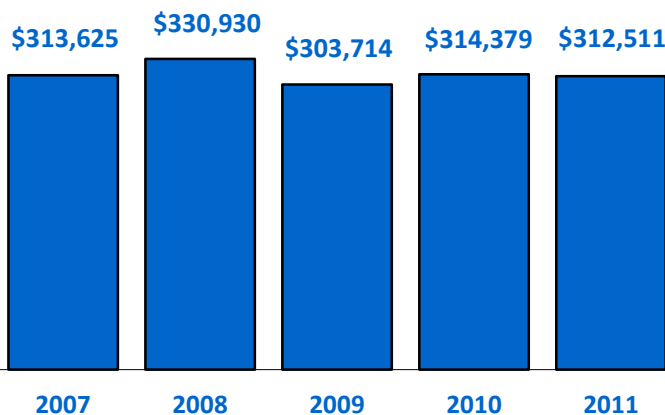
Legal Name: City of Northfield
Type of Government: City
Area Served: Northfield
Legislative Senate District: 25 and 36
Legislative House District: 25B and 36B
Congressional District: 2

System Characteristics

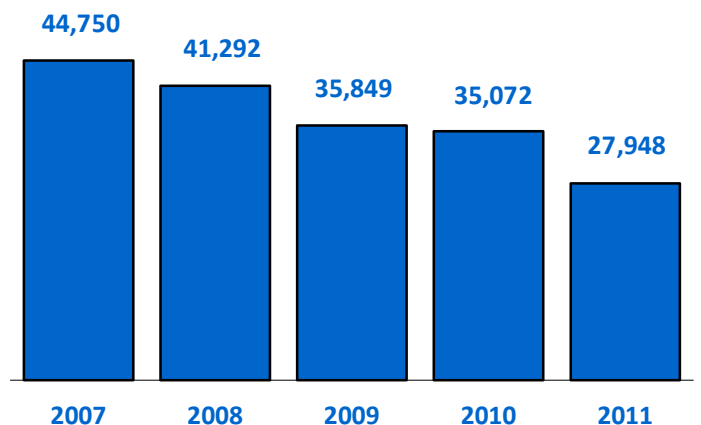
Vehicles: Four Class 400 and one Class 500
Service Type: Route deviation and dial-a-ride
Funding Class: Small urban
Service Hours:
Monday - Friday 7 a.m. - 5:30 p.m.
Saturday 10 a.m. - 1 p.m.
Sunday No service
Base Fare: \$1.25; \$4 Jefferson Line connection

System Data

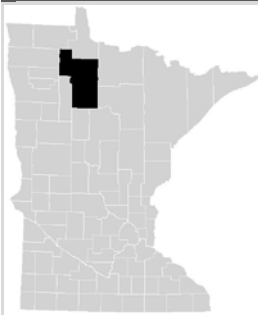
Operating Expenditures



Ridership



PAUL BUNYAN TRANSIT



Contact: Gregory O. Negard
Title: Executive director
Address: 706 Railroad St., P.O. Box 1773
City State Zip: Bemidji, MN 56619-4832
Telephone: 218-751.8765
Fax: 218-444-9521
Email: g.negard@paulbunyantransit.com
Website: www.paulbunyantransit.com



2011 Highlights

- Finished construction, moved into new building and remodeled administrative building.
- Hired full-time mechanic.
- Collaborated with Jefferson Lines for Inter-City Transportation.

System Snapshot

Legal Name: Paul Bunyan Transit
Type of Government: Non-profit
Area Served: Bemidji and Beltrami County
Legislative Senate District: 02 and 04
Legislative House District: 02B and 04A
Congressional District: 7 and 8

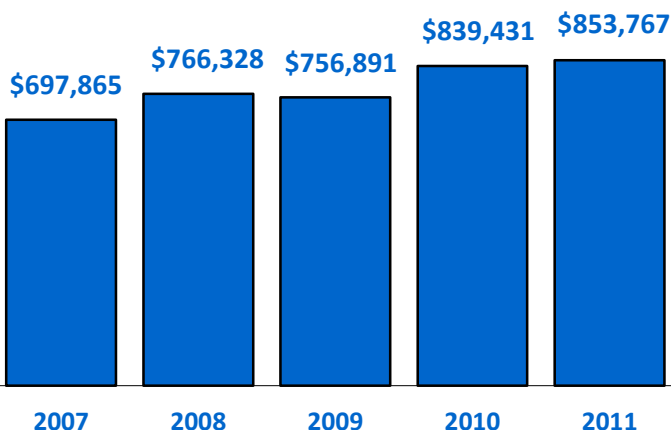
System Characteristics

Vehicles: 10 Class 400, two Class 500 and one van
Service Type: Route deviation, dial-a-ride and subscription
Funding Class: Rural

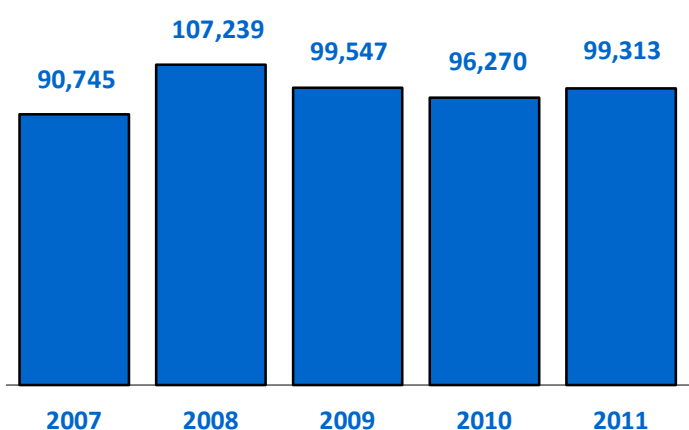
Service Hours:
Monday - Friday 7 a.m. - 6 p.m.
Saturday 8 a.m. - 5 p.m.
Sunday No service
Base Fare: \$1.50

System Data

Operating Expenditures



Ridership



PINE RIVER RIDE WITH US BUS



Contact: Valerie Kuschel
Title: Transit administrator
Address: P.O. Box 87
City State Zip: Pine River, MN 56474-4490
Telephone: 218-587-2440
Fax: 218-587-2168
Email: prridewithusbus@hotmail.com
Website: www.pinerivermn.com/City.htm



2011 Highlights

- Interviewed for an article that featured what our system offers in local newspapers and newsletters.
- Improved coordination with local business.
- Moved all record keeping to electronic entering.

System Snapshot

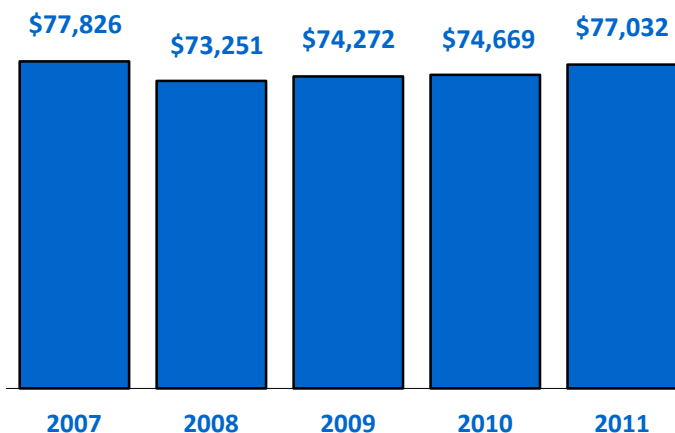
Legal Name: City of Pine River
Type of Government: City
Area Served: Pine River
Legislative District: 4B
Congressional District: 8

System Characteristics

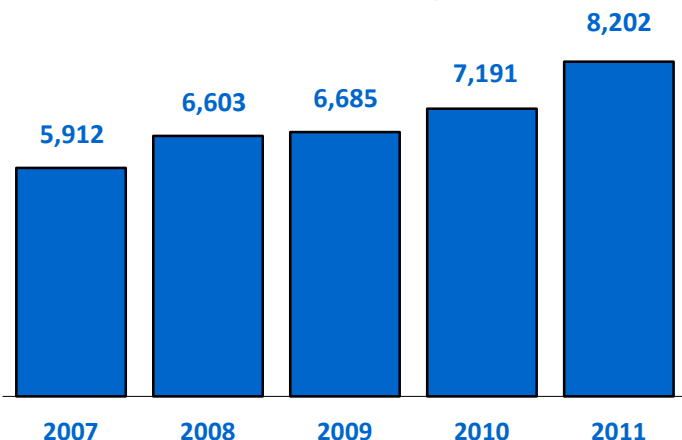
Vehicles:	One Class 300	Service Hours:	
Service Type:	Dial-a-ride	Monday - Friday	8:45 a.m. - 4 p.m.
Funding Class:	Rural	Saturday - Sunday	No service
		Base Fare:	\$1

System Data

Operating Expenditures



Ridership



PIPESTONE COUNTY TRANSIT



Contact: Marc Hall
Title: Transit director
Address: 811 Fifth St. SE
City State Zip: Pipestone, MN 56164-2000
Telephone: 507-825-6713
Fax: 507-825-6774
Email: marc.hall@co.pipestone.mn.us
Website: www.pipestone-county.com



2011 Highlights

- Implemented Automatic Vehicle Locators (AVL) and Routematch scheduling and dispatching software.

System Snapshot

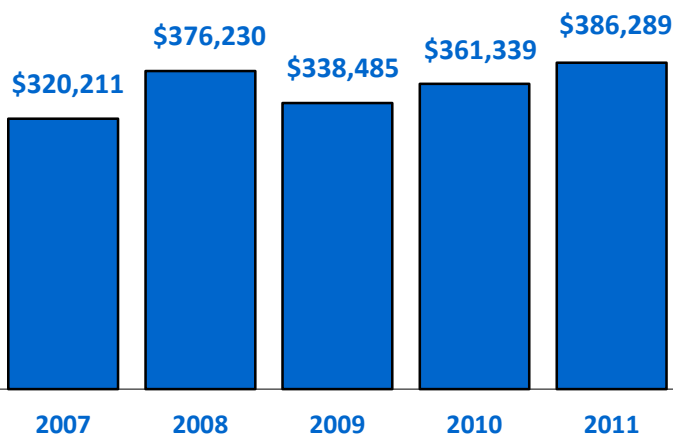
Legal Name: Pipestone County
Type of Government: County
Area Served: Pipestone County
Legislative Senate District: 22
Legislative House District: 22A
Congressional District: 1

System Characteristics

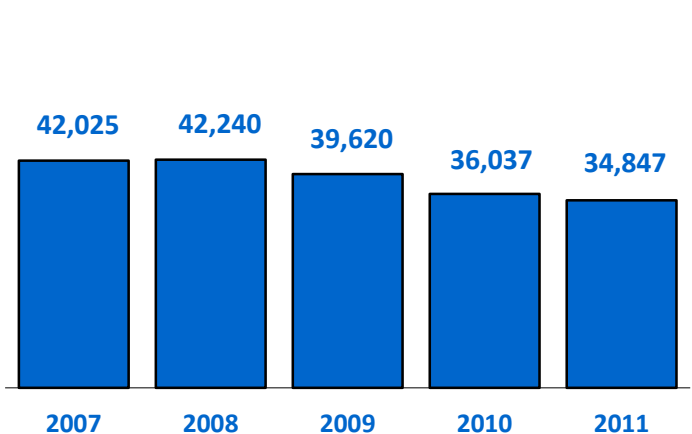
Vehicles:	Four Class 400	Service Hours:	
Service Type:	Dial-a-ride	Monday - Friday	7 a.m. - 5 p.m.
Funding Class:	Rural	Saturday	9 a.m. - 3 p.m.
		Sunday	8 a.m. - 1 p.m.
		Base Fare:	\$1.75 city

System Data

Operating Expenditures



Ridership



PRAIRIE FIVE RIDES



Contact: Ted Nelson
Title: Transportation program manager
Address: 719 Seventh St. N.
P.O. Box 159
City State Zip: Montevideo, MN 56265-0159
Telephone: 320-269-6578
Fax: 320-269-6570
Email: ted.nelson@prairiefive.com
Website: www.prairiefive.com



2011 Highlights

- Collaborated with Montevideo city services to provide rides for clients with disabilities.
- Implemented a one touch call system for the bus driver to improve safety using Bluetooth technology.
- Maintained a reliable, dedicated pool of 44 volunteer drivers.

System Snapshot

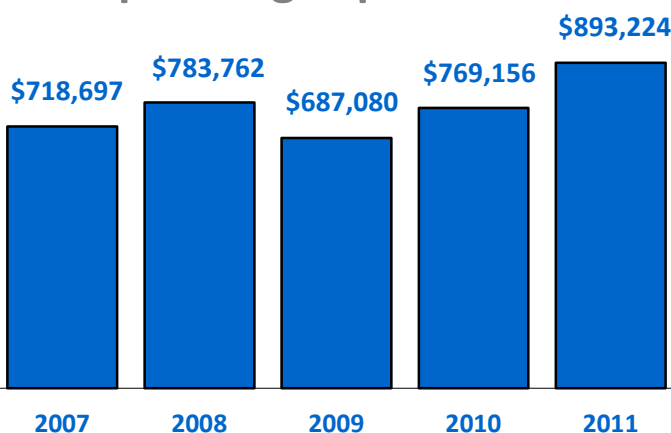
Legal Name: Prairie Five CAC Inc.
Type of Government: CAP
Area Served: Big Stone, Chippewa, Lac Qui Parle, Swift and Yellow Medicine counties
Legislative Senate District: 20
Legislative House District: 20A and 20B
Congressional District: 7

System Characteristics

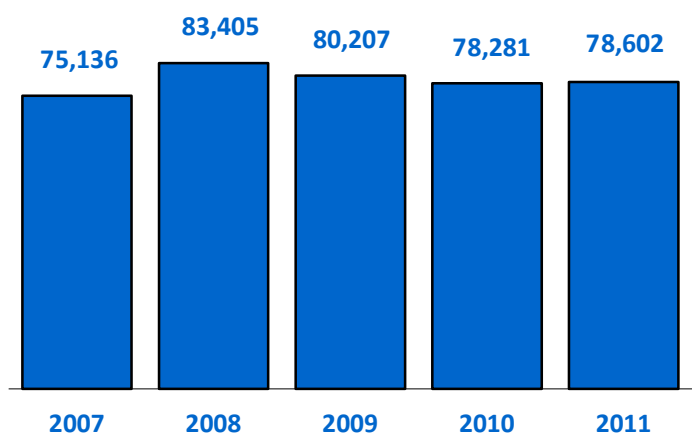
Vehicles: Ten Class 400 and four vans
Service Type: Dial-a-ride
Funding Class: Rural
Service Hours:
Monday - Friday 6 a.m. - 6 p.m.
Saturday - Sunday No service
Base Fare: \$1.50 in cities; 40 cents per mile regional rides

System Data

Operating Expenditures



Ridership



PRAIRIELAND TRANSIT SYSTEM



Contact: Karen DeBoer
Title: Transit director
Address: 1106 Third Ave.
City State Zip: Worthington, MN 56187-2475
Telephone: 507-376-3322
Fax: 507-372-4372
Email: kdeboer@smoc.us
Website: N/A



2011 Highlights

- Negotiated contract to maintain public/private partnership.
- Coordinated with neighboring transit systems to provide out-of-area rides.
- Made transportation available in each Nobles County community five times per week.

System Snapshot

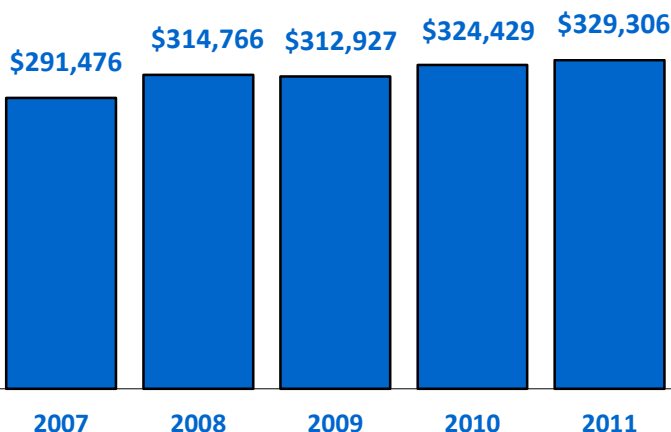
Legal Name: Southwestern Minnesota Opportunity Council Inc.
Type of Government: Non-profit
Area Served: Nobles County
Legislative Senate District: 22
Legislative House District: 22A and 22B
Congressional District: 1

System Characteristics

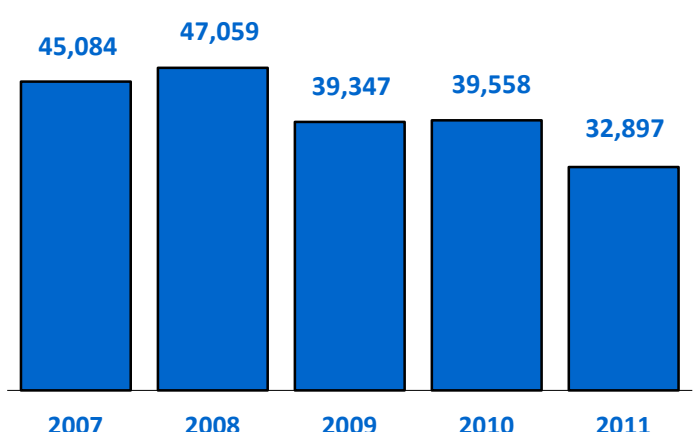
Vehicles: Two Class 400
Service Type: Route deviation and dial-a-ride
Funding Class: Rural
Service Hours:
Monday - Friday 7 a.m. - 6 p.m.
Saturday - Sunday No service
Base Fare: \$2.50 deviated route; \$3 dial-a-ride

System Data

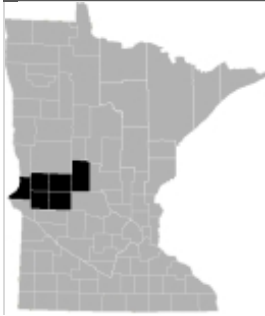
Operating Expenditures



Ridership



RAINBOW RIDER TRANSIT



Contact: Harold Jennissen
Title: Transit director
Address: 249 Poplar Ave., P.O. Box 136
City State Zip: Lowry, MN 56349-4613
Telephone: 320-283-5065
Fax: 320-283-5066
Email: hjenn@runestone.net
Website: www.rainbowriderbus.com



2011 Highlights

- Implemented RouteMatch scheduling and dispatching software in combination with tablets.
- Contracted with Developmental Achievement Centers to transport their clients.
- Purchased three new buses with inside and back up cameras for safety.

System Snapshot

Legal Name: Rainbow Rider Transit Board
Type of Government: Joint Powers Board
Area Served: Douglas, Grant, Pope, Stevens, Traverse and Todd counties
Legislative Senate District: 09, 11 and 13
Legislative House District: 09B, 11A, 11B and 13A
Congressional District: 7

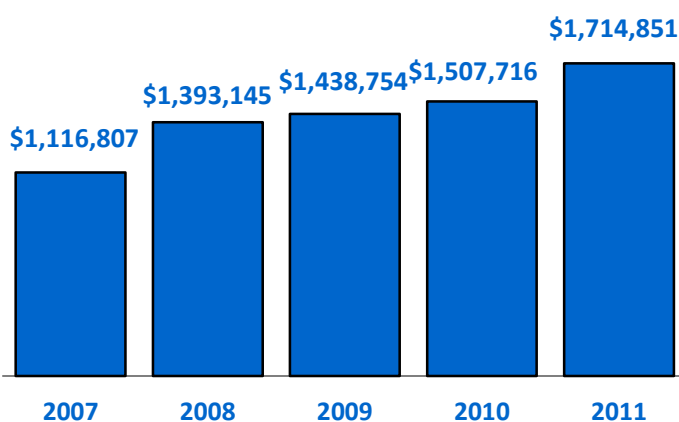
System Characteristics

Vehicles: 31 Class 400, one Class 500 and two minivans
Service Type: Dial-a-ride
Funding Class: Rural

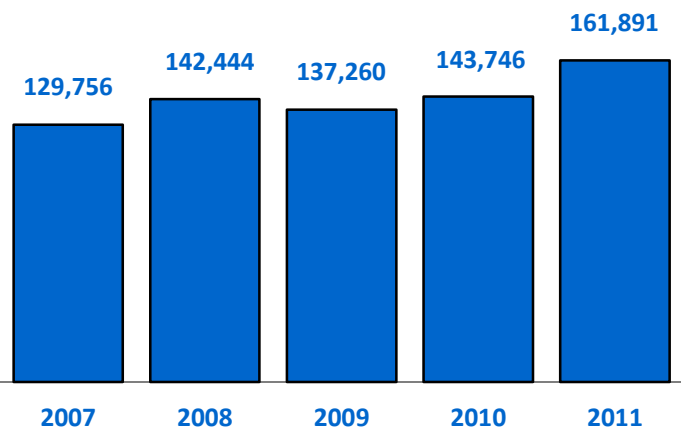
Service Hours:
Monday - Friday 6 a.m. - 6 p.m.
Saturday 8 a.m. - 5 p.m. in Alexandria
all other areas 7:30 a.m. - 4 p.m.
Sunday No service
Base Fare: \$2-\$5

System Data

Operating Expenditures



Ridership



RED LAKE TRANSIT



Contact: Mike Ness
Title: Director
Address: 24415 Highway 1, P.O. Box 95
City State Zip: Red Lake, MN 56671-0095
Telephone: 218-679-2910
Fax: 218-679-4088
Email: rltrans@paulbunyan.net
Website: N/A



2011 Highlights

- Completed and put new garage into service.
- Participated for the first time in the Red Lake Independence Day parade.

System Snapshot

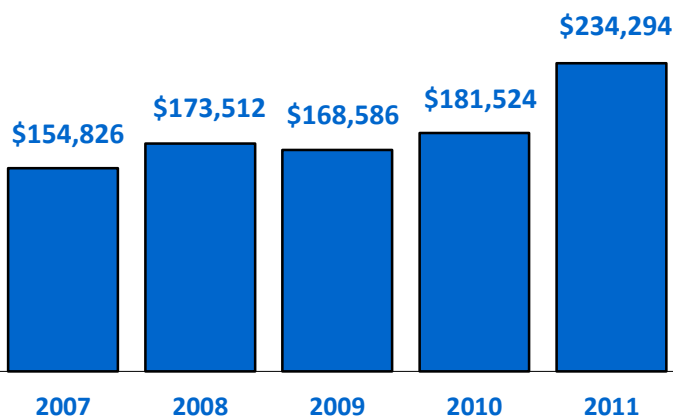
Legal Name: Red Lake Band of the Chippewa
Type of Government: Tribal
Area Served: Red Lake, Redby, Ponemah, Little Rock Community and Bemidji
Legislative District: 04A
Congressional District: 7

System Characteristics

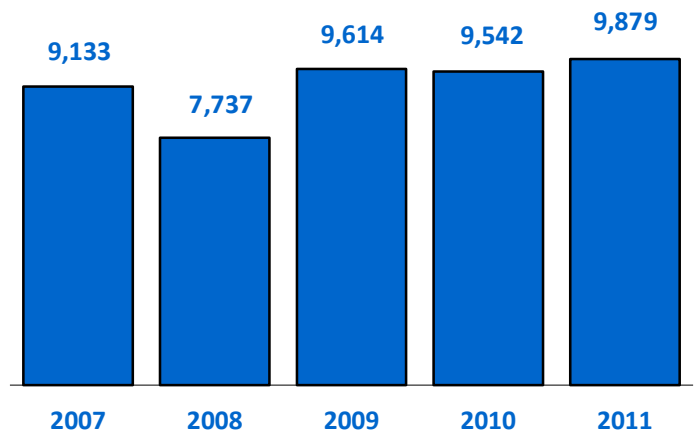
Vehicles*:	One Class 400 bus	Service Hours:	
Service Type:	Deviated fixed route and dial-a-ride	Monday - Friday	6 a.m. - 5 p.m.
		Saturday - Sunday	No service
Funding Class:	Rural	Base Fare:	\$1

System Data

Operating Expenditures*



Ridership*



*Fact Page data represent the MnDOT portion of the Red Lake Nation's Tribal Transit Program. In 2011, the Total Red Lake Nation transit program had operating expenditures of \$527,567, ridership of 39,440 and a total of seven buses.

RENVILLE COUNTY HEARTLAND EXPRESS



Contact: Rachel Schneiderman
Title: Director
Address: 612 E. Lincoln
City State Zip: Olivia, MN 56277-1350
Telephone: 320-523-3589
Fax: 320-523-1043
Email: rachel_s@co.renville.mn.us
Website: www.co.renville.mn.us



2011 Highlights

- Participated in local events to raise awareness of public transportation.
- Increased coordination efforts with other area transportation providers to improve service.
- Purchased a new bus.
- Increased fares Oct. 1, 2011.

System Snapshot

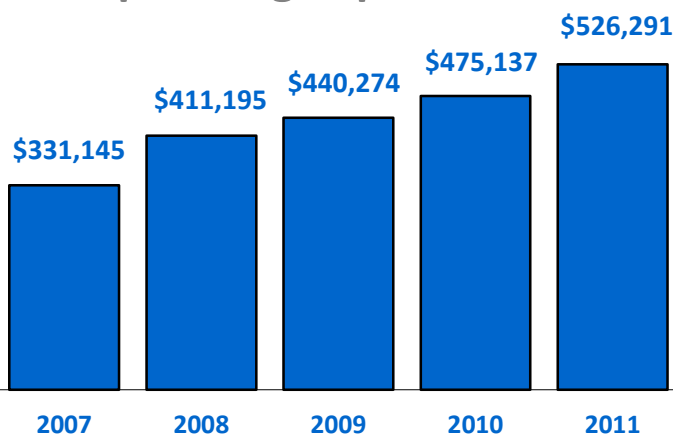
Legal Name: Renville County
Type of Government: County
Area Served: Renville County
Legislative Senate District: 20
Legislative House District: 20B
Congressional District: 7

System Characteristics

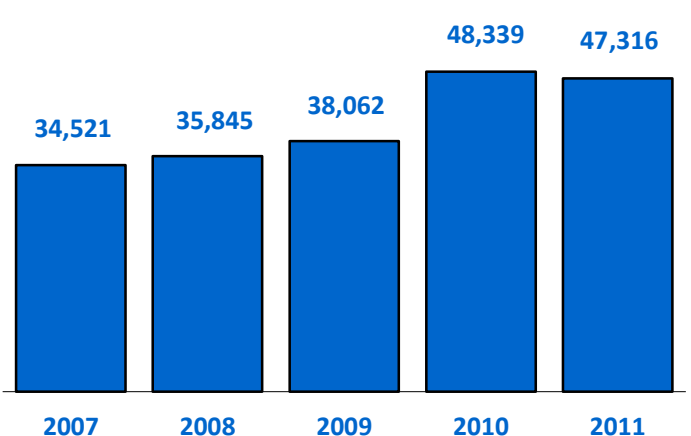
Vehicles:	Seven Class 400	Service Hours:	
Service Type:	Dial-a-ride	Monday - Friday	6:30 a.m. - 5:30 p.m.
Funding Class:	Rural	Saturday - Sunday	No service
		Base Fare:	\$2-\$5

System Data

Operating Expenditures



Ridership



RIVERRIDER PUBLIC TRANSIT



Contact: Chad Gessell
Title: Transit director
Address: 17211 198th Ave NW, P.O. Box 395
City State Zip: Big Lake, MN 55309-4684
Telephone: 763-263-0101
Fax: 763-263-0112
Email: chadg@izoom.net
Website: N/A



2011 Highlights

- Implemented RouteMatch scheduling and dispatching software.
- Standardized deviated route fares to match dial-a-ride fares of \$1.25.

System Snapshot

Legal Name: RiverRider Public Transit
Type of Government: Joint Powers Board
Area Served: Sherburne and Wright counties
Legislative Senate District: 15, 16, 18, 19, 32 and 48
Legislative House District: 15B, 16A, 16B, 18B, 19A, 19B, 32A and 48A
Congressional District: 6

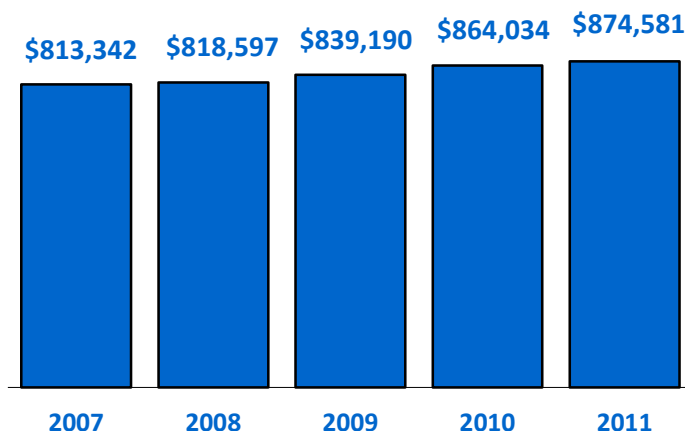
System Characteristics

Vehicles: Seven Class 400 and seven Class 500
Service Type: Deviated route and dial-a-ride
Funding Class: Rural

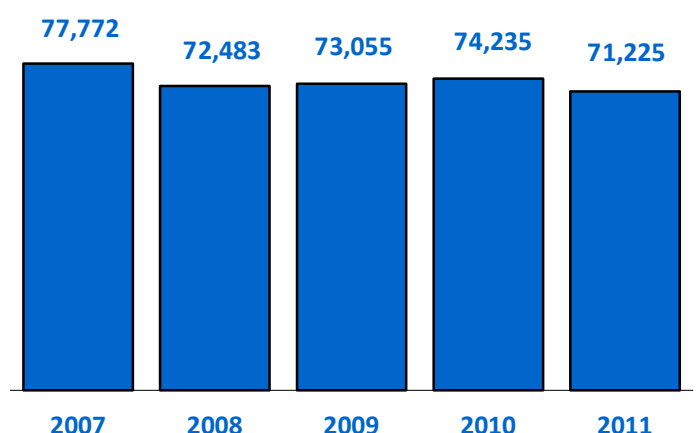
Service Hours:
Monday - Friday 7 a.m. - 5 p.m.
Saturday - Sunday No service
Base Fare: \$1.25

System Data

Operating Expenditures



Ridership



ROCHESTER PUBLIC TRANSIT – REGULAR ROUTE



Contact: Anthony Knauer
Title: Transit & parking manager
Address: 4300 E. River Road NE
City State Zip: Rochester, MN 55906-3708
Telephone: 507-328-2424
Fax: 507-328-2401
Email: tknauer@rochestermn.gov
Website: www.rptride.com



2011 Highlights

- Increased ridership eight percent over 2010.
- Completed construction on the new Transit Operation Center and Maintenance Facility.

System Snapshot

Legal Name: City of Rochester
Type of Government: City
Area Served: Rochester
Legislative District: 29A, 29B, 30A and 30B
Congressional District: 1

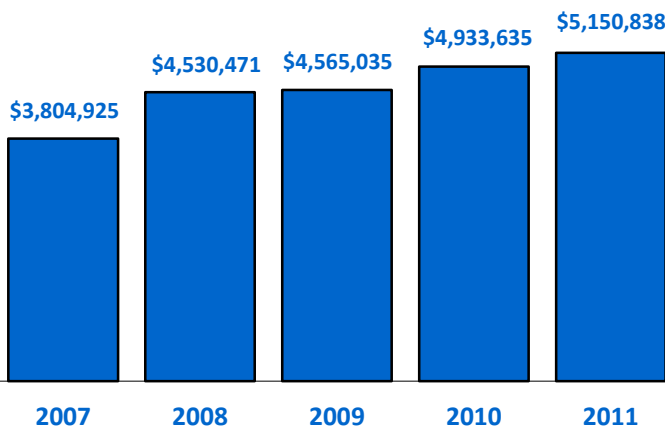
System Characteristics

Vehicles: 43 Class 700
Service Type: Regular route
Funding Class: Urban

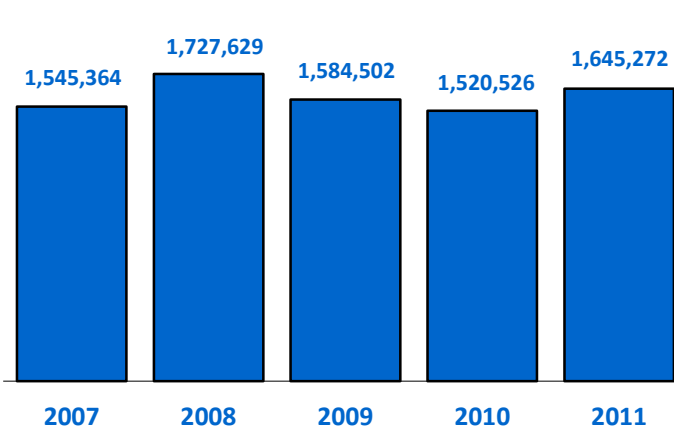
Service Hours:
Monday - Friday 5:30 a.m. - 10 p.m.
Saturday 8:15 a.m. - 6:40 p.m.
Sunday No service
Base Fare: \$2

System Data

Operating Expenditures



Ridership



ROCHESTER DIAL-A-RIDE



Contact: Anthony Knauer
Title: Transit & parking manager
Address: 4300 East River Road N.E.
City State Zip: Rochester, MN 55906-3708
Telephone: 507-328-2424
Fax: 507-328-2401
Email: tknauer@rochestermn.gov
Website: www.rptride.com



2011 Highlights

- Purchased and took delivery of four replacement buses.

System Snapshot

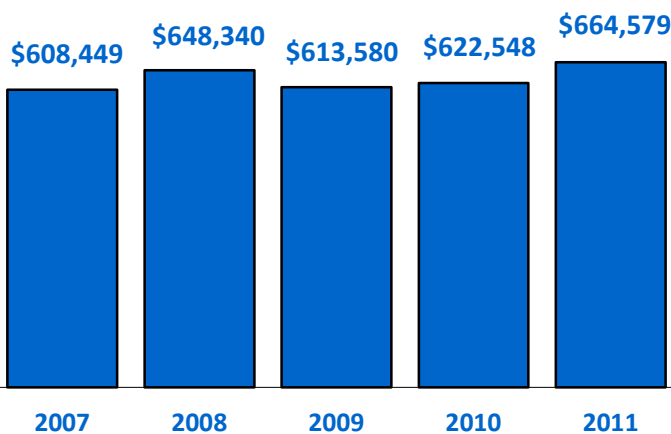
Legal Name: City of Rochester
Type of Government: City
Area Served: Rochester
Legislative District: 29A, 29B, 30A and 30B
Congressional District: 1

System Characteristics

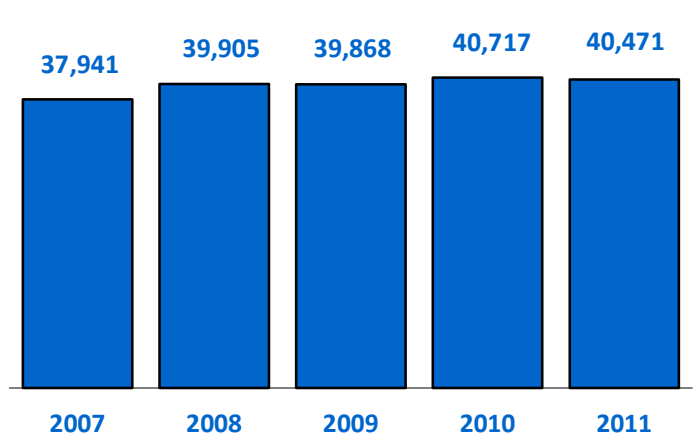
Vehicles:	Six Class 600	Service Hours:	
Service Type:	Dial-a-ride	Monday - Friday	5:30 a.m. - 10 p.m.
Funding Class:	Urban	Saturday	7 a.m. - 7 p.m.
		Sunday	No service
		Base Fare:	\$3

System Data

Operating Expenditures



Ridership



ROCK COUNTY HEARTLAND EXPRESS



Contact: Mark Sehr
Title: Transit director
Address: 1110 N. Blue Mound Ave.
City State Zip: Luverne, MN 56156-0713
Telephone: 507-283-5058
Fax: 507-283-5059
Email: mark.sehr@co.rock.mn.us
Website: www.co.rock.mn.us/heartland_express.html



2011 Highlights

- Recorded an accident-free year.
- Maintained a reliable, dedicated pool of drivers.

System Snapshot

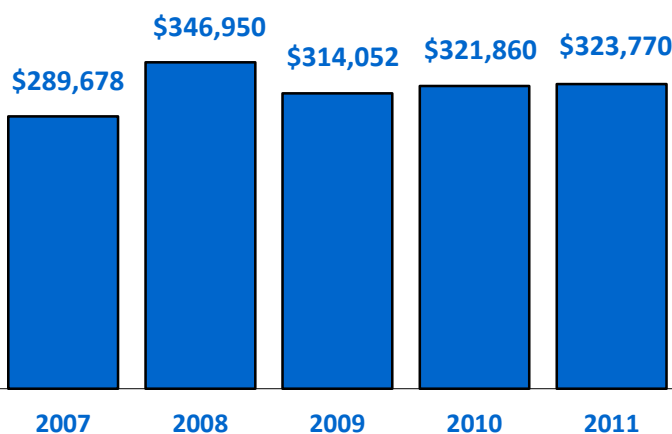
Legal Name: Rock County
Type of Government: County
Area Served: Rock County
Legislative Senate District: 22
Legislative House District: 22A
Congressional District: 1

System Characteristics

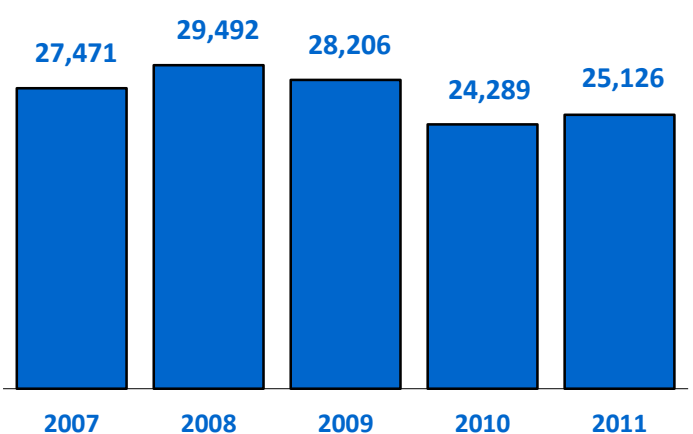
Vehicles:	Three Class 400	Service Hours:	
Service Type:	Dial-a-ride	Monday - Friday	7:30 a.m. - 5 p.m.
Funding Class:	Rural	Saturday	No service
		Sunday	8 a.m. - noon
		Base Fare:	\$2.50-\$6; fee by zone

System Data

Operating Expenditures



Ridership



ST. CLOUD METRO BUS – FIXED ROUTE



Contact: David Tripp
Title: Executive director
Address: 665 Franklin Ave. NE
City State Zip: St. Cloud, MN 56304-0225
Telephone: 320-529-4482
Fax: 320-251-3499
Email: dtripp@stcloudmtc.com
Website: www.ridemetrobus.com



2011 Highlights

- Completed interior renovation and began exterior renovation and expansion of downtown transit center.
- Continued growth of Community Outreach and Travel Training program, funded under New Freedom.
- Held very successful Commuter Challenge campaign.

System Snapshot

Legal Name: St. Cloud Metropolitan Transit Commission
Type of Government: Transit Authority
Area Served: St. Cloud, Sartell, Sauk Rapids and Waite Park
Legislative House District: 14A, 15A and 15B
Congressional District: 6

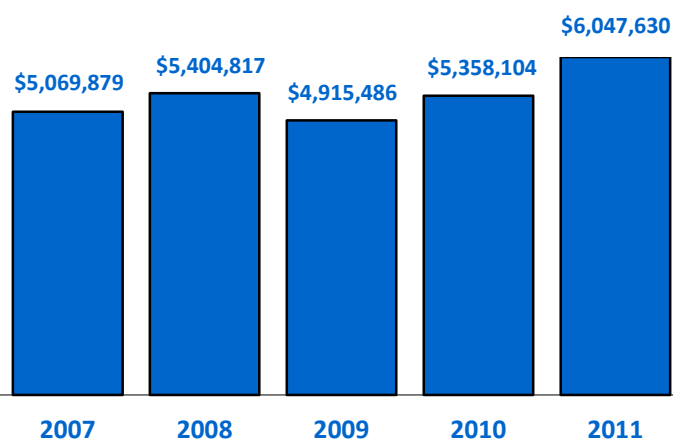
System Characteristics

Vehicles: Two Class 400, 36 Class 700 and one trolley bus
Service Type: Fixed route and route guarantee
Funding Class: Urban

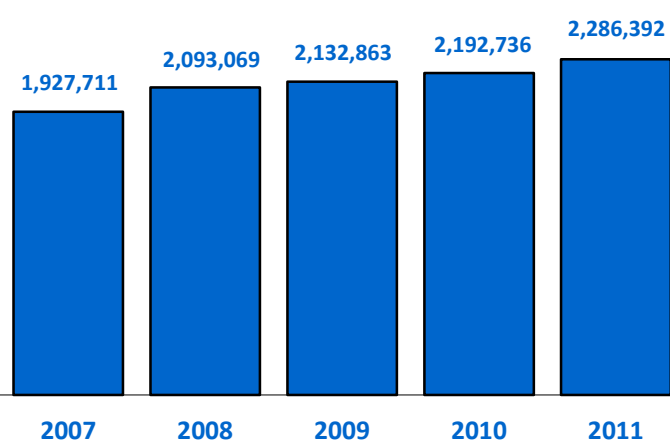
Service Hours:
Monday - Friday 5:25 a.m. - midnight
Saturday 7:45 a.m. - 6:45 p.m.
Sunday 9 a.m. - 6 p.m.
Base Fare: \$1

System Data

Operating Expenditures



Ridership



ST. CLOUD METRO BUS – DIAL-A-RIDE



Contact: David Tripp
Title: Executive director
Address: 665 Franklin Ave. NE
City State Zip: St. Cloud, MN 56304-0225
Telephone: 320-529-4482
Fax: 320-251-3499
Email: dtripp@stcloudmtc.com
Website: www.ridemetrobus.com



2011 Highlights

- Completed the final replacement of an aging dial-a-ride fleet by adding new low-floor ARBOC buses.
- Adjusted service area boundaries to improve efficiency and increase capacity.
- Strengthened Community Outreach and Travel Training program, funded under the federal New Freedom program.

System Snapshot

Legal Name: St. Cloud Metropolitan Transit Commission
Type of Government: Transit Authority
Area Served: Cities of St. Cloud, Sartell, Sauk Rapids and Waite Park
Legislative District: 14A, 15A and 15B
Congressional District: 6

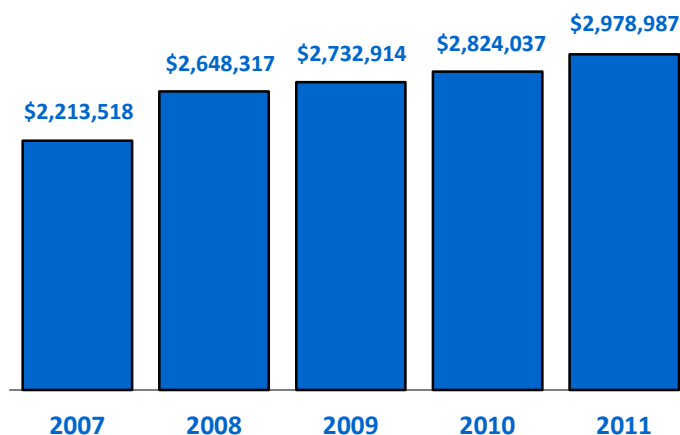
System Characteristics

Vehicles: 17 Class 400 and six Class 600
Service Type: Dial-a-ride
Funding Class: Urban complementary paratransit

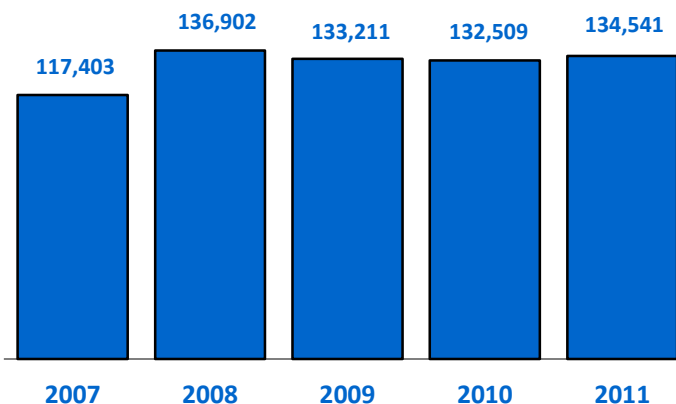
Service Hours:
Monday - Friday 5:30 a.m. - midnight
Saturday 7:45 a.m. - 6:45 p.m.
Sunday 9 a.m. - 6 p.m.
Base Fare: \$2

System Data

Operating Expenditures



Ridership



ST. PETER TRANSIT



Contact: Dwile Kwasniewski
Title: Transit coordinator
Address: 227 S. Front St.
City State Zip: St. Peter, MN 56082-2513
Telephone: 507-934-0717
Fax: 507-934-4917
Email: dwilek@saintpetermn.gov
Website: www.saintpetermn.gov/transit/



2011 Highlights

- Continued strong ridership trends by increasing ridership more than 6 percent from 2010, and more than 55 percent from 2007.
- Added two new drivers to our system.
- Celebrated the retirement of a driver who performed more than 32 years of service.

System Snapshot

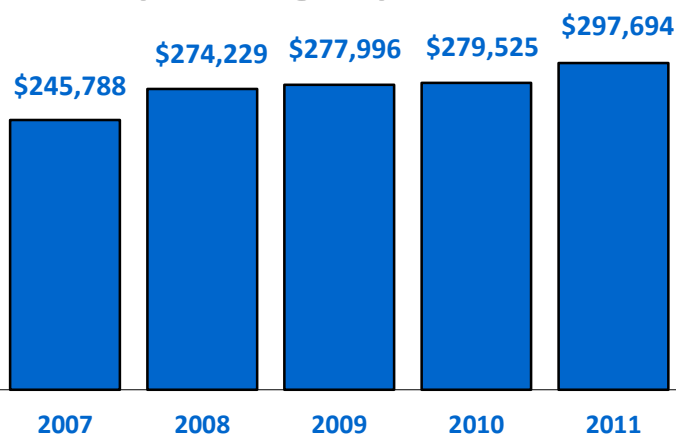
Legal Name: City of St. Peter
Type of Government: City
Area Served: Kasota and St. Peter
Legislative District: 23A and 25A
Congressional District: 1 and 2

System Characteristics

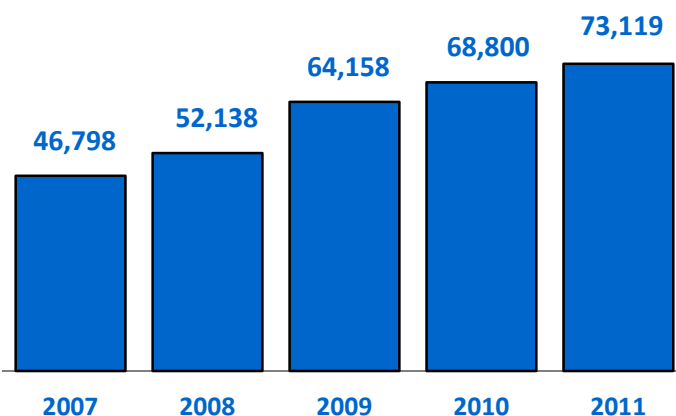
Vehicles:	Three Class 400	Service Hours:	
Service Type:	Dial-a-ride	Monday - Friday	7 a.m. - 8 p.m.
Funding Class:	Small urban	Saturday	10 a.m. - 5 p.m.
		Sunday	No service
		Base Fare:	\$1.75

System Data

Operating Expenditures



Ridership



SEMCAC TRANSPORTATION



Contact: Erlene Welshons
Title: Transportation director
Address: 204 S. Elm St., P.O. Box 549
City State Zip: Rushford, MN 55971-8812
Telephone: 507-864-8238
Fax: 507-864-2440
Email: erlene.welshons@semcac.org
Website: www.semcac.org



2011 Highlights

- Increased ridership by more than 5 percent.
- Driver Duane Beckman won the Driver Choice Award at the 2011 Bus Roadeo.

System Snapshot

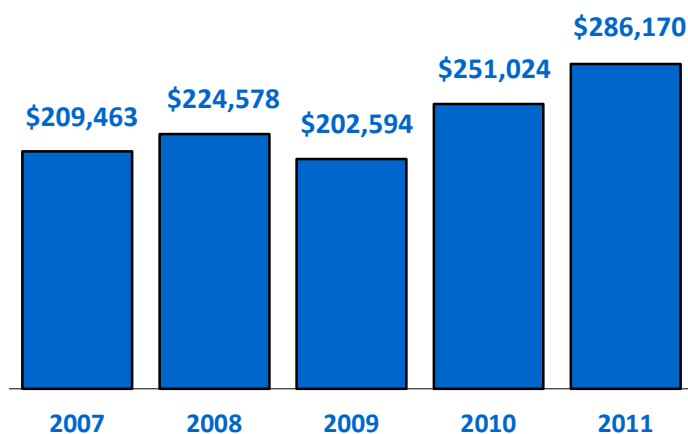
Legal Name: SEMCAC
Type of Government: CAP
Area Served: Dodge, Fillmore, Houston and Winona counties and Blooming Prairie
Legislative Senate District: 27, 28, 29 and 31
Legislative House District: 27B, 28B, 29A, 31A and 31B
Congressional District: 1

System Characteristics

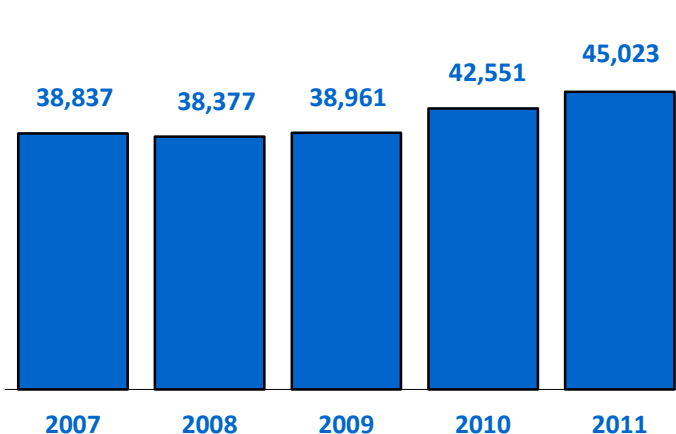
Vehicles: One Class 300 and seven Class 400	Service Hours:
Service Type: Route deviation, dial-a-ride, route guarantee and subscription	Monday - Friday 8 a.m. - 4:30 p.m.
Funding Class: Rural	Saturday - Sunday No service
	Base Fare: \$1.25-\$2.75

System Data

Operating Expenditures



Ridership



STEELE COUNTY AREA TRANSIT (SCAT)



Contact: Melinda Skalicky
Title: Transit coordinator
Address: 630 Florence Ave.
City State Zip: Owatonna, MN 55060-4704
Telephone: 507-444-7508
Fax: 507-451-5947
Email: melinda.skalicky@co.steele.mn.us
Website: www.co.steele.mn.us



2011 Highlights

- Created a Transit Advisory Committee with key members from the community.
- Worked toward creating a deviated route to begin in 2012.
- Worked with community organizations to communicate and receive feedback to improve our system.

System Snapshot

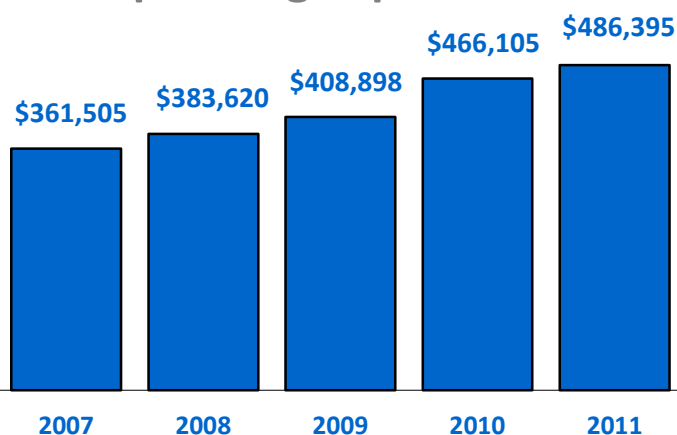
Legal Name: Steele County
Type of Government: County
Area Served: Owatonna and Steele County
Legislative Senate District: 26
Legislative House District: 26A and 26B
Congressional District: 1

System Characteristics

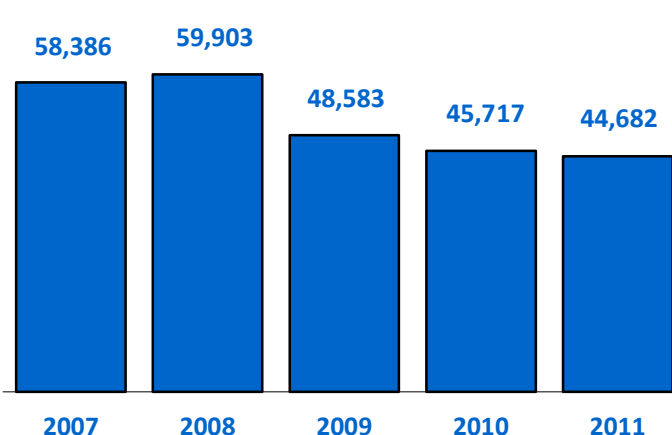
Vehicles:	Four Class 400	Service Hours:	
Service Type:	Route deviation and demand response	Monday - Friday	6 a.m. - 6 p.m.
		Saturday	9 a.m. - 3 p.m.
Funding Class:	Rural	Sunday	7:30 a.m. - 1 p.m.
		Base Fare:	\$1.75-\$2.50

System Data

Operating Expenditures



Ridership



STEWARTVILLE HEARTLAND EXPRESS



Contact: Barbara Neubauer
Title: Finance director
Address: 105 E. First St.
City State Zip: Stewartville, MN 55976-1247
Telephone: 507-533-4745
Fax: 507-533-4746
Email: bneubauer@stewartvillemn.com
Website: www.stewartvillemn.com



2011 Highlights

- Purchased one new bus with Transit Capital Assistance ARRA grant.

System Snapshot

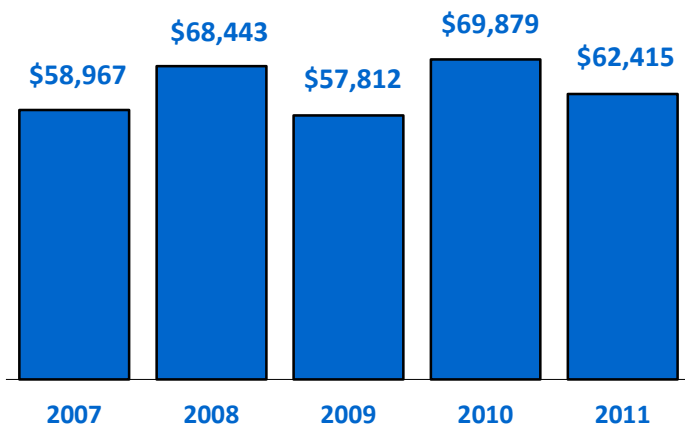
Legal Name: City of Stewartville
Type of Government: City
Area Served: Stewartville
Legislative District: 30B
Congressional District: 1

System Characteristics

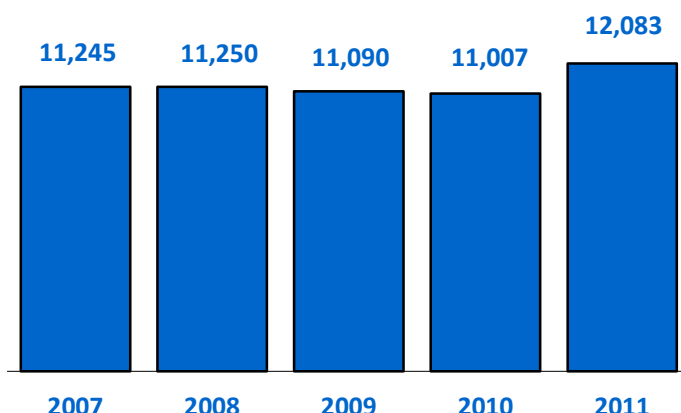
Vehicles:	One Class 400	Service Hours:	
Service Type:	Dial-a-ride	Monday - Friday	8:30 a.m. - 5 p.m.
Funding Class:	Small urban	Saturday - Sunday	No service
		Base Fare:	\$1.50

System Data

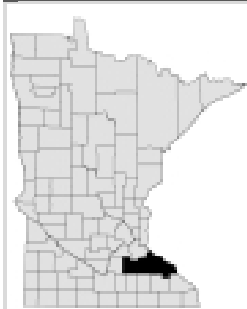
Operating Expenditures



Ridership



THREE RIVERS HIAWATHALAND TRANSIT



Contact: Amy Repinski
Title: Director of transportation
Address: 55049 241st Ave.
City State Zip: Plainview, MN 55964-3202
Telephone: 507-732-8558
Fax: 507-534-9275
Email: amy.repinski@threeriverscap.org
Website: www.threeriverscap.org



2011 Highlights

- Increased ridership to nearly 159,000 in 2011, an increase of 27 percent over 2010.
- Planned for 2012 incorporation of Faribault Flyer and Northfield Transit into Three Rivers Hiawathaland Transit.

System Snapshot

Legal Name: Three Rivers Community Action Inc.
Type of Government: CAP
Area Served: Goodhue, Rice and Wabasha counties
Legislative Senate District: 25, 26, 28, 30 and 36
Legislative House District: 25B, 26B, 28A, 28B, 30B and 36B
Congressional District: 1 and 2

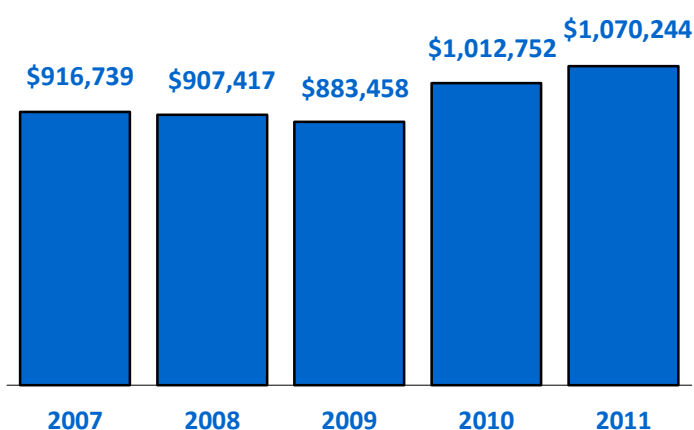
System Characteristics

Vehicles: 21 Class 400 and three Class 500
Service Type: Route deviation and dial-a-ride
Funding Class: Rural

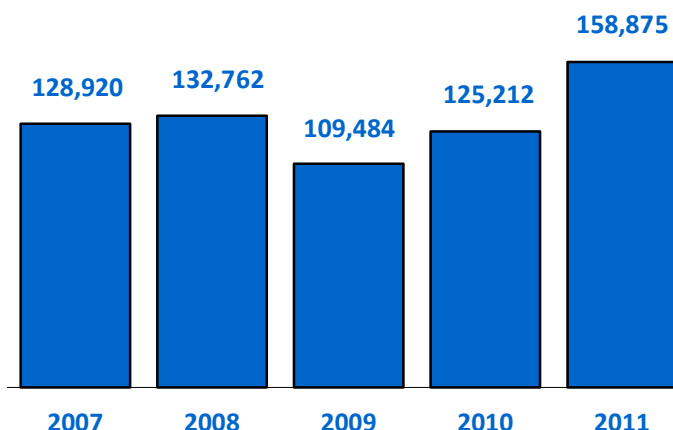
Service Hours:
Monday - Friday 6 a.m. - 6:45 p.m.
Saturday 7 a.m. - 5 p.m.
Sunday No service
Base Fare: \$1.25

System Data

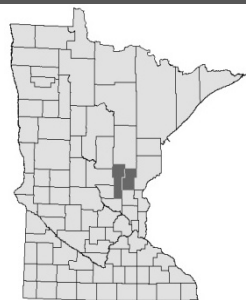
Operating Expenditures



Ridership



TIMBER TRAILS PUBLIC TRANSIT



Contact: Helen Pieper
Title: Transit director
Address: 905 E. Forest Ave., Suite 127
City State Zip: Mora, MN 55051-1632
Telephone: 320-679-6462
Fax: 320-679-6333
Email: helen.pieper@co.kanabec.mn.us
Website: www.timbertrailstransit.com



2011 Highlights

- Increased ridership by 17 percent.
- Worked closely with Industries, Inc. to provide the majority of their transportation for consumers.

System Snapshot

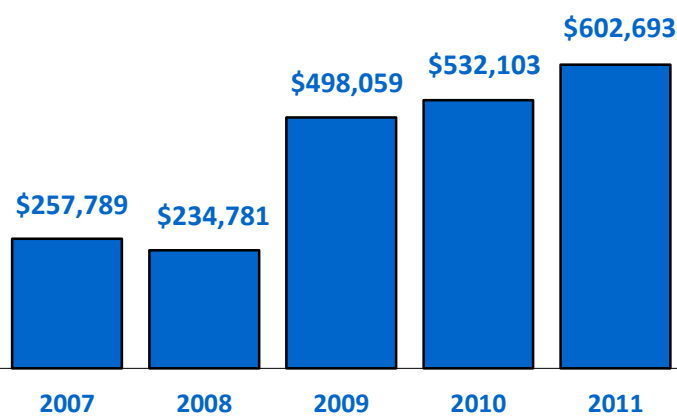
Legal Name: Kanabec County
Type of Government: County
Area Served: Mille Lacs and Kanabec counties
Legislative Senate District: 08 and 16
Legislative House District: 08B and 16A
Congressional District: 8

System Characteristics

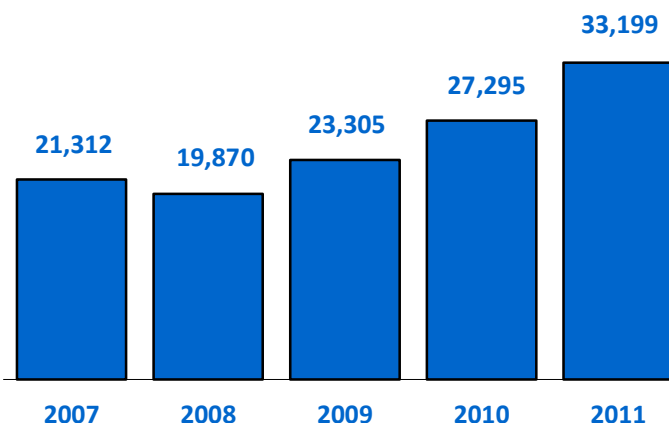
Vehicles:	Five Class 400	Service Hours:	
Service Type:	Demand response	Monday - Friday	7 a.m. - 6 p.m.
Funding Class:	Rural	Saturday - Sunday	No service
		Base Fare:	\$3-\$5

System Data

Operating Expenditures



Ridership



TRAILBLAZER TRANSIT



Contact: Gary Ludwig
Title: Director
Address: 207 W. 11th St.
City State Zip: Glencoe, MN 55336-2037
Telephone: 320-864-1000
Fax: 320-864-1910
Email: gludwig@trailblazertransit.com
Website: www.trailblazertransit.com



2011 Highlights

- Consolidated operations from four transit facilities into one new facility in Glencoe.
- Provided an additional 13,806 work rides (JARC) and 4,907 rides for SMART-Ride (local funding) for a total of 155,778 rides.
- Installed security cameras on buses.

System Snapshot

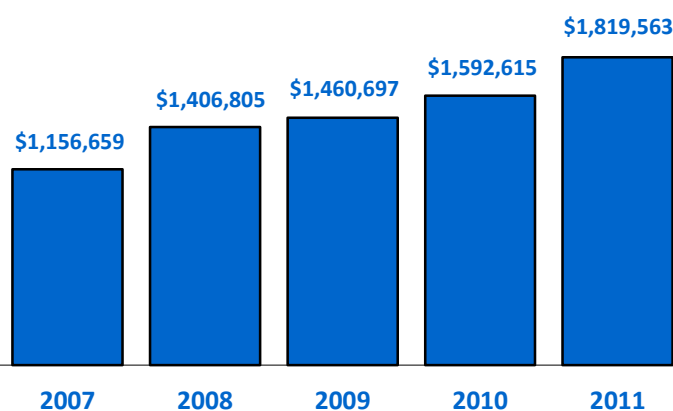
Legal Name: Trailblazer Joint Powers Board
Type of Government: Joint Powers
Area Served: Sibley and McLeod counties
Legislative Senate District: 18, 23 and 25
Legislative House District: 18A, 23A and 25A
Congressional District: 7

System Characteristics

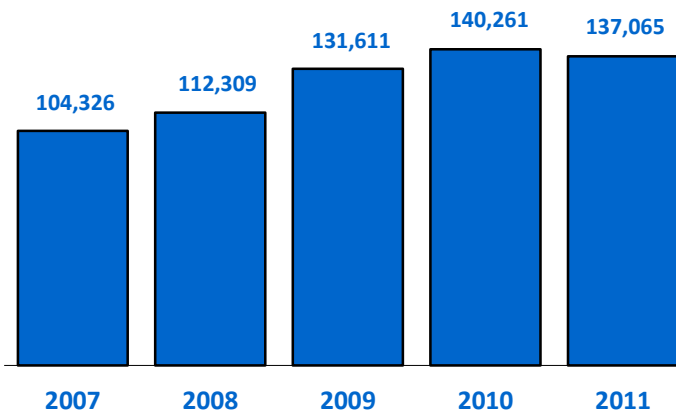
Vehicles: 18 Class 400
Service Type: Dial-a-ride and volunteer
Funding Class: Rural
Service Hours:
Monday - Friday 6:30 a.m. - 5:30 p.m.
Saturday - Sunday No service
Base Fare: \$2

System Data

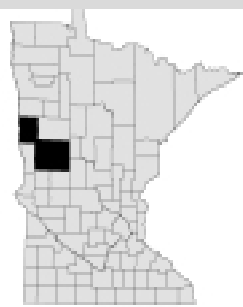
Operating Expenditures



Ridership



TRANSIT ALTERNATIVES



Contact: Daryn Toso
Title: Director, Transportation Services
Address: 1225 North Tower Road
City State Zip: Fergus Falls, MN 56537-1077
Telephone: 218-998-3002
Fax: 218-998-3007
Email: darynt@paiff.org
Website: www.paiff.org



2011 Highlights

- Developed a plan to begin Sunday service in the Moorhead area and a weekly route to Hawley.
- Coordinated with the local volunteer driver system to provide local rides improving local ridership and efficiency as well as saving money for the volunteer driver program.

System Snapshot

Legal Name: Productive Alternatives Inc.
Type of Government: Non-profit
Area Served: Clay and Otter Tail counties
Legislative Senate District: 09 and 10
Legislative House District: 09A, 09B, 10A and 10B
Congressional District: 7

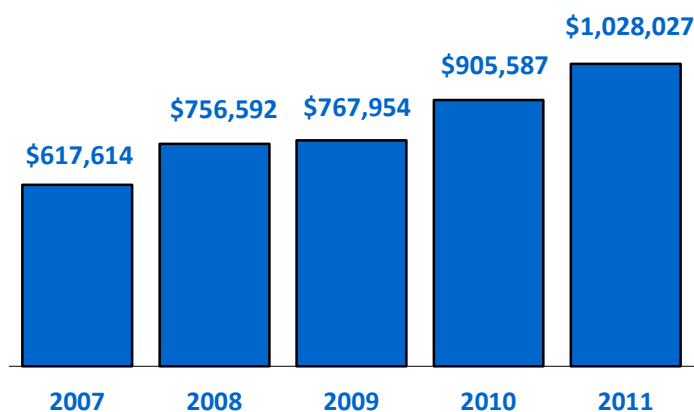
System Characteristics

Vehicles: 12 Class 400 and four Class 500
Service Type: Route deviation, dial-a-ride and subscription
Funding Class: Rural

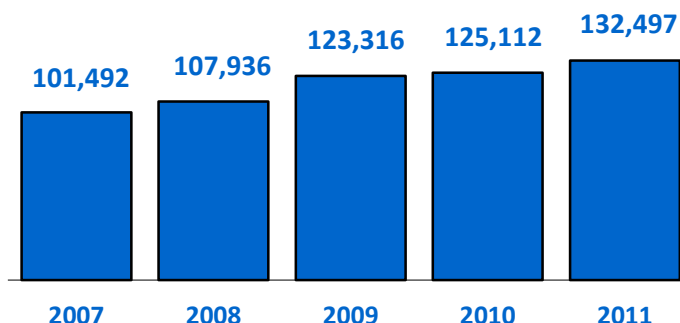
Service Hours:
Monday - Friday 6 a.m. - 6 p.m.
Saturday - Sunday No service
Base Fare: \$1-\$5

System Data

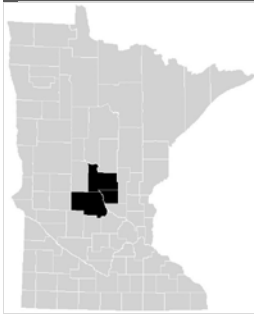
Operating Expenditures



Ridership



TRI-CAP TRANSIT CONNECTION



Contact: Linda Elfstrand
Title: Transportation director
Address: 1200 23rd Ave. S., P.O. Box 683
City State Zip: Waite Park, MN 56387-4527
Telephone: 320-202-7824
Fax: 320-529-4841
Email: linda.elfstrand@tricap.org
Website: www.tricap.org



2011 Highlights

- Began planning for a future bus garage in Little Falls.
- Diversified public passenger demographics to include 23 percent children and students.
- Expanded mobility management into Wright County through the Transportation Resource Center.

System Snapshot

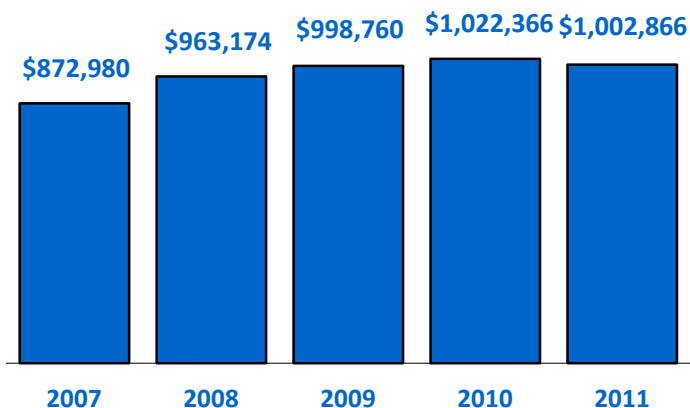
Legal Name: Tri-County Action Program Inc.
Type of Government: CAP
Area Served: Benton, Morrison and Stearns counties
Legislative Senate District: 12, 13, 14, 15 and 16
Legislative House District: 12B, 13A, 14A, 14B, 15A, 15B and 16A
Congressional District: 6, 7 and 8

System Characteristics

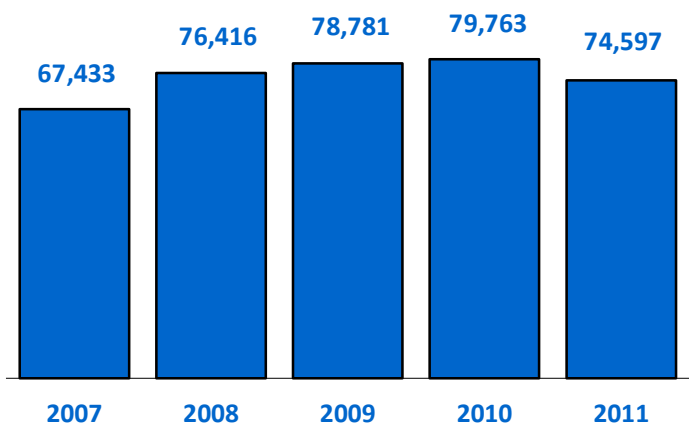
Vehicles:	One Class 300, nine Class 400, two Class 500 and two Class 600	Service Hours:	7 a.m. - 5 p.m.
Service Type:	Flex route and dial-a-ride	Monday - Friday	No service
Funding Class:	Rural	Saturday - Sunday	\$1.25-\$3
		Base Fare:	

System Data

Operating Expenditures



Ridership



TRI-VALLEY HEARTLAND EXPRESS



Contact: Cindy Pic
Title: Transportation program manager
Address: 1345 Fairfax Ave.
City State Zip: Crookston, MN 56716-2044
Telephone: 218-281-0700
Fax: 218-281-0741
Email: cpic@tvoc.org
Website: www.tvoc.org



2011 Highlights

- Began JARC route for Univ. of Minnesota, Crookston campus.
- Continued development of expertise in conducting wheel chair lift repairs.
- Began active participation in developing bus driver training courses. As a result, offered CPR and First Aid to all bus drivers and office staff.

System Snapshot

Legal Name: Tri-Valley Opportunity Council
Type of Government: Non-profit
Area Served: Polk, Norman, Marshall, Pennington, Red Lake and Kittson counties, and Bagley in Clearwater County
Legislative Senate District: 01 and 02
Legislative House District: 01A, 01B, 02A and 02B
Congressional District: 7

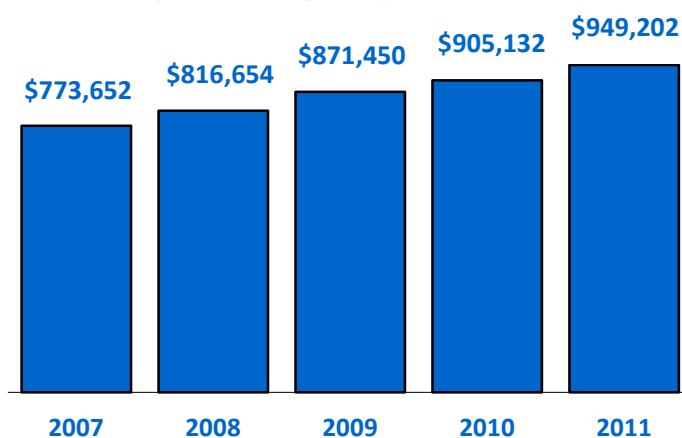
System Characteristics

Vehicles: 13 Class 400 and three Class 500
Service Type: Deviated fixed route and dial-a-ride
Funding Class: Rural

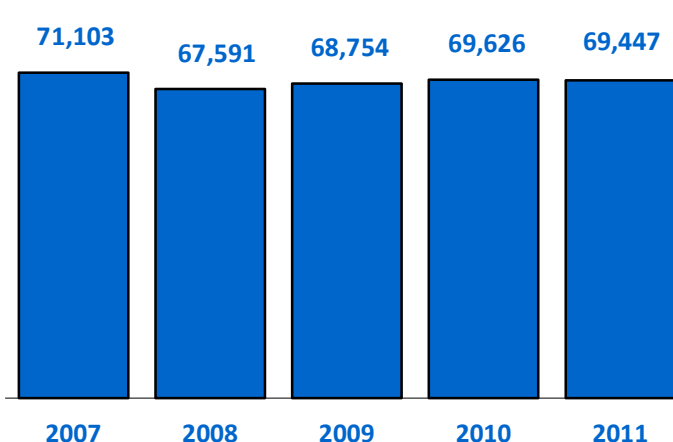
Service Hours:
Monday - Friday 7 a.m. - 5 p.m.
Saturday - Sunday No service
Base Fare: \$1.50 in town

System Data

Operating Expenditures



Ridership



WADENA COUNTY FRIENDLY RIDER TRANSIT



Contact: George Behl
Title: Transit coordinator
Address: 124 First St. SE
City State Zip: Wadena, MN 56482-1571
Telephone: 218-631-5730
Fax: 218-631-7616
Email: george.behl@co.wadena.mn.us
Website: www.co.wadena.mn.us



2011 Highlights

- Increased revenues by placing advertising wraps on two buses.
- Finalized arrangement for Wadena County to begin serving the towns of Bertha and Hewitt in the northern part of Todd County starting Jan. 1, 2012.

System Snapshot

Legal Name: Wadena County Human Services
Type of Government: County
Area Served: Wadena and northern Todd counties
Legislative Senate District: 10 and 11
Legislative House District: 10B and 11B
Congressional District: 8

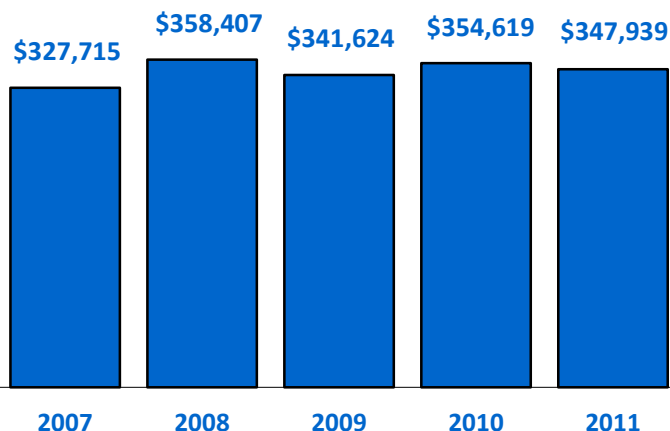
System Characteristics

Vehicles: Four Class 400
Service Type: Route deviation and dial-a-ride
Funding Class: Rural

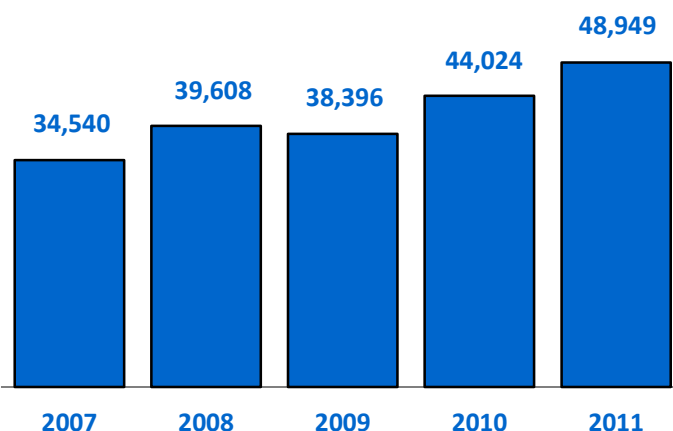
Service Hours:
Monday - Friday 7:15 a.m. - 5:30 p.m.
Saturday 10 a.m. - 2 p.m.
Sunday 8 a.m. - 12:30 p.m.
Base Fare: \$1.25-\$3.75

System Data

Operating Expenditures



Ridership



WATONWAN TAKE ME THERE (TMT)



Contact: Marjorie R. Smith
Title: Transit director
Address: 1304 Seventh Ave. S.
City State Zip: St. James, MN 56081-2439
Telephone: 507-375-7385
Fax: 507-375-1301
Email: marjorie.smith@co.watonwan.mn.us
Website: www.co.watonwan.mn.us



2011 Highlights

- Recorded the highest ridership since beginning public transit services in 1998.
- Exceeded the 15 percent local operating match.
- Retained top-notch drivers another year.

System Snapshot

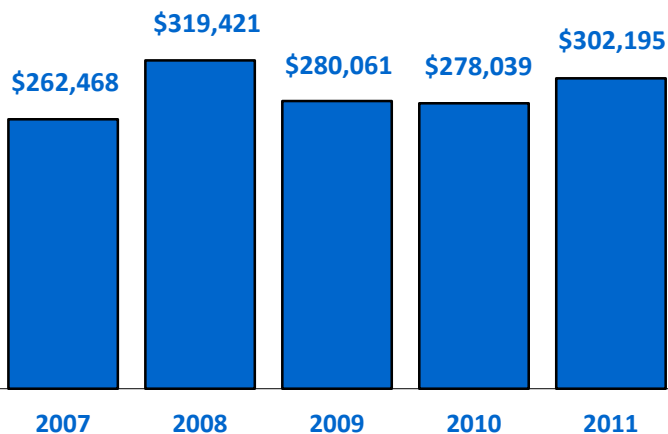
Legal Name: Watonwan County
Type of Government: County
Area Served: Watonwan County and surrounding communities in Blue Earth, Martin, Cottonwood and Brown counties
Legislative Senate District: 21 and 24
Legislative House District: 21B and 24A
Congressional District: 1

System Characteristics

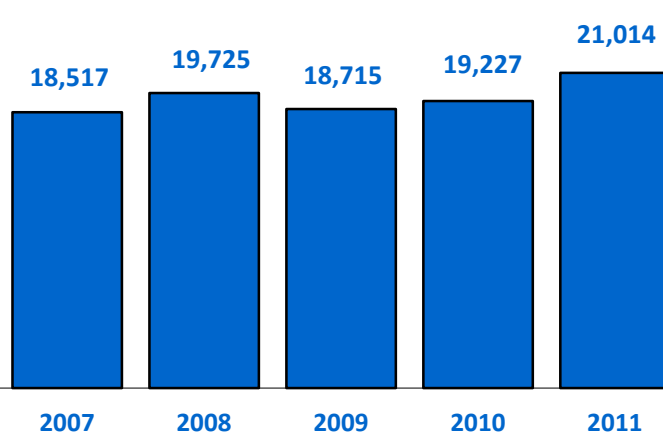
Vehicles: Three Class 400
Service Type: Dial-a-ride and subscription
Funding Class: Rural
Service Hours:
Monday - Friday 6 a.m. - 5 p.m.
Saturday - Sunday No service
Base Fare: \$1.25-\$2.25

System Data

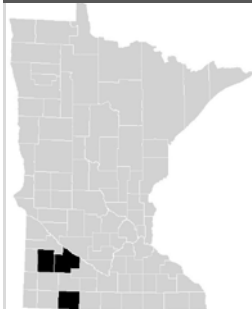
Operating Expenditures



Ridership



WESTERN COMMUNITY ACTION – COMMUNITY TRANSIT



Contact: Cathleen Amick
Title: Transportation director
Address: 1400 S. Saratoga St.
City State Zip: Marshall, MN 56258-3114
Telephone: 507-537-7628 Ext. 1124
Fax: 507-401-3273
Email: cathleen.amick@wcainc.org
Website: www.wcainc.org/transit/



2011 Highlights

- Began partnership with long term care facilities to access 'Let's go Fishing' events.
- Initiated local coordination discussions regarding public transit opportunities for veterans.
- Began the process to create an express route to work in Marshall.

System Snapshot

Legal Name: Western Community Action Inc.
Type of Government: Community Action Program
Area Served: Jackson, Lyon, and Redwood counties and limited service in Cottonwood and Lincoln counties
Legislative Senate District: 21 and 22
Legislative House District: 21A, 21B and 22B
Congressional District: 1 and 7

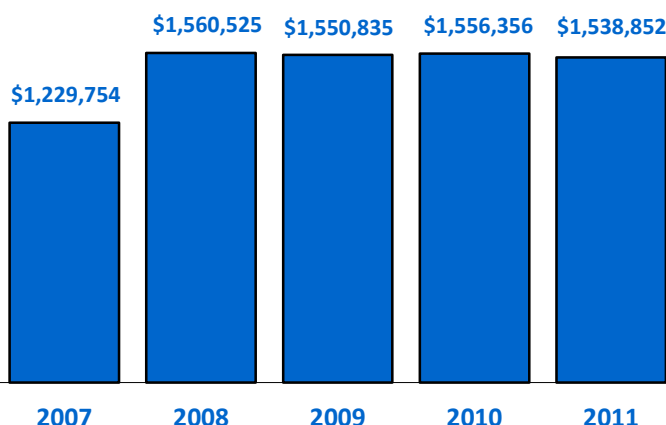
System Characteristics

Vehicles: 20 Class 400
Service Type: Route deviation, dial-a-ride and subscription
Funding Class: Rural

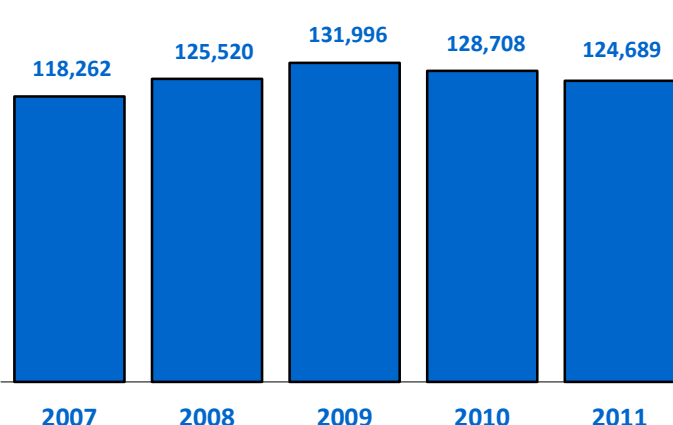
Service Hours:
Monday - Friday 5:45 a.m. - 9 p.m.
Saturday 8:30 a.m. - 6:15 p.m.
Sunday 8 a.m. - 4 p.m.
Base Fare: \$2-\$13

System Data

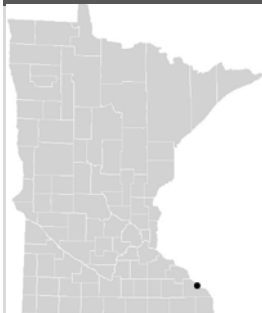
Operating Expenditures



Ridership



WINONA TRANSIT SERVICE



Contact: Monica Hennessy Mohan
Title: City clerk
Address: 207 Lafayette St., P.O. Box 378
City State Zip: Winona, MN 55987-3533
Telephone: 507-457-8200
Fax: 507-457-8285
Email: mhmohan@ci.winona.mn.us
Website: www.cityofwinona-mn.com



2011 Highlights

- Increased ridership by almost 6 percent.
- Installed safety cameras on three buses.
- Continued providing subscription services to Winona State and St. Mary's University.

System Snapshot

Legal Name: City of Winona
Type of Government: City
Area Served: Winona and Goodview
Legislative District: 31A and 28B
Congressional District: 1

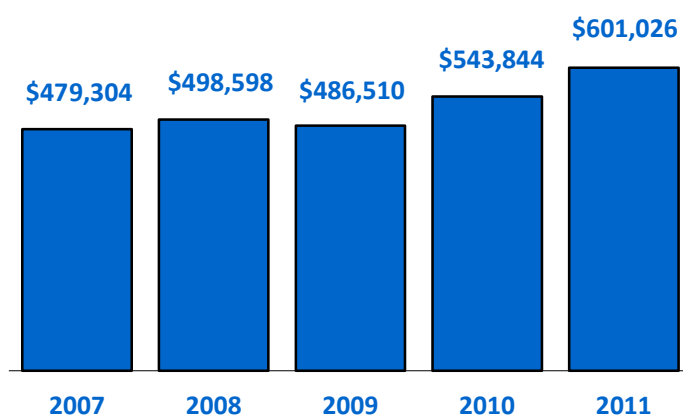
System Characteristics

Vehicles: Seven Class 600
Service Type: Route deviation and subscription
Funding Class: Small urban

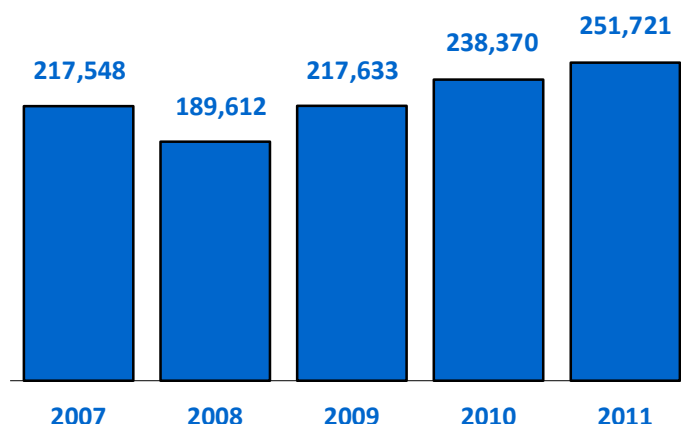
Service Hours:
Monday - Friday 6 a.m. - 6:15 p.m.
Saturday - Sunday No service
Base Fare: \$1; 30 cents for deviations

System Data

Operating Expenditures



Ridership



LAKER LINES



Contact: Jane Kansier
Title: Assistant city manager
Address: 4646 Dakota St. SE
City State Zip: Prior Lake, MN 55372
Telephone: 952-447-9812 or 952-496-8800
Fax: 952-447-4245
Email: jkansier@cityofpriorlake.com
Website: www.cityofpriorlake.com



2011 Highlights

- Saw a 17 percent increase in commuter express ridership in 2011. (Prior Lake Laker Lines and Shakopee Transit, partnering as BlueXpress)
- Continued construction on the Eagle Creek Transit Station, a 550-stall park and ride.
- Began planning and design for the Marshall Road Transit Station.

System Snapshot

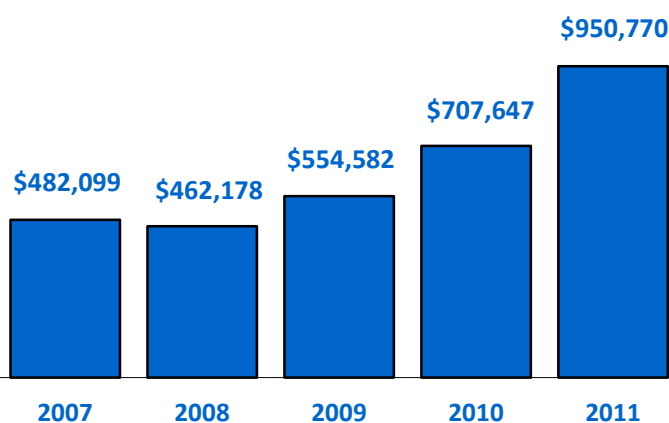
Legal Name: City of Prior Lake
Type of Government: City
Area Served: Prior Lake, Shakopee, Savage and Scott County
Legislative District: 35A
Congressional District: 2

System Characteristics

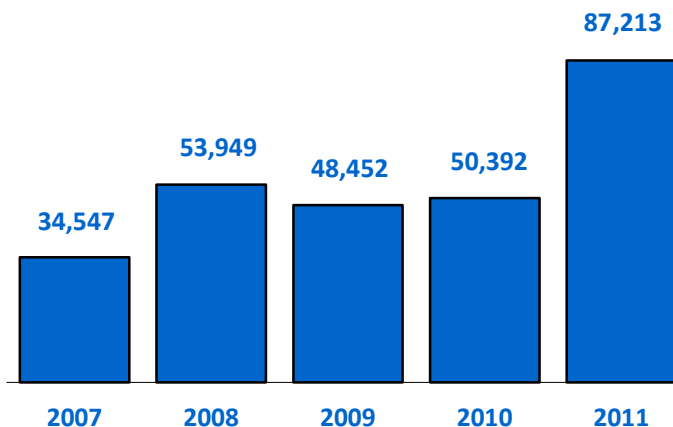
Vehicles: Five Class 700
Service Type: Commuter, local circulator and shuttle service
Service Hours:
Monday - Friday 6 a.m. - 7 p.m.
Saturday - Sunday No service
Base Fare: \$3 express; \$2 local laker link

System Data

Operating Expenditures



Ridership



MAPLE GROVE TRANSIT



Contact: Michael Opatz
Title: Transit administrator
Address: 12800 Arbor Lakes Parkway, P.O. Box 1180
City State Zip: Maple Grove, MN 55369
Telephone: 763-494-6005
Fax: 763-494-6421
Email: mopatz@ci.maple-grove.mn.us
Website: www.maplegrovetransit.org



2011 Highlights

- Opened the climate- controlled waiting station for the new 500-stall Parkway Station park-and-ride facility with 70 percent of spaces full in its first year of operation.
- Deployed another four 45-passenger coach style buses for a total of seven in the fleet.

System Snapshot

Legal Name: City of Maple Grove
Type of Government: City
Area Served: Maple Grove
Legislative District: 32A and 32B
Congressional District: 3

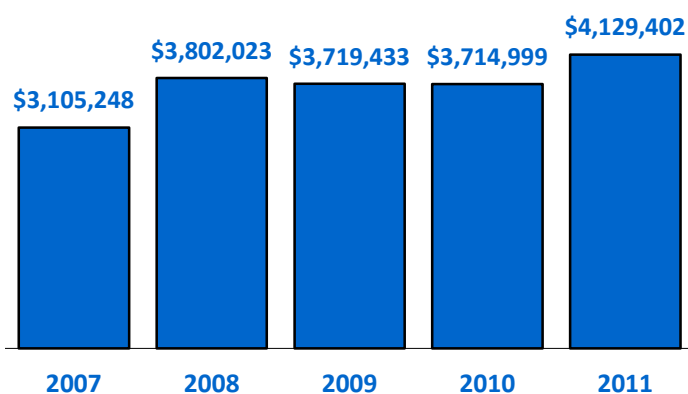
System Characteristics

Vehicles: Five Class 400 and 35 Class 700
Service Type: Commuter express and dial-a-ride

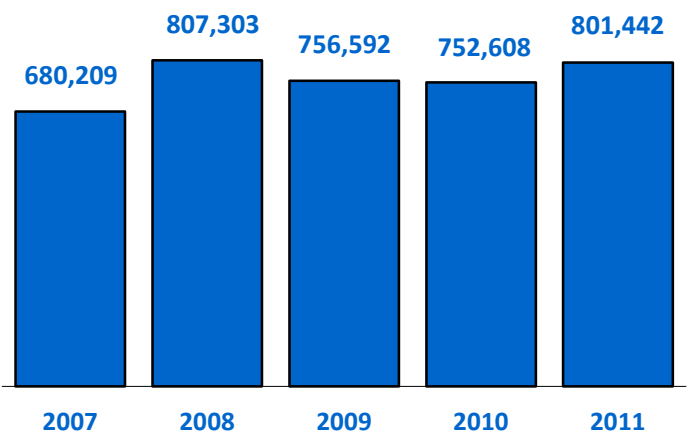
Service Hours:
Monday - Friday 5:50 a.m. - 7:07 p.m.
Saturday (Dial-A-Ride Only) 8 a.m. - 4:30 p.m.
Sunday No service
Base Fare: \$3 express; \$1.75 dial-a-ride

System Data

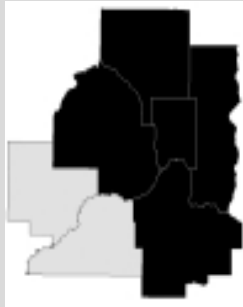
Operating Expenditures



Ridership



METRO MOBILITY



Contact: Paul Colton
Title: Senior manager
Address: 390 Robert St. N.
City State Zip: St. Paul, MN 55101-1664
Telephone: 651-602-1668
Fax: 651-602-1660
Email: paul.colton@metc.state.mn.us
Website: www.metrocouncil.org



2011 Highlights

- Increased ridership 6.68 percent over 2010.
- Had no statistically measurable denial rate in 2011.
- Implemented tools to better schedule and track rides that fall within the ADA federally mandated service area (72 percent) and rides that fall outside of this area but still in Metro Mobility's service area (28 percent).

System Snapshot

Legal Name: Metropolitan Council-Metro Mobility
Type of Government: Regional
Area Served: Anoka, Dakota, Hennepin, Ramsey and Washington counties
Legislative Senate/House District: Metro
Congressional District: 2, 3, 4, 5 and 6

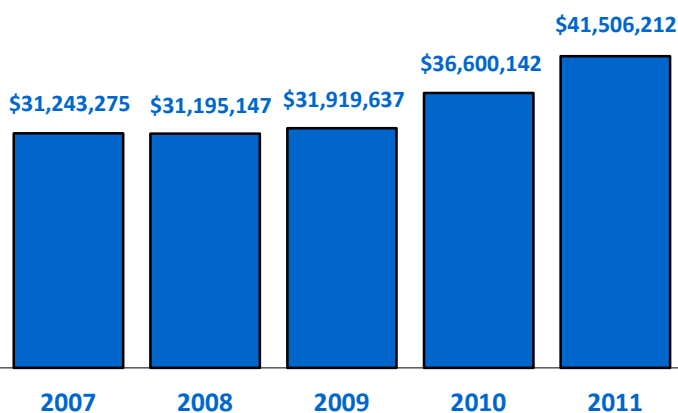
System Characteristics

Vehicles: 274 Metropolitan Council owned conventional Class 300 buses, 25 hybrid electric Class 300 buses and 40 full size sedans
Service Type: Dial-a-ride

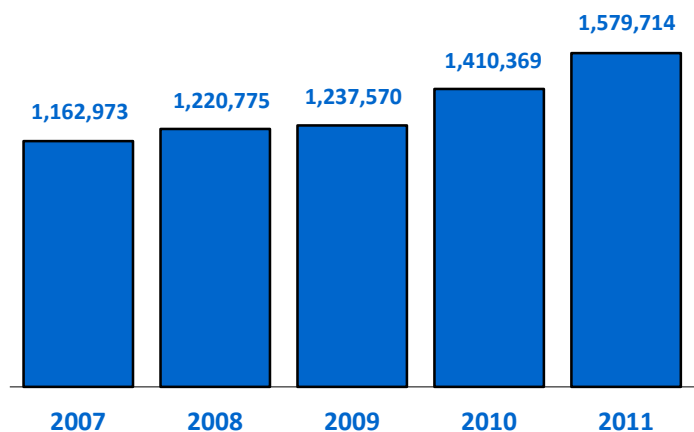
Service Hours:
Monday - Friday *12-24 hours a day
Saturday *8-24 hours a day
Sunday *8-24 hours a day
 *Based on fixed route local service
Base Fare: \$3 off-peak; \$4 peak

System Data

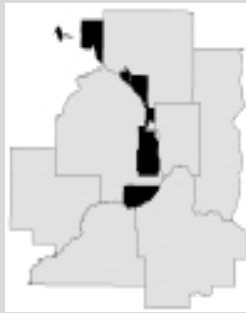
Operating Expenditures



Ridership



METRO TRANSIT – COMMUTER RAIL



Contact: Brian Lamb
Title: General manager
Address: 560 Sixth Ave. N.
City State Zip: Minneapolis, MN 55411
Telephone: 612-373-3333
Fax: 612-349-7503
Email: brian.lamb@metrotransit.org
Website: www.metrotransit.org



2011 Highlights

- Grew weekday ridership on the Northstar Commuter Rail 7 percent from 2010.
- Approved plans for a station in Ramsey, the seventh on the Northstar line. The station is anticipated to open in late 2012.
- Ran trains on schedule 96.2 percent of the time.

System Snapshot

Legal Name: Metro Transit
Type of Government: Regional
Commuter/Light Rail Area Served: Minneapolis, Fridley, Anoka, Coon Rapids, Elk River, Big Lake and Bloomington
Legislative District: 16B, 40B, 41B, 47A, 47B, 48A, 48B, 49B, 50A, 50B, 51B, 58A, 58B, 59A, 59B, 60A, 60B, 61A, 61B, 62A, 62B, 63A and 63B
Congressional District: 3, 5 and 6

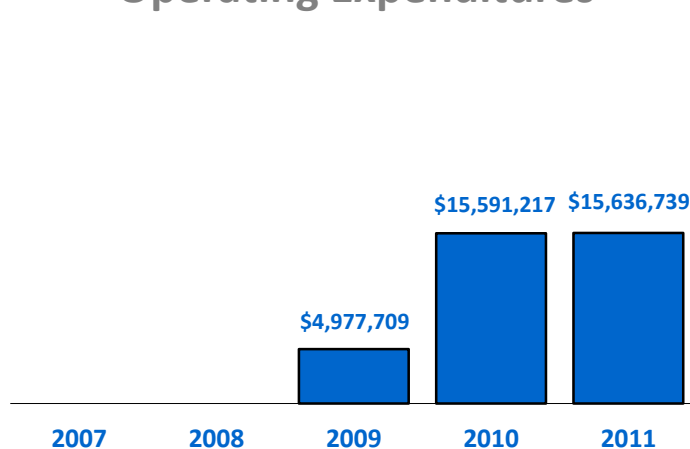
System Characteristics

Vehicles: 18 commuter rail cars and 6 commuter rail locomotives
Service Type: Fixed route

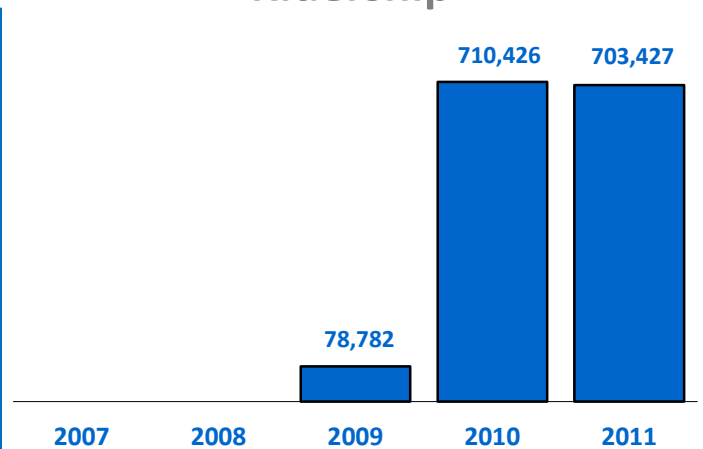
Northstar Service Hours:
Monday – Sunday: Visit metrotransit.org/northstar for service hours
Northstar Base Fare: Visit metrotransit.org/northstar for fares

System Data

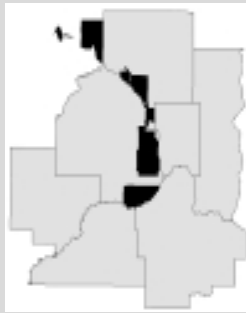
Operating Expenditures



Ridership



METRO TRANSIT – LIGHT RAIL



Contact: Brian Lamb
Title: General manager
Address: 560 Sixth Ave. N.
City State Zip: Minneapolis, MN 55411
Telephone: 612-373-3333
Fax: 612-349-7503
Email: brian.lamb@metrotransit.org
Website: www.metrotransit.org



2011 Highlights

- Achieved the second highest ridership in the line's seven year history.
- Increased daily commuter ridership with average weekday ridership exceeding projections for the year 2020 by 27 percent.
- Ran on schedule 94.7 percent of the time.

System Snapshot

Legal Name: Metro Transit
Type of Government: Regional
Light Rail Area Served: Minneapolis, Fridley, Anoka, Coon Rapids, Elk River, Big Lake and Bloomington
Legislative District: 16B, 40B, 41B, 47A, 47B, 48A, 48B, 49B, 50A, 50B, 51B, 58A, 58B, 59A, 59B, 60A, 60B, 61A, 61B, 62A, 62B, 63A and 63B
Congressional District: 3, 5 and 6

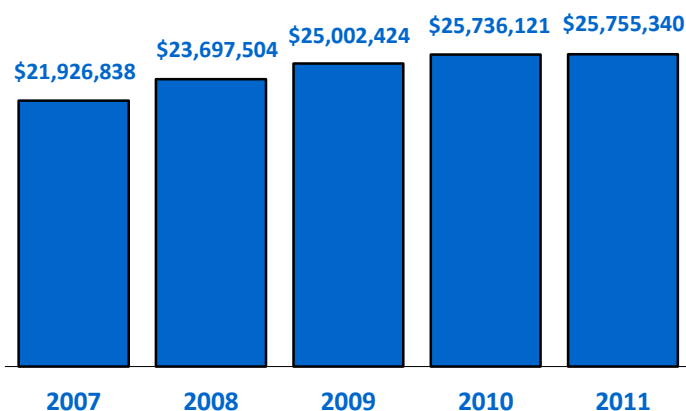
System Characteristics

Vehicles: 27 light rail cars
Service Type: Fixed route

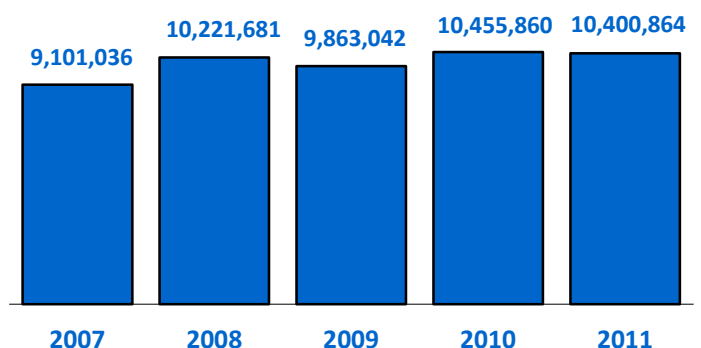
Hiawatha Line Service Hours:
Monday – Sunday: 4 a.m. to 2 a.m.
Hiawatha Line Base Fare: \$1.75 off-peak local, \$2.25 peak local/off peak express and \$3 peak express

System Data

Operating Expenditures



Ridership



METRO TRANSIT – REGULAR ROUTE BUS



Contact: Brian Lamb
Title: General manager
Address: 560 Sixth Ave. N.
City State Zip: Minneapolis, MN 55411
Telephone: 612-373-3333
Fax: 612-349-7603
Email: brian.lamb@metrotransit.org
Website: www.metrotransit.org



2011 Highlights

- Recorded a 2.3 percent improvement in the on-street reliability of its bus service.
- Increased the miles between maintenance road calls from 5,988 in 2010 to 6,128 in 2011. Over the past five calendar years, bus reliability is up 35 percent.

System Snapshot

Legal Name: Metro Transit
Type of Government: Regional
Area Served: Anoka, Dakota, Hennepin, Ramsey and Washington counties
Legislative Senate/House District: Metro
Congressional District: 2, 3, 4, 5 and 6

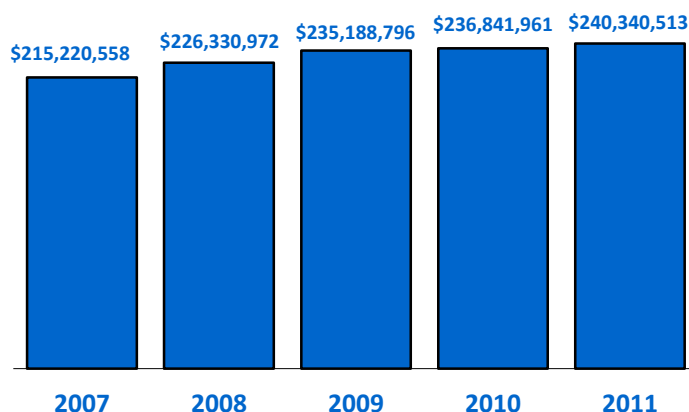
System Characteristics

Vehicles: 740 40-foot buses, 166 60-foot articulated buses and 26 coach-style buses
Service Type: Fixed route

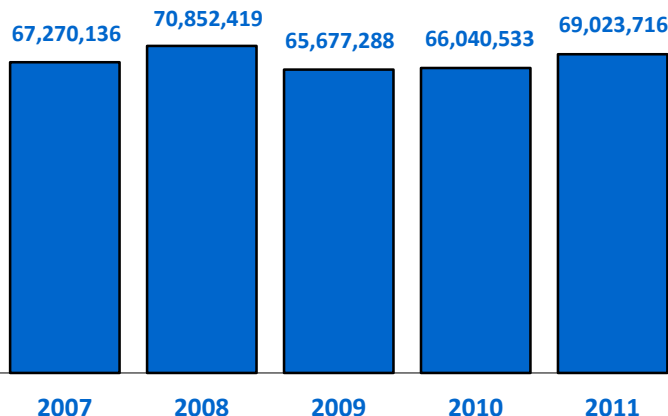
Service Hours: 24 hours per day
Monday - Sunday
Base Fare: \$1.75 off-peak local, \$2.25 peak local/off peak express and \$3 peak express

System Data

Operating Expenditures



Ridership



METROPOLITAN COUNCIL CONTRACTED SERVICES – REGULAR ROUTE BUS



Contact: John Harper
Title: Manager, Contracted Transit Services
Address: 390 Robert St. N.
City State Zip: St. Paul, MN 55101
Telephone: 651-602-1744
Fax: 651-602-1739
Email: john.harper@metc.state.mn.us
Website: www.metrocouncil.org



2011 Highlights

- Increased ridership 2 percent and achieved highest ridership in program history.

System Snapshot

Legal Name: Metropolitan Council-Metropolitan Transportation Services
Type of Government: Regional
Area Served: Anoka, Carver, Dakota, Hennepin, Ramsey, Scott and Washington counties
Legislative Senate/House District: Metro
Congressional District: 2, 3, 4, 5 and 6

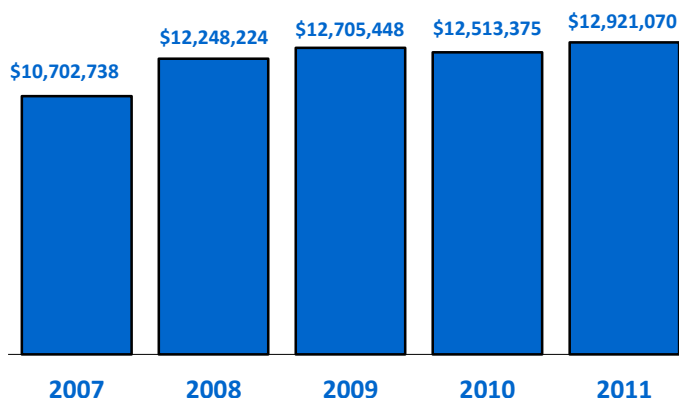
System Characteristics

Vehicles: 30 Class 400 and 69 Class 700
Service Type: Regular route

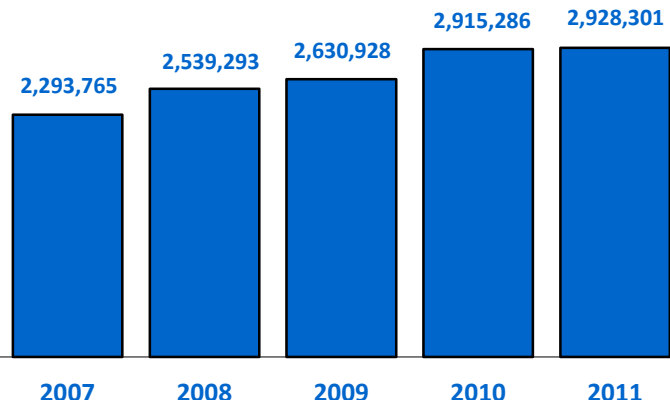
Service Hours:
Monday - Friday 5:30 a.m. - 11:30 p.m.
Saturday 6 a.m. - 11:00 p.m.
Sunday 7 a.m. - 9:30 p.m.
Base Fare: \$1.75-\$3

System Data

Operating Expenditures



Ridership



METROPOLITAN COUNCIL CONTRACTED SERVICES - TRANSIT LINK



Contact: John Harper
Title: Manager, Contracted Transit Services
Address: 390 Robert St. N.
City State Zip: St. Paul, MN 55101
Telephone: 651-602-1744
Fax: 651-602-1739
Email: john.harper@metc.state.mn.us
Website: www.transitlinktc.org



2011 Highlights

- Refined policies and procedures for the program.

System Snapshot

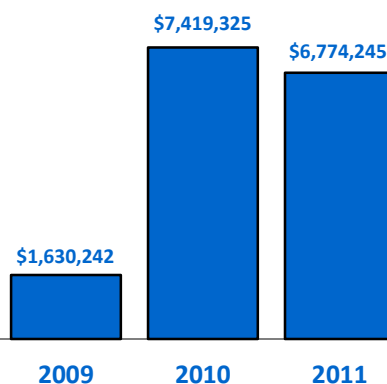
Legal Name: Metropolitan Council-Metropolitan Transportation Services
Type of Government: Regional
Area Served: Anoka, Carver, Dakota, Hennepin, Ramsey, Scott and Washington counties
Legislative Senate/House District: Metro
Congressional District: 2, 3, 4, 5 and 6

System Characteristics

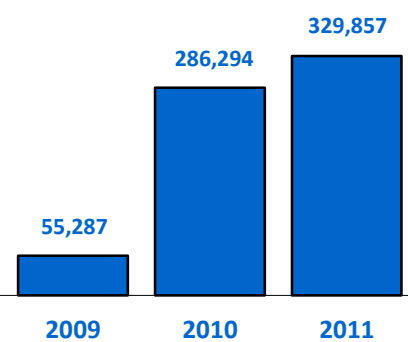
Vehicles: 75 Class 400
Service Type: Dial-a-ride
Service Hours:
Monday - Friday 6 a.m. - 7 p.m.
Saturday Varies by community
Base Fare: \$2.25

System Data

Operating Expenditures



Ridership



METROPOLITAN COUNCIL CONTRACTED SERVICES – METRO VANPOOL



Contact: Randy Rosvold
Title: Sr. Project Administrator
Address: 390 Robert St. N.
City State Zip: St. Paul, MN 55101
Telephone: 651-602-8267
Fax: 651-602-1739
Email: vanpool@metc.state.mn.us
Website: www.metrotransit.org/vanpool



2011 Highlights

- Changed the program name to Metro Vanpool (formerly Van-GO!).
- Procured a new five-year contract for van leases and support services.
- Implemented Green Ride, a new vanpool matching and reporting software.

System Snapshot

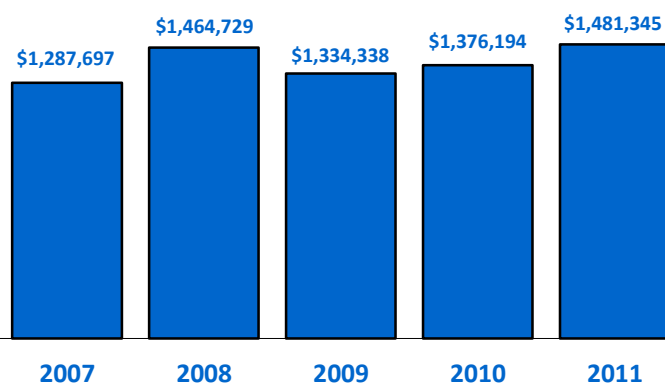
Legal Name: Metropolitan Council-Metropolitan Transportation Services
Type of Government: Regional
Area Served: Anoka, Carver, Dakota, Hennepin, Ramsey, Scott and Washington counties
Legislative Senate/House District: Metro
Congressional District: 2, 3, 4, 5 and 6

System Characteristics

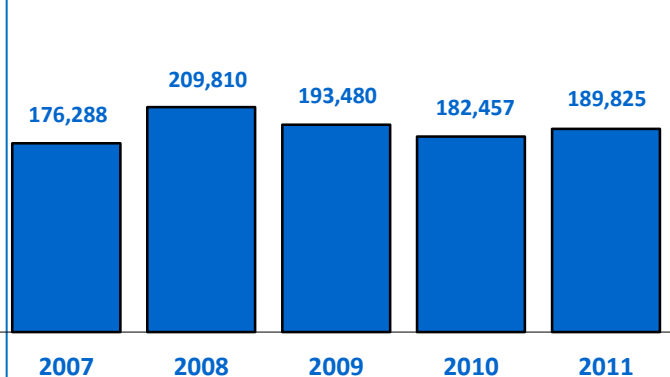
Vehicles: 65 vans
Service Type: Vanpool
Service Hours: Monday - Sunday
Base Fare: Customer contribution is 45-50 percent of lease cost
Monday - Sunday: Varies depending on needs of individual vanpools

System Data

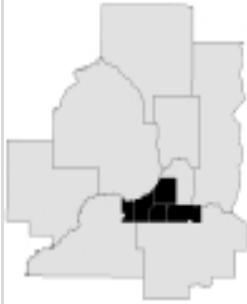
Operating Expenditures



Ridership



MINNESOTA VALLEY TRANSIT AUTHORITY



Contact: Beverley Miller
Title: Executive director
Address: 100 E. Highway 13
City State Zip: Burnsville, MN 55337
Telephone: 952-882-7500
Fax: 952-882-7600
Email: bmiller@mvta.com
Website: www.mvta.com



2011 Highlights

- Won 2011 MPTA System of the Year Award.
- Received Certificate of Excellence for Financial Reporting.
- Initiated implementation of CAD/AVL System with RouteMatch.
- Recorded record ridership to Minnesota State Fair.

System Snapshot

Legal Name: Minnesota Valley Transit Authority
Type of Government: Joint Powers Agreement
Area Served: Apple Valley, Burnsville, Eagan, Rosemount, Savage and contracted service in Lakeville
Legislative District: 35B, 37A, 37B, 38A, 38B, 39A and 40A
Congressional District: 2

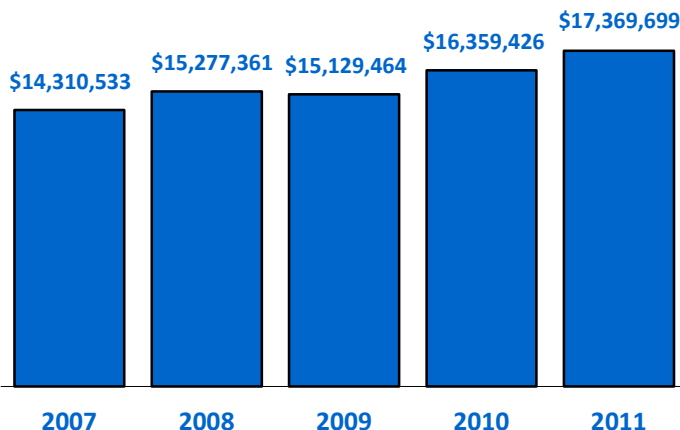
System Characteristics

Vehicles: 12 Class 400, 74 Class 600 and 32 Class 700
Service Type: Fixed route and flexible fixed route

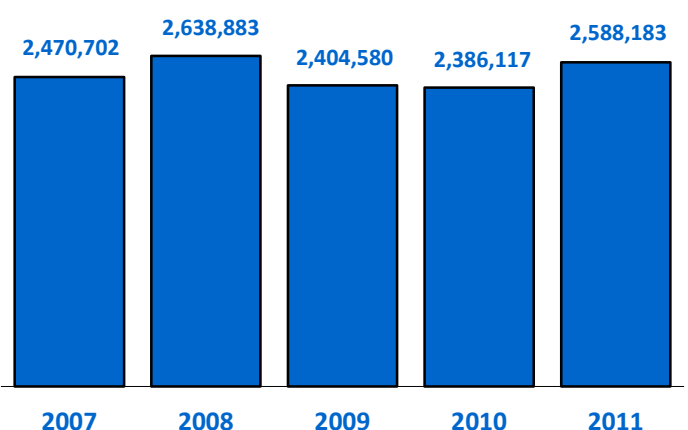
Service Hours (Local):
Monday - Friday 4:45 a.m. - 11:30 p.m. (local)
 4:45 a.m. - 9:30 p.m. (express)
Saturday 7:30 a.m. - 10:30 p.m.
Sunday 7:30 a.m. - 9:30 p.m.
Base Fare: \$1.75

System Data

Operating Expenditures



Ridership



PLYMOUTH METROLINK



Contact: Bernie Maciej
Title: Transit coordinator
Address: 3400 Plymouth Blvd.
City State Zip: Plymouth, MN 55447-1482
Telephone: 763-509-5535
Fax: 763-509-5510
Email: bmaciej@plymouthmn.gov
Website: www.plymouthmn.gov



2011 Highlights

- Increased ridership by 5 percent in 2011.
- Replaced two 40 foot express buses with two low floor 40 foot Gilig buses. Now all the 40 foot buses in the fleet are low floor.
- Received 2011 Driver Awards for excellent customer service and safe driving (Dollian Davis and Ger Yang)

System Snapshot

Legal Name: City of Plymouth
Type of Government: City
Area Served: Plymouth
Legislative District: 33A, 43A, 43B and 45A
Congressional District: 3

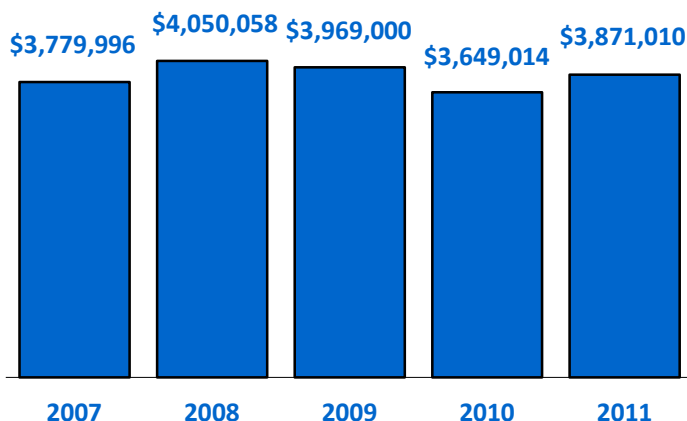
System Characteristics

Vehicles: 28 Class 400, six Class 500 and nine Class 700
Service Type: Fixed route and dial-a-ride

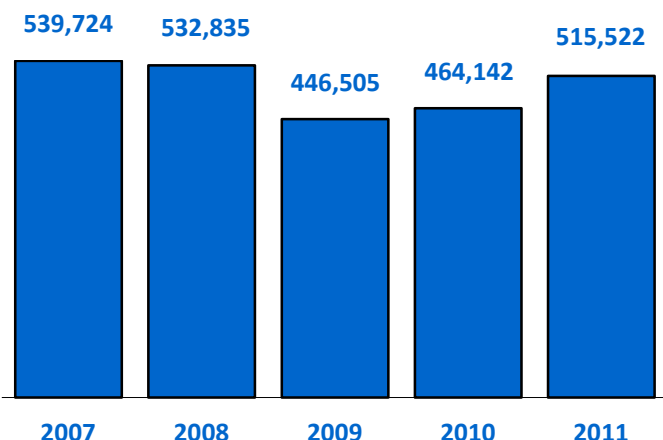
Service Hours:
Monday – Friday (Dial-A-Ride) 6 a.m. - 6 p.m.
Monday – Friday (Fixed Route) 6 a.m. - 8 p.m.
Saturday - Sunday No service
Base Fare: \$2.25 off-peak, \$3 peak and \$3 dial-a-ride

System Data

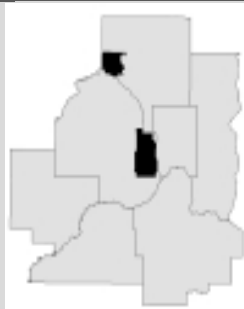
Operating Expenditures



Ridership



RAMSEY STAR EXPRESS



Contact: Kurt Ulrich
Title: City administrator
Address: 7550 Sunwood Drive NW
City State Zip: Ramsey, MN 55303
Telephone: 763-433-9845
Fax: 763-427-5543
Email: kulrich@ci.ramsey.mn.us
Website: www.ci.ramsey.mn.us



2011 Highlights

- Formed agreement to add *Fabulous Friday* midday service between St. Cloud and Minneapolis, effective January 2012.
- Commenced 200 vehicle expansion of the Ramsey Municipal Parking Facility.
- Secured funding for construction of the Northstar Line Ramsey Station.

System Snapshot

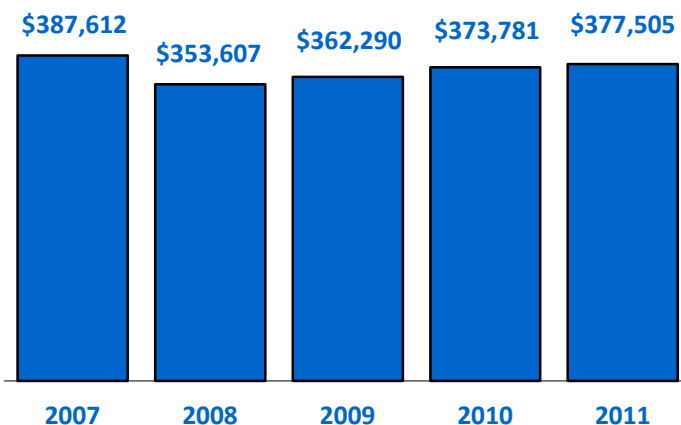
Legal Name: City of Ramsey
Type of Government: City
Area Served: Minneapolis and Ramsey
Legislative District: 48B, 58A, 58B, 59A, 59B, 60A, 60B, 61A, 61B, 62A, 62B and 63A
Congressional District: 5 and 6

System Characteristics

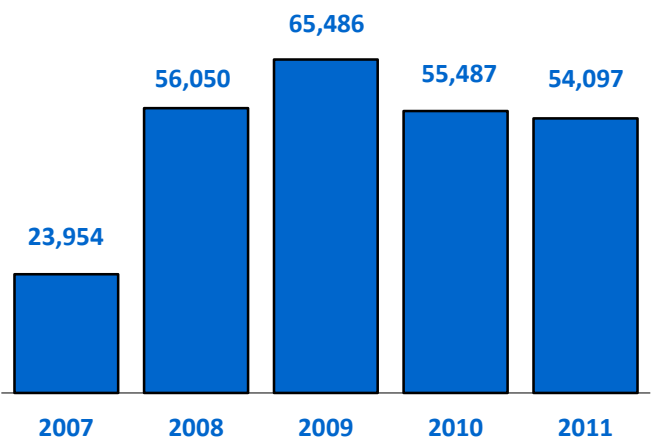
Vehicles: Three MCI D4500 Motor Coaches
Service Type: Commuter express
Service Hours:
Monday - Friday 5:20 a.m. - 8:15 a.m.
 3:35 p.m. - 6:35 p.m.
Saturday - Sunday No service
Base Fare: \$3

System Data

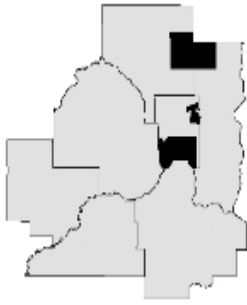
Operating Expenditures



Ridership



RUSH LINE



Contact: Mike Rogers
Title: Rush Line project manager
Address: Union Depot, Suite 200, 214 - 4th St. E.
City State Zip: St. Paul, MN 55101
Telephone: 651-266-2773
Fax: 651-266-2761
Email: michael.rogers@co.ramsey.mn.us
Website: www.rushline.org



2011 Highlights

- Held customer appreciation events at park and rides along the route in October 2011.
- Modified the route structure to provide two trips express (no White Bear stop) from Forest Lake/Running Aces and changed routing in downtown St. Paul due to LRT construction and customer demand.

System Snapshot

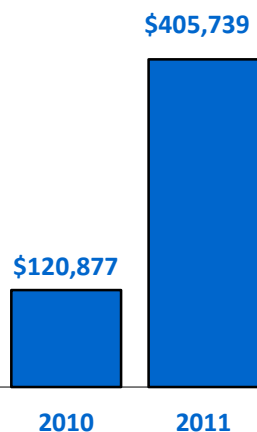
Legal Name: Rush Line Corridor Task Force
Type of Government: Joint Powers Board
Area Served: St. Paul to Hinckley to Forest Lake South
Legislative District: 8B, 17A, 17B, 52A, 52B, 53A, 53B, 54B, 55A, 65A, 65B, 66A, 67A and 67B
Congressional District: 4, 6 and 8

System Characteristics

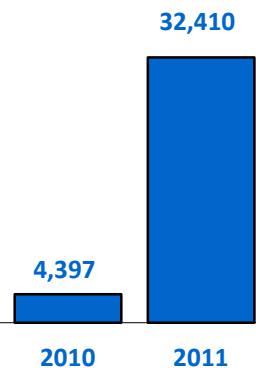
Vehicles:	Four Coach buses	Service Hours:	
Service Type:	Express service	Monday – Friday	Leave Forest Lake 5:43 a.m. - 7:18 a.m.; Arrive 6:38 a.m. - 8:13 a.m.; Leave St. Paul 3:39 p.m. to 5:14 p.m.
		Base Fare:	\$3

System Data

Operating Expenditures



Ridership



SHAKOPEE TRANSIT



Contact: Kyle Sobota
Title: Planner
Address: 129 S. Holmes St.
City State Zip: Shakopee, MN 55379
Telephone: 952-233-9349
Fax: 952-233-3801
Email: ksobota@ci.shakopee.mn.us
Website: www.ci.shakopee.mn.us



2011 Highlights

- Opened Eagle Creek Station, our second park and ride on July 2, 2012.
- Increased circulator ridership 21 percent from 2011
- Ceased van pool operations Oct. 1, 2011.
- Began preparations for opening the Marshall Road Transit Center in 2013.

System Snapshot

Legal Name: Shakopee Transit
Type of Government: City
Area Served: Shakopee, downtown Minneapolis and Prior Lake
Legislative District: 35A and 35B
Congressional District: 2

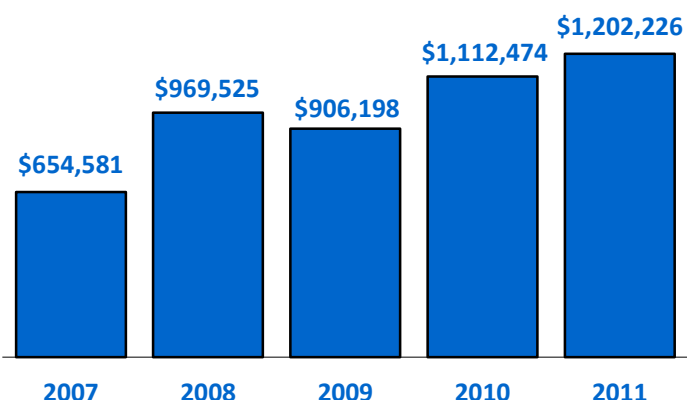
System Characteristics

Vehicles: Five Class 200 and five Class 700
Service Type: Express bus, local circulator and shuttle service

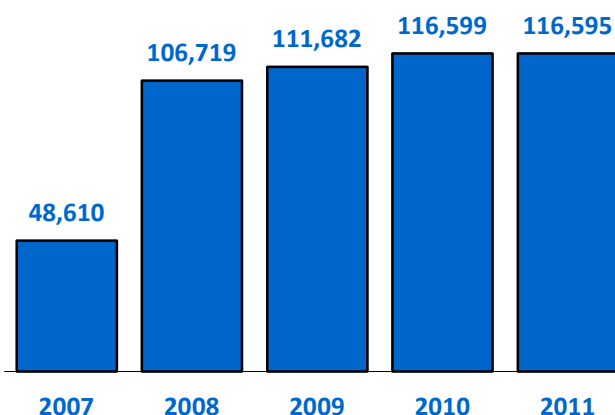
Service Hours:
Monday – Friday (Express) 5:37 a.m. - 7:21 p.m.
Monday – Friday (Circulator) 5:40 a.m. - 5:27 p.m.
Saturday - Sunday No service
Base Fare: \$3 express; \$1 circulator

System Data

Operating Expenditures



Ridership



SOUTHWEST TRANSIT



Contact: Linda Spevacek
Title: Administrative service assistant
Address: 13500 Technology Drive
City State Zip: Eden Prairie, MN 55344
Telephone: 952-974-3108
Fax: 952-974-7997
Email: lspevacek@swtransit.org
Website: www.swtransit.org



2011 Highlights

- Celebrated 25th anniversary.
- Opened new Chanhassen Transit Station for service and began design of new East Creek Station ramp and station in Chaska
- Received MPTA Management Innovation Award for SWT "Park-Out" Program.
- Developed first Smart Phone app in region.

System Snapshot

Legal Name: SouthWest Transit
Type of Government: Local government; joint powers
Area Served: Chanhassen, Chaska and Eden Prairie
Legislative District: 34A, 34B, 42A and 42B
Congressional District: 2 and 3

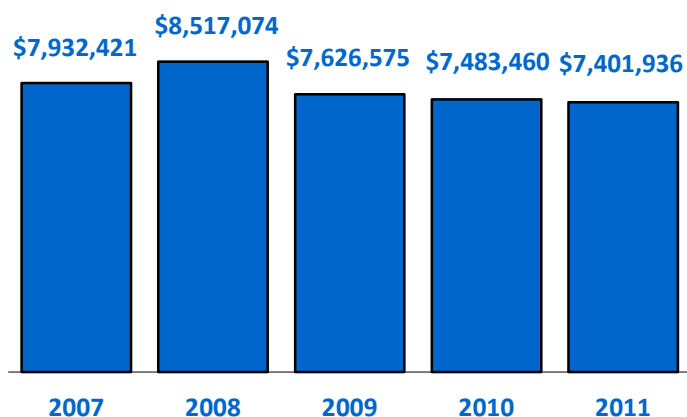
System Characteristics

Vehicles: 10 Class 400 and 50 Class 700
Service Type: Fixed route

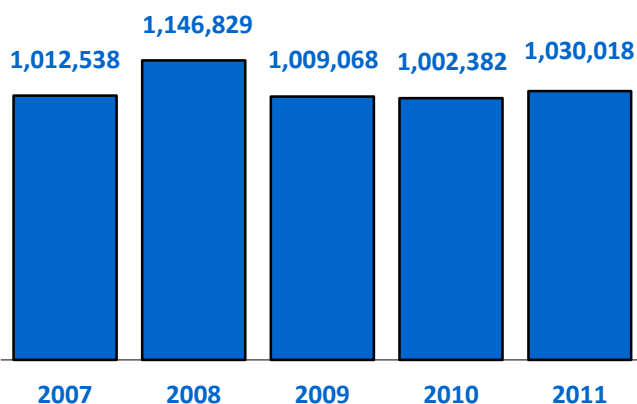
Service Hours:
Monday - Friday 5 a.m. - 9:30 p.m.
Saturday - Sunday No service
Base Fare: \$3 peak express, \$2.25 non-peak express, \$2.25 peak local and \$1.75 non-peak local

System Data

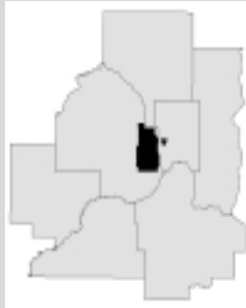
Operating Expenditures



Ridership



UNIVERSITY OF MINNESOTA TRANSIT



Contact: William G. Stahlman
Title: Assistant director, Fleet & Transit Services
Address: 901 - 29th Ave. S.E.
City State Zip: Minneapolis, MN 55414
Telephone: 612-625-8020
Fax: 612-624-8899
Email: stahl001@umn.edu
Website: www.umn.edu/pts/bus/index.html



2011 Highlights

- In 2011, Washington Avenue was closed to all vehicle traffic due to light rail construction. Re-routed more than 20 campus shuttle buses and hundreds of city buses onto East River Road, Pleasant Street and University Avenue.
- Sold 37,319 fall and spring U-Passes for the 2011-12 school year.

System Snapshot

Legal Name: University of Minnesota Parking and Transportation Services
Type of Government: Higher education
Area Served: Minneapolis and St. Paul campuses
Legislative Senate/House District: Metro
Congressional District: 2, 3 4, 5 and 6

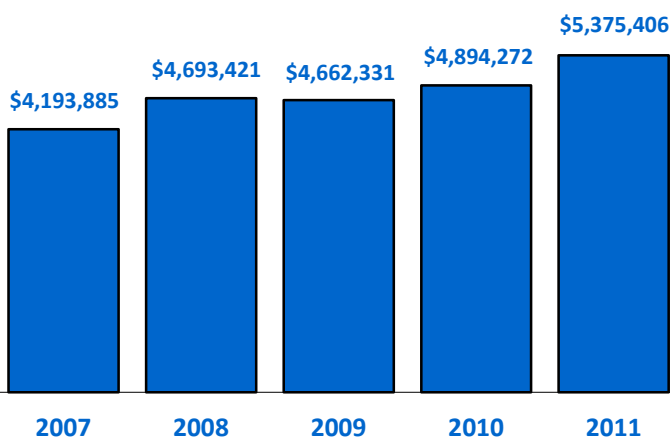
System Characteristics

Vehicles: Two Class 200, three Class 400 and 20 Class 700
Service Type: Fixed route and dial-a-ride

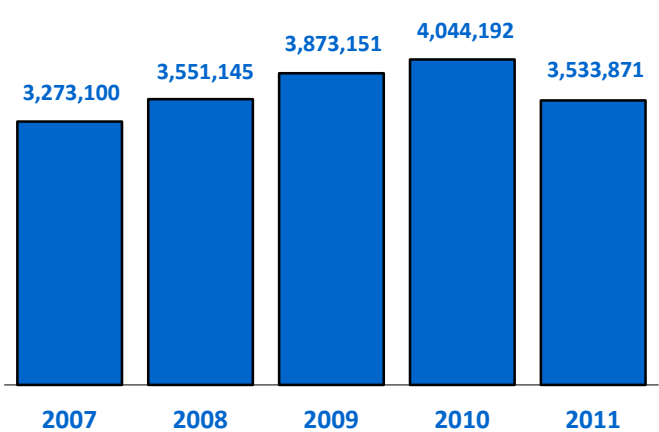
Service Hours:
Monday – Friday (Fixed Route) 7 a.m. - midnight
Saturday - Sunday 9:20 a.m. - midnight
Monday – Friday (Dial-A-Ride) 7 a.m. - 6 p.m.
Saturday - Sunday No service
Base Fare: Free

System Data

Operating Costs



Ridership



JEFFERSON LINES



Contact: Bonnie Buchanan
Title: Public affairs & senior advisor
Address: 2100 E. 26th St.
City State Zip: Minneapolis, MN 55404
Telephone: 612-991-1425
Fax: 612-359-3437
Email: bbuchanan@jeffersonlines.com
Website: www.jeffersonlines.com



2011 Highlights

- Eliminated need for subsidy to operate routes 701 and 701 serving Minneapolis to Sioux Falls due to increased ridership.
- Added nine Minnesota communities to the intercity route network-Cambridge, Mora, Hutchinson, Litchfield, Glencoe, Eden Prairie, Hastings, Red Wing and Lake City.

System Overview

Jefferson Lines is a private inter-city bus operator based in Minneapolis has served Minnesota community for 93 years. Jefferson provides direct service to 72 Minnesota communities, 170 communities in the central United States and connections to more than 4,000 destinations in the United States, Canada and Mexico.

System Characteristics

Vehicles: Over the road coaches
Service Type: Intercity bus carrier
Funding Class: Intercity Bus Section 5311(f)

Service Hours: 24 hours daily, seven days weekly
Base Fare: Varies

System Data

Fiscal Year 2012 Subsidized Routes (July 1, 2012, through June 30, 2013)	Mileage (Daily)
Duluth to Minneapolis (909/910)	402
Duluth to Minneapolis (906/907)	390
Duluth to Grand Rapids (919/920)	260
Minneapolis to La Crosse (932/935)	350
Fargo to Wadena (929B/930B)	200
Fargo, Bemidji, Grand Forks (927/928)	336
Minneapolis, Hastings, Rochester (923/924)	230
Minneapolis to Sioux Falls (925/926)	290

LAND TO AIR EXPRESS



Contact: Jason Mekalson
Title: General manager
Address: 50 Sibley Parkway
City State Zip: Mankato, MN 56001-2309
Telephone: 507-625-3977 or 888-736-9190
Email: jasonm@landtoair.net
Website: www.landtoairexpress.com



2011 Highlights

- Added new intercity bus service from Mankato to Albert Lea, Austin, Rochester International Airport, Rochester and Mayo Clinic.
- Added new intercity bus service from Mankato to Waseca and Owatonna
- Expanded intercity bus service from Mankato/Highway 169 communities to Minneapolis/St. Paul.

System Overview

Land to Air Express was founded in Mankato in 1983 with service from Mankato to MSP. In 2009, Land to Air was purchased by Charlie Zelle, the owner of Jefferson Lines. Land to Air operates independently from Jefferson Lines and maintains its local touch and commitment to southern Minnesota. Land to Air provides intercity bus connections to the MSP Airport, Rochester International Airport, and Amtrak as well as bus connections to Jefferson and Greyhound.

System Characteristics

Vehicles:	14 passenger mini buses	Service Hours:	24 hours daily, seven days weekly
Service Type:	Scheduled intercity bus service		except Christmas
Funding Class:	Intercity Bus Section 5311(f)	Base Fare:	Varies; \$15-\$35 per trip

System Data

Fiscal Year 2012 Subsidized Routes (July 1, 2012, through June 30, 2013)	Annual Mileage
Owatonna to Waseca and Mankato (232/233)	46,592
Rochester to Austin, Albert Lea and Mankato (234/235)	91,000
Daily service from Mankato to University of Minnesota, Twin Cities Metro with stops at the Airport, Hawthorne Center, Amtrak, MN Capital, St Paul Depot and University of Minnesota-Minneapolis (501/511, 502/512, 503/513, 504/514, 505/515, 506/516)	428,064
Weekend service from Mankato to University of Minnesota, Twin Cities Metro with stops at the Airport, Hawthorne Center, Amtrak, MN Capital, St Paul Depot and University of Minnesota-Minneapolis (701/711, 702/712, 703/713)	229,320

Elderly and Persons with Disabilities Capital Program

The purpose of the Federal Transit Administration Section 5310 program is to meet the special transportation needs of elderly persons and persons with disabilities for whom existing mass transportation services are unavailable, insufficient or inappropriate. The program seeks to enhance coordination of federally assisted programs and services to encourage the most efficient use of federal resources and to achieve the goal of improved mobility for elderly persons and persons with disabilities.

The State of Minnesota receives Section 5310 funds each year through a formula or annual appropriation from the U.S. DOT-FTA. It is MnDOT's policy to use Section 5310 funds to purchase lift-equipped vehicles. New vehicles may be used to replace existing vehicles, expand current services, or initiate new services. Grant vehicles are purchased under MnDOT's Cooperative Vehicle Procurement Program through the Department of Administration.

Listed below are organizations currently receiving Section 5310 funds:

1. ABILITY BUILDING CENTER (ABC WORKS)

Contact: Judy Johnson
Telephone: 507-895-7161
62 N. Third Street
La Crescent, MN 55947
judyw@abcinc.org

2. ABILITY BUILDING CENTER (ABILITY ENTERPRISES)

Contact: Larry Erickson
Telephone: 507.281.6262
1911 14th St. NW
Rochester, MN 55903
larrye@abcinc.org

3. ACHIEVE COMMUNITY SERVICES INC.

CONTACT: Carol Donahoe
Telephone: 763-792-8705
1201 89th Ave. NE, Suite 105
Blaine, MN 55434
carol.donahoe@achieveservices.org

4. ADULT DAY SERVICES INC.

Contact: April Collman
Telephone: 218-751-1324
620 Carlake Road SE
Bemidji, MN 56601
acollman@paulbunyan.net

5. ANOKA, CITY OF

Contact: Lisa LaCasse
Telephone: 763-576-2984
2105 First Ave. N.
Anoka, MN 55303-2270
llacasse@ci.anoka.mn.us

6. BAY LAKE AREA LIONS CHARITIES INC.

Contact: Tom Burt
Telephone: 218-838-4179
25420 Eaglewood Road
Deerwood, MN 56444
Tictoc2@chartermi.net

7. BECKER COUNTY DAC

Contact: David Peterson
Telephone: 218-847-8206
Address: P.O. Box 852
Detroit Lakes, MN 56502
beckerdac@yahoo.com

8. CANVAS HEALTH

Contact: Steven Hunt
Telephone: 651-275-4308
5650 Memorial Ave. N.
Oak Park Heights, MN 55082
sih@canvashealth.org

9. CEDAR VALLEY SERVICES INC.

Contact: Richard Pavek
Telephone: 507-433-2303
2111 Fourth St. NW
Austin, MN 55912
rpavek@cedarvalleyservices.org

10. CLEARWATER DAY ACTIVITY CENTER, INC.

Contact: Donald Blooflat
Telephone: 218-694-6541
Fifth & Hallan Ave., P.O. Box 29
Bagley, MN 56621
dbcdac@gvtel.com

11. CLUES

Contact: Melissa Flores-Fioravanti
Telephone: 612.746.3519
882 S. Robert St.
West St. Paul, MN 55118
mflores@clues.org

12. CONNECTIONS OF MOORHEAD INC.

Contact: Mary Fandrich
Telephone: 218-233-8657 Ext. 30
810 Fourth Ave. S., Suite 156
Moorhead, MN 56560
mfandrich@connectionsofmoorhead.org

13. COTTONWOOD COUNTY DAC

Contact: Rhonda Haglund
Telephone: 507-831-1511
1049 Fifth Ave., P.O. Box 153
Windom, MN 56101
ccdac@qwestoffice.net

14. DARTS

Contact: Kevin Raun
Telephone: 651-234-2276
1645 Marthaler Lane
West St. Paul, MN 55118-9909
kevin.raun@darts1.org

15. DEER RIVER HEALTHCARE CENTER

Contact: Tom Windorski
Telephone: 218-246-3062
115 – 10th Avenue N.E.
Deer River, MN 56636
twindorski@drhc.org

16. DELANO, CITY OF

Contact: Linda Van Lith
Telephone: 763-972-0574
234 Second St. N., P.O. Box 462
Delano, MN 55328
linda@delano.mn.us

17. EAST POLK COUNTY DEVELOPMENT ACHIEVEMENT CENTER

Contact: Wayne Holt
Telephone: 218-435-6188
326 N. Mark Ave., P.O. Box 178
Fosston, MN 56542
epcdac@gvtel.com

18. EAST SIDE NEIGHBORHOOD SERVICES INC.

Contact: Joseph Biernat
Telephone: 612-787-4023
1700 Second St. NE
Minneapolis, MN 55413
jbiernat@esns.org

19. EAST SUBURBAN RESOURCES

Contact: Ed Boeve
Telephone: 651-351-0190
1754 Washington Ave.
Stillwater, MN 55082-7561
eboeve@esrworks.org

20. ECUMEN DBA TRANSIT PLUS OF PARMLY LIFEPOINTES

Contact: Tom Henderson
Telephone: 651-257-7327
28210 Old Towne Road
Chisago City, MN 55013
tomhenderson@ecumen.org

21. ECUMEN OF LITCHFIELD

Contact: Julie Kadelbach
Telephone: 320-373-6626
200 N. Holcombe Ave.
Litchfield, MN 55355
juliekadelbach@ecumen.org

22. EMPLOYMENT ENTERPRISES INC.

Contact: Byron Quinn
Telephone: 320-632-9251
307 NW Ninth Ave., P.O. Box 303
Little Falls, MN 56345
eei@eeinc.org

23. ENTERPRISE NORTH INC. MADELIA

Contact: Mary Hippert
Telephone: 507-233-8900
21 Center Ave.
Madelia, MN 56062
mhippert@newulmtel.net

24. EPIC ENTERPRISE, INC.

Contact: Linda Hibbard
Telephone: 507-645-6800
430 Railway St. S., P.O. Box 168
Dundas, MN 55019
lahibbard@epicenterpriseinc.org

25. ESSENTIA HEALTH ST. MARY'S

Contact: Sue Braun
Telephone: 218-847-0894
1027 Washington Ave.
Detroit Lakes, MN 56501
sue.braun@essentiahealth.org

26. FALLS DAY ACTIVITIES CENTER, INC.

Contact: Sally Erickson
Telephone: 218-681-5951
205 W. 13th St., P.O. Box C
Thief River Falls, MN 56701
fdacse@mncable.net

27. FIRST CARE MEDICAL SERVICES

Contact: Crystal Munter
Telephone: 218-435-7669
900 SE Hilligoss Blvd.
Fosston, MN 56542
crystal.munter@essentiahealth.org

28. FOCUS CORP. MN, INC.

Contact: Mary Wickersham
Telephone: 218-463-0411
P.O. Box 387
Roseau, MN 56751
focus@wikel.com

29. FUNCTIONAL INDUSTRIES, INC.

Contact: Rod Pederson
Telephone: 763-682-4336
1801 Highway 25 N., P.O. Box 336
Buffalo, MN 55313
rpederson@functionalindustries.org

30. GOOD SAMARITAN NURSING HOME

Contact: Michelle Lee
Telephone: 218-773-7484
2122 River Road NW
East Grand Forks, MN 56721
mlee1@good-sam.com

31. GREENWOOD CONNECTIONS

Contact: Lori Elmore
Telephone: 218-564-4101
427 Main St. NE
Menahga, MN 56464
lorielmore@wcta.net

32. GUARDIAN ANGELS OF ELK RIVER

Contact: Rosemary Becker
Telephone: 763-241-6845
922 Main Street
Elk River, MN 55330
rbecker@ga-er.org

33. HMONG AMERICAN PARTNERSHIP

Contact: Bao Vang
Telephone: 651-495-1507
1075 Arcade St.
St. Paul, MN 55106
baov@hmong.org

**34. HOPE DEVELOPMENTAL
ACHIEVEMENT CENTER**

Contact: Catherine Nelson
Telephone: 507.247.5340
330 E. Highway 214, P.O. Box 637
Tyler, MN 56178
cathyn56115@yahoo.com

35. HUBBARD COUNTY DAC

Contact: Ed Ranson
Telephone: 218-732-3358
109 Pleasant Ave., P.O. Box 86
Park Rapids, MN 56470
dac@unitelc.com

36. INDEPENDENCE CENTER, INC.

Contact: Amy Christensen
Telephone: 320-252-4146
51 First Ave. S.
Waite Park, MN 56387
atcici@cloudnet.com

37. JOBS PLUS INC.

Contact: Katie Neegard
Telephone: 507-833-5004
200 16th Ave. SE
Waseca, MN 56093
kneeg_1@yahoo.com

**38. KANDIYOHI AREA TRANSIT JOINT
POWERS BOARD**

Contact: Tiffany Collins
Telephone: 320-214-7433
1320 22nd St. SW, P.O. Box 186
Willmar, MN 56201
tcollins@katbus.org

39. KITTSOON COUNTY DAC, INC.

Contact: Missy Karboviak
Telephone: 218-754-2225
P.O. Box 54
Lake Bronson, MN 56734
missyk500@gmail.com

40. LAKEWOOD HEALTH SYSTEM

Contact: Lora Wutzke
Telephone: 218-894-8331
401 Prairie Avenue East
Staples, MN 56479
lorawutzke@lakewoodhealthsystem.com

41. LESUEUR COUNTY DEVELOPMENTAL SERVICES, INC.

Contact: Doug Scharfe
Telephone: 507-362-8560
519 W. Paquin St., P.O. Box 47
Waterville, MN 56096
LCDS2@frontiernet.net

42. LIFEWORKS SERVICES, INC.

Contact: Bob Platz
Telephone: 651-365-3728
2965 Lone Oak Drive, Suite 160
Eagan, MN 55121-3019
bplatz@lifeworks.org

43. LITTLEFORK MUNICIPAL HOSPITAL DBA LITTLEFORK MEDICAL CENTER

Contact: Jennifer Fondie
Telephone: 218-278-6634
912 Main Street
Littlefork, MN 56653
jfondie@onvoymail.com

44. MANKATO REHABILITATION CENTER, INC.

Contact: Ron Decker
Telephone: 507-386-5670
15 Map Drive, P.O. Box 328
Mankato, MN 56002
rdecker@mrciworksource.org

45. MANKATO REHABILITATION CENTER INC. - NEW ULM

Contact: Jeanine Grosam
Telephone: 507-233-2730
2100 N. Broadway, P.O. Box 894
New Ulm, MN 56073
jgrosam@mrciworksource.org

46. MANKATO REHABILITATION CENTER, INC. - ROSEMOUNT

Contact: Sharon Montoya
Telephone: 651-423-8900
15191 Boulder Court
Rosemount, MN 55068
smontoya@mrciworksource.org

47. MARTIN LUTHER MANOR, INC.

Contact: Linda Baumgarter
Telephone: 952-948-5155
1401 E. 100th St.
Bloomington, MN 55425-2614
lbaumga1@fairview.org

48. MAYO CLINIC HEALTH SYSTEM - LAKE CITY

Contact: Jennifer Lindow
Telephone: 651-345-6077
500 W. Grant St.
Lake City, MN 55041
lindow.jennifer@mayo.edu

49. MIDWAY TRAINING SERVICES, INC.

Contact: Philip Swanson
Telephone: 651-288-8929
1246 University Ave. W.
St. Paul, MN 55104
pswanson@midwaytraining.com

50. MIDWEST SPECIAL SERVICES, INC.

Contact: Julie Johnson
Telephone: 651-778-1000
900 Ocean St.
St. Paul, MN 55106
jjohnson@mwsservices.org

51. MINNEAPOLIS AMERICAN INDIAN CENTER

Contact: Janet Stately
Telephone: 612.879.1770
1530 East Franklin Avenue
Minneapolis, MN 55404
jstately@maicnet.org

52. MINNESOTA VALLEY ACTION COUNCIL – WASECA COUNTY TRANSPORTATION PROJECT

Contact: Sandy Chadderdon
Telephone: 507-835-4551
308 N. State St.
Waseca, MN 56093
schadderdon@mnvac.org

53. NEWTRAX, INC.

Contact: John Felipe
Telephone: 651.789.6220
3210 Labore Road, Suite 100
Vadnais Heights, MN 55110
jfelipe@nexttrax.org

54. NORMAN COUNTY DAC

Contact: Matt Kramer
Telephone: 218-784-4582
P.O. Box 145
Ada, MN 56510
mkncdac@loretel.net

55. NORTHEAST CONTEMPORARY SERVICES, INC.

Contact: Rebecca Smith
Telephone: 651-636-3343
2770 Cleveland Ave. N.
Roseville, MN 55113
rebecca.smith@northeastcontemporaryservices.org

56. OCCUPATIONAL DEVELOPMENT CENTER INC. – THIEF RIVER FALLS

Contact: Sally Hagl-McGlynn
Telephone: 218-681-6830
1520 Highway 32 S.
Thief River Falls, MN 56701
smcglynn@odcmn.com

57. OCCUPATIONAL DEVELOPMENT CENTER INC. - WARREN

Contact: Cindy Gratzek
Telephone: 218-745-4401
1008 N. Second St.
Warren, MN 56762
cgratzek@odcmn.com

58. OPPORTUNITY PARTNERS

Contact: Alison Steward
Telephone: 952-942-3837
7102 Shady Oak Road
Eden Prairie, MN 55344
asteward@opportunities.org

59. OPTIONS, INC.

Contact: Richard Simonson
Telephone: 763-263-3684
16820 197th Ave. NW
Big Lake, MN 55309
richardsimonson@options-inc.org

60. PEOPLE RESPONDING IN SOCIAL MINISTRY (PRISM)

Contact: Courtney Whited
Telephone: 763.529.1252
730 Florida Avenue South
Golden Valley, MN 55426
cwhited@prismmpls.org

61. PERHAM HEALTH

Contact: Karen Laughlin
Telephone: 218-347-1820
1000 Coney Street West
Perham, MN 56573
karen.laughlin@perhamhealth.org

62. PINE HABILITATION AND SUPPORTED EMPLOYMENT (PHASE)

Contact: Tim Schmutzer
Telephone: 320-245-2246
106 Main St.
Sandstone, MN 55072
tschmutzer@pinehab.org

63. PINE HAVEN, INC.

Contact: Steve Ziller
Telephone: 507-356-8304
210 NW Third St.
Pine Island, MN 55963
admin@pinehavencommunity.org

64. PINEWOOD-DULUTH INC.

Contact: Toni Rothmeier
Telephone: 218-879-4566
915 18th St.
Cloquet, MN 55720
toni@pinewoodcloq-duluth.com

65. POLK COUNTY DAC

Contact: JoAn Bittner
Telephone: 218-281-4181
515 Fifth Ave. S.
Crookston, MN 56716
bittner.dac@midconetwork.com

66. POSSABILITIES OF SOUTHERN MINNESOTA

Contact: Linda Driessen
Telephone: 507-281-6116
1808 Third Ave. SE
Rochester, MN 55904
LDriessen@possabilities.org

67. PROACT INC. - EAGAN

Contact: Sheena Henry
Telephone: 651-289-3149
3195 Neil Armstrong Blvd.
Eagan, MN 55121
shenry@proactinc.org

68. PROACT INC. - RED WING

Contact: Sally Ogren
Telephone: 651-388-7108
204 Mississippi Ave.
Red Wing, MN 55066
sogren@proactinc.org

69. RAINBOW RIDER TRANSIT BOARD

Contact: Harold Jennissen
Telephone: 320.283.5065
249 Poplar Avenue
Lowry, MN 56349
hjenn@runestone.net

70. RISE INC.

Contact: Lynn Noren
Telephone: 763-783-2814
8406 Sunset Road NE
Spring Lake Park, MN 55432
lnoren@rise.org

71. RIVERVIEW HEALTHCARE ASSOCIATION

Contact: Renea Johnson
Telephone: 218-281-9459
323 S. Minnesota St.
Crookston, MN 56716
rjohnson@riverviewhealth.org

72. ROCK COUNTY OPPORTUNITIES, INC.

Contact: Beth Bartels
Telephone: 507-283-4582
807 W. Main St., P.O. Box 626
Luverne, MN 56156
bbartels@rockcountyopp.com

73. ROSEVILLE AREA SENIOR PROGRAM

Contact: Janell B. Wampler
Telephone: 651-604-3522
1910 W. County Road B
Roseville, MN 55113
janell.wampler@isd623.org

74. ST. JOHN'S LUTHERAN HOME

Contact: Debbra Peterson
Telephone: 507-723-3211
201 S. County Road 5
Springfield, MN 56087
debbra@sjlhome.com

75. ST. PAUL JEWISH COMMUNITY CENTER OF THE GREATER ST. PAUL AREA

Contact: Barbie Levine
Telephone: 651-255-4734
1375 St. Paul Ave.
St. Paul, MN 55116
blevine@stpauljcc.org

76. SERVICE ENTERPRISES, INC. OF MINNESOTA

Contact: Betty Stancer
Telephone: 507-637-3503
515 W. Bridge St., P.O. Box 248
Redwood Falls, MN 56283
betty.stancer@service-enterprises.org

77. SIBLEY COUNTY DEVELOPMENTAL ACHIEVEMENT CENTER

Contact: Mark Pauly
Telephone: 507-964-5726
700 Marion Drive, P.O. Box 916
Arlington, MN 55307-0916
scdpauly@frontiernet.net

78. STEP, INC.

Contact: Sue Eisenmenger
Telephone: 507-238-4341
5 Downtown Plaza
Fairmont, MN 56031
seisenmenger@stepinc.org

79. STEVENS COUNTY DEVELOPMENTAL ACHIEVEMENT CENTER

Contact: Emmy Kvatum
Telephone: 320-589-3020
203 Green River Road, P.O. Box 25
Morris, MN 56267
ekvatum@hometownsolutions.net

80. SWIFT COUNTY DEVELOPMENT ACHIEVEMENT CENTER

Contact: Emmy Kvatum
Telephone: 320-843-4201
2105 Minnesota Ave.
Benson, MN 56215
scdac3@embargmail.com

81. UDAC INC.

Contact: Laurie Berner
Telephone: 218-722-5867
500 E. 10th St.
Duluth, MN 55805
lberner@udac.org

82. VALLEY VIEW NURSING HOME OF HOUSTON, INC.

Contact: Connie Edwards
Telephone: 507-896-3125
510 E. Cedar St.
Houston, MN 55943
cedwards@acegroup.cc

83. VOLUNTEERS OF AMERICA OF MN

Contact: Bee Vue
Telephone: 612-455-2926
1505 Park Ave. S.
Minneapolis, MN 55404
bvue@voamn.org

84. WACOSA

Contact: Nancy Betts
Telephone: 320-257-5187
320 Sundial Drive
Waite Park, MN 56387
nbetts@wacosa.org

85. WADENA COUNTY DAC, INC.

Contact: Sylvia Silvers
Telephone: 218-837-5182
305 SW Fifth St., P.O. Box 235
Sebeka, MN 56477
wcdac@wcta.net

86. WHITE BEAR LAKE LIONS CLUB

Contact: Barbara Green
Telephone: 651,653.3126
2484 East County Road F
White Bear Lake, MN 55110
barbara.green@isd624.org

87. WHITE EARTH RESERVATION TRIBAL COUNCIL

Contact: Ray Johnston
Telephone: 218-983-3283
P.O. Box 418
White Earth, MN 56591
rayj@whiteearth.com

88. WINONA COUNTY DEVELOPMENTAL ACHIEVEMENT CENTER, INC.

Contact: LaVerne Scharmer
Telephone: 507-452-1798
1721 W. Service Drive
Winona, MN 55987
lscharmer@winonadac.org

89. WINONA ORC INDUSTRIES INC.

Contact: Judie Foster-Lupkin
Telephone: 507-452-1855
1053 E. Mark St.
Winona, MN 55987
jfoster-lupkin@winonaorc.org

This page intentionally left blank.

Financial Statistics

Greater Minnesota Transit Systems – 2011 Operating Expenditures

Operating expenditures for Greater Minnesota transit systems are categorized according to their state statutory categories - urbanized, elderly and disabled, small urban and rural systems. Figures presented are unaudited.

I. Greater Minnesota Transit Systems –Total

	Total Expenditures	Federal Share (5307/5311)	State Share	MVST	Local Share	% Local Share
Urbanized	\$24,923,373	\$3,038,000	\$4,552,328	\$8,836,872	\$8,496,173	34%
Elderly & disabled (ADA complementary paratransit)	\$4,739,045	\$0	\$981,539	\$1,907,400	\$1,850,106	39%
Small urban	\$4,549,283	\$1,184,388	\$746,990	\$1,353,384	\$1,264,521	28%
Rural	\$28,207,803	\$7,431,754	\$4,947,421	\$8,815,938	\$7,012,690	25%
Total	\$62,419,504	\$11,654,142	\$11,228,278	\$20,913,594	\$18,623,491	30%

I.a Urbanized Systems

	Total Expenditures	Federal Share (5307)	State Share	MVST	Local Share	% Local Share
Duluth Transit Authority RR	\$11,733,880	\$868,000	\$2,405,840	\$4,670,160	\$3,789,880	32%
East Grand Forks, City of – RR	\$252,736	\$70,000	\$35,224	\$68,376	\$79,136	31%
La Crescent Apple Express	\$262,064	\$44,000	\$33,184	\$64,416	\$120,464	46%
Moorhead, City of (MAT)	\$1,476,225	\$281,000	\$287,980	\$559,020	\$348,225	24%
Rochester Public Transit - RR	\$5,150,838	\$884,000	\$678,640	\$1,317,360	\$2,270,838	44%
St. Cloud Metropolitan Transit Commission RR	\$6,047,630	\$891,000	\$1,111,460	\$2,157,540	\$1,887,630	31%
Total	\$24,923,373	\$3,038,000	\$4,552,328	\$8,836,872	\$8,496,173	34%

I.b Elderly & Disabled Systems (ADA Complementary Paratransit)

	Total Expenditures	Federal Share	State Share	MVST	Local Share	% Local Share
Duluth Transit Authority-STRIDE	\$702,302	\$0	\$161,840	\$314,160	\$226,302	32%
East Grand Forks, City of (DAR)	\$48,752	\$0	\$13,389	\$28,050	\$7,313	15%
Moorhead, City of (DAR)	\$344,425	\$0	\$72,250	\$140,250	\$131,925	38%
Rochester, City of (DAR)	\$664,579	\$0	\$184,960	\$359,040	\$120,579	18%
St. Cloud Metropolitan Transit Commission (DAR)	\$2,978,987	\$0	\$549,100	\$1,065,900	\$1,363,987	46%
Total	\$4,739,045	\$0	\$981,539	\$1,907,400	\$1,850,106	39%

Greater Minnesota Transit Systems – 2011 Operating Expenditures Cont'd

I.c Small Urban Systems

	Total Expenditures	Federal Share (5311)	State Share	MVST	Local Share	% Local Share
Albert Lea Transit	\$249,792	\$60,550	\$47,246	\$92,037	\$49,958	20%
Benson Heartland Express	\$172,398	\$45,500	\$29,682	\$57,618	\$39,598	23%
Faribault Flyer	\$183,595	\$48,300	\$28,458	\$55,242	\$51,595	28%
Granite Falls Heartland Express	\$119,608	\$25,550	\$17,969	\$34,881	\$41,208	34%
Greater Mankato Transit System	\$1,504,091	\$460,500	\$252,433	\$351,867	\$439,291	29%
Hibbing Area Transit	\$277,791	\$74,200	\$42,772	\$83,028	\$77,791	28%
Le Sueur Heartland Express	\$217,268	\$60,414	\$37,519	\$72,831	\$46,505	21%
Montevideo Heartland Express	\$164,013	\$26,950	\$24,837	\$48,213	\$64,013	39%
Morris Transit	\$387,081	\$105,174	\$69,173	\$134,277	\$78,457	20%
Northfield Transit	\$312,511	\$97,578	\$40,297	\$112,134	\$62,502	20%
St. Peter Transit	\$297,694	\$69,300	\$48,518	\$94,182	\$85,694	29%
Stewartville Heartland Express	\$62,415	\$15,872	\$9,112	\$24,948	\$12,483	20%
Winona Transit Services	\$601,026	\$94,500	\$98,974	\$192,126	\$215,426	36%
Total	\$4,549,283	\$1,184,388	\$746,990	\$1,353,384	\$1,264,521	28%

I.d Rural Systems

	Total Expenditures	Federal Share (5311)	State Share	MVST	Local Share	% Local Share
Arrowhead Transit	\$5,070,400	\$1,879,756	\$978,299	\$1,334,451	\$877,894	17%
Austin-Mower County Area Transit	\$586,595	\$122,150	\$113,373	\$220,077	\$130,995	22%
Becker County Transit	\$350,443	\$96,600	\$64,260	\$124,740	\$64,843	19%
Brainerd and Crow Wing Public Transit	\$848,883	\$225,400	\$149,651	\$290,499	\$183,333	22%
Brown County Heartland Express	\$601,160	\$172,550	\$112,710	\$218,790	\$97,110	16%
Chisago-Isanti Heartland Express	\$1,140,228	\$255,150	\$180,863	\$351,087	\$353,128	31%
Community Transit of Western Community Action	\$1,538,852	\$380,000	\$285,260	\$439,740	\$433,852	28%
Cottonwood County Transit	\$143,862	\$33,950	\$24,293	\$47,157	\$38,462	27%
Dawson Heartland Express	\$68,855	\$18,258	\$13,044	\$27,225	\$10,328	15%
FAR North Public Transit	\$285,148	\$80,850	\$54,441	\$107,085	\$42,772	15%
Faribault County Prairie Express	\$195,044	\$49,000	\$31,892	\$61,908	\$52,244	27%
Fosston Transit	\$73,479	\$20,901	\$11,593	\$29,964	\$11,022	15%
Hubbard County Heartland Express	\$335,416	\$74,200	\$61,472	\$119,328	\$80,416	24%
Kandiyohi Area Transit	\$1,081,103	\$431,805	\$206,040	\$258,960	\$184,299	17%
Lincoln County Heartland Express	\$222,891	\$49,000	\$35,360	\$68,640	\$69,891	31%

Greater Minnesota Transit Systems – 2011 Operating Expenditures Cont'd

I.d Rural Systems - Continued

	Total Expenditures	Federal Share (5311)	State Share	MVST	Local Share	% Local Share
Mahnomen County Heartland Express	\$203,010	\$53,900	\$32,249	\$62,601	\$54,260	27%
Martin County Express	\$551,946	\$144,200	\$106,454	\$206,646	\$94,646	17%
Meeker County Public Transit	\$685,447	\$90,650	\$107,899	\$209,451	\$277,447	40%
Murray County Heartland Express	\$116,342	\$24,500	\$17,969	\$34,881	\$38,992	34%
Paul Bunyan Transit	\$853,767	\$217,132	\$169,269	\$328,581	\$138,785	16%
Pine River Ride with Us Bus	\$77,032	\$24,619	\$13,804	\$26,796	\$11,813	15%
Pipestone County Transit	\$386,289	\$91,000	\$67,320	\$130,680	\$97,289	25%
Prairie Five Rides	\$893,224	\$169,050	\$138,465	\$268,785	\$316,924	35%
Prairieland Transit	\$329,306	\$78,750	\$61,370	\$119,130	\$70,056	21%
Rainbow Rider Transit	\$1,714,851	\$257,600	\$308,635	\$599,115	\$549,501	32%
Red Lake Transit	\$234,294	\$87,500	\$0	\$0	\$146,794	Na
Renville County Heartland Express	\$526,291	\$54,250	\$76,925	\$149,325	\$245,791	47%
RiverRider Public Transit System	\$874,581	\$238,000	\$170,510	\$330,990	\$135,081	15%
Rock County Heartland Express	\$323,770	\$81,550	\$63,308	\$122,892	\$56,020	17%
SEMCAC Transportation	\$286,170	\$61,600	\$45,815	\$88,935	\$89,820	31%
Steele County Area Transit	\$486,395	\$109,900	\$81,124	\$157,476	\$137,895	28%
Three Rivers Hiawathaland Transit	\$1,070,244	\$264,950	\$185,334	\$359,766	\$260,194	24%
Timber Trails Public Transit	\$602,693	\$149,450	\$96,288	\$186,912	\$170,043	28%
Trailblazer Transit	\$1,819,563	\$310,450	\$241,247	\$468,303	\$799,563	44%
Transit Alternatives	\$1,028,027	\$278,250	\$177,055	\$343,695	\$229,027	22%
Tri-CAP Transit Connection	\$1,002,866	\$290,500	\$185,895	\$360,855	\$165,616	17%
Tri-Valley Heartland Express Bus	\$949,202	\$270,553	\$172,465	\$334,785	\$171,399	18%
Wadena County Friendly Rider Transit	\$347,939	\$104,341	\$57,955	\$133,452	\$52,191	15%
Watsonwan Take Me There	\$302,195	\$59,150	\$47,515	\$92,235	\$103,295	34%
Totals	\$28,207,803	\$7,401,415	\$4,947,421	\$8,815,938	\$7,043,031	25%

Greater Minnesota Transit Systems – 2011 Capital Expenditures

Capital expenditures are categorized according to National Transit Database categories. Figures presented are unaudited.

III. Greater Minnesota Transit Systems –Total

Transit System	Total Expenditure	Federal Share	State Share	Local Share
Urbanized	\$16,173,472	\$13,594,589	\$0	\$2,578,874
Small urban	\$438,051	\$253,624	\$94,955	\$89,471
Rural	\$5,113,189	\$3,361,532	\$1,194,346	\$557,311
Total	\$21,724,712	\$17,209,745	\$1,289,301	\$3,225,656

III.a Urbanized Systems*

Transit System	Asset Category	Total Expenditure	Federal Share	State Share	Local Share
Duluth Transit Authority	Passenger stations & facilities	\$18,017	\$14,660	\$0	\$3,357
	Support facilities & garages	\$553,339	\$442,671	\$0	\$110,668
	Vehicles	\$4,045,290	\$3,236,232	\$0	\$809,058
	Technology, maintenance & improvements	\$62,832	50,266	\$0	\$12,566
Moorhead, City of (MAT)	passenger stations & facilities	\$0	\$0	\$0	\$0
	Support facilities & garages	\$2,855	\$2,284	\$0	\$571
	Vehicles	\$67,093	\$53,674	\$0	\$13,419
	Technology, maintenance & improvements	\$28,750	\$28,750	\$0	\$0
	Other	\$26,860	\$26,860	\$0	\$0
Rochester Public Transit - RR	Passenger stations & facilities	\$1,482,024	\$1,473,685	\$0	\$8,339
	Support facilities & garages	\$6,208,526	\$5,349,740	\$0	\$858,786
	vehicles	\$1,462,772	\$1,170,218	\$0	\$292,554
	Technology, maintenance & improvements	\$92,849	\$74,279	\$0	\$18,570
St. Cloud Metro Bus	Passenger stations & facilities	\$535,690	\$442,869	\$0	\$92,821
	vehicles	\$1,496,504	\$1,189,981	\$0	\$306,523
	Technology, maintenance & improvements	\$34,774	\$9,144	\$0	\$25,630
	Other	\$55,297	\$29,276	\$0	\$26,012
Total		\$16,173,472	\$13,594,589	\$0	\$2,578,874

*City of Moorhead information is reported for Calendar Year 2011 (Jan. 1, 2011-Dec. 31, 2011). All other urbanized systems reported for Federal Fiscal Year 2011 (Oct. 1, 2010-Sept. 20, 2011).

III.b Small Urban Systems

Transit System	Asset Category	Total Expenditure	Federal Share	State Share	Local Share
Albert Lea Transit	Support facilities and garages	\$43,160	\$34,528	\$0	\$8,632
	Vehicles	\$65,883	\$52,706	\$0	\$13,177
Benson Heartland Express	Vehicles	\$56,616	\$45,293	\$0	\$11,323
Greater Mankato Transit System	Vehicles	\$120,327	\$0	\$94,400	\$25,927
Morris Transit	Vehicles	\$53,860	\$43,088	\$0	\$10,772
Northfield Transit	Support facilities and garages	\$44,379	\$35,503	\$0	\$8,876
	Other	\$694	\$0	\$555	\$139
Stewartville Heartland Express	Vehicles	\$53,132	\$42,506	\$0	\$10,626
Total		\$438,051	\$253,624	\$94,955	\$89,471

III.c Rural Systems

Transit System	Asset Category	Total Expenditure	Federal Share	State Share	Local Share
Arrowhead Transit	Vehicles	\$169,484	\$83,265	\$69,270	\$16,948
	Technology maintenance and improvements	\$223,621	\$223,621	\$0	\$0
Austin-Mower County Area Transit	Vehicles	\$64,279	\$51,424	\$0	\$12,856
	Technology maintenance and improvements	\$9,330	\$0	\$7,464	\$1,866
Brainerd and Crow Wing Public Transit	Vehicles	\$72,091	\$57,600	\$0	\$14,491
Brown County Heartland Express	Vehicles	\$64,549	\$51,639	\$0	\$12,910
Chisago-Isanti Heartland Express	Vehicles	\$127,638	\$102,110	\$0	\$25,528
Community Transit of Western Community Action	Vehicles	\$135,476	\$105,600	\$0	\$29,876
	Technology maintenance and improvements	\$128,439	\$102,751	\$0	\$25,688
Dawson Heartland Express	Vehicles	\$57,100	\$45,680	\$0	\$11,420
FAR North Public Transit	Technology maintenance and improvements	\$7,463	\$0	\$5,970	\$1,493
Faribault County Prairie Express	Vehicles	\$61,366	\$49,093	\$0	\$12,273
Fosston Transit	Vehicles	\$64,068	\$51,254	\$0	\$12,814
Hubbard County Heartland Express	Vehicles	\$71,946	\$52,800	\$0	\$19,146
	Technology maintenance and improvements	\$720	\$0	\$576	\$144
Kandiyohi Area Transit	Vehicles	\$126,685	\$97,300	\$4,049	\$25,337
Meeker County Public Transit	Technology maintenance and improvements	\$224,040	\$224,040	\$0	\$0

Martin County Express	Vehicles	\$56,608	\$45,286	\$0	\$11,322
Paul Bunyan Transit	Vehicles	\$226,801	\$168,425	\$0	\$58,376
	Support facilities and garages	\$1,000,000	\$1,000,000	\$0	\$0
	Technology maintenance and improvements	\$22,318	\$0	\$14,400	\$7,918
Rainbow Rider Transit	Support facilities and garages	\$250,000	\$0	\$200,000	\$50,000
Renville County Heartland Express	Vehicles	\$62,345	\$62,345	\$0	\$0
SEMCAAC Transportation	Vehicles	\$64,540	\$63,285	\$1,254	\$0
Steele County Area Transit	Vehicles	\$57,050	\$45,640	\$0	\$11,410
Three Rivers Hiawathaland Transit	Passenger stations & facilities	\$63,382	\$63,382	\$0	\$0
	Vehicles	\$202,492	\$158,358	\$0	\$44,134
	Technology maintenance and improvements	\$535	\$428	\$0	\$107
Trailblazer Transit	Support facilities and garages	\$829,560	\$0	\$813,560	\$16,000
	Vehicles	\$197,517	\$158,014	\$0	\$39,503
	technology maintenance and improvements	\$39,917	\$0	\$31,933	\$7,983
Transit Alternatives	Vehicles	\$132,673	\$105,600	\$0	\$27,073
Tri-CAP Transit Connection	Vehicles	\$60,394	\$48,315	\$0	\$12,079
	Technology maintenance and improvements	\$57,337	\$0	\$45,869	\$11,467
Tri-Valley Heartland Express Bus	Vehicles	\$67,081	\$52,800	\$0	\$14,281
Wadena County Friendly Rider Transit	Vehicles	\$57,930	\$46,344	\$0	\$11,586
Watonwan Take Me There	Vehicles	\$56,418	\$45,134	\$0	\$11,284
Total		\$5,113,189	\$3,361,532	\$1,194,346	\$557,311

Greater Minnesota Transit Systems – 2012 Operating Budget

Figures represent contracted amounts and are categorized according to their state statutory categories: urbanized, elderly and disabled, small urban and rural systems.

II. Greater Minnesota Transit Systems –Total

	Total Budget	Federal Share (5307/5311)	State Share	MVST	Local Share	% Local Share
Urbanized	\$20,534,000	\$2,868,000	\$6,132,395	\$7,426,805	\$4,106,800	20%
Elderly and disabled (ADA complementary paratransit)	\$3,400,000	\$0	\$1,300,400	\$1,589,600	\$510,000	15%
Small urban	\$3,972,000	\$1,136,700	\$917,900	\$1,123,000	\$794,400	20%
Rural	\$25,040,700	\$6,707,160	\$6,528,535	\$7,983,400	\$3,821,605	15%
Total	\$52,946,700	\$10,711,860	\$14,879,230	\$18,122,805	\$9,232,805	17.4%

II.a Urbanized Systems

	Total Budget	Federal Share (5307)	State Share	MVST	Local Share	% Local Share*
Duluth Transit Authority - RR	\$9,930,000	\$826,000	\$3,203,100	\$3,914,900	\$1,986,000	20%
East Grand Forks, City of – RR	\$217,000	\$69,000	\$47,000	\$57,600	\$43,400	20%
La Crescent Apple Express	\$177,000	\$44,000	\$43,900	\$53,700	\$35,400	20%
Moorhead, City of (MAT)	\$1,410,000	\$283,000	\$380,200	\$464,800	\$282,000	20%
Rochester Public Transit - RR	\$3,600,000	\$787,000	\$941,800	\$1,151,200	\$720,000	20%
St. Cloud Metropolitan Transit Commission RR	\$5,200,000	\$859,000	\$1,485,400	\$1,815,600	\$1,040,000	20%
Total	\$20,534,000	\$2,868,000	\$6,101,400	\$7,457,800	\$4,106,800	20%

II.b Elderly and Disabled Systems (ADA Complementary Paratransit)

	Total Budget	Federal Share	State Share	MVST	Local Share	% Local Share*
Duluth Transit Authority - STRIDE	\$560,000	\$0	\$214,200	\$261,800	\$84,000	15%
East Grand Forks, City of - DAR	\$50,000	\$0	\$19,100	\$23,400	\$7,500	15%
Moorhead, City of - Paratransit	\$250,000	\$0	\$95,600	\$116,900	\$37,500	15%
Rochester, City of - DAR	\$640,000	\$0	\$244,800	\$299,200	\$96,000	15%
St. Cloud Metropolitan Transit Commission - DAR	\$1,900,000	\$0	\$726,700	\$888,300	\$285,000	15%
Total	\$3,400,000	\$0	\$1,300,400	\$1,589,600	\$510,000	15%

*Statutory local share which appears in contracts.

Greater Minnesota Transit Systems – 2012 Operating Budget Continued

II.c Small Urban Systems

	Total Budget	Federal Share (5311)	State Share	MVST	Local Share	% Local Share*
Albert Lea Transit	\$250,000	\$60,550	\$62,750	\$76,700	\$50,000	20%
Benson Heartland Express	\$165,000	\$45,150	\$39,050	\$47,800	\$33,000	20%
Granite Falls Heartland Express	\$96,000	\$24,850	\$23,350	\$28,600	\$19,200	20%
Hibbing Area Transit	\$250,000	\$68,250	\$59,250	\$72,500	\$50,000	20%
Le Sueur Heartland Express	\$210,000	\$59,500	\$48,800	\$59,700	\$42,000	20%
Mankato Transit System	\$1,331,000	\$460,500	\$271,900	\$332,400	\$266,200	20%
Montevideo Heartland Express	\$122,000	\$25,900	\$32,200	\$39,500	\$24,400	20%
Morris Transit	\$390,000	\$109,900	\$90,900	\$111,200	\$78,000	20%
Northfield Transit	\$341,000	\$102,900	\$76,400	\$93,500	\$68,200	20%
St. Peter Transit	\$265,000	\$66,500	\$65,400	\$80,100	\$53,000	20%
Stewartville Heartland Express	\$70,000	\$18,200	\$17,000	\$20,800	\$14,000	20%
Winona Transit Service	\$482,000	\$94,500	\$130,900	\$160,200	\$96,400	20%
Total	\$3,972,000	\$1,136,700	\$917,900	\$1,123,000	\$794,400	20%

II.d Rural Systems

	Total Budget	Federal Share (5311)	State Share	MVST	Local Share	% Local Share*
Arrowhead Transit	\$4,935,000	\$1,272,250	\$1,315,100	\$1,607,400	\$740,250	15%
Austin-Mower County Area Transit	\$536,000	\$122,150	\$150,050	\$183,400	\$80,400	15%
Becker County Transit	\$315,000	\$89,250	\$80,300	\$98,200	\$47,250	15%
Brainerd and Crow Wing Public Transit	\$783,000	\$225,400	\$198,050	\$242,100	\$117,450	15%
Brown County Heartland Express	\$593,000	\$172,550	\$149,100	\$182,400	\$88,950	15%
Chisago-Isanti County Heartland Express	\$916,700	\$268,345	\$229,850	\$281,000	\$137,505	15%
Community Transit of Western Community Action	\$1,300,000	\$380,000	\$326,200	\$398,800	\$195,000	15%
Cottonwood County Transit	\$124,000	\$33,950	\$32,150	\$39,300	\$18,600	15%
Dawson Heartland Express	\$70,000	\$19,250	\$18,050	\$22,200	\$10,500	15%
FAR North Public Transit	\$286,000	\$80,850	\$72,950	\$89,300	\$42,900	15%
Faribault County Prairie Express	\$156,200	\$45,220	\$39,350	\$48,200	\$23,430	15%
Fosston Transit	\$79,000	\$22,505	\$20,045	\$24,600	\$11,850	15%
Hubbard County Heartland Express	\$300,000	\$74,200	\$81,300	\$99,500	\$45,000	15%
Kandiyohi Area Transit	\$1,100,000	\$329,000	\$272,700	\$333,300	\$165,000	15%
Lincoln County Heartland Express	\$167,400	\$44,590	\$43,900	\$53,800	\$25,110	15%
Mahnomen County Heartland Express	\$166,200	\$50,820	\$40,650	\$49,800	\$24,930	15%

*Statutory local share which appears in contracts.

Greater Minnesota Transit Systems – 2012 Operating Budget Continued

II.d Rural Systems - Continued

	Total Budget	Federal Share (5311)	State Share	MVST	Local Share	% Local Share*
Martin County Express	\$538,000	\$144,200	\$140,800	\$172,300	\$80,700	15%
Meeker County Public Transit	\$480,000	\$90,650	\$142,750	\$174,600	\$72,000	15%
Murray County Heartland Express	\$90,000	\$24,150	\$23,550	\$28,800	\$13,500	15%
Paul Bunyan Transit	\$848,000	\$222,950	\$223,950	\$273,900	\$127,200	15%
Pine River Ride With Us Bus	\$71,600	\$22,785	\$17,075	\$21,000	\$10,740	15%
Pipestone County Transit	\$340,000	\$91,000	\$89,100	\$108,900	\$51,000	15%
Prairie Five Rides	\$678,000	\$169,050	\$183,250	\$224,000	\$101,700	15%
Prairieland Transit	\$305,000	\$77,350	\$81,800	\$100,100	\$45,750	15%
Rainbow Rider Transit	\$1,371,000	\$257,600	\$408,450	\$499,300	\$205,650	15%
Red Lake Transit	\$180,000	\$87,500	\$0	\$0	\$92,500	51%
Renville County Heartland Express	\$330,000	\$54,250	\$101,750	\$124,500	\$49,500	15%
RiverRider Public Transit System	\$826,500	\$224,665	\$214,960	\$262,900	\$123,975	15%
Rock County Heartland Express	\$315,000	\$81,550	\$83,700	\$102,500	\$47,250	15%
SEMCAC Transportation	\$231,000	\$61,600	\$60,550	\$74,200	\$34,650	15%
Steele County Area Transit	\$410,000	\$109,900	\$107,300	\$131,300	\$61,500	15%
Three Rivers Hiawathaland Transit	\$1,118,000	\$313,250	\$286,650	\$350,400	\$167,700	15%
Timber Trails Public Transit	\$483,500	\$141,225	\$121,350	\$148,400	\$72,525	15%
Trailblazer Transit	\$1,200,000	\$310,450	\$319,250	\$390,300	\$180,000	15%
Transit Alternatives	\$940,000	\$278,250	\$234,250	\$286,500	\$141,000	15%
Tri-CAP Transit Connection	\$935,800	\$271,530	\$235,700	\$288,200	\$140,370	15%
Tri-Valley Heartland Express Bus	\$931,500	\$276,570	\$231,805	\$283,400	\$139,725	15%
Wadena County Friendly Rider Transit	\$368,000	\$111,300	\$90,600	\$110,900	\$55,200	15%
Watonwan Take Me There	\$222,300	\$55,055	\$60,200	\$73,700	\$33,345	15%
Total	\$25,040,700	\$6,707,160	\$6,528,535	\$7,983,400	\$3,821,605	15%

*Statutory local share which appears in contracts.

Metropolitan Area Transit Systems – 2011 Operating Expenditures

IV. Metro Area Transit Systems – Total

	Total Expenditures	Federal Share	State Share	Local Share
Metropolitan Council transit systems	\$344,415,466	\$10,380,583	\$217,436,649	\$116,598,234
Suburban transit providers	\$34,925,043	\$60,000	\$23,035,999	\$11,829,044
Other transit services/providers	\$6,158,648	\$332,493	\$266,742	\$5,559,413
Total	\$385,499,157	\$10,773,076	\$240,739,390	\$133,986,691

IV.a Metropolitan Council Transit Systems

	Total Expenditures	Federal Share	State Share	Local Share
Metro Transit – regular route bus	\$240,340,513	\$6,137,476	\$159,838,588	\$74,364,449
Metro Transit – light rail transit	\$25,755,340	\$0	\$4,520,450	\$21,234,890
Metro Transit – commuter rail*	\$15,636,739	\$0	\$3,406,965	\$12,229,774
Metro Mobility	\$41,506,214	\$2,750,000	\$33,323,573	\$5,432,641
Metropolitan Council contracted services – regular route bus	\$12,921,070	\$860,681	\$10,658,523	\$1,401,866
Metropolitan Council contracted services – Transit Link	\$6,774,245	\$632,426	\$4,981,226	\$1,160,593
Metropolitan Council contracted services – Metro Vanpool	\$1,481,345	\$0	\$707,324	\$774,021
Total	\$344,415,466	\$10,380,583	\$217,436,649	\$116,598,234

* The state share for Northstar Commuter Rail is comprised of 16.1 percent MnDOT Greater Minnesota funding.

IV.b Suburban Transit Providers

	Total Expenditures	Federal Share	State Share	Local Share
Laker Lines	\$950,770	\$60,000	\$468,161	\$422,609
Maple Grove Transit	\$4,129,402	\$0	\$2,170,924	\$1,958,478
Minnesota Valley Transit Authority	\$17,369,699	\$0	\$11,891,920	\$5,477,779
Plymouth Metrolink	\$3,871,010	\$0	\$2,797,192	\$1,073,818
Shakopee Transit	\$1,202,226	\$0	\$884,771	\$317,455
SouthWest Transit	\$7,401,936	\$0	\$4,823,031	\$2,578,905
Total	\$34,925,043	\$60,000	\$23,035,999	\$11,829,044

IV.c Other Transit Services/Providers

	Total Expenditures	Federal Share	State Share	Local Share
Ramsey Star Express	\$377,503	\$191,960	\$0	\$185,543
Rush Line	\$405,739	\$140,533	\$261,430	\$3,776
University of Minnesota Transit	\$5,375,406	\$0	\$5,312	\$5,370,094
Total	\$6,158,648	\$332,493	\$266,742	\$5,559,413

Metropolitan Area Transit Systems – 2011 Capital Expenditures

Capital expenditures are categorized according to National Transit Database categories.

V. Metro Area Transit Systems – Total

Transit System	Asset Category	Total Expenditure	Federal Share	State Share	Local Share
Metro Transit - regular route bus	Guideway	\$283,649	\$78,999	\$87,778	\$116,872
	Passenger stations & facilities	\$6,311,259	\$3,369,710	\$462,723	\$2,478,826
	Support facilities and garages	\$8,811,055	\$5,420,516	\$0	\$3,390,539
	Vehicles	\$61,641,558	\$54,578,339	\$0	\$7,063,219
	Technology maintenance & Improvements	\$1,799,736	\$1,177,377	\$0	\$622,360
	Other	\$877,909	\$692,284	\$114,107	\$71,518
	TOTAL	\$79,725,166	\$65,317,225	\$664,608	\$13,743,334
Metro Transit - light rail	Guideway	\$247,827,387	\$53,776,349	\$37,106,613	\$156,944,426
	Passenger stations & facilities	\$297,533	\$110,691	\$0	\$186,842
	Support facilities and garages	\$11,665,855	\$7,297,018	\$0	\$4,368,837
	Vehicles	\$8,581,129	\$6,791,179	\$0	\$1,789,950
	Technology maintenance & improvements	\$118,390	\$78,719	\$0	\$39,671
	Other	\$3,362,849	\$322,765	\$0	\$3,040,083
	TOTAL	\$271,853,143	\$68,376,721	\$37,106,613	\$166,369,808
Metro Transit - commuter rail	Guideway	\$162,483,956	\$4,210,959	\$256,497	\$158,016,500
	Passenger stations & facilities	\$17,546	\$0	\$0	\$17,546
	Other	\$6,999	\$5,599	\$0	\$1,400
	TOTAL	\$162,508,501	\$4,216,558	\$256,497	\$158,035,446
MC - contracted services - regular route bus	Vehicles	\$5,565,622	\$3,693,893	\$0	\$1,871,729
	Technology maintenance and improvements	\$386,216	\$0	\$0	\$386,216
	TOTAL	\$5,951,838	\$3,693,893	\$0	\$2,257,945
MC - contracted services - Transit Link	Vehicles	\$384,558	\$384,558	\$0	\$0
	TOTAL	\$384,558	\$384,558	\$0	\$0
Metro Mobility	Vehicles	\$3,063,422	\$2,194,218	\$0	\$869,204
	Technology maintenance and improvements	\$264,693	\$0	\$0	\$264,693
	TOTAL	\$3,328,115	\$2,194,218	\$0	\$1,133,897
Suburban transit providers	Guideway	\$209,901	\$0	\$99,901	\$110,000

Suburban transit providers (cont'd)	Passenger stations & facilities	\$1,608,757	\$18,820	\$222,788	\$1,367,149
	Support facilities and garages	\$585,985	\$0	\$0	\$585,985
	Vehicles	\$3,512,091	\$2,252,680	\$0	\$1,259,411
	TOTAL	\$5,916,734	\$2,271,500	\$322,689	\$3,322,545
GRAND TOTAL		\$15,581,245	\$8,544,169	\$322,689	\$6,714,387

Metropolitan Area Transit Systems – 2012 Operating Budget

VI. Metro Area Transit Systems – Total

	Total Budget	Federal Share	State Share	Local Share
Metropolitan Council transit systems	\$384,963,443	\$38,583,449	\$203,571,017	\$142,808,977
Suburban transit providers	\$35,541,575	\$60,000	\$21,015,572	\$14,466,003
Other transit services/providers	\$7,084,713	\$612,589	\$0	\$6,472,124
Total	\$427,589,731	\$39,256,038	\$224,586,589	\$163,747,104

VI.a Metropolitan Council Transit Systems

	Total Budget	Federal Share	State Share	Local Share
Metro Transit – regular route bus	\$273,359,920	\$30,569,449	\$148,667,022	\$94,123,449
Metro Transit – Light rail transit	\$27,816,718	\$0	\$4,244,696	\$23,572,022
Metro Transit – Commuter rail*	\$17,283,000	\$0	\$4,135,192	\$13,147,808
Metro Mobility	\$44,657,544	\$4,250,000	\$34,868,000	\$5,539,544
Metropolitan Council contracted services – regular route bus	\$14,781,517	\$3,097,795	\$6,745,653	\$4,938,069
Metropolitan Council contracted services – Transit Link	\$5,645,786	\$609,000	\$4,161,000	\$875,786
Metropolitan Council contracted services – Metro Vanpool	\$1,418,958	\$57,205	\$749,454	\$612,299
Total	\$384,963,443	\$38,583,449	\$203,571,017	\$142,808,977

*The state share for Northstar Commuter Rail is comprised of 16.1 percent MnDOT Greater Minnesota funding.

VI.b Suburban Transit Providers

	Total Budget	Federal Share	State Share	Local Share
Laker Lines	\$1,011,048	\$60,000	\$546,381	\$404,667
Maple Grove Transit	\$4,246,981	\$0	\$1,973,974	\$2,273,007
Minnesota Valley Transit Authority	\$16,959,971	\$0	\$10,145,279	\$6,814,692
Plymouth Metrolink	\$4,103,264	\$0	\$2,925,021	\$1,178,243
Shakopee Transit	\$1,191,270	\$0	\$764,835	\$426,435
SouthWest Transit	\$8,029,041	\$0	\$4,660,082	\$3,368,959
Total	\$35,541,575	\$60,000	\$21,015,572	\$14,466,003

VI.c Other Services/Providers

	Total Budget	Federal Share	State Share	Local Share
Ramsey Star Express	\$505,649	\$0	\$0	\$505,649
Rush Line	\$409,625	\$149,850	\$0	\$259,775
University of Minnesota Transit	\$6,169,439	\$462,739	\$0	\$5,706,700
Total	\$7,084,713	\$612,589	\$0	\$6,472,124

Intercity Bus – 2011 Expenditures*

VII. Intercity Bus – Total

	Total Costs	Federal Share	Private Funds
Jefferson Bus Lines	\$3,975,176	\$1,642,322	\$2,332,854
Land to Air Express	\$35,017	\$30,351	\$4,666
Total	\$4,010,192	\$1,672,672	\$2,337,520

VII.a Jefferson Bus Lines

	Total Costs	Federal Share	Private Funds
Marketing	\$632,133	\$505,706	\$126,427
Capital	\$641,460	\$513,168	\$128,292
Operating**	\$2,701,583	\$623,448	\$2,078,135
Total	\$3,975,176	\$1,642,322	\$2,332,854

VII.b Land to Air Express

	Total Costs	Federal Share	Private Funds
Marketing	\$6,708	\$5,366	\$1,342
Operating**	\$28,309	\$24,984	\$3,324
Total	\$35,017	\$30,351	\$4,666

*Unaudited ** Includes farebox revenue and operator's private funds

Intercity Bus – 2012 Budget

VIII. Intercity Bus – Total

	Total Costs	Federal Share	Private Funds
Jefferson Bus Lines	\$3,650,881	\$1,849,771	\$1,801,110
Land to Air Express	\$383,037	\$168,927	\$214,110
Total	\$4,033,918	\$2,018,698	\$2,015,220

VIII.a Jefferson Bus Lines

	Total Costs	Federal Share	Private Funds
Marketing	\$468,413	\$374,730	\$93,683
Capital	\$540,000	\$432,000	\$108,000
Operating**	\$2,642,469	\$1,043,041	\$1,599,428
Total	\$3,650,881	\$1,849,771	\$1,801,110

**Includes farebox revenue and Jefferson funds

VIII.b Land to Air Express

	Total Costs	Federal Share	Private Funds
Marketing	\$59,500	\$47,600	\$11,900
Operating**	\$323,537	\$121,327	\$202,210
Total	\$383,037	\$168,927	\$214,110

** Includes farebox revenue and operator's private funds

2011 Recipients: Job Access Reverse Commute and New Freedom Programs

IX. Job Access Reverse Commute Recipients

Metro Area	System and Project	Total Federal Award*	Contact
	Anoka County: Job Training Program (AnokAccess)	\$114,000	Nicole Swanson, 763- 783-4866 nicole.swanson@co.anoka.mn.us
	Dakota County: MFIP Transportation Services	\$106,900	Mark Jacobs, 651-554-5622 mark.jacobs@co.dakota.mn.us
	Emerge Community: Jobs Transportation Program	\$420,800	Mike Wynne, 612-529-9267 wynnem@emerge-mn.org
	PRISM: Ways to Work	\$435,307	Elizabeth Johnson, 763-432-4201 ejohnson@prismmpls.org
	Metro Transit: Route 14	\$493,138	Cyndi Harper, 651-349-7723 cyndi.harper@metc.state.mn.us
	MTS: Route 721	\$78,350	John Harper, 651-602-1744 john.harper@metc.state.mn.us
	MTS: Route 810	\$44,283	John Harper, 651-602-7723 john.harper@metc.state.mn.us
	MTS: Route 219	\$135,448	John Harper, 651-602-7723 john.harper@metc.state.mn.us
Greater Minnesota			
	Arrowhead Transit: Rural Rides	\$300,000	Jack Larson, 218-741-0724 jl Larson@aeoa.org
	Tri-Valley Bus: Rural Bus Routes	\$140,000	Cindy Pic, 218-281-0700 cpic@tvoc.org
	Duluth Transit Authority: Air Park Route	\$191,500	Dennis E. Jensen, 218-722-4426 djensen@duluthtransit.com
	St. Cloud Metro Bus: Route 75	\$75,000	Dave Tripp, 320-529-4482 dtripp@stcloudmtc.com
	Kandiyohi Area Transit: Willmar Industrial Park Bus Route	\$20,000	Tiffany Collins, 320- 214-7433 tcollins@katbus.org
	Trailblazer Transit: Rural Work Routes	\$45,000	Gary Ludwig, 507-237-3500 gludwig@trailblazertransit.com
	Vine Faith In Action: People to Jobs	\$45,000	Pam Determan, 507-387-1666 pamdeterman@vinevolunteers.com

*Award may be spent over multiple federal fiscal years.

X. New Freedom Recipients

Metro Area	System and Project	Total Federal Award*	Contact
	City of St. Paul: Accessible Pedestrian Signals	\$160,000	Brian Vitek, 651-487-6610 brian.vitek@ci.stpaul.mn.us
	Scott/Carver County: SmartLink Transit	\$310,000	Alan Herrman, 952-496-8277 aherrman@co.scott.mn.us
	CommonBond Communities: ADA Accessible Door-to-Door Service: Maple Plain, Mound and Excelsior	\$173,453	Kelly Matter, 651-290-6243 kelly.matter@commonbond.org
Greater Minnesota			
	Tri-Valley Bus: Travel Training	\$104,000	Cindy Pic, 218-281-0700 cpic@tvoc.org
	Vine Faith in Action: Mobility Management/Ride Coordination	\$79,000	Pam Determan, 507-387-1666 pamdeterman@vinevolunteers.com
	St. Cloud Metro Bus: Travel Training	\$80,000	Dave Tripp, 320-529-4482 dtripp@stcloudmtc.com
	City of Moorhead: Mobility Management Project	\$21,600	Lori Van Beek, 701-476-6686 lvambeek@matbus.com
	City of Moorhead: Accessible Pedestrian Signal	\$200,284	Lori Van Beek, 701-476-6686 lvambeek@matbus.com
	Tri-CAP Transit Connection: Mobility Management/Ride Coordination	\$165,000	Linda Elfstrand, 320-257-4445 linda.elfstrand@tricap.org

*Award may be spent over multiple federal fiscal years.

Operating Statistics

Minnesota Public Transit Systems – 2011 Ridership and Revenue Hours Summary

	Total Riders	Total Revenue Hours
Greater Minnesota	11,495,358	1,076,044
Urbanized	7,500,943	336,261
Elderly and disabled	224,484	88,340
Small urban	1,026,128	96,774
Rural	2,743,803	554,668
 Twin Cities Metropolitan Area	 93,915,055	 3,462,131
Metro Transit – regular route bus	69,023,716	1,930,128
Metro Transit – Light rail transit	10,400,864	145,322
Metro Transit – Commuter rail	703,427	16,350
Metro Mobility	1,579,714	759,907
Metropolitan Council contracted services – regular route bus	2,928,301	180,357
Metropolitan Council contracted services – Transit Link	329,857	117,011
Metropolitan Council contracted services – Metro Vanpool	189,825	26,456
Suburban transit providers	5,138,973	237,145
Other transit services/providers	3,620,378	49,455

Greater Minnesota Transit Ridership

	Ridership 2010	Ridership 2011	% Change	2011 % of GM Ridership
Elderly and Disabled (ADA Complementary Paratransit)				
Duluth Transit Authority STRIDE	25,590	25,285	-1%	0.2%
East Grand Forks Transit Dial-A-Ride	4,538	3,954	-13%	0.0%
Moorhead Metropolitan Area Transit Paratransit	19,174	20,233	6%	0.2%
Rochester Dial-A-Ride	40,717	40,471	-1%	0.4%
St. Cloud Metro Bus Dial-A-Ride	132,509	134,541	2%	1.2%
Total - Elderly and Disabled	222,528	224,484	1%	2.0%
Rural				
Arrowhead Transit	623,811	561,577	-10%	4.9%
Austin-Mower County Area Transit	78,748	82,247	4%	0.7%
Becker County Transit	33,674	37,436	11%	0.3%
Brainerd & Crow Wing Public Transit	83,160	84,200	1%	0.7%
Brown County Heartland Express	64,098	58,790	-8%	0.5%
Chisago-Isanti County Heartland Express	62,576	62,653	0%	0.5%
Community Transit of Western Community Action	128,708	124,689	-3%	1.1%
Cottonwood County Transit	19,163	19,165	0%	0.2%
Dawson Heartland Express	24,824	24,575	-1%	0.2%
FAR North Public Transit	26,294	28,517	8%	0.2%
Faribault County Prairie Express	10,735	10,939	2%	0.1%
Fosston Transit	17,294	17,116	-1%	0.1%
Grant County Alpha Transit	14,002	--	--	--
Hubbard County Heartland Express	25,062	28,776	15%	0.3%
Kandiyohi Area Transit	109,482	109,384	0%	1.0%
Lincoln County Heartland Express	11,846	11,336	-4%	0.1%
Mahnomen County Heartland Express	10,624	11,803	11%	0.1%
Martin County Express	62,400	61,577	-1%	0.5%
Meeker County Public Transit	60,772	65,211	7%	0.6%
Murray County Heartland Express	9,292	9,166	-1%	0.1%
Paul Bunyan Transit	96,270	99,313	3%	0.9%
Pine River Ride With Us Bus	7,191	8,202	14%	0.1%
Pipestone County Transit	36,037	34,847	-3%	0.3%
Prairie Five Rides	78,281	78,602	0%	0.7%
Prairieland Transit	39,558	32,897	-17%	0.3%
Rainbow Rider Transit	143,746	161,891	13%	1.4%
Red Lake Transit	9,542	9,879	4%	0.1%
Renville County Heartland Express	48,339	47,316	-2%	0.4%
RiverRider Public Transit System	74,235	71,225	-4%	0.6%
Rock County Heartland Express	24,289	25,126	3%	0.2%
SEMCAC Transportation	42,551	45,023	6%	0.4%
Steele County Area Transit	45,717	44,682	-2%	0.4%
Three Rivers Hiawathaland Transit	125,212	158,875	27%	1.4%
Timber Trails Public Transit (previously Mille Lacs)	27,295	33,199	22%	0.3%
Trailblazer Transit	140,261	137,065	-2%	1.2%
Transit Alternatives	125,112	132,497	6%	1.2%
Tri-CAP Transit Connection	79,763	74,597	-6%	0.6%
Tri-Valley Heartland Express Bus	69,626	69,447	0%	0.6%

Greater Minnesota Transit Ridership Continued

	Ridership 2010	Ridership 2011	% Change	2011 % of GM Ridership
Wadena County Friendly Rider Transit	44,024	48,949	11%	0.4%
Watonwan Take Me There	19,227	21,014	9%	0.2%
Total - Rural	2,752,841	2,743,803	0%	23.9%
Small Urban				
Albert Lea Transit	41,185	41,695	1%	0.4%
Benson Heartland Express	44,510	45,238	2%	0.4%
Faribault Flyer	16,695	16,166	-3%	0.1%
Granite Falls Heartland Express	22,684	22,954	1%	0.2%
Hibbing Area Transit	53,947	55,052	2%	0.5%
Le Sueur Heartland Express	26,538	26,285	-1%	0.2%
Mankato – Greater Mankato Transit System	354,445	363,401	3%	3.2%
Montevideo Heartland Express	25,492	27,447	8%	0.2%
Morris Transit	58,866	63,019	7%	0.5%
Northfield Transit	35,072	27,948	-20%	0.2%
St. Peter Transit	68,800	73,119	6%	0.6%
Stewartville Heartland Express	11,007	12,083	10%	0.1%
Winona Transit Service	238,370	251,721	6%	2.2%
Total - Small Urban	997,611	1,026,128	3%	8.9%
Urbanized				
Duluth Transit Authority - Regular Route	3,023,352	3,081,791	2%	26.8%
East Grand Forks Transit - Regular Route	24,973	28,789	15%	0.3%
La Crescent Apple Express	22,127	25,996	17%	0.2%
Moorhead Metropolitan Area Transit – Fixed Route	358,646	432,703	21%	3.8%
Rochester Public Transit – Regular Route	1,520,526	1,645,272	8%	14.3%
St. Cloud Metro Bus Fixed Route	2,192,736	2,286,392	4%	19.9%
Total - Urbanized	7,142,360	7,500,943	5%	65.3%
Total All Groups	11,115,340	11,495,358	3%	100.0%

Greater Minnesota Transit Revenue Hours

	Hours 2010	Hours 2011	% Change	2011 % of GM Hours
Elderly and Disabled (ADA Complementary Paratransit)				
Duluth Transit Authority STRIDE	15,765	15,946	1%	1.5%
East Grand Forks Transit Dial-A-Ride	4,817	4,808	0%	0.4%
Moorhead Metropolitan Area Transit Paratransit	9,356	9,773	4%	0.9%
Rochester Dial-A-Ride	12,385	13,368	8%	1.2%
St. Cloud Metro Bus Dial-A-Ride	43,527	44,445	2%	4.1%
Total - Elderly and Disabled	85,850	88,340	3%	8.2%
Rural				
Arrowhead Transit	93,403	84,895	-9%	7.9%
Austin-Mower County Area Transit	15,907	15,879	0%	1.5%
Becker County Transit	6,862	6,978	2%	0.6%
Brainerd & Crow Wing Public Transit	17,091	17,456	2%	1.6%
Brown County Heartland Express	10,752	10,797	0%	1.0%
Chisago-Isanti County Heartland Express	20,076	20,994	5%	2.0%
Community Transit of Western Community Action	26,166	24,856	-5%	2.3%
Cottonwood County Transit	3,090	3,097	0%	0.3%
Dawson Heartland Express	2,157	2,245	4%	0.2%
FAR North Public Transit	9,101	7,112	-22%	0.7%
Faribault County Prairie Express	4,478	4,868	9%	0.5%
Fosston Transit	2,288	2,294	0%	0.2%
Grant County Alpha Transit	2,846	--	--	--
Hubbard County Heartland Express	5,229	6,758	29%	0.6%
Kandiyohi Area Transit	18,861	19,107	1%	1.8%
Lincoln County Heartland Express	3,879	3,691	-5%	0.3%
Mahnomen County Heartland Express	3,891	3,972	2%	0.4%
Martin County Express	15,288	15,836	4%	1.5%
Meeker County Public Transit	13,568	13,406	-1%	1.2%
Murray County Heartland Express	1,935	1,992	3%	0.2%
Paul Bunyan Transit	17,477	17,218	-1%	1.6%
Pine River Ride With Us Bus	1,834	1,829	0%	0.2%
Pipestone County Transit	8,390	9,325	11%	0.9%
Prairie Five Rides	15,526	16,233	5%	1.5%
Prairieland Transit	10,671	10,253	-4%	1.0%
Rainbow Rider Transit	45,963	51,386	12%	4.8%
Red Lake Transit	2,580	2,520	-2%	0.2%
Renville County Heartland Express	8,923	9,283	4%	0.9%
RiverRider Public Transit System	17,364	15,876	-9%	1.5%
Rock County Heartland Express	5,362	5,534	3%	0.5%
SEMCAC Transportation	8,974	9,239	3%	0.9%
Steele County Area Transit	9,121	9,148	0%	0.9%
Three Rivers Hiawathaland Transit	20,533	20,542	0%	1.9%
Timber Trails Public Transit (previously Mille Lacs)	9,375	9,801	5%	0.9%
Trailblazer Transit	24,301	23,747	-2%	2.2%
Transit Alternatives	25,631	25,017	-2%	2.3%
Tri-CAP Transit Connection	20,192	18,509	-8%	1.7%
Tri-Valley Heartland Express Bus	18,625	16,187	-13%	1.5%

Greater Minnesota Transit Revenue Hours Continued

	Hours 2010	Hours 2011	% Change	2011 % of GM Hours
Wadena County Friendly Rider Transit	8,504	8,714	2%	0.8%
Watonwan Take Me There	8,093	8,077	0%	0.8%
Total - Rural	564,304	554,668	-2%	51.5%
Small Urban				
Albert Lea Transit	6,312	6,333	0%	0.6%
Benson Heartland Express	4,974	4,898	-2%	0.5%
Faribault Flyer	4,142	3,906	-6%	0.4%
Granite Falls Heartland Express	3,243	3,247	0%	0.3%
Hibbing Area Transit	9,078	9,696	7%	0.9%
Le Sueur Heartland Express	3,942	3,851	-2%	0.4%
Mankato – Greater Mankato Transit System	20,142	20,189	0%	1.9%
Montevideo Heartland Express	3,666	4,041	10%	0.4%
Morris Transit	10,608	10,825	2%	1.0%
Northfield Transit	6,171	6,274	2%	0.6%
St. Peter Transit	5,561	5,519	-1%	0.5%
Stewartville Heartland Express	2,367	2,374	0%	0.2%
Winona Transit Service	15,673	15,623	0%	1.5%
Total - Small Urban	95,876	96,774	1%	9.0%
Urbanized				
Duluth Transit Authority - Regular Route	134,849	137,912	2%	12.8%
East Grand Forks Transit - Regular Route	3,485	3,315	-5%	0.3%
La Crescent Apple Express	3,242	3,307	2%	0.3%
Moorhead Metropolitan Area Transit – Fixed Route	21,297	22,121	4%	2.1%
Rochester Public Transit – Regular Route	75,071	76,332	2%	7.1%
St. Cloud Metro Bus Fixed Route	84,128	93,274	11%	8.7%
Total - Urbanized	322,072	336,261	4%	31.2%
Total All Groups	1,068,102	1,076,044	1%	100.0%

Greater Minnesota Transit Indicators

	2011 Cost per Ride	2011 Cost per Hour	2011 Passengers per Hour
Duluth Transit Authority STRIDE	\$27.78	\$44.04	1.6
East Grand Forks Transit Dial-A-Ride	\$12.33	\$10.14	0.8
Moorhead Metropolitan Area Transit Paratransit	\$17.02	\$35.24	2.1
Rochester Dial-A-Ride	\$16.42	\$49.71	3.0
St. Cloud Metro Bus Dial-A-Ride	\$22.14	\$67.03	3.0
Rural			
Arrowhead Transit	\$9.03	\$59.73	6.6
Austin-Mower County Area Transit	\$7.13	\$36.94	5.2
Becker County Transit	\$9.36	\$50.22	5.4
Brainerd & Crow Wing Public Transit	\$10.08	\$48.63	4.8
Brown County Heartland Express	\$10.23	\$55.68	5.4
Chisago-Isanti County Heartland Express	\$18.20	\$54.31	3.0
Community Transit of Western Community Action	\$12.34	\$61.91	5.0
Cottonwood County Transit	\$7.51	\$46.45	6.2
Dawson Heartland Express	\$2.80	\$30.68	10.9
FAR North Public Transit	\$10.00	\$40.09	4.0
Faribault County Prairie Express	\$17.83	\$40.07	2.2
Fosston Transit	\$4.29	\$32.03	7.5
Hubbard County Heartland Express	\$11.66	\$49.63	4.3
Kandiyohi Area Transit	\$9.88	\$56.58	5.7
Lincoln County Heartland Express	\$19.66	\$60.39	3.1
Mahnomen County Heartland Express	\$17.20	\$51.11	3.0
Martin County Express	\$8.96	\$34.85	3.9
Meeker County Public Transit	\$10.51	\$51.13	4.9
Murray County Heartland Express	\$12.69	\$58.40	4.6
Paul Bunyan Transit	\$8.60	\$49.58	5.8
Pine River Ride With Us Bus	\$9.39	\$42.11	4.5
Pipestone County Transit	\$11.09	\$41.43	3.7
Prairie Five Rides	\$11.36	\$55.03	4.8
Prairieland Transit	\$10.01	\$32.12	3.2
Rainbow Rider Transit	\$10.59	\$33.37	3.2
Red Lake Transit	\$23.72	\$92.97	3.9
Renville County Heartland Express	\$11.12	\$56.70	5.1
RiverRider Public Transit System	\$12.28	\$55.09	4.5
Rock County Heartland Express	\$12.89	\$58.51	4.5
SEMCAC Transportation	\$6.36	\$30.97	4.9
Steele County Area Transit	\$10.89	\$53.17	4.9
Three Rivers Hiawathaland Transit	\$6.74	\$52.10	7.7
Timber Trails Public Transit (previously Mille Lacs)	\$18.15	\$61.49	3.4
Trailblazer Transit	\$13.28	\$76.62	5.8
Transit Alternatives	\$7.76	\$41.09	5.3
Tri-CAP Transit Connection	\$13.44	\$54.18	4.0
Tri-Valley Heartland Express Bus	\$13.67	\$58.64	4.3
Wadena County Friendly Rider Transit	\$7.11	\$39.93	5.6
Watsonwan Take Me There	\$14.38	\$37.41	2.6

Greater Minnesota Transit Indicators Continued

	2011 Cost per Ride	2011 Cost per Hour	2011 Passengers per Hour
Small Urban			
Albert Lea Transit	\$5.99	\$39.44	6.6
Benson Heartland Express	\$3.81	\$35.20	9.2
Faribault Flyer	\$11.36	\$47.00	4.1
Granite Falls Heartland Express	\$5.21	\$36.84	7.1
Hibbing Area Transit	\$5.05	\$28.65	5.7
Le Sueur Heartland Express	\$8.27	\$56.42	6.8
Mankato – Greater Mankato Transit System	\$4.14	\$74.50	18.0
Montevideo Heartland Express	\$5.98	\$40.59	6.8
Morris Transit	\$6.14	\$35.76	5.8
Northfield Transit	\$11.18	\$49.81	4.5
St. Peter Transit	\$4.07	\$53.94	13.2
Stewartville Heartland Express	\$5.17	\$26.30	5.1
Winona Transit Service	\$2.39	\$38.47	16.1
Urbanized			
Duluth Transit Authority - Regular Route	\$3.81	\$85.08	22.3
East Grand Forks Transit - Regular Route	\$8.78	\$76.24	8.7
La Crescent Apple Express	\$10.08	\$79.25	7.9
Moorhead Metropolitan Area Transit – Fixed Route	\$3.41	\$66.73	19.6
Rochester Public Transit – Regular Route	\$3.13	\$67.48	21.6
St. Cloud Metro Bus Fixed Route	\$2.65	\$64.84	24.5

Twin Cities Metro Area Transit Ridership

	Ridership 2010	Ridership 2011	% Change	2011 % of TC Ridership
Metropolitan Council Transit Systems				
Metro Transit – regular route bus	66,040,533	69,023,716	5%	73.5%
Metro Transit – light rail transit	10,455,860	10,400,864	-1%	11.1%
Metro Transit – commuter rail	710,426	703,427	-1%	0.7%
Metro Mobility	1,410,369	1,579,714	12%	1.7%
Metropolitan Council contracted services – regular route bus	2,915,286	2,928,301	0%	3.1%
Metropolitan Council contracted services – Transit Link	286,294	329,857	15%	0.4%
Metropolitan Council contracted services – Metro Vanpool	182,457	189,825	4%	0.2%
Total - Metropolitan Council Transit Systems	82,001,225	85,155,704	4%	90.7%
Suburban Transit Providers				
Laker Lines	50,392	87,213	73%	0.1%
Maple Grove Transit	752,608	801,442	6%	0.9%
Minnesota Valley Transit Authority	2,386,117	2,588,183	8%	2.8%
Plymouth Metrolink	464,142	515,522	11%	0.5%
Shakopee Transit	116,599	116,595	0%	0.1%
SouthWest Transit	1,002,382	1,030,018	3%	1.1%
Total - Suburban Transit Providers	4,772,240	5,138,973	8%	5.5%
Other Transit Services/Providers				
DARTS*	58,019	--	--	--
Hastings TRAC*	10,432	--	--	--
Hopkins Hop-A-Ride*	827	--	--	--
H.S.I. Transporter*	14,673	--	--	--
Lake Area Bus*	4,985	--	--	--
Northeast Suburban Transit	3,722	--	--	--
Park People Mover*	242	--	--	--
PRISM Express*	4,556	--	--	--
Ramsey Star Express	55,487	54,097	-3%	0.1%
Rush Line	4,397	32,410	637%	0.0%
University of Minnesota Transit	4,044,192	3,533,871	-13%	3.8%
Total - Other Transit Services/Providers	4,199,478	3,620,378	-14%	3.9%
Total All Groups	90,972,943	93,915,055	3%	100.0%

*In 2010, the Metropolitan Council restructured service delivery for dial-a-ride services. During the first half of the year, the Council discontinued subsidies to community-based dial-a-ride programs and consolidated these services under a new region-wide contracted service called Transit Link.

Twin Cities Metro Area Transit Revenue Hours

	Hours 2010	Hours 2011	% Change	2011 % of TC Hours
Metropolitan Council Transit Systems				
Metro Transit – regular route bus	1,921,898	1,930,128	0.4%	55.7%
Metro Transit – light rail transit	140,005	145,322	3.8%	4.2%
Metro Transit – commuter rail	16,341	16,350	0.1%	0.5%
Metro Mobility	688,039	759,907	10.4%	21.9%
Metropolitan Council contracted services – regular route bus	184,666	180,357	-2.3%	5.2%
Metropolitan Council contracted services – Transit Link	118,949	117,011	-1.6%	3.4%
Metropolitan Council contracted services – Vanpool	26,826	26,456	-1.4%	0.8%
Total - Metropolitan Council Transit Systems	3,096,724	3,175,531	2.5%	91.7%
Suburban Transit Providers				
Laker Lines	2,872	5,072	76.6%	0.1%
Maple Grove Transit	30,042	31,094	3.5%	0.9%
Minnesota Valley Transit Authority	121,882	122,268	0.3%	3.5%
Plymouth Metrolink	34,050	34,377	1.0%	1.0%
Shakopee Transit	8,289	7,771	-6.2%	0.2%
SouthWest Transit	33,810	36,563	8.1%	1.1%
Total - Suburban Transit Providers	230,944	237,145	2.7%	6.8%
Other Transit Services/Providers				
DARTS*	25,609	--	--	--
Hastings TRAC*	2,486	--	--	--
Hopkins Hop-A-Ride*	392	--	--	--
H.S.I. Transporter*	5,559	--	--	--
Lake Area Bus*	1,682	--	--	--
Northeast Suburban Transit*	1,189	--	--	--
Park People Mover*	167	--	--	--
PRISM Express*	1,636	--	--	--
Ramsey Star Express	1,349	1,344	-0.4%	0.0%
Rush Line	446	2,198	392.8%	0.1%
University of Minnesota Transit	44,318	45,913	3.6%	1.3%
Total - Other Services/Providers	84,833	49,455	-41.7%	1.4%
Total All Groups	3,412,501	3,462,131	1.5%	100.0%

*In 2010, the Metropolitan Council restructured service delivery for dial-a-ride services. During the first half of the year, the Council discontinued subsidies to community-based dial-a-ride programs and consolidated these services under a new region-wide contracted service called Transit Link.

Twin Cities Metro Area Transit Indicators

	2011 Cost per Ride	2011 Cost per Hour	2011 Passengers per Hour
Metropolitan Council Transit Systems			
Metro Transit – regular route bus	\$3.48	\$124.52	35.8
Metro Transit – light rail transit	\$2.48	\$177.23	71.6
Metro Transit – commuter rail	\$22.23	\$956.38	43.0
Metro Mobility	\$26.27	\$54.62	2.1
Metropolitan Council contracted services – regular route bus	\$4.41	\$71.64	16.2
Metropolitan Council contracted services – Transit Link	\$20.54	\$57.89	2.8
Metropolitan Council contracted services – Metro Vanpool	\$7.80	\$55.99	7.2
Suburban Transit Providers			
Laker Lines	\$10.90	\$187.45	17.2
Maple Grove Transit	\$5.15	\$132.80	25.8
Minnesota Valley Transit Authority	\$6.71	\$142.06	21.2
Plymouth Metrolink	\$7.51	\$112.60	15.0
Shakopee Transit	\$10.31	\$154.71	15.0
SouthWest Transit	\$7.19	\$202.44	28.2
Other Transit Services/Providers			
Ramsey Star Express	\$6.98	\$280.88	40.3
Rush Line	\$12.52	\$184.59	14.7
University of Minnesota Transit	\$1.52	\$117.08	77.0

Glossary

Glossary

This glossary contains technical terms that may appear in the 2012 Minnesota Transit Report. Many of these terms have multiple definitions; therefore, these terms are defined as they are used in the context of this report.

Accessible vehicle – A public transportation vehicle that does not restrict access, is usable and provides allocated space and/or priority seating for individuals who use wheelchairs.

Americans with Disabilities Act (ADA) – The Americans with Disabilities Act passed in July 1991 gave direction to local transit agencies to ensure full access to transportation for persons with disabilities.

Base fare – The price charged to one adult for one transit ride-excludes transfer charges, zone charges, express service charges, peak period surcharges and reduced fares.

Bus rodeo – An annual competition in which transit bus drivers demonstrate skills, such as emergency stops and maneuvers.

Capital cost – The cost of equipment and facilities required to support transportation systems: vehicles, radios, shelters, etc.

Commuter service – Express transit service generally connecting residential areas and activity centers via a high speed, non-stop connection.

Coordination – A cooperative arrangement among transportation providers and/or purchasers, which is aimed at realizing increased benefits through the shared management and/or operation of one or more transportation-related function.

Cost effectiveness – The ratio of the cost of a transit system to the level of service provided. Various measures may be used to determine cost effectiveness, as an example, cost per passenger trip.

Dedicated funding source – A funding source, which by law, is available for use only to support a specific purpose and cannot be diverted to other uses; e.g., the federal gasoline tax can only be used for highway investments and, since 1983, for transit capital projects.

Demand response/dial-a-ride service – A transportation service characterized by flexible routing and scheduling of relatively small vehicles to provide door-to-door or point-to-point transportation at the user's demand.

Fare – The payment for a ride on a passenger vehicle, whether cash, tokens, transfer or pass.

Fare box – A device that accepts coins, bills, tickets and tokens given by passengers as payment for rides.

Fare box recovery ratio – Total fare revenue divided by the total operating cost.

Federal Transit Administration (FTA) – An operating administration within the United States Department of Transportation that administers federal programs, providing financial assistance to public transit.

Fixed route – Transportation service operated over a set route or network of routes on a regular time schedule.

Flexible fixed route – See route deviation.

Funding classification – Greater Minnesota transit services are categorized according to the following classifications in Minn. Stat. 174.22:

- **Rural** – A county or multi-county transit system serving a geographic area primarily with populations under 2,500 or a stand-alone transit system within a city of less than 2,500 people.
- **Small Urban** – A stand-alone transit system within a city of between 2,500 and 50,000 people.
- **Urbanized** – A transit system within a metropolitan area with populations greater than 50,000.
- **ADA complementary paratransit** – Demand Response service for persons with disabilities in geographic areas where fixed route services are provided; provision of this services is required by the Americans with Disabilities Act. Described in Minnesota State Statutes as “Elderly and Disabled.”

Intercity bus service – Transportation between metropolitan areas and rural areas, traveling over long distances, via an over-the-road coach with luggage space.

Light rail transit (LRT) – A metropolitan electric railway system characterized by its ability to operate single cars or short trains along exclusive right-of-way at ground level, on aerial structures or in subways.

MAP-21– Moving Ahead for Progress in the 21st Century Act, signed into law in July 2012, establishes surface transportation funding programs for federal fiscal years 2013 and 2014.

Motor vehicle sales tax (MVST) – A source of revenue for Minnesota public transit. The percentages of this revenue source designated for metropolitan area and Greater Minnesota transit are defined in Minn. Stat. 297B.09.

Operating expenditures – The recurring costs of providing transit service; e.g., wages, salaries, fuel, oil, taxes, maintenance, depreciation, insurance, marketing, etc.

Operating deficit – Total operating expenditures minus total operating revenue.

Operating revenue – The total revenue earned by a transit agency through its transit operations. It includes passenger fares, advertising and other revenue.

Total operating cost – The total of all operating costs incurred during the transit system calendar year, excluding expenses associated with capital grants.

Paratransit – A flexible form of public transportation service that is not provided over a fixed-route; it is a demand responsive service.

Park and ride facility – A common location; e.g., parking lot, for individuals to park their personal vehicle and board a high occupancy travel mode such as a commuter train or bus.

Pass – A means of transit payment, usually a pre-paid card that is displayed to a bus driver in lieu of cash for the fare.

Peak period – The hours when traffic or passenger demand is the greatest.

Public transportation – Transportation service that is available to any person upon payment of the fare either directly, subsidized by public policy, or through some contractual arrangement, and which cannot

be reserved for the private or exclusive use of one individual or group. “Public” in this sense refers to the access to the service, not to the ownership of the system that provides the service.

Ridership – The total of all revenue passengers, transfer passengers on second/successive rides and free ride passengers.

Total passengers – See ridership.

Passenger trip – A measure for one person making a one-way trip from origin to destination. One round trip equals two passenger trips.

Ridesharing – A form of transportation, other than public transit, in which more than one person shares the use of a vehicle, such as a van or car, to make a trip. Variations include carpooling or vanpooling.

Revenue hours – The number of transit vehicle hours when passengers are being transported. Calculated by taking the total time when a vehicle is available to the general public and there is an expectation of carrying passengers. Excludes deadhead hours, but includes recovery/layover time.

Route deviation – Transportation service operating on a standard route along a public right of way, from which it may deviate from time to time, in response to a demand for its service or to take a passenger to a destination, after which it returns to its standard route.

Rural Transit Assistance Program (RTAP) – The section of the Federal Transit Act of 1991, as amended, that provides funds for training, technical assistance, research and other support services for rural transit providers.

Section 5303 (Metropolitan Planning Program) – The section of the Federal Transit Act of 1991, as amended, that provides financial assistance to metropolitan planning organizations that are responsible for conducting planning activities and technical assistance for public transit services. The program is expected to support the basic transportation planning process underway in urbanized areas, including capital planning, financial planning and operations-related planning essential to the provision of transit services.

Section 5304 (State Transportation and Planning Program) – The section of the Federal Transit Act of 1991, as amended, that provides financial assistance to the states for purposes of planning, technical studies and assistance, demonstrations, management training and cooperative research activities.

Section 5307 (Urbanized Area Formula Program) – The section of the Federal Transit Act of 1991, as amended, that authorizes grants to public transit systems in urban areas with populations of more than 50,000 for both capital and operating projects. Based on population and density figures, these funds are distributed directly to the transit agency from the FTA.

Section 5309 (Capital Program) – The section of the Federal Transit Act of 1991, as amended, that authorizes discretionary capital assistance for major capital needs, such as fleet replacement and construction of transit facilities.

Section 5310 (Elderly and Persons with Disabilities Capital Program) – The section of the Federal Transit Act of 1991, as amended, that provides grant funds for the purchase of accessible vehicles and related support equipment for private non-profit organizations to serve elderly and/or disabled people, public bodies that coordinate services for elderly and disabled, or any public body that certifies to the state that non-profits in the area are not readily available to carry out the services.

Section 5311 (Non-urbanized Area Formula Program) – The section of the Federal Transit Act of 1991, as amended, that authorizes grants to public transit systems in non-urbanized areas (fewer than

50,000 population). The funds initially go to the governor of each state. In Minnesota, MnDOT administers these funds.

Section 5316 (Job Access and Reverse Commute - JARC) – A formula-based federally-funded program established under SAFETEA-LU that is administered by the FTA. The goal of the JARC grant program is to improve access to transportation services to employment and employment-related activities for welfare recipients and eligible low-income individuals to transport residents of urbanized areas and non-urbanized areas to suburban employment opportunities.

Section 5317 (New Freedom - NF) – A formula-based federally-funded program established under SAFETEA-LU that is administered by the FTA. The goal of the New Freedom grant program is to provide additional tools to overcome existing barriers facing Americans with disabilities seeking integration into the workforce and full participation in society.

Service area – The geographic area that coincides with a transit system's legal operating limits; e.g., city limits, county boundary, etc.

Service hours – See revenue hours.

Service span – The duration of time that service is made available or operated during the course of the service day; e.g., 6 a.m. to 10 p.m.

Subscription service – Transportation service in which routes and schedules are prearranged to meet the needs of riders who sign up for the service in advance.

TIGGER – The TIGGER (Transportation Investments for Greenhouse Gas and Energy Reduction) discretionary grant program was included in ARRA to assist in reducing the energy consumption or greenhouse gas emissions of public transportation systems.

Transit – Transportation by bus, rail or other conveyance, either publicly or privately owned, that provides general or special service on a regular and continuing basis. The term includes fixed-route and paratransit services as well as ridesharing. Also known as mass transportation or mass transit.

Transit dependent – A description for someone who does not have immediate access to a private vehicle, or because of age or health reasons cannot drive and must rely on others for transportation.

Vanpool – See ridesharing.

Vehicle Classification – MnDOT classifies transit vehicles according to the following categories:

- **Class 300** – A small-size light-duty transit bus approximately 16-22 feet long with a raised roof/single or dual rear wheels (up to 12,500 gross vehicle weight rating).
- **Class 400** – A medium-size light-duty transit bus approximately 20-30 feet long with a raised roof/dual rear wheels (12,300-16,000 gross vehicle weight rating).
- **Class 500** – A medium-size medium-duty transit bus approximately 25-40 feet long (17,000-24,000 gross vehicle weight rating).
- **Class 600** – A medium-size heavy-duty transit bus approximately 25-40 feet long (21,000-32,000 gross vehicle weight rating).
- **Class 700** – A large-size heavy-duty transit bus/over-the-road bus approximately 30 feet and longer with a rear-mounted engine.