

MINNESOTA SNOWMOBILE

Safety Laws, Rules & Regulations

2011-2012



This document is made available electronically by the Minnesota Legislative Reference Library as part of an ongoing digital archiving project.
<http://www.leg.state.mn.us/lrl/lrl.asp>



Minnesota Department of Natural Resources

1-888-MINNDNR • www.mndnr.gov

Vital Hand Signals



STOP

Either arm raised and extended straight up over the head with palm of hand flat.



SLOWING

Left arm extended from the side of the body with a downward flapping motion.



**RIGHT
TURN**

Left arm raised at shoulder height, elbow bent and forearm vertical with palm of hand flat.



**LEFT
TURN**

Left arm extended straight out from shoulder and pointing in the direction of the turn.



CRAZY

When one of your fellow riders indicates they're sledding without Allstate Snowmobile Insurance, tell them they're crazy.



Allstate®

SNOWMOBILE
POLICIES \$13*
AS LOW AS A MONTH

Call an Allstate Agent.
888-ALLSTATE

*Actual costs will vary and may depend on coverages selected. Subject to terms, availability and qualifications. Allstate Indemnity Company, Allstate Insurance Company, Allstate Property and Casualty Insurance Company, Northbrook, IL and Allstate New Jersey Property and Casualty Insurance Company, Bridgewater, NJ. © 2011 Allstate Insurance Company

PAID ADVERTISEMENT

TABLE OF CONTENTS

This is a summary of Minnesota 2011-2012 snowmobile regulations. For complete regulations, consult the state statutes and rules and check for any local ordinances.

Conservation Officer Message	4
Registering Your Snowmobile	7
Fees	7
How to Register Your Snowmobile	8
Registration Numbers and Validation Decals	8
Snowmobile State Trail Sticker	12
Rules of the Road and Trail	15
Signs	16
Equipment Requirements	18
Safety Training Requirements	19
Youth Operation Requirements	20
General Operation	21
Where You May Ride	21
Where You May Not Ride	22
Other Prohibitions	23
Snowmobiling While Intoxicated	24
Speed Limits	25
Accidents	25
Enforcement	26
Penalties	26
Minnesota Trespass Laws	27
Game Laws Related to Snowmobiling	28
For More Information	29
Grant-In-Aid Program	30
Sunrise/Sunset Table	30

A Message from Your DNR Conservation Officers:

Riding a snowmobile is a wonderful winter pastime in our state. You can go places where most people aren't able to go. But it's a sport that needs to be respected. Remember, snowmobiling takes place in unpredictable and uncontrollable natural settings. Operating a snowmobile is much riskier than driving a car.

Thirteen people lost their lives in snowmobile accidents in Minnesota alone last year. Nationwide reports show the consumption of alcohol was a contributing factor in many snowmobile fatalities. That's why DNR Conservation Officers strongly encourage every snowmobiler to set an example to all riding companions by practicing 'Zero Alcohol' as part of their own regular safe riding habit. Many snowmobilers already choose to ride alcohol free. Practicing 'Zero Alcohol' before and during your ride will save lives and reduce injuries. 'Zero Alcohol,' it's your smart choice for safer snowmobiling.



Volunteer Youth Snowmobile Safety Instructor has class!

Dave Guenther of Pequot Lakes was named the 2010 Youth Snowmobile Instructor of the Year. Dave has been a DNR safety instructor for 15 years. By day he's a visual arts instructor at the local high school. He allows students to make and paint snowmobiling related projects in his classroom. Dave continuously goes above and beyond to reach and teach the local youth about the sport of snowmobiling. Dave is a positive influence on the kids. In fact, current Minnesota United Snowmobilers Association (MnUSA) President Keith Twombly is one of the many youth that has gone through Guenther's safety class. Guenther was presented the award from Gov. Mark Dayton and DNR Commissioner Tom Landwehr during the MnUSA Rendezvous in Alexandria last February.

If you are interested in becoming a DNR youth volunteer instructor go to:

www.dnr.state.mn.us/safety/instructors/process.html

Heading Out West?

Did you know that almost half of snowmobile avalanche fatalities in mountainous states involve people from the upper Midwest? Prepare for your mountain state trips so you don't become a statistic. Before you leave, check out information on avalanche education, equipment, survival, and U.S. Avalanche Centers at: www.avalanche.org.

This publication is paid for through the sale of advertising. The State of Minnesota and the Department of Natural Resources can neither endorse products or services advertised nor accept any liability arising from the use of these products or services. Equal opportunity to participate in and benefit from programs of the Minnesota Department of Natural Resources is available to all individuals regardless of race, color, creed, religion, national origin, sex, marital status, public assistance status, age, sexual orientation, disability, or activity on behalf of a local human rights commission. Discrimination inquiries should be sent to MN-DNR, 500 Lafayette Road, St. Paul, MN 55155-4031 or the Equal Opportunity Office, Department of the Interior, Washington, DC 20240.

Copyright 2011, State of Minnesota, Department of Natural Resources.

RECYCLABLE: This coated paper protects your regulations from water and the wear and tear of constant use.

To recycle, remove the staples and then recycle.

This information is available in an alternative format upon request.

THERE'S ONLY ONE SKI-DOO



Discover the 2012 Ski-Doo Sleds at these participating dealers:

Duluth Lawn and Sport

Duluth
218-628-3718
www.duluthlawnandsport.com

Hilmerson Sports Center

Little Falls
320-632-4408
www.hilmersonsportscenter.com

Miller Sellner

Sleepy Eye
1-888-645-7355
www.millersellner.com

Moorhead Marine

Moorhead
218-233-4489
www.moorheadmarine.com

Northwood Equipment

Aitkin
218-927-2140
www.northwoodequipment.com

Ollie's Service Inc.

Alexandria
320-763-4455
www.oliesservice.com

Olson Power & Equipment

North Branch
651-674-4494
www.olsonpower.com

Seaberg Power Sports

Detroit Lakes
218-847-9264
www.seabergpowersport.com

Snell Powersports & Equipment

Mankato
507-304-6786
www.snellps.com

St. Boni Motorsports

St. Bonifacius
952-446-1554
www.stboni.net

ski-doo
BETTER RIDES. BETTER RIDERS.™



© 2011 BRP. All rights reserved. ®, TM and the BRP logo are trademarks of Bombardier Recreational Products Inc. or its affiliates. Products are distributed in the United States (U.S.) by BRP US Inc. Based on retail sales results as of May 31, 2011. Promotions are subject to termination or change at any time without notice. See your participating Ski-Doo dealer for all details. BRP reserves the right, at any time, to discontinue or change specifications, prices, designs, features, models or equipment without incurring any obligation. Always consult your snowmobile dealer when selecting a snowmobile for your particular needs and carefully read and pay special attention to your Operator's Guide, Safety Video, Safety Handbook and to the safety labelling on your snowmobile. Always ride responsibly and safely. Always wear appropriate clothing, including a helmet.

Paid Advertisement

WELCOME TO SNOWMOBILING

The sense of freedom you get while riding a snowmobile over Minnesota's snow-covered lands and frozen lakes can be exhilarating. Yet with that freedom comes responsibility. Minnesota's system of more than 22,000 miles of snowmobile trails depends on the cooperation of landowners, non-motorized trail users, other recreationists, and local units of government. The vast majority of trails are groomed and maintained by snowmobile club volunteers.

Keep in mind that trespass is the most frequent complaint landowners have against snowmobilers. Trespass seriously impacts the ability of clubs to get private landowners to allow grant-in-aid trails on their property. We recommend that all recreational users ask first before entering private lands, even if the land is not posted. That simple courtesy will go a long way to improve relationships between landowners and snowmobilers.

Please read this booklet to learn your legal obligations as a snowmobiler. By driving safe, smart, and legal you protect the future of your sport.

Before you ride

- Read your Minnesota snowmobile regulations.
- Read your owner's manual.
- Check your snowmobile and equipment.
- Wear a helmet, eye protection, and proper clothing.
- Find out about ice and snow conditions.
- Tell someone where you are going and when you expect to return.

Be sure to

- Let weather, lighting, and trail conditions determine a safe speed.
- Ride straight—no alcohol or drugs.
- Stay to the right on trails.
- Use your headlight and taillight.
- Maintain adequate spacing between machines to avoid collision.
- Reduce your speed when riding at night to less than 40 MPH. Studies have shown speed over 40 MPH results in overdriving your headlights.
- Always yield to other motor vehicles.
- Stay clear of thin ice and lake inlets — never cross open water.
- Never ride alone—use the buddy system.
- Stay on groomed area of trails.

Obey all laws and regulations

- Maximum speed in Minnesota is 50 MPH. (see page 25)
- Display current snowmobile registration.
- Display Snowmobile State Trail Sticker if operating on state or grant-in-aid trail (see page 12 - 14).
- Stay off the roadway, shoulder, and inside slope of state and county roads (see page 15).

- Operate your snowmobile in the same direction as roadway traffic when riding one-half hour after sunset to one-half hour before sunrise.
- Be sure any youth operating your snowmobile has a safety certificate.
- Stay off the median of four-lane roadways.
- Come to a complete stop and look both ways before crossing a public roadway whether there is a stop sign or not.
- Cross public roadways at a 90 degree angle.
- Check local ordinances on when and where you may ride.

Registering Your Snowmobile

Snowmobiles operated or transported in Minnesota must be registered with the DNR. If your snowmobile is not registered, you may not operate, transport, or permit it to be operated. You must be at least 18 years old to register a snowmobile.

Also see Snowmobile State Trail Sticker requirements on pages 12 - 14.

Snowmobiles do not need to be registered with the DNR if:

- being used to groom a state or grant-in-aid trail
- owned and used by the federal government, an Indian tribal government, another state, or a political subdivision
- registered in a country other than the U.S. being used temporarily in Minnesota
- currently registered in another state and not kept in Minnesota for more than 30 consecutive days
- used exclusively in organized track-racing events
- in transit by a manufacturer, distributor, or dealer
- at least 15 years old in transit by an individual for use on land owned or leased by the individual
- used exclusively for agricultural purposes.

Fees

Snowmobile registration fees:

Type of Registration	Fee
Snowmobile	\$ 48.50 every three years
Duplicate Registration Card	\$ 7.50
Duplicate Decal	\$ 1.50
Transfer	\$ 7.50
Dealer	\$ 53.50 every year
Manufacturer	\$153.50 every year
Collector Unlimited Use	\$ 9.50

Purchase a three-year, \$31.00 Snowmobile State Trail Sticker when registering your snowmobile. See page 14.

How to Register Your Snowmobile

Register your snowmobile in person at any deputy registrar of motor vehicles or at the DNR License Center in St. Paul. When you register your snowmobile you will need the make, model, year, serial number, engine size, and sales receipt that shows the proof of sales tax payment. Sales between private parties do not require payment of sales tax.

A person may not sell a snowmobile without furnishing the buyer with a bill of sale. Transfers and registration renewals are the responsibility of the owner.

Snowmobiles purchased from a retail dealer must be registered by the purchaser at the dealer. The dealer will issue a temporary 21-day registration. The temporary registration will indicate if a State Trail Sticker was also purchased.

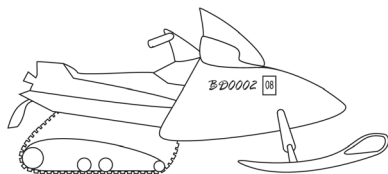
Registration Numbers and Validation Decal

When you register your snowmobile, you will be assigned a snowmobile registration number and receive a registration card. When you receive your registration card, sign it and keep it handy. You do not have to carry it with you, but if an enforcement officer asks to see it, you must produce it within a reasonable amount of time. The current registration number and validation decal must be displayed.

Display of Registration Number and Validation Decal

Where:

- Display in the 3" x 7" space provided by the manufacturer on the cowling or pan, or
- If no space is provided, place on each side of the snowmobile on the upper half, forward of the handlebars in a visible location.



How:

The DNR issued validation decal must be placed to immediately follow your registration numbers.

Numbers and letters must be:

- 1- 7/8" high
- 3/16" stroke width
- contrasting color of the snowmobile
- in the English language
- placed to read left to right.



VISIT
sledder.net
TODAY!

Paid Advertisement



EXTREME
Graphics

Custom Hood Wraps
Registration Numbers
Racing Kits • Trucks • Trailers
Screen-Printing Apparel

763-241-1661

Paid Advertisement

PROTECT OUR TRAILS JOIN!

Minnesota United Snowmobilers Association

For nearly 30 years, Minnesota United Snowmobilers Association (MnUSA) members and volunteers have worked to preserve and protect snowmobiling in Minnesota and across the United States through legislative initiatives, trail development and involvement in land access for trails

www.mnsnowmobiler.org

As a member, you receive:

- 8 issues of the award winning Minnesota Snowmobiling magazine (a \$15 value)
- discounts at numerous establishments
- representation at governmental agencies
- \$2,000 accidental death or dismemberment policy*

* for individual/family memberships only

- AND MUCH MORE

**ONLY \$20* A YEAR
FOR A FAMILY MEMBERSHIP!**

***MNUSA membership is not tax deductible.**

DOING MY SHARE; DISPLAY THE MnUSA DECAL ON YOUR SLED

JOIN MnUSA TODAY: 763.577.0185 • www.mnsnowmobiler.org

Paid Advertisement

Expiration, Renewal, and Duplicate

The expiration date appears on both the registration card and the registration validation decal. All snowmobile registrations expire on June 30 of the last year the registration is valid.

You should receive a notice by mail to renew your registration. Please notify the DNR of any address change. Whether you are notified or not, you are responsible for renewing your snowmobile registration.

The renewal fee is the same as the first-time registration fee. When you pay it, you will receive new validation decals and a registration card. You may renew your registration at www.mndnr.gov/snowmobiling.

To obtain a duplicate registration card or decal, contact the DNR License Center or your local deputy registrar. For fees see page 7.

Transfer of Ownership

If you buy a snowmobile that is currently registered in Minnesota, you may use a transferred registration for the time remaining on the previous owner's registration.

Simply obtain the current registration card and bill of sale from the previous owner and send it, along with a transfer application and the transfer fee of \$7.50, to the DNR License Center or a deputy registrar. Transfer applications must be made within 15 days after the transfer or sale actually occurs. A transferred registration is only valid until the previous owner's registration expires.

Collector Snowmobile Permit

A special permit may be issued to a person or organization to operate or transport a collector snowmobile without registration for parades or organized group outings, such as races, rallies, and other promotional events, and for up to ten days each year for personal transportation. "Collector snowmobile" means a snowmobile that is 25 years old or older, was originally produced as a separate identifiable make by a manufacturer, and is owned and operated solely as a collectors item.

Optional Collector Registration

Snowmobiles 25 years old or older may be registered for unlimited use. This registration is non-transferable. The collector registration does not expire and is valid until the ownership of the snowmobile is transferred. Snowmobile trail sticker is required if you operate on a state or grant-in-aid trail.



SLOW DOWN! Trails are NOT race tracks and ditches have many hazards!



**2,000 MILES OF TRAILS.
THAT'S LIKE TO NEW YORK AND BACK.**



For the latest trail conditions and trail side lodging:

***IronRange.org* ★ 800-777-8497**

**AURORA ★ BIWABIK ★ BUHL ★ CHISHOLM ★ EVELETH ★ GILBERT ★ HIBBING
HOYT LAKES ★ MOUNTAIN IRON ★ TOWN OF WHITE ★ VIRGINIA**

Destroyed, Abandoned, or Stolen Snowmobile

If your snowmobile is destroyed, abandoned, or stolen or you no longer register it in Minnesota, notify the DNR License Center at 500 Lafayette Rd, St. Paul, MN 55155-4026, (651) 296-2316 or 1-800-285-2000 within 15 days.

Dealer and Manufacturer Registration

Dealers must register snowmobiles they own and use for demonstration purposes. A registration plate will be issued along with a registration certificate that must be displayed conspicuously in the place of business. Additional plates are available for \$4.00, plus filing fees.

Manufacturers must register snowmobiles they own and operate for research, testing, experimentation, or demonstration. A registration plate will be issued along with a registration certificate that must be displayed conspicuously in the place of manufacture.

A valid registration number plate must be displayed on snowmobiles operated, or permitted to be operated, by a dealer or manufacturer. The registrations are not transferable.

Dealer and manufacturer registrations are valid from July 1 - June 30.

Snowmobile State Trail Sticker

Snowmobiles operating on state and grant-in-aid trails must have a Snowmobile State Trail Sticker. A Snowmobile State Trail Sticker costs \$16.00 and is valid from **November 1 – June 30**. Or, when registering a snowmobile, you may purchase a three-year sticker for \$31.00.

Anyone operating a snowmobile in violation of this law will be required to purchase an annual penalty sticker for \$31.00 in addition to any ticket or fine.

A Snowmobile State Trail Sticker is not required for:

- a snowmobile while being used to groom a state or grant-in-aid trail
- a snowmobile owned by the federal government, Indian tribal government, state, and political subdivisions
- operating a collector snowmobile with a permit
- operating a snowmobile on portions of a trail owned by the person or the person's spouse, child, or parent.

Revenue generated from the trail sticker will be used for snowmobile grants-in-aid, trail maintenance, grooming, and easement acquisition.

2012

You'll ride harder, faster
and longer on the Apex®...
and you'll feel great!



DISCOVER THE 2012 YAMAHA SLEDS AT THESE PARTICIPATING DEALERS:

CENTURY POWER SPORTS

Stillwater

651-439-2035

www.centurypower.com

SETTE SPORT CENTER

Owatonna

507-451-6922

www.settesportscenter.com

HILMERSON SPORTS CENTER

Little Falls

320-632-4408

www.hilmersonsportscenter.com

ST. BONI MOTORSPORTS

St. Bonifacius

952-446-1554

www.stboni.net

Waldoch Sports, Inc.

Columbus

651-464-5776

www.waldochsports.com



YAMAHA

Visit www.yamaha-snowmobiles.com for more information. This document contains many of Yamaha's valuable trademarks. It may also contain trademarks belonging to other companies. Any references to other companies or their products are for identification purposes only, and are not intended to be an endorsement. Rider shown operating an Apex. Always wear an approved helmet and eye protection. Observe all state and local laws. Respect the rights of others. Ride within your capabilities. Allow extra time and plenty of distance for maneuvering. Do not perform stunts. ©2011 Yamaha Motor Corp. U.S.A. All rights reserved.

State Trail Stickers		
Sticker Options:		
3-Year Sticker (Available at time of registration only)	1-Year Sticker	Penalty Annual Sticker (Required to purchase if found operating on a state or grant-in-aid trail without a sticker)
Cost:		
\$31.00	\$16.00	\$31.00
Sticker Available At:		
<ul style="list-style-type: none">• DNR License Center• Deputy Registrars• Internet (Renewal Only)	<ul style="list-style-type: none">• Internet*• DNR License Center• Deputy Registrars• Game and Fish License Agents• Phone*	<ul style="list-style-type: none">• DNR License Center• Deputy Registrars• Game and Fish License Agents• Phone*• Internet*
Duplicates \$2.50 Available At:		
<ul style="list-style-type: none">• DNR License Center• Deputy Registrars	<ul style="list-style-type: none">• Internet*• DNR License Center• Deputy Registrars• Game and Fish License Agents	<ul style="list-style-type: none">• DNR License Center• Deputy Registrars• Game and Fish License Agents

* For phone purchases an additional \$3.50 service fee will be added. For internet purchases an additional 3% plus \$1.65 service fee will be added.

The Snowmobile State Trail Sticker must be displayed in one of the following ways:

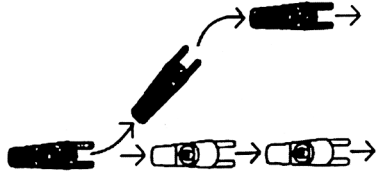
- on the forward half of the snowmobile, directly above or below the headlight
- above the expiration year on the top portion of the registration validation decal
- on the lower right corner of a dealer or manufacturer plate.



Rules of the Road and Trail

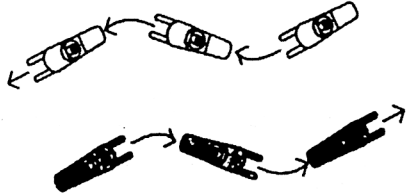
Passing

When overtaking another snowmobile going in the same direction, always pass on the left.



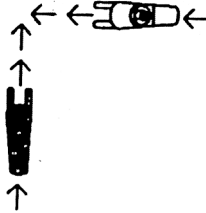
Meeting

When you meet another snowmobile, always slow down and stay to the right.

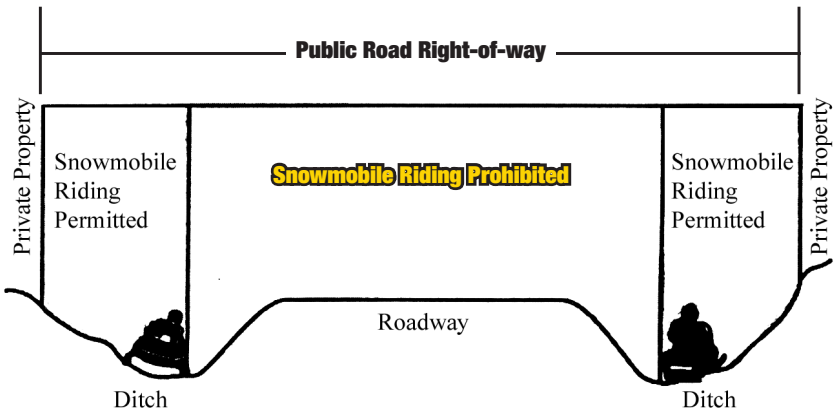


Meeting at an intersection

When meeting at an intersection, the operator to the right has the right of way.



Operation Along State and County Roads



It is illegal to operate on the inside slope, shoulder, and roadway of state or county roads.

Signs

Snowmobile operators should be familiar with the meaning of the following trail signs.

Informational sign:

indicates intersections or major changes in trail direction.



Directional blazer:

indicates changes in trail direction.



Reassuring blazer:

placed at intervals along the trail to reassure users that they are still on the trail.



Stop sign:

placed at a road or highway crossing indicates a snowmobile must come to a complete stop.



No-snowmobiling sign:

indicates a trail or area where snowmobiling is prohibited.



No-studded tracks sign:

indicates no metal traction devices allowed on trail.



Two way trail sign:

indicates trails with permitted two-way travel during nighttime hours within the public road right-of-way.



PRO VE

TERRAIN DOMINATION



POLARIS®

» LEARN MORE AT: TERRAINDOMINATION.COM



SCAN THE CODE



SEE THE PROOF

SWITCHBACK ADVENTURE

PERFORMANCE. VERSATILITY. NO COMPROMISES.

» **SWITCHBACK® PRO-RIDE™ CHASSIS**

• 136" progressive-rate suspension for better comfort and control

» **ADVENTURE CARGO SYSTEM**

• Lock & Ride® saddlebags are quickly removed without tools

» **RIDER ACTIVE CONTROL**

• Incredibly light and responsive chassis

» **WIND PROTECTION**

• Side-panel-mounted wind deflectors and tall windshield



Rider pictured is a professional on a closed course. Polaris® recommends that all snowmobile riders take a training course. Do not attempt maneuvers beyond your capability. Always wear a helmet and other safety apparel. Never drink and ride.
©2011 Polaris Industries Inc. *Message and data rates may apply.

Paid Advertisement

Equipment Requirements

All snowmobiles operated on public lands, waters, or roadways must be equipped as follows:

Helmet

- Operators or riders under 18 years of age must wear an approved helmet, except when participating in a parade or operating on land belonging to a parent, grandparent, sibling, uncle, or aunt.

An approved helmet must meet federal law, which requires the helmet to display the symbol DOT. DOT is the manufacturer's certification that the helmet conforms to motor vehicle safety standards. Standard bicycle and hockey helmets are not legal helmets for snowmobiling.

Lights

- Headlights and taillights must be on during hours of darkness.
- Headlights must be able to reveal people and vehicles 100 feet ahead and aimed so they will not blind an oncoming snowmobiler.
- Colored lenses on headlights are NOT lawful when the snowmobile is operated on roads or road rights-of-way, including crossing roads and operating in ditches or outside slopes.
- Red taillights must be visible for 500 feet to the rear of the snowmobile.

Brakes

- Brakes must be able to control movement and to stop and hold the snowmobile track.

Reflector Material

- Snowmobiles must have at least 16 square inches of reflector material on each side forward of the handle bars.
- Any sled, trailer, or other device that is towed by a snowmobile during hours of darkness must display visible reflector material on each side and at the rear.

Mufflers

- Snowmobiles must be equipped with mufflers that are in good working order and that do not produce sharp popping or cracking sounds or excessive or unusual noise. After-market exhaust systems may not meet this requirement and may not be lawful to operate.
- You may not operate or sell a snowmobile built on or after April 1, 1975 that exceeds 78 decibels on the A scale at 50 feet, except under a permit of the DNR or county sheriff.

The legal definition of a snowmobile is a self-propelled vehicle designed for travel on snow or ice steered by skis or runners.

Safety Training Requirements

Residents born **after December 31, 1976**, must have a snowmobile safety certificate in their possession, or snowmobile safety certificate indicator on their driver's license or on their Minnesota ID card, to operate a snowmobile in Minnesota. To become certified in snowmobile safety, students must pass a Minnesota snowmobile safety training course.

Youth Snowmobile Safety Training

The Youth Snowmobile Safety Course is available to youth ages 11 years and older. (Safety training certificates are not valid until age 12.) Students now have two options, a **'Traditional'** course or a **'CD Based'** course. They must choose one or the other. Both courses are taught by DNR certified volunteer instructors. The **'Traditional'** course meets two or more times, is at least 8 hours minimum of classroom and includes a riding performance course. The **'CD Based'** course meets twice at the most, student obtains a free CD from the DNR or DNR certified volunteer instructors, completes the CD, and attends a one day classroom review and riding performance course. Both snowmobile safety courses teach the basics of safe and responsible snowmobiling.

Adult Snowmobile Safety Training

The Adult Snowmobile Safety Training CD is an independent study course on CD. The course is available to persons 16 years of age and older. It looks at the cause of accidents, speed and reaction time, stopping distances, group riding and rules and regulations. The course is designed for multiple users and includes a written test and send-in certification form. A fee of \$10.00 will be charged to cover costs of material and certification.

Youth classes are taught by DNR certified volunteer instructors, usually between November and March. Courses are announced in communities through schools and the media. To learn the times and dates of classes in your community, or to receive the Adult Snowmobile Safety Training CD, check the DNR website www.mndnr.gov/snowmobiling; or call the DNR Information Center 1-888-646-6367, metro area (651)296-6157, or the Snowmobile Safety Training Program Headquarters at 1-800-366-8917.

Nonresidents certified in snowmobile safety training in another state will be recognized in Minnesota.

Replacement snowmobile safety certificates can be obtained at any game and fish license agent for \$3.50. They are also available at the DNR Information Center, 1-888-646-6367 and the Snowmobile Safety Training Headquarters at 1-800-366-8917 for \$5.00 (includes a durable certificate card).

Youth Operation Requirements

- The owner or person in lawful control of a snowmobile is jointly responsible for laws broken by a minor on that snowmobile.
- Anyone under 18 years old must wear an approved helmet.
- To register a snowmobile you must be at least 18 years old.

Snowmobile Safety Certificate

Minnesota Residents

Any resident of Minnesota born after **December 31, 1976**, must have a snowmobile safety certificate to operate a snowmobile in Minnesota. Youth must be 11 years old to take a snowmobile safety course, the certificate is not valid until the 12th birthday.

Residents and Non-Residents

Under Age 12 (Without safety Certificate)	<ul style="list-style-type: none">• May drive snowmobiles on public lands, public waters, or grant-in-aid trails if accompanied by an adult*• May not drive a snowmobile across state or county roads• May not drive snowmobiles on streets or highways in a municipality
Ages 12 & 13	<ul style="list-style-type: none">• May drive snowmobiles on public lands, public waters, or grant-in-aid trails IF<ul style="list-style-type: none">- Accompanied by an adult* OR- In possession of a valid snowmobile safety certificate• May not drive a snowmobile across state or county roads• May not drive snowmobiles on streets or highways in a municipality
Ages 14 to 18	<ul style="list-style-type: none">• May drive a snowmobile across state or county roads IF in possession of a snowmobile safety certificate or drivers license or id card with valid snowmobile indicator• May drive snowmobiles on public lands, public waters, or grant-in-aid trails WITH a snowmobile safety certificate• May drive snowmobiles on streets or highways in municipalities, if not contrary to ordinance<ul style="list-style-type: none">- Needs snowmobile certificate if required by ordinance
Over Age 18	<ul style="list-style-type: none">• Residents born after 12/31/76 who operate a snowmobile in Minnesota must possess a valid snowmobile safety certificate or a drivers license or id card with a valid snowmobile indicator.

** Accompanied by an adult means a parent, legal guardian, or other person 18 years of age or older designated by the parent or guardian who needs to be close enough to be able to direct the youth's operation of their snowmobile.*

Exception for Residents and Non-Residents

Without a snowmobile safety certificate, a person under the age of **14 years** may operate a snowmobile only if they are supervised or accompanied by one of the following: parent, legal guardian, or other person 18 years of age or older designated by the parent or guardian. The supervising or accompanying adult needs to be close enough to be able to direct the youth's operation of their snowmobile. This exception does not allow an operator under the age of 14 to cross a public road.

Nonresidents certified in snowmobile safety training in another state will be recognized in Minnesota.

Nonresidents who are **18 years old and older** do not need a snowmobile safety certificate.

General Operation

Where You May Ride:

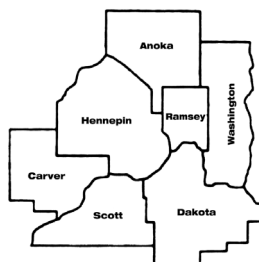
- in the bottom or outside slope of a ditch of a county or state road (see page 15)
- in the same direction as road traffic in the ditch from one-half hour after sunset to one-half hour before sunrise (other than this time, you can ride in either direction)
- one-half hour after sunset to one-half hour before sunrise on two-way snowmobile trails that are located within the ditches or adjacent to streets or highways when specifically permitted by the road authority (look for posted two-way signs, see page 16)
- on a bridge, other than a bridge that is part of the main-traveled lanes of an interstate highway, in order to avoid obstructions to travel when absolutely necessary (the snowmobile must be operated in the extreme right-hand lane, the entrance to the roadway must be made within 100 feet of the bridge, and crossing must be made as quickly as possible)
- on state and local trails (see pages 12-14 for Snowmobile State Trail Sticker requirements)
- on iced-over waters that have legal access (if not restricted by law or local ordinances)
- on township roads when not restricted by local ordinance
- on public lands that are open to motorized vehicles. Land uses vary. Be sure to check all federal, state, and local ordinances.

Inside the seven-county metro area, you **may** ride:

- on your own land
- on land that is posted with signs stating “snowmobiles allowed”
- on land other than your own, with written or spoken permission of the landowner, occupant, or lessee
- on the groomed area of a snowmobile trail.

Outside the seven-county metro area, you **may** ride:

- on your own land
- on agricultural land that you have been given permission from the landowner
- on land, other than agricultural land, that you have not been told verbally, by written warning, or by posted signs, that riding is prohibited
- on the groomed area of a snowmobile trail.



When making a direct crossing of a street or road, you **must:**

- bring the snowmobile to a complete stop before crossing, whether there is a stop sign or not
- yield to all on-coming traffic
- have both front and rear lights on when crossing between one-half hour after sunset to one-half hour before sunrise, or during periods of reduced visibility (see page 30 for sunrise/sunset table)
- cross at a 90-degree angle with respect to the road
- cross a divided road at an intersection.

State Forest lands classified as “closed” are open to off-trail snowmobile use unless specifically posted closed to snowmobiling.

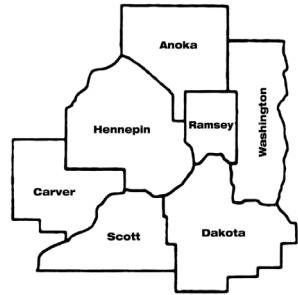
Where You May NOT Ride:

- on the roadway, shoulder, or inner slope of the ditch of a state or county road
- on the median of a four-lane roadway
- within the right-of-way of any interstate
- on the right-of-way between opposing lanes of traffic
- against traffic at night within the road right-of-way
- at airports
- in any state park, state recreation area, state historic site, wildlife management area, or state scientific and natural area with the exception of posted snowmobile trails and areas
- in any wildlife management area south of U.S. Highway 2 from Grand Forks east to Bemidji, then south along U.S. Highway 71 to Wadena, then east along U.S. Highway 10 to Staples and U.S. Highway 210 to the eastern boundary of the state, without written permission from the DNR
- on any iced-over waters located in a restricted area or iced-over waters where you don't have legal access
- in any areas restricted by local ordinances or municipalities
- in a tree nursery or planting area
- on state forest lands that are posted or designated closed to snowmobiling
- on state forest lands located in the Boundary Waters Canoe Area Wilderness, including all of Lake Isabella and Insula; and portions of Lake Jeanette and Burntside State Forests.
- in National Wildlife Refuges, Waterfowl Production Areas, or the Boundary Waters Canoe Area Wilderness. For more information contact your local U.S. Fish and Wildlife Service.

Municipalities, counties, school districts, and other political subdivisions or state agencies may impose further restrictions on snowmobiling on property not owned by the operator. Check local ordinances where you want to ride.

Inside the seven-county metro area, you may **NOT** ride:

- on land that you do not own, unless given written or oral permission to ride on that land by the owner, occupant, or lessee, or unless signs are posted stating snowmobiling is allowed.



Outside the seven-county metro area, you may **NOT** ride:

- on land that you have been told not to orally, in writing, or by posted signs
- on agricultural land without the permission of the owner.

Other Prohibitions

It is unlawful to:

- operate your snowmobile in a careless, reckless, or heedless manner that endangers the operator, or property of another, or causes injury or damage (Intentionally driving over open water, or water skipping, may be considered careless or reckless unless done as an event under special permit issued by the local sheriff's office)
- litter
- enter or leave lands by cutting wire or tearing down a fence
- mutilate, destroy, damage, or remove any shelter, comfort station, or facility on any state or grant-in-aid trail
- post, damage, or remove any signs on any lands or waters unless you are the landowner, occupant, or lessee of the property
- operate on state forest lands in a manner that causes erosion or rutting, damages or destroys trees or growing crops
- operate on a state forest trail that is posted for non-motorized use

Special Provision - Richard J. Dorer Memorial Hardwood Forest:

Motor vehicles and snowmobiles may operate only on forest roads that are not posted closed and on forest trails that are designated for motorized use. No motorized travel is allowed off designated trails under any circumstances.

- operate a snowmobile with metal traction devices on paved public trails except as specifically allowed by state or local government.

Metal traction device means any metal device, or array of metal devices, attached to a snowmobile track to enhance traction. This includes metal components that extend more than one-fourth inch

from the bottom of the track. Note: Metal cleats affixed perpendicular to the direction of travel of a 1981 or earlier snowmobile are not considered a metal traction device.

Sunken Snowmobiles

Minnesota law requires snowmobiles and motor vehicles (including cars, trucks, watercraft and ATVs) that sink in a lake or river, be removed by the owner within 30 days. Owners must also notify the county sheriff within 48 hours. If the snowmobile or vehicle is not removed, the local unit of government can remove it and charge the owner two to five times the cost of removal.

Snowmobiling While Intoxicated (SWI)

Operating a snowmobile while under the influence of alcohol, a controlled substance or its metabolite, or other hazardous substance is unlawful. Operators who are impaired may be required to submit to tests by an enforcement officer to determine the presence of these substances. There is a separate additional criminal penalty for refusal to submit to the tests, and the person's snowmobiling privileges will be suspended for one year upon refusal. SWI convictions and refusals are recorded on the violator's driver's license record and may affect their driver's license privileges.

An operator who is found to be impaired or has an alcohol concentration of .08 or more, can be charged with a misdemeanor, gross misdemeanor, or felony level Driving While Intoxicated (DWI). Persons convicted of a misdemeanor will be subject to: up to \$1000 fine (plus surcharges); possible jail sentence; and loss of snowmobile operating privileges for one year.

In addition to the above misdemeanor penalties, the following gross misdemeanor penalty provisions may apply if the person has any prior DWI violations, has an alcohol concentration of twice the legal limit, or has a child under 16 years of age with them on the snowmobile:

- up to \$3,000 fine
- longer, mandatory jail time
- chemical use assessment and long-term monitoring programs
- loss of motor vehicle driver's license privileges
- motor vehicle plate impoundment of all motor vehicles owned or leased individually or jointly by the person
- forfeiture of the snowmobile, substantially higher fines, and mandatory jail time.

If a person has three or more DWI convictions or revocations in the last 10 years, or has a prior felony conviction, they can be sentenced to 3-7 years in jail, up to \$14,000 fine, or both. Longer license revocations would also be imposed.

Open Bottle Law

It is unlawful for a person to drink or consume alcoholic beverages when a snowmobile is operated on a roadway or shoulder of a roadway that is not a part of a designated snowmobile trail.

Speed Limits

It is unlawful to operate a snowmobile in excess of:

- **50 MPH** on any public lands or waters
- the posted speed limits on a trail
- a speed greater than various trail, terrain and visibility conditions dictate
- the posted road speed limit or **50 MPH**, whichever is **LOWER**, while operating in the ditch
- any governmental unit snowmobile speed limit. Governmental units include any city, county, municipality, township, or conservation district.

A county may enact a daytime 65 mph speed limit for marked trails on frozen lakes that are over 10,000 acres. The county would need to pass an ordinance and receive approval by the DNR Commissioner. Individual counties will have more information on the location and status of any designated 65 mph trails.

Accidents

Minnesota has worked hard to reduce snowmobiling accidents, injuries, and fatalities through education and safety training programs. The largest contributing factor to crashes is excessive speed, followed by alcohol usage.

If you are involved in a snowmobile accident that results in injury requiring medical attention, death, or damage of more than \$500, you must file an official accident report with the Department of Natural Resources **within 48 hours of the accident**. Accident report forms are available at www.mndnr.gov/enforcement or call 1-800-366-8917.

SEE WILD PLACES!

Subscribe free to the state's premier conservation magazine, *Minnesota Conservation Volunteer*, published by the Department of Natural Resources. Every other month this magazine will bring you spectacular color photographs and stories about Minnesota's woods, waters, and wildlife. Call 888-646-6367 or go to www.mndnr.gov/magazine.



Enforcement

Conservation officers, state troopers, deputy sheriffs, police officers and other peace officers are responsible for the enforcement of Minnesota's snowmobile laws. Whenever an enforcement officer signals you, you must stop. Fleeing an enforcement officer is a felony and the snowmobile used may be forfeited.

Part of a conservation officer's duty is to ensure your safety while snowmobiling. If you need an enforcement officer, contact your nearest State Patrol dispatch center. Your local conservation officer can also be found at www.mndnr.gov/enforcement.

Penalties

Violation of most snowmobile statutes and rules are misdemeanors and carry a fine of up to \$1,000 and imprisonment for up to 90 days. Youth violations may result in snowmobile safety certificate suspension. Also, snowmobiles used in burglaries, fleeing a peace officer, or a DWI, maybe subject to seizure and confiscation or forfeiture.

The owner or person in lawful control of a snowmobile is subject to penalties if he or she knowingly allows the snowmobile to be operated by someone physically or mentally unable to drive the vehicle safely, or is under the influence of drugs or alcohol.

A person operating a snowmobile with metal traction devices on any paved trail is guilty of a petty misdemeanor punishable by a civil penalty or criminal fine of \$50 for the first offense, \$200 for the second offense, and \$500 for the third or subsequent offense. Criminal fines will be subject to court surcharges and fees in addition to this penalty amount.

Anyone operating a snowmobile in violation of the Snowmobile State Trail Sticker law will be required to purchase an annual penalty sticker for \$31.00, in addition to any ticket or fine.

Training for Offenders

A person who is convicted of two or more speeding violations in a snowmobile season, or for careless or reckless operation, must successfully complete a snowmobile safety training course before operating a snowmobile.



Minnesota Trespass Laws

Trespass is the most frequent complaint landowners have against snowmobilers. Always ask for permission before entering private land.



Respect private lands. **ASK FIRST!**

- Always ask first before entering private lands even if it's not posted. You will improve relationships between landowners and snowmobilers.
- Just because property isn't posted that doesn't mean you have a right to enter someone else's private property. The posted signs indicate the landowner's intention to prevent unauthorized entry.

If you violate Minnesota's trespass laws you will be guilty of a misdemeanor or gross misdemeanor, or may be charged with a civil penalty. A misdemeanor is punishable by fines of up to \$1,000 and a jail sentence of up to 90 days. Civil penalties range from \$50 for a first time violation to \$500 and loss of registration for a third violation.

You are guilty of a gross misdemeanor when you:

- knowingly disregard signs prohibiting trespass
- trespass after the landowner tells you not to
- violate the trespass law twice in three years.

If you are convicted of a gross misdemeanor, you will be subject to fines up to \$3,000 and up to one year in jail, your machine's registration will be null and void, and you will lose all hunting privileges for two years.

You must have permission to:

- enter posted land
- enter land inside the seven-county metro area that you do not own, unless given written or oral permission to ride on that land by the owner, occupant, or lessee, or unless signs are posted stating snowmobiling is allowed
- enter agricultural land. Agricultural land is land that is plowed or tilled; has standing crops or crop residue; is within a maintained fence for enclosing domestic livestock; is planted native or introduced hay land or grassland; or is planted to short rotation woody crops (hybrid poplar and other woody plants that are harvested for their fiber within 15 years of planting).

All planted grassland, hay land, and short rotation woody crop land meet the definition of agricultural land, including grasslands enrolled in the federal Conservation Reserve Program (CRP), Conservation Reserve Enhancement Program (CREP), or the state RIM Reserve Program. These lands do not need to be posted to prevent unauthorized trespass.

It is unlawful to:

- wound or kill another person's domestic animal or destroy private property
- pass through a closed gate without returning it to the original position
- stray off the groomed portions of marked state trails.

Game Laws Related to Snowmobiling

General Restrictions

- A person may transport an unloaded and uncased shotgun or rifle in a motor vehicle while: 1) at a shooting range with permission; 2) lawfully hunting on public or private land; or 3) traveling to or from a site the person intends to hunt that day or has hunted that day.
- However, a person MAY NOT transport an uncased shotgun or rifle within: 1) Anoka, Hennepin, or Ramsey counties; 2) an area where the discharge of a firearm is prohibited by ordinance; 3) a city with a population of 2,500 or more; 4) school grounds; 5) game refuges; or 6) as regulated under shining and night vision laws.
- A handgun/pistol cannot be transported uncased without a valid permit to carry. See Minnesota Hunting and Trapping Regulations Handbook for more detailed information.

It is unlawful to:

- use a snowmobile to chase, run over, or kill a wild animal
- shoot or attempt to shoot an animal from a snowmobile.

For operation restrictions during firearms deer season, please see the current Minnesota Hunting and Trapping Regulations Handbook.

Special Permits for Disabled Hunters

A permit may be issued to shoot from a standing motor vehicle including a snowmobile to a licensed hunter who has a permanent physical disability and is unable to step from a vehicle without the aid of wheelchair, crutches, braces, or other mechanical support or prosthetic device; or is required to use supplemental oxygen to assist breathing because they are unable to walk any distance because of a permanent lung, heart, or other internal disease. For more details contact the Department of Natural Resources Information Center in the Twin Cities (651) 296-6157, or toll free 1-888-MINNDNR (646-6367).

For More Information

For information on snowmobile trails; maps of state parks, forests, and state trails; weekly snow reports; and other information contact:

DNR Information Center

500 Lafayette Road
St. Paul, MN 55155-4040
Twin Cities: (651)296-6157
Toll-free 1-888-MINNDNR
(646-6367)

Hearing impaired

Twin Cities: (651)296-5484
Toll-free: 1-800-657-3929

DNR Website

www.mndnr.gov

For information about snowmobile registration contact:

DNR License Center

500 Lafayette Road
St. Paul, MN 55155-4026
(651)296-2316 • Toll-free: 1-800-285-2000

To report a violation contact:

Your local DNR conservation officer, sheriff's office, police department or the state patrol. Conservation officers are dispatched through the state patrol. To find your local Conservation Officer go to: www.mndnr.gov/officerpatrolareas or call your nearest state patrol headquarters.

For information on scheduled snowmobile safety classes in different areas throughout the state:

- www.mndnr.gov/snowmobiling
- DNR Information Center: Twin Cities (651) 296-6157
Toll-free 1-888-MINNDNR (646-6367)
- Snowmobile Safety Training Program Headquarters
Camp Ripley, Little Falls, MN: 1-800-366-8917.

Grant-In-Aid Program

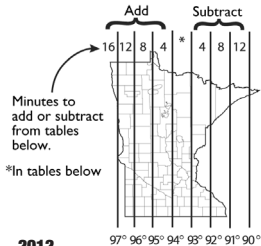
The Grant-in-Aid Program is a cooperative effort between the Minnesota DNR, local governments, local snowmobile organizations, and private landowners who provide the majority of Minnesota's 22,000 miles of snowmobile trails. Funded through snowmobile registration and Snowmobile State Trail Sticker fees and gas taxes, the grant-in-aid program helps local groups and clubs develop and maintain trails and recreation areas.

- Grant-in-aid trails are open each year from December 1 through April 1.
- Many grant-in-aid trails throughout the state run through private property. Stay on good terms with these landowners by staying on marked trails. Don't jeopardize your ability to use private lands.
- Remember you need a Snowmobile State Trail Sticker when operating on grant-in-aid trails.

Sunrise/Sunset Table

• Times shown are Central Daylight Saving Time through November 5, 2011 and Central Standard Time thereafter.

• The times in the table are for the longitudinal line running north and south through St. Paul. To use the table to find the sunrise or sunset hours of the area you wish to snow mobile, locate the area on the map below and add or subtract the minutes shown above the map to the time in the table.

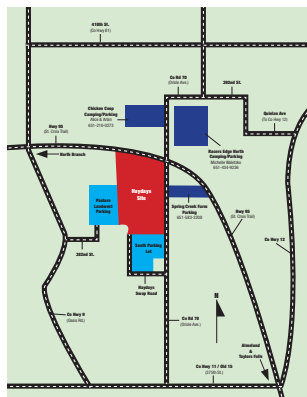


2011										2012										97° 96' 95" 94° 93' 92" 91° 90°					
OCT.		NOV.		DEC.		JAN.		FEB.		MAR.		APR.		MAY.		JUN.		JUL.							
Rise AM	Set PM	Rise AM	Set PM	Rise AM	Set PM	Rise AM	Set PM	Rise AM	Set PM	Rise AM	Set PM	Rise AM	Set PM	Rise AM	Set PM	Rise AM	Set PM	Rise AM	Set PM						
7:11	6:54	7:51	6:02	7:31	4:33	1	7:51	4:42	7:33	5:20	6:50	6:01	6:53	7:42	7:51	6:02	7:31	4:33	1						
7:12	6:52	7:53	6:00	7:32	4:33	2	7:51	4:43	7:32	5:22	6:48	6:03	6:51	7:43	7:52	6:00	7:32	4:33	2						
7:13	6:50	7:54	5:59	7:33	4:33	3	7:51	4:44	7:31	5:23	6:46	6:04	6:49	7:44	7:53	5:59	7:33	4:33	3						
7:14	6:48	7:55	5:57	7:34	4:32	4	7:51	4:45	7:30	5:25	6:45	6:05	6:47	7:45	7:54	5:57	7:34	4:32	4						
7:16	6:47	7:57	5:56	7:35	4:32	5	7:51	4:46	7:29	5:26	6:43	6:07	6:45	7:47	7:55	5:56	7:35	4:32	5						
7:17	6:45	7:58	5:55	7:36	4:32	6	7:51	4:47	7:27	5:28	6:41	6:08	6:44	7:48	7:56	5:55	7:36	4:32	6						
7:18	6:43	7:59	5:54	7:37	4:32	7	7:51	4:48	7:26	5:29	6:39	6:09	6:42	7:49	7:57	5:54	7:37	4:32	7						
7:19	6:41	7:01	5:52	7:38	4:32	8	7:51	4:49	7:25	5:30	6:37	6:11	6:40	7:50	7:58	5:52	7:38	4:32	8						
7:21	6:39	7:02	5:51	7:39	4:32	9	7:50	4:50	7:23	5:32	6:36	6:12	6:38	7:52	7:59	5:51	7:39	4:32	9						
7:22	6:37	7:04	5:50	7:40	4:32	10	7:50	4:51	7:22	5:33	6:34	6:13	6:36	7:53	8:00	5:50	7:40	4:32	10						
7:23	6:36	7:05	5:49	7:41	4:32	11	7:50	4:52	7:20	5:35	6:32	6:15	6:35	7:54	8:01	5:49	7:41	4:32	11						
7:25	6:34	7:06	5:48	7:42	4:32	12	7:49	4:54	7:19	5:36	6:30	6:16	6:33	7:55	8:02	5:48	7:42	4:32	12						
7:26	6:32	7:08	5:47	7:43	4:32	13	7:49	4:55	7:18	5:38	6:28	6:17	6:31	7:57	8:03	5:47	7:43	4:32	13						
7:27	6:30	7:09	5:46	7:43	4:32	14	7:48	4:56	7:16	5:39	6:26	6:18	6:29	7:58	8:04	5:46	7:43	4:32	14						
7:28	6:29	7:10	5:45	7:44	4:32	15	7:48	4:57	7:15	5:40	6:25	6:20	6:28	7:59	8:05	5:45	7:44	4:32	15						
7:30	6:27	7:12	5:44	7:45	4:32	16	7:47	4:58	7:13	5:42	6:23	6:21	6:26	8:00	8:06	5:44	7:45	4:32	16						
7:31	6:25	7:13	5:43	7:46	4:33	17	7:47	5:00	7:12	5:43	6:21	6:22	6:24	8:02	8:07	5:43	7:46	4:33	17						
7:32	6:23	7:14	5:42	7:46	4:33	18	7:46	5:01	7:10	5:45	6:19	6:24	6:22	8:03	8:08	5:42	7:46	4:33	18						
7:34	6:22	7:16	5:41	7:47	4:33	19	7:45	5:02	7:08	5:46	6:17	6:25	6:21	8:04	8:09	5:41	7:47	4:33	19						
7:35	6:20	7:17	5:40	7:47	4:34	20	7:45	5:04	7:07	5:48	6:15	6:26	6:19	8:05	8:10	5:40	7:47	4:34	20						
7:36	6:18	7:18	5:39	7:48	4:34	21	7:44	5:05	7:05	5:49	6:13	6:28	6:17	8:07	8:11	5:39	7:48	4:34	21						
7:38	6:17	7:20	5:38	7:48	4:35	22	7:43	5:06	7:04	5:50	6:12	6:29	6:16	8:08	8:12	5:38	7:48	4:35	22						
7:39	6:15	7:21	5:38	7:49	4:35	23	7:42	5:08	7:02	5:52	6:10	6:30	6:14	8:09	8:13	5:38	7:49	4:35	23						
7:40	6:14	7:22	5:37	7:49	4:36	24	7:41	5:09	7:00	5:53	6:08	6:31	6:12	8:11	8:14	5:37	7:49	4:36	24						
7:42	6:12	7:24	5:36	7:50	4:37	25	7:41	5:11	6:59	5:54	6:06	6:33	6:11	8:12	8:15	5:36	7:50	4:37	25						
7:43	6:10	7:25	5:36	7:50	4:37	26	7:40	5:12	6:57	5:56	6:04	6:34	6:09	8:13	8:16	5:36	7:50	4:37	26						
7:44	6:09	7:26	5:35	7:50	4:38	27	7:39	5:13	6:55	5:57	6:02	6:35	6:08	8:14	8:17	5:35	7:50	4:38	27						
7:46	6:07	7:27	5:35	7:51	4:39	28	7:38	5:15	6:53	5:59	6:00	6:36	6:06	8:16	8:18	5:35	7:51	4:39	28						
7:46	6:06	7:28	5:34	7:51	4:39	29	7:37	5:16	6:52	6:00	6:58	7:38	6:05	8:17	8:19	5:34	7:51	4:39	29						
7:48	6:04	7:29	5:34	7:51	4:40	30	7:36	5:18			6:57	7:39	6:03	8:18	8:20	5:34	7:51	4:40	30						
7:50	6:03			7:51	4:41	31	7:34	5:19			6:55	7:40				5:34			31						

46th Annual Sno-Barons

HAYDAYS

SNOWMOBILE GRASS DRAGS THE GRANDDADDY OF THEM ALL



Saturday & Sunday
September 8th & 9th 2012

**“WORLD’S
LARGEST
SNOWMOBILE
EVENT”**

2013 SNOWMOBILE & ATV DISPLAYS

200+ DEALER SITES

1000'S OF SWAP VENDORS

ATV DEMO TRACK & RIDES

VINTAGE SLED DISPLAYS

FREE KIDS SNOWMOBILE RAFFLE

DRAWINGS/RAFFLE/ PRIZES

EXTREME EXPO:

SNOWMOBILE, ATV, MC JUMPS & TRICKS

MN4WDA OFFROAD TRUCK EXPEDITION

RACING STARTS AT 9 AM DAILY - \$65,000 ESTIMATED PURSE



The Sno-Barons Snowmobile Club has a long-standing commitment of supporting snowmobile, youth and safety in Minnesota. Proceeds from Haydays fund training, trails, charities and club efforts.

Sno-Barons Hotline 763-274-0235

Check Out Our Website: www.snobarons.com

Paid Advertisement



USUALLY QUIET AND CLEAN ARE THE OPPOSITE OF FUN.

Quiet & Clean

Easy Maintenance

Durable/Dependable

Precision Ride/Handling

Fuel Efficient

ProCross™ / ProClimb™ Chassis » The next species of Cat.™ Fun ain't just for blondes. Or 2-strokes. You won't believe how fun the Arctic Cat® 1100 4-stroke is to ride. Then you unleash the throttle. Feel the ultrasmooth throttle response. So effortless. Clean, efficient combustion. And massive amounts of power. Combine 123 horsepower with an all-new, lightweight chassis. Now if that ain't fun, you ain't got a pulse. Visit arcticcat.com to find out more.



Paid Advertisement



©2011 Arctic Cat Sales Inc.

©™ Trademarks of Arctic Cat Inc., Thief River Falls, MN 56701.

Get model info in a snap.
Scan code with a smartphone.

Get the free mobile app at <http://gettag.mobi>

