

**Gambling Control Board**  
Report to the Governor and Legislature

**FY2011 Financial Summary for Licensed Lawful (Charitable) Gambling Organizations**

(MS 349.151, Subd. 4(a)(9) requires the Gambling Control Board to report annually to the governor and legislature a financial summary for each licensed organization)

**GROSS RECEIPTS, PRIZES PAID, OPERATING EXPENSE, FUNDS AVAILABLE FOR DONATIONS**

\$976,309,000	Gross Receipts (all money received from the five forms of lawful gambling)
<u>\$796,937,000</u>	Less Prizes Paid (81.6%)
<b><u>\$179,372,000</u></b>	<b>Gross Profit (18.4%)</b>
\$179,372,000	100.0% Gross Profit
<u>\$98,844,000</u>	55.1% Less Allowable Expenses (operating expenses directly related to conduct of gambling such as salaries, rent, product, supplies)
<b><u>\$80,528,000</u></b>	44.9% Net Profits

**AMOUNT SPENT ON LAWFUL PURPOSES IN FY2011**

\$40,431,000	22.5% LPE spent on Taxes and Fees (taxes related to gambling, the .1% Board fee, and licensing fees paid to Gambling Control Board)
\$32,284,000	18.0% LPE spent on Charitable Donations (See chart FY2011 Charitable Contributions by Category)
<u>\$8,068,000</u>	<u>4.5%</u> Other LPE (miscellaneous allowed items such as real estate taxes and utilities paid by veteran and fraternal organizations that own their own buildings)
<b><u>\$80,783,000</u></b>	<b><u>45.0%</u></b> Actual amount spent on lawful purposes in FY2011

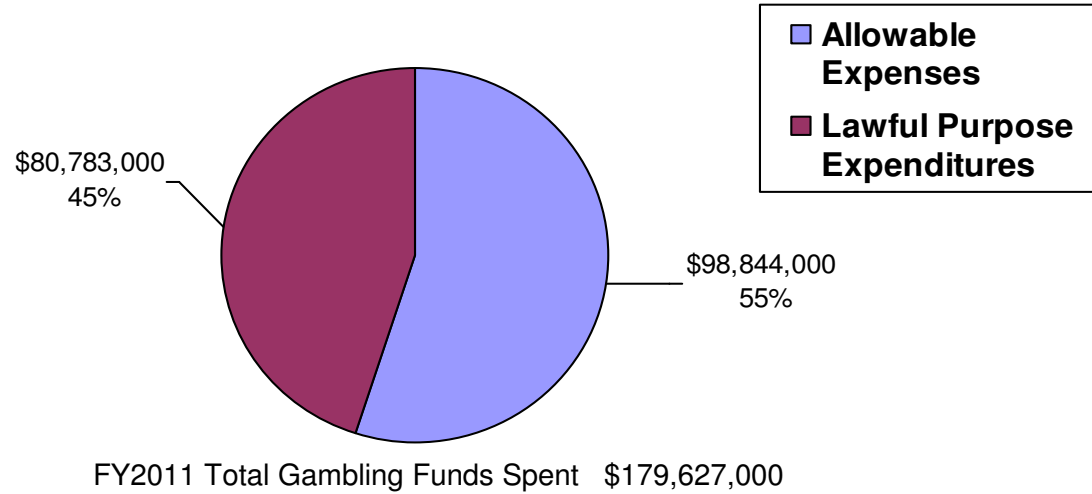
**Organization Type:**

Veterans	346	29%	Legions, VFWs, Auxiliaries, etc.
Youth Programs	177	15%	Athletic, musical, etc.
Fire Departments	174	15%	Fire Relief Associations
Lions Clubs	163	14%	Lions
Fraternal / Civic Clubs	157	13%	Eagles, Elks, Moose, Jaycees, etc.
Outdoor	90	8%	ATV, conservation, fishing, hunting, lakes, snowmobile, trails, etc.
Miscellaneous	57	5%	Animal shelters, arts, library, medical, etc.
Religious	36	3%	Churches, schools, Knights of Columbus
<b>*Total</b>	<b>1,200</b>	<b>100%</b>	

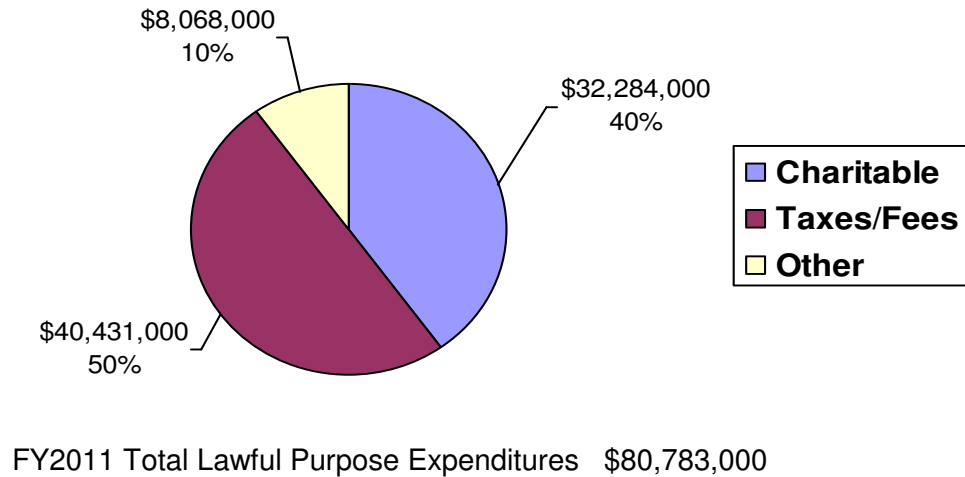
\* Report does not include organizations that either did not actively conduct gambling for the entire fiscal year, or organizations who did not submit an Organization Annual Report in time to be included in this summary.

# Gambling Control Board

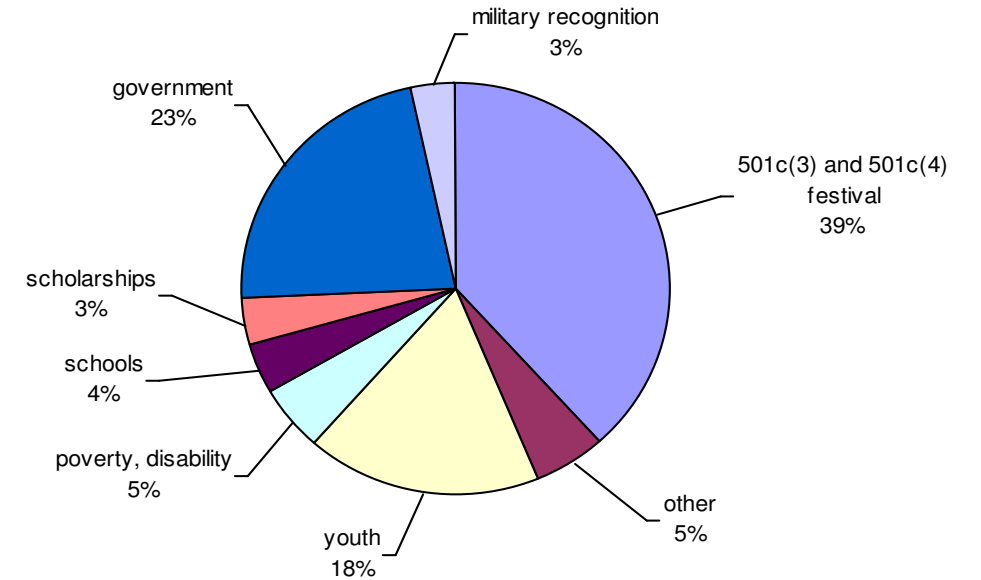
## LAWFUL GAMBLING FUNDS SPENT FY2011



## LAWFUL PURPOSES BY CATEGORY FY2011



## FY2011 CHARITABLE CONTRIBUTIONS BY CATEGORY



Amount	Percentage	Description	GCB Code
\$12,339,000	38%	501c(3) and 501c(4) festival organizations	A1
\$7,259,000	22%	Government	A10
\$5,726,000	18%	Youth	A7
\$1,718,000	5%	Poverty, disability	A2
\$1,308,000	4%	Schools	A4
\$1,111,000	3%	Scholarships	A5
\$1,110,000	3%	Military recognition	A6
\$1,713,000	5%	Other	see below
<u>\$32,284,000</u>	100%	TOTAL Charitable Donations	
\$717,000		Other - church	A11
\$683,000		Other - wildlife management, trails, DNR	A13
\$190,000		Other - food shelves	A14
\$60,000		Other - honoring humanitarian service	A19
\$55,000		Other - community arts	A15
\$5,000		Other - problem gambling	A3
\$3,000		Other - water testing programs	A12
<u>\$1,713,000</u>		TOTAL Other	

# FY2011 Lawful (Charitable) Gambling Report to Legislature - Alpha by Organization

Organization Name	City	License #	Gross Receipts	Prizes	Net Receipts	ALLOWABLE EXPENSES		LAWFUL PURPOSE EXPENDITURES							
						TOTAL	%	TOTAL	%	Charitable	%	Other	%	Taxes / Fees	%
621 Foundation	St. Paul	4241	813,462	640,530	172,933	132,971	76.9%	41,075	23.8%	20,000	11.6%	0	0.0%	21,075	12.2%
Abate of Minn	Marshall	3470	94,425	67,550	26,875	7,768	28.9%	12,002	44.7%	17,679	65.8%	0	0.0%	-5,677	-21.1%
Air Force Assoc General EW Rawlings Chapter	Minneapolis	2905	1,290,041	977,559	312,482	216,587	69.3%	105,737	33.8%	40,350	12.9%	2,479	0.8%	62,907	20.1%
Airport Foundation MSP	St. Paul	2752	335,252	259,090	76,162	38,694	50.8%	30,816	40.5%	24,000	31.5%	0	0.0%	6,816	8.9%
Aitkin Fire Relief Association	Aitkin	3027	478,483	404,729	73,754	47,274	64.1%	31,908	43.3%	21,295	28.9%	0	0.0%	10,613	14.4%
Aitkin Lions Club	Aitkin	1694	840,531	721,662	118,769	72,686	61.2%	44,891	37.8%	18,346	15.4%	500	0.4%	26,045	21.9%
Aitkin Quarterbacks Club	Aitkin	2032	367,137	282,414	84,723	41,623	49.1%	29,304	34.6%	20,441	24.1%	0	0.0%	8,863	10.5%
Akeley Lions Club	Akeley	2904	86,693	65,803	20,890	11,997	57.4%	8,254	39.5%	5,650	27.0%	0	0.0%	2,604	12.5%
Albany Fire Dept Inc	Albany	2784	413,278	342,421	70,857	33,199	46.9%	40,970	57.8%	31,186	44.0%	0	0.0%	9,784	13.8%
Albany Jaycees	Albany	2474	708,107	574,918	133,189	63,893	48.0%	71,609	53.8%	55,118	41.4%	0	0.0%	16,491	12.4%
Albany Lions Club	Albany	2337	124,052	93,660	30,392	18,677	61.5%	10,922	35.9%	7,545	24.8%	0	0.0%	3,377	11.1%
Albert Lea Amateur Hockey Association	Albert Lea	1250	814,218	621,740	192,474	110,677	57.5%	79,005	41.0%	57,171	29.7%	0	0.0%	21,835	11.3%
Albert Lea Wrestling Boosters	Clarks Grove	35014	235,729	185,130	50,599	30,042	59.4%	18,878	37.3%	13,000	25.7%	0	0.0%	5,878	11.6%
Albertville Lions Club	Albertville	1535	2,664,537	2,266,058	398,480	202,045	50.7%	180,473	45.3%	29,000	7.3%	0	0.0%	151,473	38.0%
Alborn Sno Devils	Alborn Twp	2479	671,067	573,064	98,000	55,863	57.0%	39,453	40.3%	6,964	7.1%	15,805	16.1%	16,683	17.0%
Aldrich Lions Club	Aldrich	4000	112,259	94,584	17,675	13,075	74.0%	6,992	39.6%	4,050	22.9%	100	0.6%	2,842	16.1%
Alexandria Area Hockey Association	Alexandria	1739	226,023	128,268	97,755	28,376	29.0%	68,164	69.7%	59,159	60.5%	0	0.0%	9,005	9.2%
Aliveness Project Minneapolis	Minneapolis	4988	836,336	652,026	184,310	113,121	61.4%	73,322	39.8%	45,515	24.7%	0	0.0%	27,807	15.1%
Aliveo Learning Center	Red Wing	36138	1,092,185	890,249	201,939	128,894	63.8%	69,162	34.2%	31,800	15.7%	0	0.0%	37,362	18.5%
Altura Lions Club	Altura	6398	56,741	40,933	15,808	5,120	32.4%	8,118	51.4%	6,540	41.4%	0	0.0%	1,578	10.0%
Altura Volunteer Fire Relief Association	Altura	4240	480,824	377,195	103,629	69,285	66.9%	31,611	30.5%	22,957	22.2%	0	0.0%	8,654	8.4%
Alvarado Lions Club	Alvarado	3154	534,823	472,737	62,086	34,235	55.1%	28,803	46.4%	17,928	28.9%	0	0.0%	10,875	17.5%
Amboy Firemen's Relief Association	Amboy	2035	255,781	213,166	42,615	25,458	59.7%	17,047	40.0%	11,613	27.3%	0	0.0%	5,434	12.8%
American Business Womens Chapt Lady Slipper	Oakdale	3162	3,641,487	2,929,591	711,895	417,157	58.6%	290,178	40.8%	69,744	9.8%	0	0.0%	220,434	31.0%
American Legion Post 10 Lake Benton	Lake Benton	1069	84,566	64,687	19,879	11,232	56.5%	15,478	77.9%	4,676	23.5%	8,151	41.0%	2,652	13.3%
American Legion Post 101 Melrose	Melrose	1053	593,551	472,925	120,626	50,489	41.9%	71,564	59.3%	21,936	18.2%	32,993	27.4%	16,635	13.8%
American Legion Post 102 Anoka	Anoka	10	1,093,186	845,361	247,826	137,208	55.4%	111,235	44.9%	26,397	10.7%	49,140	19.8%	35,698	14.4%
American Legion Post 104 Litchfield	Litchfield	518	379,499	299,351	80,146	41,911	52.3%	40,700	50.8%	12,613	15.7%	19,179	23.9%	8,908	11.1%
American Legion Post 105 Lyle	Lyle	247	594,016	499,252	94,764	48,177	50.8%	45,596	48.1%	17,188	18.1%	13,662	14.4%	14,745	15.6%
American Legion Post 108 Le Center	Le Center	587	227,629	182,348	45,279	13,788	30.5%	31,032	68.5%	12,286	27.1%	13,531	29.9%	5,214	11.5%
American Legion Post 109 Two Harbors	Two Harbors	368	305,160	242,029	63,130	39,698	62.9%	23,707	37.6%	449	0.7%	16,626	26.3%	6,632	10.5%
American Legion Post 11 Mankato	Mankato	524	182,902	131,377	51,525	25,339	49.2%	30,403	59.0%	910	1.8%	23,339	45.3%	6,153	11.9%
American Legion Post 110 Lake City	Lake City	612	34,638	24,150	10,488	7,136	68.0%	6,497	61.9%	3,067	29.2%	2,785	26.6%	644	6.1%
American Legion Post 113 Marshall	Marshall	746	348,402	266,821	81,580	28,088	34.4%	46,194	56.6%	7,341	9.0%	30,558	37.5%	8,295	10.2%
American Legion Post 117 Thief River Falls	Thief River Falls	794	1,072,623	882,413	190,210	93,235	49.0%	91,344	48.0%	38,616	20.3%	10,877	5.7%	41,851	22.0%
American Legion Post 118 Wayzata	Wayzata	1006	179,471	135,434	44,038	9,969	22.6%	27,893	63.3%	18,970	43.1%	5,000	11.4%	3,923	8.9%
American Legion Post 119 Byron	Byron	1156	224,926	168,643	56,282	16,731	29.7%	19,704	35.0%	7,873	14.0%	5,580	9.9%	6,250	11.1%
American Legion Post 12 Long Prairie	Long Prairie	739	349,076	268,175	80,901	20,131	24.9%	51,011	63.1%	11,811	14.6%	30,928	38.2%	8,273	10.2%
American Legion Post 121 Watertown	Watertown	2418	235,069	175,056	60,015	31,546	52.6%	27,391	45.6%	19,919	33.2%	1,039	1.7%	6,430	10.7%

# FY2011 Lawful (Charitable) Gambling Report to Legislature - Alpha by Organization

Organization Name	City	License #	Gross Receipts	Prizes	Net Receipts	ALLOWABLE EXPENSES		LAWFUL PURPOSE EXPENDITURES							
						TOTAL	%	TOTAL	%	Charitable	%	Other	%	Taxes / Fees	%
American Legion Post 122 Deer River	Deer River	510	530,749	406,550	123,999	73,091	58.9%	63,762	51.4%	24,065	19.4%	22,956	18.5%	16,741	13.5%
American Legion Post 123 Luverne	Luverne	498	75,780	57,526	18,254	3,418	18.7%	13,191	72.3%	5,110	28.0%	5,751	31.5%	2,329	12.8%
American Legion Post 126 Cosmos	Cosmos	833	218,840	180,564	38,276	13,439	35.1%	28,893	75.5%	3,588	9.4%	19,800	51.7%	5,505	14.4%
American Legion Post 130 Jackson	Jackson	251	224,083	170,720	53,363	26,806	50.2%	23,766	44.5%	6,832	12.8%	11,990	22.5%	4,947	9.3%
American Legion Post 131 Maple Lake	Maple Lake	623	638,205	513,078	125,127	59,038	47.2%	50,993	40.8%	31,262	25.0%	14,278	11.4%	5,455	4.4%
American Legion Post 132 New Ulm	New Ulm	417	548,902	415,600	133,300	50,360	37.8%	58,825	44.1%	18,852	14.1%	26,120	19.6%	13,853	10.4%
American Legion Post 134 Aux Walker	Walker	105	79,618	57,545	22,073	18,487	83.8%	8,075	36.6%	4,527	20.5%	1,005	4.6%	2,542	11.5%
American Legion Post 134 Walker	Walker	115	1,086,706	870,117	216,589	108,663	50.2%	98,073	45.3%	15,289	7.1%	39,090	18.0%	43,697	20.2%
American Legion Post 136 Flensburg	Flensburg	2663	193,300	158,892	34,409	15,254	44.3%	20,152	58.6%	13,063	38.0%	1,571	4.6%	5,519	16.0%
American Legion Post 137 Royalton	Royalton	785	99,001	76,720	22,281	6,054	27.2%	22,351	100.3%	12,644	56.7%	6,998	31.4%	2,709	12.2%
American Legion Post 14 Bemidji	Bemidji	309	1,072,989	917,627	155,364	86,491	55.7%	79,141	50.9%	8,140	5.2%	30,041	19.3%	40,962	26.4%
American Legion Post 141 Silver Lake	Silver Lake	123	142,507	112,277	30,230	18,332	60.6%	12,862	42.5%	7,996	26.5%	1,658	5.5%	3,207	10.6%
American Legion Post 145 Howard Lake	Howard Lake	1342	378,859	306,607	72,252	31,548	43.7%	41,295	57.2%	6,719	9.3%	25,721	35.6%	8,855	12.3%
American Legion Post 146 Adams	Adams	352	196,237	155,677	40,560	16,258	40.1%	29,301	72.2%	13,877	34.2%	10,049	24.8%	5,375	13.3%
American Legion Post 147 Big Lake	Big Lake	1195	1,352,091	1,096,306	255,784	185,392	72.5%	66,751	26.1%	16,599	6.5%	0	0.0%	50,152	19.6%
American Legion Post 149 Morristown	Morristown	660	204,628	145,763	58,865	27,426	46.6%	33,761	57.4%	11,130	18.9%	16,882	28.7%	5,750	9.8%
American Legion Post 15 Detroit Lakes	Detroit Lakes	347	389,885	339,197	50,668	50,513	99.7%	15,266	30.1%	3,145	6.2%	5,155	10.2%	6,968	13.8%
American Legion Post 150 Waconia	Waconia	1659	56,117	46,383	9,632	5,170	53.7%	3,636	37.7%	1,925	20.0%	100	1.0%	1,611	16.7%
American Legion Post 157 East Grand Forks	East Grand Forks	456	2,607,420	2,201,783	405,637	166,421	41.0%	215,824	53.2%	54,521	13.4%	17,175	4.2%	144,126	35.5%
American Legion Post 16 Bagley	Bagley	977	598,242	486,431	111,810	57,468	51.4%	50,884	45.5%	12,136	10.9%	22,681	20.3%	16,067	14.4%
American Legion Post 164 Stewartville	Stewartville	1093	618,199	500,919	117,280	46,912	40.0%	71,571	61.0%	20,726	17.7%	36,377	31.0%	14,469	12.3%
American Legion Post 165 Bricelyn	Bricelyn	1183	67,827	56,209	11,618	5,243	45.1%	7,669	66.0%	730	6.3%	5,017	43.2%	1,922	16.5%
American Legion Post 167 Willmar	Willmar	586	1,043,504	850,059	193,445	99,831	51.6%	94,965	49.1%	49,024	25.3%	12,023	6.2%	33,918	17.5%
American Legion Post 168 White Bear Lake	White Bear Lake	539	1,068,903	869,367	199,536	100,821	50.5%	99,419	49.8%	10,151	5.1%	48,213	24.2%	41,053	20.6%
American Legion Post 172 Osseo	Osseo	104	2,952,990	2,532,074	420,916	184,160	43.8%	252,988	60.1%	12,565	3.0%	85,936	20.4%	154,487	36.7%
American Legion Post 173 Tracy	Tracy	327	211,167	164,821	46,346	32,326	69.7%	15,280	33.0%	8,889	19.2%	1,100	2.4%	5,290	11.4%
American Legion Post 1776 Apple Valley	Apple Valley	694	4,670,938	3,958,961	711,977	253,835	35.7%	482,646	67.8%	104,770	14.7%	75,735	10.6%	302,141	42.4%
American Legion Post 178 Milaca	Milaca	530	408,582	323,341	85,241	47,034	55.2%	39,113	45.9%	9,864	11.6%	20,119	23.6%	9,128	10.7%
American Legion Post 179 Plainview	Plainview	90	356,448	288,778	67,672	37,028	54.7%	33,516	49.5%	18,332	27.1%	8,305	12.3%	6,879	10.2%
American Legion Post 181 Lake Park	Lake Park	577	145,336	105,963	39,373	20,956	53.2%	15,700	39.9%	2,729	6.9%	8,741	22.2%	4,230	10.7%
American Legion Post 184 Pine Island	Pine Island	308	662,069	542,196	119,874	61,229	51.1%	53,331	44.5%	8,428	7.0%	28,976	24.2%	15,926	13.3%
American Legion Post 187 Glenwood	Glenwood	509	343,380	279,544	63,836	44,764	70.1%	30,526	47.8%	14,552	22.8%	8,998	14.1%	6,976	10.9%
American Legion Post 188 Evansville	Evansville	35868	51,945	42,117	9,828	1,928	19.6%	7,476	76.1%	5,992	61.0%	0	0.0%	1,484	15.1%
American Legion Post 189 Farmington	Farmington	147	1,075,440	873,480	201,960	114,465	56.7%	93,400	46.2%	6,478	3.2%	51,596	25.5%	35,327	17.5%
American Legion Post 19 Madelia	Madelia	2091	643,608	543,152	100,456	42,901	42.7%	45,600	45.4%	9,130	9.1%	20,087	20.0%	16,383	16.3%
American Legion Post 190 St. Charles	St. Charles	93	124,971	98,141	26,830	16,310	60.8%	8,926	33.3%	5,227	19.5%	675	2.5%	3,024	11.3%
American Legion Post 191 Caledonia	Caledonia	773	263,030	227,886	35,144	15,327	43.6%	25,953	73.8%	11,625	33.1%	9,634	27.4%	4,696	13.4%
American Legion Post 192 Elmore	Elmore	1699	220,896	177,848	43,046	31,971	74.3%	18,034	41.9%	5,040	11.7%	7,291	16.9%	5,702	13.2%
American Legion Post 2 Shakopee	Shakopee	466	332,485	254,311	78,125	36,402	46.6%	38,206	48.9%	2,659	3.4%	28,398	36.3%	7,149	9.2%

# FY2011 Lawful (Charitable) Gambling Report to Legislature - Alpha by Organization

Organization Name	City	License #	Gross Receipts	Prizes	Net Receipts	ALLOWABLE EXPENSES		LAWFUL PURPOSE EXPENDITURES							
						TOTAL	%	TOTAL	%	Charitable	%	Other	%	Taxes / Fees	%
American Legion Post 20 Crookston	Crookston	471	1,243,687	1,030,265	213,417	115,958	54.3%	102,672	48.1%	24,675	11.6%	24,737	11.6%	53,260	25.0%
American Legion Post 202 Hackensack	Hackensack	972	679,006	579,492	99,516	65,819	66.1%	34,183	34.3%	11,107	11.2%	3,677	3.7%	19,398	19.5%
American Legion Post 207 Cleveland	Cleveland	1227	133,895	101,555	32,338	9,630	29.8%	13,781	42.6%	5,278	16.3%	4,553	14.1%	3,950	12.2%
American Legion Post 21 Moorhead	Moorhead	507	1,530,038	1,207,554	322,484	199,325	61.8%	146,504	45.4%	48,247	15.0%	49,313	15.3%	48,716	15.1%
American Legion Post 210 Wells	Wells	360	129,308	96,283	33,024	27,551	83.4%	8,485	25.7%	5,032	15.2%	1,011	3.1%	2,441	7.4%
American Legion Post 211 Holdingford	Holdingford	1416	302,625	248,018	54,608	24,564	45.0%	24,845	45.5%	13,927	25.5%	4,166	7.6%	6,751	12.4%
American Legion Post 212 Park Rapids	Park Rapids	220	2,560,785	2,224,626	336,159	162,860	48.4%	177,167	52.7%	13,511	4.0%	30,354	9.0%	133,305	39.7%
American Legion Post 214 Lancaster	Lancaster	1075	101,670	85,693	15,977	8,683	54.3%	8,909	55.8%	5,956	37.3%	0	0.0%	2,953	18.5%
American Legion Post 216 Princeton	Princeton	241	177,022	141,090	35,932	31,994	89.0%	11,137	31.0%	7,449	20.7%	0	0.0%	3,688	10.3%
American Legion Post 217 Baudette	Baudette	88	939,751	798,193	141,558	37,550	26.5%	58,379	41.2%	11,438	8.1%	16,588	11.7%	30,352	21.4%
American Legion Post 22 Red Lake Falls	Red Lake Falls	1101	180,983	140,911	40,070	15,370	38.4%	24,727	61.7%	2,630	6.6%	17,556	43.8%	4,540	11.3%
American Legion Post 220 Mountain Iron	Mountain Iron	751	30,924	23,734	7,190	3,425	47.6%	2,406	33.5%	1,100	15.3%	338	4.7%	968	13.5%
American Legion Post 225 Forest Lake	Forest Lake	131	838,365	592,445	245,920	141,220	57.4%	94,012	38.2%	21,814	8.9%	54,080	22.0%	18,117	7.4%
American Legion Post 228 Waseca	Waseca	135	326,334	247,278	79,056	43,987	55.6%	44,038	55.7%	10,789	13.6%	25,903	32.8%	7,345	9.3%
American Legion Post 234 Minneapolis	Minneapolis	733	326,804	275,516	51,688	26,417	51.1%	26,456	51.2%	2,118	4.1%	13,181	25.5%	11,158	21.6%
American Legion Post 237 Balaton	Balaton	747	32,960	28,921	4,039	3,111	77.0%	1,580	39.1%	473	11.7%	0	0.0%	1,106	27.4%
American Legion Post 239 Virginia	Virginia	948	553,340	466,802	86,538	51,118	59.1%	38,245	44.2%	5,170	6.0%	19,945	23.0%	13,130	15.2%
American Legion Post 24 Roseau	Roseau	118	639,809	521,014	118,795	78,288	65.9%	38,051	32.0%	955	0.8%	20,812	17.5%	16,284	13.7%
American Legion Post 241 Aurora	Aurora	130	626,189	540,258	85,930	51,558	60.0%	46,287	53.9%	9,683	11.3%	19,653	22.9%	16,949	19.7%
American Legion Post 242 Fisher	Fisher	865	280,425	231,729	48,696	21,203	43.5%	30,534	62.7%	6,851	14.1%	15,473	31.8%	8,210	16.9%
American Legion Post 243 Askov	Askov	2392	420,725	342,711	78,014	43,447	55.7%	34,916	44.8%	25,105	32.2%	0	0.0%	9,811	12.6%
American Legion Post 249 Spring Grove	Spring Grove	1443	320,967	249,144	71,823	28,918	40.3%	33,828	47.1%	9,987	13.9%	16,214	22.6%	7,629	10.6%
American Legion Post 25 Warroad	Warroad	1593	571,473	492,915	78,558	39,489	50.3%	37,272	47.4%	2,193	2.8%	21,090	26.8%	13,990	17.8%
American Legion Post 251 Robbinsdale	Robbinsdale	1173	1,621,210	1,411,390	209,820	132,943	63.4%	93,726	44.7%	17,024	8.1%	0	0.0%	76,703	36.6%
American Legion Post 253 Lowry	Lowry	2319	425,297	347,879	77,413	39,200	50.6%	42,384	54.8%	18,251	23.6%	12,466	16.1%	11,667	15.1%
American Legion Post 254 Sauk Rapids	Sauk Rapids	944	571,777	457,505	114,272	68,870	60.3%	47,499	41.6%	7,980	7.0%	26,286	23.0%	13,231	11.6%
American Legion Post 255 Brainerd	Brainerd	529	910,723	765,157	145,568	72,132	49.6%	56,490	38.8%	5,815	4.0%	24,055	16.5%	26,620	18.3%
American Legion Post 257 Springfield	Springfield	106	198,736	159,926	38,810	18,811	48.5%	21,230	54.7%	10,552	27.2%	6,254	16.1%	4,424	11.4%
American Legion Post 259 Excelsior	Shorewood	229	680,315	540,326	139,988	83,699	59.8%	50,599	36.1%	18,141	13.0%	12,567	9.0%	19,892	14.2%
American Legion Post 260 Monticello	Monticello	672	1,952,255	1,640,222	312,032	149,437	47.9%	151,307	48.5%	14,409	4.6%	40,078	12.8%	96,820	31.0%
American Legion Post 261 Kimball	Kimball	575	455,900	368,577	87,322	45,589	52.2%	37,290	42.7%	7,070	8.1%	19,563	22.4%	10,657	12.2%
American Legion Post 262 Cloquet	Cloquet	355	264,780	232,804	31,976	10,792	33.8%	22,639	70.8%	4,071	12.7%	11,656	36.5%	6,912	21.6%
American Legion Post 264 Glenville	Glenville	1304	214,285	173,319	40,966	25,388	62.0%	13,268	32.4%	6,702	16.4%	1,989	4.9%	4,577	11.2%
American Legion Post 267 Walnut Grove	Walnut Grove	5547	28,985	21,785	8,798	1,203	13.7%	6,051	68.8%	560	6.4%	4,438	50.4%	1,053	12.0%
American Legion Post 269 Madison Lake	Madison Lake	1248	403,931	314,623	89,308	42,180	47.2%	42,236	47.3%	31,517	35.3%	0	0.0%	10,720	12.0%
American Legion Post 27 Warren	Warren	325	491,203	426,395	64,806	32,410	50.0%	35,372	54.6%	4,512	7.0%	19,993	30.9%	10,867	16.8%
American Legion Post 270 Buffalo	Buffalo	917	4,360,702	3,793,875	566,828	222,779	39.3%	345,012	60.9%	24,257	4.3%	54,500	9.6%	266,190	47.0%
American Legion Post 271 Paynesville	Paynesville	296	368,132	278,974	89,158	58,167	65.2%	28,922	32.4%	2,740	3.1%	17,215	19.3%	8,967	10.1%
American Legion Post 284 Cass Lake	Cass Lake	1082	212,374	177,814	34,560	27,613	79.9%	11,007	31.8%	500	1.4%	6,364	18.4%	4,143	12.0%

# FY2011 Lawful (Charitable) Gambling Report to Legislature - Alpha by Organization

Organization Name	City	License #	Gross Receipts	Prizes	Net Receipts	ALLOWABLE EXPENSES		LAWFUL PURPOSE EXPENDITURES							
						TOTAL	%	TOTAL	%	Charitable	%	Other	%	Taxes / Fees	%
American Legion Post 29 Morris	Morris	324	444,478	358,184	86,294	70,367	81.5%	34,221	39.7%	13,464	15.6%	12,576	14.6%	8,181	9.5%
American Legion Post 290 Aux Cambridge	Cambridge	1000	493,830	383,943	109,888	68,007	61.9%	43,877	39.9%	22,774	20.7%	1,789	1.6%	19,314	17.6%
American Legion Post 290 Cambridge	Cambridge	34	744,442	642,646	101,796	64,028	62.9%	37,530	36.9%	7,629	7.5%	7,438	7.3%	22,462	22.1%
American Legion Post 294 Lake Crystal	Lake Crystal	343	405,659	317,115	88,544	50,142	56.6%	51,008	57.6%	5,761	6.5%	36,002	40.7%	9,245	10.4%
American Legion Post 298 Foley	Foley	138	549,468	463,032	86,438	58,767	68.0%	34,610	40.0%	6,841	7.9%	14,993	17.3%	12,777	14.8%
American Legion Post 299 Mabel	Mabel	208	366,374	295,547	70,827	28,550	40.3%	38,734	54.7%	11,827	16.7%	18,755	26.5%	8,151	11.5%
American Legion Post 30 Fergus Falls	Fergus Falls	95	758,566	594,575	163,991	89,858	54.8%	71,803	43.8%	18,922	11.5%	34,139	20.8%	18,742	11.4%
American Legion Post 303 Fridley	Fridley	1	2,448,104	2,062,323	385,781	209,346	54.3%	200,465	52.0%	20,759	5.4%	51,949	13.5%	127,758	33.1%
American Legion Post 304 Gonvick	Gonvick	1162	70,905	55,263	15,643	10,873	69.5%	7,879	50.4%	2,494	15.9%	3,507	22.4%	1,878	12.0%
American Legion Post 309 Belview	Belview	1260	67,801	52,953	14,848	6,529	44.0%	6,391	43.0%	2,825	19.0%	515	3.5%	3,051	20.5%
American Legion Post 311 Elysian	Elysian	1027	362,566	286,474	76,092	35,760	47.0%	38,574	50.7%	17,571	23.1%	13,040	17.1%	7,964	10.5%
American Legion Post 315 Lake Bronson	Lake Bronson	462	283,743	235,379	48,369	27,102	56.0%	30,429	62.9%	11,776	24.3%	12,695	26.2%	5,953	12.3%
American Legion Post 317 Emmons	Emmons	300	102,834	82,412	20,420	6,857	33.6%	13,853	67.8%	1,692	8.3%	9,477	46.4%	2,684	13.1%
American Legion Post 318 Fulda	Fulda	755	146,808	118,445	28,361	18,259	64.4%	6,797	24.0%	2,922	10.3%	0	0.0%	3,875	13.7%
American Legion Post 320 Hopkins	Hopkins	225	1,704,863	1,475,405	229,458	114,049	49.7%	107,535	46.9%	8,389	3.7%	14,634	6.4%	84,511	36.8%
American Legion Post 322 Currie	Currie	1014	115,966	92,071	23,895	11,280	47.2%	10,157	42.5%	3,443	14.4%	3,662	15.3%	3,052	12.8%
American Legion Post 323 Clearwater	Clearwater	399	1,129,052	848,619	280,433	123,540	44.1%	139,647	49.8%	45,290	16.2%	51,049	18.2%	43,308	15.4%
American Legion Post 328 St. Joseph	St. Joseph	1373	546,362	460,467	85,895	27,124	31.6%	54,072	63.0%	13,047	15.2%	28,204	32.8%	12,820	14.9%
American Legion Post 33 St. James	St. James	190	323,293	238,780	84,513	41,168	48.7%	42,522	50.3%	11,909	14.1%	22,225	26.3%	8,387	9.9%
American Legion Post 330 Hayfield	Hayfield	1404	162,151	130,772	31,380	14,326	45.7%	14,183	45.2%	2,453	7.8%	7,735	24.6%	3,995	12.7%
American Legion Post 331 Oslo	Oslo	786	68,963	57,413	11,550	7,132	61.7%	5,895	51.0%	1,075	9.3%	2,829	24.5%	1,991	17.2%
American Legion Post 333 Kasson	Kasson	363	708,262	594,242	113,839	65,891	57.9%	53,567	47.1%	21,719	19.1%	14,174	12.5%	17,674	15.5%
American Legion Post 334 Coon Rapids	Coon Rapids	127	1,880,959	1,539,985	340,974	167,646	49.2%	179,491	52.6%	17,567	5.2%	75,002	22.0%	86,922	25.5%
American Legion Post 343 Norwood	Norwood Young	1863	203,093	162,073	41,020	28,510	69.5%	16,992	41.4%	12,753	31.1%	0	0.0%	4,239	10.3%
American Legion Post 353 Argyle	Argyle	302	200,703	166,613	34,090	15,806	46.4%	16,002	46.9%	2,488	7.3%	8,625	25.3%	4,888	14.3%
American Legion Post 357 Ashby	Ashby	1367	1,389,999	1,207,873	182,129	96,739	53.1%	91,167	50.1%	11,537	6.3%	18,482	10.1%	61,147	33.6%
American Legion Post 359 Milan	Milan	2534	31,604	26,070	5,534	4,460	80.6%	3,349	60.5%	2,225	40.2%	0	0.0%	1,124	20.3%
American Legion Post 36 Fairmont	Fairmont	351	464,712	385,599	79,113	44,235	55.9%	40,777	51.5%	31,316	39.6%	0	0.0%	9,459	12.0%
American Legion Post 361 Denham	Willow River	2277	539,060	449,438	89,622	46,493	51.9%	33,098	36.9%	20,868	23.3%	575	0.6%	11,655	13.0%
American Legion Post 368 Backus	Backus	2865	754,638	628,614	126,024	68,720	54.5%	41,681	33.1%	10,448	8.3%	10,986	8.7%	20,249	16.1%
American Legion Post 37 St. Peter	St. Peter	307	423,102	309,367	113,739	64,457	56.7%	47,509	41.8%	16,197	14.2%	19,679	17.3%	11,631	10.2%
American Legion Post 38 Redwood Falls	Redwood Falls	1339	201,257	159,989	41,266	13,464	32.6%	21,107	51.1%	11,017	26.7%	5,960	14.4%	4,130	10.0%
American Legion Post 381 Eden Valley	Eden Valley	133	299,101	242,489	57,043	33,255	58.3%	21,858	38.3%	10,284	18.0%	4,531	7.9%	7,043	12.3%
American Legion Post 39 North St. Paul	North St. Paul	1196	1,446,707	1,179,685	267,022	155,311	58.2%	118,655	44.4%	18,468	6.9%	41,770	15.6%	58,416	21.9%
American Legion Post 390 Stephen	Stephen	2765	320,876	274,815	46,061	22,402	48.6%	17,381	37.7%	6,853	14.9%	2,902	6.3%	7,626	16.6%
American Legion Post 391 Storden	Storden	143	210,249	177,242	33,007	12,373	37.5%	21,591	65.4%	9,339	28.3%	7,868	23.8%	4,383	13.3%
American Legion Post 398 Mound	Mound	137	949,062	758,684	190,378	111,013	58.3%	85,297	44.8%	32,290	17.0%	22,830	12.0%	30,177	15.9%
American Legion Post 40 Lanesboro	Lanesboro	3053	241,926	188,333	53,593	28,120	52.5%	22,488	42.0%	7,010	13.1%	10,923	20.4%	4,555	8.5%
American Legion Post 400 Canton	Canton	2367	161,864	126,994	34,870	19,413	55.7%	15,818	45.4%	10,363	29.7%	349	1.0%	5,105	14.6%

# FY2011 Lawful (Charitable) Gambling Report to Legislature - Alpha by Organization

Organization Name	City	License #	Gross Receipts	Prizes	Net Receipts	ALLOWABLE EXPENSES		LAWFUL PURPOSE EXPENDITURES							
						TOTAL	%	TOTAL	%	Charitable	%	Other	%	Taxes / Fees	%
American Legion Post 404 Alden	Alden	983	94,643	77,249	17,152	12,532	73.1%	9,123	53.2%	1,375	8.0%	5,868	34.2%	1,879	11.0%
American Legion Post 408 Green Isle	Green Isle	2255	154,694	112,575	42,116	19,303	45.8%	24,950	59.2%	21,174	50.3%	0	0.0%	3,777	9.0%
American Legion Post 41 Lambertson	Lambertson	659	79,280	63,352	15,928	9,260	58.1%	5,418	34.0%	1,042	6.5%	1,633	10.3%	2,743	17.2%
American Legion Post 417 Long Prairie	Long Prairie	92229	146,260	121,182	25,078	3,821	15.2%	15,431	61.5%	3,950	15.8%	7,977	31.8%	3,505	14.0%
American Legion Post 423 Houston	Houston	2203	174,802	143,500	31,302	10,013	32.0%	19,084	61.0%	2,213	7.1%	12,363	39.5%	4,508	14.4%
American Legion Post 424 Inver Grove Heights	Inver Grove	2313	638,838	496,245	142,592	109,685	76.9%	36,459	25.6%	22,068	15.5%	0	0.0%	14,392	10.1%
American Legion Post 428 Waite Park	Waite Park	164	1,363,715	1,098,148	265,567	157,785	59.4%	101,137	38.1%	16,348	6.2%	29,176	11.0%	55,613	20.9%
American Legion Post 43 Faribault	Faribault	275	551,125	443,181	107,959	60,742	56.3%	43,636	40.4%	20,159	18.7%	10,713	9.9%	12,765	11.8%
American Legion Post 431 Twin Valley	Twin Valley	74	367,037	310,550	56,487	21,603	38.2%	27,751	49.1%	18,467	32.7%	2,048	3.6%	7,235	12.8%
American Legion Post 433 Gaylord	Gaylord	1239	89,036	66,076	22,956	12,691	55.3%	18,018	78.5%	5,527	24.1%	6,065	26.4%	6,426	28.0%
American Legion Post 435 Aux Richfield	Richfield	2574	28,503	14,190	14,314	6,927	48.4%	14,166	99.0%	12,745	89.0%	176	1.2%	1,245	8.7%
American Legion Post 435 Richfield	Richfield	227	1,810,382	1,441,078	369,306	243,825	66.0%	117,575	31.8%	20,061	5.4%	110	0.0%	97,403	26.4%
American Legion Post 443 Ironton	Ironton	148	391,568	315,087	76,481	53,200	69.6%	26,500	34.6%	2,677	3.5%	15,304	20.0%	8,518	11.1%
American Legion Post 444 Middle River	Middle River	1567	334,682	277,517	57,165	45,389	79.4%	13,616	23.8%	3,161	5.5%	3,194	5.6%	7,261	12.7%
American Legion Post 445 Karlstad	Karlstad	2820	161,944	133,804	28,140	13,216	47.0%	15,139	53.8%	5,747	20.4%	5,170	18.4%	4,223	15.0%
American Legion Post 452 Keewatin	Keewatin	551	398,540	345,505	53,035	31,457	59.3%	17,445	32.9%	3,550	6.7%	5,483	10.3%	8,413	15.9%
American Legion Post 454 Kiester	Kiester	790	144,782	115,199	29,582	8,516	28.8%	20,559	69.5%	3,620	12.2%	13,811	46.7%	3,128	10.6%
American Legion Post 455 Cold Spring	Cold Spring	1579	416,975	357,262	59,708	26,085	43.7%	35,907	60.1%	15,292	25.6%	8,892	14.9%	11,723	19.6%
American Legion Post 456 Sebeka	Sebeka	1550	306,123	237,671	68,451	44,232	64.6%	26,875	39.3%	13,021	19.0%	6,500	9.5%	7,354	10.7%
American Legion Post 46 Little Falls	Little Falls	838	919,094	768,606	150,448	72,100	47.9%	80,187	53.3%	26,498	17.6%	25,570	17.0%	28,120	18.7%
American Legion Post 464 Brewster	Brewster	648	84,121	66,239	17,934	6,365	35.5%	11,941	66.6%	7,431	41.4%	2,291	12.8%	2,219	12.4%
American Legion Post 47 Hastings	Hastings	54	313,342	241,254	72,088	31,948	44.3%	40,523	56.2%	3,146	4.4%	30,291	42.0%	7,086	9.8%
American Legion Post 473 Rice	Rice	2521	301,174	250,122	51,052	34,130	66.9%	23,694	46.4%	10,042	19.7%	7,318	14.3%	6,334	12.4%
American Legion Post 475 St. Clair	St. Clair	478	64,894	48,360	16,534	3,678	22.2%	14,226	86.0%	6,442	39.0%	5,001	30.2%	2,782	16.8%
American Legion Post 478 Hardwick	Hardwick	661	225,016	179,982	45,034	19,150	42.5%	23,215	51.5%	17,731	39.4%	0	0.0%	5,484	12.2%
American Legion Post 48 Stillwater	Stillwater	903	519,091	422,972	96,111	68,027	70.8%	34,743	36.1%	2,738	2.8%	22,801	23.7%	9,202	9.6%
American Legion Post 480 Orr	Orr	1596	91,343	69,207	22,136	7,611	34.4%	16,669	75.3%	5,883	26.6%	8,191	37.0%	2,595	11.7%
American Legion Post 482 Albany	Albany	1170	29,253	20,797	8,456	6,999	82.8%	4,480	53.0%	2,282	27.0%	936	11.1%	1,263	14.9%
American Legion Post 49 Aux Pequot Lakes	Pequot Lakes	2957	219,026	172,732	46,294	38,905	84.0%	14,369	31.0%	9,482	20.5%	617	1.3%	4,270	9.2%
American Legion Post 49 Pequot Lakes	Pequot Lakes	1103	465,540	357,849	107,694	60,562	56.2%	48,858	45.4%	16,458	15.3%	21,618	20.1%	8,549	7.9%
American Legion Post 491 Bayport	Bayport	467	2,283,281	1,818,013	465,427	293,741	63.1%	165,608	35.6%	17,680	3.8%	21,961	4.7%	125,966	27.1%
American Legion Post 50 Wabasha	Wabasha	89	506,399	387,849	118,551	74,062	62.5%	39,240	33.1%	11,694	9.9%	17,932	15.1%	9,615	8.1%
American Legion Post 500 Crosslake	Crosslake	997	200,977	159,379	41,597	23,255	55.9%	21,376	51.4%	312	0.8%	15,785	37.9%	5,282	12.7%
American Legion Post 505 Gary	Gary	677	145,900	124,221	21,678	16,833	77.7%	14,563	67.2%	2,758	12.7%	8,076	37.3%	3,729	17.2%
American Legion Post 507 Willernie	Willernie	2208	2,507,097	2,022,190	484,907	205,376	42.4%	296,088	61.1%	159,834	33.0%	0	0.0%	136,254	28.1%
American Legion Post 51 Pine City	Pine City	97	458,378	357,353	101,025	63,077	62.4%	43,874	43.4%	562	0.6%	34,245	33.9%	9,068	9.0%
American Legion Post 523 Golden Valley	Golden Valley	991	1,880,759	1,531,796	348,963	165,691	47.5%	198,022	56.7%	18,648	5.3%	86,193	24.7%	93,180	26.7%
American Legion Post 526 Peterson	Peterson	209	86,348	64,330	22,018	15,484	70.3%	9,381	42.6%	1,037	4.7%	6,206	28.2%	2,138	9.7%
American Legion Post 537 New London	New London	824	1,636,572	1,362,449	274,123	162,504	59.3%	111,638	40.7%	18,949	6.9%	15,397	5.6%	77,293	28.2%

# FY2011 Lawful (Charitable) Gambling Report to Legislature - Alpha by Organization

Organization Name	City	License #	Gross Receipts	Prizes	Net Receipts	ALLOWABLE EXPENSES		LAWFUL PURPOSE EXPENDITURES							
						TOTAL	%	TOTAL	%	Charitable	%	Other	%	Taxes / Fees	%
American Legion Post 54 Red Wing	Red Wing	236	248,526	196,417	52,110	14,314	27.5%	38,298	73.5%	12,420	23.8%	20,226	38.8%	5,651	10.8%
American Legion Post 542 Roseville	Roseville	113	1,301,288	1,054,680	246,608	134,579	54.6%	110,377	44.8%	15,250	6.2%	39,289	15.9%	55,838	22.6%
American Legion Post 545 Spicer	Spicer	430	1,138,866	951,670	187,197	106,985	57.2%	73,717	39.4%	17,572	9.4%	15,593	8.3%	40,551	21.7%
American Legion Post 550 Bloomington	Bloomington	234	1,947,126	1,678,733	268,392	117,581	43.8%	173,934	64.8%	68,125	25.4%	0	0.0%	105,809	39.4%
American Legion Post 551 Eyota	Eyota	574	206,259	161,459	44,800	10,385	23.2%	34,437	76.9%	7,483	16.7%	23,133	51.6%	3,820	8.5%
American Legion Post 552 Freeborn	Wells	33189	321,556	256,887	64,669	31,914	49.4%	32,600	50.4%	22,889	35.4%	3,056	4.7%	6,656	10.3%
American Legion Post 553 Welcome	Welcome	743	355,381	283,591	71,790	29,532	41.1%	60,870	84.8%	16,089	22.4%	33,548	46.7%	11,230	15.6%
American Legion Post 556 Wood Lake	Wood Lake	2967	51,606	39,830	11,776	9,341	79.3%	4,951	42.0%	2,206	18.7%	1,120	9.5%	1,625	13.8%
American Legion Post 56 Albert Lea	Albert Lea	213	614,211	475,927	138,286	73,440	53.1%	66,221	47.9%	8,454	6.1%	43,336	31.3%	14,432	10.4%
American Legion Post 560 Zimmerman	Zimmerman	1190	1,311,797	1,109,119	202,678	88,557	43.7%	118,873	58.7%	35,146	17.3%	28,167	13.9%	55,560	27.4%
American Legion Post 561 Lewisville	Lewisville	916	348,506	284,050	64,456	34,364	53.3%	25,252	39.2%	10,295	16.0%	6,754	10.5%	8,201	12.7%
American Legion Post 567 St. Michael	St. Michael	332	1,409,475	1,191,739	217,735	111,233	51.1%	108,564	49.9%	29,776	13.7%	17,109	7.9%	61,723	28.3%
American Legion Post 57 Chaska	Chaska	114	522,721	413,089	109,632	67,750	61.8%	54,027	49.3%	22,045	20.1%	21,244	19.4%	10,738	9.8%
American Legion Post 577 St. Paul	St. Paul	935	333,057	262,873	70,184	44,884	64.0%	26,759	38.1%	6,884	9.8%	11,797	16.8%	8,078	11.5%
American Legion Post 579 Millville	Millville	292	189,176	152,966	36,211	18,576	51.3%	17,065	47.1%	7,656	21.1%	3,970	11.0%	5,437	15.0%
American Legion Post 580 Chanhassen	Chanhassen	765	5,059,187	4,259,397	799,650	228,900	28.6%	545,085	68.2%	35,967	4.5%	158,733	19.9%	350,385	43.8%
American Legion Post 586 Lonsdale	Lonsdale	2150	64,885	49,626	15,257	8,009	52.5%	6,230	40.8%	1,515	9.9%	3,126	20.5%	1,589	10.4%
American Legion Post 59 Montevideo	Montevideo	139	753,743	614,812	138,930	74,452	53.6%	51,720	37.2%	17,006	12.2%	15,365	11.1%	19,349	13.9%
American Legion Post 595 La Crescent	La Crescent	170	1,273,693	988,279	285,415	155,104	54.3%	92,895	32.5%	15,496	5.4%	30,979	10.9%	46,420	16.3%
American Legion Post 596 Erskine	Erskine	1902	922,931	772,059	150,871	80,213	53.2%	71,531	47.4%	39,848	26.4%	2,003	1.3%	29,680	19.7%
American Legion Post 6 Pipestone	Pipestone	425	221,559	176,760	44,797	18,705	41.8%	31,153	69.5%	8,986	20.1%	18,146	40.5%	4,021	9.0%
American Legion Post 60 Grand Rapids	Grand Rapids	287	294,868	227,696	67,172	42,315	63.0%	26,362	39.2%	9,184	13.7%	10,667	15.9%	6,511	9.7%
American Legion Post 602 Hillman	Hillman	1023	167,437	135,352	32,085	21,294	66.4%	12,800	39.9%	3,215	10.0%	5,621	17.5%	3,964	12.4%
American Legion Post 608 Okabena	Okabena	822	138,418	105,234	33,184	14,156	42.7%	21,490	64.8%	6,075	18.3%	12,261	36.9%	3,154	9.5%
American Legion Post 613 Pine River	Pine River	492	303,490	213,398	90,092	62,555	69.4%	43,558	48.3%	9,503	10.5%	26,443	29.4%	7,612	8.4%
American Legion Post 617 Eagle Lake	Eagle Lake	41	148,868	111,479	37,389	14,929	39.9%	17,444	46.7%	1,960	5.2%	11,494	30.7%	3,990	10.7%
American Legion Post 620 Hugo	Hugo	905	972,540	816,668	155,872	80,418	51.6%	95,717	61.4%	14,589	9.4%	26,698	17.1%	54,430	34.9%
American Legion Post 621 St. Cloud	St. Cloud	298	321,068	261,405	59,663	31,085	52.1%	30,185	50.6%	8,999	15.1%	13,874	23.3%	7,313	12.3%
American Legion Post 622 St. Francis	St. Francis	1520	841,697	690,435	151,262	103,561	68.5%	46,172	30.5%	8,530	5.6%	11,964	7.9%	25,677	17.0%
American Legion Post 623 Plummer	Plummer	2312	299,667	249,678	49,989	19,693	39.4%	27,245	54.5%	2,630	5.3%	17,517	35.0%	7,098	14.2%
American Legion Post 627 Nisswa	Nisswa	1124	1,178,458	932,523	245,936	127,750	51.9%	118,059	48.0%	27,297	11.1%	49,889	20.3%	40,871	16.6%
American Legion Post 630 Brooklyn Center	Brooklyn Center	233	1,588,743	1,374,922	213,821	103,163	48.2%	129,503	60.6%	20,793	9.7%	33,973	15.9%	74,737	35.0%
American Legion Post 641 Plato	Plato	2498	315,619	248,660	66,959	37,960	56.7%	28,312	42.3%	20,896	31.2%	655	1.0%	6,761	10.1%
American Legion Post 642 Bowlus	Bowlus	1774	52,420	41,722	10,698	3,015	28.2%	6,262	58.5%	2,295	21.5%	2,064	19.3%	1,902	17.8%
American Legion Post 643 Savage	Savage	321	855,201	676,090	179,112	91,256	50.9%	90,977	50.8%	0	0.0%	65,435	36.5%	25,542	14.3%
American Legion Post 65 Rosemount	Rosemount	1253	872,429	668,569	203,860	134,462	66.0%	70,275	34.5%	9,741	4.8%	38,207	18.7%	22,337	11.0%
American Legion Post 67 Sauk Centre	Sauk Centre	1780	190,874	151,614	39,291	26,760	68.1%	20,851	53.1%	6,700	17.1%	9,025	23.0%	5,126	13.0%
American Legion Post 69 Granite Falls	Granite Falls	82	290,258	250,421	39,837	22,865	57.4%	17,125	43.0%	8,136	20.4%	1,937	4.9%	7,052	17.7%
American Legion Post 71 Duluth	Duluth	966	727,591	612,366	115,060	90,386	78.6%	37,923	33.0%	9,091	7.9%	14,147	12.3%	14,887	12.9%



# FY2011 Lawful (Charitable) Gambling Report to Legislature - Alpha by Organization

Organization Name	City	License #	Gross Receipts	Prizes	Net Receipts	ALLOWABLE EXPENSES		LAWFUL PURPOSE EXPENDITURES							
						TOTAL	%	TOTAL	%	Charitable	%	Other	%	Taxes / Fees	%
American Legion Post 77 Owatonna	Owatonna	337	1,253,163	1,019,388	233,776	132,467	56.7%	92,208	39.4%	29,555	12.6%	9,176	3.9%	53,477	22.9%
American Legion Post 79 Montgomery	Montgomery	448	80,066	57,196	22,869	15,628	68.3%	8,723	38.1%	1,413	6.2%	6,578	28.8%	732	3.2%
American Legion Post 80 Wheaton	Wheaton	301	87,481	68,172	19,572	5,502	28.1%	19,248	98.3%	6,797	34.7%	1,505	7.7%	10,946	55.9%
American Legion Post 82 Winnebago	Winnebago	569	901,075	750,193	150,882	86,300	57.2%	64,709	42.9%	38,985	25.8%	630	0.4%	25,094	16.6%
American Legion Post 84 Northfield	Northfield	685	54,877	44,209	10,668	7,615	71.4%	3,737	35.0%	2,084	19.5%	0	0.0%	1,655	15.5%
American Legion Post 85 North Branch	North Branch	140	879,229	703,446	175,786	105,973	60.3%	66,428	37.8%	16,822	9.6%	25,144	14.3%	24,464	13.9%
American Legion Post 86 Aitkin	Aitkin	581	646,095	542,248	103,846	68,942	66.4%	43,785	42.2%	12,654	12.2%	18,059	17.4%	13,071	12.6%
American Legion Post 88 Greenbush	Greenbush	800	253,820	206,760	47,060	36,202	76.9%	21,427	45.5%	8,119	17.3%	7,546	16.0%	5,762	12.2%
American Legion Post 89 Blue Earth	Blue Earth	437	646,362	541,465	104,897	58,993	56.2%	54,422	51.9%	23,734	22.6%	15,468	14.7%	15,220	14.5%
American Legion Post 9 Winona	Winona	75	448,554	330,219	118,335	59,762	50.5%	69,132	58.4%	12,271	10.4%	44,305	37.4%	12,554	10.6%
American Legion Post 91 Austin	Austin	87	555,513	446,304	109,209	59,287	54.3%	47,761	43.7%	23,618	21.6%	10,688	9.8%	13,456	12.3%
American Legion Post 92 Rochester	Rochester	254	1,578,806	1,252,738	326,067	120,065	36.8%	198,346	60.8%	65,896	20.2%	59,503	18.2%	72,946	22.4%
American Legion Post 94 Rushford	Rushford	67	199,205	156,000	43,205	18,236	42.2%	21,867	50.6%	2,592	6.0%	14,415	33.4%	4,860	11.2%
American Legion Post 96 Hutchinson	Hutchinson	80	1,017,785	822,014	195,772	110,832	56.6%	83,380	42.6%	9,940	5.1%	39,139	20.0%	34,303	17.5%
American Legion Post 98 St. Paul Park	St. Paul Park	136	1,346,778	1,148,868	197,910	83,211	42.0%	98,898	50.0%	13,225	6.7%	25,710	13.0%	59,966	30.3%
American Legion Post 99 Minneapolis	Minneapolis	226	79,495	64,217	15,278	5,656	37.0%	9,977	65.3%	200	1.3%	5,858	38.3%	3,919	25.7%
Amvets Post 1 Mendota	Mendota	19091	1,916,531	1,518,558	397,974	288,559	72.5%	113,462	28.5%	20,050	5.0%	1,350	0.3%	92,059	23.1%
Amvets Post 12 Hibbing	Hibbing	32537	1,555,282	1,271,859	283,423	187,320	66.1%	99,194	35.0%	14,237	5.0%	7,723	2.7%	77,234	27.3%
Andover Football Association	Andover	36655	1,061,699	847,590	214,109	144,224	67.4%	68,916	32.2%	24,112	11.3%	0	0.0%	44,805	20.9%
Andover Huskies Youth Hockey Assoc	Andover	35843	2,537,018	2,162,580	374,437	186,578	49.8%	163,909	43.8%	27,962	7.5%	0	0.0%	135,947	36.3%
Annandale Firefighters Relief Assoc	Annandale	2746	926,972	793,847	133,124	73,136	54.9%	61,998	46.6%	32,600	24.5%	0	0.0%	29,399	22.1%
Annandale Lions Club	Annandale	2921	2,395,972	1,986,060	409,913	229,716	56.0%	179,158	43.7%	53,548	13.1%	220	0.1%	125,391	30.6%
Anoka Area Hockey Assoc	Anoka	3035	4,516,046	3,878,160	637,886	345,191	54.1%	278,452	43.7%	320	0.1%	20,000	3.1%	258,132	40.5%
Anoka Ice Arena Assoc	Anoka	2926	2,963,451	2,451,254	512,197	315,353	61.6%	195,215	38.1%	1,000	0.2%	36,395	7.1%	157,820	30.8%
Apple Valley Hockey Association	Apple Valley	1711	5,195,551	4,286,752	908,799	338,610	37.3%	545,829	60.1%	221,000	24.3%	0	0.0%	324,829	35.7%
Arlington Baseball Assoc	Arlington	2634	228,445	187,097	41,348	26,077	63.1%	17,818	43.1%	10,925	26.4%	1,000	2.4%	5,894	14.3%
Armstrong Cooper Youth Hockey Association	New Hope	5723	2,589,956	2,122,968	466,991	246,351	52.8%	228,704	49.0%	82,960	17.8%	0	0.0%	145,743	31.2%
Audubon Vol Fire Dept	Audubon	613	247,795	202,145	45,200	41,147	91.0%	17,561	38.9%	13,473	29.8%	0	0.0%	4,088	9.0%
Austin Area Commission for the Arts	Austin	4427	292,581	230,352	62,229	42,646	68.5%	22,431	36.0%	16,242	26.1%	0	0.0%	6,188	9.9%
Avon Lions Club	Avon	2668	993,858	823,615	170,242	72,342	42.5%	92,172	54.1%	59,500	35.0%	0	0.0%	32,672	19.2%
Babe Ruth League	Brooklyn Park	3273	4,452,000	3,316,587	1,135,414	853,167	75.1%	333,867	29.4%	144,294	12.7%	0	0.0%	189,574	16.7%
Badger Jaycees	Badger	2315	648,629	537,202	111,427	74,198	66.6%	41,765	37.5%	27,178	24.4%	0	0.0%	14,587	13.1%
Barnesville Booster Club	Barnesville	2656	577,893	476,412	101,481	47,511	46.8%	35,612	35.1%	24,635	24.3%	0	0.0%	10,976	10.8%
Barrett Fire Dept Relief Assoc	Elbow Lake	3553	433,345	379,503	53,842	27,250	50.6%	24,883	46.2%	17,100	31.8%	0	0.0%	7,783	14.5%
Baseball Association 191	Burnsville	5455	1,334,932	1,053,183	281,963	226,075	80.2%	83,128	29.5%	26,871	9.5%	0	0.0%	56,257	20.0%
Baudette Arena Assoc	Baudette	3248	811,380	633,237	178,143	83,130	46.7%	93,054	52.2%	69,000	38.7%	0	0.0%	24,054	13.5%
Baudette Fire Dept Relief Assoc	Baudette	2839	377,358	311,911	65,447	29,356	44.9%	33,352	51.0%	27,000	41.3%	0	0.0%	6,352	9.7%
Baxter Lions Club	Baxter	501	896,650	721,537	175,113	107,381	61.3%	75,491	43.1%	48,070	27.5%	0	0.0%	27,419	15.7%
Baxter Snowmobile Club	Baxter	34879	348,858	283,893	64,969	33,985	52.3%	19,457	29.9%	15,111	23.3%	0	0.0%	4,345	6.7%

# FY2011 Lawful (Charitable) Gambling Report to Legislature - Alpha by Organization

Organization Name	City	License #	Gross Receipts	Prizes	Net Receipts	ALLOWABLE EXPENSES		LAWFUL PURPOSE EXPENDITURES							
						TOTAL	%	TOTAL	%	Charitable	%	Other	%	Taxes / Fees	%
B-Dale Club	Roseville	330	123,654	91,264	32,390	15,198	46.9%	15,030	46.4%	3,137	9.7%	7,458	23.0%	4,435	13.7%
Becker Youth Sports Assoc	Becker	31939	359,030	276,052	83,424	54,778	65.7%	28,115	33.7%	21,055	25.2%	0	0.0%	7,060	8.5%
Belgrade Lions Club	Belgrade	1784	405,424	329,961	75,463	34,034	45.1%	35,491	47.0%	27,044	35.8%	0	0.0%	8,447	11.2%
Belle Plaine Chamber of Commerce	Belle Plaine	3153	1,331,967	1,087,241	244,726	118,538	48.4%	132,158	54.0%	76,519	31.3%	0	0.0%	55,640	22.7%
Bellingham Firemen's Relief Assoc	Bellingham	1862	65,230	56,541	8,688	7,471	86.0%	3,210	36.9%	1,250	14.4%	0	0.0%	1,961	22.6%
Belview Firemen Relief Assoc	Belview	5297	109,311	87,848	21,472	10,793	50.3%	4,650	21.7%	2,000	9.3%	0	0.0%	2,650	12.3%
Bemidji Baseball	Bemidji	3134	158,773	133,231	25,541	8,739	34.2%	9,403	36.8%	4,226	16.5%	0	0.0%	5,177	20.3%
Benson Hockey Assoc	Benson	1823	1,746,565	1,423,540	323,023	121,646	37.7%	209,091	64.7%	125,098	38.7%	0	0.0%	83,994	26.0%
Bethlehem Academy	Faribault	1795	335,547	248,253	87,294	61,467	70.4%	26,261	30.1%	18,912	21.7%	0	0.0%	7,349	8.4%
Big Falls Lions Club	Big Falls	2989	131,339	102,780	28,559	14,277	50.0%	10,925	38.3%	7,900	27.7%	0	0.0%	3,026	10.6%
Big Swan Lake Improvement Assoc of Todd Co	Grey Eagle	36013	494,612	420,759	73,853	42,843	58.0%	30,106	40.8%	19,567	26.5%	0	0.0%	10,539	14.3%
Bird Island Lions	Bird Island	4616	426,562	346,889	79,673	39,771	49.9%	53,565	67.2%	43,994	55.2%	0	0.0%	9,571	12.0%
Blackduck Fire Relief Assoc	Blackduck	1944	405,350	333,355	71,994	30,421	42.3%	35,587	49.4%	27,251	37.9%	0	0.0%	8,336	11.6%
Blaine Jaycees	Blaine	3016	3,000,498	2,455,379	648,308	289,031	44.6%	298,529	46.0%	99,131	15.3%	0	0.0%	199,397	30.8%
Blaine Youth Hockey Dist 11	Blaine	776	9,286,081	7,661,173	1,625,360	568,979	35.0%	1,047,703	64.5%	441,387	27.2%	0	0.0%	606,315	37.3%
Blooming Prairie Area Chamber of Commerce	Blooming Prairie	92149	142,493	117,258	25,235	13,026	51.6%	10,460	41.5%	5,000	19.8%	0	0.0%	5,460	21.6%
Bloomington Lions Club	Bloomington	1670	1,267,905	1,017,817	250,088	133,730	53.5%	115,400	46.1%	62,325	24.9%	0	0.0%	53,075	21.2%
Bluffton Baseball Assoc	Bluffton	2267	520,975	441,938	79,037	34,994	44.3%	47,812	60.5%	37,200	47.1%	0	0.0%	10,612	13.4%
Borup Community Club	Borup	1894	279,555	229,224	50,331	30,021	59.6%	31,111	61.8%	25,520	50.7%	0	0.0%	5,591	11.1%
Bowlus Firemens Relief Assoc	Bowlus	2719	381,467	317,223	64,243	33,707	52.5%	32,269	50.2%	25,088	39.1%	0	0.0%	7,181	11.2%
Boxers Workout Gym	St. Cloud	5223	152,327	116,317	36,010	19,647	54.6%	17,080	47.4%	12,942	35.9%	0	0.0%	4,137	11.5%
Boyd Firemens Relief Assoc	Boyd	2747	178,185	146,655	31,530	19,061	60.5%	10,259	32.5%	6,153	19.5%	0	0.0%	4,106	13.0%
Brainerd Amateur Hockey Assoc	Brainerd	1047	330,685	225,234	105,451	52,447	49.7%	61,212	58.0%	50,366	47.8%	0	0.0%	10,846	10.3%
Brainerd Lions Club	Brainerd	2761	1,663,820	1,449,009	214,810	116,800	54.4%	94,766	44.1%	16,350	7.6%	0	0.0%	78,416	36.5%
Brainerd Snodeos	Brainerd	5604	280,062	236,446	43,616	23,086	52.9%	18,174	41.7%	13,069	30.0%	0	0.0%	5,105	11.7%
Brainerd Sports Boosters	Brainerd	805	565,370	490,014	75,356	54,343	72.1%	18,820	25.0%	7,743	10.3%	0	0.0%	11,077	14.7%
Brandon Firemen's Relief Assoc	Brandon	2289	1,462,804	1,229,573	233,231	74,923	32.1%	175,965	75.4%	109,808	47.1%	0	0.0%	66,158	28.4%
Breckenridge Fire Relief Assoc	Breckenridge	1117	463,609	386,624	76,985	42,044	54.6%	32,429	42.1%	15,150	19.7%	0	0.0%	17,279	22.4%
Breckenridge Hockey Youth Assoc	Breckenridge	1426	82,201	63,150	19,051	11,761	61.7%	7,233	38.0%	5,800	30.4%	0	0.0%	1,433	7.5%
Brooklyn Center Lions Club	Brooklyn Center	1834	943,302	799,259	144,043	86,465	60.0%	54,028	37.5%	27,120	18.8%	0	0.0%	26,908	18.7%
Brooklyn Park Youth Hockey Assoc	Brooklyn Park	2922	2,059,760	1,722,649	337,111	187,223	55.5%	156,403	46.4%	53,000	15.7%	0	0.0%	103,403	30.7%
Brooten Commercial Club	Brooten	3575	682,639	541,947	140,692	78,952	56.1%	62,411	44.4%	47,372	33.7%	0	0.0%	15,039	10.7%
Browerville Lions Club	Browerville	3194	447,815	357,931	89,884	33,469	37.2%	55,373	61.6%	46,858	52.1%	0	0.0%	8,515	9.5%
Brownsdale Firemen's Relief Association	Brownsdale	2810	179,729	138,963	40,766	16,187	39.7%	31,088	76.3%	27,350	67.1%	0	0.0%	3,738	9.2%
Brownton Lions Club	Brownton	2430	432,070	348,068	84,003	41,494	49.4%	49,929	59.4%	43,262	51.5%	0	0.0%	6,667	7.9%
Buckman Trailblazers Snowmobile Club	Buckman	3186	265,629	223,780	41,849	26,974	64.5%	13,393	32.0%	7,800	18.6%	0	0.0%	5,593	13.4%
Buffalo Lake Lions Club	Buffalo Lake	2798	327,636	267,832	59,804	29,106	48.7%	31,866	53.3%	25,321	42.3%	0	0.0%	6,545	10.9%
Buffalo Lions Club	Buffalo	1865	688,747	576,328	112,415	76,713	68.2%	36,988	32.9%	20,792	18.5%	200	0.2%	15,996	14.2%
Buffalo Youth Hockey Association	Buffalo	2299	2,441,912	2,023,626	418,286	173,820	41.6%	198,537	47.5%	68,212	16.3%	0	0.0%	130,325	31.2%

# FY2011 Lawful (Charitable) Gambling Report to Legislature - Alpha by Organization

Organization Name	City	License #	Gross Receipts	Prizes	Net Receipts	ALLOWABLE EXPENSES		LAWFUL PURPOSE EXPENDITURES							
						TOTAL	%	TOTAL	%	Charitable	%	Other	%	Taxes / Fees	%
Buhl Fire Relief Assoc	Buhl	3601	169,273	138,130	31,143	23,964	76.9%	7,668	24.6%	3,450	11.1%	400	1.3%	3,819	12.3%
Burnsville Hockey Club	Burnsville	4433	2,618,948	2,137,526	481,423	271,444	56.4%	176,183	36.6%	23,410	4.9%	0	0.0%	152,773	31.7%
Burnsville Lions Club	Burnsville	3336	6,323,436	5,433,395	890,041	454,223	51.0%	435,456	48.9%	45,813	5.1%	0	0.0%	389,643	43.8%
Caledonia Sno-Gophers Snowmobile Club	Brownsville	4864	490,064	403,235	86,829	48,021	55.3%	32,854	37.8%	4,812	5.5%	17,634	20.3%	10,407	12.0%
Caledonia Volunteer Fire Department Relief	Caledonia	34760	208,833	171,921	36,912	13,832	37.5%	18,360	49.7%	11,107	30.1%	0	0.0%	7,253	19.6%
Cambridge Isanti Hockey Association	Isanti	3817	1,073,042	864,816	208,229	107,803	51.8%	92,042	44.2%	62,500	30.0%	0	0.0%	29,542	14.2%
Campbell Vol Fire Dept	Campbell	5415	174,459	142,145	32,314	20,171	62.4%	4,319	13.4%	598	1.9%	0	0.0%	3,721	11.5%
Canadian Days Little Canada	Little Canada	4219	479,082	369,525	109,557	63,274	57.8%	45,641	41.7%	33,292	30.4%	2,000	1.8%	10,348	9.4%
Canby Fire Dept Relief Assoc	Canby	2587	186,134	133,027	53,107	23,834	44.9%	27,945	52.6%	22,780	42.9%	0	0.0%	5,166	9.7%
Cannon Falls Fire Dept Relief Assoc	Cannon Falls	3129	591,342	494,367	96,976	70,813	73.0%	33,532	34.6%	19,562	20.2%	0	0.0%	13,970	14.4%
Carlos Lions Club	Carlos	5899	1,187,475	1,046,377	141,098	71,720	50.8%	67,372	47.7%	20,703	14.7%	0	0.0%	46,669	33.1%
Carver Lions Club	Carver	1745	385,161	319,780	65,381	38,733	59.2%	27,838	42.6%	20,077	30.7%	0	0.0%	7,761	11.9%
Cathedral High School/John XXIII School St.	St. Cloud	894	1,248,811	905,727	343,084	244,533	71.3%	89,996	26.2%	59,055	17.2%	0	0.0%	30,941	9.0%
Catholic Eldercare Community Foundation	Minneapolis	30684	1,213,679	986,339	227,339	144,624	63.6%	76,722	33.7%	21,100	9.3%	0	0.0%	55,622	24.5%
CC Riders Snowmobile Club	Canyon	5531	1,857,013	1,513,486	343,527	227,149	66.1%	100,997	29.4%	18,034	5.2%	0	0.0%	82,963	24.2%
Centennial Youth Hockey Assoc	Circle Pines	3934	5,494,310	4,633,446	860,864	487,501	56.6%	383,447	44.5%	51,950	6.0%	0	0.0%	331,497	38.5%
Center City Fire Relief Assoc	Center City	2236	704,779	588,526	116,253	61,615	53.0%	54,384	46.8%	36,570	31.5%	0	0.0%	17,814	15.3%
Central Minn Sexual Assault Ctr	St. Cloud	2169	1,406,356	1,160,476	245,880	139,194	56.6%	115,462	47.0%	55,000	22.4%	0	0.0%	60,462	24.6%
Central Minnesota Noon Optimist Club Inc	St. Cloud	32368	421,949	328,365	93,584	62,601	66.9%	36,368	38.9%	26,865	28.7%	0	0.0%	9,503	10.2%
Central Minnesota Task Force For Battered	St. Cloud	1481	1,188,095	854,788	333,307	245,332	73.6%	77,805	23.3%	48,806	14.6%	0	0.0%	28,999	8.7%
Champlin Dayton Athletic Association	Champlin	31980	4,444,447	3,807,472	636,976	211,258	33.2%	425,161	66.7%	152,137	23.9%	0	0.0%	273,024	42.9%
Champlin Park Youth Hockey Assoc	Champlin	4865	1,729,689	1,442,178	287,511	144,683	50.3%	157,151	54.7%	72,000	25.0%	0	0.0%	85,150	29.6%
Chaska Lions Club	Chaska	1070	1,371,682	1,067,375	304,307	160,803	52.8%	140,857	46.3%	79,319	26.1%	0	0.0%	61,539	20.2%
Chatfield Athletic Club	Chatfield	3071	281,559	226,851	54,708	24,106	44.1%	32,680	59.7%	26,774	48.9%	100	0.2%	5,806	10.6%
Chatfield Firefighters Activities Assoc Inc	Chatfield	3377	908,316	745,163	163,154	80,499	49.3%	88,246	54.1%	61,335	37.6%	0	0.0%	26,911	16.5%
Chicagami	Eveleth	1483	1,040,237	854,002	186,235	83,620	44.9%	98,080	52.7%	57,959	31.1%	0	0.0%	40,122	21.5%
Chisago City Fire Relief Assoc	Chisago City	2391	2,372,975	1,999,010	373,965	197,111	52.7%	183,781	49.1%	49,104	13.1%	0	0.0%	134,677	36.0%
Chisago Lakes Area Recreation Assoc	Lindstrom	2577	243,806	197,086	46,720	40,517	86.7%	16,326	34.9%	14,355	30.7%	0	0.0%	1,971	4.2%
Chops Inc	Hopkins	31322	1,904,981	1,557,425	347,556	207,848	59.8%	168,737	48.5%	65,920	19.0%	0	0.0%	102,817	29.6%
Church of St. Thomas Aquinas International Falls	International Falls	1336	55,545	38,623	16,921	1,525	9.0%	17,395	102.8%	15,608	92.2%	0	0.0%	1,787	10.6%
C-I Quarterback Club	Ironton	2536	1,343,039	1,178,336	164,702	89,252	54.2%	87,200	52.9%	31,228	19.0%	0	0.0%	55,972	34.0%
Circle of Serbian Sisters of St. Vasilije Church	Chisholm	4438	115,776	95,854	21,118	7,628	36.1%	12,362	58.5%	10,000	47.4%	0	0.0%	2,362	11.2%
Clara City Lions Club	Clara City	35133	134,399	112,817	21,582	11,349	52.6%	10,322	47.8%	6,950	32.2%	0	0.0%	3,372	15.6%
Claremont Area Chamber of Commerce	Claremont	5159	552,591	440,256	112,335	62,652	55.8%	48,181	42.9%	33,560	29.9%	0	0.0%	14,621	13.0%
Clarissa Lions Club	Clarissa	2048	156,829	126,850	29,977	20,240	67.5%	9,603	32.0%	6,082	20.3%	0	0.0%	3,520	11.7%
Clarkfield Lions Club	Clarkfield	33272	154,865	124,037	30,828	18,053	58.6%	11,664	37.8%	7,366	23.9%	0	0.0%	4,298	13.9%
Clear Lake Lions Club	Clear Lake	1790	1,348,761	1,042,093	307,764	140,165	45.5%	160,478	52.1%	106,869	34.7%	0	0.0%	53,609	17.4%
Clearbrook Community Club	Clearbrook	778	417,584	348,754	68,831	37,305	54.2%	30,245	43.9%	22,869	33.2%	0	0.0%	7,377	10.7%
Clearwater Lions Club	Clearwater	2167	1,005,564	823,201	182,363	96,455	52.9%	92,494	50.7%	58,512	32.1%	0	0.0%	33,982	18.6%

# FY2011 Lawful (Charitable) Gambling Report to Legislature - Alpha by Organization

Organization Name	City	License #	Gross Receipts	Prizes	Net Receipts	ALLOWABLE EXPENSES		LAWFUL PURPOSE EXPENDITURES							
						TOTAL	%	TOTAL	%	Charitable	%	Other	%	Taxes / Fees	%
Clearwater Trail Blazers Snowmobile Club Inc	Gonvick	32290	417,044	319,220	97,824	42,305	43.2%	49,500	50.6%	37,014	37.8%	0	0.0%	12,486	12.8%
Clements Fire Dept Relief Assoc	Clements	31542	174,357	134,826	39,531	16,810	42.5%	26,238	66.4%	21,723	55.0%	0	0.0%	4,515	11.4%
Cleveland Firemen's Relief Association	Cleveland	2951	444,693	351,173	93,520	40,088	42.9%	57,556	61.5%	48,845	52.2%	0	0.0%	8,711	9.3%
Climax Community Club	Climax	1246	732,571	634,184	98,387	52,630	53.5%	45,147	45.9%	25,809	26.2%	0	0.0%	19,338	19.7%
Climb Inc	Inver Grove	2002	5,154,283	4,104,657	1,049,626	619,105	59.0%	432,705	41.2%	96,874	9.2%	0	0.0%	335,831	32.0%
Cloquet Amateur Hockey Assoc	Cloquet	1224	1,050,934	916,119	134,455	79,492	59.1%	46,943	34.9%	10,000	7.4%	0	0.0%	36,943	27.5%
Cloquet Amateur Hockey Womens Aux	Cloquet	4882	1,085,269	923,666	161,633	92,939	57.5%	60,040	37.1%	4,250	2.6%	9,000	5.6%	46,790	28.9%
Club Almar Sports Inc	St. Cloud	1557	227,148	177,899	49,249	13,254	26.9%	37,448	76.0%	31,900	64.8%	0	0.0%	5,548	11.3%
Cokato Firefighters Relief Assoc	Cokato	33641	72,047	52,657	19,389	9,178	47.3%	13,950	71.9%	11,838	61.1%	0	0.0%	2,112	10.9%
Cold Spring Fire Dept Relief Assoc	Cold Spring	5054	206,684	152,328	54,356	28,455	52.3%	26,539	48.8%	19,376	35.6%	0	0.0%	7,163	13.2%
Cold Spring Lions Club	Cold Spring	2364	452,704	361,100	91,604	46,008	50.2%	45,740	49.9%	31,199	34.1%	0	0.0%	14,541	15.9%
Cologne Firemans Relief Assoc	Cologne	709	307,619	253,930	53,689	38,265	71.3%	19,526	36.4%	14,426	26.9%	0	0.0%	5,099	9.5%
Columbia Heights Athletic Boosters Club	Columbia Heights	2072	884,289	659,402	224,887	142,545	63.4%	79,645	35.4%	53,986	24.0%	0	0.0%	25,659	11.4%
Community Charities of Minnesota	Mankato	2650	5,750,262	4,549,537	1,200,854	649,302	54.1%	510,644	42.5%	126,243	10.5%	0	0.0%	384,400	32.0%
Community Connection of Sauk Centre	Sauk Centre	34704	1,029,844	868,456	161,188	83,251	51.6%	65,905	40.9%	28,046	17.4%	0	0.0%	37,859	23.5%
Confidence Learning Center	East Gull Lake	691	8,007,043	6,401,346	1,605,608	864,247	53.8%	740,888	46.1%	221,620	13.8%	0	0.0%	519,270	32.3%
Cook Firemens Relief Association	Cook	3754	209,679	167,536	42,143	23,163	55.0%	24,164	57.3%	19,750	46.9%	0	0.0%	4,414	10.5%
Cook Timberwolves Snowmobile Club	Cook	5108	391,126	308,154	82,972	42,187	50.8%	52,169	62.9%	35,048	42.2%	7,569	9.1%	9,552	11.5%
Coon Lake Community & Senior Ctr	Wyoming	3403	132,372	98,154	34,216	23,450	68.5%	11,819	34.5%	6,180	18.1%	861	2.5%	4,778	14.0%
Coon Rapids Lions Club	Coon Rapids	13	1,740,641	1,422,611	318,030	233,349	73.4%	95,443	30.0%	15,693	4.9%	0	0.0%	79,749	25.1%
Coon Rapids Mat Bandits Wrestling Club	Coon Rapids	5645	4,886,985	3,950,777	936,209	455,345	48.6%	448,761	47.9%	159,080	17.0%	0	0.0%	289,681	30.9%
Coon Rapids National Little League	Anoka	4404	3,490,414	2,878,287	612,126	322,695	52.7%	301,222	49.2%	95,589	15.6%	0	0.0%	205,633	33.6%
Coon Rapids Youth Hockey Assoc	Coon Rapids	35285	2,105,529	1,674,093	431,436	276,429	64.1%	163,966	38.0%	76,971	17.8%	0	0.0%	86,995	20.2%
Cormorant Lakes Sportsman Club	Audubon	594	1,534,847	1,230,628	304,218	166,672	54.8%	145,443	47.8%	63,057	20.7%	13,163	4.3%	69,221	22.8%
Cosmos Lions Club	Cosmos	2401	96,139	82,219	13,920	8,742	62.8%	6,283	45.1%	3,800	27.3%	0	0.0%	2,483	17.8%
Cottage Grove Athletic Assoc	Cottage Grove	1612	1,045,677	855,348	190,290	141,679	74.5%	67,773	35.6%	23,232	12.2%	0	0.0%	38,331	20.1%
Cotter High School Winona	Winona	450	1,626,098	1,314,564	311,533	148,033	47.5%	163,838	52.6%	86,255	27.7%	0	0.0%	77,583	24.9%
Cottonwood Co Game & Fish Protective League	Windom	2553	253,039	203,595	49,443	24,795	50.1%	29,020	58.7%	21,967	44.4%	0	0.0%	7,053	14.3%
Courtland Lions Club	Courtland	1524	217,960	177,527	40,433	22,040	54.5%	15,700	38.8%	10,861	26.9%	0	0.0%	4,839	12.0%
Crooked Lake Fire Fighter's Relief Association	Outing	92334	148,475	112,004	36,473	20,850	57.2%	3,493	9.6%	-850	-2.3%	0	0.0%	4,343	11.9%
Crookston Firefighters Association	Crookston	34918	759,618	614,733	144,865	69,968	48.3%	88,776	61.3%	51,270	35.4%	0	0.0%	37,516	25.9%
Crosby Fire Relief Assoc	Crosby	2476	1,261,510	1,094,546	166,964	93,919	56.3%	65,625	39.3%	11,831	7.1%	0	0.0%	53,794	32.2%
Crosby Ironton Aitkin Amateur Hockey Assoc	Crosby	2206	1,795,167	1,504,049	291,117	169,792	58.3%	138,068	47.4%	47,655	16.4%	0	0.0%	90,414	31.1%
Crosslake Ideal Lions Club	Crosslake	1487	607,216	490,350	116,866	67,945	58.1%	50,675	43.4%	37,421	32.0%	0	0.0%	13,254	11.3%
Crow River Sno Pros	Hutchinson	4900	1,092,163	901,907	190,256	82,299	43.3%	172,737	90.8%	133,000	69.9%	0	0.0%	39,736	20.9%
Crow River Youth Hockey Assoc	Delano	2425	747,384	609,509	137,874	71,990	52.2%	64,907	47.1%	45,768	33.2%	0	0.0%	19,139	13.9%
Crucifixion Church La Crescent	La Crescent	768	386,580	308,845	77,735	35,656	45.9%	43,000	55.3%	35,897	46.2%	0	0.0%	7,103	9.1%
Crystal Lions Club	Crystal	1668	698,748	579,470	119,278	86,507	72.5%	36,465	30.6%	17,829	14.9%	0	0.0%	18,637	15.6%
Cura Center	St. Cloud	1618	1,197,925	869,712	328,213	245,714	74.9%	103,650	31.6%	74,988	22.8%	0	0.0%	28,662	8.7%

# FY2011 Lawful (Charitable) Gambling Report to Legislature - Alpha by Organization

Organization Name	City	License #	Gross Receipts	Prizes	Net Receipts	ALLOWABLE EXPENSES		LAWFUL PURPOSE EXPENDITURES							
						TOTAL	%	TOTAL	%	Charitable	%	Other	%	Taxes / Fees	%
Currie Town & Country Boosters	Currie	2568	469,630	377,528	92,101	49,445	53.7%	31,964	34.7%	22,668	24.6%	0	0.0%	9,295	10.1%
Cuyuna Firemen's Relief Assoc	Deerwood	2163	1,601,087	1,390,049	211,038	123,735	58.6%	97,209	46.1%	20,123	9.5%	0	0.0%	77,086	36.5%
Cyrus Fire Dept Relief Assoc	Cyrus	2171	154,280	123,733	30,547	19,896	65.1%	13,840	45.3%	10,199	33.4%	0	0.0%	3,641	11.9%
Czech & Slovak Sokol Minnesota	St. Paul	3902	852,933	686,084	166,851	118,570	71.1%	51,260	30.7%	23,588	14.1%	0	0.0%	27,772	16.6%
Danube Lions Club	Danube	5631	87,955	72,705	15,246	9,279	60.9%	8,088	53.0%	5,574	36.6%	0	0.0%	2,514	16.5%
Darfur Sportsmens Club	Darfur	34306	338,801	272,681	66,120	32,058	48.5%	37,739	57.1%	31,286	47.3%	0	0.0%	6,453	9.8%
Dassel Fire Relief Assoc	Dassel	33878	139,218	113,567	25,651	8,379	32.7%	9,621	37.5%	5,321	20.7%	0	0.0%	4,300	16.8%
DAV Minneapolis Chapter 1	Minneapolis	86	197,747	165,076	32,671	32,416	99.2%	11,417	34.9%	8,760	26.8%	0	0.0%	2,657	8.1%
Dawson Fire Department Relief Association	Dawson	33444	957,225	785,344	171,881	92,654	53.9%	67,416	39.2%	33,966	19.8%	0	0.0%	33,450	19.5%
Dayton Lions Club	Osseo	1875	815,848	672,964	142,853	92,266	64.6%	45,720	32.0%	22,648	15.9%	0	0.0%	23,072	16.2%
Dead Broke Saddle Club	Hugo	3800	2,815,018	2,274,592	540,426	294,724	54.5%	224,934	41.6%	70,741	13.1%	0	0.0%	154,193	28.5%
Deer Creek Lions Club	Deer Creek	2157	287,484	226,449	61,035	31,224	51.2%	15,738	25.8%	11,117	18.2%	0	0.0%	4,620	7.6%
Deerwood Fire Relief Assoc	Deerwood	3780	602,579	492,878	109,702	70,788	64.5%	39,996	36.5%	25,050	22.8%	0	0.0%	14,946	13.6%
Defeat of Jesse James Days Committee	Northfield	5596	278,016	228,654	49,363	35,276	71.5%	15,336	31.1%	10,000	20.3%	0	0.0%	5,336	10.8%
Dennison Lions Club	Dennison	2762	186,629	145,811	40,819	24,122	59.1%	13,298	32.6%	8,259	20.2%	0	0.0%	5,039	12.3%
Dent Firefighters Relief Assoc	Dent	2891	1,352,818	1,142,163	210,655	91,565	43.5%	118,756	56.4%	58,665	27.8%	0	0.0%	60,092	28.5%
Dent Lions Club	Dent	1980	523,916	432,767	91,149	54,124	59.4%	37,543	41.2%	27,587	30.3%	0	0.0%	9,955	10.9%
Detroit Lakes Shrine Club	Detroit Lakes	2477	991,905	827,485	164,422	97,885	59.5%	77,225	47.0%	43,133	26.2%	0	0.0%	34,091	20.7%
Dexter Firefighters Relief Assoc	Dexter	3143	469,775	383,990	85,785	39,601	46.2%	54,904	64.0%	45,300	52.8%	1,000	1.2%	8,604	10.0%
Dilworth Lions Club	Dilworth	1877	234,315	177,496	56,819	26,041	45.8%	29,010	51.1%	22,474	39.6%	0	0.0%	6,536	11.5%
District 284 Youth Hockey Assoc	Plymouth	27345	1,026,486	844,072	182,414	104,103	57.1%	77,845	42.7%	45,164	24.8%	0	0.0%	32,682	17.9%
Divine Mercy Church & School	Faribault	1632	788,274	633,866	154,408	61,987	40.1%	91,278	59.1%	71,840	46.5%	500	0.3%	18,938	12.3%
Douglas Area Trail Assoc	Alexandria	5642	760,855	603,759	157,096	91,909	58.5%	65,281	41.6%	42,811	27.3%	0	0.0%	22,470	14.3%
Dover Fire Relief Association	Dover	3056	2,014,403	1,599,518	414,885	239,112	57.6%	185,282	44.7%	81,110	19.5%	0	0.0%	104,172	25.1%
Dr. J. E. Le Clerc Council 2895 Knights of	Le Sueur	33450	1,083,979	914,549	169,430	85,873	50.7%	83,383	49.2%	43,787	25.8%	0	0.0%	39,595	23.4%
Drum and Bugle Corps St. Peter Govenaires	St. Peter	4870	701,305	554,485	146,820	90,518	61.7%	59,750	40.7%	33,900	23.1%	2,600	1.8%	23,250	15.8%
Duluth Curling Club	Duluth	5277	1,079,021	919,798	159,223	108,392	68.1%	54,956	34.5%	15,088	9.5%	0	0.0%	39,868	25.0%
Duluth Softball Players Association	Duluth	2794	2,040,300	1,680,404	359,896	250,639	69.6%	121,181	33.7%	8,248	2.3%	0	0.0%	112,933	31.4%
Dundas Baseball Assoc	Dundas	2112	266,115	213,957	52,157	33,180	63.6%	19,632	37.6%	13,981	26.8%	0	0.0%	5,651	10.8%
Eagan Hockey Assoc	Eagan	2145	2,870,139	2,433,994	436,145	225,787	51.8%	203,296	46.6%	46,000	10.5%	0	0.0%	157,296	36.1%
Eagan Lions Club	Eagan	2228	1,416,428	1,195,811	220,686	130,520	59.1%	96,511	43.7%	35,200	16.0%	0	0.0%	61,310	27.8%
Eagle Bend Fire Dept Relief Assoc	Eagle Bend	2356	170,417	133,274	37,241	26,378	70.8%	20,075	53.9%	17,040	45.8%	0	0.0%	3,035	8.1%
Eagle Bend Lions Club	Eagle Bend	5417	288,270	236,161	52,109	24,065	46.2%	15,909	30.5%	9,755	18.7%	0	0.0%	6,154	11.8%
Eagle Lake Fire Relief Assoc	Eagle Lake	2142	285,389	238,516	46,872	28,829	61.5%	18,008	38.4%	11,650	24.9%	0	0.0%	6,358	13.6%
Eagles Aerie 1243 Winona	Winona	242	1,748,892	1,403,957	344,935	168,402	48.8%	170,939	49.6%	40,984	11.9%	38,370	11.1%	91,584	26.6%
Eagles Aerie 1460 Faribault	Faribault	741	831,976	648,291	183,686	125,274	68.2%	59,793	32.6%	10,324	5.6%	28,312	15.4%	21,156	11.5%
Eagles Aerie 1791 Owatonna	Owatonna	333	998,434	771,298	227,220	66,971	29.4%	146,011	64.2%	200	0.1%	118,976	52.3%	26,835	11.8%
Eagles Aerie 2228 Zumbro Rochester	Rochester	674	714,220	553,654	160,566	73,445	45.7%	80,171	49.9%	19,402	12.1%	43,200	26.9%	17,569	10.9%
Eagles Aerie 2242 Northfield	Northfield	318	357,211	287,207	70,008	40,679	58.1%	26,661	38.1%	285	0.4%	18,619	26.6%	7,759	11.1%

# FY2011 Lawful (Charitable) Gambling Report to Legislature - Alpha by Organization

Organization Name	City	License #	Gross Receipts	Prizes	Net Receipts	ALLOWABLE EXPENSES		LAWFUL PURPOSE EXPENDITURES							
						TOTAL	%	TOTAL	%	Charitable	%	Other	%	Taxes / Fees	%
Eagles Aerie 2258 Albert Lea	Albert Lea	60	764,634	602,525	162,110	97,808	60.3%	57,060	35.2%	22,654	14.0%	17,201	10.6%	17,207	10.6%
Eagles Aerie 2334 Willmar	Willmar	245	997,393	817,320	180,072	84,963	47.2%	76,074	42.2%	19,963	11.1%	27,290	15.2%	28,821	16.0%
Eagles Aerie 2339 Fergus Falls	Fergus Falls	400	2,057,878	1,762,879	295,000	151,942	51.5%	163,298	55.4%	25,365	8.6%	31,642	10.7%	106,290	36.0%
Eagles Aerie 2342 Past Presidents Club Detroit	Detroit Lakes	4238	1,052,511	875,031	177,480	114,261	64.4%	63,051	35.5%	34,980	19.7%	0	0.0%	28,071	15.8%
Eagles Aerie 2368 Thief River Falls	Thief River Falls	92	837,462	680,004	157,457	89,052	56.6%	74,973	47.6%	26,634	16.9%	29,126	18.5%	19,213	12.2%
Eagles Aerie 2469 Rapids Grand Rapids	Grand Rapids	1038	1,480,692	1,183,426	297,266	158,663	53.4%	128,807	43.3%	37,100	12.5%	32,913	11.1%	58,795	19.8%
Eagles Aerie 2617 Hallock	Hallock	1223	161,258	118,499	42,757	21,521	50.3%	15,654	36.6%	10,500	24.6%	0	0.0%	5,155	12.1%
Eagles Aerie 269 Mankato	Mankato	420	2,130,150	1,691,933	438,167	244,777	55.9%	193,596	44.2%	22,606	5.2%	58,631	13.4%	112,358	25.6%
Eagles Aerie 287 Brainerd	Brainerd	627	676,033	553,011	123,022	80,659	65.6%	41,676	33.9%	19,787	16.1%	7,573	6.2%	14,316	11.6%
Eagles Aerie 3063 Runestone Alexandria	Alexandria	46	2,184,166	1,830,908	353,258	181,516	51.4%	179,324	50.8%	42,596	12.1%	33,553	9.5%	103,174	29.2%
Eagles Aerie 3208 Richfield Bloomington	Bloomington	757	985,698	805,023	180,678	111,085	61.5%	105,681	58.5%	46,568	25.8%	25,787	14.3%	33,327	18.4%
Eagles Aerie 3264 Elk River	Elk River	668	568,574	480,184	88,390	58,414	66.1%	42,669	48.3%	9,916	11.2%	19,518	22.1%	13,235	15.0%
Eagles Aerie 3282 Worthington	Worthington	395	164,505	122,753	41,754	15,017	36.0%	29,718	71.2%	7,823	18.7%	15,217	36.4%	6,678	16.0%
Eagles Aerie 3394 Fairmont	Fairmont	122	77,539	59,999	17,538	4,783	27.3%	12,718	72.5%	1,600	9.1%	9,092	51.8%	2,027	11.6%
Eagles Aerie 3403 Luverne	Luverne	258	159,052	120,888	38,162	17,338	45.4%	25,426	66.6%	6,234	16.3%	14,641	38.4%	4,551	11.9%
Eagles Aerie 3405 Marshall	Marshall	237	123,760	81,627	42,133	20,692	49.1%	26,402	62.7%	13,950	33.1%	7,861	18.7%	4,591	10.9%
Eagles Aerie 3420	St. James	323	578,190	471,202	106,988	68,772	64.3%	39,167	36.6%	6,817	6.4%	18,390	17.2%	13,960	13.0%
Eagles Aerie 3424 Litchfield	Litchfield	645	409,130	331,810	77,320	33,606	43.5%	31,635	40.9%	8,785	11.4%	11,930	15.4%	10,921	14.1%
Eagles Aerie 3486 Karlstad	Karlstad	1585	215,114	170,156	44,958	11,957	26.6%	32,560	72.4%	18,278	40.7%	5,273	11.7%	9,010	20.0%
Eagles Aerie 350 Dacotah East Grand Forks	East Grand Forks	543	1,568,565	1,296,235	272,330	127,690	46.9%	111,679	41.0%	17,740	6.5%	20,645	7.6%	73,294	26.9%
Eagles Aerie 3718 New Brighton	New Brighton	541	1,287,906	1,103,936	183,771	91,943	50.0%	90,491	49.2%	8,221	4.5%	29,908	16.3%	52,362	28.5%
Eagles Aerie 3882 Roseau	Roseau	119	119,265	98,238	21,027	16,992	80.8%	10,042	47.8%	1,372	6.5%	5,830	27.7%	2,840	13.5%
Eagles Aerie 3918 Tracy	Tracy	326	119,498	92,786	26,712	7,271	27.2%	11,861	44.4%	4,600	17.2%	4,600	17.2%	2,662	10.0%
Eagles Aerie 4031 Farmington	Farmington	1264	586,253	470,028	116,225	82,770	71.2%	21,649	18.6%	11,450	9.9%	0	0.0%	10,199	8.8%
Eagles Aerie 4120 Shakopee	Shakopee	1623	504,184	404,091	100,243	66,191	66.0%	41,299	41.2%	17,770	17.7%	12,125	12.1%	11,404	11.4%
Eagles Aerie 620 Morris	Morris	260	502,975	420,967	82,010	53,385	65.1%	44,552	54.3%	29,381	35.8%	3,851	4.7%	11,320	13.8%
Eagles Aerie 622 St. Cloud	St. Cloud	381	895,236	699,927	195,309	130,511	66.8%	67,681	34.7%	19,848	10.2%	24,780	12.7%	23,053	11.8%
Eagles Aerie 703 Lookout Austin	Austin	412	709,280	557,925	151,355	70,797	46.8%	87,188	57.6%	3,908	2.6%	65,184	43.1%	18,096	12.0%
Eagles Aerie 873 Crookston	Crookston	449	817,761	704,514	113,247	78,032	68.9%	48,351	42.7%	7,214	6.4%	18,469	16.3%	22,667	20.0%
Eagles Aerie 94 Stillwater	Stillwater	259	2,005,301	1,669,267	336,034	189,924	56.5%	146,328	43.5%	1,700	0.5%	39,456	11.7%	105,171	31.3%
East Grand Forks Blue Line Club	East Grand Forks	1656	257,957	184,604	73,353	27,933	38.1%	32,757	44.7%	25,465	34.7%	0	0.0%	7,293	9.9%
East Hubbard Co Fire Dist	Akeley	5312	336,076	284,807	51,269	31,033	60.5%	26,839	52.3%	20,081	39.2%	0	0.0%	6,759	13.2%
Eastern Morrison County 4 Wheeler Club	Pierz	5106	597,615	470,387	127,228	76,180	59.9%	48,621	38.2%	34,997	27.5%	0	0.0%	13,624	10.7%
Eastview Hockey Assoc	Apple Valley	36438	952,464	768,711	184,599	88,825	48.1%	87,141	47.2%	55,000	29.8%	0	0.0%	32,141	17.4%
Eden Valley Hawks Baseball Club	Eden Valley	2120	344,517	278,419	66,098	31,203	47.2%	27,296	41.3%	19,205	29.1%	0	0.0%	8,091	12.2%
Eden Valley Lions Club	Eden Valley	1530	1,166,357	940,674	225,683	113,658	50.4%	115,667	51.3%	76,283	33.8%	0	0.0%	39,384	17.5%
Edinburgh USA Pro Am Foundation	Brooklyn Park	36222	4,751,784	3,965,564	786,220	393,461	50.0%	331,738	42.2%	26,730	3.4%	0	0.0%	305,008	38.8%
Edison Community Sports Foundation	Minneapolis	1861	368,534	293,500	75,034	67,640	90.1%	14,951	19.9%	5,500	7.3%	0	0.0%	9,451	12.6%
Eitzen Fire & Rescue Association Inc	Eitzen	32660	88,314	67,070	21,244	7,227	34.0%	24,788	116.7%	15,000	70.6%	0	0.0%	9,788	46.1%

# FY2011 Lawful (Charitable) Gambling Report to Legislature - Alpha by Organization

Organization Name	City	License #	Gross Receipts	Prizes	Net Receipts	ALLOWABLE EXPENSES		LAWFUL PURPOSE EXPENDITURES							
						TOTAL	%	TOTAL	%	Charitable	%	Other	%	Taxes / Fees	%
Elbow Lake Firemens Relief Assoc	Elbow Lake	1968	1,120,327	933,615	186,712	72,326	38.7%	97,652	52.3%	45,200	24.2%	0	0.0%	52,452	28.1%
Elizabeth Fire Dept Relief Assoc	Elizabeth	1686	515,990	426,920	89,069	33,548	37.7%	48,572	54.5%	38,057	42.7%	0	0.0%	10,515	11.8%
Elk Lake Easy Riders	Zimmerman	4181	513,111	407,825	105,296	70,293	66.8%	34,063	32.3%	23,625	22.4%	0	0.0%	10,438	9.9%
Elk River Lions Club	Elk River	2257	4,033,959	3,441,942	592,047	286,861	48.5%	284,002	48.0%	42,168	7.1%	0	0.0%	241,834	40.8%
Elk River Youth Hockey Assoc	Elk River	1536	1,994,741	1,673,907	320,834	166,299	51.8%	147,284	45.9%	45,000	14.0%	0	0.0%	102,284	31.9%
Elko Baseball Club	Elko New Market	2943	418,755	346,300	72,458	55,713	76.9%	38,824	53.6%	27,426	37.9%	0	0.0%	11,396	15.7%
Elks Lodge 1003 Virginia	Virginia	1191	843,319	674,055	169,263	91,123	53.8%	75,790	44.8%	26,328	15.6%	26,518	15.7%	22,945	13.6%
Elks Lodge 1091 Rochester	Rochester	288	244,545	199,539	45,006	33,555	74.6%	15,852	35.2%	10,774	23.9%	0	0.0%	5,077	11.3%
Elks Lodge 1161 Eveleth	Eveleth	1637	117,719	90,489	27,230	8,345	30.6%	13,955	51.2%	5,249	19.3%	4,099	15.1%	4,607	16.9%
Elks Lodge 1166 Faribault	Faribault	872	147,343	117,204	30,139	24,908	82.6%	19,890	66.0%	17,863	59.3%	0	0.0%	2,027	6.7%
Elks Lodge 1308 Thief River Falls	Thief River Falls	358	231,539	172,590	58,949	17,347	29.4%	44,397	75.3%	23,540	39.9%	15,093	25.6%	5,763	9.8%
Elks Lodge 133 Duluth	Duluth	1001	104,715	88,699	16,334	9,945	60.9%	5,230	32.0%	2,338	14.3%	0	0.0%	2,892	17.7%
Elks Lodge 1395 Owatonna	Owatonna	1169	630,592	496,689	133,903	53,871	40.2%	65,797	49.1%	17,345	13.0%	33,298	24.9%	15,154	11.3%
Elks Lodge 1685 Alexandria	Alexandria	1110	1,490,717	1,255,350	235,366	131,212	55.7%	109,261	46.4%	24,461	10.4%	18,062	7.7%	66,738	28.4%
Elks Lodge 179 Stillwater	Stillwater	1058	581,693	469,493	112,200	72,311	64.4%	37,791	33.7%	20,275	18.1%	0	0.0%	17,515	15.6%
Elks Lodge 2221 Hopkins	Hopkins	365	314,091	262,417	51,674	35,337	68.4%	16,614	32.2%	8,074	15.6%	2,000	3.9%	6,540	12.7%
Elks Lodge 2287 Worthington	Worthington	192	58,019	44,308	13,711	6,874	50.1%	5,951	43.4%	1,272	9.3%	2,604	19.0%	2,075	15.1%
Elks Lodge 2386 Wadena	Wadena	802	849,192	731,317	117,835	58,608	49.7%	62,686	53.2%	27,709	23.5%	6,227	5.3%	28,749	24.4%
Elks Lodge 2427 Hutchinson	Hutchinson	196	309,256	231,824	77,433	41,029	53.0%	27,128	35.0%	5,479	7.1%	14,034	18.1%	7,610	9.8%
Elks Lodge 327 Winona	Goodview	546	326,535	252,018	74,516	33,227	44.6%	45,246	60.7%	20,482	27.5%	14,864	19.9%	9,901	13.3%
Elks Lodge 414 Austin	Austin	842	794,369	626,795	167,574	107,694	64.3%	59,420	35.5%	2,370	1.4%	26,911	16.1%	30,138	18.0%
Elks Lodge 44 Minneapolis	Brooklyn Park	244	1,187,600	1,015,240	172,360	98,395	57.1%	82,622	47.9%	34,988	20.3%	125	0.1%	47,509	27.6%
Elks Lodge 615 Brainerd	Brainerd	496	92,853	70,445	22,408	14,315	63.9%	9,484	42.3%	3,400	15.2%	3,086	13.8%	2,999	13.4%
Elks Lodge 845 Red Wing	Red Wing	979	323,147	276,130	47,017	23,676	50.4%	24,012	51.1%	12,201	26.0%	5,315	11.3%	6,495	13.8%
Elks Lodge 952 Willmar	Willmar	398	144,759	123,799	20,960	9,496	45.3%	12,791	61.0%	9,663	46.1%	0	0.0%	3,128	14.9%
Ellendale Fire Dept Relief Assoc	Ellendale	3761	242,150	195,178	46,972	22,953	48.9%	28,201	60.0%	23,199	49.4%	0	0.0%	5,002	10.6%
Elrosa Baseball Club	Elrosa	1955	264,578	209,812	54,766	22,491	41.1%	45,123	82.4%	29,654	54.1%	-890	-1.6%	6,359	11.6%
Elrosa Commercial Club	Elrosa	1904	71,518	54,517	16,997	11,347	66.8%	9,429	55.5%	7,849	46.2%	0	0.0%	1,580	9.3%
Ely Blue Line Club	Ely	1129	166,977	141,115	25,862	15,038	58.1%	11,750	45.4%	8,200	31.7%	0	0.0%	3,549	13.7%
Ely Igloo Snowmobile Club	Ely	4652	332,821	257,430	75,391	31,300	41.5%	39,137	51.9%	20,930	27.8%	6,912	9.2%	11,295	15.0%
Ely Winton Rod and Gun Club	Winton	4828	799,133	670,164	128,972	81,939	63.5%	56,609	43.9%	13,577	10.5%	18,861	14.6%	24,171	18.7%
Elysian Fire Dept Relief Assoc	Elysian	2222	163,243	125,731	37,512	26,840	71.6%	11,954	31.9%	8,376	22.3%	0	0.0%	3,578	9.5%
Emily Firemen's Relief Assoc	Emily	2215	305,422	231,482	73,940	41,795	56.5%	31,543	42.7%	26,878	36.4%	0	0.0%	4,666	6.3%
Essig Baseball Club	Sleepy Eye	1614	339,434	270,500	68,934	29,507	42.8%	41,340	60.0%	34,316	49.8%	0	0.0%	7,024	10.2%
Evansville Firemens Relief Assoc	Evansville	2399	518,592	439,522	79,070	44,365	56.1%	25,486	32.2%	13,546	17.1%	0	0.0%	11,940	15.1%
Fairfax Baseball Assoc	Fairfax	2240	154,780	126,907	27,873	14,291	51.3%	13,109	47.0%	9,832	35.3%	0	0.0%	3,294	11.8%
Fairmont Fire Department Relief Assoc	Fairmont	3050	706,101	581,967	124,134	66,967	53.9%	45,707	36.8%	28,641	23.1%	0	0.0%	17,066	13.7%
Fairmont Youth Hockey Assoc	Fairmont	1209	3,261,389	2,769,454	491,936	252,268	51.3%	236,903	48.2%	57,833	11.8%	0	0.0%	179,070	36.4%
Faribault Hockey Assoc	Faribault	3911	588,981	428,770	160,211	61,145	38.2%	102,317	63.9%	81,693	51.0%	0	0.0%	20,625	12.9%

# FY2011 Lawful (Charitable) Gambling Report to Legislature - Alpha by Organization

Organization Name	City	License #	Gross Receipts	Prizes	Net Receipts	ALLOWABLE EXPENSES		LAWFUL PURPOSE EXPENDITURES							
						TOTAL	%	TOTAL	%	Charitable	%	Other	%	Taxes / Fees	%
Faribault Wrestling Club	Faribault	7193	100,817	77,812	23,005	11,336	49.3%	13,976	60.8%	10,324	44.9%	0	0.0%	3,652	15.9%
Fergus Falls Hockey Assoc	Fergus Falls	2107	310,481	210,976	99,504	53,465	53.7%	42,069	42.3%	34,673	34.8%	0	0.0%	7,396	7.4%
Fertile Firemen's Relief Association	Fertile	1871	1,149,151	987,885	161,265	76,800	47.6%	82,329	51.1%	36,449	22.6%	0	0.0%	45,881	28.5%
Festival & Heritage Foundation St. Paul	St. Paul	4985	1,238,791	957,847	281,314	175,145	62.3%	96,626	34.3%	48,283	17.2%	0	0.0%	48,343	17.2%
Fifty Lakes Fire Relief Assoc	Fifty Lakes	1732	497,197	405,272	91,924	47,561	51.7%	38,313	41.7%	28,169	30.6%	0	0.0%	10,144	11.0%
Finlayson & Giese Lions Club	Finlayson	2158	690,697	595,592	95,106	40,132	42.2%	52,483	55.2%	34,917	36.7%	0	0.0%	17,565	18.5%
Floodwood Business & Community Partnership	Floodwood	35753	141,541	114,234	27,307	16,532	60.5%	11,999	43.9%	9,307	34.1%	0	0.0%	2,692	9.9%
Flyer Athletic Boosters	Little Falls	35880	282,020	222,534	59,486	34,339	57.7%	24,166	40.6%	20,460	34.4%	0	0.0%	3,705	6.2%
Forada Firemens Relief Association	Alexandria	1879	575,725	470,260	105,465	61,397	58.2%	48,413	45.9%	36,959	35.0%	0	0.0%	11,454	10.9%
Forest Lake Athletic Assoc	Forest Lake	4354	2,153,425	1,674,060	479,366	288,031	60.1%	199,880	41.7%	73,183	15.3%	0	0.0%	126,698	26.4%
Foreston Firemen's Relief Association	Foreston	754	338,119	275,159	62,960	36,207	57.5%	26,328	41.8%	18,750	29.8%	0	0.0%	7,578	12.0%
Fountain Firefighters Relief Assoc	Fountain	3105	737,769	601,068	136,875	66,152	48.3%	69,484	50.8%	53,144	38.8%	0	0.0%	16,340	11.9%
Fox Lake Conservation League	Sherburn	5344	1,826,105	1,538,294	287,811	132,238	45.9%	123,736	43.0%	32,045	11.1%	0	0.0%	91,691	31.9%
Foxtailers Snowmobile Club	St. Michael	4858	108,440	89,377	19,063	12,017	63.0%	11,810	62.0%	8,105	42.5%	1,125	5.9%	2,579	13.5%
Franklin Lions Club	Franklin	2804	85,245	69,754	15,491	11,029	71.2%	23,540	152.0%	21,350	137.8%	0	0.0%	2,190	14.1%
Fraternal Order of Police Minn Lodge 1	Inver Grove	5453	655,028	529,573	125,455	86,891	69.3%	46,223	36.8%	29,604	23.6%	0	0.0%	16,619	13.2%
Frazeo Lions Club	Frazeo	1763	814,356	670,818	143,537	92,049	64.1%	50,808	35.4%	29,222	20.4%	0	0.0%	21,586	15.0%
Freeport Lions Club	Freeport	1465	913,992	764,298	149,694	72,219	48.2%	75,005	50.1%	47,940	32.0%	0	0.0%	27,065	18.1%
Fridley Lions Club	Fridley	306	4,558,805	3,774,016	784,789	393,753	50.2%	388,508	49.5%	105,071	13.4%	0	0.0%	283,438	36.1%
Friends of the Belle Plaine Library	Belle Plaine	3520	523,146	447,116	76,028	55,502	73.0%	24,813	32.6%	14,500	19.1%	0	0.0%	10,313	13.6%
Frontenac Sportsman Club	Frontenac	3000	239,342	184,729	54,613	27,950	51.2%	30,593	56.0%	23,413	42.9%	2,100	3.8%	5,080	9.3%
Garfield Fire Department Relief Assoc	Garfield	2757	1,287,587	1,083,534	204,053	89,329	43.8%	110,116	54.0%	56,618	27.7%	0	0.0%	53,499	26.2%
Garrison Commercial Club	Garrison	2666	685,800	550,690	135,108	72,304	53.5%	64,868	48.0%	28,121	20.8%	15,684	11.6%	21,059	15.6%
Garrison Vol Fire Dept Relief Assoc	Garrison	1962	314,924	254,398	60,526	28,251	46.7%	24,332	40.2%	15,000	24.8%	0	0.0%	9,332	15.4%
Gaylord Fire Dept Relief Assoc	Gaylord	2541	532,566	444,802	87,762	41,945	47.8%	38,094	43.4%	27,989	31.9%	0	0.0%	10,105	11.5%
Gaylord Game Protective League	Gaylord	32323	549,254	451,225	98,028	52,524	53.6%	57,248	58.4%	45,501	46.4%	0	0.0%	11,747	12.0%
Gibbon Lions Club	Gibbon	5807	255,917	206,559	49,358	28,725	58.2%	19,759	40.0%	14,214	28.8%	0	0.0%	5,545	11.2%
Gilbert Fire Department Relief Association	Gilbert	5549	184,472	160,590	23,882	18,455	77.3%	7,563	31.7%	3,150	13.2%	0	0.0%	4,413	18.5%
Glen Avon Hockey Club	Duluth	2883	483,276	379,725	103,551	82,784	79.9%	18,087	17.5%	5,729	5.5%	0	0.0%	12,358	11.9%
Glencoe Lions Club	Glencoe	2235	157,295	127,318	29,975	36,002	120.1%	10,482	35.0%	8,808	29.4%	0	0.0%	1,674	5.6%
Glenwood Fire Dept Relief Assoc	Glenwood	1480	1,063,469	866,844	196,625	120,042	61.1%	64,617	32.9%	24,349	12.4%	0	0.0%	40,269	20.5%
Gnesen Volunteer Fire Department Relief Assoc	Duluth	662	772,668	636,979	135,689	73,564	54.2%	65,498	48.3%	45,783	33.7%	0	0.0%	19,714	14.5%
Gonvick 75th Diamond Jubilee	Gonvick	1302	261,711	203,548	58,164	31,556	54.3%	21,342	36.7%	14,035	24.1%	0	0.0%	7,308	12.6%
Gonvick Lions Club	Gonvick	2125	128,146	105,712	22,434	17,497	78.0%	11,163	49.8%	8,200	36.6%	0	0.0%	2,963	13.2%
Good Thunder Fire Dept Relief Assoc	Good Thunder	2149	424,084	354,385	69,697	35,042	50.3%	34,003	48.8%	24,722	35.5%	0	0.0%	9,281	13.3%
Goodhue Lions Club	Goodhue	25001	561,822	449,929	111,893	38,131	34.1%	73,845	66.0%	60,877	54.4%	0	0.0%	12,968	11.6%
Goodridge Area Development	Goodridge	173	201,586	169,416	32,368	24,323	75.1%	15,933	49.2%	12,102	37.4%	0	0.0%	3,831	11.8%
Goodview Activity Group	Winona	1002	2,530,411	2,109,641	420,770	206,700	49.1%	203,489	48.4%	66,461	15.8%	0	0.0%	137,029	32.6%
Goodview Winona Area Hockey Association	Winona	2090	1,346,559	1,100,858	245,701	115,532	47.0%	108,364	44.1%	52,052	21.2%	0	0.0%	56,313	22.9%



# FY2011 Lawful (Charitable) Gambling Report to Legislature - Alpha by Organization

Organization Name	City	License #	Gross Receipts	Prizes	Net Receipts	ALLOWABLE EXPENSES		LAWFUL PURPOSE EXPENDITURES							
						TOTAL	%	TOTAL	%	Charitable	%	Other	%	Taxes / Fees	%
Grand Rapids Amateur Hockey Assoc	Grand Rapids	2682	924,569	658,440	266,129	147,004	55.2%	107,229	40.3%	77,668	29.2%	0	0.0%	29,561	11.1%
Grandy Lions Club	Grandy	2829	630,827	501,988	128,839	72,325	56.1%	50,320	39.1%	37,397	29.0%	0	0.0%	12,923	10.0%
Green Isle Firemens Relief Assoc	Green Isle	2584	93,900	73,022	20,829	17,515	84.1%	6,309	30.3%	4,077	19.6%	0	0.0%	2,232	10.7%
Greenwald Community Recreation Club	Greenwald	888	247,270	208,126	39,144	19,677	50.3%	24,041	61.4%	18,895	48.3%	0	0.0%	5,147	13.1%
Greenway Lions Club	Bovey	1504	514,830	415,293	99,537	61,512	61.8%	37,535	37.7%	22,657	22.8%	0	0.0%	14,879	14.9%
Grey Eagle-Burtrum Lions Club	Grey Eagle	1292	778,726	616,424	162,302	71,271	43.9%	97,863	60.3%	76,614	47.2%	0	0.0%	21,249	13.1%
Grygla Gatzke Jaycees	Grygla	953	136,805	117,159	19,646	18,449	93.9%	5,294	26.9%	2,138	10.9%	0	0.0%	3,156	16.1%
Grygla Lions Club	Grygla	782	141,523	119,665	21,858	15,709	71.9%	7,400	33.9%	5,140	23.5%	0	0.0%	2,260	10.3%
Hackensack Lions Club	Hackensack	1740	463,073	408,065	55,009	35,454	64.5%	24,558	44.6%	15,950	29.0%	0	0.0%	9,058	16.5%
Hackensack Vol Fire Department	Hackensack	2654	319,144	275,126	44,018	29,539	67.1%	17,977	40.8%	12,000	27.3%	0	0.0%	5,977	13.6%
Hadley Lions Club	Hadley	2492	84,165	66,630	17,335	8,632	49.8%	6,142	35.4%	4,069	23.5%	0	0.0%	2,073	12.0%
Halstad Firemens Benefit Assoc	Halstad	2609	161,941	138,390	23,551	15,326	65.1%	8,943	38.0%	4,500	19.1%	0	0.0%	4,444	18.9%
Ham Lake Chamber of Commerce	Ham Lake	2948	1,900,836	1,526,093	374,563	268,323	71.6%	103,098	27.5%	10,400	2.8%	0	0.0%	92,698	24.7%
Ham Lake Lions Club	Cedar	2618	313,753	261,663	52,090	37,273	71.6%	12,768	24.5%	5,577	10.7%	0	0.0%	7,191	13.8%
Hamburg Fire Dept Relief Assoc	Hamburg	2329	128,887	96,340	32,547	17,684	54.3%	14,619	44.9%	11,626	35.7%	0	0.0%	2,994	9.2%
Hamel Lions Club	Hamel	3851	803,331	641,930	161,401	112,445	69.7%	51,298	31.8%	29,199	18.1%	0	0.0%	22,099	13.7%
Hamel Vol Fire Relief Assoc	Hamel	1926	557,300	468,616	88,684	59,882	67.5%	27,758	31.3%	15,600	17.6%	0	0.0%	12,158	13.7%
Hancock Firemen's Relief Assoc	Hancock	5472	261,086	208,063	53,023	26,621	50.2%	18,126	34.2%	11,473	21.6%	0	0.0%	6,653	12.5%
Hanley Falls Firemens Relief Association	Hanley Falls	2791	128,152	104,163	23,988	14,661	61.1%	7,020	29.3%	3,962	16.5%	0	0.0%	3,058	12.7%
Hanover Athletic Assoc	Hanover	2415	6,067,338	5,150,515	916,823	400,572	43.7%	499,406	54.5%	130,044	14.2%	-3,535	-0.4%	372,897	40.7%
Hanover Lions Club	Hanover	591	830,416	722,046	108,370	71,281	65.8%	43,635	40.3%	20,500	18.9%	0	0.0%	23,135	21.3%
Hanska Baseball Assoc	Hanska	2461	305,055	237,921	67,135	31,865	47.5%	37,697	56.2%	31,334	46.7%	0	0.0%	6,363	9.5%
Harding Lastrup Snodusters Snowmobile Club	Hillman	2716	261,506	217,615	43,892	26,397	60.1%	14,193	32.3%	7,350	16.7%	0	0.0%	6,843	15.6%
Harding Sportsmen's Club	Pierz	2269	122,013	97,472	24,541	16,112	65.7%	10,551	43.0%	6,780	27.6%	0	0.0%	3,771	15.4%
Harmony Fire Relief Association	Harmony	4184	235,904	188,650	47,254	31,421	66.5%	17,976	38.0%	12,973	27.5%	0	0.0%	5,004	10.6%
Hartland Firemens Relief Assoc	Hartland	35378	233,193	192,807	40,384	18,000	44.6%	18,558	46.0%	11,150	27.6%	0	0.0%	7,408	18.3%
Hawley Firemens Relief Assoc	Hawley	2860	883,868	737,619	146,246	87,097	59.6%	70,390	48.1%	43,848	30.0%	0	0.0%	26,542	18.1%
Hayfield Commercial Club	Hayfield	2310	346,628	298,037	48,325	30,899	63.9%	15,594	32.3%	8,450	17.5%	0	0.0%	7,144	14.8%
Hayfield Fire Relief Assoc	Hayfield	2807	147,371	116,916	30,455	14,768	48.5%	13,189	43.3%	9,535	31.3%	0	0.0%	3,654	12.0%
Hayward Fire Department Relief Association	Albert Lea	2869	156,684	119,236	37,447	23,607	63.0%	27,734	74.1%	24,378	65.1%	0	0.0%	3,354	9.0%
Heartland Animal Rescue Team	Brainerd	4797	1,073,650	870,134	203,516	130,295	64.0%	83,535	41.0%	45,272	22.2%	0	0.0%	38,263	18.8%
Heather Curling Club	Mapleton	4760	149,899	122,654	27,245	16,290	59.8%	9,399	34.5%	6,293	23.1%	0	0.0%	3,109	11.4%
Hector Volunteer Fire Dept	Hector	3169	281,899	217,127	64,772	31,858	49.2%	25,555	39.5%	19,676	30.4%	0	0.0%	5,879	9.1%
Henderson Fire Dept Relief Assoc	Henderson	2409	460,254	389,909	70,346	27,315	38.8%	36,496	51.9%	27,702	39.4%	0	0.0%	8,794	12.5%
Henderson Lions Club	Henderson	2647	45,272	35,893	9,378	5,789	61.7%	5,608	59.8%	4,700	50.1%	78	0.8%	830	8.9%
Heritage Community Center	Thief River Falls	175	30,143	23,019	7,127	937	13.1%	6,686	93.8%	5,800	81.4%	0	0.0%	886	12.4%
Herman Development Corp	Herman	2977	277,298	231,485	45,813	24,545	53.6%	17,565	38.3%	11,805	25.8%	0	0.0%	5,760	12.6%
Hermantown Amateur Hockey Assoc	Hermantown	2165	1,419,519	1,172,355	247,164	136,376	55.2%	131,944	53.4%	67,725	27.4%	0	0.0%	64,220	26.0%
Hermantown Youth Soccer Assoc	Duluth	3182	859,436	709,492	149,944	100,982	67.3%	55,400	36.9%	25,722	17.2%	0	0.0%	29,678	19.8%

# FY2011 Lawful (Charitable) Gambling Report to Legislature - Alpha by Organization

Organization Name	City	License #	Gross Receipts	Prizes	Net Receipts	ALLOWABLE EXPENSES		LAWFUL PURPOSE EXPENDITURES							
						TOTAL	%	TOTAL	%	Charitable	%	Other	%	Taxes / Fees	%
Hiawatha Sno-Seekers	Dover	4463	1,952,075	1,520,739	431,338	235,899	54.7%	311,247	72.2%	207,078	48.0%	4,322	1.0%	99,847	23.1%
Hibbing Chisholm Youth Hockey Association	Hibbing	1521	210,408	160,327	50,081	30,963	61.8%	16,526	33.0%	13,236	26.4%	0	0.0%	3,290	6.6%
Highland Business Assoc	St. Paul	62220	120,500	93,493	27,007	22,423	83.0%	4,681	17.3%	1,024	3.8%	0	0.0%	3,657	13.5%
Hill City Firemens Relief Assoc	Hill City	1157	804,096	709,382	94,716	44,225	46.7%	45,181	47.7%	22,813	24.1%	0	0.0%	22,368	23.6%
Hill City Lions Club	Hill City	4089	593,382	504,814	88,569	33,148	37.4%	43,519	49.1%	29,066	32.8%	0	0.0%	14,453	16.3%
Hill Murray Father Club	Maplewood	4098	874,616	691,293	183,323	111,954	61.1%	78,291	42.7%	54,782	29.9%	0	0.0%	23,509	12.8%
Hill Murray Mothers Club	Maplewood	4435	1,677,550	1,397,947	279,603	155,427	55.6%	122,913	44.0%	38,887	13.9%	0	0.0%	84,026	30.1%
Hinckley Lions Club	Hinckley	1803	601,365	462,580	138,787	96,990	69.9%	41,936	30.2%	28,048	20.2%	0	0.0%	13,888	10.0%
Hinckley Pine City Flames Snowmobile Club Inc	Pine City	4385	757,491	592,194	165,298	101,309	61.3%	66,115	40.0%	47,850	28.9%	0	0.0%	18,265	11.0%
Hitterdal Lions Club	Hitterdal	2015	445,718	388,280	57,438	30,480	53.1%	34,463	60.0%	25,729	44.8%	0	0.0%	8,733	15.2%
Hockey Woodbury Area Club	Woodbury	3029	1,358,614	1,068,059	290,555	115,253	39.7%	152,125	52.4%	94,017	32.4%	0	0.0%	58,109	20.0%
Hoffman Lions Club	Hoffman	1636	355,733	301,542	54,191	22,988	42.4%	31,020	57.2%	23,900	44.1%	0	0.0%	7,120	13.1%
Hoffman Senior Citizen's Club	Hoffman	33884	48,076	36,949	11,128	6,706	60.3%	4,693	42.2%	3,100	27.9%	0	0.0%	1,593	14.3%
Holdingsford Fire Dept Relief Assoc	Holdingsford	2667	203,310	168,832	34,478	14,738	42.7%	18,617	54.0%	13,556	39.3%	0	0.0%	5,061	14.7%
Holdingsford Sno Flyers	Holdingsford	3012	405,843	338,630	67,213	39,781	59.2%	37,167	55.3%	25,254	37.6%	2,590	3.9%	9,323	13.9%
Holloway Rod and Gun Club	Holloway	897	260,812	216,436	44,376	24,490	55.2%	17,105	38.5%	11,407	25.7%	0	0.0%	5,698	12.8%
Holy Family Church Hillman	Hillman	210	14,168	6,082	8,085	558	6.9%	8,384	103.7%	7,450	92.1%	0	0.0%	934	11.6%
Holy Trinity Winsted	Winsted	1288	560,723	423,821	136,902	36,804	26.9%	95,039	69.4%	77,355	56.5%	0	0.0%	17,684	12.9%
Hopkins Area Jaycees	Hopkins	2298	4,765,666	4,103,145	662,521	411,129	62.1%	261,728	39.5%	9,423	1.4%	0	0.0%	252,305	38.1%
Hopkins Raspberry Assoc	Hopkins	2297	241,918	197,876	44,042	24,149	54.8%	11,595	26.3%	8,000	18.2%	0	0.0%	3,596	8.2%
Hopkins Youth Hockey Association	Hopkins	4157	2,974,920	2,453,512	521,408	259,893	49.8%	262,131	50.3%	91,300	17.5%	0	0.0%	170,831	32.8%
Houston Money Creek Snowriders Snowmobile	Houston	92320	228,495	185,847	42,648	15,726	36.9%	6,527	15.3%	1,044	2.4%	0	0.0%	5,483	12.9%
Hoyt Lakes Chamber of Commerce	Hoyt Lakes	4943	533,735	464,492	69,243	48,371	69.9%	23,029	33.3%	11,325	16.4%	0	0.0%	11,704	16.9%
Hrvatski Dom Assoc	South St. Paul	146	804,500	664,369	140,131	106,334	75.9%	43,390	31.0%	20,855	14.9%	0	0.0%	22,536	16.1%
Humane Society of Freeborn County	Albert Lea	4538	199,857	165,050	34,807	21,023	60.4%	4,719	13.6%	0	0.0%	0	0.0%	4,719	13.6%
Huskers Athletic Boosters Club	Holdingsford	3961	429,898	343,273	86,625	44,327	51.2%	45,014	52.0%	34,898	40.3%	0	0.0%	10,116	11.7%
Ideal Community Service Organization	Pequot Lakes	1152	391,604	304,885	86,719	44,136	50.9%	54,487	62.8%	45,444	52.4%	0	0.0%	9,043	10.4%
Incarnation Church Minneapolis	Minneapolis	639	2,737,796	2,199,793	538,003	360,413	67.0%	174,914	32.5%	35,144	6.5%	0	0.0%	139,772	26.0%
International Falls Recreation Hockey Assoc	International Falls	5298	245,803	198,021	47,780	32,495	68.0%	14,674	30.7%	9,000	18.8%	0	0.0%	5,674	11.9%
International Voyageurs Snowmobile Club	International Falls	5012	499,400	415,823	83,577	57,598	68.9%	29,021	34.7%	0	0.0%	18,961	22.7%	10,060	12.0%
Inver Grove Heights Hockey Association	Inver Grove	704	1,257,799	1,054,162	203,637	133,783	65.7%	91,890	45.1%	42,221	20.7%	0	0.0%	49,670	24.4%
Inver Grove Heights Soccer Assoc	Inver Grove	30084	312,324	251,263	61,073	34,331	56.2%	29,206	47.8%	23,000	37.7%	0	0.0%	6,206	10.2%
Irving Community Association	Duluth	2305	5,928,722	4,840,098	1,088,624	582,586	53.5%	469,075	43.1%	61,048	5.6%	0	0.0%	408,029	37.5%
Isabella Community Council	Isabella	2612	212,524	171,835	40,687	30,092	74.0%	15,892	39.1%	10,543	25.9%	0	0.0%	5,349	13.1%
Isanti County Sportsmens Club	Cambridge	2581	998,224	819,480	178,744	117,819	65.9%	54,891	30.7%	24,004	13.4%	0	0.0%	30,887	17.3%
Isanti Lions Club	Isanti	819	436,567	341,975	94,592	65,906	69.7%	30,480	32.2%	24,033	25.4%	0	0.0%	6,446	6.8%
Isle Lions Club	Isle	1844	557,264	467,495	89,900	60,835	67.7%	29,845	33.2%	17,689	19.7%	0	0.0%	12,156	13.5%
Italian American Club Foundation	Minneapolis	511	4,149,867	3,343,135	806,732	424,511	52.6%	375,140	46.5%	129,086	16.0%	0	0.0%	246,054	30.5%
Itasca Drift Skippers Snowmobile Club	Grand Rapids	5107	200,259	163,102	37,157	25,240	67.9%	12,835	34.5%	9,744	26.2%	0	0.0%	3,091	8.3%

# FY2011 Lawful (Charitable) Gambling Report to Legislature - Alpha by Organization

Organization Name	City	License #	Gross Receipts	Prizes	Net Receipts	ALLOWABLE EXPENSES		LAWFUL PURPOSE EXPENDITURES							
						TOTAL	%	TOTAL	%	Charitable	%	Other	%	Taxes / Fees	%
Izaak Walton League Chapter 79	New Ulm	2352	110,439	85,930	24,509	9,188	37.5%	12,767	52.1%	10,033	40.9%	0	0.0%	2,734	11.2%
Janesville Area Golf Association Inc	Janesville	4477	159,963	124,825	35,137	21,978	62.6%	10,491	29.9%	6,000	17.1%	0	0.0%	4,491	12.8%
Janesville Rotary Club	Janesville	3859	39,217	31,600	7,615	4,760	62.5%	4,135	54.3%	2,890	38.0%	0	0.0%	1,245	16.3%
Jasper Lions Club	Jasper	1717	47,052	36,347	10,706	6,259	58.5%	5,817	54.3%	4,196	39.2%	0	0.0%	1,192	11.1%
Johnson Area Hockey Association	St. Paul	756	654,798	517,285	137,563	88,961	64.7%	35,835	26.0%	16,456	12.0%	0	0.0%	19,379	14.1%
Jordan Fire Department Relief Assoc	Jordan	2662	831,943	683,079	148,864	84,860	57.0%	63,414	42.6%	39,173	26.3%	0	0.0%	24,241	16.3%
Kasota Fire Dept Relief Assoc	Kasota	2880	128,535	106,195	22,340	15,168	67.9%	7,114	31.8%	2,917	13.1%	0	0.0%	4,197	18.8%
Kay Sea Club	Austin	787	544,531	438,412	106,119	55,328	52.1%	35,690	33.6%	25,520	24.0%	0	0.0%	10,170	9.6%
Keewatin Firemens Relief Assoc	Keewatin	2506	1,577,143	1,337,911	239,232	112,402	47.0%	124,428	52.0%	52,186	21.8%	0	0.0%	72,243	30.2%
Kellogg Fire Department Relief Assoc	Kellogg	3983	499,298	409,520	89,778	47,345	52.7%	42,895	47.8%	33,372	37.2%	0	0.0%	9,523	10.6%
Kensington Volunteer Firemens Relief Assoc	Kensington	2557	310,498	241,256	69,242	28,988	41.9%	34,607	50.0%	28,162	40.7%	0	0.0%	6,445	9.3%
Kenyon Snowdrifters	Kenyon	33481	366,632	292,995	73,637	45,853	62.3%	23,808	32.3%	16,640	22.6%	0	0.0%	7,169	9.7%
Kiester Firemans Relief Assoc	Kiester	5648	131,823	104,639	27,183	13,409	49.3%	8,414	31.0%	5,346	19.7%	0	0.0%	3,068	11.3%
Kimball Firemens Relief Assoc	Kimball	5835	619,455	512,130	107,326	53,827	50.2%	54,431	50.7%	41,180	38.4%	0	0.0%	13,251	12.3%
Kingsland Athletic Booster Club	Spring Valley	4222	943,204	751,843	191,365	121,495	63.5%	68,073	35.6%	38,177	19.9%	0	0.0%	29,896	15.6%
Kinney Fire Relief Assoc	Kinney	3103	299,885	253,169	46,716	25,849	55.3%	20,788	44.5%	14,500	31.0%	0	0.0%	6,288	13.5%
Knights Fraternal Corporation of Bloomington	Bloomington	85	966,510	779,046	187,466	126,705	67.6%	64,845	34.6%	5,938	3.2%	39,665	21.2%	19,241	10.3%
Knights of Columbus Council 1551 Montvideo	Montevideo	2514	273,117	224,411	48,705	29,998	61.6%	16,737	34.4%	10,580	21.7%	0	0.0%	6,157	12.6%
Knights of Columbus Council 1575 Fairmont	Fairmont	683	131,929	79,519	52,410	4,431	8.5%	53,525	102.1%	36,188	69.0%	12,131	23.1%	5,206	9.9%
Knights of Columbus Council 1632 Stillwater	Stillwater	4684	157,563	129,460	28,103	17,828	63.4%	9,511	33.8%	6,540	23.3%	0	0.0%	2,972	10.6%
Knights of Columbus Council 2023 New Prague	New Prague	1187	65,881	47,091	18,790	5,218	27.8%	13,686	72.8%	4,315	23.0%	6,996	37.2%	2,375	12.6%
Knights of Columbus Council 4174 Albertville	Albertville	2923	1,995,471	1,662,888	332,583	149,514	45.0%	148,534	44.7%	51,365	15.4%	0	0.0%	97,169	29.2%
Knights of Columbus Council 4653 Delano	Delano	2266	1,088,711	881,139	207,573	128,828	62.1%	73,840	35.6%	39,568	19.1%	0	0.0%	34,273	16.5%
Knights of Columbus Council 4718 Alexandria	Alexandria	1362	129,284	84,425	44,859	23,295	51.9%	29,221	65.1%	18,531	41.3%	6,148	13.7%	4,542	10.1%
Knights of Columbus Council 6731 Granite Falls	Granite Falls	3434	247,611	203,887	43,728	24,266	55.5%	15,729	36.0%	10,411	23.8%	0	0.0%	5,318	12.2%
Knights of Columbus Council 8367 Lakeville	Lakeville	3744	480,817	408,300	72,517	45,521	62.8%	29,976	41.3%	21,224	29.3%	0	0.0%	8,752	12.1%
Knights of Columbus Council 889 Faribault	Faribault	1142	252,873	188,775	64,099	20,159	31.4%	45,805	71.5%	12,524	19.5%	24,767	38.6%	8,515	13.3%
Knights of Columbus Council 9140 Big Lake	Big Lake	4555	1,629,951	1,354,825	275,126	171,795	62.4%	100,017	36.4%	23,250	8.5%	0	0.0%	76,767	27.9%
Knights of Columbus Council 945 Owatonna	Owatonna	1090	652,270	516,674	135,598	103,538	76.4%	42,655	31.5%	10,560	7.8%	14,367	10.6%	17,730	13.1%
La Salle Volunteer Firefighters Relief Assoc	La Salle	3759	356,265	311,074	45,191	23,829	52.7%	15,584	34.5%	8,228	18.2%	0	0.0%	7,356	16.3%
Lac Qui Parle Lake Association	Montevideo	2914	869,918	699,214	170,704	110,907	65.0%	49,477	29.0%	22,575	13.2%	0	0.0%	26,902	15.8%
Lafayette & Area Lions Club	Lafayette	2549	327,546	265,803	61,744	32,348	52.4%	32,300	52.3%	19,922	32.3%	1,500	2.4%	10,878	17.6%
Lake City Chamber Of Commerce	Lake City	1182	65,086	50,140	14,945	8,546	57.2%	7,002	46.9%	5,407	36.2%	0	0.0%	1,595	10.7%
Lake City Lions Club	Lake City	1127	170,303	143,648	26,655	13,750	51.6%	15,795	59.3%	12,400	46.5%	0	0.0%	3,394	12.7%
Lake Crystal Fire Dept Relief Assoc	Lake Crystal	2606	614,384	513,207	101,177	43,923	43.4%	53,369	52.7%	39,540	39.1%	0	0.0%	13,830	13.7%
Lake Elmo Jaycees	Lake Elmo	2225	1,480,830	1,243,151	237,679	103,828	43.7%	125,920	53.0%	59,255	24.9%	0	0.0%	66,665	28.0%
Lake Henry Lions Club	Belgrade	4918	326,993	269,694	57,299	24,898	43.5%	31,300	54.6%	24,652	43.0%	0	0.0%	6,648	11.6%
Lake Lillian Civic & Commerce Assoc	Lake Lillian	2920	146,011	114,995	31,016	14,078	45.4%	17,889	57.7%	14,300	46.1%	0	0.0%	3,589	11.6%
Lake of the Woods Drifters Snowmobile Club	Baudette	31160	459,426	382,698	76,728	58,999	76.9%	24,423	31.8%	17,531	22.8%	0	0.0%	6,892	9.0%

# FY2011 Lawful (Charitable) Gambling Report to Legislature - Alpha by Organization

Organization Name	City	License #	Gross Receipts	Prizes	Net Receipts	ALLOWABLE EXPENSES		LAWFUL PURPOSE EXPENDITURES							
						TOTAL	%	TOTAL	%	Charitable	%	Other	%	Taxes / Fees	%
Lake Park Fire Relief Association	Lake Park	702	499,018	420,647	78,371	56,387	71.9%	15,730	20.1%	6,425	8.2%	0	0.0%	9,305	11.9%
Lake Region Hockey Association	New Brighton	1837	3,992,984	3,304,241	688,743	431,176	62.6%	264,694	38.4%	22,433	3.3%	0	0.0%	242,261	35.2%
Lake Sullivan Assoc	Hillman	3118	540,854	426,981	113,873	78,962	69.3%	33,848	29.7%	20,250	17.8%	0	0.0%	13,598	11.9%
Lake Superior Steelhead Assoc	Duluth	1859	1,569,563	1,309,539	260,022	155,705	59.9%	94,722	36.4%	14,266	5.5%	0	0.0%	80,456	30.9%
Lake Washington Improvement Association	Mankato	3528	1,056,915	851,642	205,273	88,977	43.3%	115,356	56.2%	72,792	35.5%	0	0.0%	42,565	20.7%
Lakes Area Senior Activity Center	Brainerd	1066	35,905	26,255	9,650	3,367	34.9%	7,620	79.0%	6,044	62.6%	0	0.0%	1,576	16.3%
Lakeview Booster Club Inc	Cottonwood	35466	57,988	45,674	12,315	5,278	42.9%	9,035	73.4%	6,775	55.0%	0	0.0%	2,260	18.4%
Lakeville Hockey Association	Lakeville	2059	2,093,023	1,641,686	451,337	283,350	62.8%	202,912	45.0%	95,000	21.0%	0	0.0%	107,912	23.9%
Lakeville Lions Club	Lakeville	1947	899,832	717,999	181,884	129,881	71.4%	44,488	24.5%	24,197	13.3%	0	0.0%	20,291	11.2%
Lamberton Lions Club	Lamberton	5073	207,921	168,048	39,873	21,106	52.9%	19,405	48.7%	15,000	37.6%	0	0.0%	4,405	11.0%
Lancer Youth Hockey Assoc	La Crescent	3796	344,743	261,378	83,365	35,583	42.7%	51,305	61.5%	44,047	52.8%	0	0.0%	7,258	8.7%
Land of Lakes Choirboys of Minn	Elk River	4926	1,510,273	1,205,940	304,336	175,061	57.5%	123,674	40.6%	55,687	18.3%	0	0.0%	67,987	22.3%
Lanesboro Fire Relief Assn	Lanesboro	3119	687,700	557,791	129,910	57,136	44.0%	71,574	55.1%	55,461	42.7%	0	0.0%	16,113	12.4%
Le Center Fire Relief Association	Le Center	2551	346,657	270,811	75,846	42,725	56.3%	34,727	45.8%	28,150	37.1%	0	0.0%	6,577	8.7%
Le Roy Community Foundation	LeRoy	35638	126,285	97,489	28,796	17,612	61.2%	8,671	30.1%	5,610	19.5%	0	0.0%	3,061	10.6%
Leaf Valley Game and Fish Conservation Club	Miltona	2355	1,002,161	877,473	124,688	58,838	47.2%	53,196	42.7%	18,515	14.8%	0	0.0%	34,681	27.8%
Leavenworth Baseball Assoc	Sleepy Eye	2685	133,239	100,043	33,196	14,022	42.2%	11,805	35.6%	7,051	21.2%	0	0.0%	4,754	14.3%
Leech Lake Area Amateur Hockey Association	Walker	30852	544,294	439,150	105,144	55,090	52.4%	62,437	59.4%	50,474	48.0%	0	0.0%	11,963	11.4%
Lester Prairie Lions Club	Lester Prairie	2982	159,311	124,558	34,753	15,278	44.0%	18,046	51.9%	14,783	42.5%	0	0.0%	3,263	9.4%
Lewiston Volunteer Fire Co	Lewiston	3750	515,838	412,445	103,393	64,413	62.3%	32,467	31.4%	20,693	20.0%	0	0.0%	11,774	11.4%
Lexington Fire Relief	Lexington	7	1,047,117	829,738	217,379	107,222	49.3%	105,327	48.5%	68,465	31.5%	3,500	1.6%	33,362	15.3%
Lincoln Area Business Assoc	Cushing	1074	522,718	419,367	103,351	65,458	63.3%	39,303	38.0%	30,030	29.1%	0	0.0%	9,273	9.0%
Lindstrom Fire Dept Relief Assoc	Lindstrom	1950	842,246	723,152	119,092	62,237	52.3%	65,537	55.0%	41,450	34.8%	0	0.0%	24,087	20.2%
Lions Club of Forest Lake	Forest Lake	2190	216,676	171,648	45,028	25,176	55.9%	25,105	55.8%	19,430	43.2%	0	0.0%	5,675	12.6%
Lions Club of Waconia	Waconia	32393	167,193	126,119	41,074	12,926	31.5%	28,386	69.1%	24,515	59.7%	0	0.0%	3,871	9.4%
Lions International Gateway Lions Club	Menahga	2086	728,793	629,371	99,422	71,163	71.6%	31,740	31.9%	13,975	14.1%	0	0.0%	17,766	17.9%
Little Canada Recreation Association	Little Canada	34510	2,983,087	2,389,625	593,462	508,967	85.8%	96,454	16.3%	40,354	6.8%	0	0.0%	56,100	9.5%
Little Canada Vol Fire Department	Little Canada	864	2,039,812	1,654,702	385,110	203,533	52.9%	174,081	45.2%	69,610	18.1%	0	0.0%	104,471	27.1%
Little Falls Lindbergh Lions Club	Little Falls	3031	1,092,200	930,119	162,081	103,942	64.1%	62,825	38.8%	22,395	13.8%	0	0.0%	40,430	24.9%
Little Falls Lions Club	Little Falls	2565	865,475	713,417	152,058	85,732	56.4%	71,977	47.3%	45,439	29.9%	0	0.0%	26,538	17.5%
Little Falls Youth Hockey	Little Falls	2347	321,938	216,892	105,151	25,505	24.3%	93,720	89.1%	79,000	75.1%	0	0.0%	14,720	14.0%
Long Lake Homeowners Assn Inc	Hillman	5442	376,973	308,453	68,520	39,981	58.3%	26,338	38.4%	19,100	27.9%	0	0.0%	7,238	10.6%
Long Prairie Hockey Assoc	Long Prairie	2079	666,194	546,700	119,494	82,726	69.2%	48,467	40.6%	25,628	21.4%	8,658	7.2%	14,180	11.9%
Long Prairie Lions Club	Long Prairie	4429	278,291	216,526	61,765	37,262	60.3%	24,538	39.7%	20,609	33.4%	0	0.0%	3,929	6.4%
Longville Lakes Area Chamber of Commerce	Longville	1185	881,966	712,058	169,908	99,478	58.5%	65,347	38.5%	37,628	22.1%	0	0.0%	27,718	16.3%
Lonsdale Firemen's Relief Association	Lonsdale	2136	378,381	297,513	80,869	34,794	43.0%	47,733	59.0%	39,280	48.6%	0	0.0%	8,453	10.5%
Loretto Fire Dept Relief Assoc	Loretto	2179	495,366	418,444	76,922	51,010	66.3%	29,838	38.8%	20,000	26.0%	0	0.0%	9,838	12.8%
Loretto Lions Club	Loretto	2054	1,277,343	1,078,519	198,824	84,537	42.5%	113,026	56.8%	61,887	31.1%	0	0.0%	51,138	25.7%
Lowry Fire Mens Relief Assoc	Lowry	3760	858,380	701,728	156,652	49,972	31.9%	87,337	55.8%	61,570	39.3%	0	0.0%	25,767	16.4%

# FY2011 Lawful (Charitable) Gambling Report to Legislature - Alpha by Organization

Organization Name	City	License #	Gross Receipts	Prizes	Net Receipts	ALLOWABLE EXPENSES		LAWFUL PURPOSE EXPENDITURES							
						TOTAL	%	TOTAL	%	Charitable	%	Other	%	Taxes / Fees	%
Mabel Fire Dept Relief Assoc	Mabel	5195	436,907	352,714	84,193	38,201	45.4%	51,573	61.3%	42,455	50.4%	0	0.0%	9,118	10.8%
Mankato Area Hockey Association	Mankato	2759	2,150,636	1,704,800	445,838	213,474	47.9%	237,271	53.2%	112,900	25.3%	0	0.0%	124,371	27.9%
Mankato Area Youth Baseball Assn	North Mankato	31040	970,896	783,158	187,737	102,154	54.4%	71,262	38.0%	30,338	16.2%	0	0.0%	40,924	21.8%
Mankato Sertoma Club	Mankato	3311	342,000	289,854	52,146	27,500	52.7%	25,583	49.1%	17,014	32.6%	0	0.0%	8,569	16.4%
Mantorville Restoration Assoc	Mantorville	1982	726,177	575,063	151,294	91,545	60.5%	60,619	40.1%	42,847	28.3%	0	0.0%	17,771	11.7%
Maple Grove Fire Fighters Relief Assoc	Maple Grove	2363	2,243,288	1,929,678	313,626	156,267	49.8%	123,966	39.5%	5,063	1.6%	0	0.0%	118,902	37.9%
Maple Grove Lions Club	Maple Grove	2411	3,842,183	3,284,125	558,057	247,152	44.3%	295,077	52.9%	64,361	11.5%	0	0.0%	230,717	41.3%
Maple Island Park Association	Hollandale	5323	318,439	239,900	78,538	45,950	58.5%	29,570	37.7%	22,527	28.7%	0	0.0%	7,044	9.0%
Maple Lake Lions Club	Maple Lake	2284	571,651	460,378	111,273	64,548	58.0%	48,026	43.2%	36,071	32.4%	0	0.0%	11,955	10.7%
Mapleton Area Chamber of Commerce	Mapleton	603	405,940	328,995	76,945	42,891	55.7%	36,713	47.7%	29,135	37.9%	0	0.0%	7,578	9.8%
Maplewood Athletic Assoc	Maplewood	4201	463,609	376,054	87,556	67,662	77.3%	27,979	32.0%	17,174	19.6%	0	0.0%	10,805	12.3%
Maplewood Oakdale Lions Club	Oakdale	2118	460,667	365,306	95,361	75,653	79.3%	34,501	36.2%	26,085	27.4%	0	0.0%	8,416	8.8%
Marshall Amateur Hockey Assoc	Marshall	2395	50,636	37,425	13,260	4,218	31.8%	8,693	65.6%	6,300	47.5%	0	0.0%	2,393	18.0%
Marshall Baseball Assoc	Marshall	5765	665,183	536,337	128,979	82,886	64.3%	46,882	36.3%	29,600	22.9%	0	0.0%	17,282	13.4%
Marshall Co Central Sports Booster Club Inc	Newfolden	3533	314,069	266,662	47,407	29,381	62.0%	19,548	41.2%	13,648	28.8%	0	0.0%	5,899	12.4%
Marshall County Driftskippers Snowmobile Club	Newfolden	5370	177,663	146,279	31,384	18,385	58.6%	14,969	47.7%	11,150	35.5%	0	0.0%	3,819	12.2%
Mayer Baseball Club	Mayer	1772	655,884	538,223	117,661	78,439	66.7%	41,241	35.1%	27,105	23.0%	0	0.0%	14,136	12.0%
Maynard Lions Club	Maynard	2414	317,460	269,286	48,168	18,965	39.4%	24,500	50.9%	18,037	37.4%	0	0.0%	6,463	13.4%
Mazeppa Firefighters Relief Assoc	Mazeppa	3057	284,393	210,470	73,923	38,882	52.6%	27,166	36.7%	19,900	26.9%	0	0.0%	7,266	9.8%
Mazeppa Jaycees	Mazeppa	2457	157,438	120,787	36,651	16,641	45.4%	16,315	44.5%	12,250	33.4%	0	0.0%	4,065	11.1%
Mazeppa Lions Club	Mazeppa	1978	98,087	68,610	29,477	17,761	60.3%	8,991	30.5%	5,800	19.7%	0	0.0%	3,191	10.8%
McGrath Fire Dept Relief Assoc	McGrath	2545	262,125	212,222	49,903	29,422	59.0%	18,882	37.8%	16,200	32.5%	0	0.0%	2,683	5.4%
McGregor Fire Department Relief Assoc	McGregor	2840	444,745	367,791	76,954	33,584	43.6%	55,540	72.2%	46,800	60.8%	0	0.0%	8,740	11.4%
McGregor Lions Club	McGregor	1826	718,560	581,592	136,999	76,901	56.4%	62,156	45.6%	43,300	31.7%	0	0.0%	18,856	13.8%
McIntosh Firemen's Relief Association	McIntosh	33348	552,513	461,437	91,077	44,062	48.4%	44,188	48.5%	32,995	36.2%	0	0.0%	11,193	12.3%
Medford Firemens Relief Assoc	Medford	1665	252,481	201,800	50,681	19,589	38.7%	33,820	66.7%	28,254	55.7%	0	0.0%	5,566	11.0%
Meire Grove Athletic Club	Melrose	2052	181,124	142,923	38,202	18,330	48.0%	18,621	48.7%	14,837	38.8%	0	0.0%	3,784	9.9%
Meisville Lions Club	Vermillion	1762	271,116	217,888	53,228	38,444	72.2%	18,672	35.1%	13,165	24.7%	0	0.0%	5,507	10.3%
Melrose Lions Club	Melrose	2396	427,581	355,095	72,486	33,650	46.4%	36,965	51.0%	28,154	38.8%	0	0.0%	8,810	12.2%
Mentor Firefighters Relief Assoc	Mentor	5817	1,195,382	994,622	200,759	122,467	61.0%	76,139	37.9%	33,058	16.5%	0	0.0%	43,081	21.5%
Merrick Inc	Vadnais Heights	264	9,448,437	7,800,523	1,647,914	891,180	54.1%	711,591	43.2%	127,024	7.7%	0	0.0%	584,566	35.5%
Merrifield Marathons Inc	Merrifield	4720	359,027	284,057	74,970	46,318	61.8%	18,249	24.3%	9,894	13.2%	0	0.0%	8,356	11.1%
Metro Baseball League	Burnsville	33822	2,646,104	2,149,708	496,558	350,086	70.5%	151,658	30.5%	5,500	1.1%	0	0.0%	146,158	29.4%
Middle River Sportsmens Club	Middle River	35825	359,272	307,052	52,220	33,879	64.9%	18,396	35.2%	12,450	23.8%	0	0.0%	5,946	11.4%
Midway Speedskating Club Inc	Roseville	70	3,378,484	2,401,472	977,012	492,738	50.4%	478,231	48.9%	352,348	36.1%	9,926	1.0%	115,957	11.9%
Milaca Firefighters Relief Assoc	Milaca	2413	832,212	691,452	140,760	81,640	58.0%	61,540	43.7%	35,536	25.2%	0	0.0%	26,004	18.5%
Military Service Association	Isle	34291	695,533	565,882	129,651	53,371	41.2%	71,148	54.9%	2,625	2.0%	50,872	39.2%	17,651	13.6%
Mille Lacs Drift Skippers Snowmobile Club	Isle	4206	1,179,160	993,799	185,364	92,695	50.0%	118,734	64.1%	25,767	13.9%	41,000	22.1%	51,965	28.0%
Mille Lacs Raiders Wrestling Club	Onamia	31880	168,829	128,408	40,811	19,775	48.5%	14,307	35.1%	10,398	25.5%	0	0.0%	3,909	9.6%

# FY2011 Lawful (Charitable) Gambling Report to Legislature - Alpha by Organization

Organization Name	City	License #	Gross Receipts	Prizes	Net Receipts	ALLOWABLE EXPENSES		LAWFUL PURPOSE EXPENDITURES							
						TOTAL	%	TOTAL	%	Charitable	%	Other	%	Taxes / Fees	%
Mille Lacs Trails Snowmobile Club	Aitkin	5241	2,569,182	2,117,773	451,507	295,778	65.5%	145,243	32.2%	6,998	1.5%	0	0.0%	138,246	30.6%
Millerville Firemens Relief Assoc	Brandon	2374	660,866	541,444	119,423	75,808	63.5%	42,887	35.9%	25,800	21.6%	0	0.0%	17,087	14.3%
Millville Sportsman's Club	Millville	5379	132,971	106,537	26,434	15,820	59.8%	12,126	45.9%	8,592	32.5%	0	0.0%	3,533	13.4%
Miltona Lions Club	Parkers Prairie	3743	1,084,490	958,541	125,950	65,362	51.9%	63,217	50.2%	23,875	19.0%	0	0.0%	39,342	31.2%
Miltona Volunteer Firemen's Relief Assoc	Miltona	1849	872,384	747,080	125,304	57,691	46.0%	66,508	53.1%	41,429	33.1%	0	0.0%	25,079	20.0%
Minn Brass St. Paul	St. Paul	444	405,852	313,620	92,233	45,183	49.0%	33,637	36.5%	23,341	25.3%	0	0.0%	10,296	11.2%
Minn Licensed Beverage Assoc Childrens Fund	St. Paul	4067	2,416,547	1,866,861	549,686	357,532	65.0%	198,621	36.1%	63,811	11.6%	523	0.1%	134,287	24.4%
Minn Youth Athletic Services	Columbia Heights	4819	3,922,405	3,275,666	646,739	234,894	36.3%	415,258	64.2%	179,817	27.8%	0	0.0%	235,441	36.4%
Minneapolis Northeast Lions Club	Minneapolis	2677	4,442,353	3,595,006	847,347	476,558	56.2%	352,537	41.6%	94,151	11.1%	5,000	0.6%	253,387	29.9%
Minneapolis Riverview Lions Club	Minneapolis	1096	1,735,570	1,340,057	395,513	257,771	65.2%	104,460	26.4%	13,272	3.4%	0	0.0%	91,188	23.1%
Minneota Fire Dept Relief Assoc	Minneota	2519	71,339	58,630	12,709	7,706	60.6%	10,843	85.3%	8,790	69.2%	0	0.0%	2,053	16.2%
Minnesota Fishing Museum	Little Falls	5844	3,364,677	2,791,730	572,948	254,761	44.5%	303,977	53.1%	105,308	18.4%	0	0.0%	198,669	34.7%
Minnesota Flyers Gymnastics	Detroit Lakes	5663	1,194,630	961,116	233,529	153,825	65.9%	86,665	37.1%	38,082	16.3%	0	0.0%	48,584	20.8%
Minnesota Jaycees Charitable Foundation	Burnsville	2237	586,111	481,069	105,042	70,319	66.9%	32,447	30.9%	21,000	20.0%	0	0.0%	11,447	10.9%
Minnesota Junior Hockey League Inc	Otsego	32144	93,959	71,520	22,439	10,668	47.5%	21,202	94.5%	19,025	84.8%	0	0.0%	2,177	9.7%
Minnesota Lake Firemens Relief Assoc	Minnesota Lake	2195	311,512	243,850	67,661	32,680	48.3%	40,000	59.1%	34,520	51.0%	0	0.0%	5,480	8.1%
Minnesota USA Wrestling	Minneapolis	3074	3,585,279	2,798,860	786,419	366,781	46.6%	419,951	53.4%	191,457	24.3%	0	0.0%	228,494	29.1%
Minnewawa Sportsmens Club	McGregor	1160	1,002,453	817,184	185,273	105,332	56.9%	69,316	37.4%	33,382	18.0%	4,479	2.4%	31,455	17.0%
MOC Pup Tent 51 Bloomington	Bloomington	555	143,984	115,255	28,729	14,560	50.7%	13,242	46.1%	10,328	35.9%	0	0.0%	2,913	10.1%
Mohawk Jaycees of Westonka	Mound	2886	1,344,800	1,043,805	300,995	202,380	67.2%	96,185	32.0%	38,093	12.7%	0	0.0%	58,092	19.3%
Montevideo Fire Department Relief Assoc	Montevideo	2965	481,151	378,458	102,694	45,639	44.4%	54,295	52.9%	42,706	41.6%	0	0.0%	11,589	11.3%
Montevideo Lions Club	Montevideo	4018	221,885	176,343	45,542	24,877	54.6%	16,164	35.5%	11,009	24.2%	0	0.0%	5,156	11.3%
Montgomery Area Community Club	Montgomery	2405	147,257	111,122	36,135	14,862	41.1%	15,342	42.5%	12,018	33.3%	0	0.0%	3,324	9.2%
Montgomery Firemens Relief Association	Montgomery	2152	390,221	309,467	80,756	39,531	49.0%	40,394	50.0%	31,800	39.4%	0	0.0%	8,594	10.6%
Montgomery Sportsman Club Inc	Montgomery	2438	237,854	185,360	52,494	28,649	54.6%	22,133	42.2%	16,175	30.8%	0	0.0%	5,959	11.4%
Monticello Lions Club	Monticello	1825	906,566	686,321	220,938	159,485	72.2%	58,145	26.3%	28,503	12.9%	0	0.0%	29,642	13.4%
Monticello Youth Hockey Program	Monticello	4147	2,720,443	2,212,343	508,101	335,006	65.9%	178,375	35.1%	32,443	6.4%	0	0.0%	145,932	28.7%
Montrose Lions Club	Montrose	1174	251,718	199,053	52,662	36,584	69.5%	16,216	30.8%	11,142	21.2%	0	0.0%	5,074	9.6%
Moorhead Youth Hockey Assoc	Moorhead	144	4,826,165	3,874,873	951,295	452,828	47.6%	483,933	50.9%	194,568	20.5%	0	0.0%	289,365	30.4%
Moose Lake Area Hockey Association Inc	Moose Lake	2071	497,350	410,671	86,679	47,885	55.2%	41,091	47.4%	30,000	34.6%	0	0.0%	11,091	12.8%
Moose Lodge 1060 Aitkin	Aitkin	693	170,431	138,385	32,046	21,975	68.6%	11,759	36.7%	1,692	5.3%	4,388	13.7%	5,680	17.7%
Moose Lodge 1114 St. Charles	St. Charles	373	107,339	77,317	30,023	24,911	83.0%	10,323	34.4%	8,110	27.0%	0	0.0%	2,213	7.4%
Moose Lodge 1180 Austin	Austin	362	460,876	367,877	93,000	58,951	63.4%	38,322	41.2%	3,314	3.6%	25,774	27.7%	9,236	9.9%
Moose Lodge 1259 International Falls	International Falls	1098	176,892	139,955	36,938	22,217	60.1%	13,773	37.3%	8,223	22.3%	1,758	4.8%	3,792	10.3%
Moose Lodge 1274 Cloquet	Cloquet	955	190,468	148,805	41,349	25,149	60.8%	17,521	42.4%	1,484	3.6%	10,944	26.5%	5,099	12.3%
Moose Lodge 1302 Proctor	Proctor	346	321,086	277,725	43,362	29,659	68.4%	17,128	39.5%	2,168	5.0%	9,023	20.8%	5,935	13.7%
Moose Lodge 1400 Waite Park	Waite Park	163	516,598	423,301	93,296	54,336	58.2%	34,553	37.0%	8,442	9.0%	15,945	17.1%	10,165	10.9%
Moose Lodge 1414 Mankato	Mankato	214	188,992	143,115	45,873	32,334	70.5%	16,470	35.9%	11,434	24.9%	0	0.0%	5,038	11.0%
Moose Lodge 1463 Two Harbors	Two Harbors	367	487,693	385,812	101,880	69,879	68.6%	33,136	32.5%	1,476	1.4%	22,796	22.4%	8,863	8.7%

# FY2011 Lawful (Charitable) Gambling Report to Legislature - Alpha by Organization

Organization Name	City	License #	Gross Receipts	Prizes	Net Receipts	ALLOWABLE EXPENSES		LAWFUL PURPOSE EXPENDITURES							
						TOTAL	%	TOTAL	%	Charitable	%	Other	%	Taxes / Fees	%
Moose Lodge 1544 Braham	Braham	1750	135,042	115,350	19,692	10,693	54.3%	16,906	85.9%	5,900	30.0%	8,091	41.1%	2,915	14.8%
Moose Lodge 1703 Albert Lea	Albert Lea	212	467,279	373,587	93,692	46,579	49.7%	46,696	49.8%	34,830	37.2%	2,296	2.5%	9,570	10.2%
Moose Lodge 2023 Grand Rapids	Grand Rapids	340	578,021	495,641	81,223	40,082	49.3%	37,703	46.4%	5,645	7.0%	21,133	26.0%	10,925	13.5%
Moose Lodge 2098 Faribault	Faribault	109	225,002	179,503	45,499	31,894	70.1%	14,751	32.4%	1,915	4.2%	9,232	20.3%	3,603	7.9%
Moose Lodge 2331 Princeton	Princeton	3034	27,916	19,479	8,436	7,131	84.5%	16,306	193.3%	1,578	18.7%	13,456	159.5%	1,272	15.1%
Moose Lodge 407 Ortonville	Ortonville	687	161,853	129,483	32,369	14,991	46.3%	15,294	47.2%	3,223	10.0%	8,206	25.4%	3,865	11.9%
Moose Lodge 742 Baudette	Baudette	371	433,326	358,807	74,519	36,002	48.3%	39,443	52.9%	23,389	31.4%	7,010	9.4%	9,044	12.1%
Moose Willow Sportsmans Club	Hill City	1693	152,899	121,067	31,832	14,053	44.1%	15,498	48.7%	11,346	35.6%	0	0.0%	4,152	13.0%
Mora Area Youth Recreation Assoc Inc	Mora	1119	543,789	431,646	112,143	69,283	61.8%	59,575	53.1%	49,000	43.7%	0	0.0%	10,576	9.4%
Morgan Area Jaycees	Morgan	2433	102,198	79,260	22,939	15,052	65.6%	9,816	42.8%	7,082	30.9%	0	0.0%	2,734	11.9%
Morris Hockey Assoc	Morris	1860	127,573	85,811	41,762	31,860	76.3%	18,747	44.9%	15,903	38.1%	0	0.0%	2,843	6.8%
Morristown Firemens Relief Association	Morristown	1949	565,909	454,982	110,927	61,646	55.6%	38,595	34.8%	24,767	22.3%	0	0.0%	13,828	12.5%
Morton Fireman's Relief Association	Morton	2560	112,565	90,480	22,085	12,197	55.2%	13,892	62.9%	12,250	55.5%	0	0.0%	1,643	7.4%
Motley Lions Club	Motley	5943	745,525	640,151	105,374	48,440	46.0%	58,496	55.5%	40,288	38.2%	0	0.0%	18,209	17.3%
Mountain Lake Fire Department Relief Association	Mountain Lake	34499	232,083	188,355	43,828	19,109	43.6%	17,432	39.8%	10,725	24.5%	0	0.0%	6,707	15.3%
Mower Council for the Handicapped	Austin	4348	953,634	763,062	190,572	82,299	43.2%	93,234	48.9%	57,000	29.9%	0	0.0%	36,234	19.0%
MSO Productions dba Midwest Ski Otter Water	White Bear Lake	5703	218,433	176,475	41,958	20,699	49.3%	18,298	43.6%	13,374	31.9%	0	0.0%	4,924	11.7%
Municipal Athletic Association	Hibbing	2709	172,898	146,808	26,089	26,215	100.5%	8,266	31.7%	6,100	23.4%	0	0.0%	2,167	8.3%
Mystic Riders Snowmobile Club	Princeton	3988	4,257,938	3,567,169	690,769	336,242	48.7%	344,525	49.9%	90,294	13.1%	0	0.0%	254,231	36.8%
National Exchange Club of Little Falls	Little Falls	976	793,850	652,496	141,354	83,089	58.8%	55,928	39.6%	34,734	24.6%	0	0.0%	21,194	15.0%
Nelson Community Association	Nelson	36339	642,894	541,678	101,216	31,559	31.2%	68,460	67.6%	55,185	54.5%	0	0.0%	13,275	13.1%
Nelson Mens Club	Nelson	2896	1,133,242	966,589	166,653	116,137	69.7%	52,949	31.8%	10,683	6.4%	0	0.0%	42,266	25.4%
Nevis Fire Persons Relief Assoc	Nevis	2173	707,211	606,288	100,917	55,345	54.8%	44,207	43.8%	27,273	27.0%	0	0.0%	16,934	16.8%
New Auburn Fire Dept Relief Assoc	New Auburn	5937	198,226	146,631	51,580	29,334	56.9%	23,797	46.1%	19,273	37.4%	0	0.0%	4,524	8.8%
New Brighton Lions Club	New Brighton	1754	941,109	796,815	144,294	96,762	67.1%	53,437	37.0%	25,824	17.9%	0	0.0%	27,613	19.1%
New Germany Fire Dept Relief Assoc	New Germany	2238	513,139	406,940	106,199	58,646	55.2%	52,075	49.0%	41,770	39.3%	0	0.0%	10,305	9.7%
New London Spicer Booster Club	New London	92282	230,677	187,084	43,593	24,672	56.6%	18,668	42.8%	13,067	30.0%	0	0.0%	5,599	12.8%
New Market Firefighters Relief Assoc	Elko New Market	2324	599,994	507,134	92,860	56,178	60.5%	38,882	41.9%	22,000	23.7%	0	0.0%	16,882	18.2%
New Munich Jaycees	New Munich	1791	375,174	280,775	99,863	38,813	38.9%	55,344	55.4%	46,344	46.4%	50	0.1%	8,950	9.0%
New Prague Chamber of Commerce	New Prague	5545	259,652	221,158	38,494	24,843	64.5%	17,696	46.0%	10,570	27.5%	0	0.0%	7,126	18.5%
New Prague Community Sportsman Club	New Prague	2436	438,694	350,555	88,139	63,360	71.9%	31,065	35.2%	24,575	27.9%	0	0.0%	6,491	7.4%
New Prague Firemens Relief Assoc	New Prague	2426	376,094	302,911	73,180	45,537	62.2%	27,741	37.9%	20,800	28.4%	0	0.0%	6,942	9.5%
New Prague Hockey Association	New Prague	2111	60,689	28,221	32,468	8,334	25.7%	22,543	69.4%	19,000	58.5%	0	0.0%	3,543	10.9%
New Richland Firemen's Relief Association	New Richland	4863	1,233,681	1,055,571	178,110	90,014	50.5%	107,254	60.2%	53,855	30.2%	0	0.0%	53,399	30.0%
New Ulm Hockey Assoc	New Ulm	2223	635,045	482,656	152,389	73,270	48.1%	76,232	50.0%	54,117	35.5%	0	0.0%	22,115	14.5%
New Ulm Optimist Club	New Ulm	5780	604,903	494,661	110,242	57,825	52.5%	51,923	47.1%	38,780	35.2%	0	0.0%	13,144	11.9%
New Ulm Turnverein	New Ulm	206	226,533	175,035	51,531	34,688	67.3%	18,968	36.8%	13,262	25.7%	0	0.0%	5,706	11.1%
New York Mills Lions Club	New York Mills	2420	416,177	346,207	69,970	42,890	61.3%	33,236	47.5%	24,490	35.0%	0	0.0%	8,746	12.5%
Nicollet Conservation Club	Nicollet	2379	296,802	216,236	80,567	42,138	52.3%	25,562	31.7%	10,042	12.5%	7,573	9.4%	7,947	9.9%

# FY2011 Lawful (Charitable) Gambling Report to Legislature - Alpha by Organization

Organization Name	City	License #	Gross Receipts	Prizes	Net Receipts	ALLOWABLE EXPENSES		LAWFUL PURPOSE EXPENDITURES							
						TOTAL	%	TOTAL	%	Charitable	%	Other	%	Taxes / Fees	%
Nicollet Lions Club	Nicollet	2403	230,730	189,546	44,448	25,434	57.2%	19,854	44.7%	12,746	28.7%	2,000	4.5%	5,108	11.5%
Nisswa Lions Club	Nisswa	995	618,228	484,167	134,066	81,841	61.0%	51,509	38.4%	39,100	29.2%	0	0.0%	12,410	9.3%
North Branch Area Hockey Assoc	North Branch	4335	912,975	741,304	171,671	110,755	64.5%	61,462	35.8%	33,000	19.2%	0	0.0%	28,462	16.6%
North Branch Vol Firefighters Relief Association	North Branch	92238	741,439	644,335	97,104	51,402	52.9%	55,304	57.0%	34,061	35.1%	106	0.1%	21,137	21.8%
North Country Snowmobile Club	Bemidji	2333	1,480,357	1,170,662	309,694	149,998	48.4%	192,682	62.2%	113,318	36.6%	6,000	1.9%	73,364	23.7%
North Country Trail Busters	Fort Ripley	2974	170,561	132,162	38,400	23,734	61.8%	10,288	26.8%	6,750	17.6%	0	0.0%	3,538	9.2%
North St. Paul Athletic Assoc	Maplewood	3108	1,418,158	1,167,053	251,105	198,123	78.9%	89,324	35.6%	29,302	11.7%	0	0.0%	60,022	23.9%
North Suburban Youth Foundation	Roseville	1485	549,705	435,568	114,137	82,781	72.5%	32,446	28.4%	18,398	16.1%	0	0.0%	14,048	12.3%
North Tartan Area Girls Basketball Booster Club	Oakdale	3101	1,966,364	1,594,138	372,226	207,400	55.7%	161,639	43.4%	65,841	17.7%	0	0.0%	95,798	25.7%
Northern Pine Riders	Willow River	2327	1,636,616	1,349,618	286,999	143,607	50.0%	135,833	47.3%	45,167	15.7%	300	0.1%	90,366	31.5%
Northfield Fire Relief Assoc	Northfield	3451	172,215	148,245	23,970	14,263	59.5%	4,110	17.1%	-500	-2.1%	0	0.0%	4,610	19.2%
Northland Lions Club	Remer	1311	371,610	291,764	79,846	46,847	58.7%	28,801	36.1%	18,482	23.1%	0	0.0%	10,318	12.9%
Northwest Area Jaycees	Corcoran	2463	3,758,557	3,192,838	565,719	328,986	58.2%	288,259	51.0%	56,024	9.9%	0	0.0%	232,234	41.1%
Northwest Tonka Lions Club	Mound	1830	1,113,597	833,982	279,616	200,010	71.5%	75,908	27.1%	33,036	11.8%	0	0.0%	42,872	15.3%
Northwestern Health Sciences University	Bloomington	3070	2,350,377	1,712,341	638,039	433,567	68.0%	258,554	40.5%	200,000	31.3%	0	0.0%	58,554	9.2%
Norwood Young America Lions Club	Norwood Young	3552	210,792	165,820	44,972	18,778	41.8%	25,096	55.8%	20,443	45.5%	0	0.0%	4,653	10.3%
Odessa Farm Fire Dept Relief Assoc	Odessa	36719	73,646	61,549	12,096	6,887	56.9%	6,520	53.9%	4,197	34.7%	0	0.0%	2,323	19.2%
Ogilvie Lions Club	Ogilvie	823	1,384,792	1,171,077	213,715	113,850	53.3%	84,835	39.7%	25,957	12.1%	0	0.0%	58,879	27.6%
Olivia Ambulance Service Inc	Olivia	34680	395,719	331,460	64,259	32,855	51.1%	27,465	42.7%	17,500	27.2%	0	0.0%	9,965	15.5%
Olivia Area Chamber of Commerce	Olivia	1105	496,081	424,342	71,738	51,858	72.3%	28,996	40.4%	18,065	25.2%	0	0.0%	10,931	15.2%
Olmsted County Hockey Association	Rochester	3995	1,233,385	959,237	274,148	167,477	61.1%	89,763	32.7%	36,813	13.4%	0	0.0%	52,951	19.3%
Onamia Lions Club	Onamia	1433	511,641	401,269	110,371	80,911	73.3%	35,604	32.3%	25,650	23.2%	0	0.0%	9,954	9.0%
Opole Baseball Club & Recreation Assoc	Holdingsford	2597	128,582	100,995	27,587	20,101	72.9%	8,811	31.9%	6,720	24.4%	0	0.0%	2,091	7.6%
Optimist Club of St. Cloud	St. Cloud	2539	4,128,726	3,421,322	707,404	299,152	42.3%	379,180	53.6%	129,196	18.3%	0	0.0%	249,984	35.3%
Optimist International Luverne	Luverne	2400	1,262,967	1,031,623	231,344	102,688	44.4%	132,254	57.2%	77,853	33.7%	0	0.0%	54,401	23.5%
Oronoco Firefighters Relief Assoc	Oronoco	3329	522,699	410,946	111,753	55,280	49.5%	46,549	41.7%	30,967	27.7%	0	0.0%	15,582	13.9%
Osakis Economic Development Corp	Osakis	2080	1,007,068	826,284	180,784	89,584	49.6%	92,239	51.0%	57,000	31.5%	0	0.0%	35,239	19.5%
Osseo Band Boosters	Osseo	92091	207,353	168,067	39,286	21,795	55.5%	11,851	30.2%	5,686	14.5%	0	0.0%	6,165	15.7%
Osseo Firemens Relief Assoc	Osseo	1851	1,903,225	1,618,321	284,906	141,563	49.7%	130,019	45.6%	39,500	13.9%	0	0.0%	90,520	31.8%
Osseo Lions Club	Osseo	640	2,312,027	1,973,394	338,633	160,446	47.4%	174,324	51.5%	50,611	14.9%	0	0.0%	123,713	36.5%
Osseo Maple Grove Hockey Assoc	Maple Grove	2505	3,737,588	3,245,177	492,410	244,151	49.6%	272,113	55.3%	38,500	7.8%	0	0.0%	233,613	47.4%
Ostrander Lions	Ostrander	35149	69,178	55,507	13,662	6,068	44.4%	6,157	45.1%	4,276	31.3%	0	0.0%	1,881	13.8%
Ottertail Lions Club	Ottertail	194	1,939,317	1,678,837	260,480	135,793	52.1%	124,075	47.6%	29,832	11.5%	0	0.0%	94,244	36.2%
Ottertail Rod & Gun Club	Ottertail	986	1,063,554	915,934	147,620	71,505	48.4%	80,359	54.4%	36,825	24.9%	9,750	6.6%	33,784	22.9%
Outing Chamber Of Commerce	Outing	2769	508,707	376,937	131,771	84,351	64.0%	39,523	30.0%	28,229	21.4%	0	0.0%	11,295	8.6%
Owatonna Wrestling Assoc	Owatonna	4798	739,073	602,608	136,465	89,676	65.7%	49,176	36.0%	29,200	21.4%	0	0.0%	19,977	14.6%
Owatonna Youth Hockey Assoc	Owatonna	74008	384,997	289,561	95,436	46,517	48.7%	47,476	49.7%	39,531	41.4%	0	0.0%	7,946	8.3%
Palisade Fire Department	Palisade	1625	789,873	676,214	113,659	65,855	57.9%	56,893	50.1%	35,424	31.2%	0	0.0%	21,469	18.9%
Park Rapids Amateur Hockey Assoc	Park Rapids	1225	759,282	643,173	116,111	87,557	75.4%	28,191	24.3%	6,068	5.2%	0	0.0%	22,123	19.1%



# FY2011 Lawful (Charitable) Gambling Report to Legislature - Alpha by Organization

Organization Name	City	License #	Gross Receipts	Prizes	Net Receipts	ALLOWABLE EXPENSES		LAWFUL PURPOSE EXPENDITURES							
						TOTAL	%	TOTAL	%	Charitable	%	Other	%	Taxes / Fees	%
Parkers Prairie Sportsmen's Club	Parkers Prairie	1970	386,094	318,015	68,079	43,475	63.9%	25,318	37.2%	17,750	26.1%	0	0.0%	7,568	11.1%
Parkway Little League Inc	St. Paul	36230	1,436,863	1,223,559	213,304	107,144	50.2%	102,886	48.2%	35,523	16.7%	0	0.0%	67,363	31.6%
Paynesville New London Spicer Hockey Assoc	Paynesville	2503	396,711	322,067	74,644	39,888	53.4%	44,824	60.1%	37,000	49.6%	0	0.0%	7,825	10.5%
Pearl Lake Recreation Club	Kimball	3007	75,559	57,929	17,630	7,798	44.2%	11,960	67.8%	10,200	57.9%	0	0.0%	1,760	10.0%
Pelican Lakes Conservation Club	Pequot Lakes	2734	1,172,639	879,765	292,873	151,740	51.8%	106,890	36.5%	49,631	16.9%	12,019	4.1%	45,240	15.4%
Pemberton Firefighters Relief Association	Pemberton	3862	435,143	360,691	74,452	41,596	55.9%	34,823	46.8%	26,154	35.1%	0	0.0%	8,669	11.6%
Pengilly Booster Club	Pengilly	5113	1,007,857	801,170	206,787	126,419	61.1%	89,214	43.1%	63,884	30.9%	0	0.0%	25,330	12.2%
Pequot Lakes Youth Hockey Assoc Inc	Crosslake	2055	1,580,649	1,236,131	344,518	121,959	35.4%	149,309	43.3%	80,800	23.5%	0	0.0%	68,509	19.9%
Perham Athletic Assoc	Perham	2209	157,662	119,029	38,631	25,676	66.5%	11,827	30.6%	7,871	20.4%	0	0.0%	3,956	10.2%
Perham Lions Club	Perham	851	500,218	377,310	122,910	60,123	48.9%	61,827	50.3%	52,193	42.5%	0	0.0%	9,633	7.8%
Piedmont Heights Hockey Assoc	Duluth	2912	378,677	330,112	48,565	29,747	61.3%	18,415	37.9%	11,800	24.3%	0	0.0%	6,616	13.6%
Pierz Fire Relief Assoc	Pierz	3222	325,274	260,214	65,060	32,296	49.6%	24,111	37.1%	16,350	25.1%	0	0.0%	7,761	11.9%
Pierz Lions Club	Pierz	3174	465,265	396,113	69,153	33,426	48.3%	34,155	49.4%	24,160	34.9%	0	0.0%	9,995	14.5%
Pillager Area Firemen's Dept & Relief Assoc	Pillager	4168	319,550	246,289	73,261	32,108	43.8%	36,888	50.4%	28,050	38.3%	0	0.0%	8,838	12.1%
Pillager Lions Club	Pillager	981	189,580	152,976	36,603	21,152	57.8%	11,313	30.9%	7,115	19.4%	0	0.0%	4,198	11.5%
Pine Center Sportsmen's Club	Brainerd	2394	107,278	87,134	20,144	13,727	68.1%	7,198	35.7%	3,812	18.9%	0	0.0%	3,386	16.8%
Pine City Youth Hockey Assoc	Pine City	1934	540,273	424,857	115,416	68,630	59.5%	57,853	50.1%	44,735	38.8%	0	0.0%	13,118	11.4%
Pine Island Volunteer Firemen's Relief	Pine Island	3120	443,640	355,367	88,272	51,561	58.4%	30,672	34.7%	23,100	26.2%	0	0.0%	7,573	8.6%
Plainview Firemens Relief Association	Plainview	3223	289,109	218,388	70,721	31,667	44.8%	29,445	41.6%	19,209	27.2%	0	0.0%	10,236	14.5%
Plato Fire Relief Assoc	Plato	4624	358,915	281,346	77,565	41,769	53.8%	36,490	47.0%	29,010	37.4%	0	0.0%	7,480	9.6%
Platte Lake Property Owners Assoc	Minnetrasta	31337	1,567,177	1,261,830	305,347	194,459	63.7%	125,951	41.2%	60,827	19.9%	5,000	1.6%	60,124	19.7%
Plummer Lions Club	Plummer	2402	1,047,857	877,677	170,179	81,157	47.7%	80,685	47.4%	42,893	25.2%	0	0.0%	37,792	22.2%
Plymouth Lions Club Inc	Plymouth	34308	1,801,289	1,444,443	356,846	240,107	67.3%	139,917	39.2%	44,166	12.4%	1,000	0.3%	94,751	26.6%
Pna Zagloba Lodge 1033 South St. Paul	South St. Paul	725	109,489	80,377	29,110	23,680	81.3%	6,904	23.7%	3,850	13.2%	0	0.0%	3,055	10.5%
Pokegama Lake Association	Pine City	2992	1,087,372	868,927	218,444	131,144	60.0%	72,486	33.2%	35,055	16.0%	0	0.0%	37,431	17.1%
Police Benevolent Association of Rochester	Rochester	34478	165,092	132,965	32,124	13,941	43.4%	13,489	42.0%	9,400	29.3%	0	0.0%	4,089	12.7%
Porter Firemans Relief Assoc	Porter	2501	242,378	193,342	54,110	37,482	69.3%	16,752	31.0%	9,937	18.4%	0	0.0%	6,815	12.6%
Prairie Ecology Bus Center	Lakefield	33048	1,717,854	1,398,896	318,958	160,644	50.4%	159,219	49.9%	71,221	22.3%	0	0.0%	87,988	27.6%
Prairie Playhouse Child Care Inc	Appleton	32109	391,281	314,272	77,008	42,373	55.0%	42,855	55.7%	34,300	44.5%	0	0.0%	8,556	11.1%
Preston Fire Relief Assoc	Preston	36712	202,386	161,739	40,647	15,280	37.6%	15,955	39.3%	10,613	26.1%	0	0.0%	5,342	13.1%
Preston Servicemen's Club	Preston	1004	74,310	54,818	19,492	4,951	25.4%	18,632	95.6%	1,100	5.6%	14,984	76.9%	2,548	13.1%
Princeton Jaycees	Princeton	1818	673,935	566,714	107,221	96,647	90.1%	35,638	33.2%	20,918	19.5%	0	0.0%	14,720	13.7%
Princeton Youth Hockey Assoc	Princeton	1414	685,622	536,454	150,012	88,081	58.7%	66,876	44.6%	51,770	34.5%	0	0.0%	15,106	10.1%
Prior Lake Lions Club	Prior Lake	1558	994,188	804,246	189,942	107,122	56.4%	85,797	45.2%	51,667	27.2%	0	0.0%	34,130	18.0%
Prior Lake Optimist Club	Prior Lake	2523	602,012	495,746	106,266	61,818	58.2%	45,097	42.4%	32,103	30.2%	0	0.0%	12,994	12.2%
Prior Lake Water Ski Assoc	Prior Lake	35694	201,002	168,167	39,758	20,330	51.1%	18,528	46.6%	13,565	34.1%	0	0.0%	4,963	12.5%
Prosperity Heights Booster Club	St. Paul	651	1,223,016	1,025,924	197,092	122,314	62.1%	72,483	36.8%	18,190	9.2%	0	0.0%	54,293	27.5%
Rainy Lake Sportfishing Club	International Falls	36010	400,865	332,213	68,652	51,428	74.9%	25,858	37.7%	16,149	23.5%	0	0.0%	9,709	14.1%
Ramsey Lions Club	Anoka	1203	5,548,349	4,607,077	941,273	455,351	48.4%	476,440	50.6%	116,460	12.4%	0	0.0%	359,979	38.2%

# FY2011 Lawful (Charitable) Gambling Report to Legislature - Alpha by Organization

Organization Name	City	License #	Gross Receipts	Prizes	Net Receipts	ALLOWABLE EXPENSES		LAWFUL PURPOSE EXPENDITURES							
						TOTAL	%	TOTAL	%	Charitable	%	Other	%	Taxes / Fees	%
Randall Cushing Area Lions Club	Randall	2873	545,312	464,323	80,989	52,653	65.0%	25,713	31.7%	14,432	17.8%	0	0.0%	11,281	13.9%
Randolph Fire Department Relief Assoc	Randolph	3317	678,762	528,364	150,398	77,322	51.4%	74,154	49.3%	57,355	38.1%	0	0.0%	16,799	11.2%
Ranier Recreation Club	Ranier	1431	165,656	136,034	29,621	17,617	59.5%	9,992	33.7%	6,814	23.0%	0	0.0%	3,178	10.7%
REACH	Cloquet	36413	464,212	392,340	71,873	34,999	48.7%	38,739	53.9%	23,988	33.4%	0	0.0%	14,751	20.5%
Reading Community Center	Reading	1351	74,375	62,110	12,267	7,643	62.3%	4,381	35.7%	2,943	24.0%	0	0.0%	1,438	11.7%
Red Lake Falls Blue Line Club	Red Lake Falls	171	411,065	338,852	72,213	32,536	45.1%	39,127	54.2%	29,482	40.8%	0	0.0%	9,645	13.4%
Red Men Club	Red Wing	731	396,398	334,315	62,082	33,536	54.0%	41,964	67.6%	14,266	23.0%	19,137	30.8%	8,559	13.8%
Red Wing Wildlife League	Red Wing	1733	189,696	153,125	36,571	19,232	52.6%	16,626	45.5%	12,225	33.4%	0	0.0%	4,401	12.0%
Redwood Area Hockey Assoc	Redwood Falls	4345	162,968	126,205	36,763	16,640	45.3%	18,095	49.2%	12,717	34.6%	0	0.0%	5,378	14.6%
Remer Fire Relief Assoc	Remer	3598	454,876	395,695	59,180	43,030	72.7%	20,619	34.8%	11,501	19.4%	0	0.0%	9,118	15.4%
Renville Lions Club	Renville	3006	264,868	205,694	59,174	27,366	46.2%	29,539	49.9%	23,478	39.7%	0	0.0%	6,061	10.2%
Reservoir Riders	Duluth	3836	63,226	50,610	12,613	12,452	98.7%	4,169	33.1%	2,410	19.1%	0	0.0%	1,759	13.9%
Rice Area Sportsmen's Club	Rice	2338	732,179	572,699	159,479	99,974	62.7%	53,723	33.7%	33,461	21.0%	0	0.0%	20,262	12.7%
Rice Lions Club	Rice	1153	129,941	92,115	37,826	24,469	64.7%	15,070	39.8%	10,730	28.4%	0	0.0%	4,340	11.5%
Richmond Big Lake Aquatic Association	Richmond	2744	27,386	21,610	5,776	6,066	105.0%	1,796	31.1%	617	10.7%	0	0.0%	1,179	20.4%
Richmond Firemens Relief Assoc	Richmond	2966	294,459	241,343	53,116	29,608	55.7%	24,498	46.1%	18,615	35.0%	0	0.0%	5,883	11.1%
Richmond Lions Club	Richmond	1552	557,997	452,823	105,174	56,881	54.1%	48,764	46.4%	37,440	35.6%	0	0.0%	11,325	10.8%
River Bend Nature Center	Faribault	2715	590,333	466,969	123,364	65,859	53.4%	57,838	46.9%	44,468	36.0%	0	0.0%	13,371	10.8%
Rochester Juvenile Hockey Assoc	Rochester	3626	1,911,591	1,492,187	419,404	231,275	55.1%	141,333	33.7%	46,003	11.0%	0	0.0%	95,330	22.7%
Rochester Senior Center Foundation	Rochester	36207	1,375,475	918,003	457,471	324,939	71.0%	108,093	23.6%	70,000	15.3%	0	0.0%	38,093	8.3%
Rock Creek Lions Club	Rock Creek	1412	281,409	227,237	54,168	30,951	57.1%	23,060	42.6%	19,630	36.2%	0	0.0%	3,430	6.3%
Rockville Lions Club	Rockville	1609	285,030	234,334	50,696	34,365	67.8%	15,256	30.1%	9,296	18.3%	0	0.0%	5,960	11.8%
Rocori Community Booster Club	Cold Spring	4174	171,961	133,093	38,868	17,454	44.9%	19,374	49.8%	14,825	38.1%	0	0.0%	4,549	11.7%
Rogers Firemen's Relief Assoc	Rogers	1601	1,601,301	1,341,443	259,858	141,526	54.5%	113,746	43.8%	42,000	16.2%	0	0.0%	71,746	27.6%
Rogers Lions Club	Rogers	2630	100,648	72,341	28,307	14,467	51.1%	15,166	53.6%	11,750	41.5%	0	0.0%	3,417	12.1%
Rollingstone Fire Fighters Relief Association	Rollingstone	3951	711,417	569,009	142,408	70,994	49.9%	65,227	45.8%	46,781	32.8%	0	0.0%	18,446	13.0%
Rollingstone Jaycees	Rollingstone	3080	11,012	9,710	1,301	1,344	103.3%	722	55.5%	0	0.0%	0	0.0%	722	55.5%
Roosevelt Arena Assoc	Roosevelt	35373	175,787	132,160	43,627	19,523	44.7%	15,867	36.4%	12,407	28.4%	0	0.0%	3,460	7.9%
Rosemount Area Athletic Association	Rosemount	5530	101,801	75,828	25,973	32,219	124.0%	4,470	17.2%	0	0.0%	0	0.0%	4,470	17.2%
Rosemount Area Hockey Assoc	Rosemount	19062	2,182,652	1,832,331	350,321	111,905	31.9%	196,653	56.1%	38,211	10.9%	0	0.0%	158,442	45.2%
Rosemount Lions Club	Rosemount	2300	389,278	318,065	71,213	46,878	65.8%	27,437	38.5%	18,415	25.9%	2,000	2.8%	7,022	9.9%
Roseville Area Youth Hockey Assoc	Roseville	3191	3,706,411	2,663,060	1,043,351	578,758	55.5%	441,881	42.4%	308,375	29.6%	9,926	1.0%	123,580	11.8%
Rothsay Fire Department Relief Assoc	Rothsay	35875	381,616	298,066	83,551	35,623	42.6%	54,654	65.4%	46,225	55.3%	0	0.0%	8,429	10.1%
Royalton Firemens Relief Assoc	Royalton	2681	1,045,129	846,601	198,528	111,520	56.2%	97,347	49.0%	61,836	31.1%	0	0.0%	35,511	17.9%
Rush City Jaycees	Rush City	2191	763,776	638,722	125,054	97,764	78.2%	37,797	30.2%	21,288	17.0%	0	0.0%	16,509	13.2%
Rush City Lions Club	Rush City	2161	49,722	34,766	14,956	7,129	47.7%	6,634	44.4%	4,916	32.9%	0	0.0%	1,718	11.5%
Rush City Sno-Bugs	Rush City	5615	792,390	644,516	147,874	67,817	45.9%	57,659	39.0%	38,763	26.2%	538	0.4%	18,358	12.4%
Rush Lake Improvement Assoc	Rush City	3123	720,476	594,660	125,815	83,575	66.4%	40,912	32.5%	23,895	19.0%	0	0.0%	17,017	13.5%
Rushford Peterson Booster Club	Rushford	4693	180,565	146,729	33,836	12,625	37.3%	23,187	68.5%	17,339	51.2%	0	0.0%	5,848	17.3%

# FY2011 Lawful (Charitable) Gambling Report to Legislature - Alpha by Organization

Organization Name	City	License #	Gross Receipts	Prizes	Net Receipts	ALLOWABLE EXPENSES		LAWFUL PURPOSE EXPENDITURES							
						TOTAL	%	TOTAL	%	Charitable	%	Other	%	Taxes / Fees	%
Sacred Heart Firemen's Relief Association	Sacred Heart	2434	339,440	272,243	67,196	31,282	46.6%	26,108	38.9%	19,050	28.3%	0	0.0%	7,058	10.5%
Sandstone Lions Club	Sandstone	2057	264,055	217,270	46,785	28,738	61.4%	19,138	40.9%	13,850	29.6%	0	0.0%	5,288	11.3%
Santiago Lions Club Inc	Becker	34025	341,623	264,518	77,283	30,072	38.9%	41,185	53.3%	33,755	43.7%	0	0.0%	7,431	9.6%
Sartell Youth Hockey	Sartell	31924	763,405	557,755	205,650	90,127	43.8%	119,483	58.1%	99,652	48.5%	0	0.0%	19,831	9.6%
Sauk Centre Conservation Club	Sauk Centre	1854	359,047	292,196	66,851	48,705	72.9%	21,365	32.0%	14,923	22.3%	0	0.0%	6,442	9.6%
Sauk Centre Fire Relief Assoc	Sauk Centre	5439	618,606	510,495	108,111	60,525	56.0%	57,775	53.4%	43,500	40.2%	0	0.0%	14,275	13.2%
Sauk Centre Youth Hockey Assoc	Sauk Centre	2527	782,541	657,434	125,108	65,557	52.4%	65,698	52.5%	46,499	37.2%	0	0.0%	19,200	15.3%
Sauk Rapids Baseball Assoc	Sauk Rapids	35034	734,840	567,801	167,039	118,742	71.1%	51,881	31.1%	39,500	23.6%	0	0.0%	12,381	7.4%
Sauk Rapids Sportsmen's Club	Sauk Rapids	1329	985,376	782,040	203,311	101,813	50.1%	114,358	56.2%	84,305	41.5%	0	0.0%	30,053	14.8%
Scandia Marine Lions Club	Scandia	6419	164,350	113,680	50,671	19,034	37.6%	29,292	57.8%	24,453	48.3%	0	0.0%	4,839	9.5%
Searles Baseball Assoc	New Ulm	2876	218,531	159,444	59,087	33,406	56.5%	42,352	71.7%	11,982	20.3%	25,000	42.3%	5,370	9.1%
Servicemens Club Inc	Sleepy Eye	1043	133,017	101,833	31,184	9,009	28.9%	19,322	62.0%	6,151	19.7%	9,861	31.6%	3,310	10.6%
Shafer Firemens Vol Benefit Assoc	Shafer	2326	1,344,541	1,157,237	187,304	102,417	54.7%	92,722	49.5%	30,332	16.2%	0	0.0%	62,390	33.3%
Shako Valley Amateur Hockey Assoc	Shakopee	1969	373,890	284,653	89,236	63,337	71.0%	31,423	35.2%	25,000	28.0%	0	0.0%	6,423	7.2%
Shakopee Lions Club	Shakopee	1576	447,764	372,923	74,841	42,822	57.2%	32,657	43.6%	23,000	30.7%	0	0.0%	9,657	12.9%
Shakopee Rotary Club	Shakopee	2844	881,386	717,276	164,109	95,261	58.0%	70,006	42.7%	43,627	26.6%	0	0.0%	26,379	16.1%
Shaokatan Sportsmen Club	Lake Benton	2672	623,219	474,965	148,254	107,265	72.4%	49,298	33.3%	27,927	18.8%	0	0.0%	21,371	14.4%
Sibley Hockey Booster Club	West St. Paul	2467	2,152,046	1,751,935	400,112	180,275	45.1%	203,468	50.9%	90,200	22.5%	0	0.0%	113,268	28.3%
Silver Lake Lions Club	Silver Lake	2679	167,432	134,070	33,361	27,223	81.6%	14,475	43.4%	10,650	31.9%	0	0.0%	3,825	11.5%
Slayton Volunteer Fire Department Relief	Slayton	35244	174,646	143,194	31,452	20,495	65.2%	15,466	49.2%	11,181	35.5%	0	0.0%	4,285	13.6%
Sleepy Eye Arena Assoc	Sleepy Eye	5389	560,363	443,531	116,832	44,398	38.0%	45,305	38.8%	31,447	26.9%	0	0.0%	13,858	11.9%
Sleepy Eye Hockey Assoc	Sleepy Eye	2449	432,955	339,260	93,695	64,226	68.5%	51,374	54.8%	130	0.1%	40,000	42.7%	11,244	12.0%
Sobieski Lions Club	Swanville	3135	517,749	428,315	89,434	43,105	48.2%	45,429	50.8%	35,143	39.3%	0	0.0%	10,286	11.5%
South Haven Firemen's Relief Assoc	South Haven	1976	1,344,862	1,138,873	205,987	91,150	44.3%	101,176	49.1%	42,950	20.9%	-419	-0.2%	58,645	28.5%
South Robert Street Business Assoc	West St. Paul	726	1,772,907	1,436,588	336,319	218,029	64.8%	118,221	35.2%	25,700	7.6%	0	0.0%	92,521	27.5%
South St. Paul Lions Club	South St. Paul	2824	551,708	444,177	107,530	91,138	84.8%	18,129	16.9%	5,168	4.8%	0	0.0%	12,961	12.1%
South St. Paul Youth Hockey Assoc	South St. Paul	2851	742,777	604,562	138,213	91,483	66.2%	44,484	32.2%	27,553	19.9%	0	0.0%	16,931	12.2%
Southwest Hockey Assoc	Minneapolis	3113	628,928	485,913	143,016	85,112	59.5%	56,899	39.8%	41,500	29.0%	0	0.0%	15,399	10.8%
Spring Grove Commercial Club	Spring Grove	1744	193,046	160,037	33,009	11,779	35.7%	25,595	77.5%	21,401	64.8%	0	0.0%	4,194	12.7%
Spring Hill Recreation Club	Belgrade	2637	180,092	145,886	34,206	18,047	52.8%	14,709	43.0%	10,636	31.1%	0	0.0%	4,073	11.9%
Spring Lake Park District 16 Youth Hockey	Blaine	3124	1,925,364	1,571,077	354,287	208,834	58.9%	146,648	41.4%	38,934	11.0%	0	0.0%	107,715	30.4%
Spring Lake Park Lions Club	Spring Lake Park	584	5,901,569	4,829,382	1,072,187	710,150	66.2%	328,999	30.7%	37,017	3.5%	0	0.0%	291,982	27.2%
SS. Peter & Paul Church Richmond	Richmond	912	140,498	108,793	31,705	11,570	36.5%	20,412	64.4%	16,500	52.0%	0	0.0%	3,912	12.3%
St. Charles Firemens Relief Association	St. Charles	5105	177,918	132,392	45,526	22,084	48.5%	15,764	34.6%	11,950	26.2%	0	0.0%	3,814	8.4%
St. Clair Fire Relief Assoc	St. Clair	2358	166,388	131,794	34,594	22,358	64.6%	13,757	39.8%	8,825	25.5%	0	0.0%	4,932	14.3%
St. Cloud All-City High School Band	St. Cloud	32645	601,843	480,931	120,913	61,062	50.5%	53,832	44.5%	38,669	32.0%	0	0.0%	15,164	12.5%
St. Cloud Area Golden Gloves Boxing	St. Cloud	3425	2,058,523	1,640,085	418,438	242,495	58.0%	152,949	36.6%	67,701	16.2%	0	0.0%	85,248	20.4%
St. Cloud Lions Club	St. Cloud	3097	1,428,483	1,135,212	293,271	159,972	54.5%	133,851	45.6%	65,627	22.4%	0	0.0%	68,224	23.3%
St. Cloud Youth Hockey Association	St. Cloud	4196	373,980	284,052	89,928	40,540	45.1%	31,334	34.8%	22,095	24.6%	0	0.0%	9,239	10.3%

# FY2011 Lawful (Charitable) Gambling Report to Legislature - Alpha by Organization

Organization Name	City	License #	Gross Receipts	Prizes	Net Receipts	ALLOWABLE EXPENSES		LAWFUL PURPOSE EXPENDITURES							
						TOTAL	%	TOTAL	%	Charitable	%	Other	%	Taxes / Fees	%
St. Francis Lions Club	St. Francis	2688	1,472,012	1,237,842	234,170	166,586	71.1%	87,436	37.3%	29,825	12.7%	0	0.0%	57,611	24.6%
St. Hilaire Community Club	St. Hilaire	1076	309,825	253,233	56,594	32,264	57.0%	25,216	44.6%	18,484	32.7%	0	0.0%	6,732	11.9%
St. James Lions Club	Hanska	5492	183,271	139,815	43,456	17,235	39.7%	22,046	50.7%	17,300	39.8%	750	1.7%	3,996	9.2%
St. John Nepomuk Church Lastrup	Lastrup	2115	396,901	302,104	94,797	29,991	31.6%	62,985	66.4%	52,174	55.0%	0	0.0%	10,812	11.4%
St. Joseph Church Waite Park	Waite Park	1720	1,182,917	895,462	287,457	152,354	53.0%	125,989	43.8%	82,436	28.7%	0	0.0%	43,554	15.2%
St. Joseph Jaycees	St. Joseph	3011	386,163	319,124	67,039	35,505	53.0%	25,966	38.7%	17,601	26.3%	0	0.0%	8,365	12.5%
St. Joseph Lions Club	St. Joseph	2021	209,765	162,743	47,022	21,087	44.8%	29,793	63.4%	24,737	52.6%	0	0.0%	5,056	10.8%
St. Katherine Ukrainian Orthodox Church Arden	Arden Hills	31686	5,098,181	3,919,007	1,179,174	840,900	71.3%	356,076	30.2%	239,908	20.3%	0	0.0%	116,170	9.9%
St. Louis Park Hockey Boosters Assoc	Edina	3238	3,213,689	2,717,195	496,494	185,593	37.4%	310,155	62.5%	120,000	24.2%	0	0.0%	190,156	38.3%
St. Maron Church Minneapolis	Minneapolis	32235	4,327,727	3,594,107	733,583	454,112	61.9%	269,153	36.7%	4,000	0.5%	0	0.0%	265,153	36.1%
St. Martin Commercial Club	St. Martin	3161	208,394	168,663	39,731	13,722	34.5%	19,744	49.7%	12,481	31.4%	0	0.0%	7,264	18.3%
St. Mathias Parks & Recreation	Fort Ripley	4215	212,572	164,502	48,070	28,262	58.8%	20,307	42.2%	15,500	32.2%	0	0.0%	4,807	10.0%
St. Paul Catholic Parents Club	Eagan	812	1,023,239	856,278	166,963	86,389	51.7%	85,259	51.1%	47,533	28.5%	0	0.0%	37,726	22.6%
St. Paul Fire Fighters Local 21	St. Paul	3046	2,238,804	1,805,947	432,857	287,553	66.4%	143,004	33.0%	10,464	2.4%	0	0.0%	132,540	30.6%
St. Paul Midway Lions Club Foundation Inc	St. Paul	5186	1,282,051	993,152	288,899	206,156	71.4%	96,216	33.3%	38,251	13.2%	0	0.0%	57,964	20.1%
St. Paul North Ramsey 500 Lions Club	St. Paul	1878	693,811	550,399	143,412	105,870	73.8%	38,498	26.8%	17,493	12.2%	0	0.0%	21,005	14.6%
St. Paul Park Newport Lions Club	Newport	1107	2,046,699	1,680,274	366,425	196,863	53.7%	169,867	46.4%	76,099	20.8%	0	0.0%	93,768	25.6%
St. Peter Red Men Club	St. Peter	249	1,594,104	1,330,978	263,126	136,784	52.0%	138,187	52.5%	41,554	15.8%	24,741	9.4%	71,890	27.3%
St. Philip Church Litchfield	Litchfield	809	438,646	338,761	99,887	48,854	48.9%	54,818	54.9%	46,026	46.1%	0	0.0%	8,791	8.8%
St. Rosa Jaycees	Freeport	975	781,705	641,176	140,529	69,700	49.6%	62,699	44.6%	41,464	29.5%	0	0.0%	21,235	15.1%
St. Stanislaus Kostka Church Winona	Winona	1026	217,071	142,801	74,270	19,030	25.6%	55,922	75.3%	49,000	66.0%	0	0.0%	6,922	9.3%
St. Stephen Firefighters Relief Assoc	St. Stephen	890	129,217	98,200	31,017	22,823	73.6%	20,746	66.9%	17,275	55.7%	0	0.0%	3,471	11.2%
St. Wendel Athletic Assoc	Avon	2780	65,195	51,459	13,740	6,861	49.9%	8,880	64.6%	7,373	53.7%	0	0.0%	1,507	11.0%
Stacy Lions Club	Stacy	1897	773,108	618,884	154,224	75,067	48.7%	65,378	42.4%	45,131	29.3%	-500	-0.3%	20,747	13.5%
Stacy-Lent Fire Relief Assoc	Stacy	3573	1,346,350	1,141,762	204,588	95,039	46.5%	119,222	58.3%	62,303	30.5%	0	0.0%	56,920	27.8%
Starbuck Jaycees	Starbuck	1315	900,215	780,833	119,382	60,447	50.6%	57,832	48.4%	27,410	23.0%	0	0.0%	30,422	25.5%
Steele County Snowmobile Trail Assoc	Blooming Prairie	4992	829,147	691,638	137,509	81,511	59.3%	62,670	45.6%	0	0.0%	30,092	21.9%	32,578	23.7%
Stephen Argyle Booster Club	Argyle	4654	498,862	423,462	75,400	37,538	49.8%	38,051	50.5%	28,249	37.5%	0	0.0%	9,802	13.0%
Stewart Lions Club	Stewart	2390	408,130	352,966	55,164	38,342	69.5%	18,036	32.7%	9,843	17.8%	0	0.0%	8,193	14.9%
Stewartville Fire Relief Assoc	Stewartville	4261	722,152	585,093	137,059	70,951	51.8%	66,835	48.8%	48,542	35.4%	0	0.0%	18,293	13.3%
Stockton Area Promotional Group	Stockton	909	506,807	394,225	112,581	67,609	60.1%	43,773	38.9%	33,383	29.7%	0	0.0%	10,390	9.2%
Sturgeon Lake Lions Club	Sturgeon Lake	1888	395,718	331,291	64,427	39,036	60.6%	35,700	55.4%	27,555	42.8%	0	0.0%	8,145	12.6%
Swanville Lions Club	Swanville	2126	467,927	372,531	95,398	48,641	51.0%	46,041	48.3%	35,428	37.1%	0	0.0%	10,613	11.1%
Tamarack Sno Flyers Inc	Tamarack	7093	1,512,488	1,252,368	260,120	124,847	48.0%	130,036	50.0%	58,944	22.7%	0	0.0%	71,092	27.3%
Tapemark Charity Pro-Am Golf Tournament	West St. Paul	4888	4,237,750	3,181,960	1,055,793	717,077	67.9%	361,917	34.3%	206,701	19.6%	0	0.0%	155,200	14.7%
Tartan Area Youth Hockey Assoc	Oakdale	3397	2,764,373	2,191,695	572,739	318,297	55.6%	250,187	43.7%	100,000	17.5%	0	0.0%	150,187	26.2%
The Church of St. Lawrence of Duelm	Foley	1080	322,588	254,652	67,940	31,494	46.4%	38,540	56.7%	31,714	46.7%	0	0.0%	6,826	10.0%
The Columbia Club of Moorhead	Moorhead	431	162,167	124,275	37,891	24,270	64.1%	14,824	39.1%	7,225	19.1%	3,327	8.8%	4,273	11.3%
The Crossing Arts Alliance	Brainerd	33604	488,522	390,807	97,715	44,509	45.5%	58,940	60.3%	49,000	50.1%	0	0.0%	9,940	10.2%

# FY2011 Lawful (Charitable) Gambling Report to Legislature - Alpha by Organization

Organization Name	City	License #	Gross Receipts	Prizes	Net Receipts	ALLOWABLE EXPENSES		LAWFUL PURPOSE EXPENDITURES							
						TOTAL	%	TOTAL	%	Charitable	%	Other	%	Taxes / Fees	%
The Lions Club of Staples	Staples	1785	733,223	631,192	102,031	57,720	56.6%	44,106	43.2%	25,582	25.1%	0	0.0%	18,525	18.2%
The Oakdale Athletic Association	Oakdale	82019	745,659	581,408	164,251	145,475	88.6%	46,586	28.4%	14,597	8.9%	0	0.0%	31,989	19.5%
The Twin Cities Wrestling Club Inc	Minneapolis	30866	1,460,913	1,157,902	303,011	175,362	57.9%	126,024	41.6%	53,964	17.8%	0	0.0%	72,060	23.8%
Thief River Falls Amateur Hockey Assoc	Thief River Falls	2008	1,697,965	1,380,730	317,235	147,254	46.4%	161,380	50.9%	79,338	25.0%	0	0.0%	82,042	25.9%
TMB Sports Club	Milroy	92328	66,006	53,455	12,551	4,466	35.6%	5,792	46.1%	3,924	31.3%	0	0.0%	1,868	14.9%
Todd Area Trail Assoc	Browerville	5048	606,902	499,136	107,766	78,716	73.0%	36,129	33.5%	25,767	23.9%	0	0.0%	10,403	9.7%
Tower Firemens Relief Assoc	Tower	2771	660,909	559,422	101,487	66,977	66.0%	39,317	38.7%	23,829	23.5%	500	0.5%	14,988	14.8%
Tri Lake Sportsmens Club	Lonsdale	2251	965,256	782,040	183,216	105,024	57.3%	74,922	40.9%	40,850	22.3%	0	0.0%	34,073	18.6%
Truman Baseball Softball Association Inc	Truman	5716	438,462	362,683	75,779	37,557	49.6%	29,082	38.4%	19,505	25.7%	0	0.0%	9,578	12.6%
Turn In Poachers Ottertail Chapter	Detroit Lakes	5574	3,289,269	2,670,593	618,677	375,135	60.6%	213,956	34.6%	50,230	8.1%	1,650	0.3%	162,076	26.2%
Two Harbors Youth Hockey Association	Two Harbors	5594	544,007	455,639	88,368	67,029	75.9%	26,304	29.8%	15,213	17.2%	0	0.0%	11,091	12.6%
Ulen Volunteer Firemens Relief Assn	Ulen	2676	131,831	113,348	18,483	13,155	71.2%	5,842	31.6%	3,000	16.2%	0	0.0%	2,842	15.4%
Underwood Lions Club	Underwood	4646	160,167	126,449	33,717	18,703	55.5%	25,061	74.3%	20,492	60.8%	0	0.0%	4,568	13.5%
Union Center Inc	Albert Lea	423	407,370	324,670	82,702	52,666	63.7%	27,202	32.9%	12,810	15.5%	5,320	6.4%	9,071	11.0%
United Arts of Central Minnesota	St. Cloud	2799	1,179,789	844,387	335,402	244,616	72.9%	109,267	32.6%	80,000	23.9%	0	0.0%	29,267	8.7%
Upper Red Lake Area Assoc	Waskish	2724	470,936	378,638	92,298	54,520	59.1%	40,242	43.6%	31,209	33.8%	0	0.0%	9,033	9.8%
Upsala Lions Club	Upsala	1811	508,980	431,051	77,929	38,331	49.2%	44,086	56.6%	33,920	43.5%	0	0.0%	10,166	13.0%
Urbank Lions Club	Clitherall	1639	390,897	312,143	78,754	37,670	47.8%	32,175	40.9%	22,926	29.1%	0	0.0%	9,249	11.7%
Vadnais Heights Firefighters Relief Association	Vadnais Heights	2440	3,153,089	2,683,441	469,648	227,943	48.5%	197,706	42.1%	11,440	2.4%	0	0.0%	186,268	39.7%
Vadnais Heights Lions Club	Vadnais Heights	655	1,121,769	944,262	177,507	107,186	60.4%	71,826	40.5%	28,515	16.1%	0	0.0%	43,312	24.4%
Valley Crest Riders Snowmobile Club	Rushford	36149	260,536	201,380	59,156	29,816	50.4%	28,142	47.6%	2,950	5.0%	15,485	26.2%	9,707	16.4%
Verndale Lions Club	Verndale	1684	439,587	370,617	68,969	29,342	42.5%	34,288	49.7%	25,738	37.3%	0	0.0%	8,550	12.4%
Vernon Center Firemen's Relief Assoc	Vernon Center	2006	89,538	73,018	16,520	6,844	41.4%	6,482	39.2%	4,250	25.7%	0	0.0%	2,232	13.5%
Veseli Jaycees	Veseli	2229	696,808	595,264	101,545	57,863	57.0%	51,079	50.3%	35,742	35.2%	0	0.0%	15,337	15.1%
Veterans Club Onamia	Onamia	374	701,347	566,438	134,909	65,686	48.7%	66,796	49.5%	28,455	21.1%	19,907	14.8%	18,434	13.7%
VFW Post 10796	Ham Lake	5861	745,368	620,190	125,178	79,769	63.7%	51,500	41.1%	637	0.5%	36,183	28.9%	14,680	11.7%
VFW Post 1112	Little Falls	124	444,300	323,089	121,211	82,008	67.7%	40,189	33.2%	525	0.4%	28,671	23.7%	10,993	9.1%
VFW Post 1140	Long Prairie	535	348,160	276,344	71,816	35,858	49.9%	38,707	53.9%	4,877	6.8%	26,452	36.8%	7,377	10.3%
VFW Post 1210 Hastings	Hastings	149	289,210	227,488	61,722	25,612	41.5%	22,791	36.9%	12,031	19.5%	3,608	5.8%	7,153	11.6%
VFW Post 1215 Rochester	Rochester	405	1,444,303	1,158,696	285,606	174,069	60.9%	114,586	40.1%	27,492	9.6%	21,133	7.4%	65,962	23.1%
VFW Post 1216 Austin	Austin	167	783,861	636,456	147,405	75,556	51.3%	58,804	39.9%	13,869	9.4%	24,561	16.7%	20,374	13.8%
VFW Post 1223	Dilworth	21	1,654,173	1,373,205	280,968	187,866	66.9%	95,389	34.0%	14,819	5.3%	32,414	11.5%	48,155	17.1%
VFW Post 1287 Winona	Winona	156	1,123,182	946,094	177,088	101,522	57.3%	77,586	43.8%	9,495	5.4%	21,275	12.0%	46,817	26.4%
VFW Post 1296 Bloomington	Bloomington	150	738,871	581,721	157,150	94,344	60.0%	89,111	56.7%	21,286	13.5%	48,479	30.8%	19,345	12.3%
VFW Post 1350 North St. Paul	North St. Paul	16	1,233,331	974,638	258,693	181,236	70.1%	111,776	43.2%	12,283	4.7%	64,085	24.8%	35,408	13.7%
VFW Post 1403	Benson	377	1,241,553	1,066,559	174,994	79,786	45.6%	91,508	52.3%	16,377	9.4%	22,013	12.6%	53,118	30.4%
VFW Post 141 Kenyon	Kenyon	19	149,842	111,868	37,974	16,360	43.1%	21,313	56.1%	3,480	9.2%	13,744	36.2%	4,088	10.8%
VFW Post 1562 Faribault	Faribault	257	163,312	124,756	38,556	17,957	46.6%	20,403	52.9%	769	2.0%	15,067	39.1%	4,567	11.8%
VFW Post 1639	Willmar	61	989,017	823,815	165,204	85,556	51.8%	90,708	54.9%	16,014	9.7%	40,597	24.6%	34,097	20.6%

# FY2011 Lawful (Charitable) Gambling Report to Legislature - Alpha by Organization

Organization Name	City	License #	Gross Receipts	Prizes	Net Receipts	ALLOWABLE EXPENSES		LAWFUL PURPOSE EXPENDITURES							
						TOTAL	%	TOTAL	%	Charitable	%	Other	%	Taxes / Fees	%
VFW Post 1642 Waseca	Waseca	385	916,341	748,282	168,060	108,496	64.6%	59,355	35.3%	5,419	3.2%	29,951	17.8%	23,988	14.3%
VFW Post 1647	Brainerd	475	493,665	407,069	86,596	32,866	38.0%	33,559	38.8%	7,750	8.9%	14,932	17.2%	10,876	12.6%
VFW Post 1656	Madison	477	120,663	94,466	26,197	12,956	49.5%	12,416	47.4%	6,065	23.2%	3,620	13.8%	2,730	10.4%
VFW Post 1676 Detroit Lakes	Detroit Lakes	8	1,047,132	893,531	153,598	114,705	74.7%	51,016	33.2%	600	0.4%	24,979	16.3%	25,437	16.6%
VFW Post 1720 Grand Rapids	Grand Rapids	356	742,541	619,518	122,918	81,597	66.4%	45,258	36.8%	4,510	3.7%	19,649	16.0%	21,099	17.2%
VFW Post 1757 Cook	Cook	390	374,309	307,583	66,727	27,758	41.6%	40,710	61.0%	18,516	27.7%	12,676	19.0%	9,518	14.3%
VFW Post 1778 Wells	Wells	43	324,948	257,263	67,685	30,695	45.4%	36,285	53.6%	10,815	16.0%	17,120	25.3%	8,350	12.3%
VFW Post 1782 White Bear Lake	White Bear Lake	394	1,385,445	1,101,112	284,333	154,828	54.5%	99,909	35.1%	12,395	4.4%	19,287	6.8%	68,227	24.0%
VFW Post 1783 Young America	Norwood Young	711	742,125	627,711	114,414	53,507	46.8%	59,148	51.7%	40,582	35.5%	575	0.5%	17,990	15.7%
VFW Post 1791 Chaska	Chaska	319	1,074,435	894,149	180,135	104,580	58.1%	69,631	38.7%	11,062	6.1%	18,607	10.3%	39,962	22.2%
VFW Post 1802 Wabasha County	Zumbro Falls	1917	10,046	3,000	7,046	187	2.7%	9,246	131.2%	2,300	32.6%	5,919	84.0%	1,027	14.6%
VFW Post 1816 Garrison	Garrison	205	991,924	827,651	164,276	105,978	64.5%	66,007	40.2%	25,980	15.8%	10,938	6.7%	29,087	17.7%
VFW Post 1825	Belgrade	887	154,019	119,116	34,936	10,408	29.8%	27,124	77.6%	1,966	5.6%	21,492	61.5%	3,666	10.5%
VFW Post 1902 Crookston	Crookston	57	1,693,343	1,420,464	272,879	158,790	58.2%	108,908	39.9%	15,821	5.8%	17,967	6.6%	75,122	27.5%
VFW Post 1914	St. James	532	504,129	401,216	102,913	49,805	48.4%	53,859	52.3%	20,868	20.3%	21,886	21.3%	11,104	10.8%
VFW Post 210 Lakeville	Lakeville	723	417,614	329,143	88,471	43,110	48.7%	54,526	61.6%	3,444	3.9%	40,052	45.3%	11,030	12.5%
VFW Post 230	Columbia Heights	12	1,157,315	923,974	233,343	172,149	73.8%	82,030	35.2%	18,670	8.0%	20,700	8.9%	42,657	18.3%
VFW Post 246 Minneapolis	Minneapolis	151	544,259	439,920	104,339	70,384	67.5%	31,783	30.5%	16,442	15.8%	0	0.0%	15,339	14.7%
VFW Post 2553	Redwood Falls	24	193,448	158,410	35,038	15,454	44.1%	20,686	59.0%	14,748	42.1%	500	1.4%	5,438	15.5%
VFW Post 2717 Ely	Ely	750	94,736	75,134	19,598	5,725	29.2%	12,751	65.1%	3,555	18.1%	6,184	31.6%	3,198	16.3%
VFW Post 2735 Isanti	Isanti	291	533,667	437,670	94,573	60,261	63.7%	36,700	38.8%	1,121	1.2%	23,929	25.3%	11,650	12.3%
VFW Post 2793 Thief River Falls	Thief River Falls	404	1,268,223	1,058,446	209,777	134,765	64.2%	75,632	36.1%	16,621	7.9%	15,092	7.2%	43,918	20.9%
VFW Post 2818	Litchfield	165	304,045	225,091	78,952	29,474	37.3%	51,554	65.3%	16,420	20.8%	27,415	34.7%	7,719	9.8%
VFW Post 2948	International Falls	71	791,430	620,393	171,038	91,357	53.4%	62,115	36.3%	19,792	11.6%	20,562	12.0%	21,761	12.7%
VFW Post 295 South St. Paul	South St. Paul	52	964,902	750,783	214,119	153,204	71.6%	58,709	27.4%	27,594	12.9%	8,790	4.1%	22,325	10.4%
VFW Post 2980	Ivanhoe	1633	111,432	87,310	24,122	14,877	61.7%	10,746	44.5%	1,200	5.0%	6,365	26.4%	3,181	13.2%
VFW Post 323 Aux Stillwater	Stillwater	92402	338,036	269,743	68,292	31,811	46.6%	22,670	33.2%	14,567	21.3%	0	0.0%	8,102	11.9%
VFW Post 3289	New York Mills	401	777,404	658,205	119,232	71,403	59.9%	47,967	40.2%	8,360	7.0%	20,995	17.6%	18,611	15.6%
VFW Post 363	Fridley	552	1,358,974	1,105,874	253,099	178,445	70.5%	97,654	38.6%	9,256	3.7%	51,778	20.5%	36,619	14.5%
VFW Post 3723	Owatonna	379	1,023,946	835,642	188,304	99,624	52.9%	91,528	48.6%	30,197	16.0%	25,220	13.4%	36,109	19.2%
VFW Post 380 Montevideo	Montevideo	408	797,296	674,021	123,276	63,269	51.3%	51,896	42.1%	15,742	12.8%	12,334	10.0%	23,821	19.3%
VFW Post 3817 East Grand Forks	East Grand Forks	523	2,702,113	2,236,944	465,168	201,681	43.4%	213,853	46.0%	35,604	7.7%	36,217	7.8%	142,030	30.5%
VFW Post 3828 Kennedy	Kennedy	956	182,528	153,540	28,988	23,231	80.1%	11,554	39.9%	3,950	13.6%	3,343	11.5%	4,261	14.7%
VFW Post 3839	Pequot Lakes	2259	540,269	412,791	127,477	90,183	70.7%	47,661	37.4%	8,520	6.7%	27,030	21.2%	12,111	9.5%
VFW Post 3869 Northome	Northome	2147	899,067	743,989	155,077	101,281	65.3%	60,610	39.1%	33,742	21.8%	577	0.4%	26,291	17.0%
VFW Post 3915 Brooklyn Park	Brooklyn Park	632	1,655,413	1,395,804	259,578	130,580	50.3%	118,420	45.6%	1,902	0.7%	38,102	14.7%	78,416	30.2%
VFW Post 3922 Wadena	Wadena	1724	776,613	651,219	125,394	82,563	65.8%	46,181	36.8%	12,873	10.3%	9,781	7.8%	23,526	18.8%
VFW Post 3964	Ortonville	3141	24,951	17,666	7,283	2,214	30.4%	8,860	121.7%	1,700	23.3%	6,346	87.1%	815	11.2%
VFW Post 3979 Cloquet	Cloquet	422	676,806	575,977	100,832	49,452	49.0%	60,368	59.9%	19,326	19.2%	19,530	19.4%	21,509	21.3%

# FY2011 Lawful (Charitable) Gambling Report to Legislature - Alpha by Organization

Organization Name	City	License #	Gross Receipts	Prizes	Net Receipts	ALLOWABLE EXPENSES		LAWFUL PURPOSE EXPENDITURES							
						TOTAL	%	TOTAL	%	Charitable	%	Other	%	Taxes / Fees	%
VFW Post 4046 Shakopee	Shakopee	293	911,043	750,204	160,839	83,250	51.8%	74,596	46.4%	2,098	1.3%	41,700	25.9%	30,798	19.1%
VFW Post 4086 Wabasha	Wabasha	369	492,593	386,924	105,669	61,135	57.9%	38,222	36.2%	8,160	7.7%	18,681	17.7%	11,381	10.8%
VFW Post 4114 Spring Valley	Spring Valley	48	253,798	203,596	50,202	29,204	58.2%	19,621	39.1%	6,319	12.6%	7,035	14.0%	6,266	12.5%
VFW Post 4210	Forest Lake	272	871,569	656,170	215,399	126,515	58.7%	102,351	47.5%	32,740	15.2%	45,269	21.0%	24,344	11.3%
VFW Post 425 Hopkins	Hopkins	185	2,882,794	2,446,709	436,086	197,989	45.4%	223,918	51.3%	11,171	2.6%	44,819	10.3%	167,932	38.5%
VFW Post 428	St. Cloud	813	532,126	414,273	117,878	61,787	52.4%	64,960	55.1%	11,420	9.7%	44,009	37.3%	9,530	8.1%
VFW Post 4393 Northfield	Northfield	25	672,547	531,817	140,728	64,634	45.9%	76,551	54.4%	33,423	23.8%	27,008	19.2%	16,117	11.5%
VFW Post 4452 Cannon Falls	Cannon Falls	20	149,591	107,365	42,226	12,372	29.3%	28,788	68.2%	15,325	36.3%	10,061	23.8%	3,402	8.1%
VFW Post 4582	Starbuck	56	590,395	469,921	120,474	73,673	61.2%	38,002	31.5%	10,222	8.5%	15,352	12.7%	12,428	10.3%
VFW Post 4743	Lakefield	59	43,023	33,150	9,873	11,431	115.8%	6,302	63.8%	2,149	21.8%	1,820	18.4%	2,333	23.6%
VFW Post 4847 St. Cloud	St. Cloud	454	1,047,100	791,134	255,966	122,983	48.0%	125,683	49.1%	29,553	11.5%	60,224	23.5%	35,908	14.0%
VFW Post 4930 Warroad	Warroad	5586	237,801	193,877	43,924	27,748	63.2%	12,245	27.9%	6,812	15.5%	600	1.4%	4,833	11.0%
VFW Post 494 Crystal	Crystal	155	3,006,130	2,464,001	542,129	258,436	47.7%	318,642	58.8%	61,062	11.3%	87,450	16.1%	170,129	31.4%
VFW Post 4955	Appleton	98	584,702	504,184	80,518	33,472	41.6%	40,783	50.7%	9,047	11.2%	18,329	22.8%	13,410	16.7%
VFW Post 5102	Glencoe	161	372,715	296,667	76,049	34,970	46.0%	40,392	53.1%	10,313	13.6%	19,664	25.9%	10,415	13.7%
VFW Post 5247 Dawson	Dawson	973	164,504	119,017	45,486	20,804	45.7%	21,527	47.3%	2,789	6.1%	14,612	32.1%	4,127	9.1%
VFW Post 5252	Pelican Rapids	2132	1,995,153	1,708,175	286,978	124,592	43.4%	146,795	51.2%	14,713	5.1%	23,583	8.2%	108,499	37.8%
VFW Post 5252 Aux Pelican Rapids	Pelican Rapids	33482	147,344	104,836	42,507	16,325	38.4%	21,585	50.8%	17,824	41.9%	0	0.0%	3,760	8.8%
VFW Post 5460	Watkins	3052	238,305	195,114	43,191	29,071	67.3%	14,632	33.9%	10,166	23.5%	60	0.1%	4,406	10.2%
VFW Post 5462 Waconia	Waconia	411	288,290	217,462	70,737	19,488	27.6%	40,316	57.0%	16,792	23.7%	16,788	23.7%	6,736	9.5%
VFW Post 5518 Elk River	Elk River	1667	1,707,571	1,442,350	265,221	130,363	49.2%	135,712	51.2%	42,785	16.1%	6,186	2.3%	86,741	32.7%
VFW Post 5555 Richfield	Richfield	73	1,153,572	884,835	268,738	129,093	48.0%	140,333	52.2%	4,572	1.7%	91,955	34.2%	43,806	16.3%
VFW Post 5727 Zumbrota	Zumbrota	18	323,098	245,298	77,800	31,054	39.9%	56,488	72.6%	4,332	5.6%	43,912	56.4%	8,245	10.6%
VFW Post 6031 Arlington	Arlington	544	45,662	37,867	7,795	2,655	34.1%	4,558	58.5%	2,506	32.1%	0	0.0%	2,052	26.3%
VFW Post 612 Fergus Falls	Fergus Falls	162	1,040,238	805,675	234,564	149,179	63.6%	105,836	45.1%	38,758	16.5%	35,452	15.1%	31,626	13.5%
VFW Post 6206 Menahga	Menahga	132	424,904	337,104	87,800	45,023	51.3%	33,903	38.6%	9,417	10.7%	13,872	15.8%	10,614	12.1%
VFW Post 6208 Prior Lake	Prior Lake	295	461,218	341,905	119,313	42,779	35.9%	64,640	54.2%	7,572	6.3%	43,879	36.8%	13,189	11.1%
VFW Post 6316	Blaine	1298	1,514,591	1,241,005	273,586	146,724	53.6%	130,545	47.7%	3,135	1.1%	56,626	20.7%	70,784	25.9%
VFW Post 6587 Spring Lake Park	Spring Lake Park	27	618,976	499,456	119,520	85,685	71.7%	34,486	28.9%	4,342	3.6%	11,794	9.9%	18,350	15.4%
VFW Post 6690 Mendota	Mendota	629	915,042	774,652	140,390	84,127	59.9%	60,471	43.1%	8,543	6.1%	19,972	14.2%	31,954	22.8%
VFW Post 6992 Sauk Rapids	Sauk Rapids	424	620,810	472,379	148,430	70,285	47.4%	65,427	44.1%	26,959	18.2%	24,646	16.6%	13,821	9.3%
VFW Post 7050	Melrose	297	114,493	93,464	21,032	16,594	78.9%	7,417	35.3%	3,923	18.7%	391	1.9%	3,102	14.7%
VFW Post 7051 Golden Valley	Golden Valley	159	2,535,475	2,112,385	423,090	196,026	46.3%	242,666	57.4%	27,402	6.5%	74,098	17.5%	141,166	33.4%
VFW Post 723	Baudette	482	335,498	287,323	48,172	33,540	69.6%	23,276	48.3%	3,727	7.7%	12,408	25.8%	7,140	14.8%
VFW Post 7266	New Auburn	521	371,805	284,370	87,450	48,900	55.9%	48,996	56.0%	39,554	45.2%	2,625	3.0%	6,817	7.8%
VFW Post 7555 Roseville	Roseville	17	951,661	778,627	173,034	95,571	55.2%	66,354	38.3%	4,049	2.3%	24,458	14.1%	37,847	21.9%
VFW Post 7557 Ada	Ada	402	170,402	135,528	34,804	18,037	51.8%	18,051	51.9%	854	2.5%	12,602	36.2%	4,595	13.2%
VFW Post 7662	Farmington	53	383,571	317,981	65,592	33,542	51.1%	42,236	64.4%	17,327	26.4%	16,338	24.9%	8,571	13.1%
VFW Post 7664	Maple Lake	183	438,422	354,658	83,767	39,794	47.5%	42,914	51.2%	6,984	8.3%	13,980	16.7%	21,950	26.2%

# FY2011 Lawful (Charitable) Gambling Report to Legislature - Alpha by Organization

Organization Name	City	License #	Gross Receipts	Prizes	Net Receipts	ALLOWABLE EXPENSES		LAWFUL PURPOSE EXPENDITURES							
						TOTAL	%	TOTAL	%	Charitable	%	Other	%	Taxes / Fees	%
VFW Post 7902 Osakis	Osakis	375	1,535,558	1,269,934	265,624	171,130	64.4%	103,144	38.8%	20,083	7.6%	20,208	7.6%	62,853	23.7%
VFW Post 806 Aux Princeton	Princeton	1148	377,701	320,506	57,198	38,334	67.0%	21,734	38.0%	15,485	27.1%	0	0.0%	6,248	10.9%
VFW Post 8144 Hoyt Lakes	Hoyt Lakes	388	118,165	98,392	19,774	14,608	73.9%	17,742	89.7%	3,982	20.1%	11,069	56.0%	2,691	13.6%
VFW Post 8508 Akeley	Akeley	1308	346,707	286,263	60,433	39,734	65.7%	23,779	39.3%	2,752	4.6%	13,912	23.0%	7,116	11.8%
VFW Post 8510 Aux Hibbing	Hibbing	2595	1,084,806	907,453	177,353	127,930	72.1%	57,764	32.6%	15,316	8.6%	2,214	1.2%	40,232	22.7%
VFW Post 8663 Roseau	Roseau	14	562,190	439,859	122,330	73,653	60.2%	51,263	41.9%	21,479	17.6%	17,285	14.1%	12,498	10.2%
VFW Post 8729 Lake City	Lake City	204	478,012	391,338	86,670	50,026	57.7%	40,244	46.4%	4,671	5.4%	24,620	28.4%	10,953	12.6%
VFW Post 8731	Monticello	357	1,802,718	1,487,002	315,716	148,577	47.1%	148,762	47.1%	20,184	6.4%	37,493	11.9%	91,085	28.9%
VFW Post 8752	Cottage Grove	158	803,454	690,275	113,179	61,064	54.0%	56,833	50.2%	9,942	8.8%	22,435	19.8%	24,456	21.6%
VFW Post 906	Hutchinson	125	872,697	689,182	183,519	114,874	62.6%	61,531	33.5%	5,455	3.0%	34,978	19.1%	21,100	11.5%
VFW Post 9073	Randall	166	332,216	267,173	65,043	21,675	33.3%	24,788	38.1%	9,926	15.3%	6,538	10.1%	8,324	12.8%
VFW Post 936 Alexandria	Alexandria	42	1,509,194	1,289,328	219,866	87,800	39.9%	121,816	55.4%	25,546	11.6%	32,082	14.6%	64,187	29.2%
VFW Post 9433 Rosemount	Rosemount	187	469,948	383,768	86,180	53,712	62.3%	28,579	33.2%	8,220	9.5%	9,466	11.0%	10,893	12.6%
VFW Post 9625	Coon Rapids	9	1,308,955	1,091,454	217,501	143,847	66.1%	82,223	37.8%	5,783	2.7%	19,859	9.1%	56,582	26.0%
VFW Post 9641	Littlefork	72	147,083	113,756	33,327	8,746	26.2%	18,869	56.6%	6,111	18.3%	7,996	24.0%	4,762	14.3%
VFW Post 9713	Mankato	38	648,774	550,341	98,431	59,358	60.3%	38,450	39.1%	3,245	3.3%	16,021	16.3%	19,180	19.5%
Vietnam Veterans of America Chapter 639 South	South St. Paul	5497	435,950	359,854	76,096	46,869	61.6%	31,773	41.8%	23,088	30.3%	0	0.0%	8,686	11.4%
Village of Franklin Firemen's Relief	Franklin	4852	135,744	113,233	22,511	12,217	54.3%	22,043	97.9%	19,100	84.8%	0	0.0%	2,943	13.1%
Villard Fire Dept Relief Assoc	Villard	2260	290,578	233,610	56,968	36,656	64.3%	16,352	28.7%	10,425	18.3%	0	0.0%	5,927	10.4%
Voiture 327 40/8 Olmsted County	Rochester	803	555,869	462,972	92,896	52,398	56.4%	48,355	52.1%	36,693	39.5%	875	0.9%	10,787	11.6%
Voyageur Trail Society	Crane Lake	4453	630,360	507,866	122,494	80,663	65.9%	70,185	57.3%	57,000	46.5%	-2,775	-2.3%	15,961	13.0%
Wabasha Fire Relief	Wabasha	4243	49,852	33,607	16,248	4,506	27.7%	11,730	72.2%	10,206	62.8%	0	0.0%	1,524	9.4%
Wabasso Lions Club	Wabasso	2013	96,738	67,527	29,211	9,039	30.9%	16,631	56.9%	13,695	46.9%	0	0.0%	2,937	10.1%
Waconia Fire Dept Relief Assoc	Waconia	2775	483,410	393,854	89,556	55,614	62.1%	22,227	24.8%	12,000	13.4%	0	0.0%	10,227	11.4%
Waldorf Firemen's Relief Assoc	Waldorf	2321	153,969	121,565	32,404	21,668	66.9%	11,835	36.5%	8,200	25.3%	0	0.0%	3,635	11.2%
Walnut Grove Area Loggers	Walnut Grove	36713	88,110	68,962	19,703	10,100	51.3%	4,573	23.2%	1,622	8.2%	0	0.0%	2,951	15.0%
Wanamingo Firefighters Relief Assoc	Wanamingo	5278	136,478	107,421	29,057	14,807	51.0%	16,430	56.5%	12,700	43.7%	0	0.0%	3,730	12.8%
Warren Pony Sports Booster Club	Warren	2599	1,012,470	852,719	159,749	80,749	50.5%	71,701	44.9%	30,500	19.1%	0	0.0%	41,202	25.8%
Warrior Coaches Association Inc	Warroad	33372	102,011	79,450	22,561	15,062	66.8%	9,025	40.0%	6,986	31.0%	0	0.0%	2,039	9.0%
Warroad Area Community Center	Warroad	2889	282,589	231,657	50,934	23,926	47.0%	87,459	171.7%	82,250	161.5%	0	0.0%	5,209	10.2%
Waseca Hockey Association	Waseca	2258	983,073	775,983	207,090	122,375	59.1%	75,529	36.5%	37,700	18.2%	0	0.0%	37,830	18.3%
Waseca Sleigh And Cutter Festival Association	Waseca	33569	142,291	112,428	29,860	21,684	72.6%	11,677	39.1%	7,623	25.5%	0	0.0%	4,054	13.6%
Washburn Amateur Hockey Assoc	Minneapolis	2994	2,729,820	2,139,446	590,370	345,922	58.6%	250,178	42.4%	68,411	11.6%	0	0.0%	181,768	30.8%
Waterford Warriors Snowmobile Club	Northfield	4987	538,558	456,467	82,090	57,176	69.7%	26,867	32.7%	14,100	17.2%	0	0.0%	12,768	15.6%
Watertown Lions Club	Watertown	1473	473,665	389,362	84,304	35,729	42.4%	47,639	56.5%	36,678	43.5%	0	0.0%	10,961	13.0%
Waterville Lions Club	Waterville	2108	1,059,064	848,683	210,381	112,598	53.5%	109,608	52.1%	73,794	35.1%	0	0.0%	35,812	17.0%
Watkins Lions Club	Watkins	1608	264,302	215,071	49,231	23,660	48.1%	18,570	37.7%	13,301	27.0%	0	0.0%	5,269	10.7%
Waverly Lions Club	Waverly	2508	219,210	175,325	43,883	30,788	70.2%	12,495	28.5%	8,934	20.4%	0	0.0%	3,562	8.1%
Wayzata Lions Club	Wayzata	2789	2,292,537	1,976,956	315,581	160,374	50.8%	195,652	62.0%	63,645	20.2%	0	0.0%	132,007	41.8%



## FY2011 Lawful (Charitable) Gambling Report to Legislature - Alpha by Organization

Organization Name	City	License #	Gross Receipts	Prizes	Net Receipts	ALLOWABLE EXPENSES		LAWFUL PURPOSE EXPENDITURES							
						TOTAL	%	TOTAL	%	Charitable	%	Other	%	Taxes / Fees	%
Webster Sports & Recreation Association	Webster	1797	28,330	21,523	6,807	4,614	67.8%	4,631	68.0%	3,867	56.8%	0	0.0%	764	11.2%
Wee Care Childrens Center	Bagley	33962	501,714	415,274	86,440	55,778	64.5%	31,932	36.9%	23,500	27.2%	0	0.0%	8,432	9.8%
Welch Center	Duluth	2306	420,197	344,677	75,520	42,252	55.9%	36,422	48.2%	25,500	33.8%	0	0.0%	10,922	14.5%
Wells Lions Club	Wells	727	149,656	112,822	36,834	25,598	69.5%	11,524	31.3%	8,954	24.3%	0	0.0%	2,570	7.0%
West Central Trailblazers Snowmobile Assoc	Morris	5619	118,828	85,960	32,868	17,525	53.3%	14,251	43.4%	10,910	33.2%	0	0.0%	3,341	10.2%
West Concord Historical Society	West Concord	5622	95,296	73,530	21,766	5,958	27.4%	14,656	67.3%	12,000	55.1%	0	0.0%	2,656	12.2%
West Metro Fire Rescue District Firefighters Relief	Crystal	3272	1,457,161	1,128,586	328,575	206,572	62.9%	113,272	34.5%	57,700	17.6%	0	0.0%	55,572	16.9%
West St. Paul Commercial Club	West St. Paul	1042	3,371,347	2,737,507	633,842	365,798	57.7%	272,192	42.9%	42,286	6.7%	19,828	3.1%	210,078	33.1%
Westbrook Fire Relief Assoc	Westbrook	3444	215,504	174,764	40,740	21,036	51.6%	22,758	55.9%	17,100	42.0%	0	0.0%	5,658	13.9%
Wheaton Fire Dept Relief Assoc	Wheaton	1610	114,217	88,135	26,082	11,983	45.9%	16,469	63.1%	13,500	51.8%	0	0.0%	2,969	11.4%
White Bear Avenue Business Association	North St. Paul	4785	1,988,375	1,684,289	304,086	176,782	58.1%	128,805	42.4%	25,374	8.3%	0	0.0%	103,431	34.0%
White Bear Lake Area Hockey Assoc	White Bear Lake	3111	2,794,214	2,298,606	495,608	280,890	56.7%	206,195	41.6%	40,648	8.2%	0	0.0%	165,547	33.4%
White Bear Lake Basketball Assoc	White Bear Lake	4934	346,536	262,939	83,597	51,473	61.6%	30,620	36.6%	23,640	28.3%	0	0.0%	6,980	8.3%
White Bear Lake Lions Club	White Bear Lake	2378	2,524,190	2,103,813	420,378	242,462	57.7%	178,411	42.4%	32,450	7.7%	0	0.0%	145,961	34.7%
Whitewater Trailblazers Snowmobile Club	St. Charles	5041	137,281	109,558	27,723	15,242	55.0%	30,228	109.0%	5,749	20.7%	21,051	75.9%	3,428	12.4%
Wildlife Habitat Conservation Society of McLeod	Hutchinson	3534	695,788	585,261	110,527	66,295	60.0%	45,939	41.6%	29,935	27.1%	0	0.0%	16,004	14.5%
Williams Firemens Relief Assoc	Williams	4932	102,581	77,277	25,305	8,816	34.8%	18,249	72.1%	15,549	61.4%	0	0.0%	2,700	10.7%
Willow River Commercial Club	Willow River	2353	298,635	250,838	47,797	28,651	59.9%	17,767	37.2%	11,702	24.5%	300	0.6%	5,765	12.1%
Wilmont Lions Club	Wilmont	2525	83,040	65,229	17,811	10,714	60.2%	6,481	36.4%	3,612	20.3%	0	0.0%	2,868	16.1%
Winsted Firemen Relief Association	Winsted	3088	1,166,446	983,329	183,116	102,389	55.9%	82,568	45.1%	37,640	20.6%	0	0.0%	44,928	24.5%
Winthrop Honor Guard	Winthrop	36034	144,848	114,070	30,778	21,098	68.5%	9,690	31.5%	6,188	20.1%	370	1.2%	3,131	10.2%
Wolf Lake Lions Club	Wolf Lake	1807	364,588	290,851	73,739	50,555	68.6%	29,816	40.4%	21,705	29.4%	0	0.0%	8,111	11.0%
Wolf Lake Wolf Pack Baseball Inc	Wolf Lake	2516	1,059,679	882,504	177,176	111,258	62.8%	65,277	36.8%	25,815	14.6%	0	0.0%	39,463	22.3%
Wood City Riders Snowmobile Club	Cloquet	5353	446,386	374,505	71,879	41,023	57.1%	90,606	126.1%	80,845	112.5%	0	0.0%	9,753	13.6%
Woodbury Athletic Assoc	Woodbury	2274	864,399	715,726	148,673	102,440	68.9%	49,122	33.0%	17,096	11.5%	0	0.0%	32,026	21.5%
Worthington Hockey Assoc	Worthington	3054	249,498	162,475	87,026	25,433	29.2%	52,430	60.2%	38,639	44.4%	6,372	7.3%	7,419	8.5%
Worthington Optimist Club	Worthington	2207	548,310	449,875	98,439	58,029	58.9%	39,785	40.4%	26,706	27.1%	0	0.0%	13,079	13.3%
Zimmerman Fire Department Relief Assoc	Zimmerman	2221	1,935,138	1,601,584	333,554	178,051	53.4%	150,914	45.2%	55,210	16.6%	0	0.0%	95,704	28.7%
Zumbro Falls Fire Dept Relief Assoc	Zumbro Falls	2850	191,831	154,593	37,238	32,366	86.9%	12,051	32.4%	7,050	18.9%	0	0.0%	5,001	13.4%
Zumbrota Vol Fire Dept Relief Assoc	Zumbrota	3075	236,486	186,150	50,336	40,112	79.7%	17,999	35.8%	12,700	25.2%	0	0.0%	5,299	10.5%
<b>TOTALS</b>			<b>\$976,308,844</b>	<b>\$796,936,701</b>	<b>\$179,501,792</b>	<b>\$98,844,480</b>	<b>55.1%</b>	<b>\$80,801,642</b>	<b>45.0%</b>	<b>\$32,283,968</b>	<b>18.0%</b>	<b>\$8,068,090</b>	<b>4.5%</b>	<b>\$40,431,452</b>	<b>22.5%</b>