



2011 Transit Report

A Guide to
Minnesota's
Public Transit
Systems

[www.dot.state.mn.us/
transit/reports/
transitreports/11](http://www.dot.state.mn.us/transit/reports/transitreports/11)

Your Destination...Our Priority



2011 Transit Report: A Guide to Minnesota's Public Transit Systems

Prepared by the Minnesota Department of Transportation with
assistance from the Metropolitan Council in compliance with
Minnesota Statute 174.247

Published by the Minnesota Department of Transportation, Office of Business
and Support Services, Reprographic Services Unit, December 2011, St. Paul, Minnesota

Minnesota Department of Transportation

Office of Transit

395 John Ireland Boulevard, MS 430

St. Paul, MN 55155

651-366-4191 (Telephone)

651-366-4192 (Fax)

This full report is available online at: www.dot.state.mn.us/transit/reports/transitreports/11/. To request this document in an alternative format, please contact the Affirmative Action Office at 651-366-4718 or 1-800-657-3774 (Greater Minnesota); 711 or 1-800-627-3529 (Minnesota Relay). You may also send an e-mail to ADArequest.dot@state.mn.us. (Please request at least one week in advance).



Minnesota Department of Transportation
395 John Ireland Boulevard
Saint Paul, MN 55155

December 2011

Dear Citizens of Minnesota,

I am pleased to share with you the 2011 Transit Report for the state of Minnesota.

The report highlights transit accomplishments from the last year; lists ridership, financial and performance information; and provides a snapshot of every public transit organization in the state. Minnesota Statute 174.247 defines the required content of this report.

Minnesota transit systems had several notable accomplishments since the 2010 Transit Report:

- Three bus facilities in Greater Minnesota completed construction with funding from the American Recovery and Reinvestment Act.
- The Central Corridor Light Rail Transit project received a full funding grant agreement from the Federal Transit Administration and the Southwest Corridor LRT project received permission from the FTA to enter the preliminary engineering phase.
- Twelve Greater Minnesota regions completed local human service transit coordination plans. The plans identify strategies to maximize efficiency of publicly-funded transportation services through coordinating human service and transit resources.
- Public transit ridership in Minnesota exceeded 100 million trips, with more than 11 million in Greater Minnesota and nearly 91 million in the Twin Cities Metro Area.

Please review this report to learn more about Minnesota's public transit programs. The 2011 Transit Report and additional information are available on MnDOT's website:

www.mndot.gov/transit/

Sincerely,

A handwritten signature in black ink, reading "Thomas K. Sorel".

Thomas K. Sorel
Commissioner

An Equal Opportunity Employer



Table of Contents

Annual Transit Report Legislation..... i

State of the Industry

Introduction	1
Purpose of the Annual Report.....	2
Decade in Review	2
<i>Performance of Greater Minnesota Transit</i>	
<i>Counties Served 2000-2010</i>	
<i>Federal and State Funding for Transit</i>	
<i>Federal Funding Programs for Public Transit</i>	
<i>Federal Programs Support Local Transit Operating</i>	
<i>and Capital Projects</i>	
<i>State Funding Programs for Public Transit</i>	
<i>Looking Forward: 2012-2013 State Public Transit</i>	
<i>Assistance</i>	
<i>Continued Challenge of Financial Uncertainty</i>	
Major Accomplishments in 2010	10
<i>Urban JARC Projects Produce High Ridership</i>	
<i>Northstar Link Commuter Coach Connects Big</i>	
<i>Lake and St. Cloud</i>	
<i>Minnesota Council on Transportation Access</i>	
<i>Established</i>	
<i>Volunteer Driver Programs in Rural Minnesota</i>	
<i>Intercity Bus Routes Achieve Profitability</i>	
Planning for Future Needs	13
<i>Establishment of Greater MN Public Transit</i>	
<i>Providers Advisory Committee</i>	
<i>Coordination Efforts at the Local Level Ramp Up</i>	
<i>Between Human Service and Public Transit</i>	
<i>Providers</i>	
<i>Increased Transportation Demand Impetus for</i>	
<i>Commuter Behavior Study in St. Cloud Area</i>	
<i>Major Redesign of Mankato Transit Kicks Off</i>	
<i>Operating and Capital Funding Requirements to</i>	
<i>Meet Future Transit Needs</i>	
Conclusion	17

Greater Minnesota Fact Sheets

Albert Lea Transit.....	19
Arrowhead Transit.....	20
Austin-Mower County Area Transit	21
Becker County Transit	22
Benson Heartland Express	23
Brainerd & Crow Wing Public Transit.....	24
Brown County Heartland Express	25
Chisago-Isanti County Heartland Express	26
Cottonwood County Transit	27
Dawson Heartland Express	28
Duluth Transit Authority-Regular Route	29
Duluth Transit Authority-STRIDE	30
East Grand Forks Transit-Regular Route.....	31
East Grand Forks Dial-A-Ride.....	32
FAR North Public Transit	33
Faribault County Prairie Express	34

Faribault Flyer.....	35
Fosston Transit.....	36
Granite Falls Heartland Express.....	37
Grant County Alpha Transit	38
Hibbing Area Transit.....	39
Hubbard County Heartland Express	40
Kandiyohi Area Transit	41
La Crescent Apple Express	42
Le Sueur Heartland Express	43
Lincoln County Heartland Express	44
Mahnomen County Heartland Express.....	45
Mankato-Greater Mankato Transit System.....	46
Martin County Express	47
Meeker County Public Transit	48
Montevideo Transit	49
Moorhead Metropolitan Area Transit	50
Moorhead Metropolitan Area Transit	
Paratransit	51
Morris Transit.....	52
Murray County Heartland Express	53
Northfield Transit	54
Paul Bunyan Transit	55
Pine River Ride With Us Bus.....	56
Pipestone County Transit	57
Prairie Five Rides	58
Prairieland Transit	59
Rainbow Rider Transit	60
Red Lake Transit	61
Renville County Heartland Express	62
RiverRider Public Transit.....	63
Rochester Public Transit-Regular Route	64
Rochester Dial-A-Ride.....	65
Rock County Heartland Express	66
St. Cloud Metro Bus-Fixed Route	67
St. Cloud Metro Bus-Dial-A-Ride	68
St. Peter Transit.....	69
SEMCAC Transportation	70
Steele County Area Transit	71
Stewartville Heartland Express.....	72
Three Rivers Hiawathaland Transit	73
Timber Trails Public Transit.....	74
Trailblazer Transit.....	75
Transit Alternatives	76
Tri-CAP Transit Connection.....	77
Tri-Valley Heartland Express	78
Wadena County Friendly Rider Transit	79
Watonwan Take Me There	80
Western Community Action-Community	
Transit.....	81
Winona Transit Service	82

Metropolitan Area Fact Sheets

Laker Lines	83
Maple Grove Transit	84

Metro Mobility	85
Metro Transit-Commuter Rail	86
Metro Transit-Light Rail	87
Metro Transit-Regular Route Bus	88
Metropolitan Council Contracted Services- Regular Route Bus	89
Metropolitan Council Contracted Services- Transit Link	90
Metropolitan Council Contracted Services- Vanpool	91
Minnesota Valley Transit Authority	92
Plymouth Metrolink	93
Ramsey Star Express	94
Rush Line	95
Shakopee Transit	96
Southwest Transit	97
University of Minnesota Transit	98

Other Transit Fact Sheets

Jefferson Lines	99
-----------------------	----

Elderly and Persons with Disabilities Capital Program

Section 5310 Organizations	100-107
----------------------------------	---------

Financial Statistics

2010 Operating Expenditures Summary	109
Greater Minnesota Transit Systems	
2010 Operating Expenditures	110-112
2010 Capital Expenditures	113-114
2011 Operating Budget	115-117
Metropolitan Area Transit Systems	
2010 Operating Expenditures	118
2010 Capital Expenditures	119-120
2011 Operating Budget	121
Intercity Bus – Expenditures	
2010 Expenditures	122
2011 Budget	122
JARC/New Freedom Programs	
2010 Recipients	122-123

Operating Statistics

2010 Ridership and Revenue Hours	
Summary	125
Greater Minnesota Transit Ridership	126-127
Greater Minnesota Transit Revenue Hours	128-129
Greater Minnesota Transit Indicators	130-131
Twin Cities Metro Area Transit Ridership	132
Twin Cities Metro Area Transit Revenue Hours	133
Twin Cities Metro Area Transit Indicators	134

Glossary	135-139
-----------------------	---------

Tables

Table I	2011 Federal Funding for MN Transit	7
Table II	Transit Funding for 2012-2013 Biennium	9
Table III.a	Greater MN Public Volunteer Driver Program Statistics	11
Table III.b	Greater MN JARC and NF Volunteer Driver Program Statistics	11
Table IV	Cost to Meet 100% of Projected Transit Needs 2011-2016	15
Table V	Cost to Meet 100% of Projected Transit Needs 2011-2030	16
Table VI	Cost to Meet Legislative Targets: 2015 and 2025	16

The Transit Report has been published annually since 1983. Information is compiled by existing staff and the document is printed in-house and posted on the web. Tracked and reported per Minn. Stat. 3.197, the total cost for preparing the 2011 Transit Report, including MnDOT staff time and reproduction expenses, was \$14,475.94.

Annual Transit Report Legislation – 174.247

From the Legislation	Location in 2011 Transit Report	Page
(a) By February 15 annually, the commissioner shall submit a report to the legislature on transit services outside the metropolitan area. The Metropolitan Council and any public transit system receiving assistance under section 174.24 shall provide assistance in creating the report, as requested by the commissioner.		
(b) The report must include, at a minimum, the following:		
(1) a descriptive overview of public transit in Minnesota;	State of the Industry – · <i>Introduction</i>	1
(2) a descriptive summary of funding sources and assistance programs;	State of the Industry – · <i>Federal and State Funding for Transit</i> · <i>Major Accomplishments</i>	5 10
(3) a summary of each public transit system receiving assistance under section 174.24;	Fact Sheets	19-99
(4) data that identifies use of volunteers in providing transit service;	State of the Industry – · <i>Major Accomplishments</i> · <i>Volunteer Driver Programs in Rural Minnesota</i>	10 11
(5) financial data that identifies for each public transit system and for each transit system classification under section 174.24, subdivision 3b:		
(i) the operating and capital costs;	Financial Statistics	109-123
(ii) each of the funding sources used to provide financial assistance; and	Financial Statistics	109-123
(iii) for federal funds, the amount from each specific federal program under which funding is provided;	State of the Industry – · <i>Major Accomplishments</i> Financial Statistics	10 109-123
(6) a summary of the differences in program implementation requirements and aid recipient eligibility between federal aid and state sources of funds;	State of the Industry – · <i>Federal and State Funding for Transit</i>	5
(7) in each odd-numbered year, an analysis of public transit system needs and operating expenditures on an annual basis, which must include a methodology for identifying monetary needs, and calculations of:		
(i) the total monetary needs for all public transit systems, for the year of the report and the ensuing five years;	State of the Industry – · <i>Federal and State Funding for Transit</i> · <i>Planning for Future Needs</i>	5 13
(ii) the total expenditures from local sources for each transit system classification;	Financial Statistics	109-123
(iii) the comprehensive transit assistance percentage for each transit system classification, which equals (A) the expenditures identified under clause (7), item (ii), for a transit system classification, divided by (B) the amounts identified under subitem (A), plus the sum of state sources of funds plus federal funds provided to all transit systems in that classification; and	Financial Statistics	109-123
(iv) the amount of surplus or insufficient funds available for paying capital and operating costs to fully implement the greater Minnesota transit investment plan under section 174.24, subdivision 1a.	State of the Industry – · <i>Federal and State Funding for Transit</i> · <i>Planning for Future Needs</i>	5 13

This page intentionally left blank.

State of the Industry

Introduction

Minnesota's public transit systems provide transportation alternatives to driving alone and allow all citizens to participate fully in the state's communities and economy. Minnesota has a statutory goal to provide transit services to all counties in the state to meet the needs of transit users (Minnesota Statutes, Section 174.01). Transit services are funded through a financial partnership that includes local, state and federal participation.

In Minnesota, state and federal funding for public transit systems is administered by the Metropolitan Council and the Minnesota Department of Transportation. In the seven county Twin Cities metropolitan area, the Transportation Division of the Metropolitan Council is charged with planning, coordinating and administering transit services to meet the needs of Twin Cities residents. MnDOT's Office of Transit is responsible for administering financial assistance to public transit systems in Greater Minnesota, which includes all 80 counties outside the metropolitan area.

The Metropolitan Council's statutory transit goals are defined in Minnesota Statutes, Section 473.371:

- Provide, to the greatest feasible extent, a basic level of mobility for all people in the metropolitan area;
- Arrange to the greatest feasible extent for the provision of a comprehensive set of transit and paratransit services to meet the needs of all people in the metropolitan area;
- Cooperate with private and public transit providers to assure the most efficient and coordinated use of existing and planned transit resources; and
- Maintain public mobility in the event of emergencies or energy shortages.

The statutory purpose of MnDOT's Public Transit Participation Program is found in Minnesota Statutes, Section 174.21:

- Provide access to transit for persons who have no alternative mode of transit available;
- Increase the efficiency and productivity of public transit systems;
- Alleviate problems of automobile congestion and energy consumption and provide desirable land use where such activities are cost-effective;
- Maintain a state commitment to public transportation; and,
- Meet the needs of individual transit systems to the extent they are consistent with the other objectives stated above.



Minnesota Statutes Section 174.247

The legislation governing the Annual Transit Report can be viewed [here](#).

Purpose of the Annual Report

This report is published on an annual basis to provide citizens and elected officials an overview of public transit services available in Minnesota. This annual report includes a fact sheet on every state-supported public transit system in Minnesota and highlights the following public transportation topics:

- Major accomplishments
- Financial and operational statistics
- Trends in levels of service, the cost of service, ridership and funding

This report also serves to comply with the terms of Minnesota Statutes, Section 174.247 requiring that MnDOT annually analyze, compile and publish financial information for state-supported transit systems. The chart on page i itemizes specific statutory guidelines for the Transit Report and indicates which sections meet the requirements of this legislation.

Decade in review

Demographic trends from the last 10 years and projections for the next 20 years show that Greater Minnesota's mobility needs are changing. Population is increasing in many areas across Greater Minnesota, with the majority of growth occurring immediately north and northwest of the Twin Cities. In addition, the share of Greater Minnesota's population that is elderly is growing as the baby boomers get older. Minnesota's population as a whole is becoming more diverse, with a 75 percent increase in the Hispanic population since 2000.

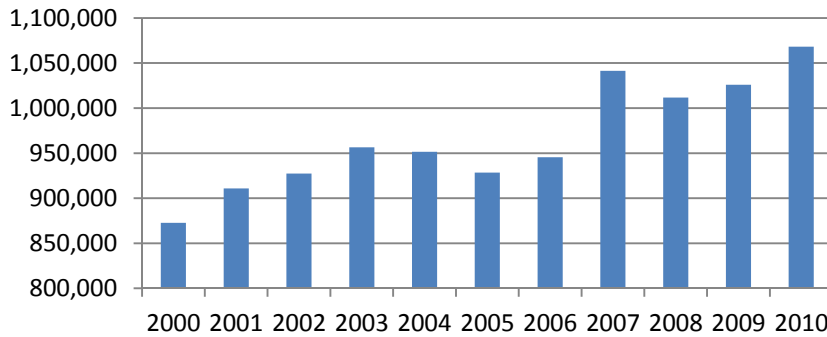
Performance of Greater Minnesota transit

Greater Minnesota transit has gone through a lot of changes in the past 10 years, including new or expanded transit systems, four new counties with countywide transit service and an increasing emphasis on performance measures. Rainbow Rider (Douglas, Stevens, Pope, and Traverse counties) was the first rural transit system in the state to purchase and operate hybrid buses, and the Duluth Transit Authority and Rochester Transit embraced Google Transit (the transit trip planner in Google Maps). In 2010, all transit systems completed plans for people with limited-English proficiency to ensure meaningful access to public transportation services.

This section explores the changes over the past decade in basic transit indicators that MnDOT's Office of Transit uses to measure transit cost-effectiveness and customer service. In particular, this section examines ridership, cost per ride, rides per hour, and revenue hours.

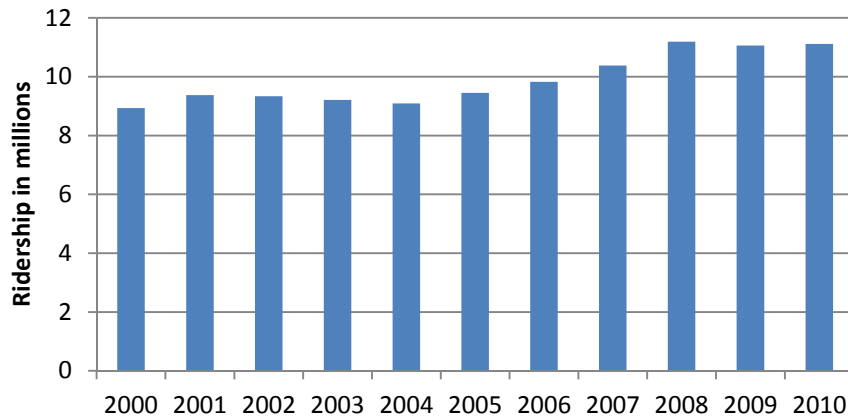
The total number of hours of service that Greater Minnesota transit provided has increased by almost 200,000 hours over the past 10 years. In 2000, Greater Minnesota transit systems provided 872,679 hours of service compared to 1,068,102 hours in 2010.

Greater MN Revenue Hours 2000-2010



Despite declining in the first part of the decade, Greater Minnesota ridership rose steadily between 2004 and 2008. The record high ridership was in 2008 at 11.2 million passengers per year. In 2010, ridership remained consistent at 11.1 million passengers per year.

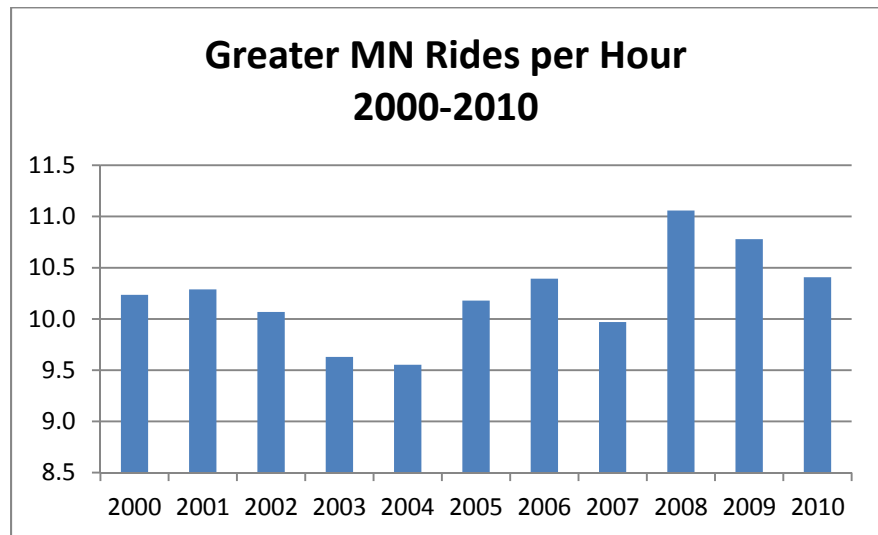
Greater MN Ridership 2000-2010



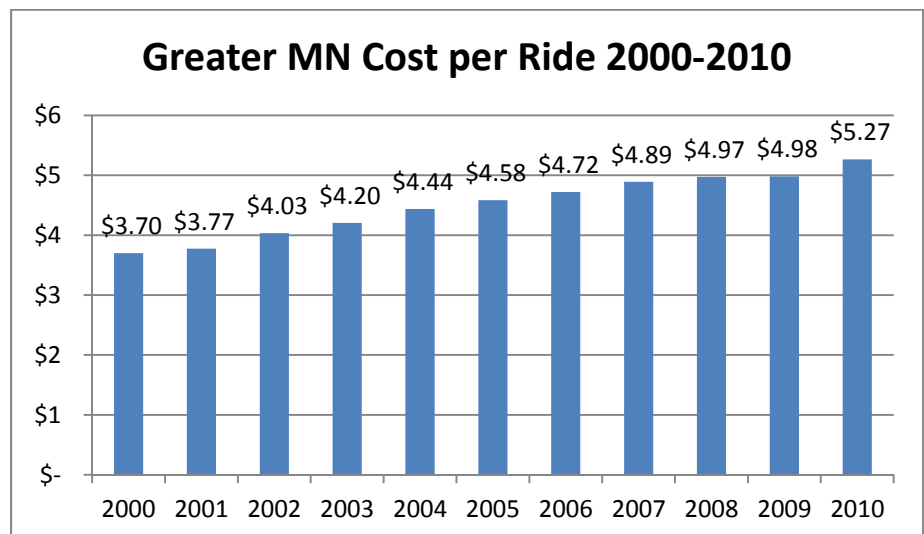
In general, the number of rides that Greater Minnesota transit provided per hour of transit service varied between 9.5 and 11 rides. MnDOT established performance guidelines (see table below) for rides per hour by type of transit system to encourage efficient use of transportation funding. These productivity guidelines are used when reviewing applications for public transit funding.

Passenger Productivity Guidelines

Services Type	Rides/Hour
ADA Demand Response	3
Fixed Route	15-20
Rural Demand Response	5
Rural Route Deviation	5
Small Urban Demand Response	5
Small Urban Route Deviation	8



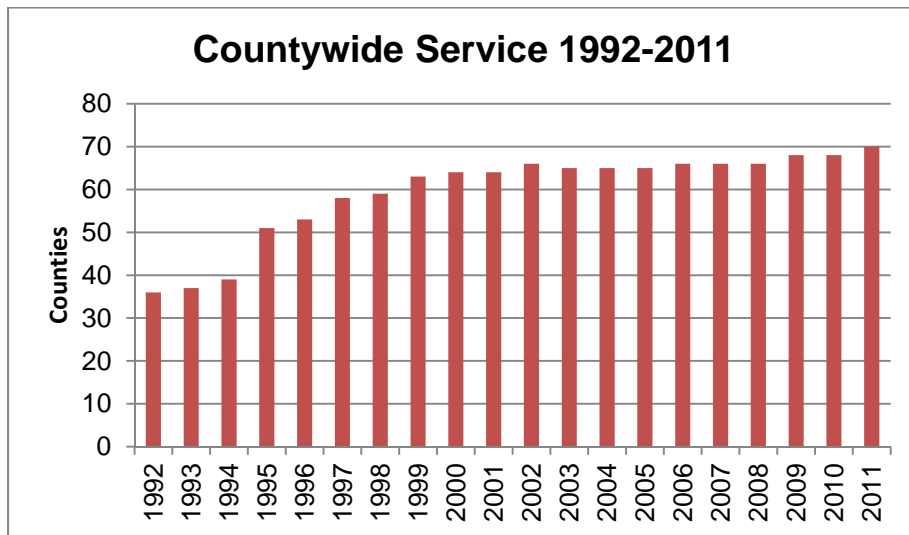
While the average cost per ride in Greater Minnesota rose since 2000, it has stayed at or below the rate of inflation (approximately 3 percent). In 2010, across all types of transit systems, the average cost per ride for a transit trip in Greater Minnesota was \$5.27.



Counties served – 2000 through 2010

One of Minnesota's statutory goals is to provide transit services to all counties in the state. Minnesota began the millennium with 64 counties (out of the 80 Greater Minnesota counties) with countywide service. Through gradual expansions of existing transit systems or creation of new transit systems, Minnesota added service in four more counties. The decade finished with countywide service in 68 out of 80 Greater Minnesota counties.

The trend is even more dramatic when compared to countywide transit availability during the 1990s.



Federal and state funding for transit

Federal and state funding levels directly impact the size of transit system budgets. To help constituents identify how these funds are used, Minnesota Statutes, Section 174.247 (b) (6) requires that the annual Minnesota Transit Report include, "a summary of the differences in program implementation requirements and aid recipient eligibility between federal aid and state sources of funds." The following two sections outline how federal and state funding mechanisms are applied toward Minnesota public transit.

Number of Minnesota Public Transit Systems (2010)

59 in Greater Minnesota

22 in the Twin Cities metropolitan area

1 Commuter Rail route (Northstar)

1 Light Rail route (Hiawatha)

2010 Minnesota Public Transit Ridership

102.1 million
Total passenger trips

91 million Twin
Cities metro area
passenger trips

11.1 million
Greater Minnesota
passenger trips

Federal funding programs for public transit

Urbanized areas, defined by the U.S. Census as places with populations greater than 50,000, are eligible to receive Federal Transit Administration Section 5307 Urbanized Area Formula program funds. Each of Minnesota's seven eligible metropolitan areas receives these funds. The Section 5307 program allows areas with populations greater than 50,000 but less than 200,000 to spend funds on capital, planning and operating; Fargo-Moorhead, Grand Forks-East Grand Forks, La Crosse-La Crescent, Rochester, Duluth and St. Cloud receive these funds. For areas with populations greater than 200,000, federal assistance is available for capital and planning funds only. The seven-county Twin Cities metropolitan area falls in this funding category.

Metropolitan areas directly receive all Section 5307 funds as grants from the FTA. As direct recipients of federal funds, metropolitan areas are directly responsible to the FTA for compliance with federal laws and regulations.

Rural and small urban areas, defined by the U.S. Census as places with populations less than 50,000, are eligible for Section 5311 Non-urbanized Area Formula program funds. Eligible subrecipients include states or registered tribes. In 2010, 53 subrecipients received funds administered by MnDOT. Eligible recipients include local government authorities, non-profit organizations or operators of public transportation or intercity bus service. This program supports transit systems in both Greater Minnesota and in rural areas of the seven-county Twin Cities metropolitan area. These funds are available for transit capital and operating assistance.

As the direct federal recipient of all Section 5311 funds, MnDOT solicits applications for funding, selects recipients and enters into grant contracts with recipients. MnDOT is responsible for monitoring federal regulatory compliance by all Section 5311 recipients in Greater Minnesota and the Twin Cities metropolitan area.

Federal programs support local transit operating and capital projects

Section 5307 and 5311 programs constitute the majority of federal transit funding in Minnesota and provide operating and capital support through formula grants to large urban, small urban and rural areas. In total, 2011 federal fiscal year funding through Section 5307 and 5311 programs provided more than \$68 million to assist public transportation in Minnesota. Other federal programs focus on specialized services, such as the Section 5310 formula grants for elderly individuals and individuals with disabilities.

Table I depicts federal transit funding that Minnesota transit systems use and the total dollars provided by each program in federal FY 2011.

Table I. 2011 Federal Funding for Minnesota Transit

Program	Total Dollars	Program Description
5307	\$55,768,437	Urbanized Area Formula Program: Operating and capital assistance for public transportation in urban areas (including Duluth, East Grand Forks, La Crescent, Moorhead, Rochester, St. Cloud and metropolitan Twin Cities)
5309	\$45 million	New Starts: Capital Funding for fixed guideway transportation investments
	\$13,278,719	Fixed Guideway Modernization Program: Capital projects to modernize or improve existing fixed guideway systems
	\$4 million	Discretionary Grant Program: State of Good Repair, TIGGER, Bus Livability, etc.
Flexible Funds - FHWA	\$22,756,655	Congestion Mitigation and Air Quality: Funding for transit capital projects
	\$2,374,195	Surface Transportation Program: Funding for transit capital projects in Minnesota
5311	\$12,751,576	Non-urbanized Area Formula Program: Capital and operating funding for small urban and rural areas; includes intercity bus transportation
5311(b)(3)	\$178,937	Rural Transit Assistance Program: Funding for research, training and technical assistance for transit operators in non-urbanized areas
5310	\$1,996,543	Elderly Individuals and Individuals with Disabilities Capital Program: Capital assistance grants for organizations that serve elderly and/or persons with disabilities
5316	\$1,809,522	Job Access & Reverse Commute Formula Program: Funding for projects that transport low-income individuals to employment
5303/5304	\$1,311,752	Metropolitan Transportation Planning Program: Planning activities and technical assistance for public transit services
	\$262,388	State Transportation Planning Program: Planning activities, technical studies and cooperative research
5317	\$1,204,058	New Freedom Formula Program: Funding for transportation projects that go beyond ADA requirements for persons with disabilities

Minnesota Section 5307 and 5311 formula programs received more than \$68 million in federal support in 2011.



Transportation Planning in the Twin Cities

The [Metropolitan Council's 2030 Transportation Policy Plan](#) was adopted on November 10, 2010.

State funding programs for public transit

State funding for public transit is appropriated from the General Fund and from a percentage of Motor Vehicle Sales Tax revenue. The Metropolitan Council administers a portion of these funds to provide transit service in the seven-county Twin Cities metropolitan area. MnDOT administers the remaining portion of these funds to provide public transit services outside the seven-county Twin Cities metropolitan area.

MnDOT disburses funds for Greater Minnesota transit through the **Public Transit Participation Program**. Greater Minnesota public transit providers apply annually for funding that may be used for operating, capital and planning activities. Eligibility is determined by Minnesota Statutes, Section 174.24, which states that, "Any legislatively established public transit commission or authority, any county or statutory or home rule charter city providing financial assistance to or operating public transit, any private operator of public transit, or any combination thereof is eligible to receive financial assistance through the Public Transit Participation Program."

State law requires local participation in funding public transit services in Greater Minnesota. A statutory fixed-share funding formula sets a local share of operating costs by system classification as follows:

Elderly and Disabled	15%
Rural (population less than 2,500)	15%
Small Urban (population 2,500-50,000)	20%
Urbanized (population more than 50,000)	20%

State and federal funding for public transit covers the remaining 80 or 85 percent of operating costs awarded through the Public Transit Participation Program.

Looking forward: 2012-2013 state public transit assistance

The level of service that Minnesota transit systems can provide is closely tied to the amount of funding provided by the state. In 2010, state funding covered approximately 56 percent of transit system operating costs in Minnesota. State funding for transit is determined by the Minnesota Legislature, which appropriates transit funding from the general fund on a biennial basis and sets the percentage of MVST revenue dedicated to public transit. For fiscal years 2012 and 2013, the legislature appropriated a total of \$108,122,000 from the General Fund for public transit in both Greater Minnesota and the Twin Cities metropolitan area. In addition, an estimated \$447,221,000 in MVST revenues will be used for public transit during the biennium. Table II illustrates state transit funding for the 2012-2013 biennium.

Table II. Transit Funding for 2012-2013 Biennium (dollars in thousands)

	2012	2013	Total
Greater MN Transit			
Public Transit Assistance (General Fund)	15,023	15,023	30,046
Greater MN Transit Account (MVST)*	21,428	24,047	45,475
Greater MN Transit Account (Leased MVST revenues from FY2011)*	5,206	++	5,206
<i>Greater MN Total</i>	41,657	39,070	80,727
Metro Area Transit			
Public Transit Assistance (General Fund)	39,038	39,038	78,076
Metro Area Transit Account (MVST)*	192,852	203,688	396,540
<i>Metro Area Total</i>	231,890	242,726	474,616
Statewide Total	273,547	281,796	555,343

*These figures per Minnesota Management and Budget Forecast, February 2011.

*These figures per Minnesota Management and Budget figures provided in July 2011.

++No data available.

Continued challenge of financial uncertainty

The 2011 special legislative session produced a transportation finance bill for the 2012-13 biennium that reduced the appropriations for transit from the general fund for both the Minneapolis/St. Paul metropolitan area and Greater Minnesota. Transit in the Metro Area will receive \$39,038,000 per year from the General Fund in the biennium. This covers both bus and light rail transit and is \$25,932,000 per year below the combined base appropriation levels for bus and light rail transit listed in the 2010 special session budget law. Similarly, Greater Minnesota transit will receive \$15,023,000 per year, \$1,269,000 less than its base appropriation level.

MVST revenues supply the remainder of state funding for public transit. Greater Minnesota transit received approximately 4.75 percent of MVST revenues in FY 2010. It received 4 percent in FY 2011 and will continue receiving 4 percent in future years. Metro area transit received approximately 31.5 percent of MVST revenues in FY 2010, 35.25 percent in FY 2011 and 36 percent in future years.

Who are Greater Minnesota transit riders?

A 2010 onboard survey conducted on all Greater Minnesota public transit systems found the following:

- 62 percent of respondents have household incomes less than \$20,000.
- 51 percent of respondents do not have a driver's license.
- More than 50 percent of respondents ride transit at least five days per week and 86 percent ride at least twice per week.

The Minnesota Public Transit Association annually honors colleagues and public officials for delivering excellent transit service. 2011 winners were:

Distinguished Career,
Mark Hoisser,
DARTS
Robert “Bob” Gibbons, Metro Transit

Transit Professional of the Year, **Tony Kellen,** St. Cloud Metro Bus

Management Innovation,
Metro Transit & Southwest Transit

Minnesota Bus Operator of the Year, **Jennifer Ansaripour,** Minnesota Valley Transit Authority

Transit System of the Year, **Minnesota Valley Transit Authority**

Unfortunately, cuts in the general fund were accompanied by wide fluctuations in MVST revenues versus that forecasted. For example, the downturn in the economy resulted in FY 2011 MVST revenues that were 22 percent lower than Minnesota Management and Budget's February 2010 forecasts. MnDOT based the value of calendar year 2011 Greater Minnesota public transit grants on the February 2010 MVST forecast and will spend more than \$6 million in reserve funds to cover the full amount of those grant contracts.

A complicated formula that dedicates a portion of leased MVST revenues to Greater Minnesota transit further adds to the uncertainty. It was not determined until July 2011 that this source produced \$5,205,000 in FY 2011 that can be spent in FY 2012. It is extremely difficult to forecast how much, if any, will be available in future years.

As shown above, MMB's November 2011 forecast projects that MVST revenues for transit will increase in 2012 and 2013. For transit systems to maintain current service levels, transit funding must increase at the same rate as inflation. To provide more transit service in the future, transit needs even greater increases in funding. Recent years suggest that future general fund appropriations toward transit will remain static or decrease. MVST funding will be a determining factor in transit systems' ability to maintain or expand levels of service in the future.

Major accomplishments in 2010

This section describes major accomplishments from the past year.

Urban JARC projects produce high ridership

Duluth Transit Authority, Moorhead MAT and St. Cloud MetroBus used Job Access and Reverse Commute funding to increase access to jobs for low income people. These fixed route transit services were incorporated into their public transit services but are reported separately in this report (see fact pages and financial/ operating statistics) because of the different funding stream. These systems experienced notable ridership figures on routes funded by the JARC program.

2010 Urban JARC Ridership

Transit System/Route Name	Ridership
St. Cloud Metro Bus/ Route 75	18,537
St. Cloud Metro Bus/ Sunday	66,909
Duluth Transit Authority/ Routes 18 and 20	105,277
Moorhead MAT/ Summer Routes	17,188
TOTAL	207,911

Northstar Link Commuter Coach connects Big Lake and St. Cloud

The Northstar Commuter Link provides bus service between St. Cloud and Big Lake, the terminus of the Northstar Commuter Rail. This connecting service is operated by St. Cloud Metro Bus under contract

with the Northstar Corridor Development Authority. The first full year of 7-day per week operations occurred in 2010, helping the service build ridership. The Northstar Link also added service for Minnesota Twins home games in June 2010. Ridership surpassed 26,000 rides in 2010.

Minnesota Council on Transportation Access established

The Minnesota Council on Transportation Access (the Council) was established by the Minnesota State Legislature in 2010. It succeeds the Interagency Committee on Transit Coordination, which was established by former Governor Tim Pawlenty in 2005. The Council's mission is working together to remove obstacles preventing the successful coordination of transportation programs and resources. Thirteen agencies and organizations are part of the Council, which is tasked with duties in the following areas:

- Vehicle and client sharing
- Cost sharing and purchasing
- Communication and coordinated planning
- Reporting and evaluation
- Research and demonstration projects

A notable accomplishment in early 2011 includes documenting successful local coordination practices to aid the local coordination planning process.

Volunteer driver programs in rural Minnesota

Several Greater Minnesota transit systems supplement their public transit services with individual rides provided by volunteers. These rides are available to the general public.

Table III.a 2010 Greater Minnesota Public Volunteer Driver Program Statistics

Public transit systems that operate public volunteer driver programs	15
Passenger Trips Delivered	44,254
Miles Travelled	1,469,471

In addition, three JARC and New Freedom programs operate volunteer driver programs. These rides are available to customers who meet eligibility criteria.

Table III.b 2010 Greater Minnesota JARC and NF Volunteer Driver Program Statistics

JARC and NF Programs that operate volunteer driver programs	3
Passenger Trips Delivered	53,900
Miles Travelled	972,829

Minnesota Council on Transportation Access (MCOTA) Representatives:

- Office of the Governor
- Minnesota State Council on Disability
- Minnesota Public Transit Association
- Minnesota Dept. of Transportation
- Minnesota Dept. of Human Services
- Minnesota Dept. of Health
- Metropolitan Council
- Minnesota Dept. of Education
- Minnesota Dept. of Veterans Affairs
- Minnesota Board on Aging
- Minnesota Dept. of Employment and Economic Development
- Minnesota Dept. of Commerce
- Minnesota Management and Budget



Drivers' skills are tested at the annual Bus Rodeo.

Winner from the 2011 Bus Rodeo, held in St. Cloud, are listed below:

Large Bus Winners

1st Place: Ken Rakke
St. Cloud Metro Bus

2nd Place: Aaron
Marshall
St. Cloud Metro Bus

3rd Place: Paul Mattson
Duluth Transit Authority

Small Bus Winners:

1st Place: Todd DeZurik
St. Cloud Metro Bus

2nd Place: Bryan Thiele
Meeker Public Transit

3rd Place: Daniel
Wennekamp
St. Cloud Metro Bus

Driver's Choice Award:

Duane Beckman
Semcac Transportation

Tri-CAP Transit Connection, funded through the New Freedom program, operates a mobility management program with a volunteer driver component. In 2010, Tri-CAP's volunteer drivers provided over 35,000 passenger trips in approximately 600,000 miles for an average trip length of 18 miles.

Intercity bus routes achieve profitability

MnDOT provides operating assistance to support rural intercity bus service within Minnesota. Since 2008, the revenue to cost ratio for Minnesota's subsidized intercity bus routes has improved annually, increasing from an average of 60 percent to 66 percent in 2009 and to 68 percent in 2010. This steady growth in ridership and revenues for the current recipient of Section 5311(f) funding, Jefferson Lines, has meant that three corridors have reached profitability and thus will no longer receive federal funding for Fiscal Year 2012 and 2013 (July 1, 2011-June 30, 2013). This notable accomplishment has occurred on the following routes:

- Minneapolis to Sioux Falls (701 and 702)
- Minneapolis to Wadena (929 and 930)
- Minneapolis to Duluth (911 and 912)
- Minneapolis to Duluth (908 and 905)

Jefferson Lines attributes this growth to increased marketing efforts, improved equipment and amenities, finding the right time schedule and connections, price of gasoline, the duration of operation, and direct campus service. Of these three corridors, the Minneapolis to Duluth corridor has the highest percentage of students and college related riders. The student market is much easier to access and communicate with than the non-student market.

Route Name and Number	Passengers per Trip (Year Route Began)	2011 Passengers per Trip
Minneapolis to Sioux Falls (701 and 702)	16 (2003)	40
Minneapolis to Wadena (929 and 930)	24 (2008)	40
Minneapolis to Duluth (911 and 912)	6 (2009)	30
Minneapolis to Duluth (908 and 905)	10 (2007)	40

Intercity bus service in Minnesota, as with the rest of the country, began a steady decline in the late 1960's. In Minnesota, the number of operators declined from six in 1994 to two by 2011. MnDOT seeks to maintain a basic framework of service that would allow persons from every part of the state to have access to the national intercity bus network.

Planning for future needs

This section describes some of the transit planning initiatives that MnDOT is currently undertaking to better plan for the future.

Establishment of Greater Minnesota Public Transit Providers Advisory Committee

In early 2011, MnDOT established the Greater Minnesota Public Transit Providers Advisory Committee. The committee is composed of transit system directors from around Greater Minnesota and meets quarterly at locations that rotate around the state. The purpose of the committee is to provide greater transparency in how MnDOT is making funding decisions and operational recommendations. It is also a forum for transit operators to bring up issues of mutual concern. Recommendations from 2011 led to modifications to MnDOT's public transit database.

Coordination efforts at the local level ramp up between human service and public transit providers

Human Service Public Transit Local Coordination Plans are required by federal law and were first created in Minnesota in 2006. To be eligible for Section 5310, 5316, and 5317 funding streams (described in Table I on page 7), potential projects must be identified in a local coordination plan. These plans were updated in 2011 and the planning effort accomplished the following:

- Surveyed current transportation providers and services
- Discussed transportation needs among the elderly, persons with disabilities, and people with low incomes
- Identified strategies to address those needs
- Established implementation priorities among projects and activities

The process engaged a variety of stakeholders in public transit and human service transportation. New this round, the plans mapped and analyzed employment and residence connections among low-income workers. Regional Development Commission staff are working with MnDOT to complete 12 plans by the end of 2011, one per Minnesota Economic Development Region.

Increased transportation demand impetus for commuter behavior study in the St. Cloud area

The Central Minnesota Area Commuter Study focuses on the MnDOT District 3 counties (the 12 central Minnesota counties surrounding St. Cloud) and their commuter ties to both St. Cloud and the Twin Cities for employment and economic activity. This area is home to seven public transit systems and the state's only commuter rail service, the Northstar Commuter Rail. Increased traffic congestion on many key corridors during peak commute periods and population and economic growth has spurred the need to explore strategies to handle transportation demand. This study is a partnership between MnDOT District 3 staff and local stakeholders to explore strategies to handle the increased transportation demand. One strategy may be developing a more integrated and coordinated public transit system capable of accommodating the needs of commuters. The study will include market research of commuters, an inventory of existing conditions and recommendations to support future commuter needs. Expected completion is spring 2012.

Major redesign of Mankato Transit kicks off

The Greater Mankato Transit Redesign Study, led by the city of Mankato, is partnering with local MnDOT District 7 staff, Minnesota State University – Mankato, and a variety of stakeholders. This study follows on the footsteps of the recently completed Mankato Area Transportation and Planning Study. MATAPS analyzed multi-modal transportation improvements with a 2035 planning horizon to further examine some of the transit-related outcomes of MATAPS. In particular, MSU – Mankato, with approximately 17,000 students, is taking an active role in the study. Project components include an analysis and redesign of existing bus routes, a Bus Rapid Transit concept and a service and operations plan for a four-county regional transit system (Blue Earth, Le Sueur, Nicollet, and Waseca).

Operating and capital funding requirements to meet future transit needs

MnDOT is committed to improving mobility and accessibility for Minnesota citizens through promoting mass transit. In 2010, MnDOT completed the Greater Minnesota Transit Investment Plan to project future need for transit services in Greater Minnesota and estimate the cost of providing additional services to reduce unmet need. The findings of the Greater Minnesota Transit Investment Plan will help decision makers prepare for growing transit demand and increase public understanding of MnDOT's priorities for future transit investment.

Minnesota Statutes, Section 174.24 required that the plan include the following topics:

- Analysis of ridership and total transit service needs throughout Greater Minnesota
- Calculation of the level and type of service required to meet total transit service needs
- Analysis of costs and revenue options
- Plan to reduce unmet transit service needs
- Identification of the operating and capital costs necessary to meet 100 percent of the Greater Minnesota transit targeted and projected bus service hours, as identified in the Greater Minnesota Transit Plan, for 2010, 2015, 2020, 2025, and 2030.

Plan findings indicate that Greater Minnesota transit systems currently provide enough service hours to meet about 60 percent of total need. Table IV depicts projected costs to meet 100 percent of transit service need in Greater Minnesota between 2010 and 2015.

Table IV. Cost (in Millions) to Meet 100 percent of Projected Transit Needs 2011-2016

	2011	2012	2013	2014	2015	2016
Operating Cost	\$108.6	\$113.5	\$118.4	\$123.3	\$128.1	\$132.9
Capital Cost - Vehicle Replacement	\$10.0	\$10.3	\$10.6	\$10.9	\$11.2	\$11.5
Capital Cost - Addt'l Vehicles	\$31.2	\$3.0	\$3.1	\$3.2	\$3.3	\$1.0
Total	\$149.8	\$126.8	\$132.1	\$137.4	\$142.6	\$145.4

Capital costs are a combination of replacement costs to maintain the current fleet size and the cost of additional vehicles to fully close the gap between current levels of service and new service required to meet 100 percent of estimated needs. Operating costs are based on the hours of service required to meet new levels of need to serve the expanding population.

Between 2011 and 2030, MnDOT projects that transit need will grow from 18.3 million to 22 million passenger trips per year. To serve all of these trips, Greater Minnesota transit systems would need to provide 1.7 million hours of service in 2011 and increase to 2.2 million hours of service in 2030. Table V illustrates these figures and the total funds required to provide this additional transit service.



The complete Greater Minnesota Transit Investment Plan is available for download:
www.dot.state.mn.us/transit/reports/investmentplan/

**Table V. Cost to Meet 100 percent of Projected Transit Needs 2011-2030
(in Millions)**

	2011	2015	2020	2025	2030
Total Passenger Demand	18.3	18.8	20.2	20.9	22.0
Service Hours to Meet Demand	1.7	2.0	2.1	2.1	2.2
Annual Operating Cost	\$108.6	\$128.1	\$153.8	\$183.4	\$216.9
Capital Cost - Vehicle Replacement (five-year totals except 2011, 2015 represents 2012-2015)	\$10.0	\$42.9	\$61.0	\$70.7	\$82.0
Capital Cost - Additional Vehicles (five-year totals except 2011, 2015 represents 2012-2015)	\$31.2	\$12.6	\$4.3	\$5.0	\$5.1
Total Costs	\$149.8	\$183.6	\$219.1	\$259.1	\$304.0

Without increases to future funding, Greater Minnesota transit systems will not be able to sustain or expand the number of service hours currently provided. The Minnesota Legislature asked MnDOT to identify the cost of meeting 80 percent of transit need by 2015 and 90 percent of transit need by 2025. Table VI depicts the gap between projected revenues for transit and funds needed to meet this goal.

Table VI. Cost to Meet Legislative Targets: 2015 and 2025

	2015 (80% of Total Need)		2025 (90% of Total Need)	
	Capital	Operating	Capital	Operating
Revenues required to meet legislative targets	\$44.4	\$102.5	\$68.1	\$165.1
Projected Revenues				
Federal STP funds	\$3.0	-	\$3.0	-
5307 Capital funds	\$2.8	-	\$2.8	-
Federal and state operating subsidies	-	\$53.8	-	\$53.8
Gap between required and projected revenues	\$38.6	\$48.7	\$62.3	\$111.3
Gap paid by local share*	\$7.7	\$8.4	\$12.5	\$19.3
Federal and state funding gap	\$30.9	\$40.3	\$49.8	\$92.0

*Local share for capital expenditures is 20 percent. Local share for operating expenditures is estimated at 17.3 percent statewide.

If future funding increases, MnDOT's highest priority for Greater Minnesota service expansion is to establish service in locations without any existing public transit. Assuming all eligible locations are served by public transit, MnDOT's top priorities for service expansion include:

- Expand service hours in the morning and night to serve more trips
- Expand multi-county services to link more communities
- Provide service on more days of the week
- Expand service frequencies and coverage
- Expand service to provide consistent levels of service statewide

Conclusion

As we look to the future, public transportation will be increasingly important in helping citizens access economic and social opportunity in their communities. As population growth and environmental considerations create even greater demands on public transit, MnDOT strives to make access to quality public transit systems available to citizens statewide. To assure that Minnesota is at the forefront of future transit strategies and financing, MnDOT will work proactively toward its mission to provide the highest quality, dependable multimodal transportation system.

This page intentionally left blank.

Fact Pages

ALBERT LEA TRANSIT (ALT)



Contact: Joanne Brackey
Title: Transit coordinator
Address: 2205 Myers Road
City State Zip: Albert Lea, MN 56007
Telephone: 507-379-1111
Fax: 507-379-9860
Email: jbrackey@cedarvalleyservices.org
Website: www.albertleatransit.org



2010 Highlights

- Increased ridership by 4 percent with elderly passengers.
- Purchased property for constructing a bus garage.
- Assisted other transit providers in RouteMatch software training at our facility.

System Snapshot

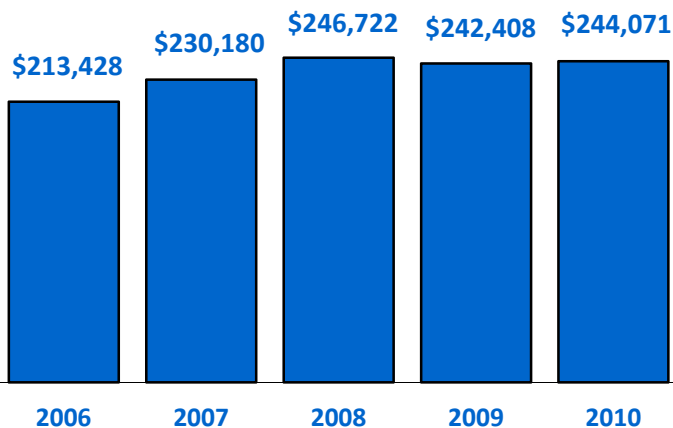
Legal Name: Cedar Valley Services Inc.
Type of Government: Non-Profit
Area Served: City of Albert Lea
Legislative District: 27A
Congressional District: 1

System Characteristics

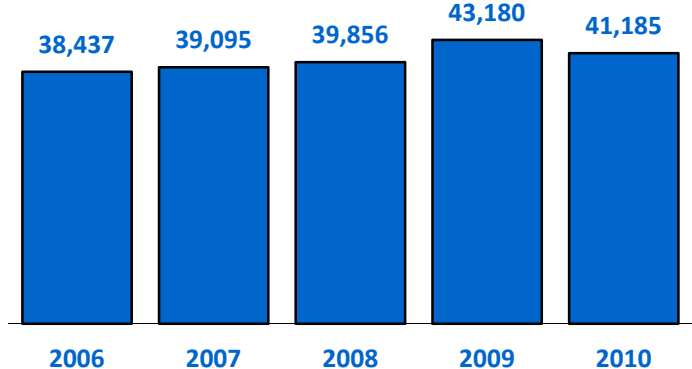
Vehicles:	Three Class 300	Service Hours:	
Service Type:	Route deviation, dial-a-ride and subscription	Monday - Friday	7 a.m. - 4:30 p.m.
		Saturday - Sunday	No service
Funding Class:	Small urban	Base Fare:	\$1.50

System Data

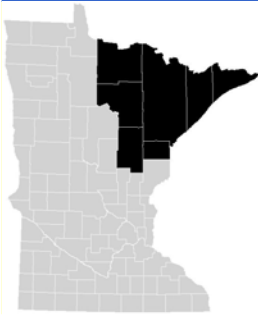
Operating Expenditures



Ridership



ARROWHEAD TRANSIT



Contact: Jack Larson
Title: Transit director
Address: 702 Third Ave. S.
City State Zip: Virginia, MN 55792
Telephone: 218-741-0724 Ext. 107
Fax: 218-741-5715
Email: jack.larson@aeoa.org
Website: www.arrowheadtransit.com



2010 Highlights

- Increased ridership by 16.2 percent.
- Received a grant from the Blandin Foundation for a marketing development plan in Itasca County.
- Had national recognition when Rural Rides was highlighted in CTAA's brief to the U.S. Department of Labor as one of six successful transportation projects that connected with workforce development.

System Snapshot

Legal Name: Arrowhead Economic Opportunity Agency
Type of Government: Community Action Program (CAP)
Area Served: Aitkin, Carlton, Cook, Itasca, Koochiching, Lake, Pine and St. Louis counties
Legislative Senate District: 03, 04, 05, 06, 07 and 08
Legislative House District: 03A, 03B, 04A, 05A, 05B, 06A, 06B, 07A, 07B, 08A and 08B
Congressional District: 8

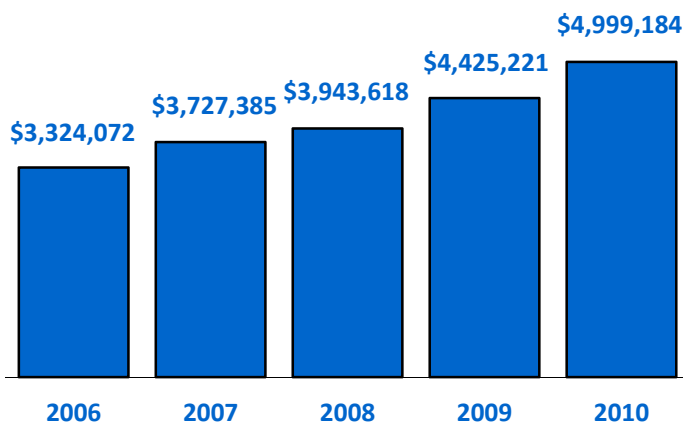
System Characteristics

Vehicles: 12 Class 400 and 68 Class 500
Service Type: Route deviation, dial-a-ride and route guarantee
Funding Class: Rural

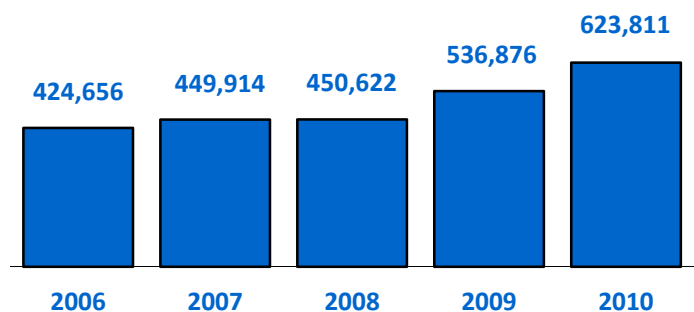
Service Hours:
Monday - Friday 6 a.m. - 6 p.m.
Saturday 9 a.m. - 6 p.m.
Sunday 8 a.m. - 4 p.m.
Base Fare: \$1.25

System Data

Operating Expenditures



Ridership



AUSTIN-MOWER COUNTY AREA TRANSIT (AMCAT)



Contact: Craig Oscarson
Title: County coordinator
Address: 201 First St. NE
City State Zip: Austin, MN 55912
Telephone: 507-437-9459
Fax: 507-437-9458
Email: coscarson@co.mower.mn.us
Website: www.amcattransit.org



2010 Highlights

- Increased ridership by 12.14 percent in 2010
- Completed the \$250,000 interior/exterior remodeling of the AMCAT transit facility.
- Decreased cost per ride by 3 percent from 2009 to 2010.

System Snapshot

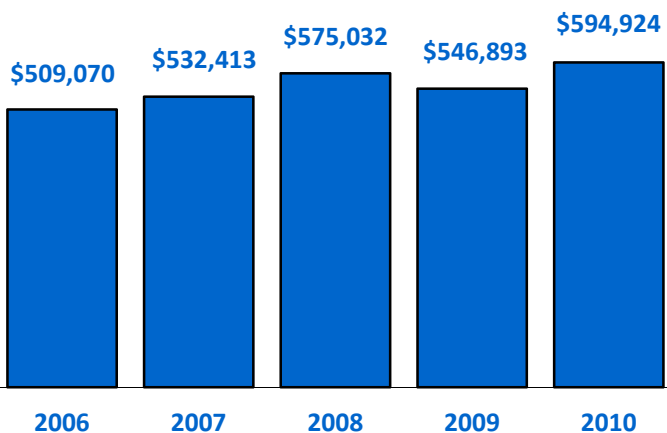
Legal Name: AMCAT Joint Powers Board
Type of Government: County
Area Served: City of Austin and Mower County
Legislative Senate District: 27
Legislative House District: 27A and 27B
Congressional District: 1

System Characteristics

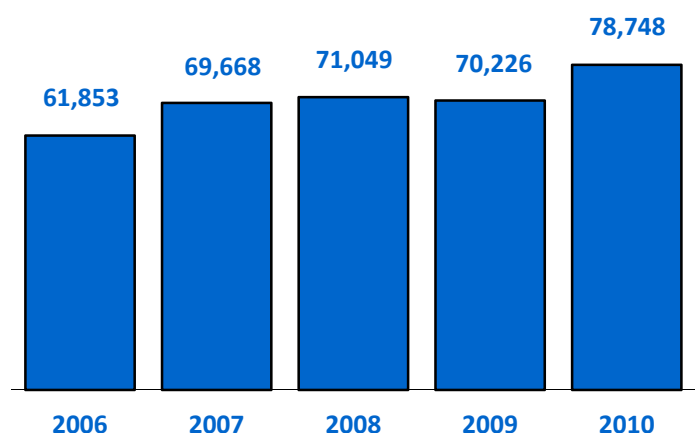
Vehicles: 10 Class 400
Service Type: Route deviation, dial-a-ride, route guarantee and subscription
Funding Class: Rural
Service Hours:
Monday - Friday 6 a.m. - 6 p.m.
Saturday 9 a.m. - 5 p.m.
Sunday No service
Base Fare: \$1.50; \$2.50 dial-a-ride

System Data

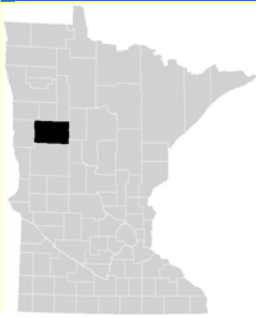
Operating Expenditures



Ridership



BECKER COUNTY



Contact: Rusty Haskins
Title: Supervisor
Address: 712 Minnesota Ave.
City State Zip: Detroit Lakes, MN 56501
Telephone: 218-847-1674
Fax: 218-847-6738
Email: rdhaski@co.becker.mn.us
Website: www.co.becker.mn.us



2010 Highlights

- Increased coordination efforts with other area transportation providers to improve service to ridership.

System Snapshot

Legal Name: Becker County Transit
Type of Government: County
Area Served: City of Detroit Lakes and Becker County
Legislative Senate District: 02, 09 and 10
Legislative House District: 02A, 09B and 10B
Congressional District: 7

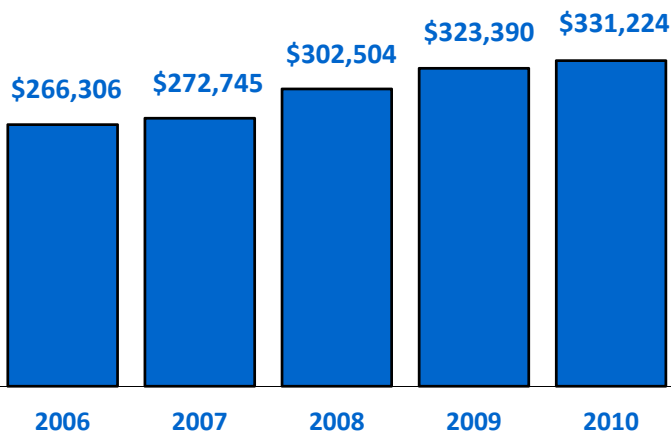
System Characteristics

Vehicles: Five Class 400
Service Type: Route deviation and dial-a-ride
Funding Class: Rural

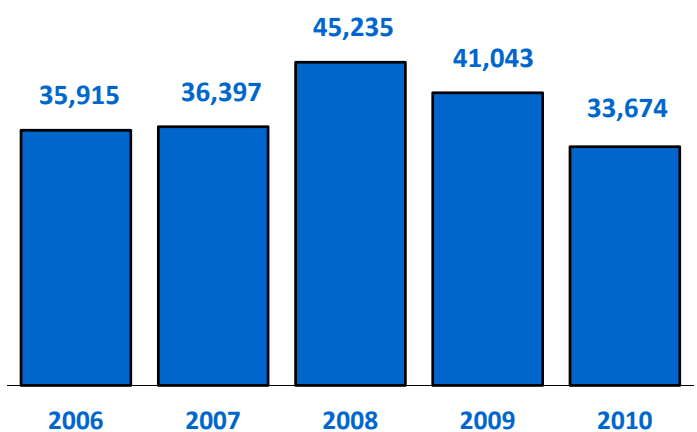
Service Hours:
Monday - Friday 8 a.m. - 6 p.m.
Saturday - Sunday No service
Base Fare: \$1.50 per five mile increments

System Data

Operating Expenditures



Ridership



BENSON HEARTLAND EXPRESS



Contact: Rob Wolfington
Title: City manager
Address: 1410 Kansas Ave.
City State Zip: Benson, MN 56215
Telephone: 320-843-4775
Fax: 320-842-7151
Email: rob.wolfington@co.swift.mn.us
Website: www.bensonmn.org



2010 Highlights

- Delivered meals on wheels to senior nutrition center.
- Helped wheelchair passengers to remain in their homes.
- Continued to operate within budget.

System Snapshot

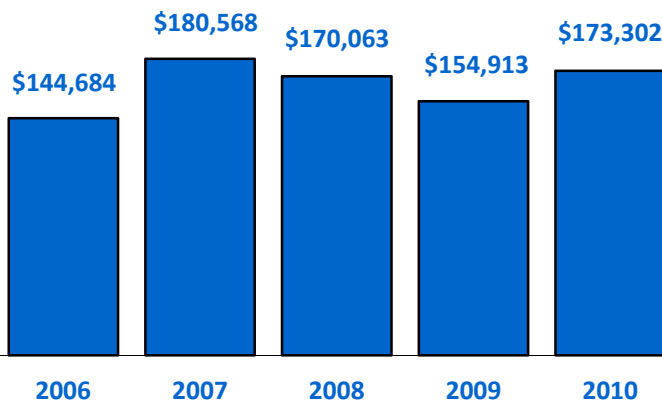
Legal Name: City of Benson
Type of Government: City
Area Served: City of Benson
Legislative District: 20A
Congressional District: 7

System Characteristics

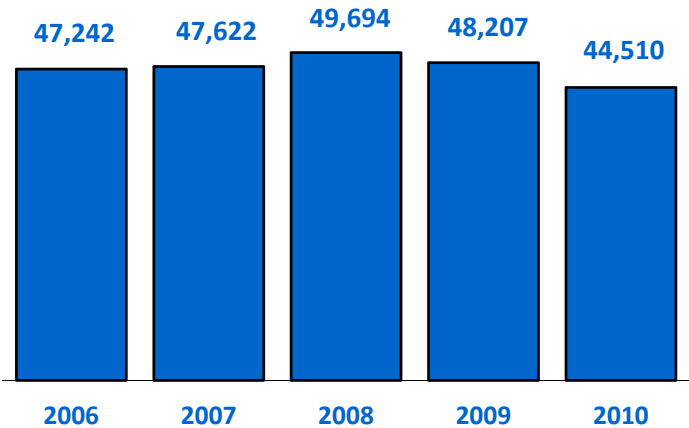
Vehicles:	Three Class 400	Service Hours:	
Service Type:	Dial-a-ride	Monday - Friday	7 a.m. - 5 p.m.
Funding Class:	Small urban	Saturday	8 a.m. - 12:30 p.m.
		Sunday	7:30 a.m. - 12:30 p.m.
		Base Fare:	\$1

System Data

Operating Expenditures



Ridership



BRAINERD & CROW WING PUBLIC TRANSIT



Contact: Tom Jay
Title: Transit coordinator
Address: 501 Laurel St.
City State Zip: Brainerd, MN 56401
Telephone: 218-828-6172
Fax: 218-828-6172
Email: tjay@ci.brainerd.mn.us
Website: www.brainerdcitybus.com



2010 Highlights

- Began route deviation "Express Route" service in August in Brainerd and Baxter.
- Improved local transit website by adding route maps and language assist.
- Continued to improve coordination by working directly with local health & human service agencies.

System Snapshot

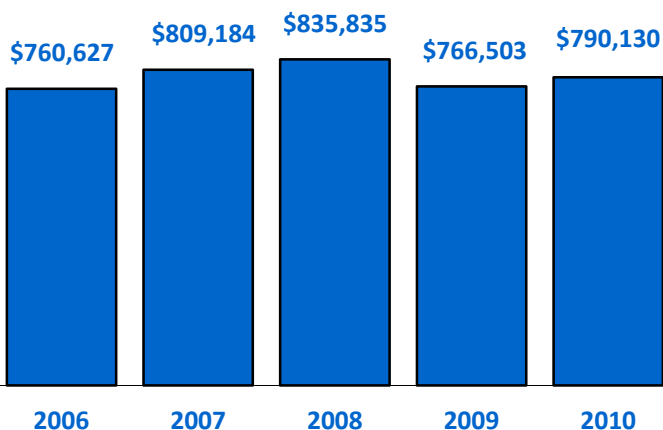
Legal Name: City of Brainerd
Type of Government: City
Area Served: Cities of Brainerd, Baxter and Crow Wing County
Legislative District: 12A
Congressional District: 8

System Characteristics

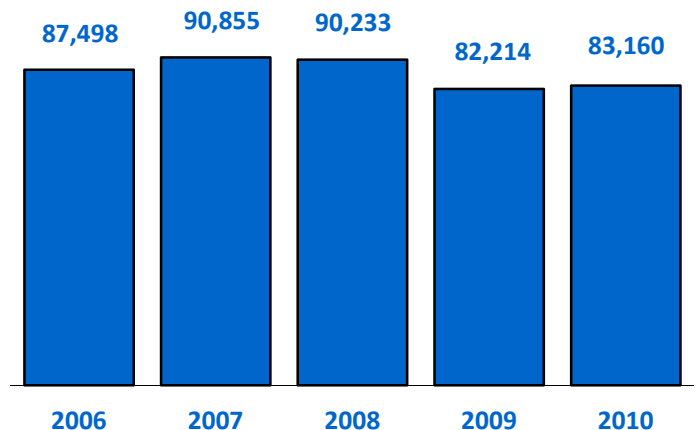
Vehicles: Eight Class 400
Service Type: Route deviation and dial-a-ride
Funding Class: Rural
Service Hours:
Monday - Friday 7:15 a.m. - 4:30 p.m.
Saturday - Sunday No Service
Base Fare: \$2

System Data

Operating Expenditures



Ridership



BROWN COUNTY HEARTLAND EXPRESS



Contact: Bob Apitz
Title: Transit coordinator
Address: 1117 Center St., P.O. Box 788
City State Zip: New Ulm, MN 56073
Telephone: 507-354-8246
Fax: 507-359-6542
Email: bob.apitz@co.brown.mn.us
Website: www.co.brown.mn.us



2010 Highlights

- Surpassed the 1 million passenger trip mark in December 2010.
- Joined five member Transit Consortium to obtain a Federal ARRA Grant with the goal of purchasing and implementing ITS software and related equipment.
- Replaced and upgraded original/life-end 2-way communications system.

System Snapshot

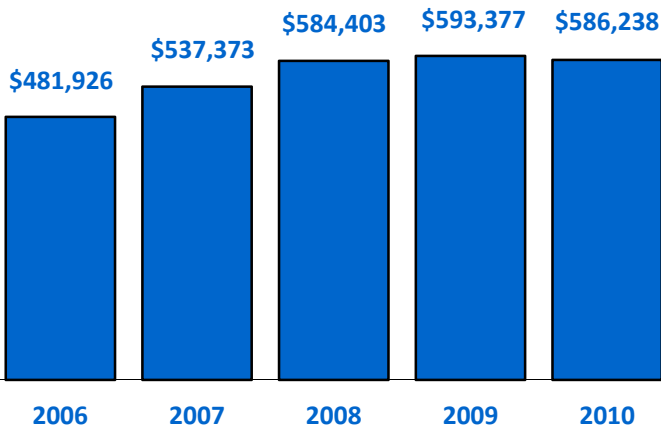
Legal Name: Brown County Family Services
Type of Government: County
Area Served: City of New Ulm and Brown County
Legislative Senate District: 21
Legislative House District: 21B
Congressional District: 1

System Characteristics

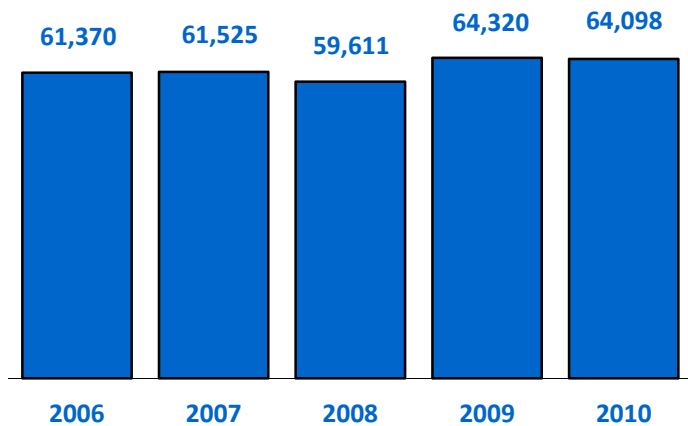
Vehicles:	Five Class 400	Service Hours:	
Service Type:	Route deviation and dial-a-ride	Monday - Friday	7:15 a.m. - 5 p.m.
Funding Class:	Rural	Saturday	No service
		Sunday	8 a.m. - noon
		Base Fare:	\$1.25

System Data

Operating Expenditures



Ridership



CHISAGO-ISANTI COUNTY HEARTLAND EXPRESS



Contact: Craig Rempp
Title: Transit director
Address: 245 Second Ave. SE
City State Zip: Cambridge, MN 55008
Telephone: 763-689-8130
Fax: 763-689-8134
Email: craig.rempp@co.isanti.mn.us
Website: www.co.chisago.mn.us



2010 Highlights

- Implemented flexible fixed route service for North Branch.
- Worked with the Rushline Corridor TAC to provide extension routes to meet up with their 285 Commuter Route with plans to start the extension service in March 2011.

System Snapshot

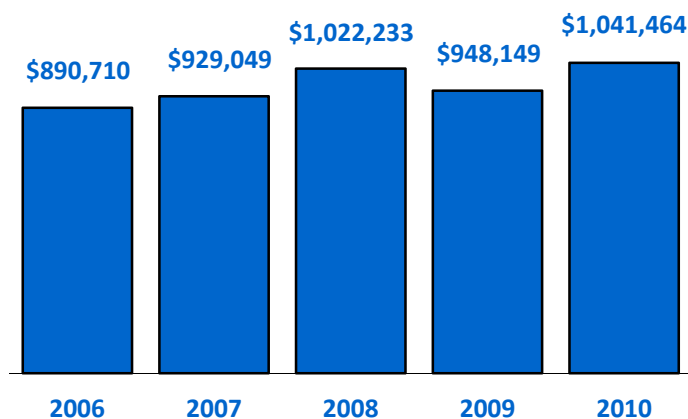
Legal Name: Isanti County
Type of Government: County
Area Served: Chisago and Isanti counties
Legislative Senate District: 08 and 17
Legislative House District: 08B, 17A and 17B
Congressional District: 8

System Characteristics

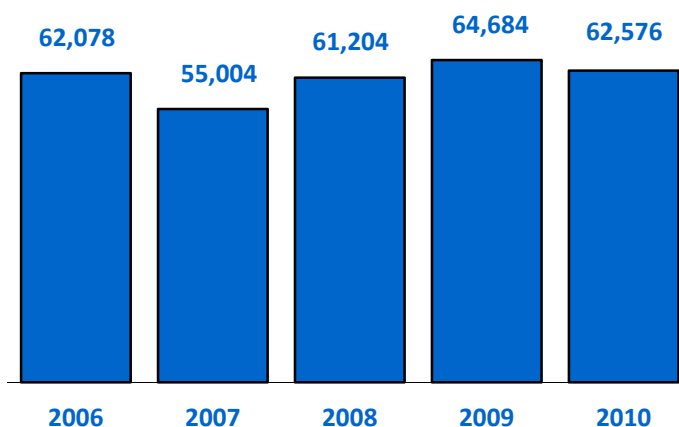
Vehicles: 12 Class 400
Service Type: Route deviation and dial-a-ride
Funding Class: Rural
Service Hours:
Monday - Friday 6 a.m. - 6 p.m.
Saturday - Sunday No service
Base Fare: \$1.50-\$3.50

System Data

Operating Expenditures



Ridership



COTTONWOOD COUNTY TRANSIT



Contact: Kelly Thongvivong
Title: Transit director
Address: 900 Third Ave.
City State Zip: Windom, MN 56101
Telephone: 507-831-5669
Fax: 507-831-3675
Email: kelly.thongvivong@co.cottonwood.mn.us
Website: www.co.cottonwood.mn.us/transit.html



2010 Highlights

- Had an accident-free year.
- Offered summer pass to children at reduced rate.
- Maintained ridership levels.

System Snapshot

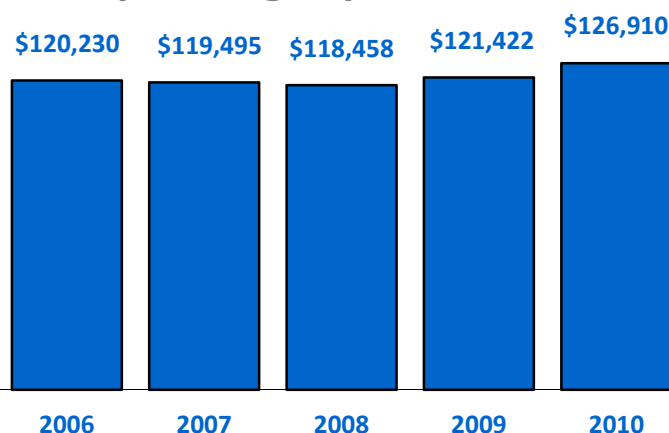
Legal Name: Cottonwood County
Type of Government: County
Area Served: Cottonwood County
Legislative Senate District: 22
Legislative House District: 22B
Congressional District: 1

System Characteristics

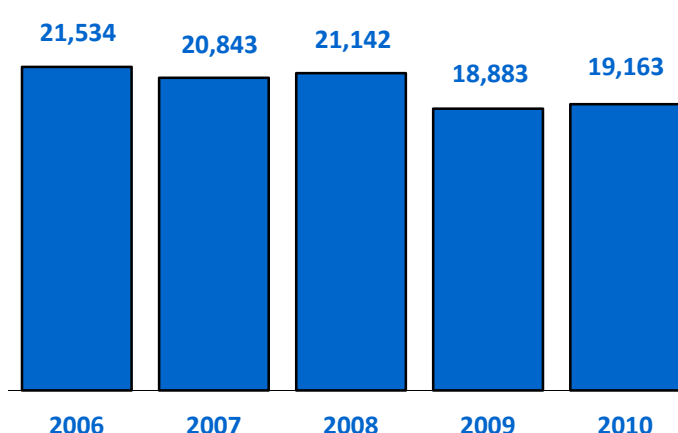
Vehicles: Two Class 400
Service Type: Demand response (dial-a-ride)
Funding Class: Rural
Service Hours:
Monday - Friday 8 a.m. - 4 p.m.
Saturday - Sunday No service
Base Fare: \$1.25 children/students; \$1.50 adults

System Data

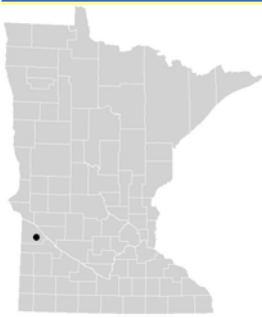
Operating Expenditures



Ridership



DAWSON HEARTLAND EXPRESS



Contact: Melva Larson
Title: Clerk treasurer
Address: 675 Chestnut St, P.O. Box 552
City State Zip: Dawson, MN 56232
Telephone: 320-769-2154
Fax: 320-769-2858
Email: melva@dawsonmn.com
Website: www.dawsonmn.com



2010 Highlights

- Maintained excellent passenger per mile numbers through dispatching efforts by drivers.
- Maintained fee rates despite cutback in city funds.
- Continued participation in community events.

System Snapshot

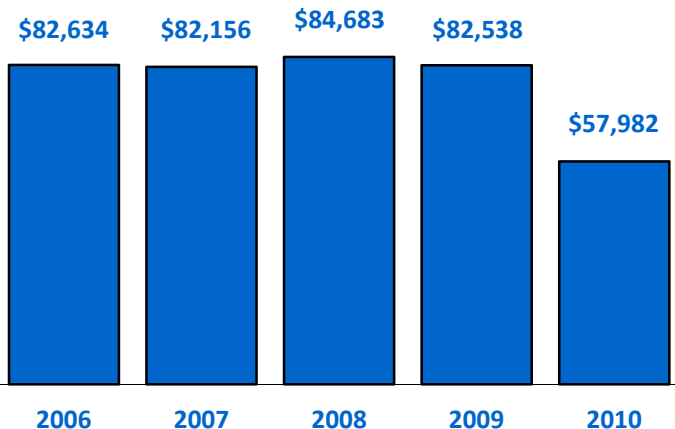
Legal Name: City of Dawson
Type of Government: City
Area Served: City of Dawson
Legislative District: 20A
Congressional District: 7

System Characteristics

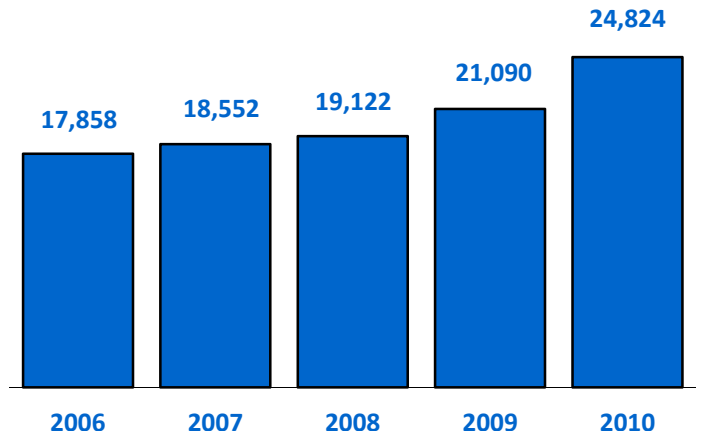
Vehicles:	One Class 400	Service Hours:	
Service Type:	Dial-a-ride	Monday - Friday	7:30 a.m. - 4:30 p.m.
Funding Class:	Rural	Saturday - Sunday	No service
		Base Fare:	\$2

System Data

Operating Expenditures



Ridership



DULUTH TRANSIT AUTHORITY – REGULAR ROUTE



Contact: Dennis E. Jensen
Title: General manager
Address: 2402 W. Michigan St.
City State Zip: Duluth, MN 55806
Telephone: 218-623-4306
Fax: 218-722-4428
Email: djensen@duluthtransit.com
Website: www.duluthtransit.com



2010 Highlights

- Raised fares on Jan. 1, 2011, to fund new late-night and holiday services.
- Surpassed 3 million riders for third consecutive year.
- Surpassed 4 million U-PASS riders at UMD in March 2011.

System Snapshot

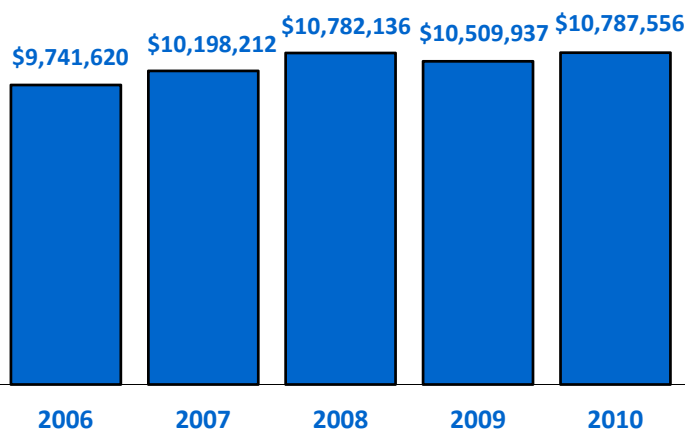
Legal Name: Duluth Transit Authority
Type of Government: City
Area Served: Cities of Duluth, Hermantown, Proctor and Superior, Wis.
Legislative District: 06B, 07A and 07B
Congressional District: 8

System Characteristics

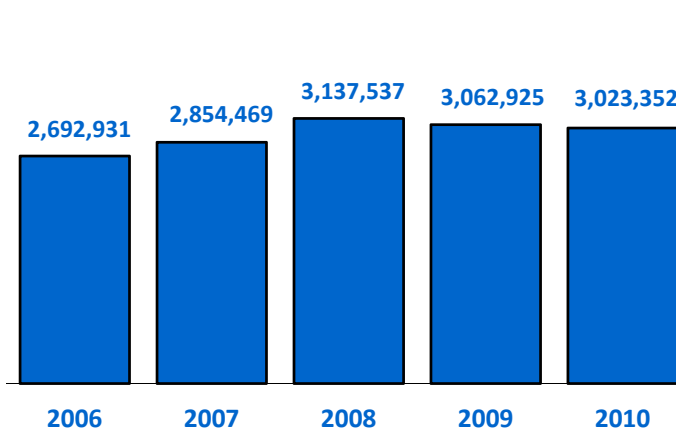
Vehicles:	63 Class 700	Service Hours:	
Service Type:	Fixed route	Monday - Friday	4:30 a.m. - 12:30 a.m.
Funding Class:	Urban	Saturday	6:02 a.m. - 8:04 p.m.
		Sunday	7:37 a.m. - 7:39 p.m.
		Base Fare:	\$1.25; off-peak fare \$0.60

System Data

Operating Expenditures



Ridership



DULUTH TRANSIT AUTHORITY - STRIDE



Contact: Dennis E. Jensen
Title: General manager
Address: 2402 W. Michigan St.
City State Zip: Duluth, MN 55806
Telephone: 218-623-4306
Fax: 218-722-4428
Email: djensen@duluthtransit.com
Website: www.duluthtransit.com



2010 Highlights

- Continued ridership upward trend with a 2 percent increase in 2010 and an 8 percent increase since 2006.
- Improved contract STRIDE service in Superior, Wis., by adding another bus.
- Held public hearings to discuss STRIDE fare increase and service expansions, which occurred on Jan. 1, 2011.

System Snapshot

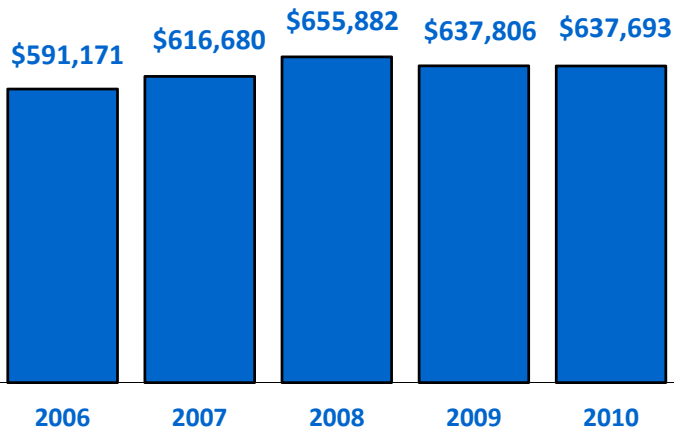
Legal Name: Duluth Transit Authority
Type of Government: City
Area Served: Cities of Duluth, Hermantown, Proctor and Superior, Wis.
Legislative District: 06B, 07A and 07B
Congressional District: 8

System Characteristics

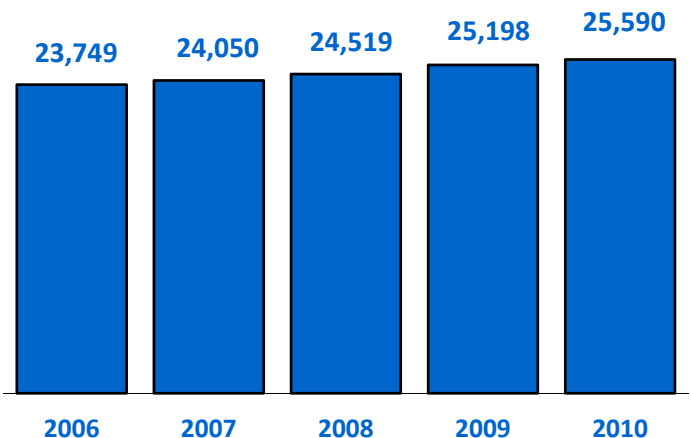
Vehicles:	Nine Class 400	Service Hours:	
Service Type:	Dial-a-ride	Monday - Friday	5 a.m. - 11 p.m.
Funding Class:	Urban/complementary	Saturday	6 a.m. - 7 p.m.
		Sunday	6 a.m. - 6 p.m.
		Base Fare:	\$2.50; off-peak fare \$1.20

System Data

Operating Expenditures



Ridership



EAST GRAND FORKS TRANSIT – REGULAR ROUTE



Contact: Earl Haugen
Title: Transit manager
Address: 600 DeMers Ave., P.O. Box 373
City State Zip: East Grand Forks, MN 56721
Telephone: 218-773-0124
Fax: 218-773-0128
Email: earl.haugen@theforksmmpo.org
Website: www.grandforksgov.com



2010 Highlights

- Increased ridership by 6 percent.
- Continued partnership with Northland Technical and Community College of East Grand Forks.
- Continued partnership with Grand Forks.

System Snapshot

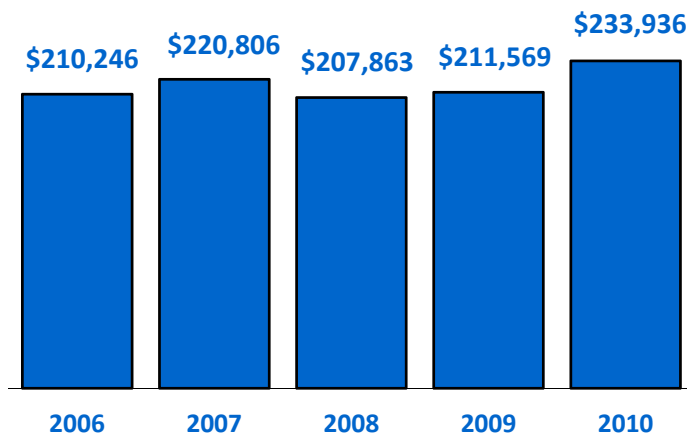
Legal Name: City of East Grand Forks
Type of Government: City
Area Served: City of East Grand Forks
Legislative District: 01B
Congressional District: 7

System Characteristics

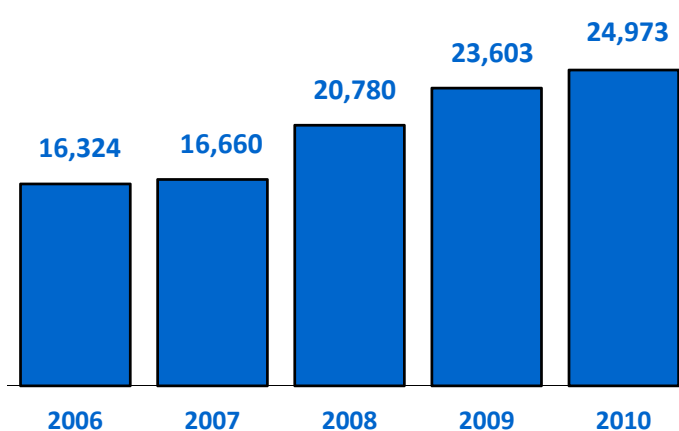
Vehicles:	One Class 400	Service Hours:	
Service Type:	Fixed route	Monday - Friday	7 a.m. - 6 p.m.
Funding Class:	Urban	Saturday	8 a.m. - 6 p.m.
		Sunday	No service
		Base Fare:	\$1.50

System Data

Operating Expenditures



Ridership



EAST GRAND FORKS TRANSIT – DIAL-A-RIDE



Contact: Earl Haugen
Title: Transit manager
Address: 600 DeMers Ave., P. O. Box 373
City State Zip: East Grand Forks, MN 56721
Telephone: 218-773-0124
Fax: 218-773-0128
Email: earl.haugen@theforksmpto.org
Website: www.grandforksgov.com

2010 Highlights

- Continued partnership with Grand Forks.

System Snapshot

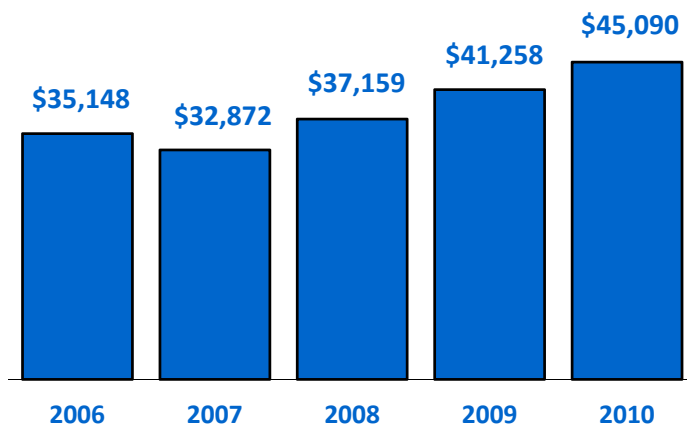
Legal Name: City of East Grand Forks
Type of Government: City
Area Served: City of East Grand Forks
Legislative District: 01B
Congressional District: 7

System Characteristics

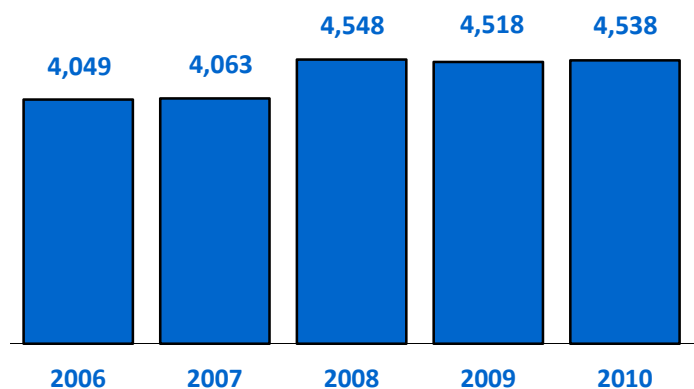
Vehicles:	Six Class 300	Service Hours:	
Service Type:	Paratransit/dial-a-ride	Monday - Friday	6 a.m. - 10 p.m.
		Saturday	8 a.m. - 10 p.m.
Funding Class:	Urban, complementary	Sunday	No service
		Base Fare:	\$3

System Data

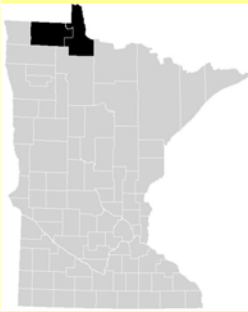
Operating Expenditures



Ridership



FAR NORTH PUBLIC TRANSIT



Contact: Steve Butler
Title: Manager
Address: 215 S. Main St., P.O. Box 189
City State Zip: Roseau, MN 56751
Telephone: 218-463-3238
Fax: 218-463-0001
Email: rcco@wiktel.com
Website: www.farnorthtransit.com



2010 Highlights

- Coordinated with Senior Medical Travel Program to allow clients to use the transit bus whenever possible on shorter trips, which reduced expenses for medical travel while increasing ridership for transit.
- Shared a booth at the Roseau County Fair for additional exposure to the public that local transportation is available.

System Snapshot

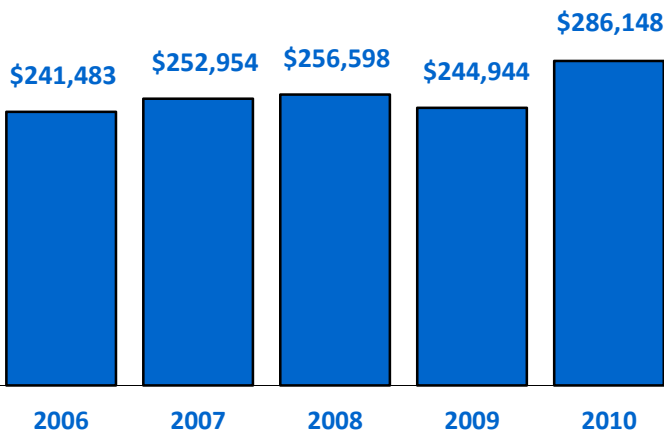
Legal Name: Roseau County Committee on Aging
Type of Government: Joint powers
Area Served: Roseau and Lake of the Woods counties
Legislative Senate District: 01 and 03
Legislative House District: 01A and 03A
Congressional District: 7

System Characteristics

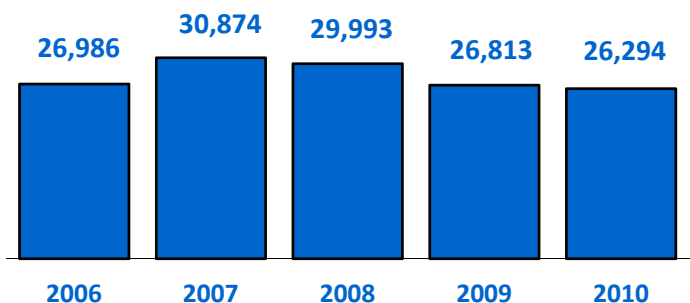
Vehicles:	Four Class 400	Service Hours:	
Service Type:	Route deviation and dial-a-ride	Monday - Friday	7 a.m. - 5 p.m.
Funding Class:	Rural	Saturday - Sunday	No service
		Base Fare:	\$1.50 in-city rides in Roseau County; \$1 in-city rides in Lake of the Woods County

System Data

Operating Expenditures



Ridership



FARIBAUT COUNTY PRAIRIE EXPRESS



Contact: Bonita Zimmer
Title: Transit coordinator
Address: 415 N. Main St., P.O. Box 130
City State Zip: Blue Earth, MN 56013
Telephone: 507-526-7433
Fax: 507-526-6227
Email: bonita.zimmer@co.faribault.mn.us
Website: www.co.faribault.mn.us



2010 Highlights

- Continued out-of-county service.
- Continued expanded service hours while operating within budget.

System Snapshot

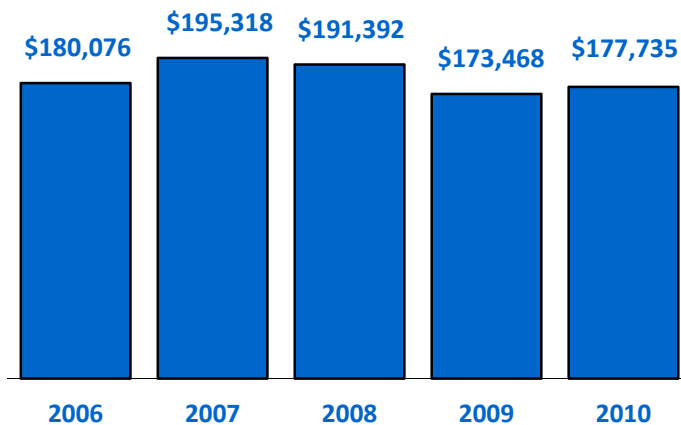
Legal Name: Faribault County
Type of Government: County
Area Served: Faribault County
Legislative Senate District: 23, 24, 26 and 27
Legislative House District: 23B, 24A, 24B, 26A and 27A
Congressional District: 1

System Characteristics

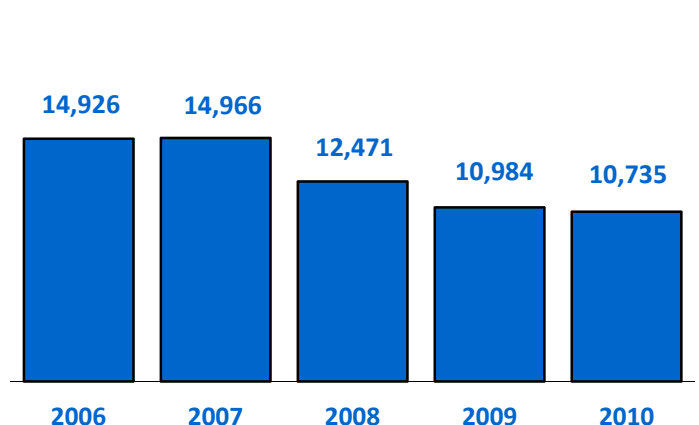
Vehicles: Two Class 400
Service Type: Dial-a-ride
Funding Class: Rural
Service Hours:
Monday - Friday 7 a.m. - 5 p.m.
Saturday - Sunday No service
Base Fare: \$3 trip originating in Faribault County;
 \$6 trip originating outside Faribault County

System Data

Operating Expenditures



Ridership



FARIBAULT FLYER



Contact: Kim Lang
Title: Community development coordinator
Address: 208 NW First Ave.
City State Zip: Faribault, MN 55021
Telephone: 507-333-0376
Fax: 507-384-0507
Email: klang@ci.faribault.mn.us
Website: www.ci.faribault.mn.us



2010 Highlights

- Updated proposed transit routes in preparation of additional funding.
- Had an accident free year.

System Snapshot

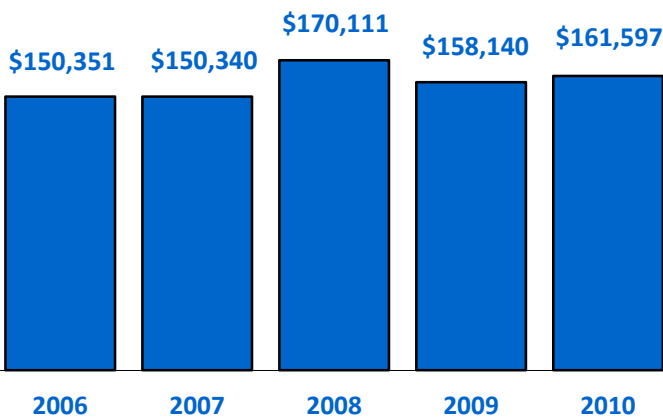
Legal Name: City of Faribault
Type of Government: City
Area Served: City of Faribault
Legislative District: 26B
Congressional District: 2

System Characteristics

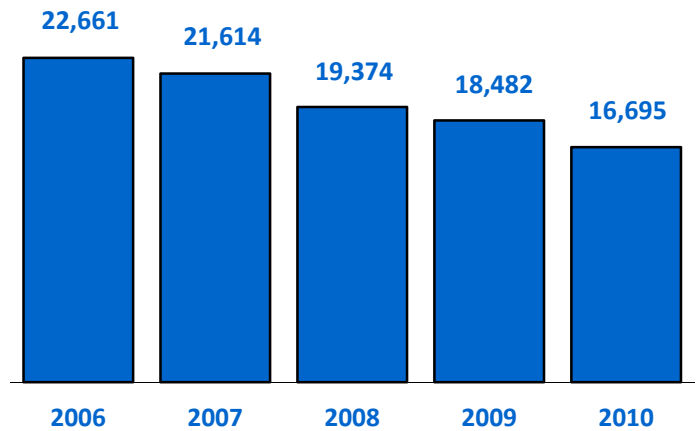
Vehicles:	Three Class 400	Service Hours:	
Service Type:	Route deviation	Monday - Friday	6:30 a.m. - 6:30 p.m.
Funding Class:	Small urban	Saturday	7:30 a.m. - 4:30 p.m.
		Sunday	8:30 a.m. - 3:30 p.m.
		Base Fare:	\$1.25

System Data

Operating Expenditures



Ridership



FOSSTON TRANSIT



Contact: Charles Lucken
Title: City administrator
Address: 220 E. First St.
City State Zip: Fosston, MN 56542
Telephone: 218-435-1959
Fax: 218-435-1961
Email: chuck.lucken@fosston.com
Website: www.fosston.com



2010 Highlights

- Increased ridership.
- Maintained service levels.
- Kept fares low.

System Snapshot

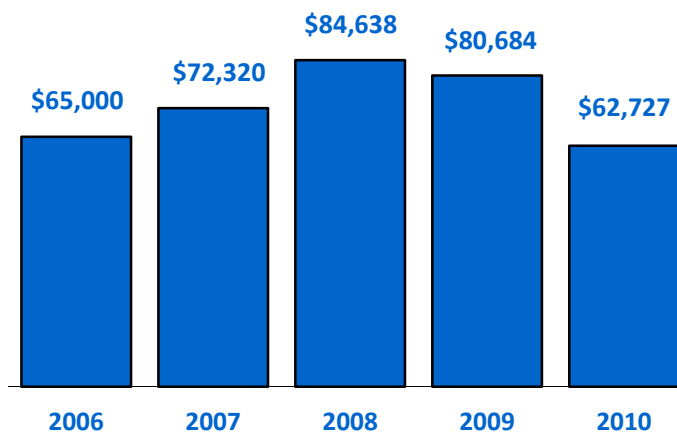
Legal Name: City of Fosston
Type of Government: City
Area Served: City of Fosston
Legislative District: 02A
Congressional District: 7

System Characteristics

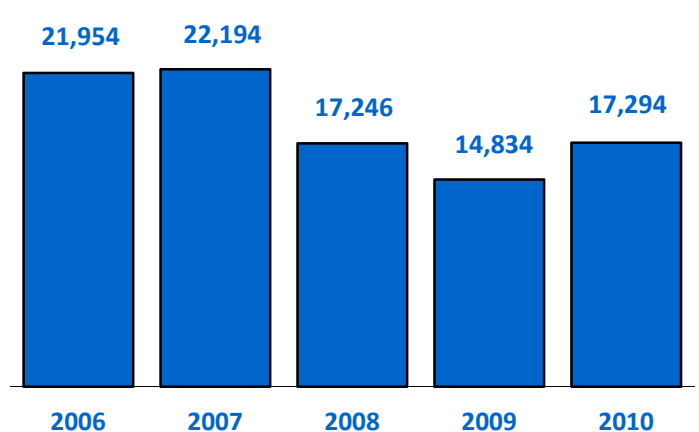
Vehicles:	One Class 400	Service Hours:	
Service Type:	Dial-a-ride	Monday - Friday	8 a.m. - 4:30 p.m.
Funding Class:	Rural	Saturday	No service
		Sunday	8 a.m. - noon
		Base Fare:	50 cents

System Data

Operating Expenditures



Ridership



GRANITE FALLS HEARTLAND EXPRESS



Contact: Dennis Smith
Title: Transit coordinator
Address: 641 Prentice St.
City State Zip: Granite Falls, MN 56241
Telephone: 320-564-3011
Fax: 320-564-3013
Email: transit@granitefalls.com
Website: www.granitefalls.com



2010 Highlights

- Increased ridership by 4 percent.
- Had an accident free year.

System Snapshot

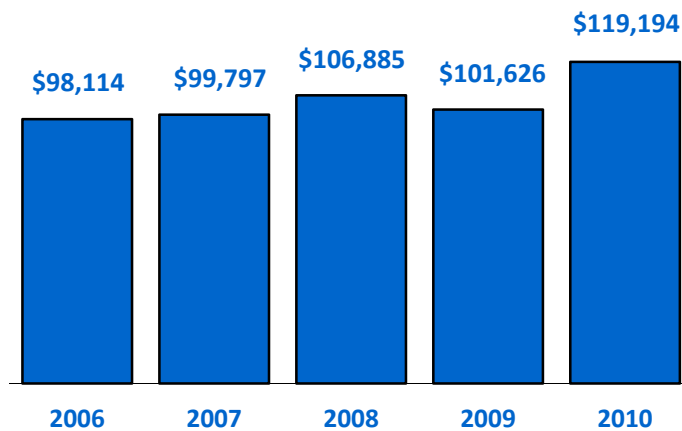
Legal Name: City of Granite Falls
Type of Government: City
Area Served: City of Granite Falls
Legislative District: 20B
Congressional District: 7

System Characteristics

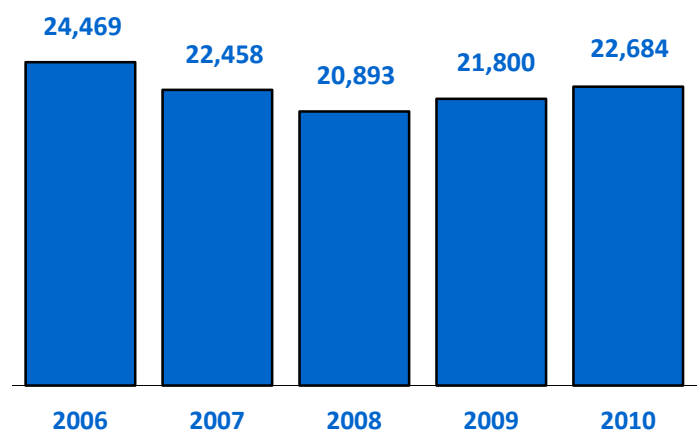
Vehicles:	One Class 400	Service Hours:	
Service Type:	Dial-a-ride	Monday - Friday	6:30 a.m. - 5:30 p.m.
Funding Class:	Small urban	Saturday	No service
		Sunday	7 a.m. - noon
		Base Fare:	\$2

System Data

Operating Expenditures



Ridership



GRANT COUNTY ALPHA TRANSIT



Contact: Stacy Hennen
Title: Director, Grant County Social Services
Address: P.O. Box 1006
City State Zip: Elbow Lake, MN 56531
Telephone: 218-685-8201
Fax: 218-685-4978
Email: stacy.hennen@co.grant.mn.us
Website: www.co.grant.mn.us



2010 Highlights

- Incorporated Grant County Transportation into Rainbow Rider for 2011.

System Snapshot

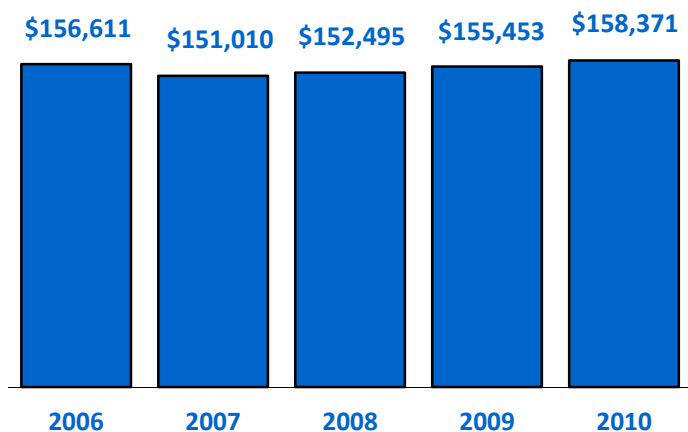
Legal Name: Grant County Transportation
Type of Government: County
Area Served: Grant County
Legislative Senate District: 11
Legislative House District: 11A
Congressional District: 7

System Characteristics

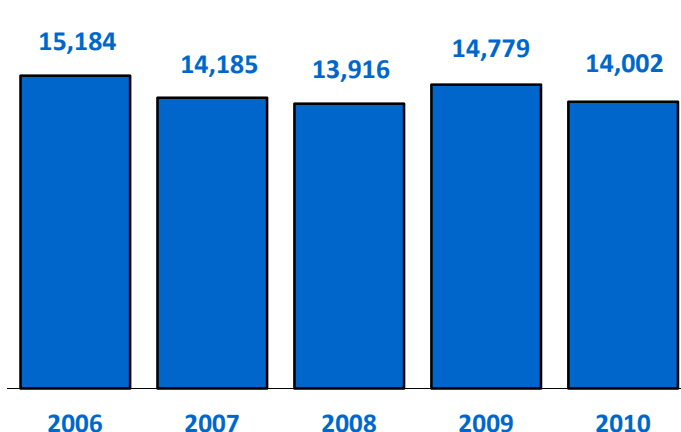
Vehicles:	Two Class 400	Service Hours:	
Service Type:	Route deviation, dial-a-ride and route guarantee	Monday - Friday	8 a.m. - 5 p.m.
		Saturday - Sunday	No service
Funding Class:	Rural	Base Fare:	\$1.50

System Data

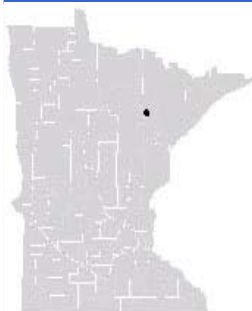
Operating Expenditures



Ridership



HIBBING AREA TRANSIT



Contact: Sherri A. Renskers
Title: Finance director
Address: 401 E. 21st St.
City State Zip: Hibbing, MN 55746
Telephone: 218-262-3486 Ext. 714
Fax: 218-312-9714
Email: srenskers@ci.hibbing.mn.us
Website: www.hibbing.mn.us



2010 Highlights

- Increased ridership by 9.5 percent.
- Added student ridership program at local community college.
- Hosted RTAP Defensive Driving/Abuse Prevention training.

System Snapshot

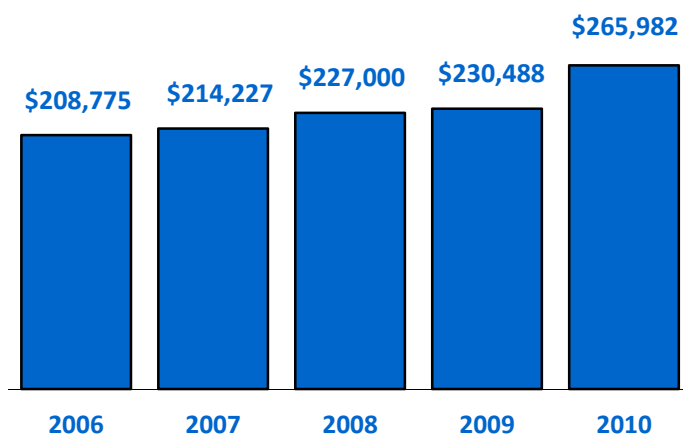
Legal Name: City of Hibbing
Type of Government: City
Area Served: City of Hibbing
Legislative District: 05B
Congressional District: 8

System Characteristics

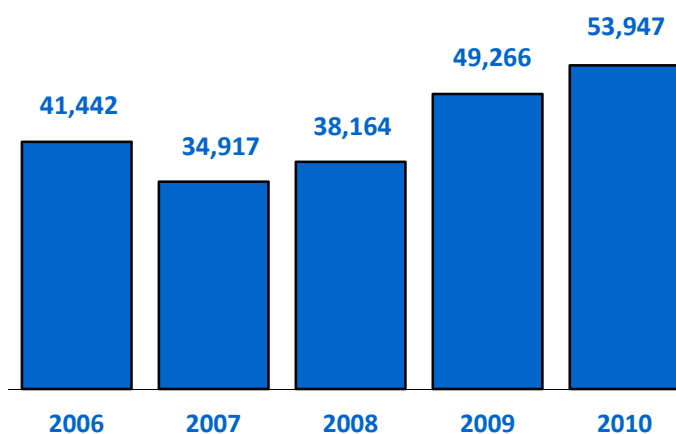
Vehicles:	Four Class 500	Service Hours:	
Service Type:	Route deviation and dial-a-ride	Monday - Friday	6 a.m. - 8 p.m.
Funding Class:	Small urban	Saturday-Sunday	10 a.m. - 4 p.m.
		Base Fare:	\$1

System Data

Operating Expenditures



Ridership



HUBBARD COUNTY HEARTLAND EXPRESS



Contact: Linda Bair
Title: Transit coordinator
Address: 301 Court St.
City State Zip: Park Rapids, MN 56470
Telephone: 218-732-9328
Fax: 218-732-3231
Email: lbair@co.hubbard.mn.us
Website: www.co.hubbard.mn.us



2010 Highlights

- Completed AVL equipment installation on all buses.
- Contracted with Veteran's Services to provide all veteran medical transportation.
- Pursued central dispatching through Paul Bunyan Transit Call Center to be completed in 2011.
- Increased usage of city bus by youth and day care providers.

System Snapshot

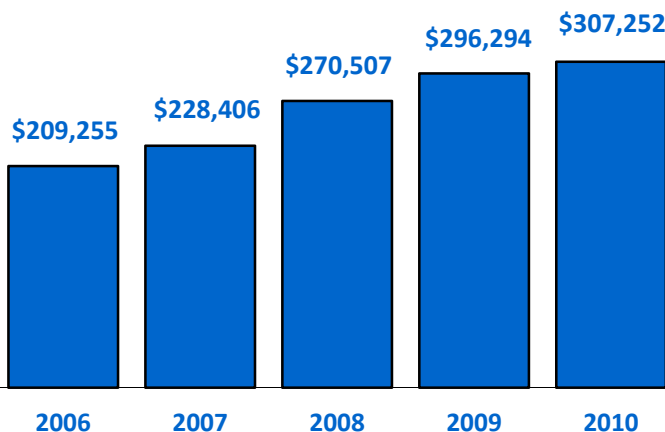
Legal Name: Hubbard County
Type of Government: County
Area Served: Hubbard County
Legislative Senate District: 02 and 04
Legislative House District: 02B and 04B
Congressional District: 8

System Characteristics

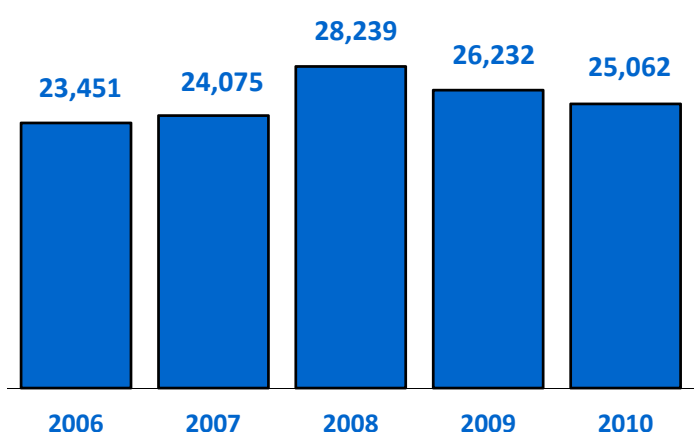
Vehicles:	Four Class 400	Service Hours:	
Service Type:	Route deviation, dial-a-ride and volunteer	Monday - Friday	6:15 a.m. - 5 p.m.
		Saturday - Sunday	No service
Funding Class:	Rural	Base Fare:	\$1.50

System Data

Operating Expenditures



Ridership



KANDIYOHI AREA TRANSIT (KAT)



Contact: Tiffany Collins
Title: Transit director
Address: 1320 22nd St. SW, P.O. Box 186
City State Zip: Willmar, MN 56201
Telephone: 320-214-7433
Fax: 320-214-7754
Email: tcollins@katbus.org
Website: www.katbus.org



2010 Highlights

- Implemented a Monday evening bus route for disabled adult activities.
- Enhanced the Job Access Reverse Commute Route to meet needs of more individuals.
- Promoted the use of elderly and disabled bus transportation options.

System Snapshot

Legal Name: Kandiyohi Area Transit Joint Powers Board
Type of Government: Joint Powers Board
Area Served: City of Willmar and Kandiyohi County
Legislative Senate District: 13
Legislative House District: 13A and 13B
Congressional District: 7

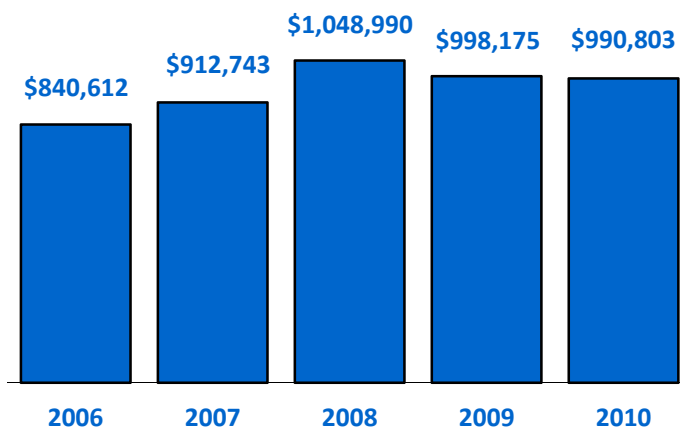
System Characteristics

Vehicles: Nine Class 400 and three Class 500
Service Type: Deviated route and demand response
Funding Class: Rural

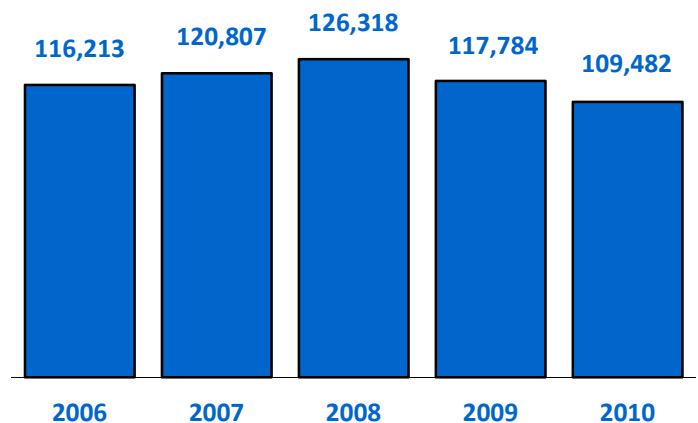
Service Hours:
Monday - Friday 5:30 a.m. - 5:30 p.m.
Saturday 8 a.m. - 4:30 p.m.
Sunday No service
Base Fare: \$1.50

System Data

Operating Expenditures



Ridership



LA CRESCENT APPLE EXPRESS



Contact: Keith Carlson
Title: Transit manager
Address: 315 Main St.
City State Zip: La Crescent, MN 55947
Telephone: 608-789-7350
Fax: 608-789-7374
Email: carlsonk@cityoflacrosse.org
Website: www.cityoflacrosse.org



2010 Highlights

- Opened new transit center called the Grand River Station in August 2010 in La Crosse, WI. The center allows for safe and efficient transfers to other buses including inter-city service to Minneapolis or Madison.
- Began using a new medium duty hybrid bus, acquired with ARRA funding, which serves La Crescent and Onalaska.

System Snapshot

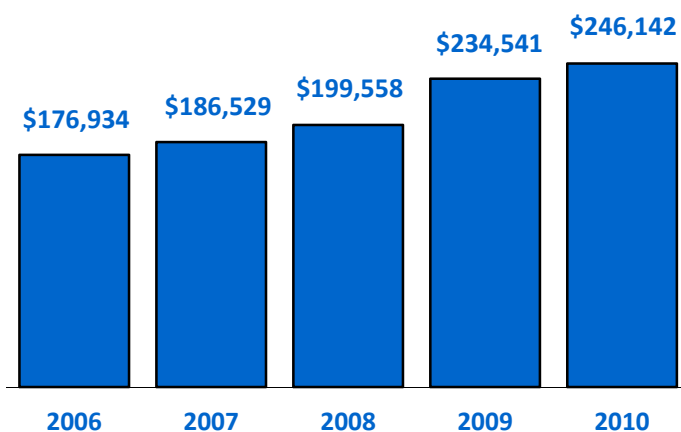
Legal Name: City of La Crescent
Type of Government: City
Area Served: Cities of La Crescent and La Crosse, Wis.
Legislative District: 31A and 31B
Congressional District: 1

System Characteristics

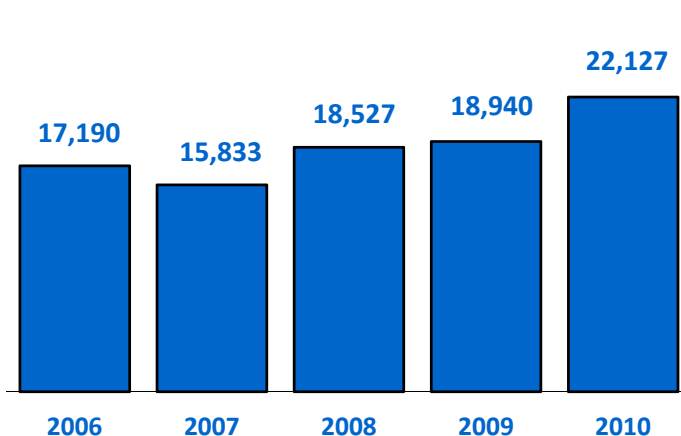
Vehicles:	One Class 600	Service Hours:	
Service Type:	Route deviation	Monday - Friday	6 a.m. - 6 p.m.
Funding Class:	Urban	Saturday - Sunday	No service
		Base Fare:	\$1.25 adult/60 cents senior

System Data

Operating Expenditures



Ridership



LE SUEUR HEARTLAND EXPRESS



Contact: Sandi Owen
Title: Transit manager
Address: 601 S. Fifth St.
City State Zip: Le Sueur, MN 56058
Telephone: 507-665-6211
Fax: 507-665-3813
Email: sowen@cityoflesueur.com
Website: www.cityoflesueur.com/transit



2010 Highlights

- Increased ridership from 2009.
- Decreased operating costs from 2009.
- Installed defibrillators in buses.

System Snapshot

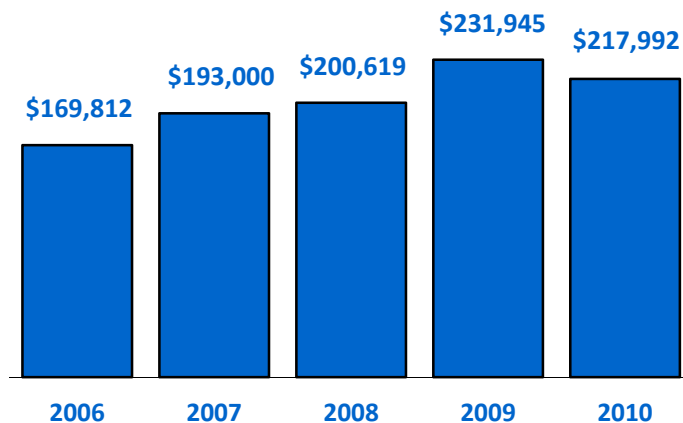
Legal Name: City of Le Sueur
Type of Government: City
Area Served: City of Le Sueur
Legislative District: 25A
Congressional District: 2 and 7

System Characteristics

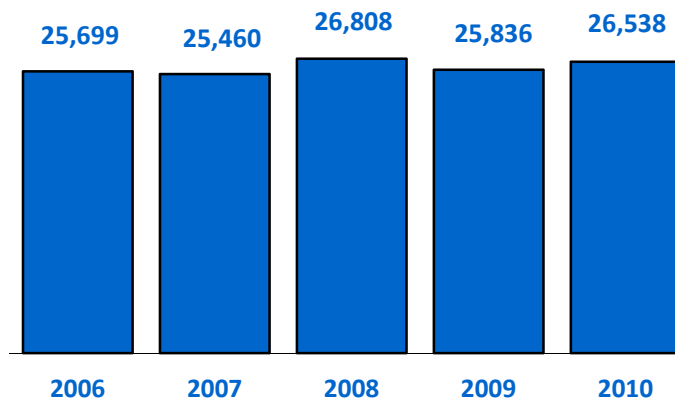
Vehicles:	Two Class 400	Service Hours:	
Service Type:	Route deviation, dial-a-ride, route guarantee and subscription	Monday - Friday	7 a.m. - 4:30 p.m.
		Saturday - Sunday	No service
Funding Class:	Small urban	Base Fare:	\$2

System Data

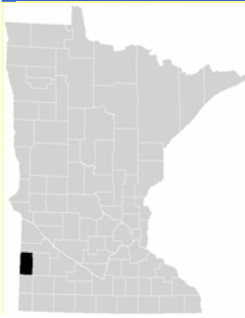
Operating Expenditures



Ridership



LINCOLN COUNTY HEARTLAND EXPRESS



Contact: Cara Nielsen
Title: Transit director
Address: 319 N. Rebecca St., P.O. Box 29
City State Zip: Ivanhoe, MN 56142
Telephone: 507-694-1813
Fax: 507-694-1198
Email: cnielsen@co.lincoln.mn.us
Website: www.co.lincoln.mn.us



2010 Highlights

- Managed to stay running another year with a tight budget.
- Talked to many groups on the benefits of riding transit.
- Had little to no breakdowns on the buses.

System Snapshot

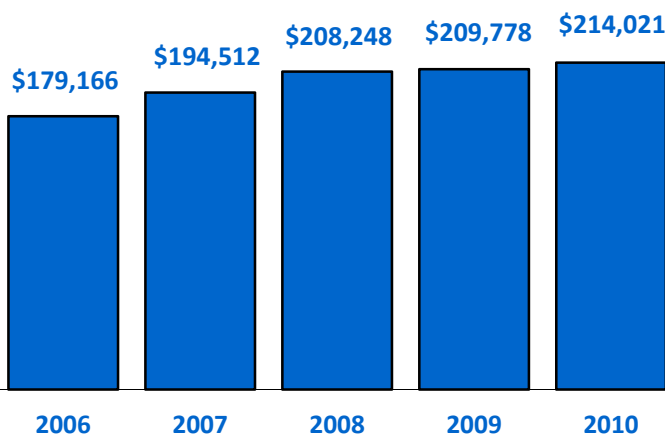
Legal Name: Lincoln County
Type of Government: County
Area Served: Lincoln County
Legislative Senate District: 20
Legislative House District: 20A
Congressional District: 7

System Characteristics

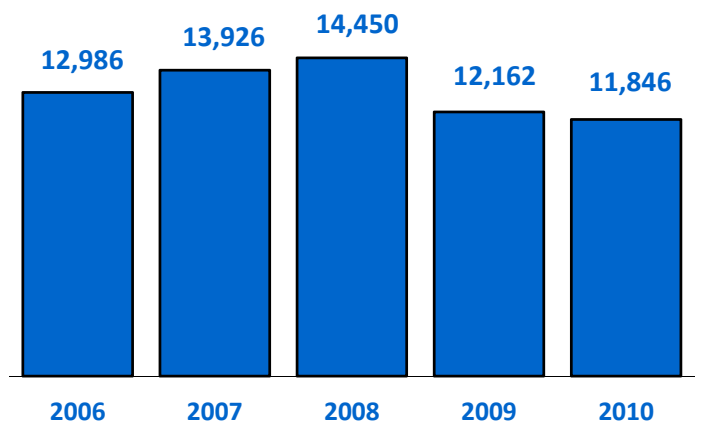
Vehicles: Two Class 400
Service Type: Dial-a-ride
Funding Class: Rural
Service Hours:
Monday - Friday 8:30 a.m. - 4:30 p.m.
Saturday - Sunday No service
Base Fare: Varies by ride/destination

System Data

Operating Expenditures



Ridership



MAHNOMEN COUNTY HEARTLAND EXPRESS



Contact: Karen Hanson
Title: Transit coordinator
Address: 311 N. Main St., P.O. Box 460
City State Zip: Mahnomen, MN 56557
Telephone: 218-935-2560
Fax: 218-935-5459
Email: khanson@hs.co.mahnomen.mn.us
Website: www.mahnomencounty-mn.org



2010 Highlights

- Negotiated a contract to provide transportation for individuals to attend the Norman County DAC in Ada. Service began in February 2011.
- Continued providing transportation for children at the catholic school to the public school for speech and special education services.

System Snapshot

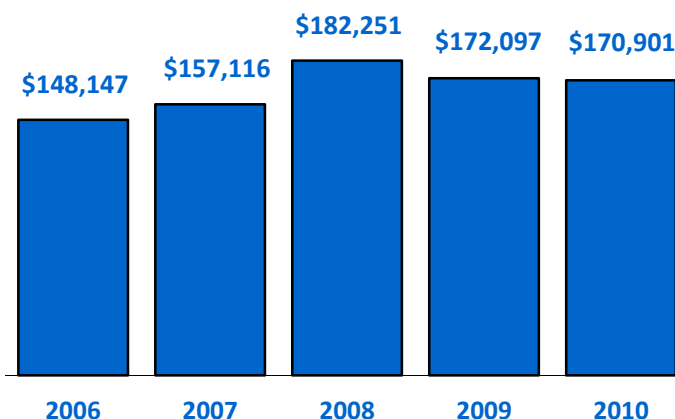
Legal Name: Mahnomen County Human Services
Type of Government: County
Area Served: Mahnomen County
Legislative Senate District: 02
Legislative House District: 02A
Congressional District: 7

System Characteristics

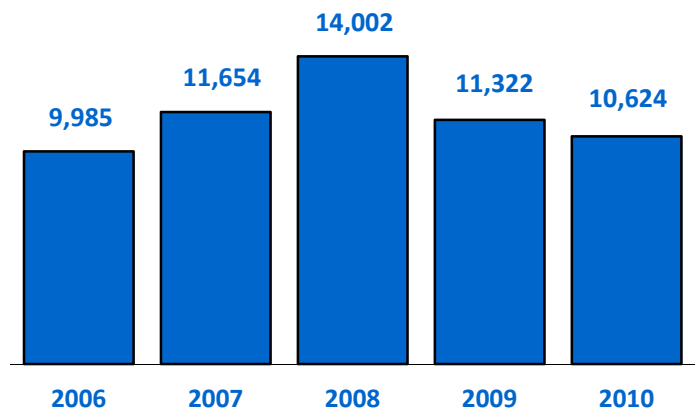
Vehicles:	Three Class 400	Service Hours:	
Service Type:	Dial-a-ride	Monday - Friday	7:30 a.m.- 4:30 p.m.
Funding Class:	Rural	Saturday - Sunday	No service
		Base Fare:	\$1

System Data

Operating Expenditures



Ridership



MANKATO – GREATER MANKATO TRANSIT SYSTEM



Contact: Mark Anderson
Title: Superintendent
Address: 10 Civic Center Plaza, P.O. Box 3368
City State Zip: Mankato, MN 56002-3368
Telephone: 507-387-8655
Fax: 507-387-2076
Email: manderson@city.mankato.mn.us
Website: www.ci.mankato.mn.us



2010 Highlights

- Maintained a three-pronged approach to operational redesign of transit system with fall 2012 target for implementation of recommendations.
- Realigned Route 1 to improve efficiency and access.
- Replaced Class 400 and Class 600 buses with Class 500 and Class 700 buses.

System Snapshot

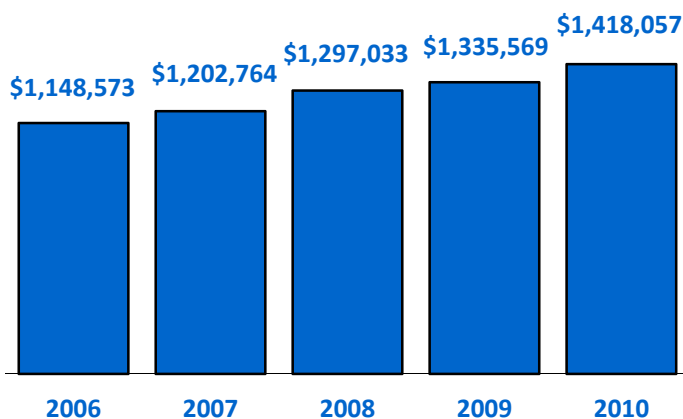
Legal Name: City of Mankato
Type of Government: City
Area Served: Cities of Mankato and North Mankato
Legislative District: 23A and 23B
Congressional District: 1

System Characteristics

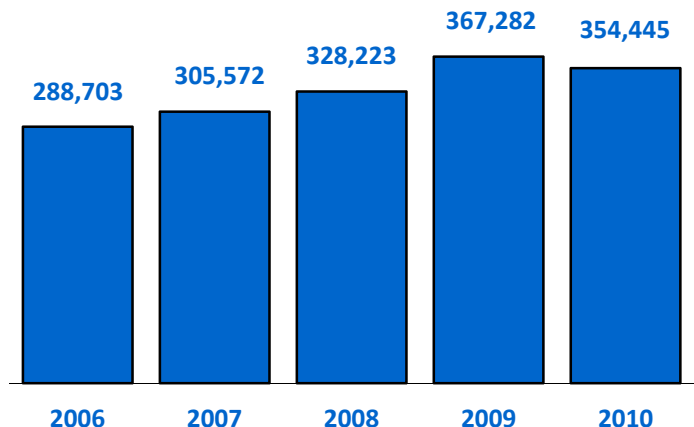
Vehicles:	One Class 400, five Class 500, three Class 600 and seven Class 700	Service Hours:	
Service Type:	Fixed route and complementary paratransit	Monday - Friday	6:35 a.m. - 5:35 p.m.
Funding Class:	Small urban	Saturday	10 a.m. - 5:30 p.m.
		Sunday	No service
		Base Fare:	\$1.50

System Data

Operating Expenditures



Ridership



MARTIN COUNTY TRANSIT



Contact: Scott Higgins
Title: Coordinator
Address: 201 Lake Ave.
City State Zip: Fairmont, MN 56031
Telephone: 507-238-3126
Fax: 507-238-3136
Email: scott.higgins@co.martin.mn.us
Website: www.co.martin.mn.us



2010 Highlights

- Completed project planning for dispatching software that uses ARRA funding.
- Continued Farebox Recovery approximately 25 percent.
- Completed 50 x 150 feet concrete apron for transit facility.

System Snapshot

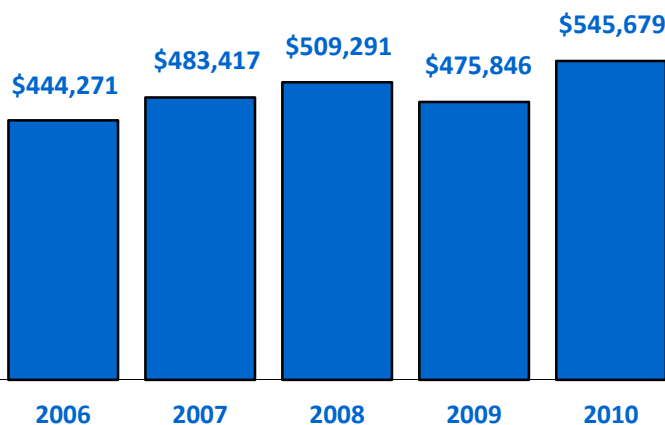
Legal Name: Martin County
Type of Government: County
Area Served: City of Fairmont and Martin County
Legislative Senate District: 24
Legislative House District: 24A
Congressional District: 1

System Characteristics

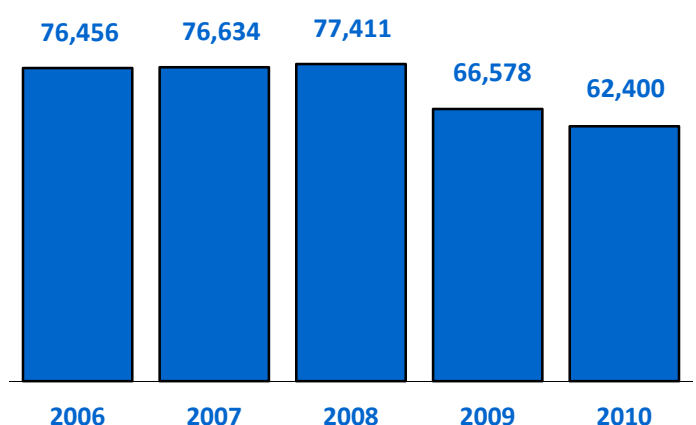
Vehicles:	Seven Class 400	Service Hours:	
Service Type:	Dial-a-ride	Monday - Friday	5 a.m. - 6 p.m.
Funding Class:	Rural	Saturday	5 a.m. - 10 p.m.
		Sunday	8 a.m. - 10 p.m.
		Base Fare:	\$2.75

System Data

Operating Expenditures



Ridership



MEEKER COUNTY PUBLIC TRANSIT



Contact: Donna Anderson
Title: Director
Address: 812 East Ripley
City State Zip: Litchfield, MN 55355
Telephone: 320-693-7794
Fax: 320-373-6645
Email: donnaanderson@ecumen.org
Website: www.ecumenoflitchfield.org



2010 Highlights

- Implemented RouteMatch Technology software.
- Placed second at State Rodeo (Bryan Thiele).
- Increased ridership with very few denials.

System Snapshot

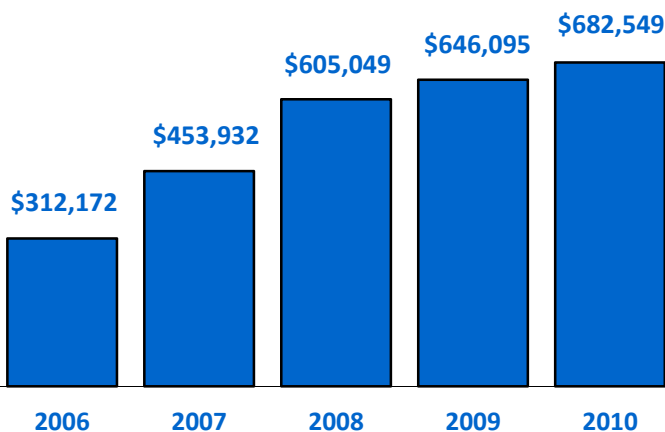
Legal Name: Ecumen/Meeker Public Transit
Type of Government: County
Area Served: City of Litchfield and Meeker County
Legislative Senate District: 18
Legislative House District: 18A and 18B
Congressional District: 7

System Characteristics

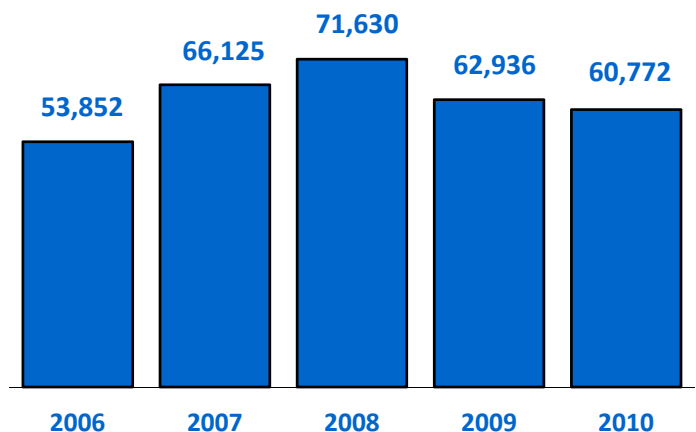
Vehicles:	Six Class 400	Service Hours:	
Service Type:	Route deviation, dial-a-ride and subscription	Monday - Friday	6:45 a.m. - 6 p.m.
Funding Class:	Rural	Saturday	8 a.m. - 1 p.m.
		Sunday	8 a.m. - noon
		Base Fare:	\$1.50 (ages 3-15 and 56+); \$2 (ages 16-55) one way in town; \$3 one way in county

System Data

Operating Expenditures



Ridership



MONTEVIDEO TRANSIT



Contact: Nick Haggemiller
Title: Community development director
Address: 103 Canton Ave.
City State Zip: Montevideo, MN 56265
Telephone: 320-269-6575
Fax: 320-269-9340
Email: cdd@montevideomn.org
Website: www.montevideomn.org



2010 Highlights

- Provided nearly 10 percent more rides to the public than in 2009.
- Improved coordination with area pre-schools and social service providers.
- Continued reaching underserved and untapped segments of our population.

System Snapshot

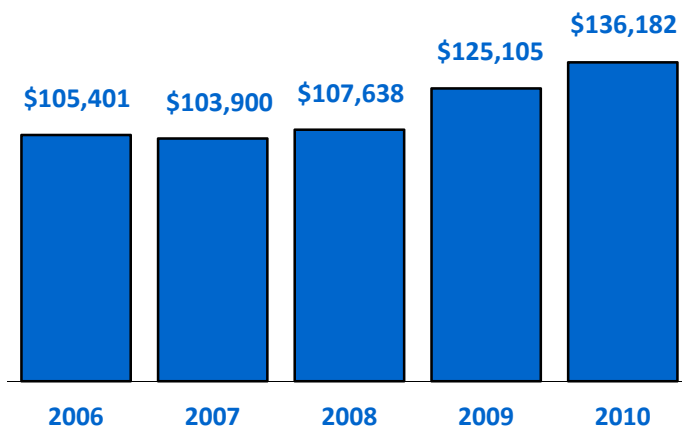
Legal Name: City of Montevideo
Type of Government: City
Area Served: City of Montevideo
Legislative District: 20B
Congressional District: 7

System Characteristics

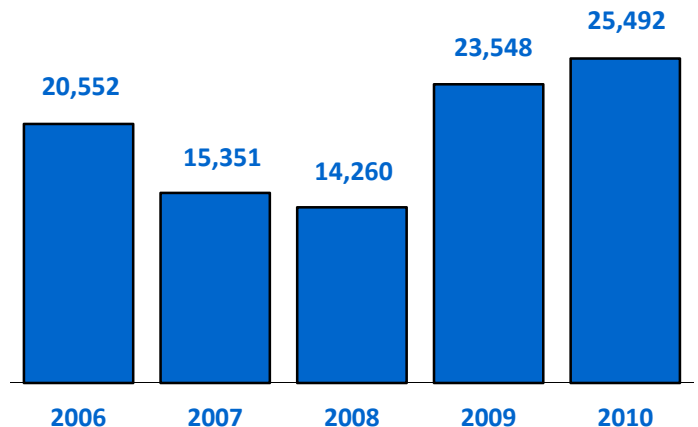
Vehicles:	Two Class 400	Service Hours:	
Service Type:	Dial-a-ride	Monday - Friday	5:30 a.m. - 4:30 p.m.
Funding Class:	Small urban	Saturday - Sunday	No service
		Base Fare:	\$1.50

System Data

Operating Expenditures



Ridership



MOORHEAD METROPOLITAN AREA TRANSIT (MAT)



Contact: Lori Van Beek
Title: Transit manager
Address: 650 23rd St. N.
City State Zip: Fargo, ND 58102
Telephone: 701-476-6686
Fax: 701-241-8558
Email: lvambeek@matbus.com
Website: www.matbus.com



2010 Highlights

- Installed an Automatic Vehicle Location System and purchased two outdoor kiosks.
- Began operation of new GFI electronic fare boxes.
- Completed new marketing plan and implemented new MATBUS logo and website.
- Installed electronic route signs on rear and front of buses.

System Snapshot

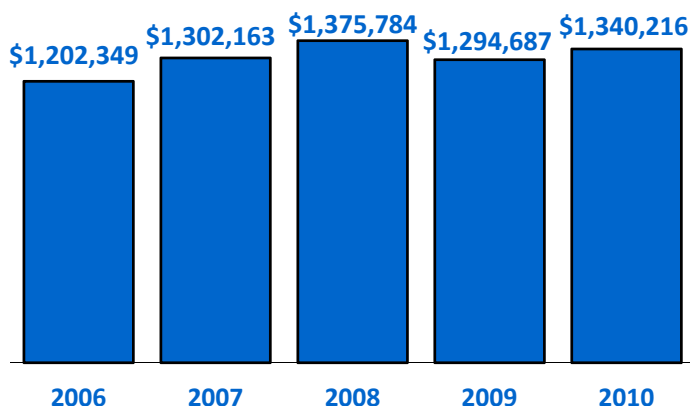
Legal Name: City of Moorhead
Type of Government: City
Area Served: Cities of Dilworth and Moorhead
Legislative District: 09A and 09B
Congressional District: 7

System Characteristics

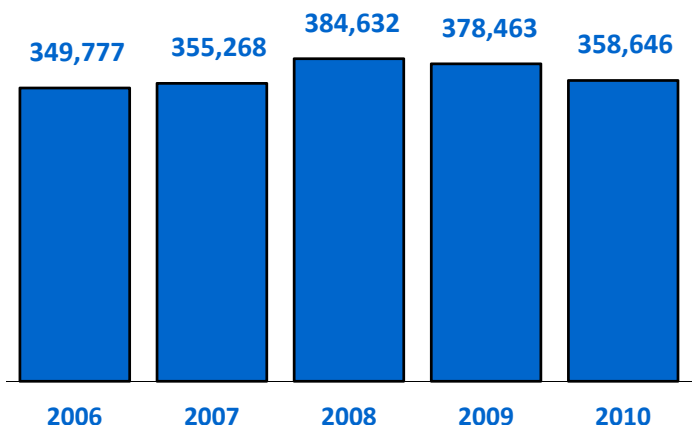
Vehicles:	10 Class 700	Service Hours:	
Service Type:	Fixed route	Monday - Friday	6:15 a.m. - 10:15 p.m.
Funding Class:	Urban	Saturday - Sunday	No service
		Base Fare:	\$1.25

System Data

Operating Expenditures



Ridership



MOORHEAD METROPOLITAN AREA TRANSIT-PARATRANSIT



Contact: Lori Van Beek
Title: Transit manager
Address: 650 23rd St. N.
City State Zip: Fargo, ND 58102
Telephone: 701-476-6686
Fax: 701-241-8558
Email: lvambeek@matbus.com
Website: www.matbus.com



2010 Highlights

- Went live with new RouteMatch dispatch software in January 2010.
- Increased Metro Senior Ride service by adding one van in March 2010.
- Conducted workshops with area medical social workers regarding ADA paratransit application process and medical verifications.

System Snapshot

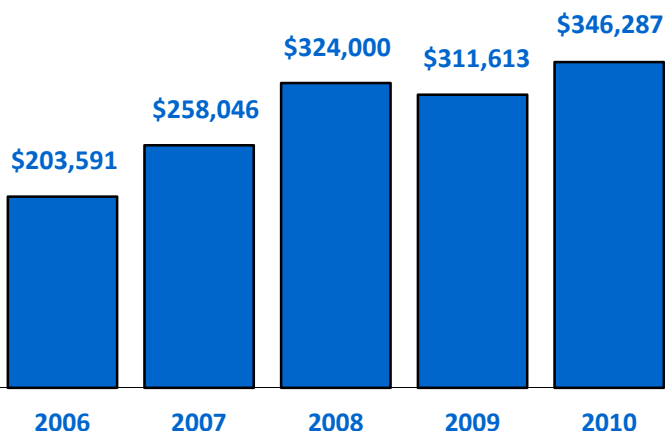
Legal Name: City of Moorhead
Type of Government: City
Area Served: Cities of Dilworth and Moorhead
Legislative District: 09A and 09B
Congressional District: 7

System Characteristics

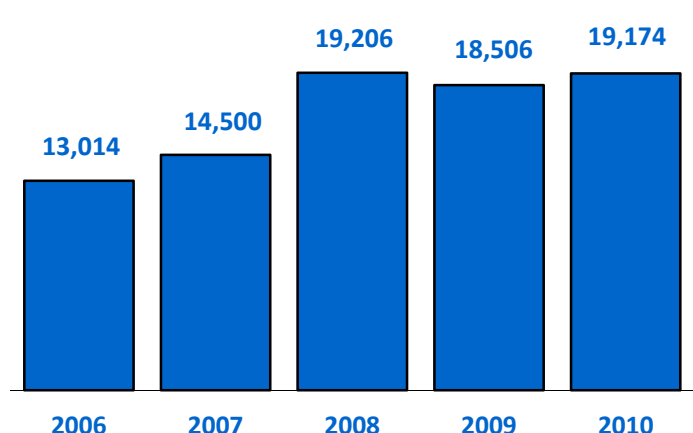
Vehicles:	Four Class 400 and three Vans	Service Hours:	
Service Type:	Dial-a-ride	Monday - Friday	6:15 a.m. - 10:15 p.m.
Funding Class:	Urban and complementary	Saturday	7:15 a.m. - 10:15 p.m.
		Sunday	No service
		Base Fare:	\$2.50

System Data

Operating Expenditures



Ridership



MORRIS TRANSIT



Contact: Eugene Krosschell
Title: Finance director
Address: P.O. Box 438
City State Zip: Morris, MN 56267
Telephone: 320-589-1000
Fax: 320-589-3111
Email: gene@ci.morris.mn.us
Website: www.ci.morris.mn.us



2010 Highlights

- Maintained our good driving record and passenger numbers.
- Participated in local events to raise awareness of public transportation.

System Snapshot

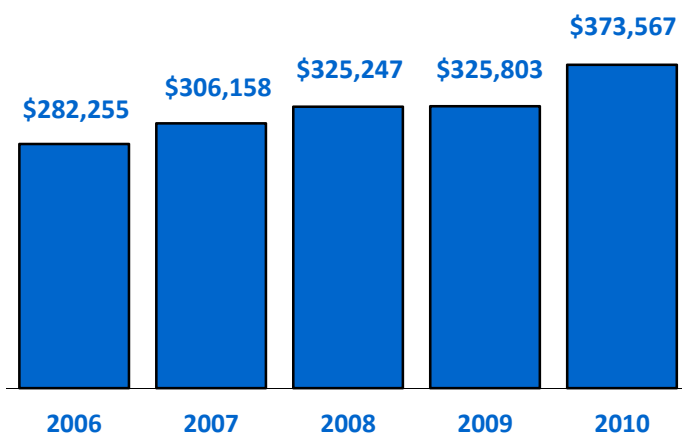
Legal Name: City of Morris
Type of Government: City
Area Served: City of Morris
Legislative District: 11A
Congressional District: 7

System Characteristics

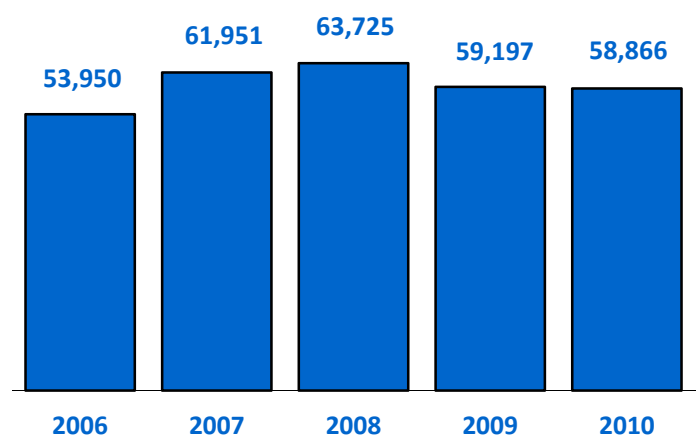
Vehicles:	Six Class 400	Service Hours:	
Service Type:	Dial-a-ride	Monday - Friday	6 a.m. - 10 p.m.
Funding Class:	Small urban	Saturday	noon - 4 p.m.
		Sunday	8 a.m. - 12:30 p.m.
		Base Fare:	\$1.25-\$2.50

System Data

Operating Expenditures



Ridership



MURRAY COUNTY HEARTLAND EXPRESS



Contact: Michelle Miranowski
Title: Transportation coordinator
Address: 2439 Broadway Ave.
City State Zip: Slayton, MN 56172
Telephone: 507-836-6648
Fax: 507-836-8875
Email: mcrides@frontiernet.net
Website: N/A



2010 Highlights

- Had an accident free year.
- Raised awareness of public transportation at local parades, county fair and community meetings.
- Increased ridership from 2009.

System Snapshot

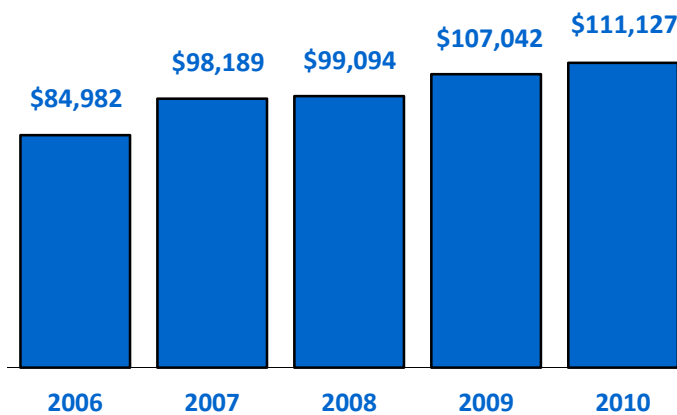
Legal Name: Murray County
Type of Government: County
Area Served: Murray County
Legislative Senate District: 22
Legislative House District: 22A
Congressional District: 1

System Characteristics

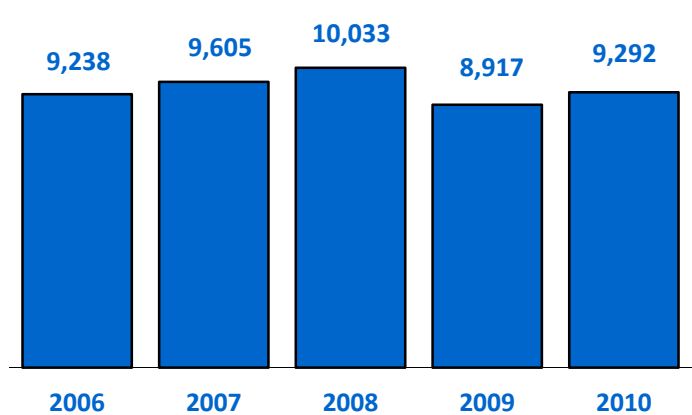
Vehicles:	One Class 400	Service Hours:	
Service Type:	Demand response	Monday - Friday	8 a.m. - 4 p.m.
Funding Class:	Rural	Saturday - Sunday	No service
		Base Fare:	\$2.50-5.00

System Data

Operating Expenditures



Ridership



NORTHFIELD TRANSIT



Contact: Brian Welch, P.E.
Title: Engineering services engineer
Address: 801 Washington St. S.
City State Zip: Northfield, MN 55057
Telephone: 507-645-3027
Fax: 507-645-3055
Email: brian.welch@ci.northfield.mn.us
Website: www.ci.northfield.mn.us/cityservices/transit



2010 Highlights

- Have system routing redesign in final planning stages.
- Completed GIS mapping and community visits for input on transit service needs.
- Changed transit system management.

System Snapshot

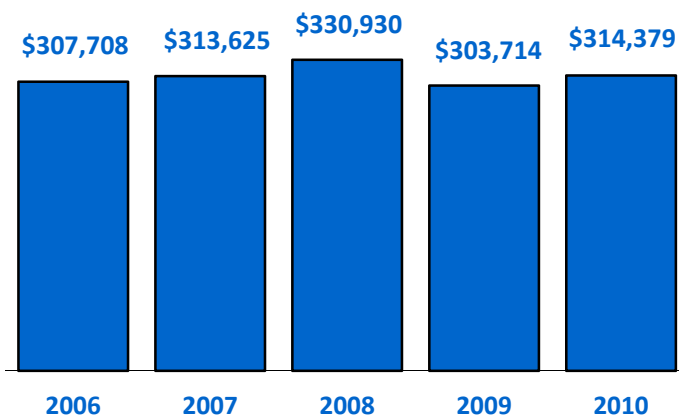
Legal Name: City of Northfield
Type of Government: City
Area Served: City of Northfield
Legislative Senate District: 25 and 36
Legislative House District: 25B and 36B
Congressional District: 2

System Characteristics

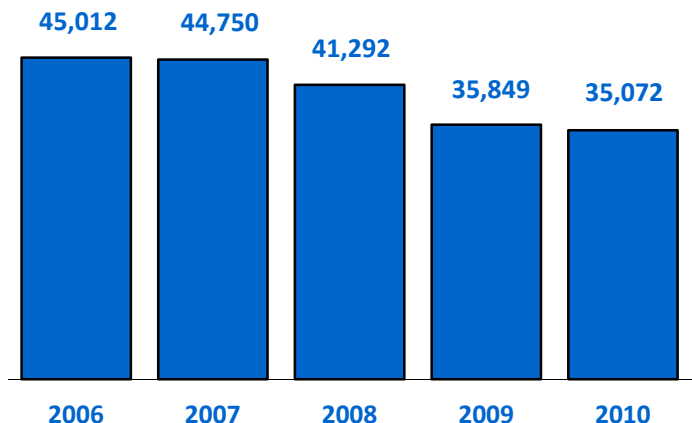
Vehicles: Four Class 400 and one Class 500
Service Type: Route deviation and dial-a-ride
Funding Class: Small urban
Service Hours:
Monday - Friday 7 a.m. - 5:30 p.m.
Saturday 10 a.m. - 1 p.m.
Sunday No service
Base Fare: \$1; \$4 Jefferson Line connection

System Data

Operating Expenditures



Ridership



PAUL BUNYAN TRANSIT



Contact: Gregory O. Negard
Title: Executive director
Address: 706 Railroad St., P.O. Box 1773
City State Zip: Bemidji, MN 56619
Telephone: 218-444-9520
Fax: 218-444-9521
Email: g.negard@paulbunyantransit.com
Website: www.paulbunyantransit.com



2010 Highlights

- Started construction of new bus garage, with parking for 12 buses, bus wash and mechanics bay.
- Remodeled offices and dispatch center.
- Began dispatching for Park Rapids Heartland Express using AVL system.

System Snapshot

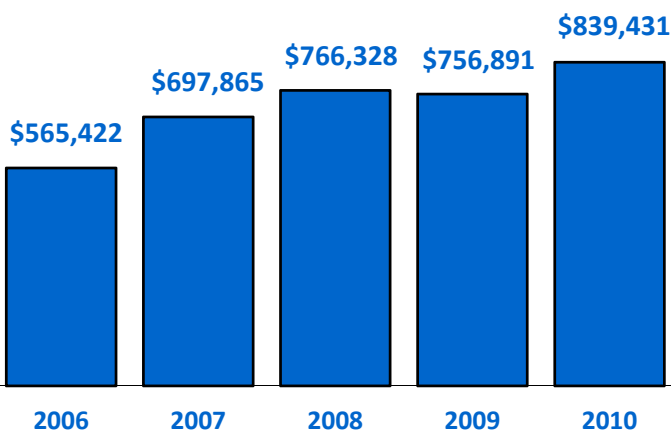
Legal Name: Paul Bunyan Transit
Type of Government: Non-profit
Area Served: City of Bemidji and Beltrami County
Legislative Senate District: 02 and 04
Legislative House District: 02B and 04A
Congressional District: 7 and 8

System Characteristics

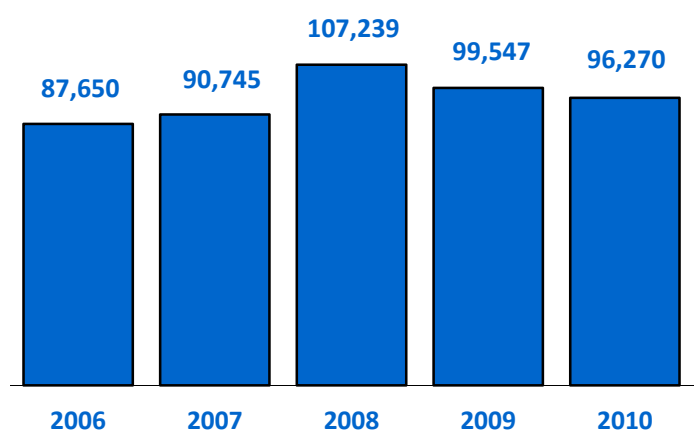
Vehicles:	12 Class 400 and one Class 500	Service Hours:	
Service Type:	Route deviation, dial-a-ride and subscription	Monday - Friday	7 a.m. - 6 p.m.
Funding Class:	Rural	Saturday	8 a.m. - 5 p.m.
		Sunday	No service
		Base Fare:	\$1.50

System Data

Operating Expenditures



Ridership



PINE RIVER RIDE WITH US BUS



Contact: Valerie Kuschel
Title: Transit administrator
Address: P.O. Box 87
City State Zip: Pine River, MN 56474
Telephone: 218-587-2440
Fax: 218-587-2168
Email: prridewithusbus@hotmail.com
Website: www.pinerivermn.com



2010 Highlights

- Had 100,000+ accident free miles.
- Experienced steady increase of riders every year.

System Snapshot

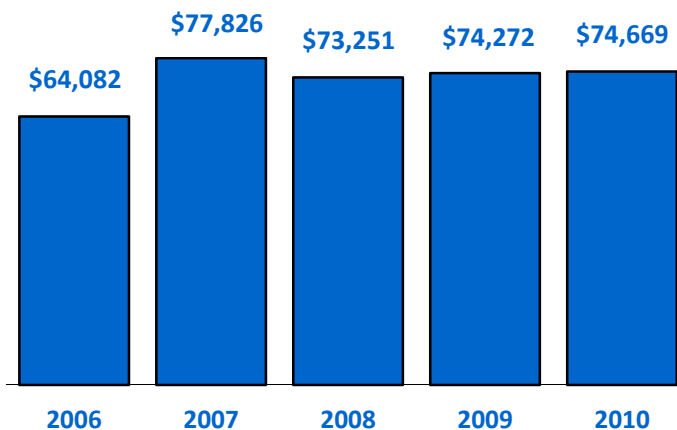
Legal Name: City of Pine River
Type of Government: City
Area Served: City of Pine River
Legislative District: 4B
Congressional District: 8

System Characteristics

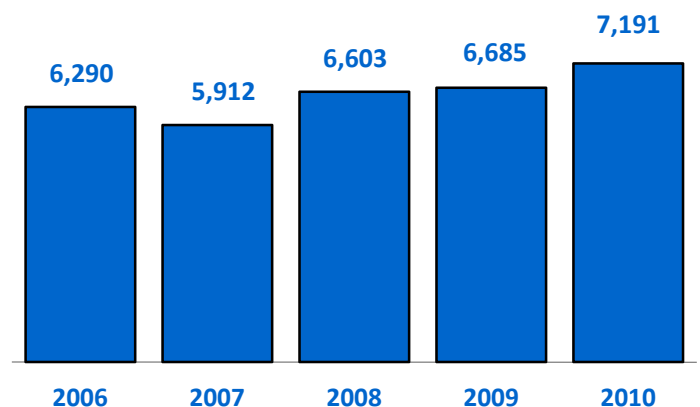
Vehicles:	One Class 300	Service Hours:	
Service Type:	Dial-a-ride	Monday - Friday	8:45 a.m. - 4 p.m.
Funding Class:	Rural	Saturday - Sunday	No service
		Base Fare:	\$1

System Data

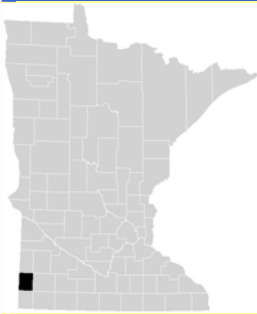
Operating Expenditures



Ridership



PIPESTONE COUNTY TRANSIT



Contact: Marc Hall
Title: Transit director
Address: 811 Fifth St. SE
City State Zip: Pipestone, MN 56164
Telephone: 507-825-6713
Fax: 507-825-6774
Email: marc.hall@co.pipestone.mn.us
Website: www.pipestone-county.com



2010 Highlights

- Implemented dispatching software.
- Increased riders using wheel chairs by 15 percent.

System Snapshot

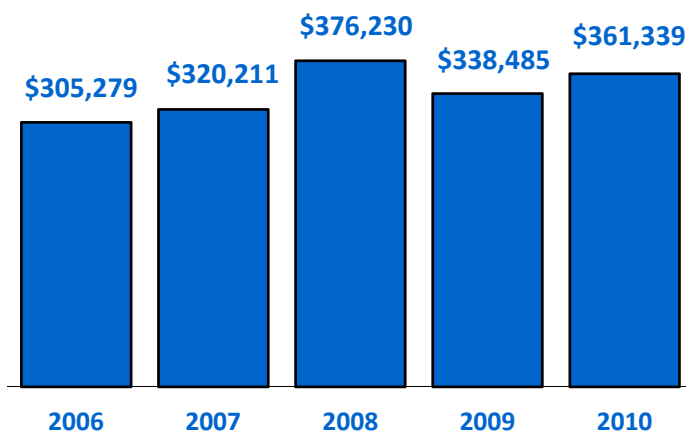
Legal Name: Pipestone County
Type of Government: County
Area Served: Pipestone County
Legislative Senate District: 22
Legislative House District: 22A
Congressional District: 1

System Characteristics

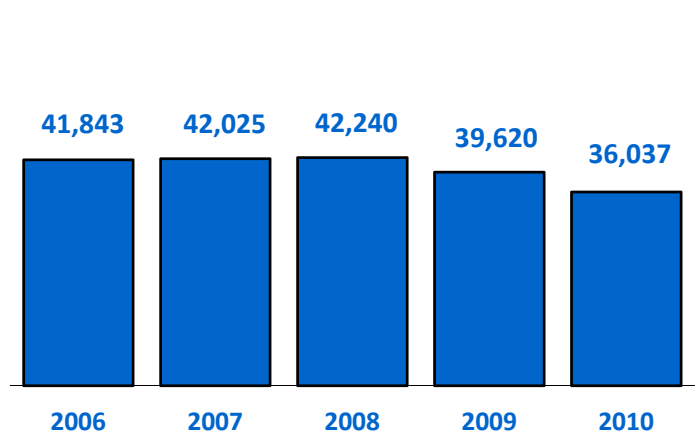
Vehicles:	Four Class 400	Service Hours:	
Service Type:	Dial-a-ride	Monday - Friday	7 a.m. - 5 p.m.
Funding Class:	Rural	Saturday	9 a.m. - 3 p.m.
		Sunday	8 a.m. - 1 p.m.
		Base Fare:	\$1.75 city

System Data

Operating Expenditures



Ridership



PRAIRIE FIVE RIDES



Contact: Ted Nelson
Title: Transportation program manager
Address: 7th St. & Washington Ave., N.,
P.O. Box 159
City State Zip: Montevideo, MN 56265
Telephone: 320-269-8727
Fax: 320-269-6570
Email: tedp5@willmarnet.com
Website: www.prairiefive.com



2010 Highlights

- Implemented a new passenger assistance program.
- Maintained a reliable and dedicated pool of volunteer drivers.
- Hired and trained new staff in the dispatch office.
- Plan to install new dispatching system and cameras in 2012

System Snapshot

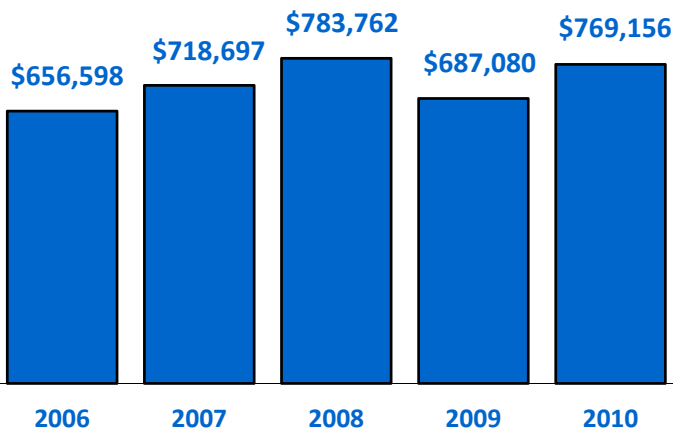
Legal Name: Prairie Five CAC Inc.
Type of Government: CAP
Area Served: Big Stone, Chippewa, Lac Qui Parle, Swift and Yellow Medicine counties
Legislative Senate District: 20
Legislative House District: 20A and 20B
Congressional District: 7

System Characteristics

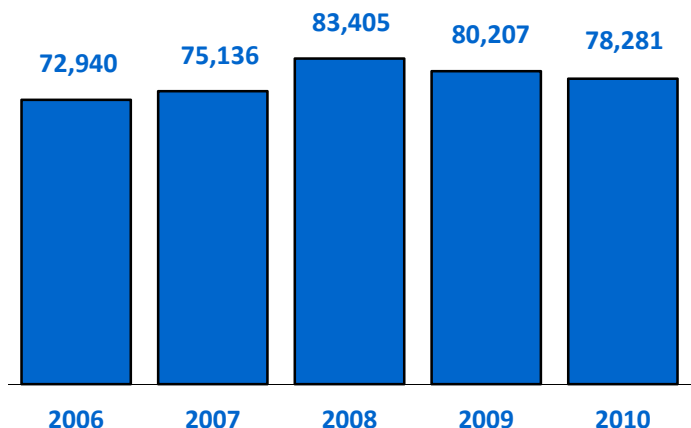
Vehicles: Nine Class 400
Service Type: Dial-a-ride
Funding Class: Rural
Service Hours:
Monday - Friday 6 a.m. - 6 p.m.
Saturday - Sunday No service
Base Fare: \$1 cities served; 25 cents per mile county rides

System Data

Operating Expenditures



Ridership



PRAIRIELAND TRANSIT



Contact: Karen DeBoer
Title: Transit director
Address: 1106 Third Ave.
City State Zip: Worthington, MN 56187
Telephone: 507-376-3322
Fax: 507-372-4372
Email: kdeboer@smoc.us
Website: N/A



2010 Highlights

- Coordinated with neighboring transit systems to allow Nobles County residents greater access to additional transportation options.
- Provided 20 routes in Nobles County each week with two Prairieland Transit buses.
- Made Nobles County Heartland Express bus service available to all 14 communities in Nobles County five times each week.

System Snapshot

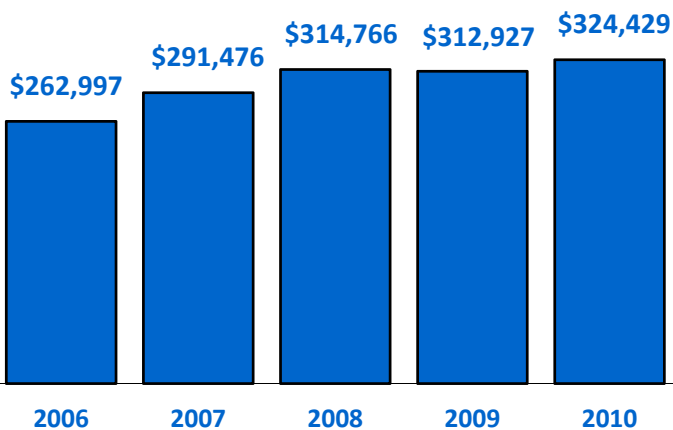
Legal Name: Southwestern Minnesota Opportunity Council Inc.
Type of Government: Non-profit
Area Served: Nobles County
Legislative Senate District: 22
Legislative House District: 22A and 22B
Congressional District: 1

System Characteristics

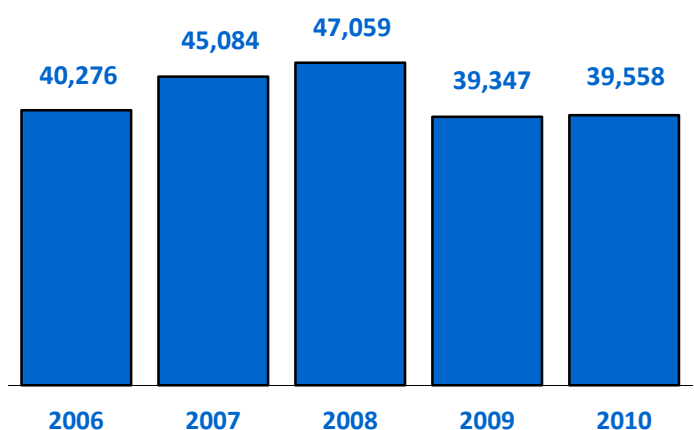
Vehicles: Two Class 400
Service Type: Route deviation and dial-a-ride
Funding Class: Rural
Service Hours:
Monday - Friday 7 a.m. - 6 p.m.
Saturday - Sunday No service
Base Fare: \$3

System Data

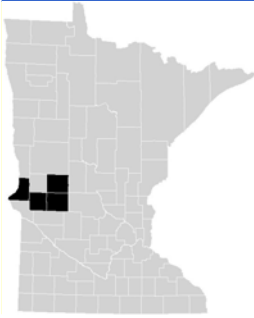
Operating Expenditures




Ridership



RAINBOW RIDER TRANSIT



Contact: Harold Jennissen
Title: Transit director
Address: 249 Poplar Ave., P.O. Box 136
City State Zip: Lowry, MN 56349
Telephone: 320-283-5065
Fax: 320-283-5066
Email: hjenn@runestone.net
Website: www.rainbowriderbus.com



2010 Highlights

- Grant County joined Rainbow Rider in January 2011.
- Increased passenger numbers by 4.7 percent from 2009.

System Snapshot

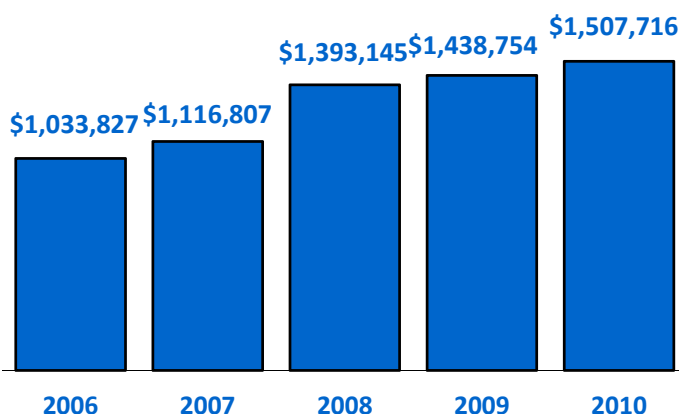
Legal Name: Rainbow Rider Transit Board
Type of Government: Joint Powers Board
Area Served: Douglas, Grant, Pope, Stevens, Traverse and Todd counties
Legislative Senate District: 09, 11 and 13
Legislative House District: 09B, 11A, 11B and 13A
Congressional District: 7

System Characteristics

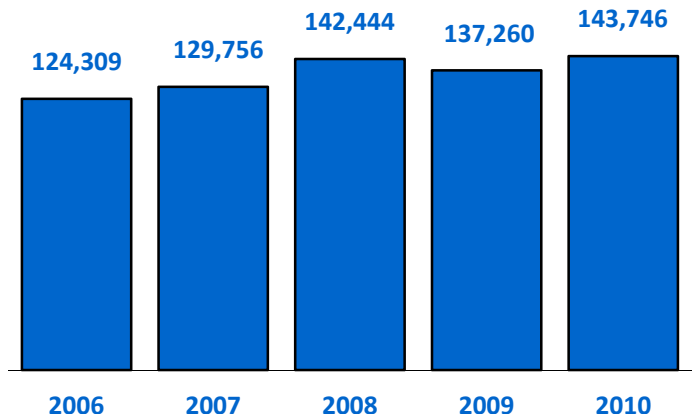
Vehicles: 34 Class 400, one Class 500 and two vans
Service Type: Dial-a-ride
Funding Class: Rural
Service Hours:
Monday - Friday 6 a.m. - 7:45 p.m.
Saturday 7:30 a.m. - 4:30 p.m.
Sunday No service
Base Fare: \$2-\$5

System Data

Operating Expenditures



Ridership



RED LAKE TRANSIT



Contact: Mike Ness
Title: Director
Address: 24415 Highway 1, P.O. Box 95
City State Zip: Red Lake, MN 56671
Telephone: 218-679-2910
Fax: 218-679-4088
Email: rltrans@paulbunyan.net
Website: N/A



2010 Highlights

- Completed new addition to building for dispatching offices and waiting area.
- Added two new buses—one gas and one hybrid—to fleet.
- Purchased a new storage building in 2010, erected in 2011.
- Ordered new secure digital radio system with GPS and text messaging capability, to be implemented in 2011.

System Snapshot

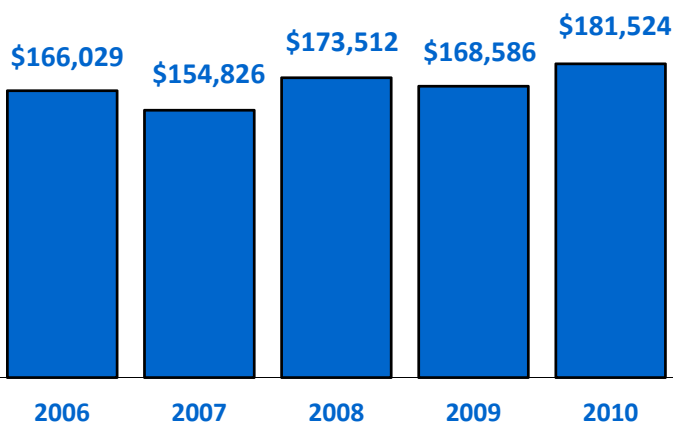
Legal Name: Red Lake Band of the Chippewa
Type of Government: Tribal
Area Served: Cities of Red Lake, Redby, Ponemah, Little Rock Community and Bemidji
Legislative District: 04A
Congressional District: 7

System Characteristics

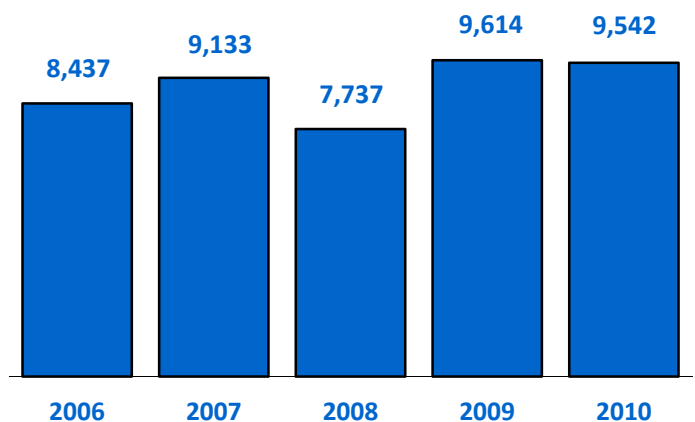
Vehicles:	Six Class 400 and One Class 500	Service Hours:	
Service Type:	Deviated fixed route and dial-a-ride	Monday - Friday	6 a.m. - 5 p.m.
Funding Class:	Rural	Saturday - Sunday	No service
		Base Fare:	\$1

System Data

Operating Expenditures



Ridership



RENVILLE COUNTY HEARTLAND EXPRESS



Contact: Rachel Schneiderman
Title: Director
Address: 612 E. Lincoln
City State Zip: Olivia, MN 56277
Telephone: 320-523-3589
Fax: 320-523-1043
Email: rachel_s@co.renville.mn.us
Website: www.co.renville.mn.us



2010 Highlights

- Created Facility Maintenance Plan.
- Purchased one new bus with Transit Capital Assistance ARRA Grant.
- Created Public Transit Vehicle Maintenance Plan.

System Snapshot

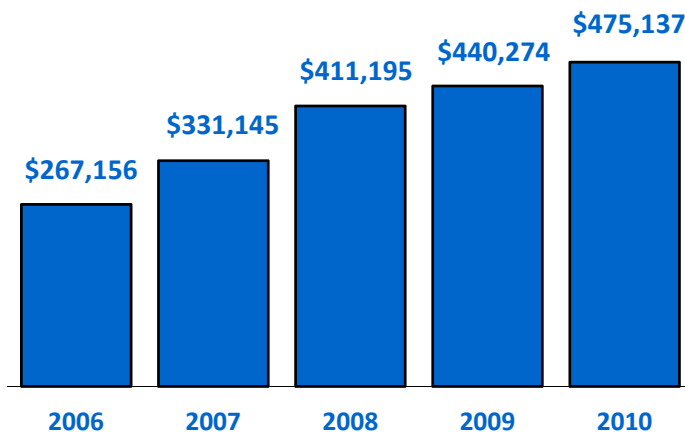
Legal Name: Renville County
Type of Government: County
Area Served: Renville County
Legislative Senate District: 20
Legislative House District: 20B
Congressional District: 7

System Characteristics

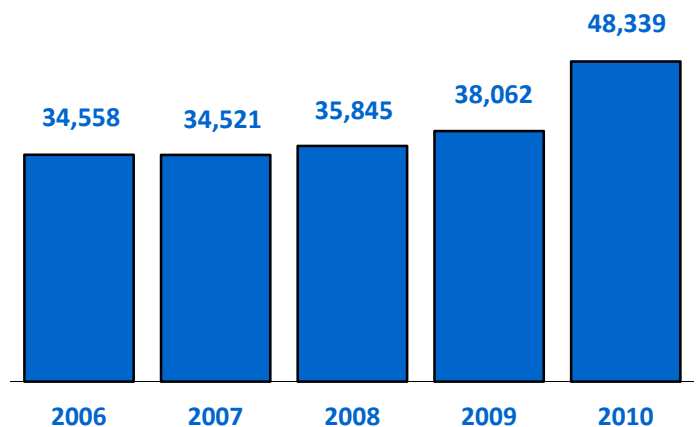
Vehicles:	Seven Class 400	Service Hours:	
Service Type:	Dial-a-ride	Monday - Friday	6:30 a.m. - 5:30 p.m.
Funding Class:	Rural	Saturday - Sunday	No service
		Base Fare:	\$1.50-\$4

System Data

Operating Expenditures



Ridership



RIVERRIDER PUBLIC TRANSIT



Contact: Chad Gessell
Title: Transit director
Address: 17211 198th Ave NW, P.O. Box 395
City State Zip: Big Lake, MN 55309
Telephone: 763-263-0101
Fax: 763-263-0112
Email: chadg@izoom.net
Website: www.riverridertransit.com



2010 Highlights

- Began a new route for Options Inc. of Big Lake. The deviated route increased access for general public riders in the Princeton and Zimmerman area.
- Showed a small increase in ridership for 2010, despite that several of the strongest service areas were hit hard by the economic downturn.

System Snapshot

Legal Name: RiverRider Public Transit
Type of Government: Joint Powers Board
Area Served: Sherburne and Wright counties
Legislative Senate District: 15, 16, 18, 19, 32 and 48
Legislative House District: 15B, 16A, 16B, 18B, 19A, 19B, 32A and 48A
Congressional District: 6

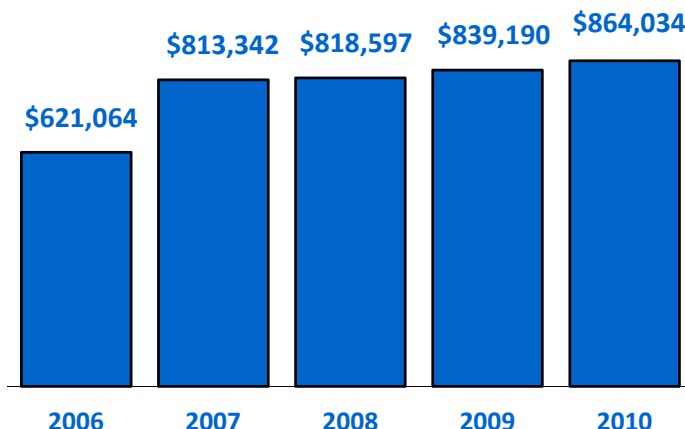
System Characteristics

Vehicles: Seven Class 400 and seven Class 500
Service Type: Deviated route and dial-a-ride
Funding Class: Rural

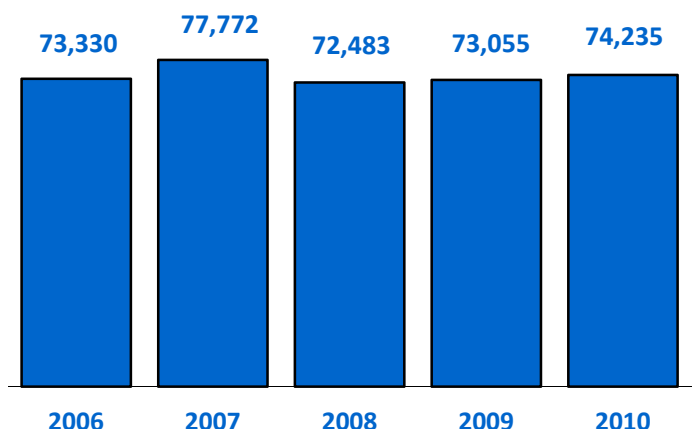
Service Hours:
Monday - Friday 7 a.m. - 5 p.m.
Saturday - Sunday No service
Base Fare: \$1.25

System Data

Operating Expenditures




Ridership



ROCHESTER PUBLIC TRANSIT – REGULAR ROUTE



Contact: Anthony Knauer
Title: Transit & parking manager
Address: 201 Fourth St. SE
City State Zip: Rochester, MN 55904
Telephone: 507-328-2424
Fax: 507-328-2401
Email: tknauer@rochestermn.gov
Website: www.rochesterbus.com



2010 Highlights

- Completed reconstruction of the downtown transit station (over 6,000 passengers per weekday) including heat, LED lighting and electronic signs. Public art complementing the surrounding architecture.
- Awarded bids for the operations and maintenance area phase of the new Transit Operations Center.
- Added four new low floor buses to the fleet that are 100 percent low floor accessible.

System Snapshot

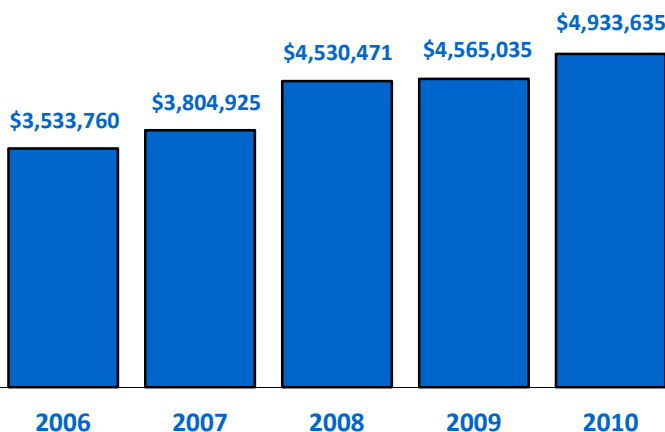
Legal Name: City of Rochester
Type of Government: City
Area Served: City of Rochester
Legislative District: 29A, 29B, 30A and 30B
Congressional District: 1

System Characteristics

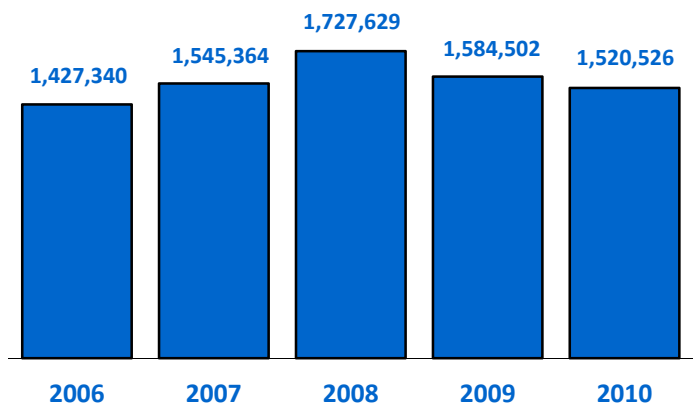
Vehicles:	43 Class 700	Service Hours:	
Service Type:	Regular route	Monday - Friday	5:30 a.m. - 10 p.m.
Funding Class:	Urban	Saturday	8:15 a.m. - 6:40 p.m.
		Sunday	No service
		Base Fare:	\$2

System Data

Operating Expenditures



Ridership



ROCHESTER DIAL-A-RIDE



Contact: Anthony Knauer
Title: Transit & parking manager
Address: 201 Fourth St. SE
City State Zip: Rochester, MN 55904
Telephone: 507-328-2424
Fax: 507-328-2401
Email: tknauer@rochestermn.gov
Website: www.rochesterbus.com



2010 Highlights

- Introduced a new low floor ARCBOS was on the dial-a-ride system.
- Looked at various model buses to replace its low Floor Orion IIs, which are no longer manufactured.
- Transported paratransit passengers---approximately 25 percent use wheelchairs.

System Snapshot

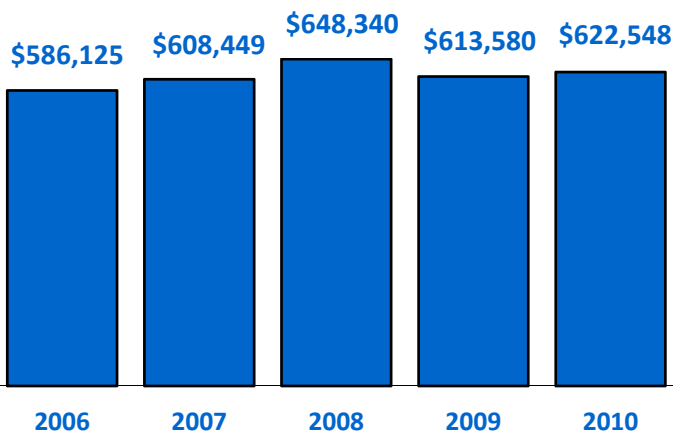
Legal Name: City of Rochester
Type of Government: City
Area Served: City of Rochester
Legislative District: 29A, 29B, 30A and 30B
Congressional District: 1

System Characteristics

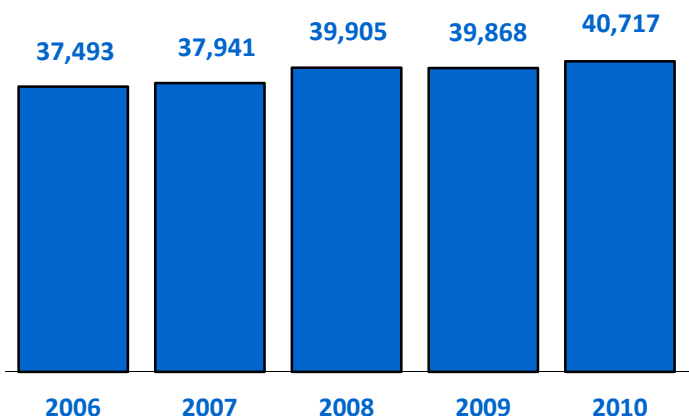
Vehicles:	One Class 400 and five Class 600	Service Hours:	
Service Type:	Dial-a-ride	Monday - Friday	5:30 a.m. - 10 p.m.
Funding Class:	Urban	Saturday	7 a.m. - 7 p.m.
		Sunday	No service
		Base Fare:	\$3

System Data

Operating Expenditures



Ridership



ROCK COUNTY HEARTLAND EXPRESS



Contact: Vacant
Title: Transit director
Address: 1110 N. Blue Mound Ave., P.O. Box 713
City State Zip: Luverne, MN 56156
Telephone: 507-283-5058
Fax: 507-283-5059
Email:
Website: www.co.rock.mn.us/heartland_express.html



2010 Highlights

- Had an accident free year.
- Maintained ridership during depressed year.
- Completed first year in new transit facility.

System Snapshot

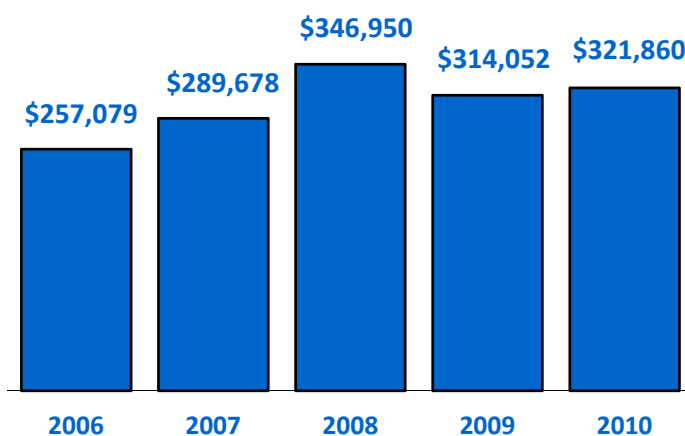
Legal Name: Rock County
Type of Government: County
Area Served: Rock County
Legislative Senate District: 22
Legislative House District: 22A
Congressional District: 1

System Characteristics

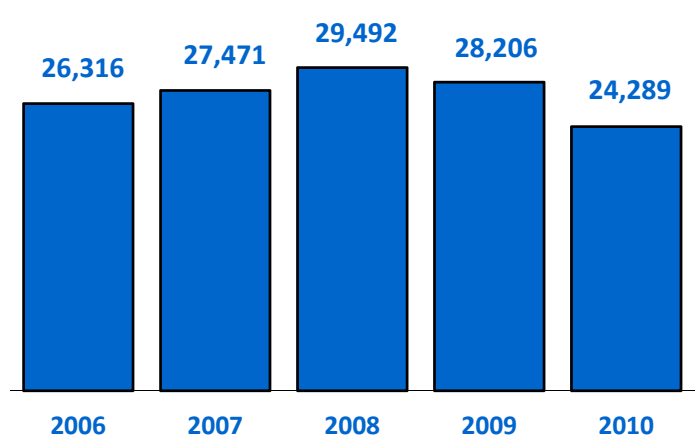
Vehicles:	Three Class 400	Service Hours:	
Service Type:	Dial-a-ride	Monday - Friday	7:30 a.m. - 5 p.m.
Funding Class:	Rural	Saturday	No service
		Sunday	8 a.m. - noon
		Base Fare:	\$2.50-\$6; fee by zone

System Data

Operating Expenditures



Ridership



ST. CLOUD METRO BUS – FIXED ROUTE



Contact: David Tripp
Title: Executive director
Address: 665 Franklin Ave. NE
City State Zip: St. Cloud, MN 56304
Telephone: 320-529-4482
Fax: 320-251-3499
Email: dtripp@stcloudmtc.com
Website: www.ridemetrobus.com



2010 Highlights

- Began renovation and expansion of downtown transit center.
- Continued successful operation of Route 75 under the JARC federal grant program.
- Started social media communications through Facebook page.

System Snapshot

Legal Name: St. Cloud Metropolitan Transit Commission
Type of Government: Transit Authority
Area Served: Cities of St. Cloud, Sartell, Sauk Rapids and Waite Park
Legislative House District: 14A, 15A and 15B
Congressional District: 6

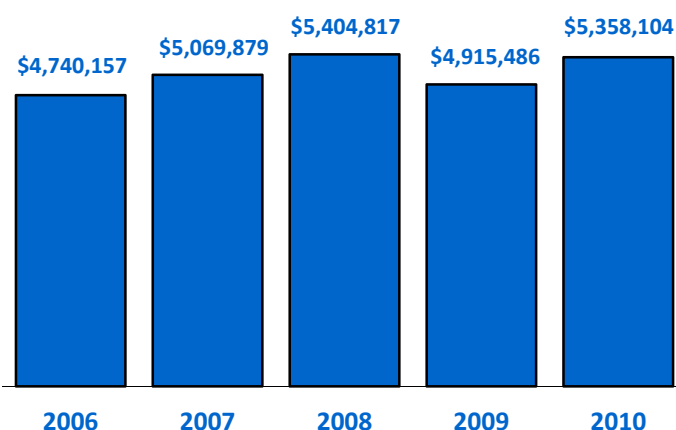
System Characteristics

Vehicles: Two Class 400, 36 Class 700 and one trolley bus
Service Type: Fixed route and route guarantee
Funding Class: Urban

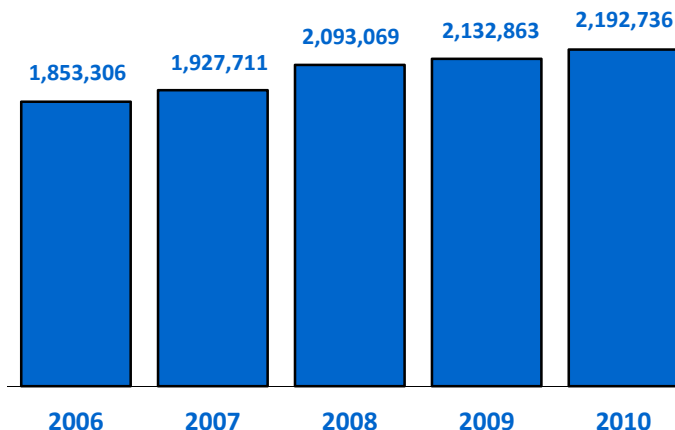
Service Hours:
Monday - Friday 5:25 a.m. - midnight
Saturday 7:45 a.m. - 6:45 p.m.
Sunday 9 a.m. - 6 p.m.
Base Fare: \$1

System Data

Operating Expenditures



Ridership



ST. CLOUD METRO BUS – DIAL-A-RIDE



Contact: David Tripp
Title: Executive director
Address: 665 Franklin Ave. NE
City State Zip: St. Cloud, MN 56304
Telephone: 320-529-4482
Fax: 320-251-3499
Email: dtripp@stcloudmtc.com
Website: www.ridemetrobus.com



2010 Highlights

- Built express and direct services into paratransit operation to optimize group trips.
- Continued the community outreach and travel training programs under the New Freedom federal grant program, expanding role of travel guides in rider training services.
- Actively coordinated with growing Somali community to assist in travel training services for both fixed route and ADA services.

System Snapshot

Legal Name: St. Cloud Metropolitan Transit Commission
Type of Government: Transit Authority
Area Served: Cities of St. Cloud, Sartell, Sauk Rapids and Waite Park
Legislative District: 14A, 15A and 15B
Congressional District: 6

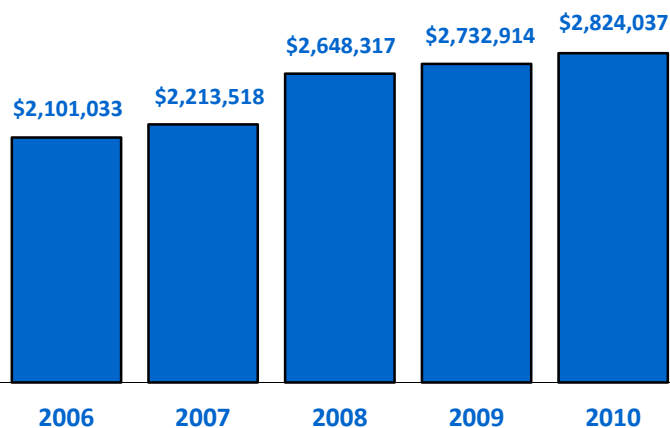
System Characteristics

Vehicles: 17 Class 400 and six Class 600
Service Type: Dial-a-ride
Funding Class: Urban complementary paratransit

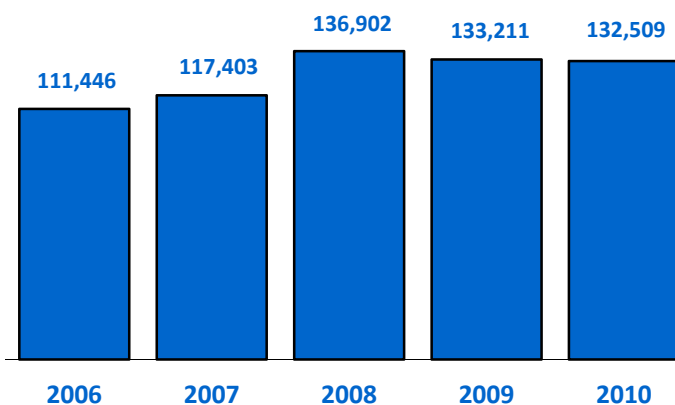
Service Hours:
Monday - Friday 5:30 a.m. - midnight
Saturday 7:45 a.m. - 6:45 p.m.
Sunday 9 a.m. - 6 p.m.
Base Fare: \$2

System Data

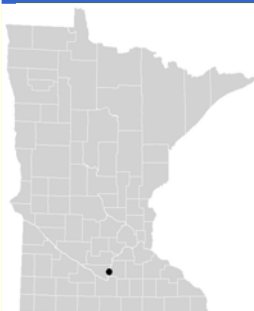
Operating Expenditures



Ridership



ST. PETER TRANSIT



Contact: Dwile Kwasniewski
Title: Transit coordinator
Address: 227 S. Front St.
City State Zip: St. Peter, MN 56082
Telephone: 507-934-0717
Fax: 507-934-4917
Email: dwilek@saintpetermn.gov
Website: www.saintpetermn.gov/transit/



2010 Highlights

- Increased ridership by 4,500 rides from 2009.
- Controlled expenditures, which increased by about \$1,500 from 2009.
- Signed new contract with Gustavus Adolphus College to operate "The Gus Bus."

System Snapshot

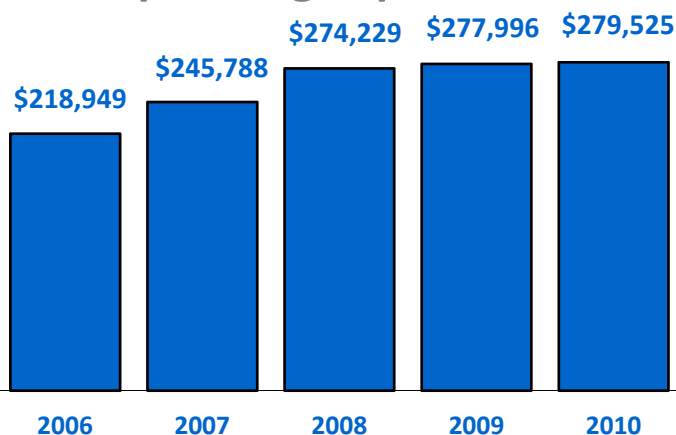
Legal Name: City of St. Peter
Type of Government: City
Area Served: Cities of Kasota and St. Peter
Legislative District: 23A and 25A
Congressional District: 1 and 2

System Characteristics

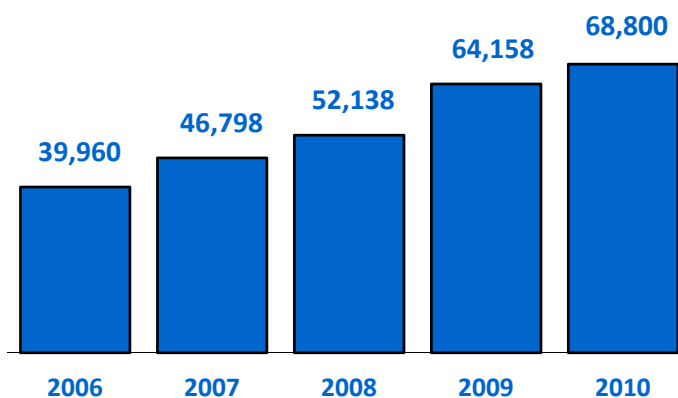
Vehicles:	Three Class 400	Service Hours:	
Service Type:	Dial-a-ride	Monday - Friday	7 a.m. - 8 p.m.
Funding Class:	Small urban	Saturday	10 a.m. - 5 p.m.
		Sunday	No service
		Base Fare:	\$1.75

System Data

Operating Expenditures



Ridership



SEMCAC TRANSPORTATION



Contact: Erlene Welshons
Title: Transportation director
Address: 204 S. Elm St., P.O. Box 549
City State Zip: Rushford, MN 55971
Telephone: 507-864-8238
Fax: 507-864-2440
Email: erlene.welshons@semcac.org
Website: www.semcac.org



2010 Highlights

- Increased ridership by 9 percent.
- Increased transit services to pre-school aged riders by 30 percent.
- Partnered with local community education programs to provide transit services for summer activities.

System Snapshot

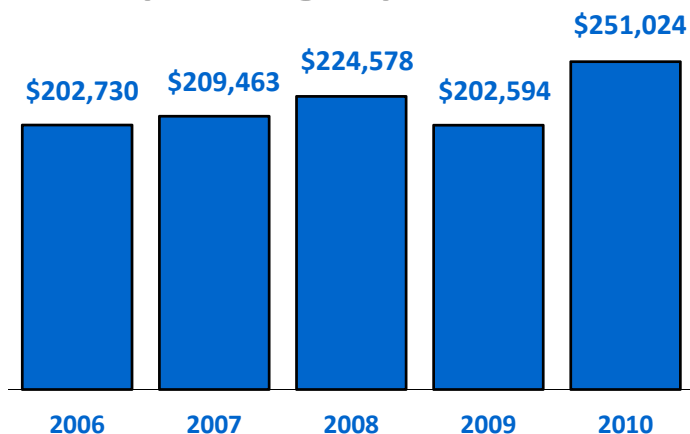
Legal Name: SEMCAC
Type of Government: CAP
Area Served: Dodge, Fillmore, Houston and Winona counties and the City of Blooming Prairie
Legislative Senate District: 27, 28, 29 and 31
Legislative House District: 27B, 28B, 29A, 31A and 31B
Congressional District: 1

System Characteristics

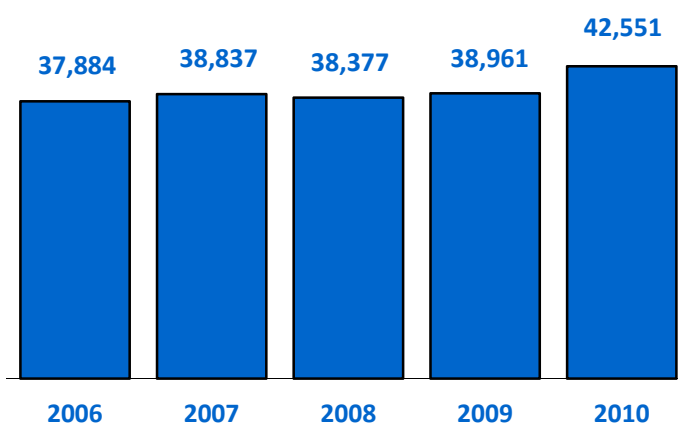
Vehicles: One Class 300 and seven Class 400
Service Type: Route deviation, dial-a-ride, route guarantee and subscription
Funding Class: Rural
Service Hours:
Monday - Friday 8 a.m. - 4:30 p.m.
Saturday - Sunday No service
Base Fare: \$1.25-\$2.75

System Data

Operating Expenditures



Ridership



STEELE COUNTY AREA TRANSIT (SCAT)



Contact: Melinda Skalicky
Title: Transit coordinator
Address: 630 Florence Ave.
City State Zip: Owatonna, MN 55060
Telephone: 507-444-7508
Fax: 507-451-5947
Email: melinda.skalicky@co.steele.mn.us
Website: www.co.steele.mn.us



2010 Highlights

- Conducted pinning process to determine need for route deviated services.
- Evaluated current system services; reviewed rider data.

System Snapshot

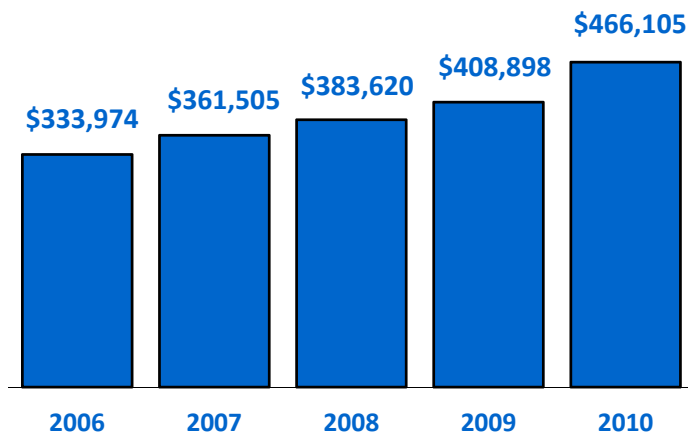
Legal Name: Steele County
Type of Government: County
Area Served: City of Owatonna and Steele County
Legislative Senate District: 26
Legislative House District: 26A and 26B
Congressional District: 1

System Characteristics

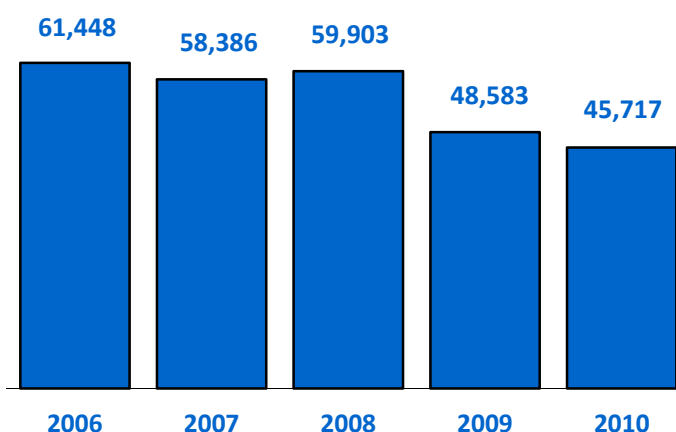
Vehicles:	Four Class 400	Service Hours:	
Service Type:	Route deviation and dial-a-ride	Monday - Friday	6 a.m. - 6 p.m.
Funding Class:	Rural	Saturday	9 a.m. - 3 p.m.
		Sunday	7:30 a.m. - 1 p.m.
		Base Fare:	\$1.75-\$2.50

System Data

Operating Expenditures



Ridership



STEWARTVILLE HEARTLAND EXPRESS



Contact: Barbara Neubauer
Title: Finance director
Address: 105 E. First St.
City State Zip: Stewartville, MN 55976
Telephone: 507-533-4745
Fax: 507-533-4746
Email: bneubauer@stewartvillemn.com
Website: www.stewartvillemn.com



2010 Highlights

- Increased child ridership by 6 percent.

System Snapshot

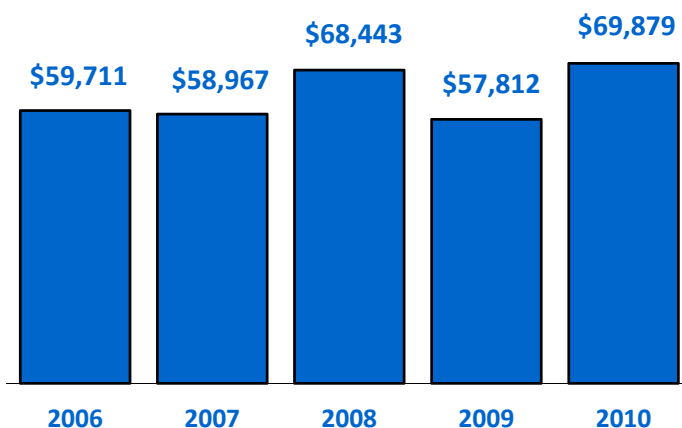
Legal Name: City of Stewartville
Type of Government: City
Area Served: City of Stewartville and surrounding townships
Legislative District: 30B
Congressional District: 1

System Characteristics

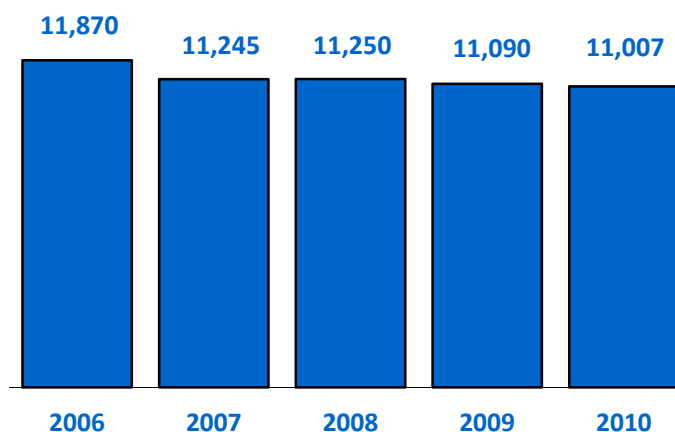
Vehicles:	One Class 400	Service Hours:	
Service Type:	Dial-a-ride	Monday - Friday	8:30 a.m. - 5 p.m.
Funding Class:	Small urban	Saturday - Sunday	No service
		Base Fare:	\$1.50

System Data

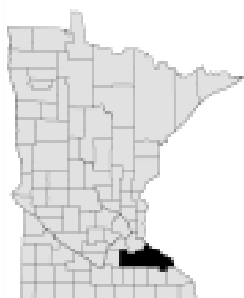
Operating Expenditures



Ridership



THREE RIVERS HIAWATHALAND TRANSIT



Contact: Amy Repinski
Title: Transportation director
Address: 55049 241st Ave.
City State Zip: Plainview, MN 55964
Telephone: 507-421-1668
Fax: 507-534-9275
Email: amy.repinski@threeriverscap.org
Website: www.threeriverscap.org



2010 Highlights

- Completed design phase of transit hub and transfer station in Red Wing.
- Increased overall ridership by 14 percent from 2009 to 2010.

System Snapshot

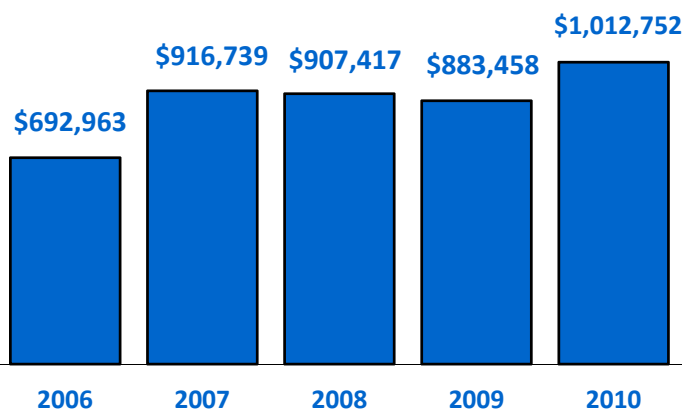
Legal Name: Three Rivers Community Action Inc.
Type of Government: CAP
Area Served: Goodhue and Wabasha counties
Legislative Senate District: 25, 26, 28, 30 and 36
Legislative House District: 25B, 26B, 28A, 28B, 30B and 36B
Congressional District: 1 and 2

System Characteristics

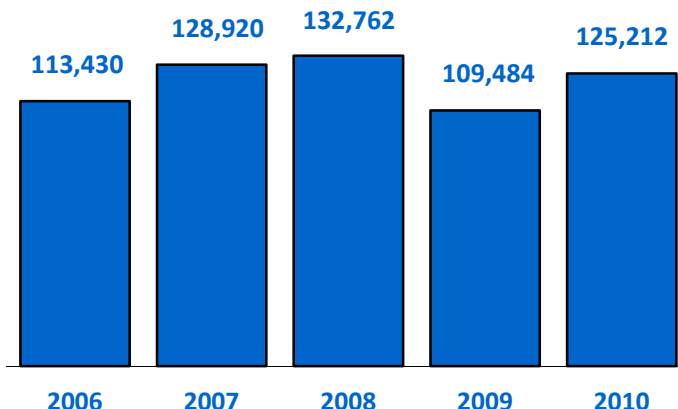
Vehicles:	14 Class 400 and two Class 500	Service Hours:	
Service Type:	Route deviation, dial-a-ride and subscription	Monday - Friday	6 a.m. - 6:45 p.m.
		Saturday	7 a.m. - 5 p.m.
Funding Class:	Rural	Sunday	No service
		Base Fare:	\$1.25

System Data

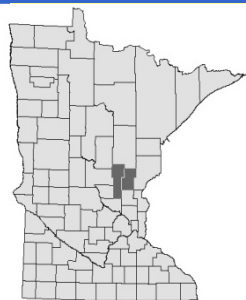
Operating Expenditures



Ridership



TIMBER TRAILS PUBLIC TRANSIT



Contact: Helen Pieper
Title: Transit director
Address: 905 E. Forest Ave., Suite 127
City State Zip: Mora, MN 55051
Telephone: 320-679-6462
Fax: 320-679-6333
Email: helen.pieper@co.kanabec.mn.us
Website: www.timbertrailstransit.com



2010 Highlights

- Implemented a cooperative plan to transport Industries Inc. consumers on public transit.
- Completed the pilot project for joint county public transit and transferred MnDOT contract from the non-profit to Kanabec County.
- On track for second year of double-digit increase in ridership.

System Snapshot

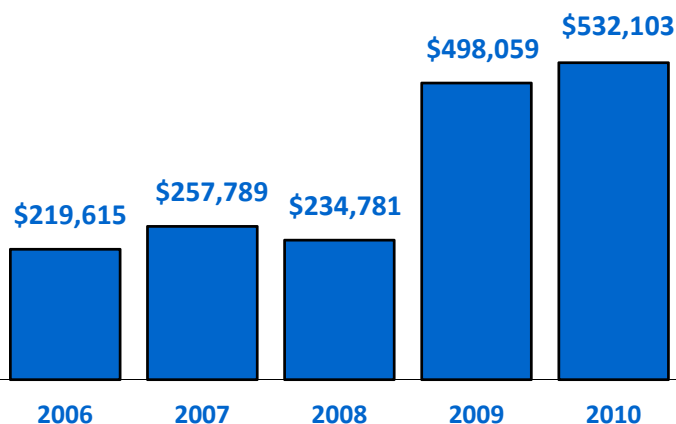
Legal Name: Kanabec County
Type of Government: County
Area Served: Mille Lacs and Kanabec counties
Legislative Senate District: 08 and 16
Legislative House District: 08B and 16A
Congressional District: 8

System Characteristics

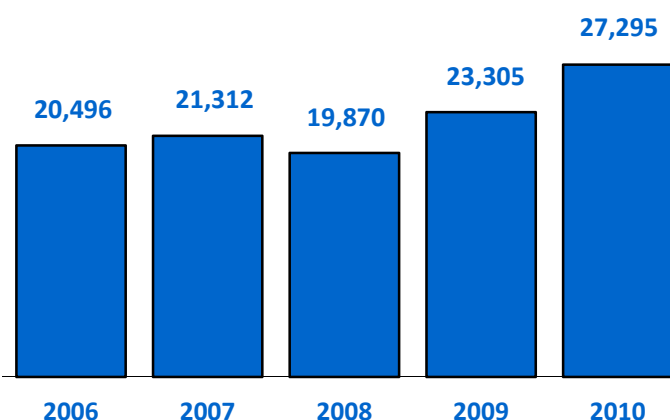
Vehicles:	Five Class 400	Service Hours:	
Service Type:	Demand response	Monday - Friday	7 a.m. - 6 p.m.
Funding Class:	Rural	Saturday	No service
		Sunday	8 a.m. - noon
		Base Fare:	\$3-\$5

System Data

Operating Expenditures



Ridership



TRAILBLAZER TRANSIT



Contact: Gary Ludwig
Title: Director
Address: 207 W. 11th St.
City State Zip: Glencoe, MN 55336
Telephone: 320-864-1000
Fax: 320-864-1910
Email: gludwig@trailblazertransit.com
Website: www.trailblazertransit.com



2010 Highlights

- Constructed \$2.5 million facility in Glencoe with ARRA funding.
- Installed mobile data computers on buses to coordinate with computer-aided dispatching software.
- Increased ridership by 8,650 rides (6.5 percent).

System Snapshot

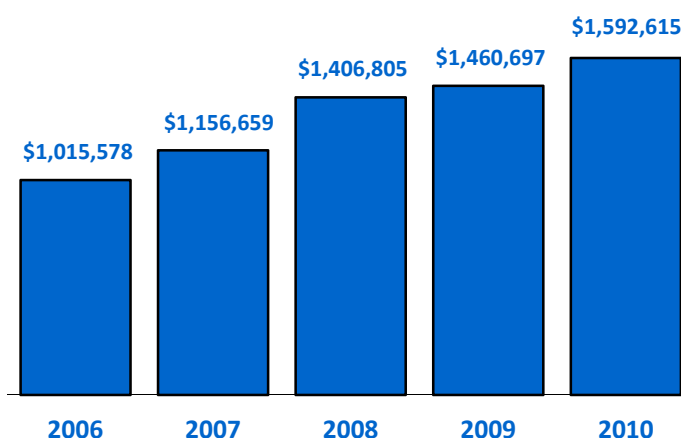
Legal Name: Trailblazer Joint Powers Board
Type of Government: Joint Powers
Area Served: Sibley and McLeod counties
Legislative Senate District: 18, 23 and 25
Legislative House District: 18A, 23A and 25A
Congressional District: 7

System Characteristics

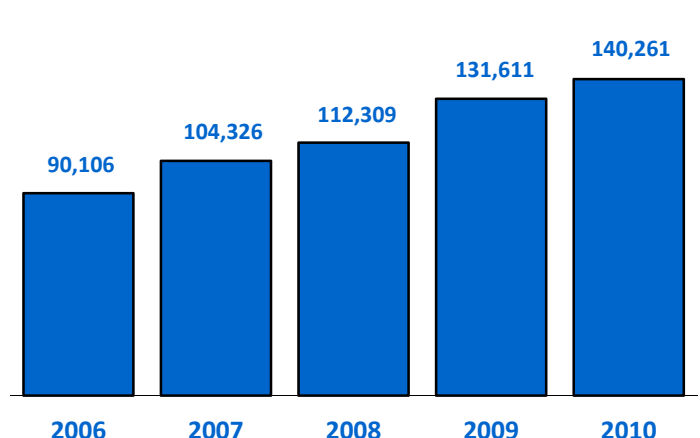
Vehicles:	18 Class 400	Service Hours:	
Service Type:	Dial-a-ride and volunteer	Monday - Friday	6:30 a.m. - 5:30 p.m.
Funding Class:	Rural	Saturday - Sunday	No service
		Base Fare:	\$2

System Data

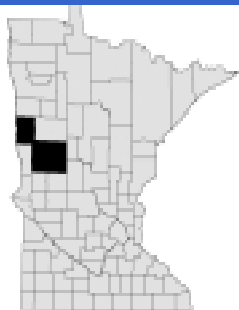
Operating Expenditures



Ridership



TRANSIT ALTERNATIVES



Contact: Daryn Toso
Title: Director, Transportation Services
Address: 1225 North Tower Road
City State Zip: Fergus Falls, MN 56537
Telephone: 218-998-3002
Fax: 218-998-3007
Email: darynt@paiff.org
Website: www.paiff.org



2010 Highlights

- Increased ridership for fifth consecutive year.
- Hosted Northern Tier Regional Bus Rodeo.
- Purchased two Class 400 buses.
- Paved entire parking lot.

System Snapshot

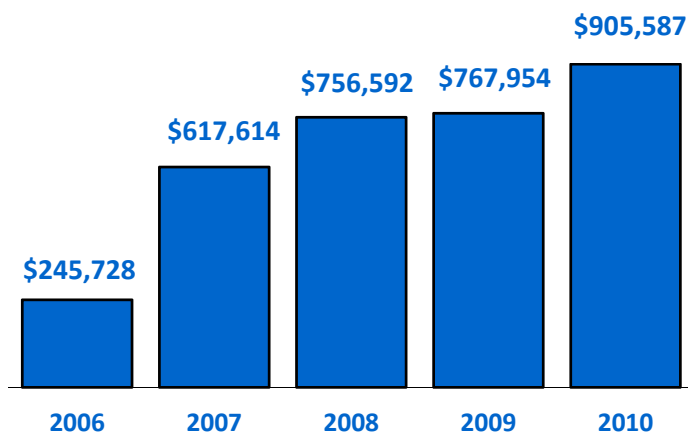
Legal Name: Productive Alternatives Inc.
Type of Government: Non-profit
Area Served: Clay and Otter Tail counties
Legislative Senate District: 09 and 10
Legislative House District: 09A, 09B, 10A and 10B
Congressional District: 7

System Characteristics

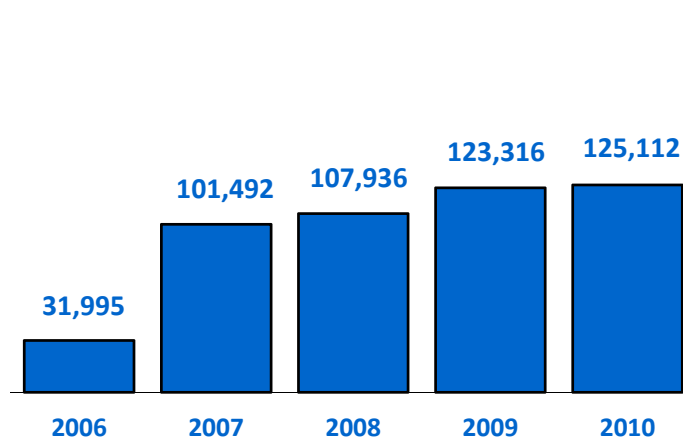
Vehicles:	12 Class 400 and four Class 500	Service Hours:	
Service Type:	Route deviation, dial-a-ride and subscription	Monday - Friday	6 a.m. - 6 p.m.
		Saturday - Sunday	No service
Funding Class:	Rural	Base Fare:	\$1-\$5

System Data

Operating Expenditures

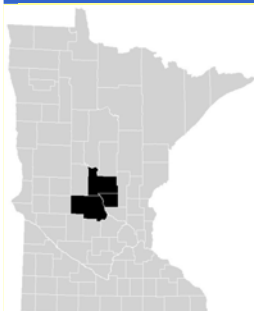


Ridership



NOTE: 2006 operating expenditures and ridership represent six months of service

TRI-CAP TRANSIT CONNECTION



Contact: Linda Elfstrand
Title: Transportation director
Address: 1200 23rd Ave. S., P.O. Box 683
City State Zip: Waite Park, MN 56387
Telephone: 320-202-7824
Fax: 320-529-4841
Email: linda.elfstrand@tricap.org
Website: www.tricap.org



2010 Highlights

- Completed Stearns County redesign.
- Developed contract services for two additional cities.
- Expanded Mobility Management Services to cover Sherburne County.

System Snapshot

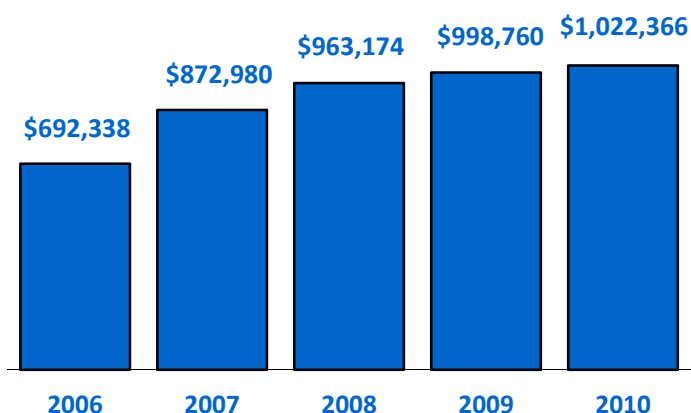
Legal Name: Tri-County Action Program Inc.
Type of Government: CAP
Area Served: Benton, Morrison and Stearns counties
Legislative Senate District: 12, 13, 14, 15 and 16
Legislative House District: 12B, 13A, 14A, 14B, 15A, 15B and 16A
Congressional District: 6, 7 and 8

System Characteristics

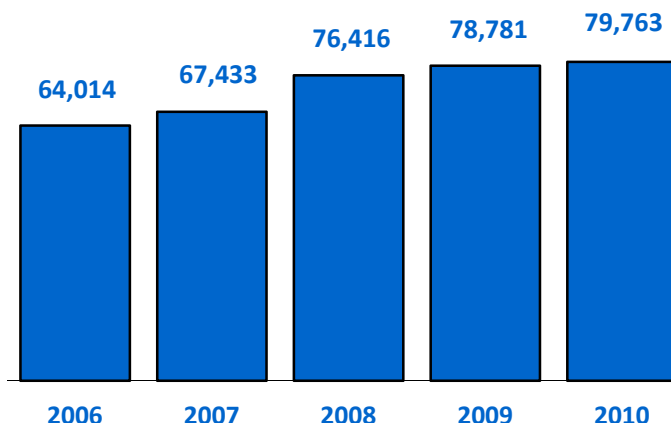
Vehicles:	One Class 300, nine Class 400, two Class 500 and two Class 600	Service Hours:	
Service Type:	Flex route and dial-a-ride	Monday - Friday	7 a.m. - 5 p.m.
Funding Class:	Rural	Saturday - Sunday	No service
		Base Fare:	\$1.25-\$3

System Data

Operating Expenditures



Ridership



TRI-VALLEY HEARTLAND EXPRESS



Contact: Cindy Pic
Title: Transportation program manager
Address: 1345 Fairfax Ave.
City State Zip: Crookston, MN 56716
Telephone: 218-281-0700
Fax: 218-281-0741
Email: cpic@tvoc.org
Website: www.tvoc.org



2010 Highlights

- Operated a successful commuter route between East Grand Forks and Thief River Falls in collaboration with Northland Community and Technical College.
- Coordinated with the Rural Transportation Collaborative (a volunteer driver system), resulting in lower transportation costs.
- Employed a mechanic to do maintenance on buses resulting in better equipment maintenance and cost savings on repairs.

System Snapshot

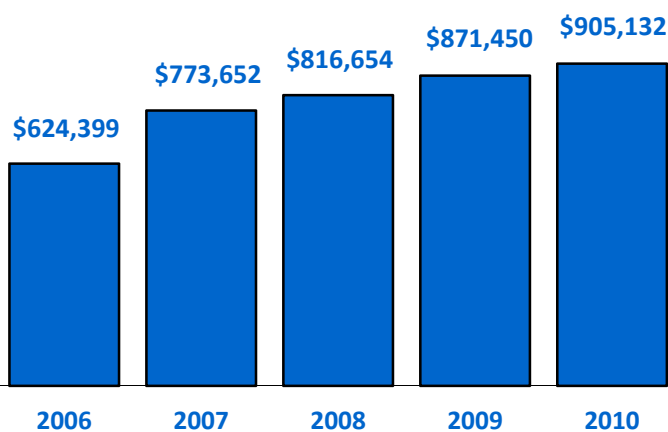
Legal Name: Tri-Valley Opportunity Council
Type of Government: Non-profit
Area Served: Polk, Norman, Marshall, Pennington, Red Lake and Kittson counties, and the City of Bagley in Clearwater County
Legislative Senate District: 01 and 02
Legislative House District: 01A, 01B, 02A and 02B
Congressional District: 7

System Characteristics

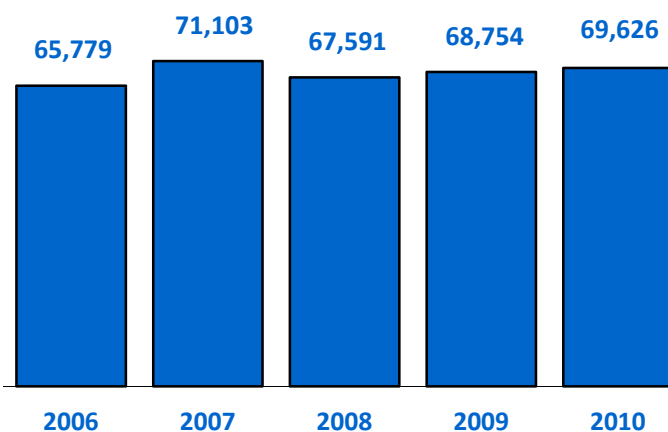
Vehicles:	13 Class 400 and three Class 500	Service Hours:	
Service Type:	Deviated fixed route and dial-a-ride	Monday - Friday	7 a.m. - 5 p.m.
		Saturday - Sunday	No service
Funding Class:	Rural	Base Fare:	\$1.50 in town

System Data

Operating Expenditures



Ridership



WADENA COUNTY FRIENDLY RIDER TRANSIT



Contact: George Behl
Title: Transit coordinator
Address: 124 First St. SE
City State Zip: Wadena, MN 56482
Telephone: 218-631-5730
Fax: 218-631-7616
Email: george.behl@co.wadena.mn.us
Website: www.co.wadena.mn.us



2010 Highlights

- Celebrated our 250,000th rider.
- Provided the highest number of rides since starting transit system.

System Snapshot

Legal Name: Wadena County Human Services
Type of Government: County
Area Served: Wadena and Northern Todd counties
Legislative Senate District: 10 and 11
Legislative House District: 10B and 11B
Congressional District: 8

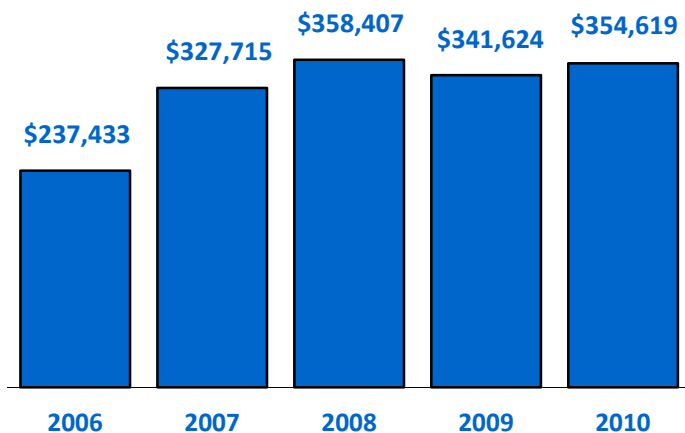
System Characteristics

Vehicles: Four Class 400
Service Type: Route deviation and dial-a-ride
Funding Class: Rural

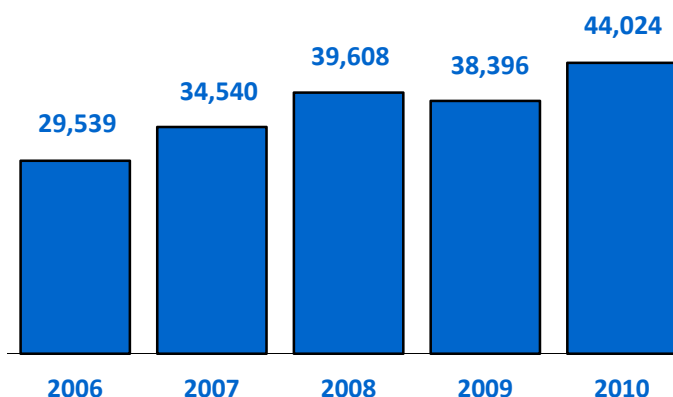
Service Hours:
Monday - Friday 7:15 a.m. - 5:30 p.m.
Saturday 10 a.m. - 2 p.m.
Sunday 8 a.m. - 12:30 p.m.
Base Fare: \$1.25-\$3.75

System Data

Operating Expenditures



Ridership



WATONWAN TAKE ME THERE (TMT)



Contact: Marjorie R. Smith
Title: Transit director
Address: 1304 Seventh Ave. S.
City State Zip: St. James, MN 56081
Telephone: 507-375-7385
Fax: 507-375-1301
Email: marjorie.smith@co.watonwan.mn.us
Website: www.co.watonwan.mn.us



2010 Highlights

- Continued operation even with the poor economy.
- Drivers drove 176,056 accident-free miles.
- Increased ridership and reduced expenses from the previous year.

System Snapshot

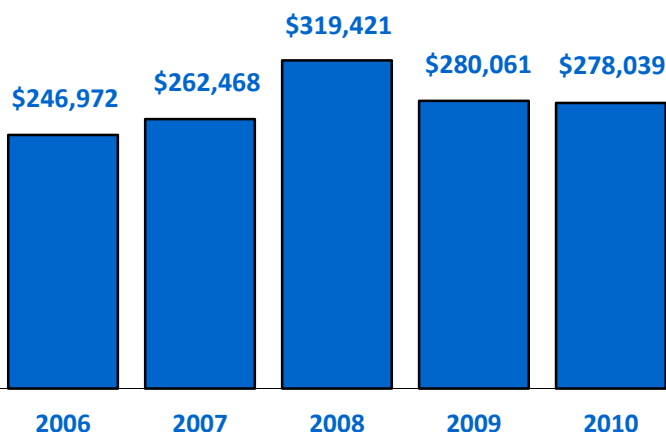
Legal Name: Watonwan County
Type of Government: County
Area Served: Watonwan County and surrounding communities in Blue Earth, Martin, Cottonwood and Brown counties
Legislative Senate District: 21 and 24
Legislative House District: 21B and 24A
Congressional District: 1

System Characteristics

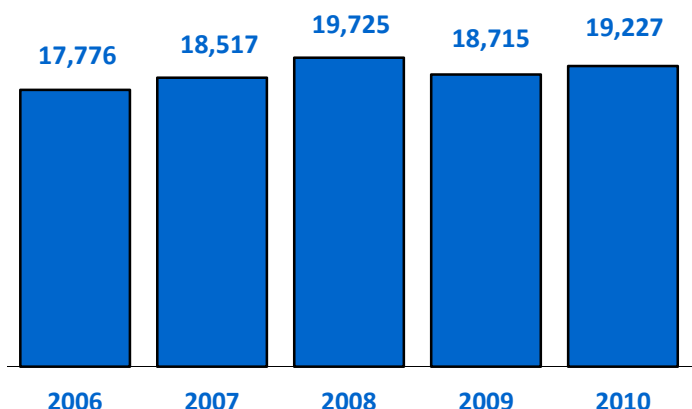
Vehicles:	Three Class 400	Service Hours:	
Service Type:	Dial-a-ride and subscription	Monday - Friday	6 a.m. - 5 p.m.
Funding Class:	Rural	Saturday - Sunday	No service
		Base Fare:	\$1.25-\$2.25

System Data

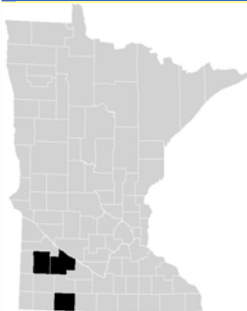
Operating Expenditures



Ridership



WESTERN COMMUNITY ACTION – COMMUNITY TRANSIT



Contact: Cathleen Amick
Title: Transportation director
Address: 1400 S. Saratoga St.
City State Zip: Marshall, MN 56258
Telephone: 507-537-7628 Ext. 1124
Fax: 507-401-3273
Email: cathleen.amick@wcainc.org
Website: www.wcainc.org/transit/



2010 Highlights

- Increased ridership on deviated route targeted to SMSU students.
- Added an additional deviated route in the City of Marshall to provide low income families the ability to get to needed services such as the food shelf, clinic and downtown.
- Increased ridership to pre-school children in Jackson County.

System Snapshot

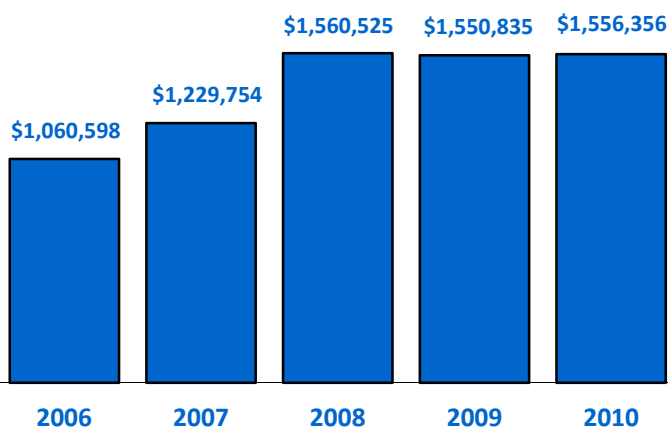
Legal Name: Western Community Action Inc.
Type of Government: CAP
Area Served: Jackson, Lyon, and Redwood counties and limited service in Cottonwood County
Legislative Senate District: 21 and 22
Legislative House District: 21A, 21B and 22B
Congressional District: 1 and 7

System Characteristics

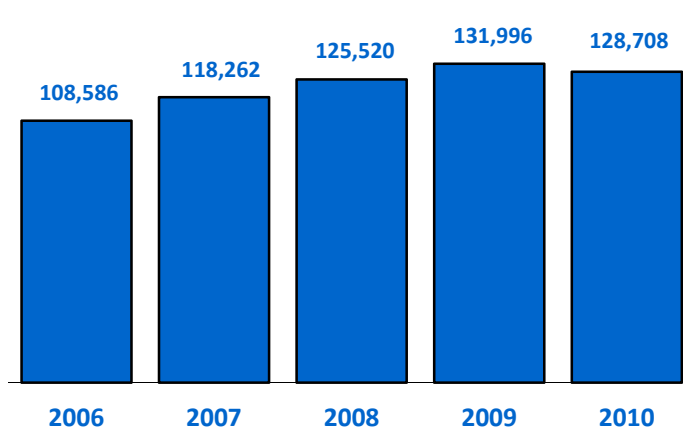
Vehicles: 20 Class 400
Service Type: Route deviation, dial-a-ride and subscription
Funding Class: Rural
Service Hours:
Monday - Friday 5:45 a.m. - 10:45 p.m.
Saturday 8:30 a.m. - 6:15 p.m.
Sunday 8 a.m. - 4 p.m.
Base Fare: \$2-\$13

System Data

Operating Expenditures



Ridership



WINONA TRANSIT SERVICE



Contact: Monica Hennessy Mohan
Title: City clerk
Address: 207 Lafayette St., P.O. Box 378
City State Zip: Winona, MN 55987
Telephone: 507-457-8200
Fax: 507-457-8285
Email: mhmohan@ci.winona.mn.us
Website: www.cityofwinona-mn.com



2010 Highlights

- Increased ridership by almost 10 percent.
- Changed third party provider effective July 1, 2010.
- Continued providing subscription services to Winona State and St. Mary's University.

System Snapshot

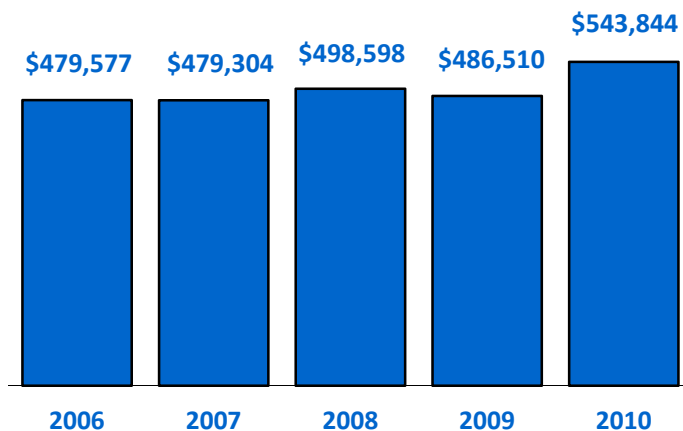
Legal Name: City of Winona
Type of Government: City
Area Served: City of Winona
Legislative District: 31A
Congressional District: 1

System Characteristics

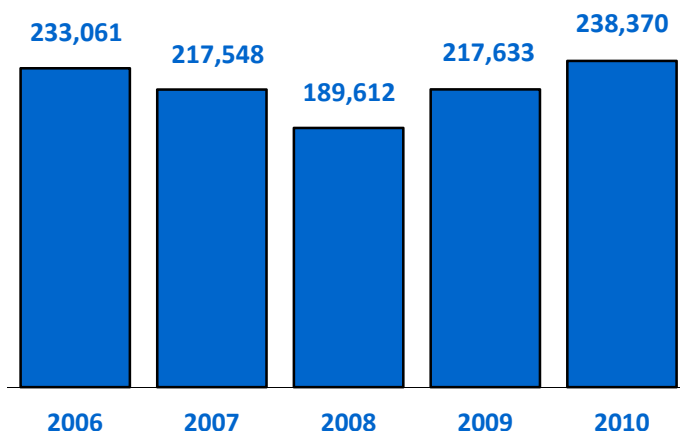
Vehicles: Seven Class 600
Service Type: Route deviation and subscription
Funding Class: Small urban
Service Hours:
Monday - Friday 6 a.m. - 6:15 p.m.
Saturday - Sunday No service
Base Fare: \$1; 30 cents for deviations

System Data

Operating Expenditures



Ridership



LAKER LINES



Contact: Jane Kansier
Title: Assistant city manager
Address: 4646 Dakota St. SE
City State Zip: Prior Lake, MN 55372
Telephone: 952-447-9812 or 952-496-8800
Fax: 952-447-4245
Email: jkansier@cityofpriorlake.com
Website: www.cityofpriorlake.com



2010 Highlights

- Used newly open bus-only transit advantage ramp to US Highway 169 from Southbridge Crossing Transit Station.
- Purchased additional coach bus with funding from JARC grant.

System Snapshot

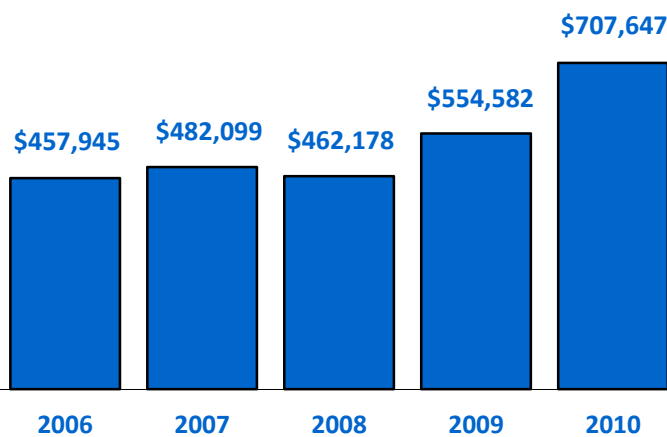
Legal Name: City of Prior Lake
Type of Government: City
Area Served: City of Prior Lake
Legislative District: 35A
Congressional District: 2

System Characteristics

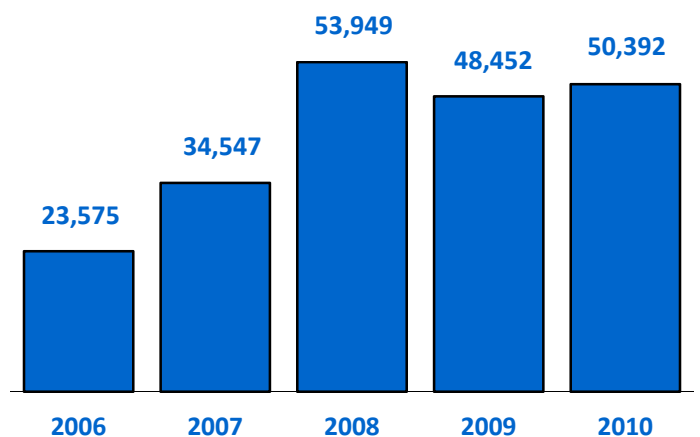
Vehicles: Five Class 700
Service Type: Commuter, local circulator and shuttle service
Service Hours:
Monday - Friday 6 a.m. - 7 p.m.
Saturday - Sunday No service
Base Fare: \$3 express; \$2.25 local laker link

System Data

Operating Expenditures



Ridership



MAPLE GROVE TRANSIT



Contact: Michael Opatz
Title: Transit administrator
Address: 12800 Arbor Lakes Parkway, P.O. Box 1180
City State Zip: Maple Grove, MN 55369
Telephone: 763-494-6005
Fax: 763-494-6421
Email: mopatz@ci.maple-grove.mn.us
Website: www.maplegrovetransit.org



2010 Highlights

- Opened the new 500-stall Parkway Station park-and-ride facility.
- Deployed three 45-passenger coach style buses for the first time.
- Operated the system to achieve one the most cost-effective and productive express route systems in the Twin Cities Metro Area as proven by Metropolitan Council Performance Measure Data.

System Snapshot

Legal Name: City of Maple Grove
Type of Government: City
Area Served: City of Maple Grove
Legislative District: 32A and 32B
Congressional District: 3

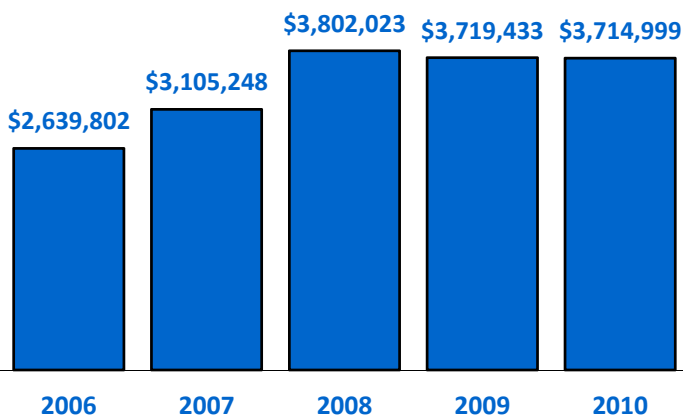
System Characteristics

Vehicles: Five Class 400 and 35 Class 700
Service Type: commuter express and dial-a-ride

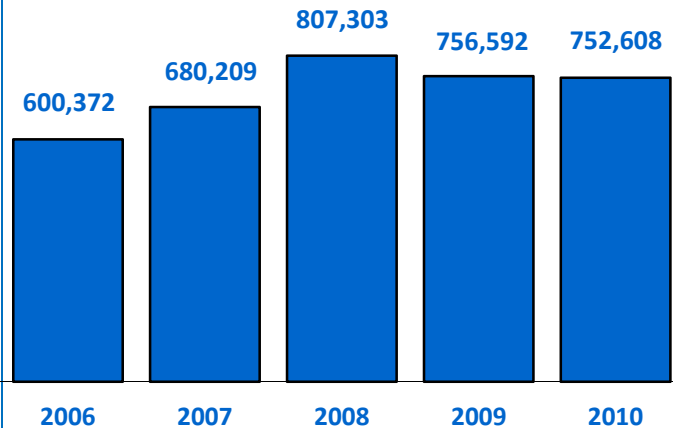
Service Hours:
Monday - Friday 5:50 a.m. - 7:07 p.m.
Saturday (Dial-A-Ride Only) 8 a.m. - 4:30 p.m.
Sunday No service
Base Fare: \$2.75 express; \$1.75 dial-a-ride

System Data

Operating Expenditures



Ridership



METRO MOBILITY



Contact: Paul Colton
Title: Senior manager
Address: 390 Robert St. N.
City State Zip: St. Paul, MN 55101-1664
Telephone: 651-602-1668
Fax: 651-602-1660
Email: paul.colton@metc.state.mn.us
Website: www.metrocouncil.org



2010 Highlights

- Transported more than 1.5 million customers.
- Placed 25 hybrid buses and an additional 22 automobiles into revenue service.
- Installed security cameras on 45 percent of the vehicle fleet.
- Completed RFP process and implemented two 5-year contracts for demand service.

System Snapshot

Legal Name: Metropolitan Council-Metro Mobility
Type of Government: Regional
Area Served: Anoka, Dakota, Hennepin, Ramsey and Washington counties
Legislative Senate/House District: Metro
Congressional District: 2, 3, 4, 5 and 6

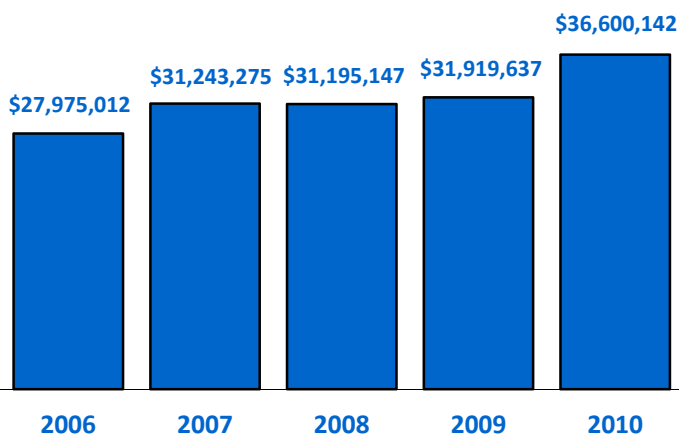
System Characteristics

Vehicles: 274 Metropolitan Council owned conventional class 300 buses, 25 hybrid electric class 300 buses and 40 full size sedans.
Service Type: Dial-a-ride

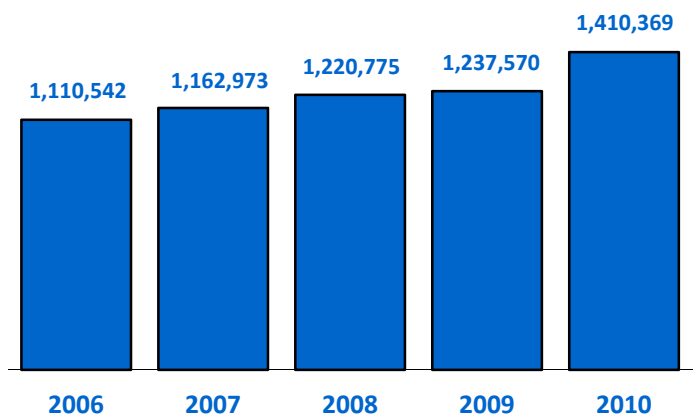
Service Hours:
Monday - Friday *12-24 hours a day
Saturday *8-24 hours a day
Sunday *8-24 hours a day
 *Based on fixed route local service
Base Fare: \$3 off-peak; \$4 peak

System Data

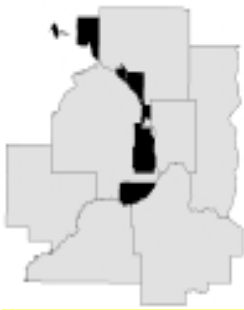
Operating Expenditures



Ridership



METRO TRANSIT – COMMUTER RAIL



Contact: Brian Lamb
Title: General manager
Address: 560 Sixth Ave. N.
City State Zip: Minneapolis, MN 55411
Telephone: 612-373-3333
Fax: 612-349-7503
Email: brian.lamb@metc.state.mn.us
Website: www.metrotransit.org



2010 Highlights

- Provided service for nearly one in five Twins fans who travelled on Metro Transit light-rail, Northstar commuter rail or buses for the inaugural season at Target Field.
- Achieved 96 percent on-time performance for the 40-mile Northstar Commuter rail line in its first full year of operation. The trip between Big Lake and Target Field stations takes 49 minutes regardless of traffic congestion or weather.

System Snapshot

Legal Name: Metro Transit
Type of Government: Regional
Commuter/Light Rail Area Served: Minneapolis, Fridley, Anoka, Coon Rapids, Elk River, Big Lake and Bloomington
Legislative District: 16B, 40B, 41B, 47A, 47B, 48A, 48B, 49B, 50A, 50B, 51B, 58A, 58B, 59A, 59B, 60A, 60B, 61A, 61B, 62A, 62B, 63A and 63B
Congressional District: 3, 5 and 6

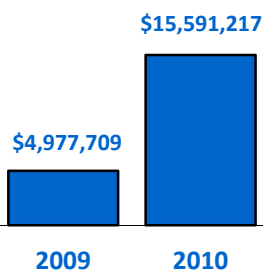
System Characteristics

Vehicles: 18 commuter rail cars and 5 commuter rail locomotives
Service Type: Fixed route

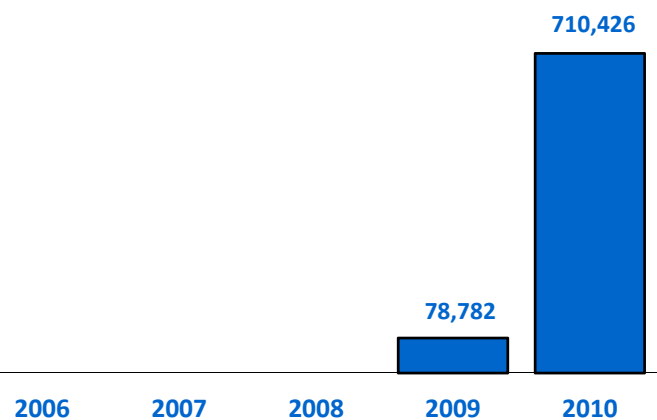
Northstar Service Hours:
Monday – Sunday: Visit website for service hours.
Northstar Base Fare: Visit website for fares.

System Data

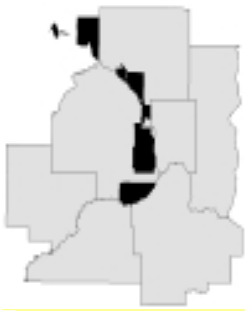
Operating Expenditures



Ridership



METRO TRANSIT – LIGHT RAIL



Contact: Brian Lamb
Title: General manager
Address: 560 Sixth Ave. N.
City State Zip: Minneapolis, MN 55411
Telephone: 612-373-3333
Fax: 612-349-7503
Email: brian.lamb@metc.state.mn.us
Website: www.metrotransit.org



2010 Highlights

- Marked 10.5 million riders on the Hiawatha Light Rail line—highest ridership ever.
- Exceeded weekday ridership projections for the year 2020 by nearly 30 percent.

System Snapshot

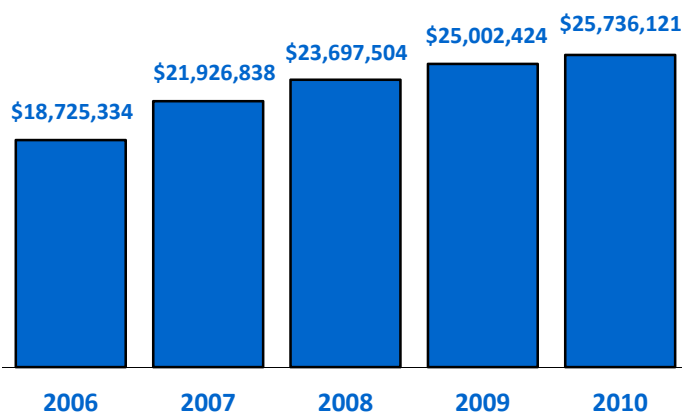
Legal Name: Metro Transit
Type of Government: Regional
Light Rail Area Served: Minneapolis, Fridley, Anoka, Coon Rapids, Elk River, Big Lake and Bloomington
Legislative District: 16B, 40B, 41B, 47A, 47B, 48A, 48B, 49B, 50A, 50B, 51B, 58A, 58B, 59A, 59B, 60A, 60B, 61A, 61B, 62A, 62B, 63A and 63B
Congressional District: 3, 5 and 6

System Characteristics

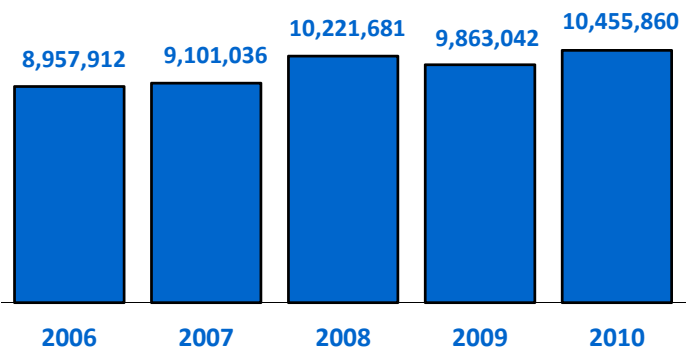
Vehicles: 27 light rail cars
Hiawatha Line Service Hours:
Monday – Sunday: Visit website for service hours.
Service Type: Fixed route
Hiawatha Line Base Fare: Visit website for fares.

System Data

Operating Expenditures



Ridership



METRO TRANSIT – REGULAR ROUTE BUS



Contact: Brian Lamb
Title: General manager
Address: 560 Sixth Ave. N.
City State Zip: Minneapolis, MN 55411
Telephone: 612-373-3333
Fax: 612-349-7603
Email: brian.lamb@metc.state.mn.us
Website: www.metrotransit.org



2010 Highlights

- Launched Metrotransit.org/mobile, which allows bus customers to get predicted real-time departures right at their stop with the NexTrip tool.
- Restructured bus service on Nicollet Mall to provide free rides between the Minneapolis Convention Center and Washington Avenue.
- Opened the unique, two-level I-35W and 46th Street Station in December.

System Snapshot

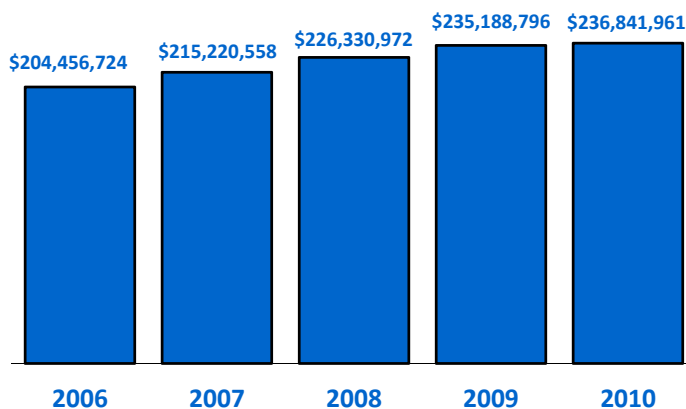
Legal Name: Metro Transit
Type of Government: Regional
Area Served: Anoka, Dakota, Hennepin, Ramsey and Washington counties
Legislative Senate/House District: Metro
Congressional District: 2, 3, 4, 5 and 6

System Characteristics

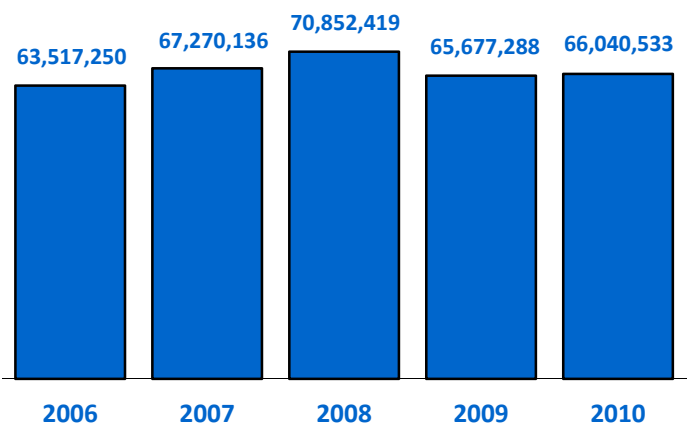
Vehicles: 728 40-foot buses, 171 60-foot articulated buses and 19 coach-style buses
Service Type: Fixed route
Service Hours: Monday - Sunday 24 hours a day
Base Fare: \$1.75 off-peak local; \$2.25 peak local/off peak express and \$3 peak express

System Data

Operating Expenditures



Ridership



METROPOLITAN COUNCIL CONTRACTED SERVICES – REGULAR ROUTE BUS



Contact: John Harper
Title: Manager, Contracted Transit Services
Address: 390 Robert St. N.
City State Zip: St. Paul, MN 55101
Telephone: 651-602-1744
Fax: 651-602-1739
Email: john.harper@metc.state.mn.us
Website: www.metrocouncil.org



2010 Highlights

- Implemented security camera system on all contracted regular route buses.
- Procured new multiyear contracts for east, west, Hopkins and Lakeville I-35W Express services, which account for 24 peak buses.
- Delivered 2.8 million rides, a nearly 15 percent increase from 2009.

System Snapshot

Legal Name: Metropolitan Council-Metropolitan Transportation Services
Type of Government: Regional
Area Served: Anoka, Carver, Dakota, Hennepin, Ramsey, Scott and Washington counties
Legislative Senate/House District: Metro
Congressional District: 2, 3, 4, 5 and 6

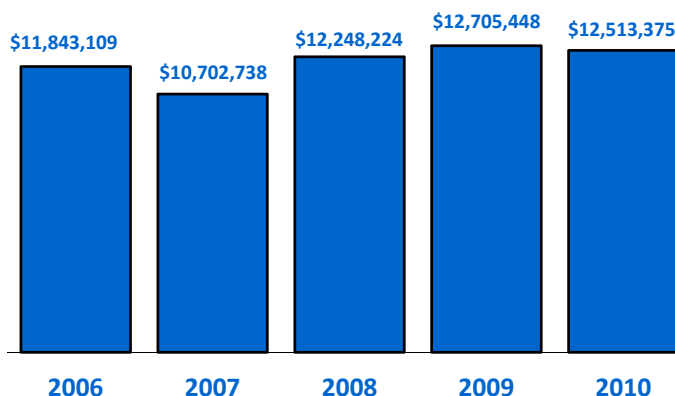
System Characteristics

Vehicles: 32 Class 400 and 73 Class 700
Service Type: Regular route

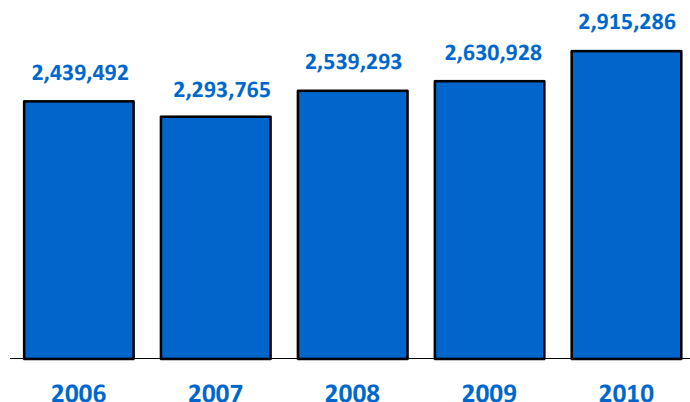
Service Hours:
Monday - Friday 5 a.m. - 11:30 p.m.
Saturday 6 a.m. - 11:30 p.m.
Sunday 7 a.m. - 11:30 p.m.
Base Fare: \$1.75-\$3

System Data

Operating Expenditures



Ridership



METROPOLITAN COUNCIL CONTRACTED SERVICES - TRANSIT LINK



Contact: John Harper
Title: Manager, Contracted Transit Services
Address: 390 Robert St. N.
City State Zip: St. Paul, MN 55101
Telephone: 651-602-1744
Fax: 651-602-1739
Email: john.harper@metc.state.mn.us
Website: www.metrocouncil.org



2010 Highlights

- Discontinued subsidies to community-based dial-a-ride programs and consolidated these services under a new region-wide contracted structure.
- Implemented Transit Link to provide rides in parts of the region not served by—and integrated fully with—regular route transit.

System Snapshot

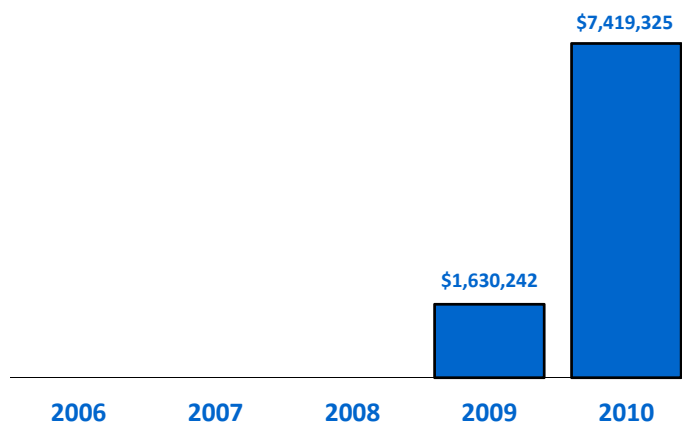
Legal Name: Metropolitan Council-Metropolitan Transportation Services
Type of Government: Regional
Area Served: Anoka, Carver, Dakota, Hennepin, Ramsey, Scott and Washington counties
Legislative Senate/House District: Metro
Congressional District: 2, 3, 4, 5 and 6

System Characteristics

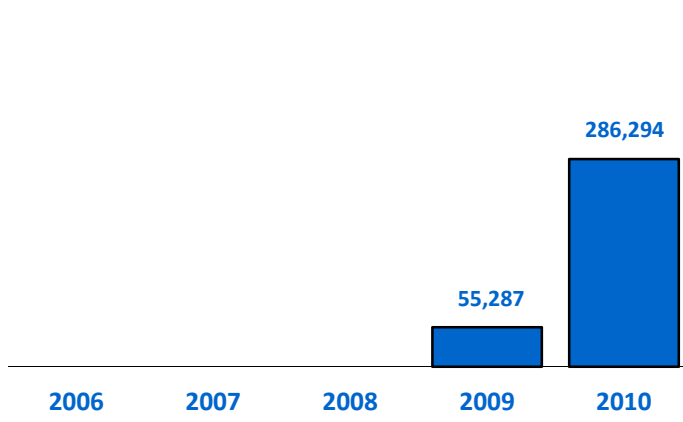
Vehicles:	75 Class 400	Service Hours:	
Service Type:	Dial-a-ride	Monday - Friday	6 a.m. - 7 p.m.
		Saturday	6 a.m. - 11:30 p.m.
		Base Fare:	\$2.25

System Data

Operating Expenditures



Ridership



METROPOLITAN COUNCIL CONTRACTED SERVICES - VANPOOL



Contact: John Harper
Title: Supervisor, Contract Transit Services
Address: 390 Robert St. N.
City State Zip: St. Paul, MN 55101
Telephone: 651-602-1744
Fax: 651-602-1739
Email: john.harper@metc.state.mn.us
Website: www.metrocouncil.org



2010 Highlights

- Executed joint powers agreements with MnDOT and WisDOT to allow the program to operate beyond the 7-county metro area.
- Delivered 182,000 rides.

System Snapshot

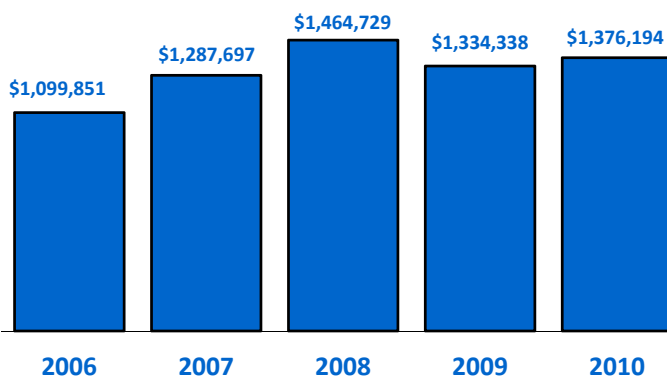
Legal Name: Metropolitan Council-Metropolitan Transportation Services
Type of Government: Regional
Area Served: Anoka, Carver, Dakota, Hennepin, Ramsey, Scott and Washington counties
Legislative Senate/House District: Metro
Congressional District: 2, 3, 4, 5 and 6

System Characteristics

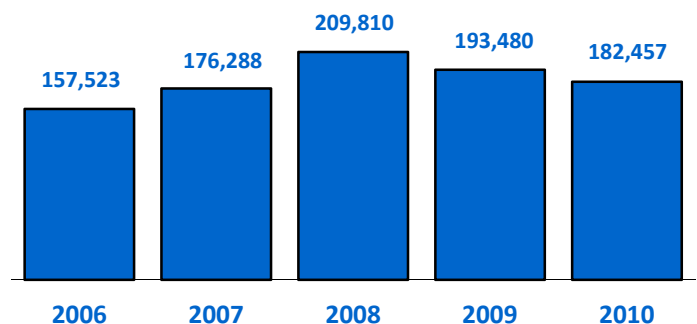
Vehicles: 70 Vans
Service Type: Vanpool
Service Hours: Monday - Sunday
Base Fare: Varies depending on needs of individual vanpools
 Customer contribution is 45-50 percent of lease cost

System Data

Operating Expenditures



Ridership



MINNESOTA VALLEY TRANSIT AUTHORITY



Contact: Beverley Miller
Title: Executive director
Address: 100 E. Highway 13
City State Zip: Burnsville, MN 55337
Telephone: 952-882-7500
Fax: 952-882-7600
Email: bmiller@mvta.com
Website: www.mvta.com



2010 Highlights

- Opened new Apple Valley Transit Station – north and south stations with pedestrian overpass across Cedar Avenue.
- Opened Cedar Grove Transit Station, providing local connections and new service to the University of Minnesota from Eagan.
- APTA Gold Award winner for safety.

System Snapshot

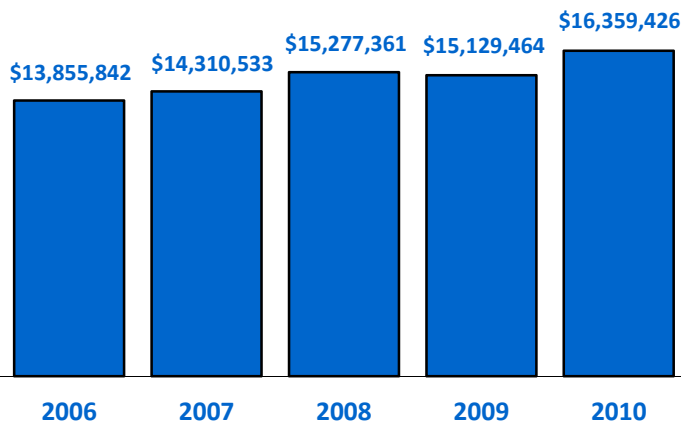
Legal Name: Minnesota Valley Transit Authority
Type of Government: Joint Powers Agreement
Area Served: Cities of Apple Valley, Burnsville, Eagan, Rosemount and Savage
Legislative District: 35B, 37A, 37B, 38A, 38B, 39A and 40A
Congressional District: 2

System Characteristics

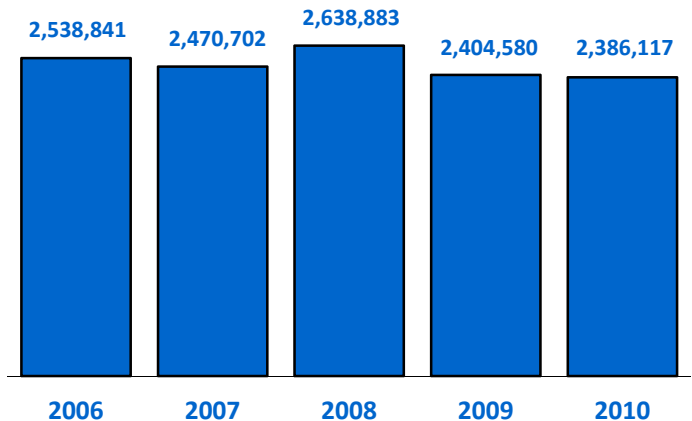
Vehicles: 12 Class 400, 74 Class 600 and 32 Class 700 Service Type: Fixed route and flexible fixed route	Service Hours (Local): Monday - Friday 4:45 a.m. - 11:30 p.m. Saturday 7:30 a.m. - 10:30 p.m. Sunday 7:30 a.m. - 9:30 p.m. Base Fare: \$1.75
---	---

System Data

Operating Expenditures



Ridership



PLYMOUTH METROLINK



Contact: Bernie Maciej
Title: Transit coordinator
Address: 3400 Plymouth Blvd.
City State Zip: Plymouth, MN 55447-1482
Telephone: 763-509-5535
Fax: 763-509-5510
Email: bmaciej@plymouthmn.gov
Website: www.plymouthmn.gov



2010 Highlights

- Increased ridership by 4 percent from 2009 to 2010.
- Reduced expenditures by \$319,986 from 2009 (8 percent savings) through route efficiencies for fixed route and dial-a-ride.

System Snapshot

Legal Name: City of Plymouth
Type of Government: City
Area Served: City of Plymouth
Legislative District: 33A, 43A, 43B and 45A
Congressional District: 3

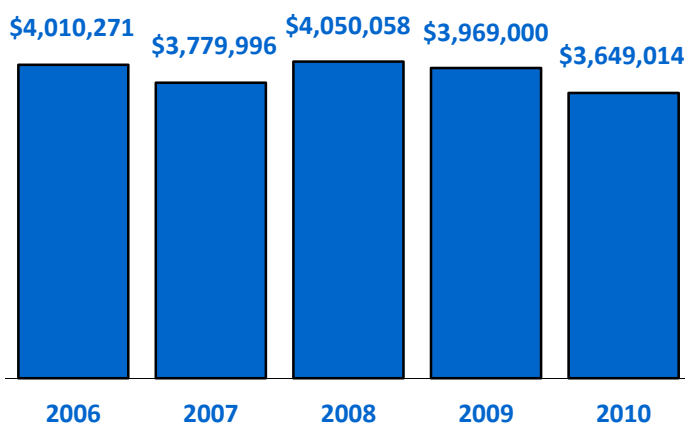
System Characteristics

Vehicles: 28 Class 400, six Class 500 and nine Class 700
Service Type: Fixed route and dial-a-ride

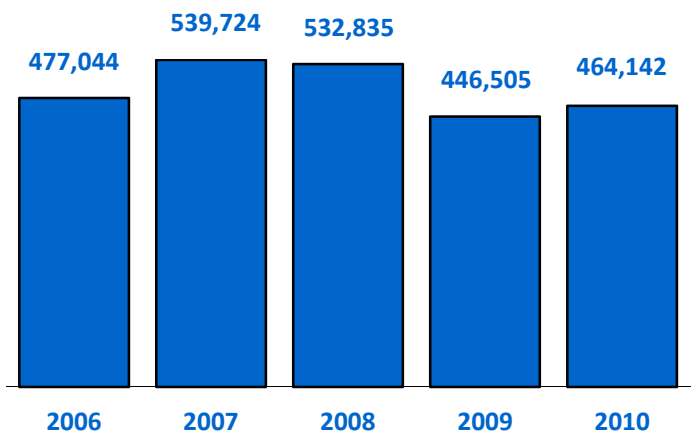
Service Hours:
Monday – Friday (Dial-A-Ride) 6 a.m. - 6 p.m.
Monday – Friday (Fixed Route) 6 a.m. - 8 p.m.
Saturday - Sunday No service
Base Fare: \$2.25 off-peak; \$3 peak and \$3 dial-a-ride

System Data

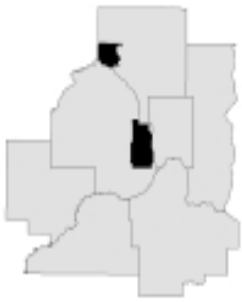
Operating Expenditures



Ridership



RAMSEY STAR EXPRESS



Contact: Brian E. Olson
Title: Director of Public Works
Address: 7550 Sunwood Drive NW
City State Zip: Ramsey, MN 55303
Telephone: 763-433-9825
Fax: 763-427-5543
Email: bolson@ci.ramsey.mn.us
Website: www.ci.ramsey.mn.us



2010 Highlights

- Kept fares the same during these difficult economic times.
- Achieved 95 percent customer satisfaction in survey.

System Snapshot

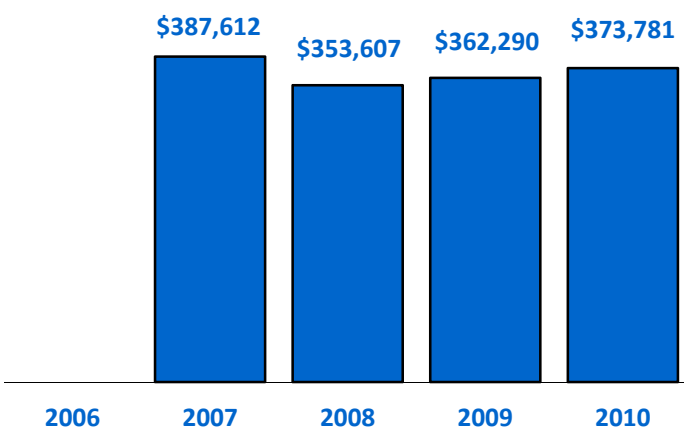
Legal Name: City of Ramsey
Type of Government: City
Area Served: Cities of Minneapolis and Ramsey
Legislative District: 48B, 58A, 58B, 59A, 59B, 60A, 60B, 61A, 61B, 62A, 62B and 63A
Congressional District: 5 and 6

System Characteristics

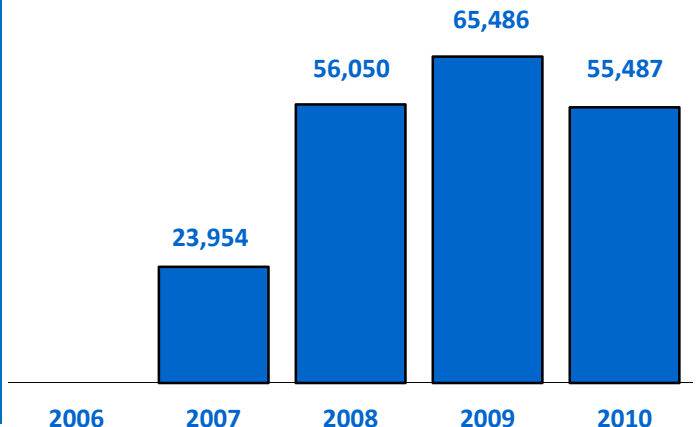
Vehicles:	Two Class 600	Service Hours:	
Service Type:	Commuter express	Monday - Friday	5:20 a.m. - 8:15 a.m. 3:35 p.m. - 6:35 p.m.
		Saturday - Sunday	No service
		Base Fare:	\$3

System Data

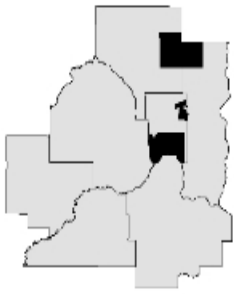
Operating Expenditures



Ridership



Rush Line



Contact: Mike Rogers
Title: Rush Line Project Manager
Address: Suite 6560, RCGC, 50 W. Kellogg Blvd.
City State Zip: St. Paul, MN 55102
Telephone: 651-266-2773
Fax: 651-266-2761
Email: michael.rogers@co.ramsey.mn.us
Website: www.rushline.org



2010 Highlights

- Initiated service in fall 2010
- Held customer appreciation welcoming events at park and rides including Forest Lake Transit Center, Running Aces and White Bear Theater on Nov. 10, 2010.

System Snapshot

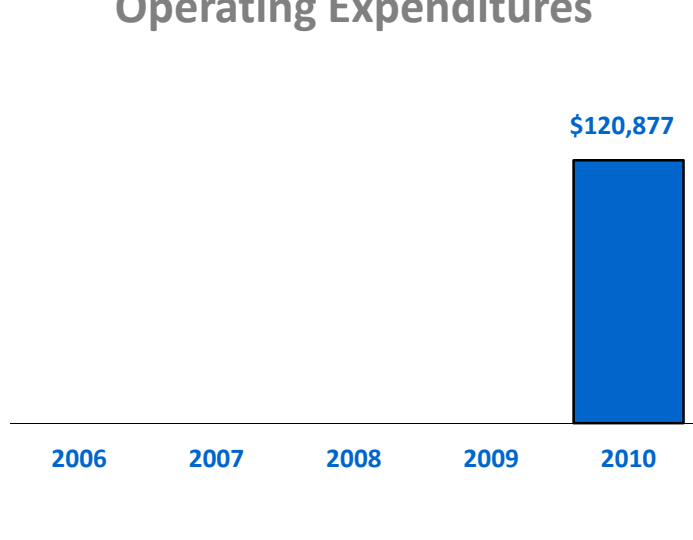
Legal Name: Rush Line Corridor Task Force
Type of Government: Joint Powers Board
Area Served: St. Paul to Hinckley to Forest Lake South
Legislative District: 8B, 17A, 17B, 52A, 52B, 53A, 53B, 54B, 55A, 65A, 65B, 66A, 67A and 67B
Congressional District: 4, 6 and 8

System Characteristics

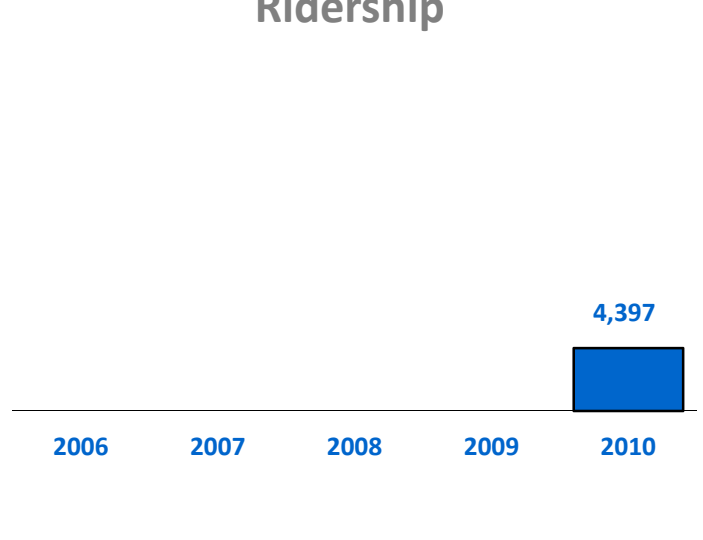
Vehicles: Four Coach Buses Service Type: Express service	Service Hours: Monday – Friday Leave Forest Lake 5:43 a.m. - 7:18 a.m.; Arrive 6:49 a.m. - 8:20 a.m.; Leave St. Paul 3:40 p.m. to 5:15 p.m. Base Fare: \$3
---	---

System Data

Operating Expenditures



Ridership



SHAKOPEE TRANSIT



Contact: Kyle Sobota
Title: Planner
Address: 129 S. Holmes Street
City State Zip: Shakopee, MN 55379
Telephone: 952-233-9300
Fax: 952-233-3801
Email: ksobota@ci.shakopee.mn.us
Website: www.ci.shakopee.mn.us



2010 Highlights

- Commenced Reverse Commute Route 491 in Spring 2011.
- Opened Eagle Creek Transit Station in early November 2011, which is the second park and ride in Shakopee.

System Snapshot

Legal Name: City of Shakopee
Type of Government: City
Area Served: Cities of Prior Lake, Savage and Shakopee
Legislative District: 35A, 35B and 40A
Congressional District: 2

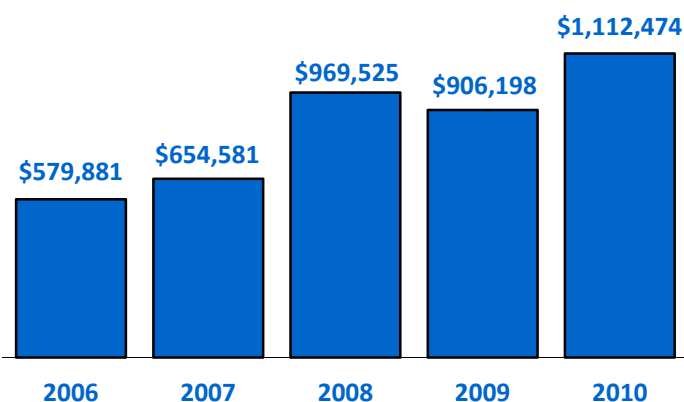
System Characteristics

Vehicles: Six Class 200 and five Class 700
Service Type: express service, circulator/summer shuttle service and van pools

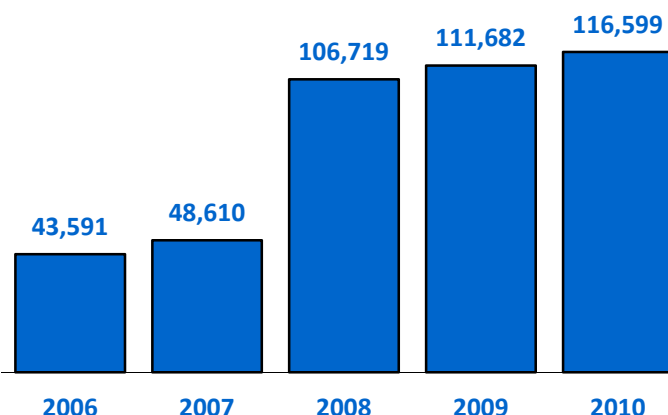
Service Hours:
Monday – Friday (BlueXpress) 5:53 a.m. - 7:00 p.m.
Monday – Friday (Circulator) 5:40 a.m. - 5:27 p.m.
Saturday - Sunday No service
Base Fare: \$3 BlueXpress; \$1 circulator

System Data

Operating Expenditures



Ridership



SOUTHWEST TRANSIT



Contact: Linda Spevacek
Title: Administrative service assistant
Address: 13500 Technology Drive
City State Zip: Eden Prairie, MN 55344
Telephone: 952-974-3108
Fax: 952-974-7997
Email: lspevacek@swtransit.org
Website: www.swtransit.org



2010 Highlights

- Constructing new Chanhassen Transit Station.
- Received APTA National Certificate of Merit for Security.
- Continue mid-day bus park-out as cost saving strategy.

System Snapshot

Legal Name: SouthWest Transit
Type of Government: Local government; joint powers
Area Served: Cities of Chanhassen, Chaska and Eden Prairie
Legislative District: 34A, 34B, 42A and 42B
Congressional District: 2 and 3

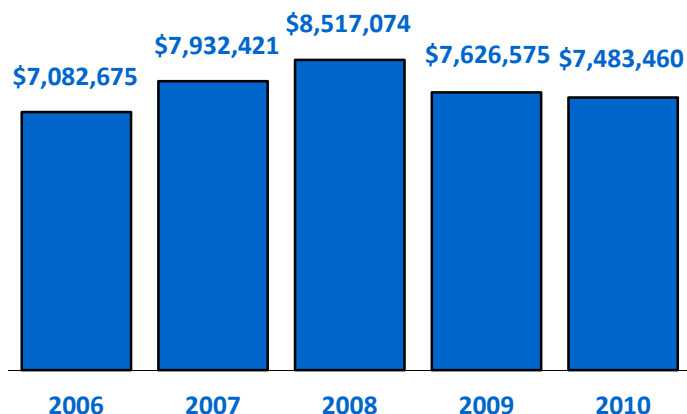
System Characteristics

Vehicles: 10 Class 400 and 50 Class 700
Service Type: Fixed route

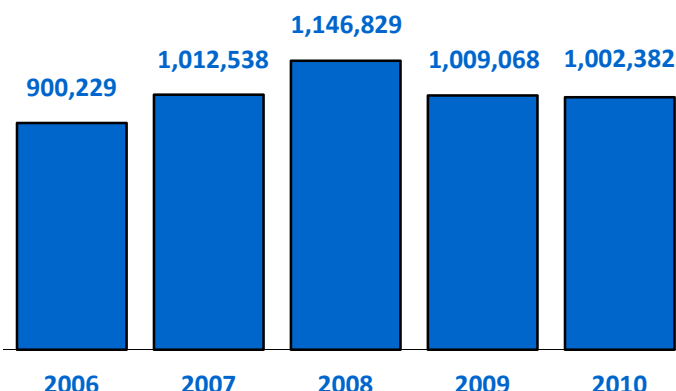
Service Hours:
Monday - Friday 5 a.m. - 9:30 p.m.
Saturday - Sunday No service
Base Fare: \$3 peak express; \$2.25 non-peak express;
 \$2.25 peak local and \$1.75 non-peak local

System Data

Operating Expenditures



Ridership



UNIVERSITY OF MINNESOTA TRANSIT



Contact: William Stahlman
Title: Transit assistant director
Address: 511 Washington Ave. SE
City State Zip: Minneapolis, MN 55455
Telephone: 612-625-8020
Fax: 612-624-8899
Email: stahl001@umn.edu
Website: www1.umn.edu/pts/



2010 Highlights

- Purchased an additional hybrid bus using NTD funds.
- Surpassed 4 million rides without any additional service.

System Snapshot

Legal Name: University of Minnesota Parking and Transportation Services
Type of Government: Higher education
Area Served: Minneapolis and St. Paul campuses
Legislative Senate/House District: Metro
Congressional District: 2, 3 4, 5 and 6

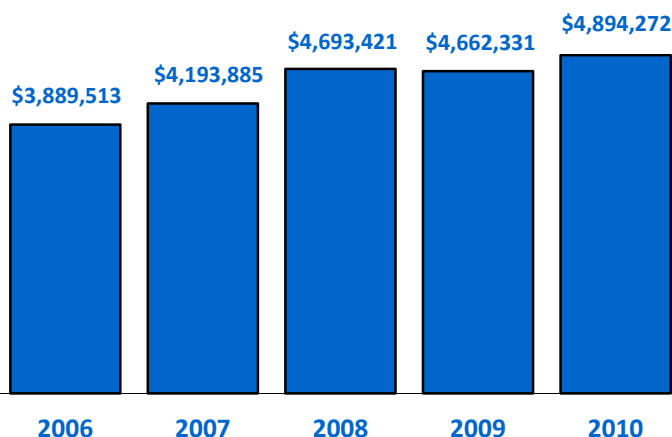
System Characteristics

Vehicles: Two Class 200, three Class 400 and 20 Class 700
Service Type: Fixed route and dial-a-ride

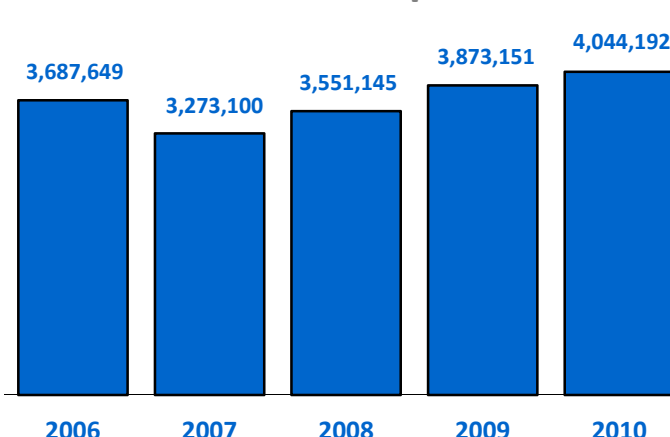
Service Hours:
Monday – Friday (Fixed Route) 7 a.m. - midnight
Saturday - Sunday 9:20 a.m. - midnight
Monday – Friday (Dial-A-Ride) 7 a.m. - 6 p.m.
Saturday - Sunday No service
Base Fare: Free

System Data

Operating Costs



Ridership



JEFFERSON LINES



Contact: Bonnie Buchanan
Title: Vice president
Address: 2100 E. 26th St.
City State Zip: Minneapolis, MN 55404
Telephone: 612-359-3476
Fax: 612-359-3437
Email: bbuchanan@jeffersonlines.com
Website: www.jeffersonlines.com



2010 Highlights

- Acquired Land to Air Express, a Mankato-based company.
- Connected with new intercity service between the upper peninsula of Michigan and Duluth.
- Added new service from Duluth to Eau Claire, Wis., on Highway 53.
- Added new service from Minneapolis to Williston, N.D., to meet demand from the oil boom.

System Overview

Jefferson Lines is a private inter-city bus operator based in Minneapolis. It provides direct service to 65 Minnesota communities, 105 Midwest communities and connections to more than 4,000 destinations in the United States, Canada and Mexico.

System Characteristics

Vehicles: Over the road coaches
Service Type: Intercity bus carrier
Funding Class: Intercity Bus Section 5311(f)

Service Hours: 24 hours daily, seven days weekly
Base Fare: Varies

System Data

Fiscal Year 2012 Subsidized Routes (July 1, 2012, through June 30, 2013)	Mileage (Daily)	Average Passengers per Trip (Projected)
Duluth to Minneapolis (909/910)	402	25
Duluth to Minneapolis (906/907)	390	20
Minneapolis to La Crosse (932/935)	350	24
Fargo to Wadena (929B/930B)	200	23
Fargo, Bemidji, Grand Forks (927/928)	336	18
Minneapolis, Hastings, Rochester (923/924)	230	12
Minneapolis to Sioux Falls (925/926)	290	20

Elderly and Persons with Disabilities Capital Program

The purpose of the Federal Transit Administration Section 5310 program is to meet the special transportation needs of elderly persons and persons with disabilities for whom existing mass transportation services are unavailable, insufficient or inappropriate. The program seeks to enhance coordination of federally assisted programs and services to encourage the most efficient use of federal resources and to achieve the goal of improved mobility for elderly persons and persons with disabilities.

The State of Minnesota receives Section 5310 funds each year through a formula or annual appropriation from the U.S. DOT-FTA. It is MnDOT's policy to use Section 5310 funds to purchase lift-equipped vehicles. New vehicles may be used to replace existing vehicles, expand current services, or initiate new services. Grant vehicles are purchased under MnDOT's Cooperative Vehicle Procurement Program through the Department of Administration.

Listed below are organizations currently receiving Section 5310 funds:

1. ABC WORKS

Contact: Judy Wandling
Telephone: 507-895-7161
62 N. Third St., P.O. Box 151
LaCrescent, MN 55947
judyw@abcinc.org

2. ABILITY BUILDING CENTER (ABC)

Contact: Larry Erickson
Telephone: 507.281.6262
1911 14th St. NW
Rochester, MN 55903
larrye@abcinc.org

3. ACHIEVE SERVICES INC.

CONTACT: Carol Donahoe
Telephone: 763-792-8705
1201 89th Ave. NE, Suite 105
Blaine, MN 55434
carol.donahoe@achieveservices.org

4. ADULT DAY SERVICES INC.

Contact: April Collman-Maddox
Telephone: 218-751-1324
620 Carr Lake Road SE
Bemidji, MN 56601
acollman@paulbunyan.net

5. ANOKA, CITY OF

Contact: Lisa LaCasse
Telephone: 763-576-2984
2105 First Ave. N.
Anoka, MN 55303-2270
llacasse@ci.anoka.mn.us

6. AUGUSTANA HOMES NORTH CAMPUS

Contact: Julie Kadelbach
Telephone: 320-373-6626
200 N. Holcombe Ave.
Litchfield, MN 55355
juliekadelbach@ecumen.org

7. BAY LAKE AREA LIONS CHARITIES INC.

Contact: Dan Kantorowicz
Telephone: 218-678-9999
22520 Pine Trail
Deerwood, MN 56444
dan.oaks@charter.net

8. BECKER COUNTY DAC

Contact: David Peterson
Telephone: 218-847-8206
Address: P.O. Box 852
Detroit Lakes, MN 56502
beckerdac@yahoo.com

9. BIGFORK VALLEY TRANSPORTATION

Contact: Barb Rahier
Telephone: 218-743-3052
P.O. Box 258
Bigfork, MN 56628
brahier@bigforkvalley.org

10. CEDAR VALLEY SERVICES INC.

Contact: Richard Pavek
Telephone: 507-433-2303
2111 Fourth St. NW
Austin, MN 55912
rpavek@cedarvalleyservices.org

11. CLEARWATER DAC

Contact: Donald Blooflat
Telephone: 218-694-6541
Fifth & Hallan Ave., P.O. Box 29
Bagley, MN 56621
dbcdac@gvtel.com

12. CLUES

Contact: Linda Hernandez
Telephone: 651-379-4281
882 S. Robert St.
West St. Paul, MN 55118
lhernandez@clues.org

13. CONNECTIONS OF MOORHEAD INC.

Contact: Mary Fandrich
Telephone: 218-233-8657 Ext. 30
810 Fourth Ave. S., Suite 156
Moorhead, MN 56560
mfandrich@connectionsofmoorhead.org

14. COTTONWOOD COUNTY DAC

Contact: Donavan Pankratz
Telephone: 507-831-1511
1049 Fifth Ave., P.O. Box 153
Windom, MN 56101
ccdac@qwestoffice.net

15. DARTS

Contact: Kevin Raun
Telephone: 651-234-2276
1645 Marthaler Lane
West St. Paul, MN 55118-9909
kevin.raun@darts1.org

16. DEER RIVER HEALTHCARE CENTER

Contact: Tom Windorski
Telephone: 218-246-2909
1002 Coomstock Drive
Deer River, MN 56636
twindorski@drhc.org

17. DELANO, CITY OF

Contact: Linda VanLith
Telephone: 763-972-0574
234 Second St. N., P.O. Box 462
Delano, MN 55328
linda@delano.mn.us

18. EAST POLK COUNTY DAC

Contact: Wayne Holt
Telephone: 218-435-6188
326 N. Mark Ave., P.O. Box 178
Fosston, MN 56542
epcdac@gvtel.com

19. EAST SIDE NEIGHBORHOOD SERVICES INC.

Contact: Joseph Biernat
Telephone: 612-787-4023
1700 Second St. NE
Minneapolis, MN 55413
jbienrat@esns.org

20. EAST SUBURBAN RESOURCES

Contact: Ed Boeve
Telephone: 651-351-0190
1754 Washington Ave.
Stillwater, MN 55082-7561
eboeve@esrworks.org

21. ECCO

Contact: Catherine Nelson
Telephone: 507-247-5340
144 Fourth St.
Tracy, MN 56175
cathyn56115@yahoo.com

22. EMPLOYMENT ENTERPRISES INC.

Contact: Byron Quinn
Telephone: 320-632-9251
307 NW Ninth Ave., P.O. Box 303
Little Falls, MN 56345
eei@eeinc.org

23. ENTERPRISE NORTH INC. MADELIA

Contact: Mary Hippert
Telephone: 507-233-8900
21 Center Ave.
Madelia, MN 56062
mhippert@newulmtel.net

24. EPIC ENTERPRISES INC.

Contact: Linda Hibbard
Telephone: 507-645-6800
430 Railway St. S., P.O. Box 168
Dundas, MN 55019
hibbard@epicenterpriseinc.org

25. FALLS DAC INC.

Contact: Sally Erickson
Telephone: 218-681-5951
205 W. 13th St., P.O. Box C
Thief River Falls, MN 56701
fdacse@mncable.net

26. FIRST CARE MEDICAL SERVICES

Contact: Carrie Welin
Telephone : 218-435-1441
900 SE Hilligoss Blvd.
Fosston, MN 56542
cwelin@firstcare.org

27. FOCUS CORPORATION INC.

Contact: Mary Wickersham
Telephone: 218-463-0411
P.O. Box 387
Roseau, MN 56751
focus@wiktel.com

28. FUNCTIONAL INDUSTRIES INC.

Contact: Rod Pederson
Telephone: 763-682-4336
1801 Highway 25 N., P.O. Box 336
Buffalo, MN 55313
rpederson@functionalindustries.org

29. GOOD SAMARITAN NURSING HOME

Contact: Tammy Obregon
Telephone: 218-773-7484
2122 River Road NW
East Grand Forks, MN 56721
tobergon@good-sam.com

30. GREENWOOD CONNECTIONS

Contact: Lori Elmore
Telephone: 218-564-4101
427 Main St. NE
Menahga, MN 56464
lorielmore@wcta.net

31. GUARDIAN ANGELS OF ELK RIVER

Contact: Rosemary Becker
Telephone: 763-241-4430
350 Evans Ave.
Elk River, MN 55330
rbecker@ga-er.org

32. HALLIE Q. BROWN COMMUNITY CENTER INC.

Contact: Linda White
Telephone: 651.224.4603
270 N. Kent St.
St. Paul, MN 55102
lwhite@halliegbrown.org

33. HMONG AMERICAN PARTNERSHIP

Contact: Bao Vang
Telephone: 651-495-1507
1075 Arcade St.
St. Paul, MN 55106
baov@hmong.org

34. HOPE DAC

Contact: Catherine Nelson
Telephone: 507.247.5340
330 E. Highway 214, P.O. Box 637
Tyler, MN 56178
cathyn56115@yahoo.com

35. HUBBARD COUNTY DAC

Contact: Ed Ranson
Telephone: 218-732-3358
109 Pleasant Ave., P.O. Box 86
Park Rapids, MN 56470
dac@unitelc.com

36. HUMAN SERVICES INC.

Contact: Steven Hunt
Telephone: 651-275-4308
5650 Memorial Ave. N.
Oak Park Heights, MN 55082
shunt@hsicare.org

37. INDEPENDENCE CENTER INC.

Contact: Amy Christensen
Telephone: 320-252-4146
51 First Ave. S.
Waite Park, MN 56387
atcici@cloudnet.com

38. INDUSTRIES INC.

Contact: Chris Fourness
Telephone: 320-679-2354 Ext. 15
500 S. Walnut St.
Mora, MN 55051
cfourness@industriesinc.org

39. JEWISH COMMUNITY CENTER OF ST. PAUL

Contact: Barbie Levine
Telephone: 651-255-4734
1375 St. Paul Ave.
St. Paul, MN 55116
blevine@stpauljcc.org

40. JOBS PLUS INC.

Contact: Katie Neegard
Telephone: 507-833-5004
200 16th Ave. SE
Waseca, MN 56093
kneeg_1@yahoo.com

41. KANDIYOHI AREA TRANSIT JOINT POWERS BOARD

Contact: Tiffany Collins
Telephone: 320-214-7433
1320 22nd St. SW, P.O. Box 186
Willmar, MN 56201
tcollins@katbus.org

42. KAPOZIA INC.

Contact: Tom Vogt
Telephone: 651-789-2806
380 E. Lafayette Freeway S.
St. Paul, MN 55107
tvogt@kaposia.com

43. KITTSOON COUNTY DAC

Contact: Missy Karboviak
Telephone: 218-754-2225
P.O. Box 54
Lake Bronson, MN 56734
missyk5@hotmail.com

44. LAKE CITY MEDICAL CENTER MAYO

Contact: Jennifer Lindow
Telephone: 651-345-6077
500 W. Grant St.
Lake City, MN 55041
lindow.jennifer@mayo.edu

45. LAKEWOOD HEALTH SYSTEM

Contact: Lora Wutzke
Telephone: 218-894-8331
49725 County Road 83
Staples, MN 56479
lorawutzke@lakewoodhealthsystem.com

46. LESUEUR COUNTY DEVELOPMENTAL SERVICES INC.

Contact: Doug Scharfe
Telephone: 507-362-8560
519 W. Paquin St., P.O. Box 47
Waterville, MN 56096
LCDS2@frontiernet.net

47. LIFEWORKS SERVICES INC.

Contact: Bob Platz
Telephone: 651-365-3728
2965 Lone Oak Drive, Suite 160
Eagan, MN 55121-3019
bplatz@lifeworks.org

48. LITTLEFORK MEDICAL CENTER

Contact: Jennifer Fondie
Telephone: 218-278-6634
P.O. Box N
Littlefork, MN 56653
jfondie@onvoymail.com

49. MARTIN LUTHER MANOR

Contact: Greg Anderson
Telephone: 952-948-5182
1401 E. 100th St.
Bloomington, MN 55425-2614
gander15@fairview.org

50. MIDWAY TRAINING SERVICES INC.

Contact: Philip Swanson
Telephone: 651-288-8929
1246 University Ave. W.
St. Paul, MN 55104
pswanson@midwaytraining.com

51. MIDWEST SPECIAL SERVICES INC.

Contact: Julie Johnson
Telephone: 651-778-1000
900 Ocean St.
St. Paul, MN 55106
jjohnson@mwsservices.org

52. MINNEAPOLIS AMERICAN INDIAN CENTER

Contact: Janet Stately
Telephone: 612-879-1770
1530 E. Franklin Ave.
Minneapolis, MN 55404
jstately@maicnet.org

53. MN MASONIC HOMES NORTH RIDGE

Contact: Lisa Desnick
Telephone: 763-592-2669
5430 Boone Ave. N.
New Hope, MN 55428
lisa.desnick@mnmasonic.org

54. MN VALLEY ACTION COUNCIL

Contact: Sandy Chadderdon
Telephone: 507-835-4551
308 N. State St.
Waseca, MN 56093
schadderdon@mnvac.org

55. MRCI - ROSEMOUNT

Contact: Sharon Montoya
Telephone: 651-423-8900
15191 Boulder Court
Rosemount, MN 55068
smontoya@mrciworksource.org

56. MRCI - MANKATO

Contact: Lanny Cox
Telephone: 507-386-5670
15 Map Drive, P.O. Box 328
Mankato, MN 56002
lcx@mrciworksource.org

57. MRCI - NEW ULM

Contact: Jeanine Grosam
Telephone: 507-233-2730
2100 N. Broadway, P.O. Box 894
New Ulm, MN 56073
jgrosam@mrciworksource.org

58. NEWTRAX, INC.

Contact: John Felipe
Telephone: 651-789-6221
3210 Labore Rd., Suite 100
Vadnais Heights, MN 55110
johnf@newtrax.org

59. NORMAN COUNTY DAC

Contact: Michael Burke
Telephone: 218-784-4582
P.O. Box 145
Ada, MN 56510
mbncdac@loretel.net

60. NORTHEAST CONTEMPORARY SERVICES INC.

Contact: Rebecca Smith
Telephone: 651-636-3343
2770 Cleveland Ave. N.
Roseville, MN 55113
rebecca.smith@northeastcontemporaryservices.org

61. OCCUPATIONAL DEVELOPMENT CENTER INC. – THIEF RIVER FALLS

Contact: Sally McGlynn
Telephone: 218-681-6830
1520 Highway 32 S.
Thief River Falls, MN 56701
smcglynn@odcmn.com

62. OCCUPATIONAL DEVELOPMENT CENTER INC. - WARREN

Contact: Cindy Gratzek
Telephone: 218-745-4401
1008 N. Second St.
Warren, MN 56762
cgratzek@odcmn.com

63. OPPORTUNITY PARTNERS

Contact: Alison Steward
Telephone: 952-238-4827
5500 Opportunity Court
Minnetonka, MN 55343
asteward@opportunities.org

64. OPTIONS INC.

Contact: Richard Simonson
Telephone: 763-263-3684
16820 197th Ave. NW
Big Lake, MN 55309
option1@sherbtel.net

65. PERHAM HEALTH/PERHAM LIVING

Contact: Karen Laughlin
Telephone: 218-346-1166
665 Third St. SW
Perham, MN 56573
karen.laughlin@perhamhealth.org

66. PINE HABILITATION & SUPPORTED EMPLOYMENT (PHASE)

Contact: Tim Schmutzer
Telephone: 320-629-7805
106 Main St.
Sandstone, MN 55072
tschmutzer@pinehab.org

67. PINE HAVEN CARE CENTER INC.

Contact: Steve Zillar
Telephone: 507-356-8304
210 NW Third St.
Pine Island, MN 55963
phcc@pitel.net

68. PINWOOD-DULUTH INC.

Contact: Toni Rothmeier
Telephone: 218-879-4566
915 18th St.
Cloquet, MN 55720
toni@pinewoodcloq-duluth.com

69. POLK COUNTY DAC

Contact: JoAnn Bittner
Telephone: 218-281-4181
515 Fifth Ave. S.
Crookston, MN 56716
bittner.dac@midconetwork.com

70. POSSABILITIES OF SOUTHERN MINNESOTA

Contact: Michelle Lee
Telephone: 507-281-6116
1808 Third Ave. SE
Rochester, MN 55904
mlee@possabilities.org

71. PRISM EXPRESS

Contact: Courtney Whited
Telephone: 763-529-1252
730 Florida Ave. S.
Golden Valley, MN 55426
cwhited@prismmpls.org

72. PROACT INC. - EAGAN

Contact: Heidi Hanson
Telephone: 651-289-3149
3195 Neil Armstrong Blvd.
Eagan, MN 55121
hhanson@proactinc.org

73. PROACT INC. - RED WING

Contact: Sally Ogren
Telephone: 651-388-7108
204 Mississippi Ave.
Red Wing, MN 55066
sogren@proactinc.org

74. RAINBOW RIDER TRANSIT

Contact: Harold Jennissen
Telephone: 320.283.5065
249 Poplar Ave., P.O. Box 136
Lowry, MN 56349
hjenn@runestone.net

75. RISE INC.

Contact: Lynn Noren
Telephone: 763-783-2814
8406 Sunset Road NE
Spring Lake Park, MN 55432
lnoren@rise.org

76. RIVERVIEW HEALTH CARE ASSOCIATION

Contact: Renea Johnson
Telephone: 218-281-9459
323 S. Minnesota St.
Crookston, MN 56716
rjohnson@riverviewhealth.org

77. ROCK COUNTY OPPORTUNITIES INC.

Contact: Beth Bartels
Telephone: 507-283-4582
807 W. Main St., P.O. Box 626
Luverne, MN 56156
bbartels@rockcountyopp.com

78. ROSEVILLE AREA SENIOR PROGRAM

Contact: Janell B. Wampler
Telephone: 651-604-3522
1910 W. County Road B
Roseville, MN 55113
janell.wampler@isd623.org

79. ST. JOHN'S LUTHERAN HOME

Contact: Debbra Peterson
Telephone: 507-723-3211
201 S. County Road 5
Springfield, MN 56087
debbra@sjlhome.com

80. ST. MARY'S REGIONAL HEALTH CENTER

Contact: Sue Braun
Telephone: 218-847-0894
1027 Washington Ave.
Detroit Lakes, MN 56501
sue.braun@essentiahealth.org

81. SERVICE ENTERPRISES INC.

Contact: Betty Stancer
Telephone: 507-637-3503
515 W. Bridge St., P.O. Box 248
Redwood Falls, MN 56283
betty.stancer@service-enterprises.org

82. SIBLEY COUNTY DAC

Contact: Mark Pauly
Telephone: 507-964-5726
700 Marion Drive, P.O. Box 916
Arlington, MN 55307-0916
scdpauly@frontiernet.net

83. SPRING VALLEY CARE CENTER

Contact: James Dessner
Telephone: 507-346-7381
800 Memorial Drive
Spring Valley, MN 55975
facilities@svseniorliving.com

84. STEP INC.

Contact: Sue Eisenmenger
Telephone: 507-238-4341
411 S. State St., P.O. Box 110
Fairmont, MN 56031
seisenmenger@stepinc.org

85. STEVENS COUNTY DAC

Contact: Emmy Kvatum
Telephone: 320-589-3020
203 Green River Road, P.O. Box 25
Morris, MN 56267
ekvatum@hometownsolutions.net

86. SWIFT COUNTY DAC

Contact: Emmy Kvatum
Telephone: 320-843-4201
2105 Minnesota Ave.
Benson, MN 56215
scdac3@embarqmail.com

**87. TRANSIT PLUS OF PARMLY
LIFEPOINTES**

Contact: Tom Henderson
Telephone: 651-257-7327
28210 Old Towne Road
Chisago City, MN 55013
tomhenderson@ecumen.org

88. UDAC INC.

Contact: Laurie Berner
Telephone: 218-722-5867
500 E. 10th St.
Duluth, MN 55805
lberner@udac.org

89. VALLEY VIEW HEALTHCARE & REHAB

Contact: Connie Edwards
Telephone: 507-896-3125
510 E. Cedar St.
Houston, MN 55943
cedwards@acegroup.cc

90. VOLUNTEERS OF AMERICA OF MN

Contact: Bee Vue
Telephone: 612-377-4472
1505 Park Ave. S.
Minneapolis, MN 55404
bvue@voamn.org

91. WADENA COUNTY DAC INC.

Contact: Sylvia Silvers
Telephone: 218-837-5182
305 SW Fifth St., P.O. Box 235
Sebeka, MN 56477
wcdac@wcta.net

92. WACOSA

Contact: Ann Roesler
Telephone: 320-257-5191
321 Sundial Drive
Waite Park, MN 56387
akennedy@wacosa.org

**93. WHITE BEAR LAKE AREA SENIOR
PROGRAM/ISD #624**

Contact: Barb Green
Telephone: 651-653-3126
2484 E. County Road F
White Bear Lake, MN 55110
bigree@wbl.whitebear.k12.mn.us

**94. WHITE EARTH RESERVATION TRIBAL
COUNCIL**

Contact: Ray Johnston
Telephone: 218-983-3283
P.O. Box 418
White Earth, MN 56591
rayj@whiteearth.com

95. WINONA COUNTY DAC INC.

Contact: LaVerne Scharmer
Telephone: 507-452-1798
1721 W. Service Drive
Winona, MN 55987
lscharmer@winonadac.org

96. WINONA ORC INDUSTRIES INC.

Contact: Judy Foster-Lupkin
Telephone: 507-452-1855
1053 E. Mark St.
Winona, MN 55987
jfoster-lupkin@winonaorc.org

This page intentionally left blank.

Financial Statistics

Minnesota Public Transit Systems – 2010 Operating Expenditures Summary

Minnesota Public Transit Systems –2010 Operating Expenditures

	Operating Expenditures (in Millions)
Greater Minnesota	\$58,524,175
Urbanized	\$22,899,589
Elderly and Disabled	\$4,475,654
Small Urban	\$4,317,571
Rural	\$26,831,360
Twin Cities Metropolitan Area	\$376,503,015
Metro Transit – Regular Route Bus	\$236,841,961
Metro Transit – Light Rail Transit	\$25,736,121
Metro Transit – Commuter Rail	\$15,591,217
Metro Mobility	\$36,600,142
Metropolitan Council Contracted Services – Regular Route Bus	\$12,513,375
Metropolitan Council Contracted Services – Transit Link	\$7,419,325
Metropolitan Council Contracted Services – Vanpool	\$1,376,194
Suburban Transit Providers	\$33,027,018
Other Services/Providers	\$7,397,662

Greater Minnesota Transit Systems – 2010 Operating Expenditures

Operating expenditures for Greater Minnesota transit systems are categorized according to their state statutory categories - urbanized, elderly and disabled, small urban and rural systems. Figures presented are unaudited.

I. Greater Minnesota Transit Systems –Total

	Total Expenditures	Federal Share (5307/5311)	State Share	MVST	Local Share	% Local Share
Urbanized	\$22,899,589	\$2,864,000	\$6,887,280	\$5,866,400	\$7,281,909	32%
Elderly & Disabled (ADA Complementary Paratransit)	\$4,475,654	\$0	\$1,483,940	\$1,263,600	\$1,728,114	39%
Small Urban	\$4,317,571	\$1,093,876	\$1,141,925	\$958,800	\$1,122,970	26%
Rural	\$26,830,569	\$6,498,491	\$7,332,750	\$6,197,492	\$6,801,836	25%
Total	\$58,524,175	\$10,352,760	\$16,933,036	\$14,250,984	\$16,987,395	29%

I.a Urbanized Systems

	Total Expenditures	Federal Share (5307)	State Share	MVST	Local Share	% Local Share
Duluth Transit Authority RR	\$10,787,556	\$738,000	\$3,766,000	\$3,208,000	\$3,075,556	29%
East Grand Forks, City of – RR	\$233,936	\$60,000	\$58,800	\$50,000	\$65,136	28%
La Crescent Apple Express	\$246,142	\$43,000	\$50,700	\$43,100	\$109,342	44%
Moorhead, City of (MAT)	\$1,340,216	\$282,000	\$438,700	\$373,700	\$245,816	18%
Rochester Public Transit - RR	\$4,933,635	\$867,000	\$951,900	\$810,700	\$2,304,035	47%
St. Cloud Metropolitan Transit Commission RR	\$5,358,104	\$874,000	\$1,621,180	\$1,380,900	\$1,482,024	28%
Total	\$22,899,589	\$2,864,000	\$6,887,280	\$5,866,400	\$7,281,909	32%

I.b Elderly & Disabled Systems (ADA Complementary Paratransit)

	Total Expenditures	Federal Share	State Share	MVST	Local Share	% Local Share
Duluth Transit Authority-STRIDE	\$637,693	\$0	\$247,900	\$211,100	\$178,693	28%
East Grand Forks, City of (DAR)	\$45,090	\$0	\$19,835	\$16,800	\$8,455	19%
Moorhead, City of (DAR)	\$346,287	\$0	\$95,500	\$81,300	\$169,487	49%
Rochester, City of (DAR)	\$622,548	\$0	\$281,000	\$239,200	\$102,348	16%
St. Cloud Metropolitan Transit Commission (DAR)	\$2,824,037	\$0	\$839,705	\$715,200	\$1,269,132	45%
Total	\$4,475,654	\$0	\$1,483,940	\$1,263,600	\$1,728,114	39%

Greater Minnesota Transit Systems – 2010 Operating Expenditures Cont'd

I.c Small Urban Systems

	Total Expenditures	Federal Share (5311)	State Share	MVST	Local Share	% Local Share
Albert Lea Transit	\$244,071	\$64,215	\$66,165	\$56,200	\$57,491	24%
Benson Heartland Express	\$173,302	\$44,363	\$45,557	\$38,800	\$44,582	26%
Faribault Flyer	\$161,597	\$52,402	\$44,412	\$37,700	\$27,083	17%
Granite Falls Heartland Express	\$119,194	\$25,826	\$27,014	\$23,000	\$43,354	36%
Greater Mankato Transit System	\$265,982	\$75,480	\$63,020	\$53,500	\$73,982	28%
Hibbing Area Transit	\$217,992	\$64,768	\$59,804	\$50,900	\$42,520	20%
Le Sueur Heartland Express	\$1,418,057	\$328,782	\$380,498	\$324,000	\$384,777	27%
Montevideo Heartland Express	\$136,182	\$28,490	\$37,410	\$31,700	\$38,582	28%
Morris Transit	\$373,567	\$108,097	\$103,235	\$87,800	\$74,436	20%
Northfield Transit	\$314,379	\$106,819	\$84,884	\$59,800	\$62,876	20%
St. Peter Transit	\$279,525	\$60,680	\$75,320	\$64,000	\$79,525	28%
Stewartville Heartland Express	\$69,879	\$18,204	\$19,876	\$16,800	\$14,999	21%
Winona Transit Services	\$543,844	\$115,751	\$134,730	\$114,600	\$178,763	33%
Total	\$4,317,571	\$1,093,876	\$1,141,925	\$958,800	\$1,122,970	26%

I.d Rural Systems

	Total Expenditures	Federal Share (5311)	State Share	MVST	Local Share	% Local Share
Arrowhead Transit	\$4,999,184	\$1,172,900	\$1,372,500	\$1,169,100	\$1,284,684	26%
Austin-Mower County Area Transit	\$594,924	\$120,620	\$181,380	\$153,600	\$139,324	23%
Becker County Transit	\$331,224	\$86,210	\$101,740	\$86,600	\$56,674	17%
Brainerd and Crow Wing Public Transit	\$790,129	\$253,820	\$228,990	\$188,800	\$118,519	15%
Brown County Heartland Express	\$585,446	\$196,618	\$175,161	\$125,850	\$87,817	17%
Chisago-Isanti Heartland Express	\$1,041,464	\$254,560	\$271,140	\$230,800	\$284,964	27%
Community Transit of Western Community Action	\$1,556,356	\$283,050	\$404,900	\$344,800	\$523,606	34%
Cottonwood County Transit	\$126,910	\$33,596	\$37,004	\$31,400	\$24,910	20%
Dawson Heartland Express	\$57,981	\$20,009	\$18,752	\$10,523	\$8,697	15%
FAR North Public Transit	\$286,148	\$86,347	\$81,679	\$75,200	\$42,922	15%
Faribault County Prairie Express	\$177,735	\$50,320	\$49,755	\$42,300	\$35,360	20%
Fosston Transit	\$62,727	\$18,276	\$15,342	\$19,700	\$9,409	15%
Grant County Alpha Transit	\$158,371	\$25,900	\$45,700	\$38,900	\$47,871	30%
Hubbard County Heartland Express	\$307,252	\$79,328	\$90,372	\$76,800	\$60,752	20%
Kandiyohi Area Transit	\$990,802	\$318,200	\$259,882	\$264,100	\$148,620	15%
Lincoln County Heartland Express	\$214,021	\$55,426	\$50,354	\$42,800	\$65,441	31%

Greater Minnesota Transit Systems – 2010 Operating Expenditures Cont'd

I.d Rural Systems - Continued

	Total Expenditures	Federal Share (5311)	State Share	MVST	Local Share	% Local Share
Mahnomen County Heartland Express	\$170,901	\$54,353	\$48,747	\$41,400	\$26,401	15%
Martin County Express	\$545,679	\$143,190	\$169,610	\$144,500	\$88,379	16%
Meeker County Public Transit	\$682,549	\$52,910	\$156,340	\$133,300	\$339,999	50%
Murray County Heartland Express	\$111,127	\$27,269	\$26,026	\$22,100	\$35,732	32%
Paul Bunyan Transit	\$839,431	\$226,485	\$256,042	\$218,100	\$138,804	17%
Pine River Ride with Us Bus	\$74,669	\$25,271	\$20,554	\$17,500	\$11,344	15%
Pipestone County Transit	\$361,339	\$94,905	\$98,620	\$84,000	\$83,814	23%
Prairie Five Rides	\$769,156	\$181,189	\$204,056	\$173,800	\$210,111	27%
Prairieland Transit	\$324,429	\$79,698	\$90,102	\$76,700	\$77,929	24%
Rainbow Rider Transit	\$1,507,716	\$215,636	\$434,364	\$370,000	\$487,716	32%
Red Lake Transit	\$181,524	\$83,150	\$0	\$0	\$98,374	54%
Renville County Heartland Express	\$475,137	\$67,624	\$104,389	\$88,619	\$214,505	45%
RiverRider Public Transit System	\$864,034	\$281,422	\$211,007	\$242,000	\$129,605	15%
Rock County Heartland Express	\$321,860	\$83,768	\$95,232	\$81,100	\$61,760	19%
SEMCAAC Transportation	\$251,024	\$51,531	\$69,991	\$59,500	\$70,003	28%
Steele County Area Transit	\$466,105	\$110,371	\$123,354	\$105,000	\$127,380	27%
Three Rivers Hiawathaland Transit	\$1,012,752	\$268,694	\$279,331	\$237,800	\$226,927	22%
Timber Trails Public Transit	\$532,103	\$161,452	\$137,196	\$116,800	\$116,656	22%
Trailblazer Transit	\$1,592,615	\$297,850	\$346,400	\$295,000	\$653,365	41%
Transit Alternatives	\$905,587	\$217,930	\$361,220	\$191,800	\$134,637	15%
Tri-CAP Transit Connection	\$1,022,366	\$285,566	\$280,344	\$238,700	\$217,756	21%
Tri-Valley Heartland Express Bus	\$905,132	\$264,328	\$254,322	\$216,600	\$169,882	19%
Wadena County Friendly Rider Transit	\$354,619	\$115,884	\$106,036	\$78,300	\$54,399	15%
Watonwan Take Me There	\$278,039	\$52,836	\$74,814	\$63,600	\$86,789	31%
Totals	\$26,830,569	\$6,498,491	\$7,332,750	\$6,197,492	\$6,801,836	25%

Greater Minnesota Transit Systems – 2010 Capital Expenditures

Capital expenditures are categorized according to National Transit Database (NTD) categories. Figures presented are unaudited.

III. Greater Minnesota Transit Systems –Total

Transit System	Total Expenditure	Federal Share	State Share	Local Share
Urbanized	\$16,641,368	\$14,929,231	\$1,378	\$1,703,806
Small Urban	\$64,857	\$51,886	--	\$12,971
Rural	\$2,132,038	\$2,055,718	--	\$76,320
Total	\$18,838,263	\$17,036,835	\$1,378	\$1,793,097

III.a Urbanized Systems*

Transit System	Asset Category	Total Expenditure	Federal Share	State Share	Local Share
Duluth Transit Authority	Passenger Stations & Facilities	\$468,127	\$430,663	--	\$37,464
	Support Facilities and Garages	\$436,955	\$347,644	--	\$89,311
	Vehicles	\$3,788,262	\$3,222,088	--	\$566,174
	Technology Maintenance and Improvements	\$146,123	\$122,326	--	\$23,797
St. Cloud MetroBus	Passenger Stations & Facilities	\$35,176	\$28,141	--	--
	Support Facilities and Garages	\$170,920	\$170,920	--	--
	Vehicles	\$2,768,346	\$2,715,186	--	\$53,160
	Technology Maintenance and Improvements	\$109,013	\$55,016	--	\$53,997
	Other	\$52,068	\$40,277	\$1,378	\$10,413
Moorhead, City of (MAT)	Support Facilities and Garages	\$9,534	\$7,627	--	\$1,907
	Vehicles	\$415,895	\$415,895	--	--
	Technology Maintenance and Improvements	\$192,110	\$188,831	--	\$3,279
	Other	\$24,867	\$24,867	--	--
Rochester Public Transit – RR	Passenger Stations & Facilities	\$1,799,957	\$1,672,675	--	\$120,330
	Support Facilities and Garages	\$4,766,565	\$4,150,918	--	\$615,646
	Vehicles	\$1,457,450	\$1,336,157	--	\$121,293
Total		\$16,641,368	\$14,929,231	\$1,378	\$1,703,806

*St. Cloud MetroBus information is in Calendar Year (January 1, 2010-December 31, 2010). All other urbanized systems are in Federal Fiscal Year (October 1, 2009 – September 30, 2010).

III.b Small Urban Systems

Transit System	Asset Category	Total Expenditure	Federal Share	State Share	Local Share
Northfield Transit	Vehicles	\$64,857	\$51,886	--	\$12,971
Total		\$64,857	\$51,886	--	\$12,971

III.c Rural Systems

Transit System	Asset Category	Total Expenditure	Federal Share	State Share	Local Share
SEMCAC Transportation	Vehicles	\$66,159	\$52,927	--	\$13,232
Tri-Valley Heartland Express Bus	Vehicles	\$64,280	\$51,424	--	\$12,856
	Vehicles	\$58,774	\$47,019	--	\$11,755
Chisago-Isanti Heartland Express	Technology Maintenance and Improvements	\$ 5,294	\$ 4,235	--	\$ 1,059
Community Transit of Western Community Action	Vehicles	\$64,599	\$51,679	--	\$12,920
Hubbard County Heartland Express	Technology Maintenance and Improvements	\$34,682	\$27,745	--	\$ 6,936
	Vehicles	\$86,865	\$69,492	--	\$17,373
Transit Alternatives	Technology Maintenance and Improvements	\$ 1,967	\$ 1,574	--	\$ 393
Trailblazer Transit	Support Facilities and Garage	\$1,750,436	\$1,750,436	--	
Total		\$2,132,038	\$2,055,718	--	\$76,320

Greater Minnesota Transit Systems – 2011 Operating Budget

Figures represent contracted amounts and are categorized according to their state statutory categories - urbanized, elderly and disabled, small urban and rural systems.

II. Greater Minnesota Transit Systems –Total

	Total Budget	Federal Share (5307/5311)	State Share	MVST	Local Share	% Local Share
Urbanized	\$20,534,000	\$3,038,000	\$4,552,328	\$8,836,872	\$4,106,800	20%
Elderly and Disabled (ADA Complementary Paratransit)	\$3,400,000	\$0	\$982,600	\$1,907,400	\$510,000	15%
Small Urban	\$4,154,000	\$1,201,450	\$768,366	\$1,353,384	\$830,800	20%
Rural	\$25,089,000	\$7,480,450	\$4,963,762	\$8,815,938	\$3,828,850	15%
Total	\$53,177,000	\$11,719,900	\$11,267,056	\$20,913,594	\$9,276,450	17.5%

II.a Urbanized Systems

	Total Budget	Federal Share (5307)	State Share	MVST	Local Share	% Local Share*
Duluth Transit Authority - RR	\$9,930,000	\$868,000	\$2,405,840	\$4,670,160	1,986,000	20%
East Grand Forks, City of – RR	\$217,000	\$70,000	\$35,224	\$68,376	\$43,400	20%
La Crescent Apple Express	\$177,000	\$44,000	\$33,184	\$64,416	\$35,400	20%
Moorhead, City of (MAT)	\$1,410,000	\$281,000	\$287,980	\$559,020	\$282,000	20%
Rochester Public Transit - RR	\$3,600,000	\$884,000	\$678,640	\$1,317,360	\$720,000	20%
St. Cloud Metropolitan Transit Commission RR	\$5,200,000	\$891,000	\$1,111,460	\$2,157,540	\$1,040,000	20%
Total	\$20,534,000	\$3,038,000	\$4,552,328	\$8,836,872	\$4,106,800	20%

II.b Elderly and Disabled Systems (ADA Complementary Paratransit)

	Total Budget	Federal Share	State Share	MVST	Local Share	% Local Share*
Duluth Transit Authority - STRIDE	\$560,000	\$0	\$161,840	\$314,160	\$84,000	15%
East Grand Forks, City of - DAR	\$50,000	\$0	\$14,450	\$28,050	\$7,500	15%
Moorhead, City of - Paratransit	\$250,000	\$0	\$72,250	\$140,250	\$37,500	15%
Rochester, City of - DAR	\$640,000	\$0	\$184,960	\$359,040	\$96,000	15%
St. Cloud Metropolitan Transit Commission - DAR	\$1,900,000	\$0	\$549,100	\$1,065,900	\$285,000	15%
Total	\$3,400,000	\$0	\$982,600	\$1,907,400	\$510,000	15%

*Statutory local share which appears in contracts.

Greater Minnesota Transit Systems – 2011 Operating Budget Continued

II.c Small Urban Systems

	Total Budget	Federal Share (5311)	State Share	MVST	Local Share	% Local Share*
Albert Lea Transit	\$250,000	\$60,550	\$47,413	\$92,037	\$50,000	20%
Benson Heartland Express	\$166,000	\$45,500	\$29,682	\$57,618	\$33,200	20%
Faribault Flyer	\$165,000	\$48,300	\$28,458	\$55,242	\$33,000	20%
Granite Falls Heartland Express	\$98,000	\$25,550	\$17,969	\$34,881	\$19,600	20%
Hibbing Area Transit	\$250,000	\$74,200	\$42,772	\$83,028	\$50,000	20%
Le Sueur Heartland Express	\$218,000	\$64,050	\$37,519	\$72,831	\$43,600	20%
Mankato Transit System	\$1,331,000	\$460,500	\$252,433	\$351,867	\$266,200	20%
Montevideo Heartland Express	\$125,000	\$26,950	\$24,837	\$48,213	\$25,000	20%
Morris Transit	\$393,000	\$110,950	\$69,173	\$134,277	\$78,600	20%
Northfield Transit	\$341,000	\$102,900	\$57,766	\$112,134	\$68,200	20%
St. Peter Transit	\$265,000	\$69,300	\$48,518	\$94,182	\$53,000	20%
Stewartville Heartland Express	\$70,000	\$18,200	\$12,852	\$24,948	\$14,000	20%
Winona Transit Service	\$482,000	\$94,500	\$98,974	\$192,126	\$96,400	20%
Total	\$4,154,000	\$1,201,450	\$768,366	\$1,353,384	\$830,800	20%

II.d Rural Systems

	Total Budget	Federal Share (5311)	State Share	MVST	Local Share	% Local Share*
Arrowhead Transit	\$4,935,000	\$1,882,000	\$978,299	\$1,334,451	\$740,250	15%
Austin-Mower County Area Transit	\$536,000	\$122,150	\$113,373	\$220,077	\$80,400	15%
Becker County Transit	\$336,000	\$96,600	\$64,260	\$124,740	\$50,400	15%
Brainerd and Crow Wing Public Transit	\$783,000	\$225,400	\$149,651	\$290,499	\$117,450	15%
Brown County Heartland Express	\$593,000	\$172,550	\$112,710	\$218,790	\$88,950	15%
Chisago-Isanti County Heartland Express	\$926,000	\$255,150	\$180,863	\$351,087	\$138,900	15%
Community Transit of Western Community Action	\$1,300,000	\$380,000	\$285,260	\$439,740	\$195,000	15%
Cottonwood County Transit	\$124,000	\$33,950	\$24,293	\$47,157	\$18,600	15%
Dawson Heartland Express	\$72,000	\$19,950	\$14,025	\$27,225	\$10,800	15%
FAR North Public Transit	\$286,000	\$80,850	\$55,165	\$107,085	\$42,900	15%
Faribault County Prairie Express	\$168,000	\$49,000	\$31,892	\$61,908	\$25,200	15%
Fosston Transit	\$81,000	\$23,450	\$15,436	\$29,964	\$12,150	15%
Hubbard County Heartland Express	\$300,000	\$74,200	\$61,472	\$119,328	\$45,000	15%
Kandiyohi Area Transit	\$1,100,000	\$470,000	\$206,040	\$258,960	\$165,000	15%
Lincoln County Heartland Express	\$180,000	\$49,000	\$35,360	\$68,640	\$27,000	15%
Mahnomen County Heartland Express	\$175,000	\$53,900	\$32,249	\$62,601	\$26,250	15%

*Statutory local share which appears in contracts.

Greater Minnesota Transit Systems – 2011 Operating Budget Continued

II.d Rural Systems - Continued

	Total Budget	Federal Share (5311)	State Share	MVST	Local Share	% Local Share*
Martin County Express	\$538,000	\$144,200	\$106,454	\$206,646	\$80,700	15%
Meeker County Public Transit	\$480,000	\$90,650	\$107,899	\$209,451	\$72,000	15%
Murray County Heartland Express	\$91,000	\$24,500	\$17,969	\$34,881	\$13,650	15%
Paul Bunyan Transit	\$848,000	\$222,950	\$169,269	\$328,581	\$127,200	15%
Pine River Ride With Us Bus	\$77,000	\$24,850	\$13,804	\$26,796	\$11,550	15%
Pipestone County Transit	340,000	\$91,000	\$67,320	\$130,680	\$51,000	15%
Prairie Five Rides	\$678,000	\$169,050	\$138,465	\$268,785	\$101,700	15%
Prairieland Transit	\$305,000	\$78,750	\$61,370	\$119,130	\$45,750	15%
Rainbow Rider Transit	\$1,371,000	\$257,600	\$308,635	\$599,115	\$205,650	15%
Red Lake Transit	\$180,000	\$87,500	\$0	\$0	\$92,500	51%
Renville County Heartland Express	\$330,000	\$54,250	\$76,925	\$149,325	\$49,500	15%
RiverRider Public Transit System	\$870,000	\$238,000	\$170,510	\$330,990	\$130,500	15%
Rock County Heartland Express	\$315,000	\$81,550	\$63,308	\$122,892	\$47,250	15%
SEMCAC Transportation	\$231,000	\$61,600	\$45,815	\$88,935	\$34,650	15%
Steele County Area Transit	\$410,000	\$109,900	\$81,124	\$157,476	\$61,500	15%
Three Rivers Hiawathaland Transit	\$953,000	\$264,950	\$185,334	\$359,766	\$142,950	15%
Timber Trails Public Transit	\$509,000	\$149,450	\$96,288	\$186,912	\$76,350	15%
Trailblazer Transit	\$1,200,000	\$310,450	\$241,247	\$468,303	\$180,000	15%
Transit Alternatives	\$940,000	\$278,250	\$177,055	\$343,695	\$141,000	15%
Tri-CAP Transit Connection	\$985,000	\$290,500	\$185,895	\$360,855	\$147,750	15%
Tri-Valley Heartland Express Bus	\$941,000	\$292,600	\$172,465	\$334,785	\$141,150	15%
Wadena County Friendly Rider Transit	\$368,000	\$110,600	\$68,748	\$133,452	\$55,200	15%
Watonwan Take Me There	\$234,000	59,150	\$47,515	\$92,235	\$35,100	15%
Total	\$25,089,000	\$7,480,450	\$4,963,762	\$8,815,938	\$3,828,850	15%

*Statutory local share which appears in contracts.

Metropolitan Area Transit Systems – 2010 Operating Expenditures

IV. Metro Area Transit Systems – Total

	Total Expenditures	Federal Share	State Share	Local Share
Metropolitan Council Transit Systems	\$336,078,335	\$21,056,534	\$188,895,010	\$126,126,791
Suburban Transit Providers	\$33,027,018	--	\$22,087,586	\$10,939,432
Other Services/Providers	\$7,397,662	\$259,647	\$1,547,645	\$5,541,546
Total	\$376,503,015	\$21,316,181	\$212,530,241	\$142,607,769

IV.a Metropolitan Council Transit Systems

	Total Expenditures	Federal Share	State Share	Local Share
Metro Transit – Regular Route Bus	\$236,841,961	\$11,943,446	\$136,720,025	\$88,178,490
Metro Transit – Light Rail Transit	\$25,736,121	\$1,311	\$7,295,352	\$18,439,458
Metro Transit – Commuter Rail*	\$15,591,217	--	\$5,869,002	\$9,722,215
Metro Mobility	\$36,600,142	\$4,250,000	\$26,922,920	\$5,427,222
Metropolitan Council Contracted Services – Regular Route Bus	\$12,513,375	\$3,990,086	\$6,852,886	\$1,670,403
Metropolitan Council Contracted Services – Transit Link	\$7,419,325	\$493,074	\$4,895,400	\$2,030,851
Metropolitan Council Contracted Services – Vanpool	\$1,376,194	\$378,617	\$339,425	\$658,152
Total	\$336,078,335	\$21,056,534	\$188,895,010	\$126,126,791

* The state share for Northstar Commuter Rail is comprised of 16.1% MnDOT Greater Minnesota funding.

IV.b Suburban Transit Providers

	Total Expenditures	Federal Share	State Share	Local Share
Laker Lines	\$707,647	--	\$495,232	\$212,415
Maple Grove Transit	\$3,714,999	--	\$1,569,474	\$2,145,525
Minnesota Valley Transit Authority	\$16,359,426	--	\$11,643,544	\$4,715,882
Plymouth Metrolink	\$3,649,014	--	\$2,637,674	\$1,011,340
Shakopee Transit	\$1,112,472	--	\$693,236	\$419,236
SouthWest Transit	\$7,483,460	--	\$5,048,426	\$2,435,034
Total	\$33,027,018	--	\$22,087,586	\$10,939,432

IV.c Other Services/Providers**

	Total Expenditures	Federal Share	State Share	Local Share
DARTS**	\$1,274,790	\$41,762	\$1,072,898	\$160,130
Hastings TRAC**	\$146,132	--	\$83,612	\$62,520
Hopkins Hop-A-Ride**	\$19,314	--	\$16,920	\$2,394
H.S.I. Transporter**	\$319,349	--	\$226,287	\$93,062
Lake Area Bus**	\$99,364	--	\$70,000	\$29,364
Northeast Suburban Transit**	\$69,421	--	\$44,250	\$25,171
Park People Mover	\$6,161	--	\$2,512	\$3,649
PRISM Express**	\$74,201	--	\$31,166	\$43,035
Ramsey Star Express	\$373,781	\$189,366	--	\$184,415
Rush Line	\$120,877	\$28,519	--	\$43,534
University of Minnesota Transit	\$4,894,272	--	--	\$4,894,272
Total	\$7,397,662	\$259,647	\$1,547,645	\$5,541,546

** In 2010, the Metropolitan Council restructured service delivery for dial-a-ride services. During the first half of the year, the Council discontinued subsidies to community-based dial-a-ride programs and consolidated these services under a new region-wide contracted service called Transit Link. Some community-based programs operated for a few months in 2010. Thus, 2010 operating expenditures depict a few programs with small funding amount while the total budget for Metropolitan Council Contracted Services increased. In addition, portions of the service provided by the entities in Table IV.c were performed under contract to Metro Mobility in 2009. Estimated costs for these services are now reported as Metro Mobility costs in 2010.

Metropolitan Area Transit Systems – 2010 Capital Expenditures

Capital expenditures are categorized according to National Transit Database (NTD) categories.

V. Metro Area Transit Systems – Total

Transit System	Asset Category	Total Expenditure	Federal Share	State Share	Local Share
Metro Transit - Regular Route Bus	Guideway	\$2,883,726	\$912,910	\$2,225,284	(\$254,468)
	Passenger Stations & Facilities	\$13,608,320	\$8,742,321	\$2,559,158	\$2,306,841
	Support Facilities and Garages	\$6,795,427	\$3,631,195	\$0	\$3,164,232
	Vehicles	\$58,647,752	\$57,079,544	\$0	\$1,568,208
	Technology Maintenance and Improvements	\$2,093,181	\$1,250,136	\$13,811	\$829,234
	Other	\$1,450,244	\$754,230	\$118,688	\$577,325
	TOTAL	\$85,478,651	\$72,370,337	\$4,916,941	\$8,191,373
Metro Transit - Light Rail	Guideway	\$82,688,062	\$17,716,476	\$13,988,708	\$50,982,879
	Passenger Stations & Facilities	\$1,782,556	\$1,010,560	\$0	\$771,996
	Support Facilities and Garages	\$4,034,364	\$3,017,665	\$0	\$1,016,699
	Vehicles	\$1,149,438	\$882,030	\$0	\$267,408
	Technology Maintenance and Improvements	\$313,794	\$247,720	\$0	\$66,074
	Other	\$3,473,952	\$363,705	\$0	\$3,110,247
	TOTAL	\$93,442,165	\$23,238,156	\$13,988,708	\$56,215,302
Metro Transit - Commuter Rail	Guideway	\$5,158,242	\$2,851,219	\$0	\$2,307,023
	TOTAL	\$5,158,242	\$2,851,219	\$0	\$2,307,023
MC - Contracted Services - Regular Route Bus	Vehicles	\$2,466,624	\$1,246,726	\$0	\$1,219,898
	Technology Maintenance and Improvements	\$4,559,703	\$2,199,790	\$0	\$2,359,913
	Other	\$1,447	\$1,447	\$0	\$0
	TOTAL	\$7,027,774	\$3,447,963	\$0	\$3,579,811
MC - Contracted Services - Transit Link	Vehicles	\$1,370,974	\$1,204,305	\$0	\$166,669
	TOTAL	\$1,370,974	\$1,204,305	\$0	\$166,669
MC - ADA Services - Metro Mobility	Vehicles	\$1,597,210	\$13,891	\$0	\$1,583,319
	Other	\$256,022	\$0	\$0	\$256,022
	TOTAL	\$1,853,232	\$13,891	\$0	\$1,839,341
Suburban Transit Providers	Guideway	\$865,161	\$0	\$865,161	\$0
	Passenger Stations & Facilities	\$5,921,060	\$850,819	\$1,878,618	\$3,191,623
	Support Facilities and Garages	\$1,106,436	\$0	\$0	\$1,106,436
	Vehicles	\$520,475	\$0	\$0	\$520,475

Suburban Transit Providers (Cont'd)	Technology Maintenance and Improvements	\$150,000	\$0	\$0	\$150,000
	Other	\$126,532	\$0	\$0	\$126,532
	TOTAL	\$8,689,664	\$850,819	\$2,743,779	\$5,095,066
Other Services/ Providers	Vehicles	\$406,103	\$406,103	\$0	\$0
	TOTAL	\$406,103	\$406,103	\$0	\$0
GRAND TOTAL		\$202,055,831	\$103,178,488	\$21,649,428	\$77,227,916

Metropolitan Area Transit Systems – 2011 Operating Budget

VI. Metro Area Transit Systems –Total

	Total Budget	Federal Share	State Share	Local Share
Metropolitan Council Transit Systems	\$371,636,234	\$29,697,970	\$222,299,174	\$119,639,090
Suburban Transit Providers	\$35,541,575	\$60,000	\$21,015,572	\$14,466,003
Other Services/Providers	\$6,392,997	\$149,850	\$0	\$6,243,147
Total	\$413,570,806	\$29,907,820	\$243,314,746	\$140,348,240

VI.a Metropolitan Council Transit Systems

	Total Budget	Federal Share	State Share	Local Share
Metro Transit – Regular Route Bus	\$265,818,419	\$21,206,900	\$165,451,993	\$79,159,526
Metro Transit – Light Rail Transit	\$26,665,897	\$86,070	\$6,652,728	\$19,927,099
Metro Transit – Commuter Rail*	\$17,029,577	\$0	\$6,984,385	\$10,045,192
Metro Mobility	\$40,985,531	\$4,250,000	\$31,835,876	\$4,899,655
Metropolitan Council Contracted Services – Regular Route Bus	\$14,077,773	\$2,655,000	\$7,203,719	\$4,219,054
Metropolitan Council Contracted Services – Transit Link	\$5,641,110	\$1,000,000	\$3,879,085	\$762,025
Metropolitan Council Contracted Services – Vanpool	\$1,417,927	\$500,000	\$291,388	\$626,539
Total	\$371,636,234	\$29,697,970	\$222,299,174	\$119,639,090

* The state share for Northstar Commuter Rail is comprised of 16.1% MnDOT Greater Minnesota funding.

VI.b Suburban Transit Providers

	Total Budget	Federal Share	State Share	Local Share
Laker Lines	\$1,011,048	\$60,000	\$546,381	\$404,667
Maple Grove Transit	\$4,246,981	\$0	\$1,973,974	\$2,273,007
Minnesota Valley Transit Authority	\$16,959,971	\$0	\$10,145,279	\$6,814,692
Plymouth Metrolink	\$4,103,264	\$0	\$2,925,021	\$1,178,243
Shakopee Transit	\$1,191,270	\$0	\$764,835	\$426,435
SouthWest Transit	\$8,029,041	\$0	\$4,660,082	\$3,368,959
Total	\$35,541,575	\$60,000	\$21,015,572	\$14,466,003

VI.c Other Services/Providers

	Total Budget	Federal Share	State Share	Local Share
Ramsey Star Express	\$517,000	\$0	\$0	\$517,000
Rush Line	\$409,625	\$149,850	\$0	\$259,775
University of Minnesota Transit	\$5,466,372	\$0	\$0	\$5,466,372
Total	\$6,392,997	\$149,850	\$0	\$6,243,147

Intercity Bus – 2010 Expenditures*

VII. Jefferson Bus Lines

	Total Costs	Federal Share	Private Funds
Marketing	\$197,932	\$158,346	\$39,586
Capital	\$481,693	\$385,616	\$96,077
Operating**	\$2,772,677	\$548,738	\$2,223,939
Total	\$3,452,302	\$1,092,700	\$2,359,602

*Unaudited **Includes farebox revenue and Jefferson funds

Intercity Bus – 2011 Budget

VIII. Intercity Bus – Total

	Total Costs	Federal Share	Private Funds
Jefferson Bus Lines	\$3,599,693	\$1,747,738	\$1,851,955
Land to Air Express	\$193,268	\$85,863	\$107,405
Total	\$3,792,961	\$1,833,601	\$1,959,360

VIII.a Jefferson Bus Lines

	Total Costs	Federal Share	Private Funds
Marketing	\$595,582	\$476,465	\$119,117
Capital	\$742,813	\$594,250	\$148,563
Operating**	\$2,261,298	\$677,023	\$1,584,275
Total	\$3,599,693	\$1,747,738	\$1,851,955

**Includes farebox revenue and Jefferson funds

VIII.b Land to Air Express

	Total Costs	Federal Share	Private Funds
Marketing	\$31,500	\$25,200	\$6,300
Operating**	\$161,768	\$60,663	\$101,105
Total	\$193,268	\$85,863	\$107,405

**Includes farebox revenue and Jefferson funds

2010 Recipients: Job Access Reverse Commute and New Freedom Programs

IX. Job Access Reverse Commute Recipients

Metro Area	System and Project	Total Federal Award*	Contact
	Rise, Inc.: "Rides for Work"	\$96,153	Lynn Noren, (763) 786-8334 lnoren@rise.org
	Prior Lake: BlueXpress – Bus Purchase	\$376,000	Jane Kansier, (952) 447-9812 jkansier@cityofpriorlake.com
	Emerge Community: Jobs Transportation Program	\$808,162	Dawn Williams, (612) 529-9267 williamsd@emerge-mn.org
	Metro Transit: Route 14	\$477,539	Cyndi Harper (612) 349-7723 Cyndi.haper@metc.state.mn.us
	Metropolitan Council: JARC Routes	\$1,087,390	John Harper, (651) 602-1744 john.harper@metc.state.mn.us
	Metropolitan Council: Program Administration	\$16,250	Sean Pfeiffer, (612) 602-1887 sean.pfeiffer@metc.state.mn.us
	Anoka County: Job Training Program	\$80,000	Jerry Vitzthum/Sandy Froiland (763) 783-4801

Greater Minnesota			
	Arrowhead Transit: Rural Rides	\$249,380	Jack Larson, (218) 741-0724 jl Larson@aeoa.org
	Tri-Valley Bus: Rural Bus Routes	\$80,000	Cindy Pic, (218) 281-0700 cpic@tvoc.org
	Duluth Transit Authority: Air Park Route	\$187,000	Dennis E. Jensen, (218) 722-4426 djensen@duluthtransit.com
	St. Cloud Metro Bus: Sunday Service and Route 75	\$189,000	Dave Tripp, (320) 529-4482 dtripp@stcloudmtc.com
	City of Moorhead: Summer Service Expansion	\$24,000	Lori Van Beek, (701) 476-6686 lvaneek@matbus.com
	Kandiyohi Area Transit: Willmar Industrial Park Bus Route	\$20,000	Tiffany Collins, (320) 214-7433 tcollins@katbus.org
	Trailblazer Transit: Rural Work Routes	\$38,000	Gary Ludwig, (507) 237-3500 gludwig@trailblazertransit.com
	Vine Faith in Action: People to Jobs	\$39,000	Pam Determan, (507) 387-1666 pamdeterman@vinevolunteers.com
	Met Council: VanGo for Out State Counties	\$124,488	Randy Rosvold, (651) 602-1710 randy.rosvold@metc.state.mn.us

*Award may be spent over multiple federal fiscal years.

X. New Freedom Recipients

Metro Area	System and Project	Total Federal Award*	Contact
	City of St. Paul: Accessible Pedestrian Signals	\$260,000	Sonja Piper (651) 266-6256 sonja.piper@ci.stpaul.mn.us
	Met Council: Program Administration	\$16,250	Sean Pfeiffer (651) 602-1887 sean.pfeiffer@metc.state.mn.us
	Human Services Inc.: North County Expansion	\$75,111	Steven Hunt (651) 275-4300 steve.hunt@hscare.org
	Scott and Carver Counties: Dial-A-Ride Merger	\$15,077	Alan Herrman (952) 496-8277 aherrman@co.scott.mn.us
Greater Minnesota			
	PossAbilities of Southern MN: Travel Training	\$81,400	John Flanders (507) 281-6116 posm@possabilities.org
	Tri-Valley Bus: Travel Training	\$98,000	Cindy Pic, (218) 281-0700 cpic@tvoc.org
	Vine Faith in Action: Mobility Management/Ride Coordination	\$96,000	Pam Determan, (507) 387-1666 pamdeterman@vinevolunteers.com
	St. Cloud Metro Bus: Travel Training	\$85,433	Dave Tripp, (320) 529-4482 dtripp@stcloudmtc.com
	City of Moorhead: Mobility Management Project	\$20,000	Lori Van Beek, (701) 476-6686 lvaneek@matbus.com
	Tri-CAP Transit Connection: Mobility Management/Ride Coordination	\$158,000	Linda Elfstrand, (320) 257-4445 linda.elfstrand@tricap.org

*Award may be spent over multiple federal fiscal years.

This page intentionally left blank.

Operating Statistics

Minnesota Public Transit Systems – 2010 Ridership and Revenue Hours Summary

	Total Riders	Total Revenue Hours
Greater Minnesota	11,115,340	1,068,102
Urbanized	7,142,360	322,072
Elderly and Disabled	222,528	85,850
Small Urban	997,611	95,876
Rural	2,752,841	564,304
 Twin Cities Metropolitan Area	 90,972,943	 3,412,501
Metro Transit – Regular Route Bus	66,040,533	1,921,898
Metro Transit - Light Rail Transit	10,455,860	140,005
Metro Transit - Commuter Rail	710,426	16,341
Metro Mobility	1,410,369	688,039
Metropolitan Council Contracted Services – Regular Route Bus	2,915,286	184,666
Metropolitan Council Contracted Services – Transit Link	286,294	118,949
Metropolitan Council Contracted Services – Vanpool	182,457	26,826
Suburban Transit Providers	4,772,240	230,944
Other Services/Providers	4,199,478	84,833

Greater Minnesota Transit Ridership

	Ridership 2009	Ridership 2010	% Change	2010 % of GM Ridership
Elderly and Disabled (ADA Complementary Paratransit)				
Duluth Transit Authority STRIDE	25,198	25,590	2%	0.2%
East Grand Forks Transit Dial-A-Ride	4,518	4,538	0%	0.0%
Moorhead Metropolitan Area Transit Paratransit	18,506	19,174	4%	0.2%
Rochester Dial-A-Ride	39,868	40,717	2%	0.4%
St. Cloud Metro Bus Dial-A-Ride	133,211	132,509	-1%	1.2%
Total - Elderly and Disabled	221,301	222,528	1%	2.0%
Rural				
Arrowhead Transit	536,876	623,811	16%	5.6%
Austin-Mower County Area Transit	70,226	78,748	12%	0.7%
Becker County Transit	41,043	33,674	-18%	0.3%
Brainerd & Crow Wing Public Transit	82,214	83,160	1%	0.7%
Brown County Heartland Express	64,320	64,098	0%	0.6%
Chisago-Isanti County Heartland Express	64,684	62,576	-3%	0.6%
Clay County Transit	12,226	--	--	--
Community Transit of Western Community Action	131,996	128,708	-2%	1.2%
Cottonwood County Transit	18,883	19,163	1%	0.2%
Dawson Heartland Express	21,090	24,824	18%	0.2%
FAR North Public Transit	26,813	26,294	-2%	0.2%
Faribault County Prairie Express	10,984	10,735	-2%	0.1%
Fosston Transit	14,834	17,294	17%	0.2%
Grant County Alpha Transit	14,779	14,002	-5%	0.1%
Hubbard County Heartland Express	26,232	25,062	-4%	0.2%
Kandiyohi Area Transit	117,784	109,482	-7%	1.0%
Lincoln County Heartland Express	12,162	11,846	-3%	0.1%
Mahnomen County Heartland Express	11,322	10,624	-6%	0.1%
Martin County Express	66,578	62,400	-6%	0.6%
Meeker County Public Transit	62,936	60,772	-3%	0.5%
Murray County Heartland Express	8,917	9,292	4%	0.1%
Paul Bunyan Transit	99,547	96,270	-3%	0.9%
Pine River Ride With Us Bus	6,685	7,191	8%	0.1%
Pipestone County Transit	39,620	36,037	-9%	0.3%
Prairie Five Rides	80,207	78,281	-2%	0.7%
Prairieland Transit	39,347	39,558	1%	0.4%
Rainbow Rider Transit	137,260	143,746	5%	1.3%
Red Lake Transit	9,614	9,542	-1%	0.1%
Renville County Heartland Express	38,062	48,339	27%	0.4%
RiverRider Public Transit System	73,055	74,235	2%	0.7%
Rock County Heartland Express	28,506	24,289	-15%	0.2%
SEMCAAC Transportation	38,961	42,551	9%	0.4%
Steele County Area Transit	48,583	45,717	-6%	0.4%
Three Rivers Hiawathaland Transit	109,484	125,212	14%	1.1%
Timber Trails Public Transit (previously Mille Lacs)	23,305	27,295	17%	0.2%
Trailblazer Transit	131,611	140,261	7%	1.3%
Transit Alternatives	123,316	125,112	1%	1.1%
Tri-CAP Transit Connection	78,781	79,763	1%	0.7%
Tri-Valley Heartland Express Bus	68,754	69,626	1%	0.6%

Greater Minnesota Transit Ridership Continued

	Ridership 2009	Ridership 2010	% Change	2010 % of GM Ridership
Wadena County Friendly Rider Transit	38,396	44,024	15%	0.4%
Watsonwan Take Me There	18,715	19,227	3%	0.2%
Total - Rural	2,648,708	2,752,841	4%	24.8%
Small Urban				
Albert Lea Transit	43,180	41,185	-5%	0.4%
Benson Heartland Express	48,207	44,510	-8%	0.4%
Faribault Flyer	18,482	16,695	-10%	0.2%
Granite Falls Heartland Express	21,800	22,684	4%	0.2%
Hibbing Area Transit	49,266	53,947	10%	0.5%
Le Sueur Heartland Express	25,836	26,538	3%	0.2%
Mankato – Greater Mankato Transit System	367,282	354,445	-3%	3.2%
Montevideo Heartland Express	23,548	25,492	8%	0.2%
Morris Transit	59,197	58,866	-1%	0.5%
Northfield Transit	35,849	35,072	-2%	0.3%
St. Peter Transit	64,158	68,800	7%	0.6%
Stewartville Heartland Express	11,090	11,007	-1%	0.1%
Winona Transit Service	217,633	238,370	10%	2.1%
Total - Small Urban	985,528	997,611	1%	9.0%
Urbanized				
Duluth Transit Authority - Regular Route	3,062,925	3,023,352	-1%	27.2%
East Grand Forks Transit - Regular Route	23,603	24,973	6%	0.2%
La Crescent Apple Express	18,940	22,127	17%	0.2%
Moorhead Metropolitan Area Transit – Fixed Route	378,463	358,646	-5%	3.2%
Rochester Public Transit – Regular Route	1,584,502	1,520,526	-4%	13.7%
St. Cloud Metro Bus Fixed Route	2,132,863	2,192,736	3%	19.7%
Total - Urbanized	7,201,296	7,142,360	-1%	64.3%
Total All Groups	11,056,833	11,115,340	1%	100.0%

Greater Minnesota Transit Revenue Hours

	Hours 2009	Hours 2010	% Change	2010 % of GM Hours
Elderly and Disabled (ADA Complementary Paratransit)				
Duluth Transit Authority STRIDE	17,114	15,765	-7.9%	1.48%
East Grand Forks Transit Dial-A-Ride	4,764	4,817	1.1%	0.45%
Moorhead Metropolitan Area Transit Paratransit	7,635	9,356	22.5%	0.88%
Rochester Dial-A-Ride	12,393	12,385	-0.1%	1.16%
St. Cloud Metro Bus Dial-A-Ride	43,648	43,527	-0.3%	4.08%
Total - Elderly and Disabled	85,554	85,850	0.3%	8.04%
Rural				
Arrowhead Transit	76,746	93,403	21.7%	8.74%
Austin-Mower County Area Transit	15,677	15,907	1.5%	1.49%
Becker County Transit	5,616	6,862	22.2%	0.64%
Brainerd & Crow Wing Public Transit	16,908	17,091	1.1%	1.60%
Brown County Heartland Express	11,090	10,752	-3.1%	1.01%
Chisago-Isanti County Heartland Express	32,318	20,076	-37.9%	1.88%
Clay County Transit	3,638	--	--	--
Community Transit of Western Community Action	26,023	26,166	0.5%	2.45%
Cottonwood County Transit	3,205	3,090	-3.6%	0.29%
Dawson Heartland Express	2,153	2,157	0.2%	0.20%
FAR North Public Transit	7,187	9,101	26.6%	0.85%
Faribault County Prairie Express	4,310	4,478	3.9%	0.42%
Fosston Transit	2,449	2,288	-6.6%	0.21%
Grant County Alpha Transit	1,381	2,846	106.0%	0.27%
Hubbard County Heartland Express	4,742	5,229	10.3%	0.49%
Kandiyohi Area Transit	19,610	18,861	-3.8%	1.77%
Lincoln County Heartland Express	3,711	3,879	4.5%	0.36%
Mahnomen County Heartland Express	3,834	3,891	1.5%	0.36%
Martin County Express	15,763	15,288	-3.0%	1.43%
Meeker County Public Transit	12,606	13,568	7.6%	1.27%
Murray County Heartland Express	1,901	1,935	1.8%	0.18%
Paul Bunyan Transit	18,102	17,477	-3.5%	1.64%
Pine River Ride With Us Bus	1,880	1,834	-2.5%	0.17%
Pipestone County Transit	10,682	8,390	-21.5%	0.79%
Prairie Five Rides	14,587	15,526	6.4%	1.45%
Prairieland Transit	10,772	10,671	-0.9%	1.00%
Rainbow Rider Transit	44,387	45,963	3.6%	4.30%
Red Lake Transit	2,934	2,580	-12.1%	0.24%
Renville County Heartland Express	8,209	8,923	8.7%	0.84%
RiverRider Public Transit System	17,862	17,364	-2.8%	1.63%
Rock County Heartland Express	6,039	5,362	-11.2%	0.50%
SEMCAAC Transportation	9,867	8,974	-9.0%	0.84%
Steele County Area Transit	9,179	9,121	-0.6%	0.85%
Three Rivers Hiawathaland Transit	20,221	20,533	1.5%	1.92%
Timber Trails Public Transit (previously Mille Lacs)	11,019	9,375	-14.9%	0.88%
Trailblazer Transit	20,616	24,301	17.9%	2.28%
Transit Alternatives	14,333	25,631	78.8%	2.40%
Tri-CAP Transit Connection	19,181	20,192	5.3%	1.89%
Tri-Valley Heartland Express Bus	14,992	18,625	24.2%	1.74%

Greater Minnesota Transit Revenue Hours Continued

	Hours 2009	Hours 2010	% Change	2010 % of GM Hours
Wadena County Friendly Rider Transit	8,591	8,504	-1.0%	0.80%
Watonwan Take Me There	7,776	8,093	4.1%	0.76%
Total - Rural	542,092	564,304	4.1%	52.83%
Small Urban				
Albert Lea Transit	9,273	6,312	-31.9%	0.59%
Benson Heartland Express	4,909	4,974	1.3%	0.47%
Faribault Flyer	3,872	4,142	7.0%	0.39%
Granite Falls Heartland Express	3,242	3,243	0.0%	0.30%
Hibbing Area Transit	8,652	9,078	4.9%	0.85%
Le Sueur Heartland Express	3,787	3,942	4.1%	0.37%
Mankato – Greater Mankato Transit System	20,120	20,142	0.1%	1.89%
Montevideo Heartland Express	4,020	3,666	-8.8%	0.34%
Morris Transit	10,326	10,608	2.7%	0.99%
Northfield Transit	6,417	6,171	-3.8%	0.58%
St. Peter Transit	5,549	5,561	0.2%	0.52%
Stewartville Heartland Express	2,376	2,367	-0.4%	0.22%
Winona Transit Service	15,453	15,673	1.4%	1.47%
Total - Small Urban	97,995	95,876	-2.2%	8.98%
Urbanized				
Duluth Transit Authority - Regular Route	136,366	134,849	-1.1%	12.63%
East Grand Forks Transit - Regular Route	3,610	3,485	-3.5%	0.33%
La Crescent Apple Express	3,218	3,242	0.7%	0.30%
Moorhead Metropolitan Area Transit – Fixed Route	20,974	21,297	1.5%	1.99%
Rochester Public Transit – Regular Route	56,152	75,071	33.7%	7.03%
St. Cloud Metro Bus Fixed Route	79,465	84,128	5.9%	7.88%
Total - Urbanized	299,785	322,072	7.4%	30.15%
Total All Groups	1,025,426	1,068,102	4.2%	100.00%

Greater Minnesota Transit Indicators

	2010 Cost per Ride	2010 Cost per Hour	Passengers per Hour
Duluth Transit Authority STRIDE	\$24.92	\$40.45	1.6
East Grand Forks Transit Dial-A-Ride	\$9.94	\$9.36	0.9
Moorhead Metropolitan Area Transit Paratransit	\$18.06	\$37.01	2.0
Rochester Dial-A-Ride	\$15.29	\$50.26	3.3
St. Cloud Metro Bus Dial-A-Ride	\$21.31	\$64.88	3.0
Rural			
Arrowhead Transit	\$8.01	\$53.52	6.7
Austin-Mower County Area Transit	\$7.55	\$37.40	5.0
Becker County Transit	\$9.84	\$48.27	4.9
Brainerd & Crow Wing Public Transit	\$9.50	\$46.23	4.9
Brown County Heartland Express	\$9.15	\$54.52	6.0
Chisago-Isanti County Heartland Express	\$16.64	\$51.88	3.1
Community Transit of Western Community Action	\$12.09	\$59.48	4.9
Cottonwood County Transit	\$6.62	\$41.07	6.2
Dawson Heartland Express	\$2.34	\$26.88	11.5
FAR North Public Transit	\$10.88	\$31.44	2.9
Faribault County Prairie Express	\$16.56	\$39.69	2.4
Fosston Transit	\$3.63	\$27.42	7.6
Grant County Alpha Transit	\$11.31	\$55.66	4.9
Hubbard County Heartland Express	\$12.26	\$58.76	4.8
Kandiyohi Area Transit	\$9.05	\$52.53	5.8
Lincoln County Heartland Express	\$18.07	\$55.18	3.1
Mahnomen County Heartland Express	\$16.09	\$43.92	2.7
Martin County Express	\$8.74	\$35.69	4.1
Meeker County Public Transit	\$11.23	\$50.31	4.5
Murray County Heartland Express	\$11.96	\$57.44	4.8
Paul Bunyan Transit	\$8.72	\$48.03	5.5
Pine River Ride With Us Bus	\$10.38	\$40.72	3.9
Pipestone County Transit	\$10.03	\$43.07	4.3
Prairie Five Rides	\$9.83	\$49.54	5.0
Prairieland Transit	\$8.20	\$30.40	3.7
Rainbow Rider Transit	\$10.49	\$32.80	3.1
Red Lake Transit	\$19.02	\$70.36	3.7
Renville County Heartland Express	\$9.83	\$53.25	5.4
RiverRider Public Transit System	\$11.64	\$49.76	4.3
Rock County Heartland Express	\$13.25	\$60.03	4.5
SEMCAAC Transportation	\$5.90	\$27.97	4.7
Steele County Area Transit	\$10.20	\$51.10	5.0
Three Rivers Hiawathaland Transit	\$8.09	\$49.32	6.1
Timber Trails Public Transit (previously Mille Lacs)	\$19.49	\$56.76	2.9
Trailblazer Transit	\$11.35	\$65.54	5.8
Transit Alternatives	\$7.24	\$35.33	4.9
Tri-CAP Transit Connection	\$12.82	\$50.63	4.0
Tri-Valley Heartland Express Bus	\$13.00	\$48.60	3.7
Wadena County Friendly Rider Transit	\$8.06	\$41.70	5.2
Watonwan Take Me There	\$14.46	\$34.36	2.4

Greater Minnesota Transit Indicators Continued

	2010 Cost per Ride	2010 Cost per Hour	Passengers per Hour
Small Urban			
Albert Lea Transit	\$5.93	\$38.67	6.5
Benson Heartland Express	\$3.89	\$34.84	8.9
Faribault Flyer	\$9.68	\$39.02	4.0
Granite Falls Heartland Express	\$5.25	\$36.76	7.0
Hibbing Area Transit	\$4.93	\$29.30	5.9
Le Sueur Heartland Express	\$8.21	\$55.30	6.7
Mankato – Greater Mankato Transit System	\$4.00	\$70.40	17.6
Montevideo Heartland Express	\$5.34	\$37.15	7.0
Morris Transit	\$6.35	\$35.22	5.5
Northfield Transit	\$8.96	\$50.95	5.7
St. Peter Transit	\$4.06	\$50.27	12.4
Stewartville Heartland Express	\$6.35	\$29.52	4.7
Winona Transit Service	\$2.28	\$34.70	15.2
Urbanized			
Duluth Transit Authority - Regular Route	\$3.57	\$80.00	22.4
East Grand Forks Transit - Regular Route	\$9.37	\$67.13	7.2
La Crescent Apple Express	\$11.12	\$75.92	6.8
Moorhead Metropolitan Area Transit – Fixed Route	\$3.74	\$62.93	16.8
Rochester Public Transit – Regular Route	\$3.24	\$65.72	20.3
St. Cloud Metro Bus Fixed Route	\$2.44	\$63.69	26.1

Twin Cities Metro Area Transit Ridership

	Ridership 2009	Ridership 2010	% Change	2010 % of TC Ridership
Metropolitan Council Transit Systems				
Metro Transit - Regular Route Bus	65,677,288	66,040,533	0.6%	72.6%
Metro Transit - Light Rail Transit	9,863,042	10,455,860	6.0%	11.5%
Metro Transit - Commuter Rail	78,782	710,426	801.8%	0.8%
Metro Mobility	1,237,570	1,410,369	14.0%	1.6%
Metropolitan Council Contracted Services – Regular Route Bus	2,630,928	2,915,286	10.8%	3.2%
Metropolitan Council Contracted Services – Transit Link	55,287	286,294	417.8%	0.3%
Metropolitan Council Contracted Services – Vanpool	193,480	182,457	-5.7%	0.2%
Total - Metropolitan Council Transit Systems	79,736,377	82,001,225	2.8%	90.1%
Suburban Transit Providers				
Laker Lines	48,452	50,392	4.0%	0.1%
Maple Grove Transit	750,971	752,608	0.2%	0.8%
Minnesota Valley Transit Authority	2,404,580	2,386,117	-0.8%	2.6%
Plymouth Metrolink	446,505	464,142	4.0%	0.5%
Shakopee Transit	111,682	116,599	4.4%	0.1%
SouthWest Transit	1,009,068	1,002,382	-0.7%	1.1%
Total - Suburban Transit Providers	4,771,258	4,772,240	0.0%	5.2%
Other Services/Providers				
Anoka County	58,019	--	--	--
DARTS	159,356	55,965	-64.9%	0.1%
Hastings TRAC	31,525	10,432	-66.9%	0.0%
Hopkins Hop-A-Ride	6,898	827	-88.0%	0.0%
H.S.I. Transporter	58,537	14,673	-74.9%	0.0%
Lake Area Bus	20,254	4,985	-75.4%	0.0%
Northeast Suburban Transit	14,042	3,722	-73.5%	0.0%
Northstar Commuter Coach	130,490	--	--	--
Park People Mover	1,812	242	-86.6%	0.0%
PRISM Express	27,909	4,556	-83.7%	0.0%
Ramsey Star Express	65,486	55,487	-15.3%	0.1%
Rush Line	--	4,397	--	0.0%
Smart Link Transit	163,956	--	--	--
University of Minnesota Transit	3,873,151	4,044,192	4.4%	4.4%
Total - Other Services/Providers	4,611,435	4,199,478	-8.9%	4.6%
Total All Groups	89,119,070	90,972,943	2.1%	100%

Twin Cities Metro Area Transit Revenue Hours

	Hours 2009	Hours 2010	% Change	2010 % of TC Hours
Metropolitan Council Transit Systems				
Metro Transit – Regular Route Bus	1,943,930	1,921,898	-1.1%	56.3%
Metro Transit - Light Rail Transit	134,557	140,005	4.0%	4.1%
Metro Transit - Commuter Rail	1,474	16,341	1008.6%	0.5%
Metro Mobility	608,597	688,039	13.1%	20.2%
Metropolitan Council Contracted Services – Regular Route Bus	177,619	184,666	4.0%	5.4%
Metropolitan Council Contracted Services – Transit Link	33,441	118,949	255.7%	3.5%
Metropolitan Council Contracted Services – Vanpool	28,781	26,826	-6.8%	0.8%
Total - Metropolitan Council Transit Systems	2,928,399	3,096,724	5.7%	90.7%
Suburban Transit Providers				
Laker Lines	2,830	2,872	1.5%	0.1%
Maple Grove Transit	30,068	30,042	-0.1%	0.9%
Minnesota Valley Transit Authority	118,981	121,882	2.4%	3.6%
Plymouth Metrolink	38,533	34,050	-11.6%	1.0%
Shakopee Transit	7,764	8,289	6.8%	0.2%
SouthWest Transit	34,325	33,810	-1.5%	1.0%
Total - Suburban Transit Providers	232,500	230,944	-0.7%	6.8%
Other Services/Providers				
Anoka County Traveler	27,270	--	--	--
DARTS	73,505	25,609	-65.2%	0.8%
Hastings TRAC	7,561	2,486	-67.1%	0.1%
Hopkins Hop-A-Ride	2,504	392	-84.3%	0.0%
H.S.I. Transporter	23,025	5,559	-75.9%	0.2%
Lake Area Bus	7,238	1,682	-76.8%	0.0%
Northeast Suburban Transit	5,015	1,189	-76.3%	0.0%
Northstar Commuter Coach	3,107	--	--	--
Park People Mover	1,199	167	-86.1%	0.0%
PRISM Express	9,506	1,636	-82.8%	0.0%
Ramsey Star Express	1,346	1,349	0.2%	0.0%
Rush Line	--	446	--	0.0%
Smart Link Transit	38,825	--	--	--
University of Minnesota Transit	43,117	44,318	2.8%	1.3%
Total - Other Services/Providers	243,218	84,833	-65.1%	2.5%
Total All Groups	3,404,117	3,412,501	0.2%	100.00%

Twin Cities Metro Area Transit Indicators

	2010 Cost per Ride	2010 Cost per Hour	Passengers per Hour
Metropolitan Council Transit Systems			
Metro Transit – Regular Route Bus	\$ 3.59	\$ 123.23	34.4
Metro Transit - Light Rail Transit	\$ 2.46	\$ 183.82	74.7
Metro Transit - Commuter Rail	\$ 21.95	\$ 954.12	43.5
Metro Mobility	\$ 25.95	\$ 53.19	2.0
Metropolitan Council Contracted Services – Regular Route Bus	\$ 4.29	\$ 67.76	15.8
Metropolitan Council Contracted Services – Transit Link	\$ 25.92	\$ 62.37	2.4
Metropolitan Council Contracted Services – Vanpool	\$ 7.54	\$ 51.30	6.8
Suburban Transit Providers			
Laker Lines	\$ 14.04	\$ 246.40	17.5
Maple Grove Transit	\$ 4.94	\$ 123.66	25.1
Minnesota Valley Transit Authority	\$ 6.86	\$ 134.22	19.6
Plymouth Metrolink	\$ 7.86	\$ 107.17	13.6
Shakopee Transit	\$ 9.54	\$ 134.21	14.1
SouthWest Transit	\$ 7.47	\$ 221.34	29.6
Other Services/Providers			
DARTS	\$ 22.78	\$ 49.78	2.2
Hastings TRAC	\$ 14.01	\$ 58.78	4.2
Hopkins Hop-A-Ride	\$ 23.35	\$ 49.27	2.1
H.S.I. Transporter	\$ 21.76	\$ 57.45	2.6
Lake Area Bus	\$ 19.93	\$ 59.07	3.0
Northeast Suburban Transit	\$ 18.65	\$ 58.39	3.1
Park People Mover	\$ 25.46	\$ 36.89	1.4
PRISM Express	\$ 16.29	\$ 45.36	2.8
Ramsey Star Express	\$ 6.74	\$ 277.08	41.1
Rush Line	\$ 27.49	\$ 271.02	9.9
University of Minnesota Transit	\$ 1.21	\$ 110.44	91.3

Glossary

Glossary

This glossary contains technical terms that may appear in the 2011 Minnesota Transit Report. Many of these terms have multiple definitions; therefore, these terms are defined as they are used in the context of this report.

Accessible vehicle – A public transportation vehicle that does not restrict access, is usable and provides allocated space and/or priority seating for individuals who use wheelchairs.

Americans with Disabilities Act (ADA) – The passage of the Americans with Disabilities Act in July 1991 gave direction to local transit agencies to ensure full access to transportation for persons with disabilities.

American Recovery and Reinvestment Act (ARRA) – Federal legislation enacted in 2009 that provided additional capital funding for transit.

Base fare – The price charged to one adult for one transit ride-excludes transfer charges, zone charges, express service charges, peak period surcharges and reduced fares.

Bus Rodeo – An annual competition in which transit bus drivers demonstrate skills, such as emergency stops and maneuvers.

Capital cost – The cost of equipment and facilities required to support transportation systems: vehicles, radios, shelters, etc.

Carpool – See ridesharing.

Charter service – Transportation service offered to the public on an exclusive group basis. It is provided with a vehicle that is licensed to render charter service and engage at a specific price for the trip or a period of time, usually on a reservation or contractual basis.

Commercial Driver's License (CDL) – A special operating license for drivers of certain types of vehicles based on the weight and seating capacity.

Commuter service – Express transit service generally connecting residential areas and activity centers via a high speed, non-stop connection.

Coordination – A cooperative arrangement among transportation providers and/or purchasers, which is aimed at realizing increased benefits through the shared management and/or operation of one or more transportation-related function.

Cost effectiveness – The ratio of the cost of a transit system to the level of service provided. Various measures may be used to determine cost effectiveness, as an example, cost per passenger trip.

Dedicated funding source – A funding source, which by law, is available for use only to support a specific purpose and cannot be diverted to other uses; e.g., the federal gasoline tax can only be used for highway investments and, since 1983, for transit capital projects.

Demand response/ dial-a-ride service – A transportation service characterized by flexible routing and scheduling of relatively small vehicles to provide door-to-door or point-to-point transportation at the user's demand.

Fare – The payment for a ride on a passenger vehicle, whether cash, tokens, transfer or pass.

Fare box – A device that accepts coins, bills, tickets and tokens given by passengers as payment for rides.

Fare box recovery ratio – Total fare revenue divided by the total operating cost.

Federal Transit Administration (FTA) – An operating administration within the United States Department of Transportation that administers the federal programs providing financial assistance to public transit.

Fixed route – Transportation service operated over a set route or network of routes on a regular time schedule.

Flexible fixed route – See route deviation.

Funding classification – Greater Minnesota transit services are categorized according to the following classifications in Minnesota Statutes 174.22:

- **Rural** – A county or multi-county transit system serving a geographic area primarily with populations under 2,500 or a stand alone transit system within a city of less than 2,500 people.
- **Small Urban** – A stand alone transit system within a city of between 2,500 and 50,000 people.
- **Urbanized** – A transit system within a metropolitan area with populations greater than 50,000.
- **ADA complementary paratransit** – Described in Minnesota State Statutes as Elderly and Disabled. Demand Response service for persons with disabilities in geographic areas where fixed route services are provided.

Intercity bus service – Transportation between metropolitan areas and rural areas, traveling over long distances, via an over-the-road coach with luggage space.

Light rail transit (LRT) – A metropolitan electric railway system characterized by its ability to operate single cars or short trains along exclusive right-of-way at ground level, on aerial structures or in subways.

Marketing – A comprehensive process to induce greater usage of transportation services by determining the needs or demand of the community and potential customers, developing and implementing service on the basis of these needs, pricing the services, promoting the services and evaluating the services as implemented in relation to customer needs and marketing goals.

Motor vehicle sales tax (MVST) – A source of revenue for Minnesota public transit. The percentages of this revenue source designated for metropolitan area and Greater Minnesota transit are defined in Minnesota Statutes, Section 297B.09.

Operating expenditures – The recurring costs of providing transit service; e.g., wages, salaries, fuel, oil, taxes, maintenance, depreciation, insurance, marketing, etc.

Operating deficit – Total operating expenditures minus total operating revenue.

Operating revenue – The total revenue earned by a transit agency through its transit operations. It includes passenger fares, advertising and other revenue.

Total operating cost – The total of all operating costs incurred during the transit system calendar year, excluding expenses associated with capital grants.

Paratransit – A flexible form of public transportation service that is not provided over a fixed-route; it is a demand responsive service.

Park and ride facility – A common location; e.g., parking lot, for individuals to park their personal vehicle and board a high occupancy travel mode such as a commuter train or bus.

Pass – A means of transit payment, usually a pre-paid card that is displayed to a bus driver in lieu of cash for the fare.

Peak period – The hours when traffic or passenger demand is the greatest.

Public transportation – Transportation service that is available to any person upon payment of the fare either directly, subsidized by public policy, or through some contractual arrangement, and which cannot be reserved for the private or exclusive use of one individual or group. “Public” in this sense refers to the access to the service, not to the ownership of the system that provides the service.

Ridership – The total of all revenue passengers, transfer passengers on second/successive rides and free ride passengers.

Total passengers – See ridership.

Passenger trip – A measure for one person making a one-way trip from origin to destination. One round trip equals two passenger trips.

Ridesharing – A form of transportation, other than public transit, in which more than one person shares the use of a vehicle, such as a van or car, to make a trip. Variations include carpooling or vanpooling.

Revenue hours – The number of transit vehicle hours when passengers are being transported. Calculated by taking the total time when a vehicle is available to the general public and there is an expectation of carrying passengers. Excludes deadhead hours, but includes recovery/layover time.

Route deviation – Transportation service operating on a standard route along a public right-of-way, from which it may deviate from time to time, in response to a demand for its service or to take a passenger to a destination, after which it returns to its standard route.

Rural Transit Assistance Program (RTAP) – The section of the Federal Transit Act of 1991, as amended, that provides funds for training, technical assistance, research and other support services for rural transit providers.

SAFETEA-LU – The federal Safe, Accountable, Flexible, Efficient Transportation Equity Act: A Legacy for Users, which was signed into law in August 2005. SAFETEA-LU addresses transportation challenges such as improving safety, reducing traffic congestion, improving efficiency in freight movement, increasing intermodal connectivity and protecting the environment.

Section 5303 (Metropolitan Planning Program) – The section of the Federal Transit Act of 1991, as amended, that provides financial assistance to metropolitan planning organizations that are responsible for conducting planning activities and technical assistance for public transit services. The program is expected to support the basic transportation planning process underway in urbanized areas, including capital planning, financial planning and operations-related planning essential to the provision of transit services.

Section 5304 (State Transportation and Planning Program) – The section of the Federal Transit Act of 1991, as amended, that provides financial assistance to the states for purposes of planning, technical studies and assistance, demonstrations, management training and cooperative research activities.

Section 5307 (Urbanized Area Formula Program) – The section of the Federal Transit Act of 1991, as amended, that authorizes grants to public transit systems in urban areas with populations of more than 50,000 for both capital and operating projects. Based on population and density figures, these funds are distributed directly to the transit agency from the FTA.

Section 5309 (Capital Program) – The section of the Federal Transit Act of 1991, as amended, that authorizes discretionary capital assistance for major capital needs, such as fleet replacement and construction of transit facilities.

Section 5310 (Elderly and Persons with Disabilities Capital Program) – The section of the Federal Transit Act of 1991, as amended, that provides grant funds for the purchase of accessible vehicles and related support equipment for private non-profit organizations to serve elderly and/or disabled people, public bodies that coordinate services for elderly and disabled, or any public body that certifies to the state that non-profits in the area are not readily available to carry out the services.

Section 5311 (Non-urbanized Area Formula Program) – The section of the Federal Transit Act of 1991, as amended, that authorizes grants to public transit systems in non-urbanized areas (fewer than 50,000 population). The funds initially go to the governor of each state. In Minnesota, MnDOT administers these funds.

Section 5316 (Job Access and Reverse Commute - JARC) – A formula-based federally funded program established under SAFETEA-LU and administered by the Federal Transit Administration (FTA). The goal of the JARC grant program is to improve access to transportation services to employment and employment-related activities for welfare recipients and eligible low-income individuals to transport residents of urbanized areas and non-urbanized areas to suburban employment opportunities.

Section 5317 (New Freedom - NF) – A formula-based federally funded program established under SAFETEA-LU and administered by the Federal Transit Administration . The goal of the New Freedom grant program is to provide additional tools to overcome existing barriers facing Americans with disabilities seeking integration into the workforce and full participation in society.

Service area – The geographic area that coincides with a transit system's legal operating limits; e.g., city limits, county boundary, etc.

Service hours – See revenue hours.

Service span – The duration of time that service is made available or operated during the course of the service day; e.g., 6 a.m. to 10 p.m.

Special transportation services (STS) – Transportation provided by a carrier on a regular basis designed to serve individuals who are elderly, handicapped or disabled and are unable to use regular types of transportation. In Minnesota, carriers must be certified by the Office of Freight and Commercial Vehicle Operations before providing transportation. Terms and conditions for STS service are in MnDOT's Special Transportation Service Rules, Parts 8840.5100 through 8840.6300.

Subscription service – Transportation service in which routes and schedules are prearranged to meet the needs of riders who sign up for the service in advance.

TIGER – The TIGER (Transportation Investment Generating Economic Recovery) multimodal discretionary program was included in the ARRA program to support major capital infrastructure investments for highways, transit, aviation and ports.

TIGGER – The TIGGER (Transportation Investments for Greenhouse Gas and Energy Reduction) discretionary grant program was included in ARRA to assist in reducing the energy consumption or greenhouse gas emissions of public transportation systems.

Transit – Transportation by bus, rail or other conveyance, either publicly or privately owned, that provides general or special service on a regular and continuing basis. The term includes fixed-route and paratransit services as well as ridesharing. Also known as mass transportation or mass transit.

Transit dependent – A description for someone who does not have immediate access to a private vehicle, or because of age or health reasons cannot drive and must rely on others for transportation.

Vanpool – See ridesharing.

Vehicle Classification – MnDOT classifies transit vehicles according to the following categories:

- **Class 300** – A small-size light-duty transit bus approximately 16-22 feet long with a raised roof/single or dual rear wheels (up to 12,500 gross vehicle weight rating).
- **Class 400** – A medium-size light-duty transit bus approximately 20-30 feet long with a raised roof/dual rear wheels (12,300-16,000 gross vehicle weight rating).
- **Class 500** – A medium-size medium-duty transit bus approximately 25-40 feet long (17,000-24,000 gross vehicle weight rating).
- **Class 600** – A medium-size heavy-duty transit bus approximately 25-40 feet long (21,000-32,000 gross vehicle weight rating).
- **Class 700** – A large-size heavy-duty transit bus/over-the-road bus approximately 30 feet and longer with a rear mounted engine.