

**PROTECT
★ YOUR ★
PRIVILEGE
TO RIDE**

2010-11

MINNESOTA DEPARTMENT OF NATURAL RESOURCES

OFF-HIGHWAY VEHICLES REGULATIONS



**Off-Highway
Motorcycles**



**Class 2
All-Terrain
Vehicles**



**Off-Road
Vehicles**



**Class 1
All-Terrain
Vehicles**



**SCORE A PERFECT 10
ON THE DOMINATE-O-METER.**

Country Cat
Sauk Centre
320-352-3534
www.countrycat.net

Lighthouse Motorsports
Rosemount
651-322-4420
www.lighthousemotorsports.com

Royal Sports
Clarks Grove
507-256-7596
www.royalsports.us

Waconia Home Farm
Waconia
952-442-7309
www.waconiaarcticcat.com

Hamms' Repair
Warren
218-745-4298, 800-889-5967
www.hammsrepair.net

Northwood Equipment
Aitkin
218-927-2140
www.northwoodequipment.com

Sette Sports Center Inc.
Owatonna
507-451-6922
www.settesportscenter.com

Westside Sports
Wadena
218-631-1113

Olson Outdoor Sports
Mahnomen
218-935-2355

Arctic Cat ATVs over 90cc may not be ridden by anyone under 16 years of age. Arctic Cat recommends that all riders take a training course, and that they read and understand their owner's manual before operation. For safety or training information, see your dealer or call the ATV Safety Institute at (800) 877-2887. ©2009 Arctic Cat Sales Inc., ®™ Trademarks of Arctic Cat Inc., Thief River Falls, MN 56701

Paid Advertisement

JOIN TODAY

and get your subscription to Minnesota Off-Road

The All Terrain Vehicle Association of Minnesota (ATVAM) is

- Family recreation
- Trails & education
- Camaraderie & friendship
- Growing statewide organization
- The future of ATV riding in Minnesota



For Information: 1-800-442-8826
ATVAM • PO Box 267, Elk River, MN 55330
www.atvam.org



Paid Advertisement

**EVERYTHING
YOU NEED,
AT ONE PLACE.**



**FREE 1-3 DAY SHIPPING
ON ALL ORDERS OVER \$99***
SEE OUR WEBSITE OR CALL FOR DETAILS.
*in the continental US states.

**Why choose
Rocky Mountain ATV/MTV?**



QUICK AND ACCURATE SHIPPING

FREE 1-3 DAY SHIPPING. IN STOCK ORDERS PLACED BY 5PM MST WILL ARRIVE AT YOUR DOOR IN 1-3 DAYS. *CALL OR GO ONLINE FOR DETAILS.



NO SALES TAX

NO SALES TAX TO CUSTOMERS OUTSIDE OF UTAH.



LOWEST PRICES AROUND

WE ARE CONSTANTLY ON THE PROWL CHECKING COMPETITOR'S PRICING TO MAKE SURE WE'RE THE LOWEST & YOUR FIRST CHOICE.



CUSTOMER SERVICE WITH A SMILE

WE'RE HERE TO SERVE. WE TAKE PRIDE IN PUTTING OUR CUSTOMER'S QUESTIONS AND NEEDS FIRST.



HUGE INVENTORY-IN STOCK

WE CARRY THOUSANDS OF PRODUCTS AND ARE ALWAYS ADDING MORE ITEMS TO THE LINEUP.

SELL YOUR GEAR ON OUR WEBSITE!

**ROCKY MOUNTAIN ATV/MTV
Sellers Market**



GET UP TO 20% BACK!

**FREQUENT
BUYER PROGRAM**

— CALL OR GO ONLINE FOR DETAILS —



**DEALER PROGRAM AVAILABLE —
CALL OR GO ONLINE FOR DETAILS!**

**CALL FOR
FREE
CATALOG**

FREE CATALOG 24 HR. HOTLINE

1.800.247.1666

WWW.ROCKYMOUNTAINATVMTV.COM

CALL TO ORDER PRODUCT

1.800.336.5437

(7AM - 7PM M-F, 8AM - 4PM SAT MST.)

Paid Advertisement



**BUILT TO GET YOU THERE
AND BACK, NO MATTER
WHERE "THERE" IS...**

Visit Your Greater Twin Cities
Yamaha Dealer Today!

Grizzly 550 FI Auto. 4x4 EPS

Daniels Ace Yamaha
Winona
507-454-6830
www.danielsyamaha.com

Seaberg Power Sports
Detroit Lakes
218-847-9264
www.seabergpowersports.com

Tousley Motorsports
White Bear Lake
651-286-7104
www.tousleymotorsports.com

Motoprime South
Lakeville
952-465-0500
www.motoprime.com

Sette Sports Center Inc.
Owatonna
507-451-6922
www.settesportscenter.com

Waldoch Sports
Forest Lake
651-464-5776
www.waldochsports.com

RJ Sport & Cycle
Duluth
218-729-5150
www.rjsportandcycle.com

St. Boni Motor Sports
St. Bonifacius
952-446-1554
www.stboni.com



ATVs with engines 50cc or greater may not be ridden by anyone under 16 years of age. Yamaha recommends that all riders take a training course, and that they read and understand their owner's manual before operation. For Safety or training information, see your dealer or call the ATV Safety Institute at (800) 527-2587. ATVs can be hazardous to operate. For your safety, always avoid paved surfaces. Never ride on public roads. Always wear a helmet, eye protection and protective clothing. Never carry passengers. Never engage in stunt riding. Riding and alcohol/drugs don't mix. Avoid excessive speed, and be particularly careful on difficult terrain.

Paid Advertisement



This is a summary of Minnesota's safety laws, rules and regulations for off-highway vehicles. For the purposes of this guide, off-highway vehicles include all-terrain vehicles, off-highway motorcycles and off-road vehicles. For complete regulations consult state statutes and rules.

This information is available in alternative formats to individuals with disabilities by calling (651) 296-6157 (Metro Area) or 1-888-MINNDNR or Telecommunication Device for the Deaf/TTY: (651) 296-5484 (Metro Area) or 1-800-657-3929.

Copyright 2010, State of Minnesota, Department of Natural Resources

Equal opportunity to participate in and benefit from programs of the Minnesota Department of Natural Resources is available to all individuals regardless of race, color, creed, religion, national origin, sex, marital status, public assistance status, age, sexual orientation, disability or activity on behalf of a local human rights commission. Discrimination inquiries should be sent to MN-DNR, 500 Lafayette Road, St. Paul, MN 55155-4031; or the Equal Opportunity Office, Department of the Interior, Washington, DC 20240.

This publication is partially funded through advertising revenue. The State of Minnesota and the Department of Natural Resources can neither endorse the products or services advertised, nor accept any liability arising from the use of these products or services.

TABLE OF CONTENTS

WHAT'S NEW	5
DEFINITIONS	6
OFF-HIGHWAY VEHICLES	
REGISTRATION	8
GENERAL OPERATIONS.....	15
STATE FOREST LANDS.....	19
ENFORCEMENT	24
OPERATING WHILE INTOXICATED	25
TRESPASS	26
RELATED GAME LAWS.....	27
ALL-TERRAIN VEHICLE SECTION	28
OFF-HIGHWAY MOTORCYCLE SECTION	34
OFF-ROAD VEHICLE SECTION	36

FOR MORE INFORMATION

DNR Web Site: www.mndnr.gov/ohv

Where To Ride Your OHV: www.findthetrails.com

Safety Training: DNR Information Center, (651) 296-6157, toll-free 1-888-646-6367 or DNR Safety Training Program Headquarters, Camp Ripley, Little Falls, MN, 1-800-366-8917;
www.mndnr.gov/safety/vehicle

State Trails: DNR Information Center, 500 Lafayette Rd., St. Paul, MN 55155-4040, (651) 296-6157, toll-free 1-888-646-6367;
www.findthetrails.com

Vehicle Registration: DNR License Center, 500 Lafayette Rd., St. Paul, MN 55155-4026, (651) 296-2316, toll-free 1-800-285-2000;
www.mndnr.gov/rlp

Hearing Impaired: (651) 296-5484, toll-free 1-800-657-3929.

DNR Conservation Officers ask: Do YOU know...?

Conservation Officers frequently find that many All-Terrain Vehicle (ATV) owners and operators do NOT know many of the basic riding laws. For instance, do you know...?



- A valid driver's license is required by law to operate an ATV in a road right-of-way (ditch)
- A person under age 18 on an ATV may NOT carry passengers
- Youth 11-15 are required to complete DNR ATV Safety Training prior to operating on public lands, waters, trails or rights-of-way
- Anyone born after July 1, 1987 and who is 16 years or older must complete DNR ATV Safety Training prior to operating on public lands, waters, trails or rights-of-way

For further details on ATV, OHM and ORV operating laws see pages 28 – 36.

Conservation Officers caution everyone to REMEMBER:

- FIT RIGHT! Youth must NOT operate adult ATVs! It's illegal and dangerous!
- STAY RIGHT! Trails are two-way, always watch out for others!
- SLOW DOWN! Trails are NOT race tracks and ditches have many hazards!
- NO PASSENGERS! Most ATVs are designed for one person only!
- NO ROADS! Almost half of all ATV accidents happen in the road right-of-way (ditch) Low pressure ATV tires are made for off-road use!

Ride Safe - Ride Smart, Always!

ATV/OHM/ORV Safety Training Information www.mndnr.gov/safety/vehicle

GET YOUR RIDE ON AT THE IRON RANGE OFF-HIGHWAY VEHICLE RECREATION AREA

- 1200 acres of off-highway vehicle recreation in a north woods setting
- Recreational trails, challenge areas, training, and special events
- Riding opportunities for many skill levels on varied terrain



TRAIL AREA INFORMATION

7196 Pettit Road, PO Box 837, Gilbert, MN 55741
(218) 748-2207 Fax: (218) 748-2208
Hours: 8 a.m. - 1 hour before sunset

WHAT'S NEW!

- OHV seasonal recreational riding restrictions during the firearms deer season, see details on pages 21, 26-27
- ATV maximum weight for class 1 and class 2 ATV's have increased, see page 6
- Youth ATV operator under 12 years may participate in an organized contest on public lands, see details on page 28
- Non-resident ATV trail pass needed for ATV's not registered in Minnesota, see details on page 11
- Non-resident youth training options for ATV's and OHM's are more flexible, see details on pages 32 and 34
- New optional lifetime collector ATV registration now available, see details on page 9

A Sign of the times!

Trails are monitored by



This year you'll see signs that the Minnesota DNR Trail Ambassadors are out there! These are a trained group of over 150 committed volunteers who are part of a unique grant program. Ambassadors have the responsibility of meeting and greeting trail users and helping to educate the public about safe, legal and environmentally sound OHV riding. They act as eyes and ears for the DNR on numerous miles of state OHV trails. Ambassadors also play an active role in Youth ATV Education & Safety Program.

This volunteer Trail Ambassador program is a result of a cooperative effort between the All-Terrain Vehicle Association of Minnesota (ATVAM), Amateur Riders Motorcycle Association (ARMCA),

Minnesota 4-Wheel Drive Association (MN4WDA), Minnesota United Snowmobilers Association (MnUSA) and the DNR.



Trail Ambassadors, Making a positive difference on the trails!

DEFINITIONS

THE TERM OFF-HIGHWAY VEHICLE (OHV) IS USED TO DESCRIBE ALL-TERRAIN VEHICLES, OFF-HIGHWAY MOTORCYCLES, AND OFF-ROAD VEHICLES.



All-terrain vehicles (ATVs)

Class 1 ATVs are motorized flotation-tired vehicles with at least three but no more than six low pressure tires that have an engine displacement of less than 960 cubic centimeters and total dry weight of **less than 1000 pounds.***



Class 2 ATVs are motorized flotation-tired vehicles with at least three, but no more than six, low pressure tires that have an engine displacement of less than 960 cubic centimeters and total dry

weight of **1,000 to 1,800 pounds.***

Dry weight is normally the weight of the vehicle without fluids.



Off-highway motorcycles (OHMs)

OHMs are motorized off-highway vehicles traveling on two wheels. OHMs have a seat or saddle designed to be straddled by the operator and have handlebars for steering control. Motorcycles may be legal for highway use and still considered to be OHMs if used for off-highway operation on trails or natural terrain.



Off-road vehicles (ORVs)

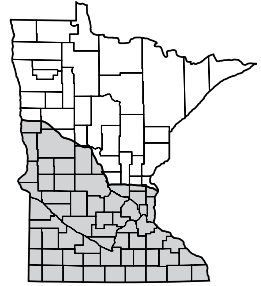
ORVs are motorized recreational vehicles capable of cross-country travel on natural terrain.*

Vehicles NOT considered ORVs include snowmobiles, ATVs, OHMs, motorcycles, watercraft or aircraft. Farm, logging, military, emergency, law enforcement, utility, trail grooming, and construction vehicles are not considered to be ORVs when used for their intended purpose.

*ATV and ORV owners should check the dry weight of their ATV and ORV to see if it is affected by this law change and that it is being operated under the correct classification. Registration transactions (starting later this fall) should reflect the corrected classification change on the registration card and decal.

Agricultural zone

The Minnesota agricultural zone is the area lying south and west of a line formed by the following highway rights-of-way: starting at the North Dakota border, the line goes east along State Highway 10 to State Highway 23, then follows Highway 23 east to State Highway 95 to the Wisconsin border. The agricultural zone does not include the rights-of-way of these boundary highways, and applies only to Class 1 ATV use.

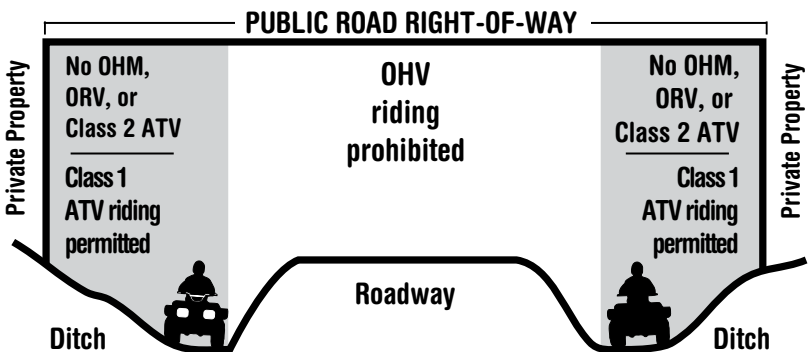


Agricultural zone restriction

You may not drive an ATV within the right-of-way (ditch) of a state or county road from April 1 to August 1 in the agricultural zone. This does not apply to Grant-In-Aid trails or to Class 1 ATVs registered and used exclusively for agricultural purposes. Class 2 ATVs cannot be operated in ditches.

Off-highway vehicle use areas are areas posted or designated for off-highway vehicle use.

Public road right-of-way means the entire right-of-way of a roadway that is not privately owned, including the traveled portions, banks, ditches, shoulders, and medians.



It is illegal to operate on the inside slope, shoulder, and roadway of state and county roads. NOTE: Class 2 ATVs may be operated on the shoulder or extreme right side of county or township road and city streets if not prohibited by the road authority or other local laws. Class 2 ATVs may NOT be operated on the shoulder of a state trunk highway.

Public waters where OHVs may not ride include: below the ordinary high-water level of unfrozen lakes, rivers, and streams; certain wetlands; or in calcareous fens. The inventory of public waters can be viewed on DNR's web site; DNR Waters and Fisheries offices; and various county offices.

Watch for these designated trail signs.



Class 1 ATV
trail indicator



Class 1 and 2 ATV
trail indicator



OHV trail
indicator



ORV trail
indicator



Note: A diagonal slash across any of the above signs indicates trail closed for that type of vehicle use.



Grant-in-aid trails and areas include those that receive grants through the DNR administered grant-in-aid program.

Before operating an OHV in a state forest see pages 19 – 23 for information on state forest use.

OFF-HIGHWAY VEHICLES REGISTRATION

An individual must be at least 18 years old to register an off-highway vehicle.

ATVs

- All-terrain vehicles are classified and registered as either a Class 1 ATV (under 1,000 pounds) or a Class 2 ATV (1,000 to 1,800 pounds). All ATVs operated in Minnesota must be registered with the DNR, including those used exclusively on private property.
- Class 1 or Class 2 will be indicated on the owners ATV registration card and decal.

ATV Collector Use Registration



- ATVs 25 years and older are exempt from registration if they were originally produced as a separate, identifiable make by a manufacturer.
- ATVs 25 years and older MAY be registered for unlimited use. This registration is non-transferable.

ATV Public/Recreational Use Registration

- Public use registration allows for the operation of Class 1 ATVs in the ditch bottom; on the outer slope of roadside ditches along state and county roads; on the right side of township roads and city streets, if not prohibited by the road authority or other local laws.
- Public use registration allows for the operation of Class 2 ATVs on the shoulder or extreme right side of county roads and on the right side of township roads and city streets, if not prohibited by the road authority or other local laws. Class 2 ATVs may not be operated in the ditch unless part of a designated Class 2 trail.
- A public/recreational use registration is valid for three years.

ATV Private/ Agricultural Use Registration

- ATVs (Class 1 and Class 2) are registered for private use when used exclusively for agricultural activities, harvesting wood, or on private property.
- A private use registration does not expire and is valid until the ownership of the ATV is transferred.

ATV Dual Public and Private Use Registration

- Some circumstances require ATVs to be registered for both public and private use. If an ATV is used for agricultural purposes on road surfaces, a private use registration is required. If the same ATV is also used on public land or frozen water, both public and private use registrations are needed.



findthetrails.com

OHMs

All OHMs operated in Minnesota must be registered with DNR, even if used exclusively on private property or in track racing events.

OHM Recreational and Highway Use Registration

Some OHMs are equipped so that they may be legally licensed for highway use. An OHM licensed for highway use that is also used off-road must have both the regular motorcycle license and the DNR OHM registration.

ORVs

All ORVs operated on DNR designated or grant-in-aid ORV trails or areas must be registered with DNR.

ORV Recreational and Highway Use Registration

Many ORVs are licensed for highway use. An ORV licensed for highway use that is also operated on designated public ORV use areas or trails must have both the regular vehicle license and DNR ORV registration.

How To Register An Off-highway Vehicle

- Off-highway vehicles can be registered at a deputy registrar of motor vehicles office (where automobile license tabs are purchased) or at the DNR License Center in St. Paul. You may **renew** your OHV registration on-line at www.mndnr.gov/licenses/ohv/index.html. No additional fee will be charged.
- The information required for registration of an off-highway vehicle includes the make, model, year, serial number, and sales receipt. For ATV and OHM registration the engine size is required. For ATV registration the dry weight is also required.
- ATVs and OHMs purchased from a retail dealer must be registered at the dealer by the owner. The dealer will issue a temporary 21-day registration.
- A registration card and an expiration decal are issued when an ATV or OHM is registered.
- Owners of ORVs licensed for roadway use must register their ORVs with the DNR for use on designated trails and areas. The owner is given a registration card and decal at the time of registration.
- If you sell your OHV give the new owner the registration card and a bill of sale.
- Any transfers and registration renewals are the responsibility of the owner.

Minnesota OHV registration is NOT required for:

- OHVs registered in another state or country and not in Minnesota for more than 30 days
- ATVs that are used exclusively in organized track racing events
- ATVs that are 25 years and older (see page 9)
- OHMs registered for highway use when operated on forest roads.
- ATVs owned by a resident of another state or country that does not require registration of all-terrain vehicles; not in Minnesota for more than 30 consecutive days; and are operated on state and grant-in-aid trails by a non-resident possessing a non-resident ATV state trail pass. See below for more detail on non-resident ATV Trail pass.
- ATVs that are owned by Federal, Local and Tribal governments

Dealer and Manufacturer Registration

OHV dealers and manufacturers must register with the DNR to operate machines for testing or demonstration purposes. A registration certificate and a registration plate will be issued. The registration certificate must be prominently displayed in the place of business. Additional plates are available for \$4.00 plus filing fee.

The registration plate must be displayed on the vehicle before dealers or manufacturers may operate or permit operation of any off-highway vehicle they own or control.

Dealer and manufacturer registration applications and plates may be purchased at a local deputy registrar and at the DNR License Center, 500 Lafayette Road, St. Paul, MN 55155-4026, 651-296-2316, or toll-free 1-800-285-2000. The plates will be issued from the DNR.

Non-resident ATV trail pass

Non-residents operating an ATV on state or grant-in-aid trails must possess a trail pass. The trail pass does not need to be displayed on the machine, but must be available for inspection when requested by an officer. **This pass is not required if the non-resident is operating an ATV registered in Minnesota.**



Non-residents do NOT need a pass if operating on a portion of an ATV trail that is owned by the person or the person's spouse, child, or parent.

Duplicate non-resident ATV trail passes are available.

Registration Fees

ATV Registration Fees (Class 1 and Class 2)	Fee	Issuance Fees	Total Fees	Duration
New Public Use	45.00	8.50	53.50	3 Years
Renewal Public Use	45.00	6.00	51.00	3 Years
Transfer	4.00	8.50	12.50	As long as machine is held by same party
Private/Agricultural	6.00	8.50	14.50	
Collector	6.00	8.50	14.50	

NOTE: ATVs 25 years and older do not need to be registered (see page 9).

Duplicate	4.00	6.00	10.00	
Dealer–New	50.00	8.50	58.50	1 Year
Dealer–Renewal	50.00	6.00	56.00	1 Year
Manufacturer–New	150.00	8.50	158.50	1 Year
Manufacturer–Renewal	150.00	6.00	156.00	1 Year
Duplicate Decal		6.00	6.00	

OHM Registration Fees	Fee	Issuance Fees	Total Fees	Duration
New	30.00	8.50	38.50	3 Years
Renewal	30.00	6.00	36.00	3 Years
Transfer	4.00	8.50	12.50	
Duplicate	4.00	6.00	10.00	
Dealer–New	50.00	8.50	58.50	1 Year
Dealer–Renewal	50.00	6.00	56.00	1 Year
Manufacturer–New	150.00	8.50	158.50	1 Year
Manufacturer–Renewal	150.00	6.00	156.00	1 Year
Duplicate Decal		6.00	6.00	

ORV Registration Fees	Fee	Issuance Fees	Total Fees	Duration
New	30.00	8.50	38.50	3 Years
Renewal	30.00	6.00	36.00	3 Years
Transfer	4.00	8.50	12.50	
Duplicate	4.00	6.00	10.00	
Dealer–New	50.00	8.50	58.50	1 Year
Manufacturer–New	150.00	8.50	158.50	1 Year
Manufacturer–Renewal	150.00	6.00	156.00	1 Year
Duplicate Decal		6.00	6.00	

Non-Resident ATV Trail Pass Fees

Non-resident ATV Trail Pass Fees	Fee	Issuance Fees	Total Fees	Duration
New	20.00	1.00	21.00	1 Year
Duplicate	2.00	0.50	2.50	



Display of Numbers and Decals


ATV


ATVs registered for public or dual use must display the current public use registration number and decal(s) on a plate at least 4 inches high and 7½ inches long. The plate must be clearly visible on the back of the vehicle and at least 12 inches from the ground. The plate and decal must be maintained in a clear and legible condition.

Registration letters and numbers must be:

- at least 1½ inches high with a 3/16-inch stroke
- in English and placed from left to right
- in a color that contrasts with the background of the plate.

  **For a public use or collector registration**, the decal must be displayed in the upper left section of the plate. **NOTE:** ATVs 25 years and older do not need to be registered (see page 9).


 **For private use only registration**, the decal must be displayed in the upper right section of the plate. No numbers are needed for this type of registration.

 **For a dual registration**, the public use decal and private use decal must be displayed in the appropriate section of the plate.

OHM

OHMs registered only for off-road use must display the current registration decal on the side of the OHM so it is visible while the rider is on the OHM. It may be attached to the fork tube.


When an OHM is operated on private property, or in a closed-course competition event, registration is required but the registration decal does not have to be displayed.

 **OHMs licensed in Minnesota for roadway use and registered for off-road use**, must display the OHM decal in the upper left corner of the rear regular motorcycle license plate. The DNR registration number should not be displayed.

ORV

ORVs registered only for designated trail or area use

must display the current decal on a plate at least 4 inches high and 7½ inches long. No registration number should be displayed. The plate must be clearly visible on the back of the vehicle and at least 12 inches from the ground. The decal must be displayed in the upper left corner of the plate. The plate and decal must be maintained in a clear and legible condition.



ORVs licensed in Minnesota for roadway use and also used off-road in designated public ORV trails and use areas, must display the ORV decal in the upper left corner of the regular rear motor vehicle license plate. The DNR registration number should not be displayed.



Expiration and Renewal

The expiration date appears on both the registration card and the decal. All public use ATV and all OHM and ORV renewals expire on December 31st of the last year the registration is valid.

Individuals who notify the DNR of mailing address changes should receive a notice by mail to renew their registration. Whether notified or not, owners are responsible for renewing their public use ATV, OHM, and ORV registrations.

Private use ATV and optional use Collector ATV registration do not expire. They are valid until the ownership is transferred.

Replacement Registration Cards and Decals

Off-highway vehicle owners may obtain a replacement registration card for \$10.00 or a replacement decal for \$6.00 from the DNR License Center or the Deputy Registrar of Motor Vehicles. Replacement decals and numbers must be affixed in the same manner as the original.

Individuals are not required to carry the registration card, but when an enforcement officer requests to see it, it must be provided within a reasonable time period.

GENERAL OPERATIONS

The following regulations apply to all off-highway vehicles: all-terrain vehicles, off-highway motorcycles, and off-road vehicles. Information and regulations specific to each of these vehicle types can be found in the All-Terrain Vehicle, Off-Highway Motorcycle, and Off-Road Vehicle sections of this booklet.

Required Equipment

Off-highway vehicles operated on public lands, waters, trails, and public streets and roads open to vehicle use, must be equipped as follows:

Brakes

- Brakes must control movement and stop and hold the vehicle.

Throttle

- The throttle must return the engine to idle when pressure to advance the throttle is removed.

Mufflers

- Mufflers must have a federally approved spark arrestor.
- Overall noise emission from ATVs and ORVs may not exceed 99 decibels at a distance of 20 inches.
- OHMs that are not competition cycles, and were manufactured in or after 1986, may not exceed noise emissions of 96 decibels at a distance of 20 inches.
- Mufflers may not be altered to increase motor noise, or have a cutout, bypass, or similar device except for organized events.

Towing

- A straight-arm bar must be used to tow a trailer or other device containing passengers.
- A disabled vehicle being towed may contain a person to steer.
- At least 16 square inches of reflective material that is unobstructed and visible must be mounted on each side and at the rear of a trailer or other device.

CHECK FOR OTHER GOVERNMENT REGULATIONS OR ORDINANCES

Cities, towns, counties, and road authorities may further regulate the operation of off-highway vehicles under their jurisdiction. Check with the appropriate unit of government for additional regulations. The U.S. Forest Service, the National Park Service, and the U.S. Fish and Wildlife Service regulate motor vehicle use on federal lands. Check with the managing agency before riding on these lands.

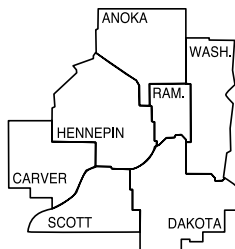
Where You May Ride

You may operate an off-highway vehicle:

- on private land with the landowners permission
- on frozen public waters where you have legal access, if not restricted by law or local ordinance
- on public lands and trails that are open to OHVs.

In the seven-county metro area, you may ride:

- on your own land
- on land other than your own with written or verbal permission of the landowner, occupant, or lessee
- on land posted with signs specifically permitting the use of off-highway vehicles.



For more information on where you can ride including trails and maps go to www.findthetrails.com

Land uses vary. Be sure to check federal, state, and local regulations for specific restrictions.

Where You May NOT Ride

Also see specific sections for additional restrictions.

You may not operate an off-highway vehicle:

- on the median of a four-lane highway
- within the right-of-way of any interstate highway or freeway
- on the right-of-way between opposing lanes of traffic
- on grant-in-aid snowmobile trails
- on designated non-motorized trails
- at airports
- below the ordinary high-water level of unfrozen public waters that are lakes, streams, rivers, and certain wetlands, or in calcareous fens
- on any frozen public waters where you don't have legal access or where it is prohibited
- in any area restricted by local ordinances or municipalities, including streets
- in a tree nursery or planting area on state forest lands that are posted or designated closed to motorized uses (see pages 19-23)
- on agricultural land without permission (see page 26)
- in most state parks, state recreation areas, state historic sites, wildlife management areas*, state scientific and natural areas with the exception of posted trails and areas.

*OHV use is generally prohibited on wildlife management areas (WMA) with the exception of Carlos Avery, Hubbel Pond, Mille Lacs, Red Lake, Roseau River and Thief Lake, where highway licensed motor vehicles may be operated on established roads at speeds up to 20 miles per hour.

OHMs, ORVs, and Class 2 ATVs cannot be operated in ditches unless on a trail designated for that specific vehicle type.

Inside the seven-county metro area, you may not ride

- on land you do not own unless given written or verbal permission by the owner, occupant, or lessee.

Outside the seven-county metro area you may not ride

- on land that you have been told verbally, in writing, or by posted signs, not to ride.

Other Prohibitions

You may not:

- operate an off-highway vehicle in a careless, reckless, or negligent manner that endangers another person or property
- litter
- enter or leave lands by cutting wire or tearing down a fence
- mutilate, destroy, damage, or remove any property within a trail or on state land
- post, damage, or remove any signs on any lands or waters unless you are the landowner, occupant, or lessee of the property.

OHVs and Wetland Disturbance

A person may not operate an OHV in a manner to:

- indicate a willful, wanton, or reckless disregard for the safety of persons or property
- carelessly upset the natural and ecological balance of a wetland or public waters wetland
- impact a wetland or public waters wetland in excess of minimum amounts established under law.

There are increased penalties for OHV wetland disturbance. Conviction may be a Gross Misdemeanor and/or the Off-Highway Vehicle (ATV, OHM, ORV) forfeited. See page 24.

Wetland restrictions apply to private land as well as public land, and vary by area of the state and other criteria. Check the DNR Web site for more information, www.mndnr.gov.




**FIT RIGHT! Youth must NOT operate adult ATVs!
It's illegal and dangerous!**

Speed

You may not operate an off-highway vehicle at a speed greater than is reasonable under all of the surrounding circumstances or greater than the posted speed limit on any public lands, waters, trails, or public road rights-of-way. Watch for and obey speed limit signs posted on trails.

Speed limits may be waived in writing by the DNR for an organized race or similar competitive event. Contact the DNR at 1-888-MINNDNR (646-6367).

Trail Riding

- All trail signs must be obeyed.
 - All designated trails are two-way unless posted otherwise.
 - One-way trails must be traveled in the direction indicated.
 - When meeting or being passed by another trail user, you must stay to the right half of the tread-way.
 - When passing another trail user you must pass on the left half of the tread-way and only when the trail is free from oncoming traffic to safely pass the other trail user.
 - When entering or crossing a trail tread-way you must yield to trail traffic.
 - When two trail users are about to enter an unmarked tread-way intersection from different directions, the trail user to the right has the right-of-way.
 - Motorized trail users must yield the right-of-way to non-motorized trail users and shut off their machines when meeting a horse until the horse has passed or until waved on.
-  • Non-residents operating an ATV on state or grant-in-aid trails must possess a trail pass. The trail pass does not need to be displayed on the ATV, but must be available for inspection when requested by an officer. Pass not required if the non-resident is operating an ATV registered in Minnesota.

Crossing Public Roads

A valid driver's license is required to operate anywhere it is legal on road rights-of-way including ditches, inside and outside slopes, and crossing roads. The only exception would be on portions of a designated trail for that vehicle type that specifically includes a road right-of-way.

When making a direct crossing of a street or road:

- come to a complete stop and look both ways
- yield to all traffic
- cross the road at a 90 degree angle
- cross a divided road only at an intersection.

STATE FOREST LANDS

OHVs are generally permitted on state forest roads and trails in accordance with state forest motor vehicle use classifications and regulations. (See the list of forest land classifications on page 23).

Motor Vehicle Use Classification and Rules

State forest lands are classified as either:



Managed - Forest roads, trails, and non-designated access routes are open to recreational motor vehicle use unless posted closed. No vehicle use off road, trail or access route is permitted. For hunting/trapping exceptions, see page 21.



Limited - Forest roads are open to motor vehicle use unless posted closed. Trails and non-designated routes are closed to motor vehicle use, except where designated and signed to permit specific motor vehicle use. No vehicle use off road or trail is permitted. For hunting/trapping exceptions, see page 21.



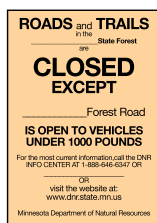
Closed - Forest roads are open to motor vehicle licensed for highway use. No OHVs are permitted, except that OHVs may operate on frozen public waters (e.g., across lakes for ice fishing). Areas closed to motor vehicle use by statute or regulations (e.g., State Forest lands with the BWCA) are automatically classified as 'closed'. The hunting/trapping exceptions do not apply in 'closed' forests.

NOTE: Snowmobiles are unaffected by forest land motor vehicle use classification.

MINNESOTA LAW

Legislation requires that OHV's operate only on trails identified on an official DNR OHV map.

- In managed state forests north of US Hwy. 2, OHVs may operate on mapped trails and other existing access routes that are not gated or posted closed.
- In both managed and limited state forests, forest roads are open to OHV use unless posted closed.
- In limited state forests, OHV operation is allowed only on signed and mapped routes that are open for that type of OHV use.



Seasonal or temporary road and trail closures may be imposed at any time due to trail repairs, wet soil conditions, logging operations or other natural resource protection or public safety concerns. Most often, closures happen during spring thaw or following a heavy summer rainfall. Closures are unpredictable, so always check www.findthetrails.com before you ride (updated Thursdays after 2 p.m.). State forest trails closed during hunting season; see below.

Where you **MAY** ride*

- In a Managed forest: All state forest roads, trails, and non-designated access routes
- In a Limited forest: Forest roads and trails designated and signed to permit specific motor vehicle use.
- In a Closed forest: On frozen public waters.
- On trails specifically designated and signed for a vehicle type, for example trails can be designated for ATV, OHM, and or ORV use.

Where you may **NOT** ride*

- Within the boundaries of an area that is posted and designated as closed.
- In a state forest classified as Closed.
- On designated non-motorized trails unless also posted open for a specific motorized use.
- Off of access routes, roads, and designated trails except when hunter/trapper exception applies. (See the MN DNR Hunting and Trapping Regulations for more information).
- On forest lands in a manner that causes erosion or rutting, damages, or destroys trees or growing crops (the rutting provision does not apply on designated motorized trails).
- On or over lakes, rivers or streams except:
 - When the water body is ice-covered.
 - At a bridge, culvert or designated low-water crossing.
- During deer hunting season on state forest trails in areas of the state where deer may be taken by rifle, unless you possess a deer hunting license. State forest roads remain open.



See the list of forest land classifications on page 23.



Other Restrictions and Prohibitions

- You must travel at reasonable and prudent speeds; obey speed limit, traffic and road closure signs; and not operate in a manner that causes damage to the road, land, or other natural resources.
- No person shall construct an unauthorized permanent trail on state forest lands.
- Motor vehicle use causing erosion, rutting, or damage to trees is prohibited.
- Richard J. Dorer Memorial Hardwood Forest - Motor vehicles and snowmobiles may operate **ONLY** on forest roads that are not posted closed, and on forest trails that are designated for motorized use.

Events on state forest lands

To hold a special event on state forest lands, a permit is required. Contact the MN DNR area forester to find out more.

For emergencies or authorized special events, the DNR may provide temporary exceptions to the general rules for a specific state park, forest campground, forest day use area or state forest lands. Notice of the exception will be plainly posted at the site.

Hunting/trapping exceptions *

Traveling off roads and trails (cross-country travel) in a limited state forest or off roads, trails and access routes in a managed state forest is prohibited except, persons with a valid hunting, trapping, or commercial license in possession may use:

Class 1 ATVs to travel cross-country to:

1. Retrieve big game (Sept. to Dec.)
2. Hunt for big game and construct stands (Oct. to Dec.)
3. Trap during the open season for protected furbearers
4. Trap for minnows under certain conditions.

Class 2 ATVs, ORVs and Highway-Licensed Vehicles (HLVs) to travel on a trail not specifically designated for other uses.

See MN DNR Hunting and Trapping Regulations for more information at <http://www.mndnr.gov/regulations/hunting/index.html>

*Does not apply in the R.J. Dorer Memorial Hardwood Forest.

Areas with Limitations

The big game hunter/trapper exceptions do not apply in areas signed and mapped as “No Motorized Travel.”



NATIONAL FOREST LANDS

National Forest lands in MN are open to many public uses including camping, hunting, fishing, trapping, snowmobiling and OHVs. State of Minnesota regulations regarding boating, fishing, hunting, ATV or snowmobile operation apply on national forest lands. The Motor Vehicle Use Map (MVUM), is the legal guide for motor vehicle use on the national forests. The MVUM is updated annually and available at no charge at the Forest Supervisor or Ranger District Offices.

Where you MAY ride: OHV and Highway Licensed Vehicles (HLV) on Forest Roads or trails designated open to these uses on the MVUM map.

Where you may NOT ride: Roads that are signed, gated, bermed with dirt, rocks, trees etc. or not designated open on the MVUM map.

For information, contact: Chippewa National Forest, (218) 335-8600, www.fs.fed.us/r9/forests/chippewa; or Superior National Forest, (218) 626-4300, www.fs.fed.us/r9/forests/superior

COUNTY FOREST LANDS

Counties may have adopted different regulations on county-administered land within state forest boundaries. For information on regulations, roads and trails on county land, please contact that county directly.

SEE WILD PLACES!

Subscribe free to the state's premier conservation magazine, *Minnesota Conservation Volunteer*, published by the Department of Natural Resources. Every other month this magazine will bring you spectacular color photographs and stories about Minnesota's woods, waters, and wildlife. Call 888-646-6367 or go to www.mndnr.gov/magazine.



State Forests Classification

MANAGED FOREST LANDS

Beltrami Island	Grand Portage 2	Pine Island
Big Fork	Kabetogama	Red Lake
Blackduck	Koochiching	Smokey Bear
Cloquet Valley 2	Lake of the Woods	Sturgeon River 2
Finland 2	Lost River	(portions outside
George Washington 2	Northwest Angle	Superior National
		Forest, SNF)

LIMITED FOREST LANDS

Badoura	George Washington 2	Remer
Bear Island	Golden Anniversary	Rum River
Bowstring	Grand Portage 2	Savanna
Buena Vista 2	Hill River	St. Croix
Burntside 1	Huntersville	Smoky Hills
Chengwatana	Land O' Lakes	Snake River 2
Cloquet Valley 2	Lake Jeanette 1	Solana
Crow Wing	Lyons	Sturgeon River 2
D.A.R.	Mississippi Headwaters	(portions inside SNF)
Emily	Nemadji	Two Inlets
Finland 2	Pat Bayle	Wealthwood
Fond du Lac	Paul Bunyan	White Earth
Foothills	R.J. Dorer Memorial	Waukenabo
General C.C. Andrews	Hardwood 3	

CLOSED FOREST LANDS

Battleground	Finland 2	Pillsbury
Birch Lakes	George Washington 2	Sand Dunes
Buena Vista 2	Insula Lake	Snake River 2
Burntside 1	Lake Isabella	Welsh Lake
Cloquet Valley 2	Lake Jeanette 1	Whiteface River

- 1** Portions located within the Boundary Waters Canoe Area Wilderness (BWCAW) are closed to all motor vehicle use.
- 2** Some portions also classified as Managed, Limited and/or Closed
- 3** NOTE: The big game hunter/trapper motor vehicle use exception DOES NOT APPLY within the R.J. Dorer Memorial Hardwood State Forest



STAY RIGHT! Trails are two-way, always watch out for others!

ENFORCEMENT

Conservation officers, deputy sheriffs, police officers, and state troopers, all enforce off-highway vehicle rules. You must stop when signaled by a law enforcement officer.

To report an OHV violation or an accident, contact the local police department, sheriff's office, the state patrol, or a DNR conservation officer. Conservation officers are dispatched and reached through the State Patrol. To find your local Conservation Officer go to: www.mndnr.gov/officerpatrolareas

Penalties

- Fleeing an enforcement officer on an OHV is a felony and the OHV used may be forfeited.
- A violation of an ATV, OHM, or ORV law is a misdemeanor.
- Most operation, registration, and trespass violations can also be enforced by issuing a civil citation and can include restitution. Fines for second or subsequent violations in wetlands, including the use of snorkel devices or for careless or reckless operation, can be more than double.
- Carelessly and recklessly upsetting the natural and ecological balance of a wetland is a gross misdemeanor, and vehicle forfeiture upon a second gross misdemeanor of this type.

Violator Suspension and Training

OHV operators who receive a ticket and are convicted of violating any law related to OHV operation are required to complete the DNR training CD. An ATV operator who is convicted of a careless or reckless offense, or for a second or subsequent offense, must complete a safety training course in addition to the CD.

In addition to the above training requirements, operating privileges are automatically suspended for one year for:

- conviction for carelessly and recklessly upsetting the natural and ecological balance of a wetland (gross misdemeanor violation);
- operation on unfrozen public water, or in a state park, SNA, or WMA;
- willful, wanton, or reckless disregard for the safety of persons or property;
- carelessly upsetting the natural and ecological balance of a wetland or public waters wetland.

Reporting Stolen, Abandoned, or Destroyed Vehicles

A registered off-highway vehicle that is abandoned, stolen, or destroyed must be reported to the DNR License Center within 15 days. No fee is charged for reporting the vehicle.

Accident Reports

The OHV operator and the officer investigating an OHV accident must file a written report to the DNR within 10 days if the accident resulted in a human injury requiring medical attention, hospitalization, or death; or total damage of \$300 or more for ORVs, or \$500 or more for ATVs and OHMs. Accident reports are available by calling the DNR, or online at www.mndnr.gov/enforcement/forms.html

OPERATING WHILE INTOXICATED

Operating an off-highway vehicle while under the influence of alcohol, a controlled substance, or other hazardous substance is unlawful. Operators who are impaired may be required to submit to tests by an enforcement officer. Refusal to submit to the test is a crime and the person's operating privileges will be suspended for one year.

Off-Highway Vehicle DWI convictions and refusals are recorded on the violator's driver's license record and may affect your driver's license privileges. An operator who is found to be impaired or has an alcohol concentration of .08 or more, can be charged with a misdemeanor, gross misdemeanor, or felony level DWI.

Persons convicted of a DWI may be subject to one or more of the following: fines; jail time; loss of OHV operating privileges; forfeiture of the OHV; loss of motor vehicle driver's license privileges and motor vehicle plate impoundment.

Open Bottle Law

It is unlawful for a person to drink or consume alcoholic beverages when an OHV is operated on a roadway, or shoulder of a roadway, that is not a part of a designated trail for that vehicle type.



NO PASSENGERS! Most ATVs are designed for one person only!

TRESPASS

Ask First!

You must have permission to enter legally posted land or agricultural land*.



Trespass laws apply to all outdoor recreation, including off-highway vehicle riding. Landowners, lessees, or land managers only need to post their land 'No Trespassing' once a year. Just because property isn't posted, doesn't mean you have the right to enter. The posted signs indicate the landowner's intention to prevent unauthorized entry.

There can be civil and criminal penalties for violation of the trespass laws. Civil penalties for OHVs start at \$100 for first offense and range up to \$500 and loss of license or registration for a third offense within three years. Penalties will be doubled for operation in wetlands or with snorkel devices. Further information on trespass laws can be found in the Hunting and Trapping Regulations Handbook. mndnr.gov

*Note: Agricultural land is broadly defined. All planted grassland, hay land, and short-rotation woody cropland meet the definition of agricultural land, including grasslands enrolled in the federal Conservation Reserve Program (CRP), Conservation Reserve Enhancement Program (CREP), and the state RIM Reserve program. These lands do not need to be posted. Entering without permission is trespassing.

You may not:

- wound or kill another person's domestic animal
- destroy private property
- pass through a closed gate without returning it to the original position
- stray off marked state trails.

Firearms Deer Hunting

On public lands, to reduce disturbance during prime hunting hours, a person possessing a valid deer license may operate an off-highway vehicle during the firearms deer season only:

- before legal shooting hours (one-half hour before sunrise)
- from 11 a.m. until 2 p.m.
- after legal shooting hours (one-half hour after sunset). See MN Hunting and Trapping Regulations Handbook for more detailed information.
- OHV Recreational riding on many State Forest Lands is prohibited during firearms deer season. See pgs 20-21 for more detailed information.

RELATED LAWS

Firearms Transportation

A person MAY transport an unloaded and uncased shotgun or rifle in a motor vehicle while: 1) at a shooting range with permission; 2) lawfully hunting on public or private land; or 3) traveling to or from a site the person intends to hunt that day or has hunted that day. However, a person MAY NOT transport an uncased shotgun or rifle within: 1) Anoka, Hennepin, or Ramsey counties; 2) an area where the discharge of a firearm is prohibited by ordinance; 3) a city with a population of 2,500 or more; 4) school grounds; or 5) game refuges; or 6) as regulated under shining and night vision laws. A handgun/pistol cannot be transported uncased without a valid permit to carry. See MN Hunting and Trapping Regulations Handbook for more detailed information.

ATV CROSS-COUNTRY TRAVEL

ATV cross-country travel is PROHIBITED on state lands. Except that persons possessing a valid hunting, trapping or commercial license may operate an ATV during certain times for big game hunting and retrieval, trapping, and constructing hunting stands. See hunting and trapping exceptions on page 21.

ATVs and ~~Wetlands~~

What's the problem with riding in Wetlands?
Wetlands are an important part of a healthy environment. Wetlands control erosion, control floods, filter out impurities in water, and have many other uses that make them an important resource to maintain.

What is a Wetland?
Chances are, when you think of wetlands, you think of a swampy, marshy place covered with ducks and cattails. And you would be right! However, there are many different types of wetlands. For more information on wetlands, [go to: www.mndnr.gov/wetlands/types.html](http://www.mndnr.gov/wetlands/types.html)

What can I do?
Riders need to be aware of where they are riding, so wetlands can continue to do their job! **There are penalties for wetland disturbance!** Conviction may be a Gross Misdemeanor and/or the Off-Highway Vehicle (ATV, OHV, ORV) forfeited. Wetland restrictions apply to private land as well as public land, and vary by area of the state and other criteria. For more information, [go to: mndnr.gov/regulations/ohv/ohv_regs.pdf](http://mndnr.gov/regulations/ohv/ohv_regs.pdf)



ALL-TERRAIN VEHICLE SECTION

ATV Youth Operators—Residents and Non-Residents

Anyone under the age of 16 must have permission from their parent or guardian to operate an ATV.

It is unlawful for anyone in control of an ATV to permit it to be operated contrary to the following requirements:

Class 1 ATV Operation

AGE REQUIREMENT

Under 10	<ul style="list-style-type: none"> • May operate only on private property with permission of the owner • Must have parent or guardian permission to operate.
10 and 11	<ul style="list-style-type: none"> • May operate only on private property with permission of the owner • May operate ATV up to 90cc on public lands and frozen waters if accompanied by parent or legal guardian • Must wear an approved helmet while operating or riding on public lands, trails, and frozen public waters • Must have parent or guardian permission to operate.
12 - 15	<ul style="list-style-type: none"> • Must have an ATV safety certificate valid only after successfully completing BOTH the ATV Safety Training CD and Safety Training Class (see page 32). • Must be able to properly reach and control the handle bars and foot pegs while sitting upright on the seat (see page 31) • May operate an ATV on public lands and frozen waters and make direct crossing of roadways with a valid safety certificate if accompanied on another ATV by a person 18 or over who has a valid driver's license • Must wear approved helmet while operating or riding on public lands, trails, and frozen waters and when crossing road rights-of-way • Must have parent or guardian permission to operate.
16 and 17	<ul style="list-style-type: none"> • Must successfully complete the ATV Safety Training CD before operating on public lands, frozen waters, public road rights-of-way, or state or grant-in-aid trails • Must have a valid driver's license to make a direct crossing of a roadway or operate on road rights-of-way • Must wear approved helmet while operating or riding on public lands, trails, and frozen public waters and on road rights-of-way.



Residents and Non-Residents – A safety training certificate is not required for youth under 12 in organized contests on public lands or public waters if: (1) operating an ATV 90cc or less, (2) they 'fit' the ATV (see page 31), and (3) they are supervised by a person 18 or older.



Class 2 ATV Operation

AGE REQUIREMENT

15 - 17	<ul style="list-style-type: none"> • May operate a Class 2 ATV • Must wear approved helmet while operating or riding on public lands, trails, and frozen public waters and on road rights-of-way • Must have a valid driver's license to make a direct crossing of a roadway or operate on road rights-of-way • Must wear a seat belt if provided by the manufacturer.
15 year olds	<ul style="list-style-type: none"> • Must have an ATV safety certificate valid only after successfully completing BOTH the Safety Training CD and the Safety Training Class (see page 32). • Must be able to properly reach and control the handle bars and foot pegs while sitting upright on the seat (see page 31) • May operate an Class 2 ATV on public lands and frozen waters and make direct crossing of roadways with a valid safety certificate if accompanied on another ATV by a person 18 or over who has a valid driver's license • Must have parent or guardian permission to operate.
16 and 17	<ul style="list-style-type: none"> • Must successfully complete the ATV Safety Training CD before operating on public lands, frozen waters, public road rights-of-way, or state or grant-in-aid trails (see page 32).

Non-Resident ATV Operators: A Non-resident trail pass must be in possession to operate an ATV on state or grant-in-aid trails. The trail pass does not need to be displayed but must be available for inspection when requested by an officer. The pass is NOT required if the non-resident operator is driving an ATV that is registered in Minnesota.

Non-Residents - see page 32 for safety training options.

APPROVED HELMET

An approved helmet worn by an operator or passenger must meet Federal law, which requires the helmet to display the symbol DOT. DOT is the manufacturer's certification that the helmet conforms to the applicable Federal motor vehicle safety standards. Standard bicycle helmets and hockey helmets are not legal helmets.



SLOW DOWN! Trails are NOT race tracks and ditches have many hazards!

Potential Risks of the ATV Design

ATVs have a **high center of gravity**, high ground clearance and a short narrow wheelbase. They can roll over forwards, backwards, or sideways. They are more likely to roll over than skid in turns and on hillsides.

Low Pressure tires on ATVs are made for off-road use only. They are not intended for use on pavement or hard pack surfaces. Doing so increases risk of loss of control.

Many ATV models have a **fixed rear axle** for traction. When making turns this prevents the inner rear wheel from rotating freely when attempting turns on pavement or hard pack surfaces. Loss of control can occur when torque to the inner wheel suddenly releases causing the ATV to lurch forward.

Powerful drive trains give ATVs the power to climb or rapidly accelerate. ATVs are capable of speeds too fast for conditions and potentially the skill of the operator.

ATV Passengers

The U.S. Consumer Product Safety commission recommends that you **DO NOT** carry a passenger unless the ATV is specifically designed for passengers. On a Class 1 straddle style ATV, the operator needs the entire seat area to maintain stability and safe control. Please follow all manufacturer's recommendations and safety warnings.

- A person under the age of 18 may not carry a passenger.
- A person over the age of 18 may carry one passenger on a Class 1 ATV.
- A person over the age of 18 may carry a passenger, or up to the number of passengers for which a Class 2 ATV was designed.
- A passenger under the age of 18 must wear an approved helmet when riding on public lands or waters, or a public road right-of-way (see approved helmet information on page 29).
- A passenger under the age of 18 must wear a seat belt if provided by the manufacturer when riding on public lands or waters, or a public road right-of-way.

ATV Fit Requirements Law

A person under the age of 16 may not operate an all-terrain vehicle on public lands or water, or on state or grant-in-aid trails, if the person cannot properly reach and control the handlebars and reach the foot pegs while sitting upright on the seat.



ATVs - One Size Does NOT Fit All!

The U.S. Consumer Product Safety Commission, ATV Manufacturers and the Minnesota DNR Conservation Officers ask ATV owners not to let youth under the age of 16 operate adult size ATV's.

Allowing children to operate machines that do not “fit” their physical stature and strength is illegal and a primary cause of severe accidents and injuries. On ATV's designed for adults, children cannot maintain proper position or control without the risk of falling or being thrown from the machine.

SEAT CLEARANCE: There should be a minimum of three inches between operator and the ATV seat. Proper clearance enables the operator to maintain balance on the foot rests when riding over rough terrain. Maintaining balance prevents the operator from falling off or being thrown from the machine.



UPPER LEGS: While seated, the operator's upper legs should be horizontal (parallel to the ground).



ARM LENGTH: While seated on the machine and gripping the handle bar, there should be a distinct bend in the arm at the elbow. Without it there will not be sufficient reach to properly grip the handlebars when turning and riding.



HAND SIZE: With the hand gripping the handle bar, extend the fingers to the brake lever. The first joint of the index finger should extend beyond the brake lever. If it doesn't, then the hand is too small to safely operate the brake. Also, check to see that the arm length is sufficient to properly operate the brake lever and throttle while the handlebars are turned to the far left and right.



NO ROADS! Low pressure ATV tires are made for off-road use!

ATV Safety Training Requirements—Residents and Non-Residents

ATV safety training is recommended for everyone who operates an ATV.

An ATV Safety Certificate is required by law for certain youth to operate an ATV on public lands. Exception: An ATV safety certificate is not required for youth under 12 in organized contests on public lands or public waters. Youth under 12 may operate an ATV 90 cc or less, provided they ‘fit’ the machine (see pg 31) and are supervised by a person 18 or older.

The DNR ATV Safety Training Course covers: ATV familiarization, operating procedures, safety concerns, rules, regulations and environmental concerns. The course has two components: An ATV Safety Training CD; and an ATV Safety Training Class which includes classroom review, a final exam and a riding component. The minimum fee for the certification process is \$15.

- Persons age 12 through 15 are required to successfully complete the ATV Safety CD prior to taking an ATV Safety Training Class. An ATV Safety Certificate will be issued after both the ATV CD and the training class are successfully completed.
- ATV safety training is available to anyone 11 or older. Eleven year olds may take both components of the training, but the certificate will not be valid until they reach the age of 12.
- Persons under 16 years are required by law to have an ATV Safety Certificate before operating an ATV on public lands, frozen waters, public road rights-of-way, or state or grant-in-aid trails. Note: There is an exception for youth age 10 or 11 to operate an ATV, up to 90cc, on public lands or frozen waters if accompanied by parent or legal guardian.
- Anyone born after July 1, 1987 and who is 16 years or older must successfully complete the ATV Safety Training CD before operating an ATV on public lands, frozen waters, public road rights-of-way, or state or grant-in-aid trails.

The ATV Safety Training CD is available free of charge. There is a \$15 fee for the certification process. When attending an ATV Safety Class, additional fees may apply. Check with the class instructor. To obtain a CD, or for information about classes, call the DNR Information Center at 651-296-6157, toll free 1-888-646-6367; or the DNR Safety Training Program Office at 1-800-366-8917; or go to www.mndnr.gov/safety/vehicle/atv

NEW

Non-resident youth ages 12-15 may operate an ATV on public lands and waters or state/grant-in-aid trails if they have in possession proof of completing an ATV safety course offered by the ATV Safety Institute or another state and are accompanied by a person 18 years old or older who has a valid drivers license.



ATV General Operations

- A valid driver's license is required to operate an ATV on a road right-of-way.
- A driver's license is not required to operate an ATV on a designated trail that includes a road right-of-way.
- If your ATV is equipped with a headlight and taillight they must be on at all times.
- Operation on a township road: A person with a valid driver's license may operate an ATV on the far right-hand side of a township road, unless prohibited by local regulations. If traveling at a slower speed than other traffic on the township road, the ATV should be driven as close as practical to the right hand edge of the road.
- Operation of a Class 2 ATV is limited to:
 - state forest roads
 - shoulder or extreme right side of county roads and on the right side of township roads and city streets, if not prohibited by the road authority or other local laws, and with a valid driver's license
 - designated Class 2 trails.
- Class 2 ATVs may NOT be operated on the shoulder of a state trunk highway.
- A person with a valid driver's license may operate an ATV registered for private use and being used for agricultural purposes on a public right-of-way of a trunk, county, state aid, or county highway, if the ATV is on the extreme right side of the road. A left turn may be made if it is safe to do so.
- You may not drive a Class 1 ATV within the right-of-way, including the ditch, of a state or county road from April 1 to August 1 in the agricultural zone. (See definition on page 7.) This does not apply to a Class 1 ATV registered and used for agricultural purposes. Class 2 ATVs cannot operate in a ditch even with an agricultural registration.
- You may operate an off-highway vehicle on a bridge, a roadway shoulder, or the inside bank of a public road right-of-way if necessary to avoid obstructions to travel or **environmentally sensitive areas**. You must remain in the farthest right-hand lane, enter the roadway within 100 feet of the bridge, obstacle or area, and make the crossing without delay.
- Road authorities have the ability to restrict ATV operation on road rights-of-way and in ditches.
- You may not cross a bridge that is part of the traveled lanes of an interstate highway.
- You may not exceed 10 mph on the frozen surface of public waters within 100 feet of another person that is not on an ATV (including people that are fishing) or within 100 feet of a fish house or other shelter.
- Grant-in-aid snowmobile and non-motorized trails are closed to ATVs unless specifically allowed.
- ATVs may not be operated with a snorkel device that has a raised air intake six inches or more above the manufacturer's original air intake. Exception: ATVs with snorkel devices may be operated within the Iron Range OHV State Recreation Area and other designated public OHV recreation areas.
- You may not operate an ATV on controlled access/freeway portions of state highways. Watch for road design changes.



OFF-HIGHWAY MOTORCYCLE SECTION

OHM Youth Operators

It is unlawful for anyone in control of an OHM to allow it to be operated contrary to the following requirements.

AGE REQUIREMENT

Under 12	<ul style="list-style-type: none"> • May not make a direct crossing of a public road right-of-way • May not operate OHM on a public road or public road right-of-way • May not operate OHM on public lands or frozen public waters unless accompanied by a person 18 years of age or older • Must possess a valid OHM safety certificate to operate on public lands or frozen public waters • Must wear eye protection • Must wear an approved helmet when operating on public lands and frozen waters. • Operator participating in DNR permitted event not required to be accompanied by an adult.
Under 16	<ul style="list-style-type: none"> • Must possess a valid OHM safety certificate to operate on public lands or frozen public waters • May make a direct crossing of a public road (except an interstate highway) if accompanied by a person 18 years of age or older with a valid driver's license • Must wear eye protection • Must wear an approved helmet when operating on public lands, frozen waters, and public road rights-of-way.
16 and 17	<ul style="list-style-type: none"> • Must have a driver's license to operate an OHM on a public roadway, and the motorcycle must be licensed for highway use (A driver's license is not required on designated trails when the trail specifically includes the road right-of-way.) • Must wear eye protection • Must wear an approved helmet when operating on public lands, frozen waters, and public road rights-of-way.

Operators under 18 are required to wear a helmet when operating on public lands, waters, and road rights-of-way. See definition of an approved helmet on page 29.



Non-residents less than 16 years of age may operate an OHM on public lands or waters if they have in possession proof of completing an OHM safety course offered by the Motorcycle Safety Foundation or another state and are accompanied by a person 18 years old or older who has a valid driver's license.



OHM Safety Training Requirement

Persons under the age of 16 must successfully complete the OHM Safety Training Course before operating an OHM on public lands, frozen waters, public road rights-of-ways, or state or grant-in-aid trails. The course includes OHM familiarization, operating procedures, OHM laws, loading and towing procedures, ethics, safety hazards and environmental considerations.

There is no cost for the course, but students who successfully complete the CD training are issued a safety certificate for a \$5 fee.

For more information, or for a duplicate OHM safety certificate, call the DNR Information Center, Twin Cities 651-296-6157, toll-free 1-888-646-6367, or DNR Safety Training Program Headquarters 1-800-366-8917, or go to www.mndnr.gov/safety/vehicle/atv

OHM General Operations

- You may not operate an OHM in ditches, unless it is a trail designated for OHM use. OHMs registered for highway use may operate on roadways. See diagram on page 7.
- A valid driver's license with a motorcycle endorsement is required to operate anywhere on road rights-of-way including crossing roads. The only exception would be on portions of a designated trail that specifically include a road right-of-way.
- Your OHM must have a headlight, taillight, and brakes to be operated on a public road. The lights must be on while operating on a trunk, county, state aid, or county highway; or when crossing a public road right-of-way, one-half hour after sunset to one-half hour before sunrise; or in conditions of reduced visibility.
- You must wear eye protection when operating an OHM.
- You may not exceed 10 mph on the frozen surface of public waters within 100 feet of a person fishing or a fish house or other shelter.
- Sound levels for OHMs manufactured after 1986 may not exceed 96 decibels when operated on public lands.

Become a Member of
DISTRICT 23
 Over **150 ANNUAL EVENTS**
 with classes for ages **4 to 50+**
 and all abilities from
BEGINNER to EXPERT
ARMCA www.armca.org
Quad Harescramble **Quad Motocross**
Road Events **Harescrambles**
Dual Sport **Trail Rides**
Motocross **Dirt Track**
Enduro **Hillclimb**
 District 23 P.O. Box 33 Hastings, MN 55033
 651.998.0406 • d23armca@msn.com
 Paid Advertisement



OFF-ROAD VEHICLE SECTION

ORV Youth Operators

A person under 16 years of age may not operate an ORV. The owner of an ORV may not allow it to be operated by a person under 16 years of age.

ORV Education and Safety Training

An ORV environmental and safety training CD is available for persons 16 or older. The course covers ORV familiarization, operation procedures, law, towing procedures, ethics, safety hazards, and environmental considerations. It is not required by law to take the course, but it is highly recommended. The cost is \$15.00. For more information call the DNR Information Center, Twin Cities 651-296-6157, toll-free 1-888-646-6367, or DNR Safety Training Program Headquarters at 1-800-366-8917, or go to www.mndnr.gov/safety/vehicle/orv/index.html

ORV General Operations

- All ORV passengers and operators must wear seat belts.
- DNR strongly recommends passengers and operators wear approved helmets at all times. (See approved helmet information page 29.)
- A valid driver's license is required to cross roads. The only exception would be for those portions of a designated trail that specifically include a road right-of-way.
- ORVs are required to have lights on while crossing public roads one-half hour after sunset to one-half hour before sunrise, and during periods of reduced visibility.
- You may operate on state forest roads, trails, and lands as described on pages 19 - 23.
- You may not operate an ORV within the right-of-way of an interstate highway, or within a public road right-of-way, except on a designated trail.

ORV FREE ADMISSION DAY

On May 21, 2011, the Iron Range Off-Highway Vehicle Recreation Area will not require registration on any ORVs that visit the site. The free admission day falls on the third Saturday in May each year.

***NOTE:** The photos shown on the front cover of this booklet were taken at the Iron Range Off-Highway Vehicle Recreation Area.*

Now that's
what I call fun,
I don't care who
you are!

Ride the Range with

Larry

Your ATV Getaway Guide

Follow Larry and the Northern Traxx ATV Club
around the Iron Range for updates on trails, great
places to ride, and more at larry.ironrange.org.

Larry

Larry.ironrange.org
Iron Range Tourism Bureau

A Great Way to Getaway • 800-777-8497

EXPLORE
Minnesota
COM



ironrange.org
Iron Range Tourism Bureau

For lodging specials, FREE Getaway Guide
and information on Offroad Trails, call
800-777-8497 or visit ironrange.org.

Paid Advertisement

Hunting and ATVs

If you are one of the many hunters in the great state of Minnesota who enjoys accessing your favorite hunting location with an all-terrain vehicle (ATV), you are not alone! Using ATVs while hunting is a privilege, and the responsibility is yours to maintain the high quality and beauty of your hunting area. Being respectful of the landscape and wildlife around you is key to ensuring the next year's hunt, as well as that of future generations.

To find out more about the use of ATVs while hunting download *Hunting and ATVs* at www.mndnr.gov.

To request a hard copy, call the DNR Information Center.
1-888-MINNDNR (646-6367)

Hunting and ATVs

Your riding privileges
depend on YOU!

- State Forest riding opportunities
- OHV Gross Misdemeanor, operator privileges revoked, and vehicle forfeiture for violating certain laws
- Firearm/how transportation while hunting

