



## 2010 Transit Report

A Guide to  
Minnesota's  
Public Transit  
Systems



[www.dot.state.mn.us/  
transit/reports/  
transitreports/10](http://www.dot.state.mn.us/transit/reports/transitreports/10)

*Your Destination...Our Priority*



# 2010 Transit Report: A Guide to Minnesota's Public Transit Systems

Prepared by the Minnesota Department of Transportation with  
assistance from the Metropolitan Council in compliance with  
Minnesota Statute 174.247

Published by the Minnesota Department of Transportation, Office of Business  
and Support Services, Reprographic Services Unit, December 2010, St. Paul, Minnesota

## **Minnesota Department of Transportation**

Office of Transit

395 John Ireland Boulevard, MS 430

St. Paul, MN 55155

651.366.4191 (Telephone)

651.366.4192 (Fax)

This full report is available online at: [www.dot.state.mn.us/transit/reports/transitreports/10/](http://www.dot.state.mn.us/transit/reports/transitreports/10/). To request this document in an alternative format call 651-366-4718; 1-800-657-3774 (Greater Minnesota); 711 or 1-800-627-3529 (Minnesota Relay). You may also send an email to [bruce.lattu@state.mn.us](mailto:bruce.lattu@state.mn.us). Adequate notice is required.





Minnesota Department of Transportation  
395 John Ireland Boulevard  
Saint Paul, MN 55155

February 2011

Dear Citizens of Minnesota,

I am pleased to share with you the 2010 Transit Report for the State of Minnesota.

The report highlights transit accomplishments of the last year; lists ridership, financial and performance information; and provides a snapshot of every public transit organization in the state. Minnesota Statutes, Section 174.247 defines the required content of the report.

Minnesota's transit systems have achieved several notable accomplishments since the 2009 Transit Report:

- Construction began on four bus facilities in Greater Minnesota funded through the American Recovery and Reinvestment Act.
- The Central Corridor LRT project advanced to the construction phase as it moves toward its scheduled 2014 opening.
- A \$35 million Transportation Investment Generating Economic Recovery (TIGER) grant was secured to advance the rehabilitation of the St. Paul Union Depot into a multimodal transportation hub for trains, buses, automobiles, and bicycles.
- Public transit ridership in Greater Minnesota exceeded 11 million trips for the second year in a row.

Please review this report to learn more about Minnesota's public transit programs. The full 2010 Transit Report and additional information are also available on Mn/DOT's website: <http://www.dot.state.mn.us/transit/>

Sincerely,

A handwritten signature in black ink, reading 'Thomas K. Sorel'.

Thomas K. Sorel  
Commissioner

An Equal Opportunity Employer







# Table of Contents

## Annual Transit Report Legislation..... i

### State of the Industry

Introduction .....	1
Purpose of Annual Report.....	2
Factors Affecting Transit Trends in 2009 .....	2
<i>Economic Downturn</i>	
<i>American Recovery and Reinvestment Act</i>	
Federal and State Funding for Transit .....	3
<i>Federal Funding Programs</i>	
<i>State Funding Programs</i>	
<i>Looking Forward: 2010-2011 State Public Transit Assistance</i>	
<i>Continued Challenge of Financial Uncertainty</i>	
Major Accomplishments .....	6
<i>Federal Programs Support Local Transit Projects</i>	
<i>ARRA Funds Transit Capital Projects</i>	
<i>JARC and New Freedom</i>	
<i>Volunteer Driver Programs</i>	
<i>RTAP</i>	
<i>Greater MN Commuter Challenge</i>	
Planning for Future Needs .....	11
<i>Operating and Capital Funding Needs to Meet Future Transit Demand</i>	
Conclusion .....	13

### Greater Minnesota Fact Sheets

Albert Lea Transit.....	15
Arrowhead Transit.....	16
Austin-Mower County Area Transit.....	17
Becker County Transit .....	18
Benson Heartland Express .....	19
Brainerd & Crow Wing Public Transit.....	20
Brown County Heartland Express.....	21
Chisago-Isanti County Heartland Express .....	22
Cottonwood County Transit .....	23
Dawson Heartland Express .....	24
Duluth Transit Authority-Regular Route .....	25
Duluth Transit Authority-STRIDE .....	26
East Grand Forks Transit-Regular Route.....	27
East Grand Forks Dial-A-Ride.....	28
FAR North Public Transit .....	29
Faribault County Prairie Express .....	30
Faribault Flyer .....	31
Fosston Transit .....	32
Granite Falls Heartland Express .....	33
Grant County Alpha Transit .....	34
Hibbing Area Transit .....	35
Hubbard County Heartland Express .....	36
Kandiyohi Area Transit.....	37
La Crescent Apple Express .....	38
Le Sueur Heartland Express.....	39
Lincoln County Heartland Express.....	40

Mahnomen County Heartland Express.....	41
Mankato-Greater Mankato Transit System.....	42
Martin County Express .....	43
Meeker County Public Transit .....	44
Montevideo Transit .....	45
Moorhead Metropolitan Area Transit .....	46
Moorhead Metropolitan Area Transit Paratransit .....	47
Morris Transit.....	48
Murray County Heartland Express .....	49
Northfield Transit .....	50
Paul Bunyan Transit .....	51
Pine River Ride With Us Bus .....	52
Pipestone County Transit .....	53
Prairie Five Rides .....	54
Prairieland Transit .....	55
Rainbow Rider Transit .....	56
Red Lake Transit .....	57
Renville County Heartland Express.....	58
RiverRider Public Transit System.....	59
Rochester Public Transit-Regular Route .....	60
Rochester Dial-A-Ride.....	61
Rock County Heartland Express .....	62
St. Cloud Metro Bus-Fixed Route .....	63
St. Cloud Metro Bus-Dial-A-Ride .....	64
St. Peter Transit.....	65
SEMCAC Transportation .....	66
Steele County Area Transit .....	67
Stewartville Heartland Express.....	68
Three Rivers Hiawathaland Transit .....	69
Timber Trails Public Transit, Inc. ....	70
Trailblazer Transit.....	71
Transit Alternatives .....	72
Tri-CAP Transit Connection.....	73
Tri-Valley Heartland Express .....	74
Wadena County Friendly Rider Transit .....	75
Watonwan Take Me There .....	76
Western Community Action-Community Transit.....	77
Winona Transit Service .....	78

### Other Transit Fact Sheets

Jefferson Lines .....	79
Northstar Link Commuter Coach .....	80

### Metropolitan Area Fact Sheets

Anoka County Traveler .....	81
DARTS .....	82
Hastings TRAC .....	83
Hopkins Hop-A-Ride .....	84
H.S.I. Transporter .....	85
Lake Area Bus .....	86
Laker Lines .....	87
Maple Grove Transit .....	88

Metro Mobility .....	89
Metro Transit-Commuter and Light Rail .....	90
Metro Transit-Fixed Bus Routes .....	91
Metropolitan Council-Contracted Services.....	92
Minnesota Valley Transit Authority.....	93
Northeast Suburban Transit.....	94
Plymouth Metrolink .....	95
PRISM Express.....	96
Ramsey Star Express .....	97
Shakopee Transit.....	98
Smartlink Transit .....	99
Southwest Transit .....	100
University of Minnesota Transit.....	101

## **Elderly and Persons with Disabilities Capital Program**

Section 5310 Organizations .....	102-109
----------------------------------	---------

## **Financial Statistics**

2009 Total Operating Costs Summary.....	111
Greater Minnesota Transit Systems	
2009 Actual Operating Costs .....	112-114
2010 Estimated Operating Costs .....	115-117
2010 Estimated Capital Costs.....	118
Metropolitan Area Transit Systems	
2009 Actual Operating Costs .....	119
2009 Actual Capital Costs.....	120-123
2010 Estimated Operating Costs .....	124
Intercity Bus – 2009 Actual Costs	
2009 Actual Costs .....	125
2010 Estimated Costs .....	125
JARC/New Freedom Programs	
2009 Recipients .....	125-126

## **Operating Statistics**

2009 Ridership and Service Hours	
Summary.....	127
Greater Minnesota Transit Ridership ....	128-129
Greater Minnesota Transit Hours.....	130-131
Greater Minnesota Transit Indicators....	132-133
Twin Cities Metro Area Transit Ridership.....	134
Twin Cities Metro Area Transit Hours .....	135
Twin Cities Metro Area Transit Indicators ....	136

<b>Glossary .....</b>	<b>137-141</b>
-----------------------	----------------

## **Tables**

Table I	Transit Funding for 2010-2011 Biennium .....	5
Table II	2010 Federal Funding for MN Transit .....	7
Table III	Greater MN Volunteer Driver Program Statistics.....	10
Table IV	Cost of Meet 100% of Projected Transit Demand 2010-2015 .....	12
Table V	Cost to Meet 100% of Projected Transit Demand 2010-2030 .....	12
Table VI	Cost of Meet Legislative Targets: 2015 and 2025.....	13

The Transit Report has been published annually since 1983. Information is compiled by existing staff and the document is printed in-house and is also posted on the web. Tracked and reported per Minn. Stat. 3.197, the total cost for preparing the 2010 Transit Report, including Mn/DOT staff time and reproduction expenses, was \$16,860.64.

## Annual Transit Report Legislation – 174.247

From the Legislation	Location in 2010 Transit Report	Page
(a) By February 15 annually, the commissioner shall submit a report to the legislature on transit services outside the metropolitan area. The Metropolitan Council and any public transit system receiving assistance under section 174.24 shall provide assistance in creating the report, as requested by the commissioner.		
(b) The report must include, at a minimum, the following:		
(1) a descriptive overview of public transit in Minnesota;	State of the Industry – <i>Introduction</i>	1
(2) a descriptive summary of funding sources and assistance programs;	State of the Industry – <i>Factors Affecting Transit Trends in 2009,</i> <i>Federal and State Funding for Transit,</i> <i>Major Accomplishments</i>	2 3 6
(3) a summary of each public transit system receiving assistance under section 174.24;	Fact Sheets	15-109
(4) data that identifies use of volunteers in providing transit service;	State of the Industry – <i>Major Accomplishments</i>	6
(5) financial data that identifies for each public transit system and for each transit system classification under section 174.24, subdivision 3b:		
(i) the operating and capital costs;	Financial Appendix	110-125
(ii) each of the funding sources used to provide financial assistance; and	Financial Appendix	110-125
(iii) for federal funds, the amount from each specific federal program under which funding is provided;	State of the Industry – <i>Major Accomplishments</i> Financial Appendix	6 110-125
(6) a summary of the differences in program implementation requirements and aid recipient eligibility between federal aid and state sources of funds;	State of the Industry – <i>Federal and State Funding for Transit</i>	3
(7) in each odd-numbered year, an analysis of public transit system needs and operating expenditures on an annual basis, which must include a methodology for identifying monetary needs, and calculations of:		
(i) the total monetary needs for all public transit systems, for the year of the report and the ensuing five years;	State of the Industry – <i>Federal and State Funding for Transit,</i> <i>Planning for Future Needs</i>	3 11
(ii) the total expenditures from local sources for each transit system classification;	Financial Appendix	110-125
(iii) the comprehensive transit assistance percentage for each transit system classification, which equals (A) the expenditures identified under clause (7), item (ii), for a transit system classification, divided by (B) the amounts identified under subitem (A), plus the sum of state sources of funds plus federal funds provided to all transit systems in that classification; and	Financial Appendix	110-125
(iv) the amount of surplus or insufficient funds available for paying capital and operating costs to fully implement the greater Minnesota transit investment plan under section 174.24, subdivision 1a.	State of the Industry – <i>Federal and State Funding for Transit,</i> <i>Planning for Future Needs</i>	3 11



## Introduction

Minnesota's public transit systems provide transportation alternatives to driving alone and allow all citizens to participate fully in the state's communities and economy. Minnesota has a statutory goal to provide transit services to all counties in the state to meet the needs of transit users (Minnesota Statutes, Section 174.01). Transit services are funded through a financial partnership that includes local, state, and federal participation.

In Minnesota, state and federal funding for public transit systems is administered by the Metropolitan Council and the Minnesota Department of Transportation (Mn/DOT). In the seven-county Twin Cities metropolitan area, the Transportation Division of the Metropolitan Council is charged with planning, coordinating and administering transit services to meet the needs of Twin Cities residents. Mn/DOT's Office of Transit is responsible for administering financial assistance to public transit systems in Greater Minnesota, which includes all 80 counties outside the metropolitan area.

The Metropolitan Council's statutory transit goals are defined in Minnesota Statutes, Section 473.371:

- Provide, to the greatest feasible extent, a basic level of mobility for all people in the metropolitan area;
- Arrange to the greatest feasible extent for the provision of a comprehensive set of transit and paratransit services to meet the needs of all people in the metropolitan area;
- Cooperate with private and public transit providers to assure the most efficient and coordinated use of existing and planned transit resources; and
- Maintain public mobility in the event of emergencies or energy shortages.

The statutory purpose of Mn/DOT's Public Transit Participation Program is found in Minnesota Statutes, Section 174.21:

- Provide access to transit for persons who have no alternative mode of transit available;
- Increase the efficiency and productivity of public transit systems;
- Alleviate problems of automobile congestion and energy consumption and provide desirable land use where such activities are cost-effective;
- Maintain a state commitment to public transportation; and,
- Meet the needs of individual transit systems to the extent they are consistent with the other objectives stated above.



## Purpose of the Annual Report

This report is published on an annual basis to provide citizens and elected officials an overview of public transit services available in Minnesota. This annual report includes a fact sheet on every state-supported public transit system in Minnesota and highlights the following public transportation topics:

- Major accomplishments
- Financial and operational statistics
- Trends in levels of service, the cost of service, ridership, and funding

This report also serves to comply with the terms of Minnesota Statutes, Section 174.247 requiring that Mn/DOT annually analyze, compile, and publish financial information for state-supported transit systems. The chart on page i itemizes specific statutory guidelines for the Transit Report and indicates which sections meet the requirements of this legislation.

## Factors Affecting Transit Trends in 2009

### *Economic Downturn*

Before presenting transit trends and performance results for 2009, it is important to reflect on external factors that influenced these outcomes. The financial recession of 2009 had a notable impact on transit system budgets and operating demands. Increased budget pressure on local, regional, and state sources reduced available revenue among transit systems as they struggled to maintain levels of service. In a national survey conducted in May 2009 by the American Public Transit Association, over 80 percent of public transit systems surveyed reported flat or decreased local and/or regional funding, indicating that the effects of budget pressures are widespread.<sup>1</sup>

Ridership levels also impact transit revenue. Nationally, public transit ridership declined 3.8 percent in the first nine months of 2009 compared to record levels during the same period in 2008. Minnesota ridership statistics reflect national trends. Overall in Minnesota, ridership declined 6 percent to 100.0 million rides in 2009 over 2008's record high of 105.9 million rides. High unemployment rates resulted in fewer transit trips to work, a major component of ridership on Minnesota's fixed route bus systems. At the same time, ridership increased on Minnesota's ADA complementary paratransit systems. This significantly impacts system budgets because per passenger operating costs for paratransit services are much higher than for other transit services, though per passenger farebox returns are comparable. The two trends of decreased commuter ridership and increased paratransit ridership limit the degree to which farebox revenues offset operational costs on Minnesota transit systems.

<sup>1</sup> American Public Transit Association, 2009

[www.apta.com/resources/reportsandpublications/Documents/constraints\\_09.pdf](http://www.apta.com/resources/reportsandpublications/Documents/constraints_09.pdf)



2009 ridership increased by 3 percent on Duluth STRIDE, a complementary paratransit system.

## ***American Recovery and Reinvestment Act***

Though budget contraction is a concern among Minnesota's public transit providers, stimulus funding from the American Recovery and Reinvestment Act (ARRA) alleviated some short-term financial pressure on the systems. Unlike typical federal capital funding, ARRA funding did not require that recipients provide local match dollars to be eligible for funds. This expedited states' use of this federal funding opportunity and allowed states to take full advantage of available dollars. In Minnesota, many vehicle purchases originally planned for 2010 were made in 2009 to make use of available ARRA funds (See page 8 for specific purchases). This helped Mn/DOT achieve its performance target requiring that 80 percent of the Greater Minnesota public transit bus fleet be within its active lifecycle. As a result, the number of Greater Minnesota bus purchases in 2010 was quite low, not due to lack of funding but because most eligible buses had already been replaced.

## **Federal and State Funding for Transit**

While national trends influence local transit budgets, federal and state funding levels most directly impact the size of transit system budgets. To help constituents identify how these funds are used, Minnesota Statutes, Section 174.247 (b) (6) requires that the annual Minnesota Transit Report include: "a summary of the differences in program implementation requirements and aid recipient eligibility between federal aid and state sources of funds." The following two sections outline how federal and state funding mechanisms are applied toward Minnesota public transit.

### ***Federal Funding Programs for Public Transit***

Urbanized areas, defined by the U.S. Census as places with populations greater than 50,000, are eligible to receive Federal Transit Administration (FTA) **Section 5307 Urbanized Area Formula** program funds. Each of Minnesota's seven eligible metropolitan areas receives these funds. The Section 5307 program allows areas with populations less than 200,000 to spend funds on capital, planning and operating; Fargo-Moorhead, Grand Forks-East Grand Forks, La Crosse-La Crescent, Rochester, Duluth, and St. Cloud receive these funds. For areas with populations greater than 200,000, federal assistance is available for capital and planning funds only. The seven-county Twin Cities metropolitan area falls in this funding category.

All Section 5307 funds are received directly by metropolitan areas as grants from the FTA. As direct recipients of federal funds, metropolitan areas are directly responsible to the FTA for compliance with federal laws and regulations.



2009 Minnesota  
Public Transit  
Ridership

100 million  
passenger trips

88.9 million  
passenger trips - Twin  
Cities Metropolitan  
Area

11.1 million  
passenger trips -  
Greater Minnesota

Rural and small urban areas, defined by the U.S. Census as places with populations less than 50,000, are eligible for **Section 5311 Non-urbanized Area Formula** program funds. Eligible recipients include states or registered tribes. In 2009, 54 subrecipients received funds administered by Mn/DOT; eligible recipients include local government authorities, non-profit organizations, or operators of public transportation or intercity bus service. This program supports transit systems in both Greater Minnesota and in rural areas of the seven-county Twin Cities metropolitan area that have populations less than 50,000. These funds are available for transit capital and operating assistance.

As the direct federal recipient of all Section 5311 funds, Mn/DOT solicits applications for funding, selects recipients, and enters into grant contracts with recipients. Mn/DOT is responsible for monitoring federal regulatory compliance by all Section 5311 recipients in Greater Minnesota and the Twin Cities metropolitan area.

**State Funding Programs for Public Transit**

State funding for public transit is appropriated from the General Fund and from a percentage of Motor Vehicle Sales Tax (MVST) revenue. The Metropolitan Council administers a portion of these funds to provide transit service in the seven-county Twin Cities metropolitan area. The Minnesota Department of Transportation administers the remaining portion of these funds to provide public transit services outside the seven-county Twin Cities metropolitan area.

Mn/DOT disburses funds for Greater Minnesota transit through the **Public Transit Participation Program**. Greater Minnesota public transit providers apply annually for funding that may be used for operating, capital and planning activities. Eligibility is determined by Minnesota Statutes, Section 174.24, which states that any legislatively established public transit commission or authority, any county or statutory or home rule charter city providing financial assistance to or operating public transit, any private operator of public transit, or any combination thereof is eligible to receive financial assistance through the Public Transit Participation Program.

State law requires local participation in the funding of state transit services. A statutory fixed-share funding formula sets a local share of operating costs by system classification as follows:

Elderly and Disabled	15%
Rural (population less than 2,500)	15%
Small Urban (population 2,500-50,000)	20%
Urbanized (population more than 50,000)	20%

State and federal funding for public transit covers the remaining 80 or 85 percent of operating costs awarded through the Public Transit Participation Program.



## Looking Forward: 2010-2011 State Public Transit Assistance

The level of service that Minnesota transit systems can provide is closely tied to the amount of subsidy provided by the state. In 2009, state subsidies covered approximately 58 percent of transit system costs. State funding for transit is determined by the Minnesota Legislature, which appropriates transit funding from the General Fund on a biennial basis and sets the percentage of MVST revenue dedicated to public transit. For fiscal years 2010 and 2011, the legislature appropriated a total of \$148,624,000 from the General Fund for public transit in both Greater Minnesota and the Twin Cities Metropolitan Area. In addition, an estimated \$350,236,000 in MVST revenues will be used for public transit during the biennium. Table I illustrates state transit funding for the 2010-2011 biennium.

**Table I. Transit Funding for 2010-2011 Biennium (dollars in thousands)**

	2010	2011	Total
<b>Greater MN Transit</b>			
Public Transit Assistance (General Fund)	\$ 17,252	\$ 11,617	\$ 28,869
Greater MN Transit Account (MVST)*	\$ 20,857	\$ 19,147	\$ 40,004
<i>Greater MN Total</i>	<i>\$ 38,109</i>	<i>\$ 30,764</i>	<i>\$ 68,873</i>
<b>Metro Area Transit</b>			
Public Transit Assistance (General Fund)	\$ 65,436	\$ 43,971	\$109,407
Metro Area Transit Account (MVST)*	\$141,920	\$168,312	\$310,232
LRT Operations (General Fund)	\$ 5,174	\$ 5,174	\$ 10,348
<i>Metro Area Total</i>	<i>\$212,530</i>	<i>\$214,457</i>	<i>\$429,987</i>
<b>Statewide Total</b>	<b>\$250,639</b>	<b>\$248,221</b>	<b>\$498,860</b>
*FY 2011 figure is per Minnesota Management and Budget Forecast, November 2010.			

## Continued Challenge of Financial Uncertainty

The reduction in General Funds available for transit in 2011 compared to 2010 reflects budget balancing efforts caused by the poor economy. Greater Minnesota transit's General Fund appropriation was reduced from its base level of \$17.261 million once for Fiscal Year (FY) 2010 and three different times for FY 2011. The 2010 special session budget balancing bill reduced the FY 2010 General

## Who are Greater Minnesota transit riders?

A 2010 onboard survey conducted on all Greater Minnesota public transit systems found the following:

- 62 percent of respondents have household incomes less than \$20,000.
- 51 percent of respondents do not have a driver's license.
- Over 50 percent of respondents ride transit at least five days a week and 86 percent ride at least twice a week.

*The Minnesota Public Transit Association annually honors colleagues and public officials for delivering excellent transit service. 2010 winners were:*

National Friend of Transit,  
**Congressman Tim Walz**, 1<sup>st</sup> Congressional District

Friend of Transit,  
**Representative Frank Hornstein**, MN House of Representatives

Distinguished Career,  
**Kris Barrett**, DARTS

Transit Professional of the Year, **Jim Heilig**, Duluth Transit Authority

Management Innovation,  
**Minnesota Valley Transit Authority & University of Minnesota ITS Institute**

Minnesota Bus Operator of the Year, **Duane Duffer**, St. Cloud Metro Bus

Transit System of the Year, **University of Minnesota Parking & Transportation Services**

Fund appropriation by \$9,000. The FY 2011 General Fund appropriation was reduced by: \$2.5 million to balance an extra \$2.5 million appropriated in FY 2009; \$1.685 million in a 2010 regular session budget balancing bill; and \$1.459 million by a 2010 special session budget balancing bill. A new base level of \$16.292 million was set for FY 2012 and 2013.

Metro Area transit's General Fund appropriation was reduced from its base level of \$66.942 million for bus transit and \$5.293 million for rail operations once for FY 2010 and twice for FY 2011. The 2010 special session budget balancing bill reduced the FY 2010 General Fund appropriation by \$1.506 million for bus transit and \$0.119 million for rail operations. The FY 2011 General Fund appropriation was reduced by: \$12.915 million for bus transit in a 2010 regular session budget balancing bill; and \$10.056 million for bus transit and \$0.119 million for rail operations by a 2010 special session budget balancing bill. New base levels of \$59.796 million for bus transit and \$5.174 million for rail operations were set for FY 2012 and 2013.

MVST revenues dedicated to transit helped offset some of the reductions in General Fund appropriations. The amount of total MVST revenue is determined by motor vehicle sales. The percentage of these revenues dedicated toward public transit is set by the Minnesota Legislature. Greater Minnesota transit received approximately 4.75 percent of MVST revenues in FY 2010 and will receive approximately 4.00 percent in FY 2011 and in future years. Metro Area transit received approximately 31.5 percent of MVST revenues in FY 2010 and will receive approximately 35.25 percent in FY 2011 and 36.00 percent in future years.

Minnesota Management and Budget's November 2010 forecast projects that total MVST revenues will increase in 2011. With the currently assigned percentages, this will result in a slight decrease in MVST revenues for Greater Minnesota transit and an increase for metro area transit in 2011. For transit systems to maintain current service levels, transit funding must increase at the same rate as inflation. To provide more transit service in the future, even greater increases in funding are needed. Recent years suggest that future General Fund appropriations toward transit will remain static or decrease. MVST funding will be a determining factor in transit systems' ability to maintain or expand levels of service in the future.

## Major Accomplishments

### ***Federal programs support local transit operating and capital projects***

Section 5307 and 5311 programs constitute the majority of federal transit funding in Minnesota and provide operating and capital support through formula grants to large urban, small urban, and rural areas. In total, 2010 federal fiscal year funding through Section 5307 and 5311 programs provided almost \$70 million to assist public transportation in Minnesota. Other federal programs focus on specialized services, such as the Section 5310 formula grants for elderly individuals and


individuals with disabilities. In addition, Capital Investment Grants and the Surface Transportation Program funded construction of the Duluth Transfer Facility in Greater Minnesota and the Cedar Avenue Bus Rapid Transit project in the Twin Cities.

Table II depicts federal transit funding utilized by Minnesota transit systems and the total dollars provided by each program in federal fiscal year 2010. In addition, Mn/DOT received \$1,945,000 in Transportation Investments for Greenhouse Gas and Energy Reduction Economic Stimulus Funds through the American Recovery and Reinvestment Act of 2009. These were awarded after publication of the 2009 Transit Report and are noted here for documentation purposes.

**Table II. 2010 Federal Funding for Minnesota Transit**

Number of Program	Total Dollars	Program Description
<b>5307</b>	\$57,048,922	<b>Urbanized Area Formula Program:</b> Operating and capital assistance for public transportation in urban areas (including Duluth, East Grand Forks, La Crescent, Moorhead, Rochester, St. Cloud, and Metropolitan Twin Cities)
<b>5309</b>	\$27,868,818	<b>Capital Program:</b> Discretionary capital assistance for major capital needs
<b>Flexible Funds - FHWA</b>	\$21,789,771	<b>Congestion Mitigation and Air Quality (CMAQ):</b> Funding for transit capital projects
<b>5311</b>	\$12,704,164	<b>Non-urbanized Area Formula Program:</b> Capital and operating funding for small urban and rural areas; includes intercity bus transportation
<b>Flexible Funds – FHWA</b>	\$6,201,312	<b>Surface Transportation Program (STP):</b> Funding for transit capital projects
<b>5310</b>	\$2,005,339	<b>Elderly Individuals and Individuals with Disabilities Capital Program:</b> Capital assistance grants for organizations that serve elderly and/or persons with disabilities
<b>5316</b>	\$1,812,248	<b>Job Access &amp; Reverse Commute Formula Program:</b> Funding for projects that transport welfare recipients and low-income individuals to employment
<b>5303</b>	\$1,314,883	<b>Metropolitan Transportation Planning Program:</b> Planning activities and technical assistance for public transit services
<b>5317</b>	\$1,197,871	<b>New Freedom Formula Program:</b> Funding for projects that go beyond ADA required for persons with disabilities
<b>5304</b>	\$262,817	<b>State Transportation Planning Program:</b> Planning activities, technical studies, cooperative research
<b>5311(b)(3)</b>	\$179,987	<b>Rural Transit Assistance Program:</b> Funding for research, training, technical assistance for transit operators in non-urbanized areas

Minnesota Section 5307 and 5311 formula programs received almost \$70 million in federal support in 2010.



The Metropolitan Council purchased 9 new hybrid buses using ARRA funds allocated through the TIGGER program.

### ***American Recovery and Reinvestment Act funds transit capital projects***

During his March 2010 speech at the New Flyer Bus manufacturing plant in St. Cloud, Vice President Joe Biden pledged that \$7.4 billion from the recently passed economic stimulus bill would be devoted to transit, helping public entities purchase new transit buses and stimulating growth in bus manufacturing. In Minnesota, the American Recovery and Reinvestment Act (ARRA) provided funding for a number of new projects. These include:

- 72 buses purchased for transit systems in Greater Minnesota and non-urbanized areas of the Twin Cities metro
- 8 hybrid buses purchased for Greater Minnesota transit systems (Transit Investments for Greenhouse Gas and Energy Reduction)
- 7 buses purchased for inter-city bus service
- 108 buses purchased for Twin Cities metro transit systems
- 9 hybrid buses purchased for Twin Cities metro transit systems (Transit Investments for Greenhouse Gas and Energy Reduction)
- 4 bus facilities for Trailblazer, AMCAT, Paul Bunyan, and Three Rivers transit systems

In addition, Mn/DOT awarded \$600,000 of ARRA Transit System Technology Enhancement funds to Arrowhead Transit and Meeker County Transit. Arrowhead Transit will use funds to purchase new software that streamlines vehicle dispatching to more efficiently provide rides across a large geographic area. Meeker County Transit is collaborating with five other agencies to consolidate software costs and increase systems' capability for coordination with its funds. By using ARRA funds to improve transit infrastructure, Mn/DOT hopes to ensure transit providers are well positioned to meet increasing demands for public transit in the future.

### ***Job Access Reverse Commute connects workers to jobs and New Freedom enhances mobility***

2009 was the second year of operation for Job Access and Reverse Commute (JARC) and New Freedom projects in Minnesota. The JARC program helps low-income workers access entry-level jobs, often located in suburbs with limited transit access. New Freedom funds are meant to help persons with disabilities access employment opportunities. Twelve entities in Greater Minnesota received JARC and New Freedom funding in 2009. These projects demonstrate significant maturity of services since the programs' initiation in 2008. In 2009, the program's portfolio in Greater Minnesota expanded from small capital investments and small urban transit systems to include rural operating assistance, mobility management programs, and travel training. Project highlights of 2009 include:

- Vine Faith in Action in Mankato developed a mobility management program to improve access and connections for people with disabilities whose work schedules or destinations are not served by Mankato's regular route service. The program uses volunteer drivers, taxis, and its own accessible vehicle. (New Freedom)



- Arrowhead Transit provides service in one of the largest and most dispersed transit regions in Minnesota. Arrowhead Economic Opportunity Agency Rural Rides, a mobility management project, connected low-income employees with employment centers using an internet based data tracking system. (JARC)
- Tri-Valley Transit developed three rural bus commuter routes spanning over 25 miles between East Grand Forks and Crookston Industrial Park. (JARC)
- St. Cloud Metrobus' Sunday Service program provided fixed route service on Sundays when only community Dial-A-Ride service existed previously. The community has not had service on Sundays since the 1970s. Sunday ridership in 2009 was 19,191. (JARC)

In the Metro Area, nine entities received JARC or New Freedom funding. Highlights from 2009 include:

- Minneapolis and St. Paul used their funding to install Accessible Pedestrian Signals at intersections with major transit stops. These signals are designed to beep and speak to alert a pedestrian with a visual disability when it is safe to cross the street. (New Freedom)
- Emerge Inc. and Rise Inc. used funding toward demand-responsive van service to provide rides to work for individuals at dozens of metro area employers. (JARC)

### ***Volunteer driver programs augment public transit service in rural Minnesota***

Several Greater Minnesota transit systems supplement their public transit services with individual rides provided by volunteers. While Table III shows that volunteer drivers are a small component of public transit service, volunteers provide a valuable service transporting passengers to regional destinations when demand is too low to warrant use of a bus.

**Table III. 2009 Greater MN Public Volunteer Driver Program Statistics**

<b>Public transit systems that operate public volunteer driver programs</b>	16
<b>Passengers Served</b>	50,600
<b>Miles Travelled</b>	1,577,687

The following are examples of services provided by public transit volunteers in 2009.

- Paul Bunyan Transit used its public volunteer driver program to transport passengers from Bemidji to the Fargo-Moorhead area.

### **Number of Minnesota Public Transit Systems (2009)**

59 in Greater Minnesota

23 in the Twin Cities Metropolitan Area

1 Commuter Coach route (Northstar)

1 Light Rail system (Hiawatha)



Firefighters demonstrate a bus fire at the Bus Rodeo. In addition, drivers competed in real life driving simulations. 2010 winners are listed below.

**Large Bus Winners**

1<sup>st</sup> Place: Marshall  
Freeman, Metro Transit

2<sup>nd</sup> Place: Bob  
Braegelmann, St.  
Cloud Metro Bus

3<sup>rd</sup> Place: Aaron  
Marshall, St. Cloud  
Metro Bus

**Small Bus Winners:**

1<sup>st</sup> Place: Fausto  
Camb, Metro Mobility

2<sup>nd</sup> Place: Alan  
Altepeter, Tri-Valley  
Heartland Express

3<sup>rd</sup> Place: Jeffrey  
Iceman, Red Lake  
Transit

**Driver's Choice Award:**

Deonna Banks,  
Smartlink Transit

- Arrowhead Transit substitutes volunteer drivers for buses when the number of passengers desiring transit between Ely and Virginia is too low to warrant use of a bus. When fewer than five passengers request this ride, the transit system uses a volunteer driver to complete the trip rather than pay the cost of operating a bus.
- Western Community Action-Community Transit operates one of the most robust volunteer driver programs in the state, transporting passengers from southwestern Minnesota to the Twin Cities several times a week.

***RTAP encourages delivery of safe and effective public transportation***

Minnesota's Rural Transit Assistance Program (RTAP) actively coordinates with and utilizes resources from the National RTAP program. National RTAP develops materials that are useful to transit operators for both practical operation and policy development. In 2009 Minnesota RTAP distributed the "Scheduling and Dispatching: Training Package for Rural Transit Systems" to all Greater Minnesota transit systems.

An annual highlight of Minnesota's RTAP is the Minnesota Statewide Bus Rodeo. The training component of the 2010 Rodeo focused on emergency evacuation during bus fires. Though rare, fires do occur on transit buses and it is important that drivers understand how quickly they spread. This year, Alexandria fire fighters joined with staff from Rodeo host, Rainbow Rider, to demonstrate proper procedures for emergency bus evacuation. Afterward, the fire department started a fire in a retired bus to demonstrate how quickly flames can engulf the vehicle. Less than eleven minutes elapsed between the flame's ignition until the fire department had completely extinguished the fire. The bus had been completely burned and destroyed. Bus Rodeo attendees appreciated this unique training opportunity to witness the urgency of a bus fire first hand and to practice emergency evacuation techniques should one occur.

***Greater Minnesota Commuter Challenge promotes alternative transportation options***

The Greater Minnesota Rideshare program is funded by the Federal Highway Administration and promotes alternatives to driving alone such as carpooling, vanpooling, walking, transit and telecommuting. The program offers technical assistance to employers and employees in Greater Minnesota to support these initiatives. In 2009, Mn/DOT developed an on-line registration site for the Greater Minnesota Commuter Challenge "Try It." Transit systems in Sauk Centre, Melrose, Little Falls, Duluth, and Rochester promoted the site and added over 30 new registrants. Registration continued to increase in 2010 as the site gained customer recognition.

## Planning for Future Needs

### ***Operating and Capital Funding Needs to Meet Future Transit Demand***

Mn/DOT is committed to improving mobility and accessibility for Minnesota citizens through promotion of mass transit. In 2010, Mn/DOT conducted the Greater Minnesota Transit Investment Plan to project future need for transit services in Greater Minnesota and estimate the cost of providing additional services to reduce unmet need. The findings of the Greater Minnesota Transit Investment Plan will help decision makers prepare for growing transit demand and increase public understanding of Mn/DOT's priorities for future transit investment.

Minnesota Statutes, Section 174.24 requires that the plan include the following topics:

- an analysis of ridership and total transit service needs throughout Greater Minnesota;
- a calculation of the level and type of service required to meet total transit service needs;
- an analysis of costs and revenue options;
- a plan to reduce unmet transit service needs;
- identification of the operating and capital costs necessary to meet 100 percent of the Greater Minnesota transit targeted and projected bus service hours, as identified in the Greater Minnesota transit plan, for 2010, 2015, 2020, 2025, and 2030.

Plan findings indicate that Greater Minnesota transit systems currently provide enough service hours to meet about 60 percent of total need. Table IV depicts projected costs to meet 100 percent of transit service need in Greater Minnesota between 2010 and 2015.

**Table IV. Cost (in Millions) to Meet 100% of Projected Transit Demand 2010-2015**

	2010	2011	2012	2013	2014	2015
Operating Cost	\$103.7	\$108.6	\$113.5	\$118.4	\$123.3	\$128.1
Capital Cost - Vehicle Replacement	--	\$9.5	\$9.7	\$10.0	\$10.4	\$10.6
Capital Cost - Addtl Vehicles	\$33.5	\$1.3	\$1.3	\$1.4	\$1.4	\$1.5
<b>Total</b>	<b>\$137.2</b>	<b>\$119.4</b>	<b>\$124.5</b>	<b>\$129.8</b>	<b>\$135.1</b>	<b>\$140.2</b>

Vehicle replacement costs through 2010 are accounted for under current funding programs. The 2010 new vehicle capital cost value represents the fleet required to fully close the gap between current levels of service and new service required to meet 100 percent of estimated needs. Values in subsequent years represent the fleet required to meet new levels of need to serve the expanding population.



The complete Greater Minnesota Transit Investment Plan is available for download:

[www.dot.state.mn.us/transit/reports/investmentplan/](http://www.dot.state.mn.us/transit/reports/investmentplan/)

Between 2010 and 2030, Mn/DOT projects that transit need will grow from 18.1 million to 22 million passenger trips per year. To serve all of these trips, Greater Minnesota transit systems would need to provide 1.8 million hours of service in 2010 and increase to 2.2 million hours of service in 2030. Table V illustrates these figures and the total funds required to provide this additional transit service.

**Table V. Cost to Meet 100% of Projected Transit Demand 2010-2030 (in Millions)**

	2010	2015	2020	2025	2030
Total Passenger Demand	18.1	18.8	20.2	20.9	22.0
Service Hours to Meet Demand	1.8	2.0	2.1	2.1	2.2
Annual Operating Cost	\$103.7	\$128.1	\$153.8	\$183.4	\$216.9
Capital Cost - Vehicle Replacement (five-year totals)	--	\$50.2	\$57.9	\$66.7	\$76.6
Capital Cost - Additional Vehicles (five-year totals)	\$33.5	\$6.9	\$4.3	\$4.6	\$4.4
<b>Total Costs</b>	<b>\$137.2</b>	<b>\$185.2</b>	<b>\$216.0</b>	<b>\$254.7</b>	<b>\$297.9</b>

Without increases to future funding, Greater Minnesota transit systems will not be able to sustain or expand the number of service hours currently provided. The Minnesota State Legislature asked Mn/DOT to identify the cost of meeting 80 percent of transit need by 2015 and 90 percent of transit need by 2025. Table VI depicts the gap between projected revenues for transit and funds needed to meet this goal.

**Table VI. Cost to Meet Legislative Targets: 2015 and 2025**

	2015 (80% of Total Need)		2025 (90% of Total Need)	
	Capital	Operating	Capital	Operating
<b>Revenues required to meet legislative targets</b>	<b>\$45.7</b>	<b>\$102.5</b>	<b>\$64.2</b>	<b>\$165.1</b>
<b>Projected Revenues</b>				
Federal STP funds	\$3.0	-	\$3.0	-
5307 Capital funds	\$3.1	-	\$3.1	-
Federal and state operating subsidies	-	\$55.6	-	\$55.6
<b>Gap between required and projected revenues</b>	<b>\$39.6</b>	<b>\$46.9</b>	<b>\$58.1</b>	<b>\$109.5</b>
Gap paid by local share*	\$9.1	\$17.7	\$12.8	\$18.9
<b>Federal and state funding gap</b>	<b>\$30.5</b>	<b>\$29.2</b>	<b>\$45.3</b>	<b>\$90.6</b>

\*Local share for capital expenditures is 20%. Local share for operating expenditures is estimated at 17.3% statewide.



Should future funding increase, Mn/DOT's highest priority for Greater Minnesota service expansion is to establish service in locations without any existing public transit. Assuming all eligible locations are served by public transit, Mn/DOT's top priorities for service expansion include:

- Expanding service hours in the morning and night to serve more trips.
- Expanding multi-county services to link more communities.
- Providing service on more days of the week.
- Expanding service frequencies and coverage.
- Expanding service to provide consistent levels of service statewide.

## **Conclusion**

As we look to the future, public transportation will be increasingly important in helping citizens access economic and social opportunity in their communities. As population growth and environmental considerations create even greater demands on public transit, Mn/DOT strives to make access to quality public transit systems available to citizens statewide. To assure that Minnesota is at the forefront of future transit strategies and financing, Mn/DOT will work proactively toward its mission to provide the highest quality, dependable multimodal transportation system.

This page intentionally left blank.

# ALBERT LEA TRANSIT (ALT)



**Contact:** Garry Hart  
**Title:** Support Services Manager  
**Address:** 2205 Myers Road  
**City State Zip:** Albert Lea, MN 56007  
**Telephone:** 507.379.1111  
**Fax:** 507.379.9860  
**E-mail:** [ghart@cedarvalleyservices.org](mailto:ghart@cedarvalleyservices.org)  
**Website:** [www.albertleatransit.org](http://www.albertleatransit.org)



## 2009 Highlights

- Purchased one new bus with a Transit Capital Assistance ARRA grant.
- Increased ridership.
- Hosted Bus Rodeo.
- Met budget.

## System Snapshot

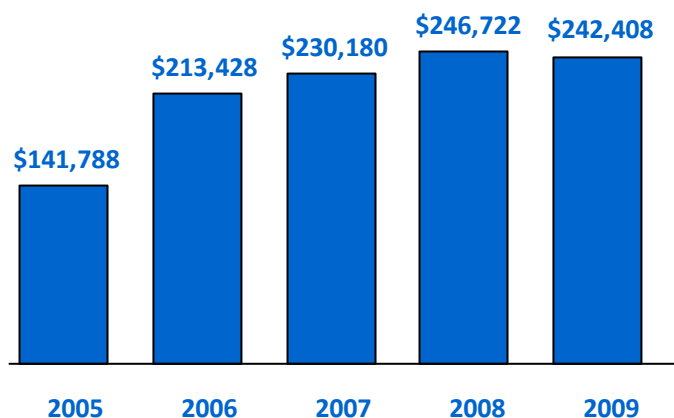
**Legal Name:** Cedar Valley Services, Inc.  
**Type of Government:** Non-Profit  
**Area Served:** City of Albert Lea  
**Legislative District:** 27A  
**Congressional District:** 1

## System Characteristics

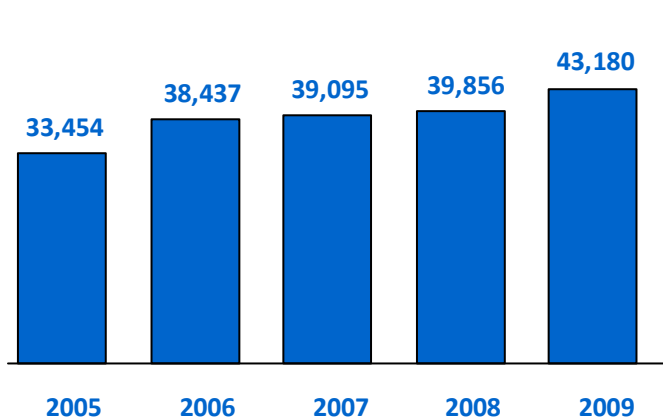
**Vehicles:** 3 Class 300  
**Service Type:** Route Deviation, Dial-A-Ride and Subscription  
**Funding Class:** Small Urban  
**Service Hours:**  
**Monday - Friday** 7:00 a.m.-4:30 p.m.  
**Saturday - Sunday** No Service  
**Base Fare:** \$1.50

## System Data

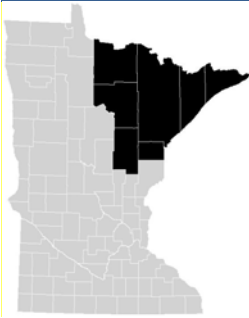
### Operating Costs



### Ridership



# ARROWHEAD TRANSIT



**Contact:** Jack Larson  
**Title:** Transit Director  
**Address:** 702 – 3<sup>rd</sup> Avenue South  
**City State Zip:** Virginia, MN 55792  
**Telephone:** 218.741.0724 Ext. 107  
**Fax:** 218.741.5715  
**E-mail:** [jack.larson@aeoa.org](mailto:jack.larson@aeoa.org)  
**Website:** [www.arrowheadtransit.com](http://www.arrowheadtransit.com)



## 2009 Highlights

- Surpassed 500,000 rides.
- Purchased 15 new buses with a Transit Capital Assistance ARRA grant.
- Launched new website.
- Started selling advertising on windows of buses.

## System Snapshot

**Legal Name:** Arrowhead Economic Opportunity Agency  
**Type of Government:** Community Action Program (CAP)  
**Area Served:** Aitkin, Carlton, Cook, Itasca, Koochiching, Lake and St. Louis Counties  
**Legislative Senate District:** 03, 04, 05, 06, 07 and 08  
**Legislative House District:** 03A, 03B, 04A, 05A, 05B, 06A, 06B, 07A, 07B and 08A  
**Congressional District:** 8

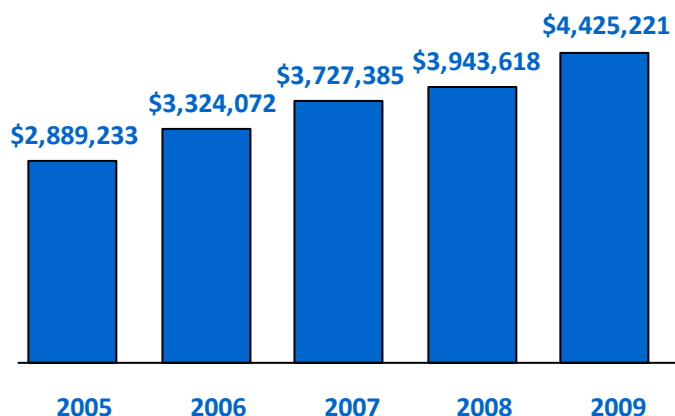
## System Characteristics

**Vehicles:** 12 Class 400 and 68 Class 500  
**Service Type:** Route Deviation, Dial-A-Ride and Route Guarantee  
**Funding Class:** Rural

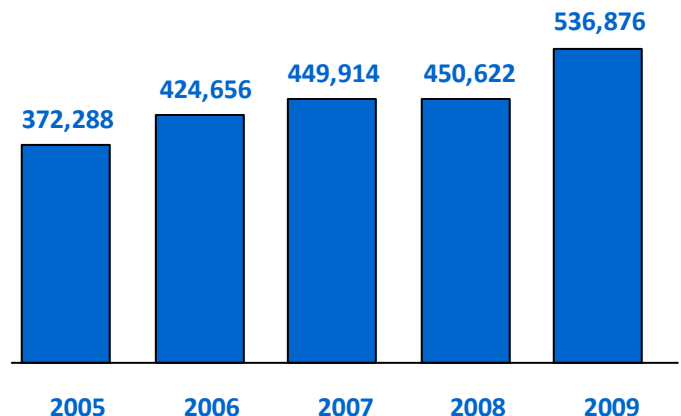
**Service Hours:**  
**Monday - Friday** 6:00 a.m.-8:00 p.m.  
**Saturday** 9:00 a.m.-6:00 p.m.  
**Sunday** 8:00 a.m.-4:00 p.m.  
**Base Fare:** \$1.25

## System Data

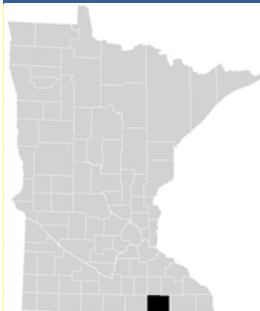
### Operating Costs



### Ridership



# AUSTIN-MOWER COUNTY AREA TRANSIT (AMCAT)



**Contact:** Craig Oscarson  
**Title:** County Coordinator  
**Address:** 201 – 1<sup>st</sup> Street N.E.  
**City State Zip:** Austin, MN 55912  
**Telephone:** 507.437.9459  
**Fax:** 507.437.9458  
**E-mail:** [coscarson@co.mower.mn.us](mailto:coscarson@co.mower.mn.us)  
**Website:** [www.amcattransit.org](http://www.amcattransit.org)



## 2009 Highlights

- Secured \$250,000 ARRA grant to remodel transit facility.
- Added Rainbow route to address preschool needs within the community.
- Reduced cost per ride from prior year.
- Purchased two new buses with a Transit Capital Assistance ARRA Grant.

## System Snapshot

**Legal Name:** AMCAT Joint Powers Board  
**Type of Government:** County  
**Area Served:** City of Austin and Mower County  
**Legislative Senate District:** 27  
**Legislative House District:** 27A and 27B  
**Congressional District:** 1

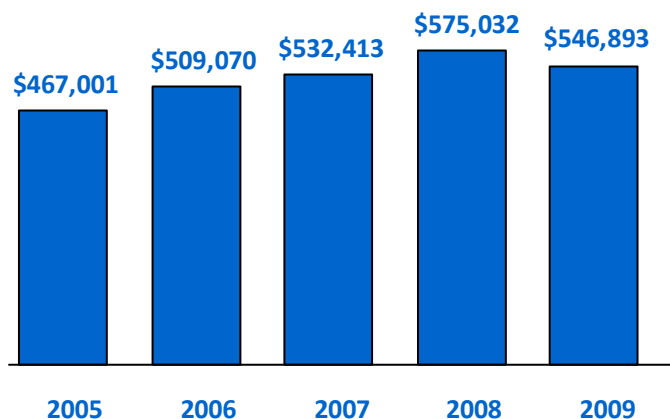
## System Characteristics

**Vehicles:** 10 Class 400  
**Service Type:** Route Deviation, Dial-A-Ride, Route Guarantee and Subscription  
**Funding Class:** Rural

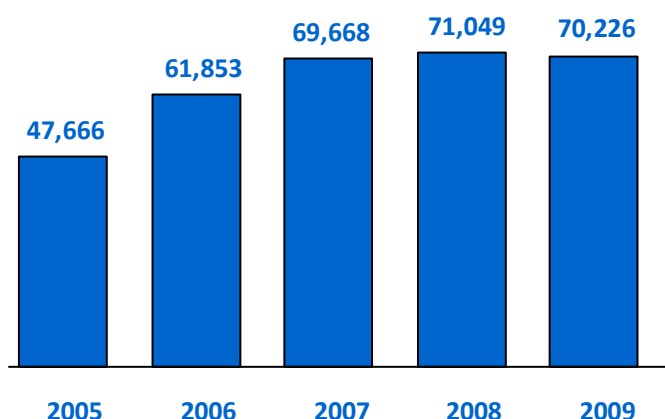
**Service Hours:**  
**Monday - Friday** 6:00 a.m.-6:00 p.m.  
**Saturday** 9:00 a.m.-5:00 p.m.  
**Sunday** No Service  
**Base Fare:** \$1.50; \$2.50 Dial-A-Ride

## System Data

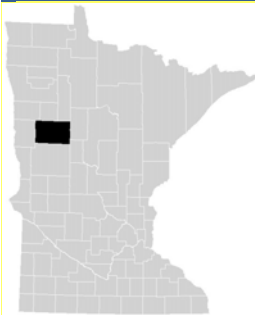
### Operating Costs



### Ridership



# BECKER COUNTY



**Contact:** Rusty Haskins  
**Title:** Supervisor  
**Address:** 712 Minnesota Avenue  
**City State Zip:** Detroit Lakes, MN 56501  
**Telephone:** 218.847.1674  
**Fax:** 218.847.6738  
**E-mail:** [rdhaski@co.becker.mn.us](mailto:rdhaski@co.becker.mn.us)  
**Website:** [www.co.becker.mn.us](http://www.co.becker.mn.us)



## 2009 Highlights

- Purchased one new bus with a Transit Capital Assistance ARRA Grant.

## System Snapshot

**Legal Name:** Becker County Transit  
**Type of Government:** County  
**Area Served:** City of Detroit Lakes and Becker County  
**Legislative Senate District:** 02, 09 and 10  
**Legislative House District:** 02A, 09B and 10B  
**Congressional District:** 7

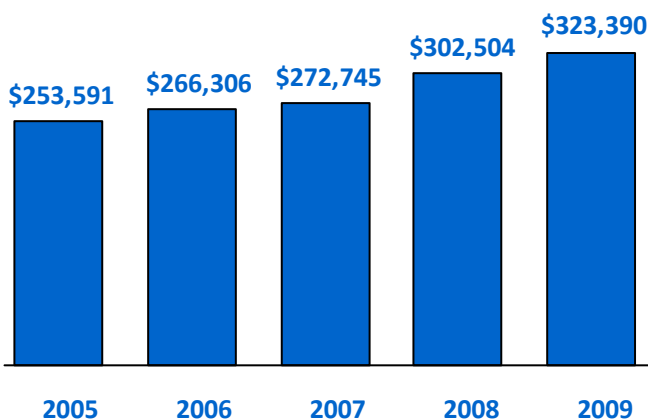
## System Characteristics

**Vehicles:** 1 Class 300 and 5 Class 400  
**Service Type:** Route Deviation and Dial-A-Ride  
**Funding Class:** Rural

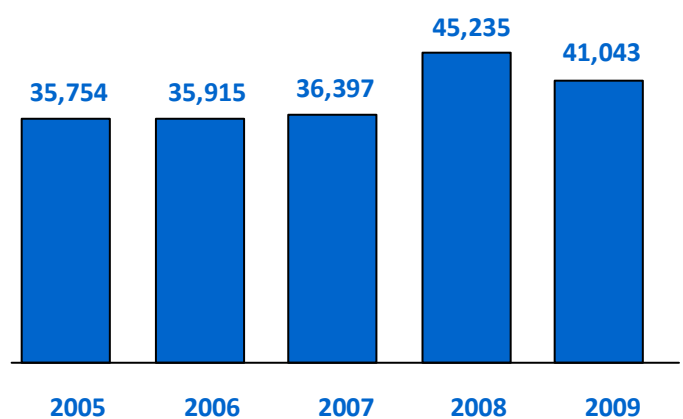
**Service Hours:**  
**Monday - Friday** 8:00 a.m.-6:00 p.m.  
**Saturday - Sunday** No Service  
**Base Fare:** \$1.50 per 5 Mile Increments

## System Data

### Operating Costs



### Ridership



# BENSON HEARTLAND EXPRESS



**Contact:** Rob Wolfington  
**Title:** City Manager  
**Address:** 1410 Kansas Avenue  
**City State Zip:** Benson, MN 56215  
**Telephone:** 320.843.4775  
**Fax:** 320.842.7151  
**E-mail:** [rob.wolfington@co.swift.mn.us](mailto:rob.wolfington@co.swift.mn.us)  
**Website:** [www.bensonmn.org](http://www.bensonmn.org)



## 2009 Highlights

- None provided.

## System Snapshot

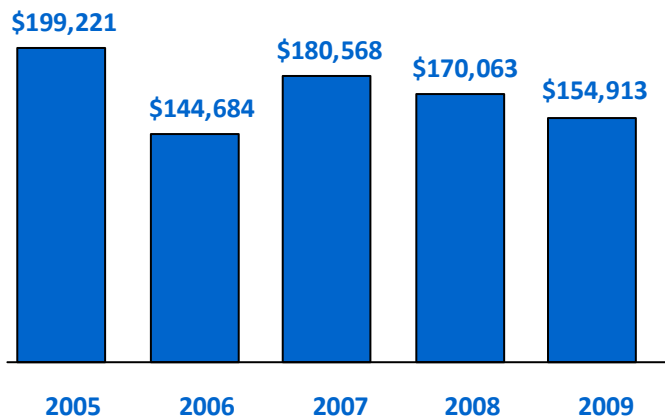
**Legal Name:** City of Benson  
**Type of Government:** City  
**Area Served:** City of Benson  
**Legislative District:** 20A  
**Congressional District:** 7

## System Characteristics

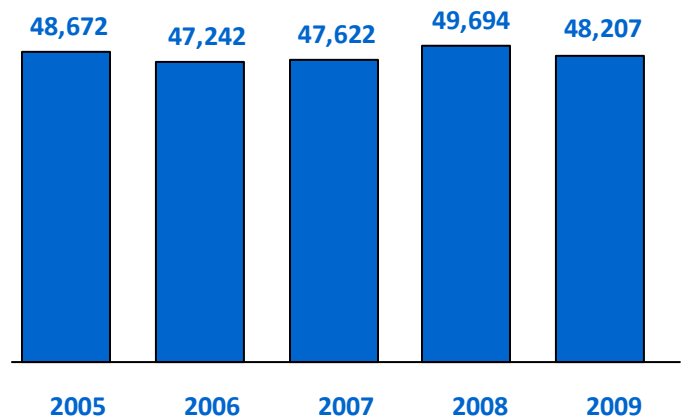
<b>Vehicles:</b>	3 Class 400	<b>Service Hours:</b>	
<b>Service Type:</b>	Dial-A-Ride	<b>Monday - Friday</b>	7:00 a.m.-5:00 p.m.
<b>Funding Class:</b>	Small Urban	<b>Saturday</b>	8:00 a.m.-12:30 p.m.
		<b>Sunday</b>	7:30 a.m.-12:30 p.m.
		<b>Base Fare:</b>	\$1.00

## System Data

Operating Costs



Ridership



# BRAINERD & CROW WING PUBLIC TRANSIT



**Contact:** Tom Jay  
**Title:** Transit Coordinator  
**Address:** 501 Laurel Street  
**City State Zip:** Brainerd, MN 56401  
**Telephone:** 218.828.6172  
**Fax:** 218.828.6172  
**E-mail:** [tjay@ci.brainerd.mn.us](mailto:tjay@ci.brainerd.mn.us)  
**Website:** [www.ci.brainerd.mn.us/transit](http://www.ci.brainerd.mn.us/transit)



## 2009 Highlights

- Completed community-wide transit survey in April.
- Conducted community and stakeholder meetings to review operational needs.
- Completed framework of route deviation system for 2010 roll-out.
- Purchased one new bus with a Transit Capital Assistance ARRA grant.

## System Snapshot

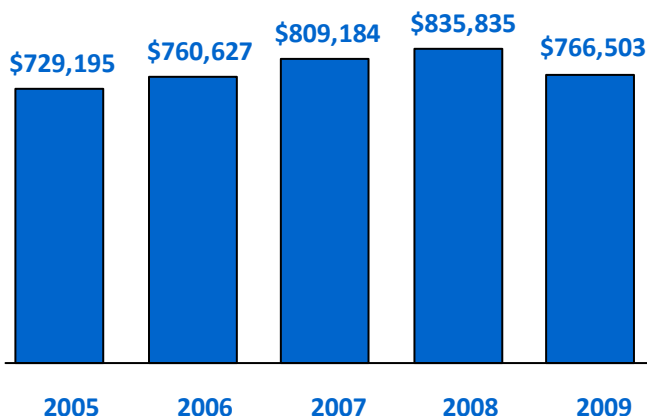
**Legal Name:** City of Brainerd  
**Type of Government:** City  
**Area Served:** Cities of Brainerd and Baxter and Crow Wing County  
**Legislative District:** 12A  
**Congressional District:** 8

## System Characteristics

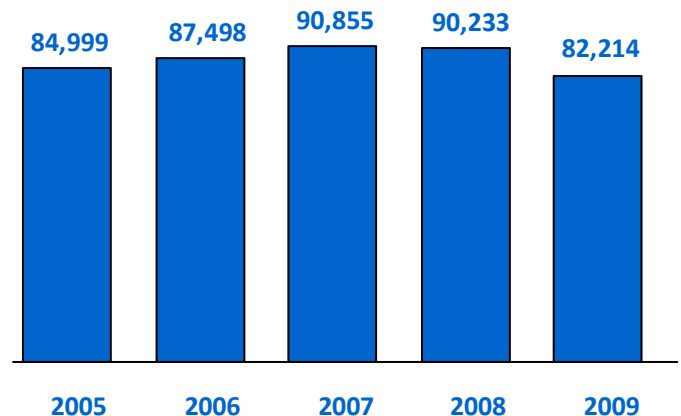
**Vehicles:** 8 Class 400  
**Service Type:** Route Deviation and Dial-A-Ride  
**Funding Class:** Rural  
**Service Hours:**  
**Monday - Friday** 7:15 a.m.-4:30 p.m.  
**Saturday - Sunday** No Service  
**Base Fare:** \$2.00

## System Data

### Operating Costs



### Ridership





# BROWN COUNTY HEARTLAND EXPRESS



**Contact:** Bob Apitz  
**Title:** Transit Coordinator  
**Address:** 1117 Center Street, P. O. Box 788  
**City State Zip:** New Ulm, MN 56073  
**Telephone:** 507.354.8246  
**Fax:** 507.359.6542  
**E-mail:** [bob.apitz@co.brown.mn.us](mailto:bob.apitz@co.brown.mn.us)  
**Website:** [www.co.brown.mn.us](http://www.co.brown.mn.us)



## 2009 Highlights

- Joined a six member consortium of public transit providers to begin the process of acquiring IT systems.
- Provided record number of rides in 15 year history.

## System Snapshot

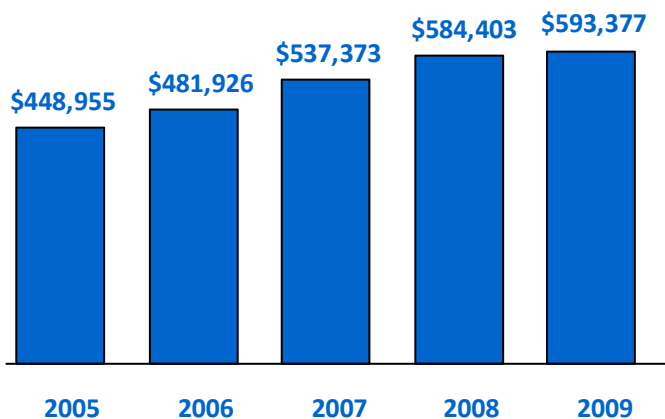
**Legal Name:** Brown County Family Services  
**Type of Government:** County  
**Area Served:** City of New Ulm and Brown County  
**Legislative Senate District:** 21  
**Legislative House District:** 21B  
**Congressional District:** 1

## System Characteristics

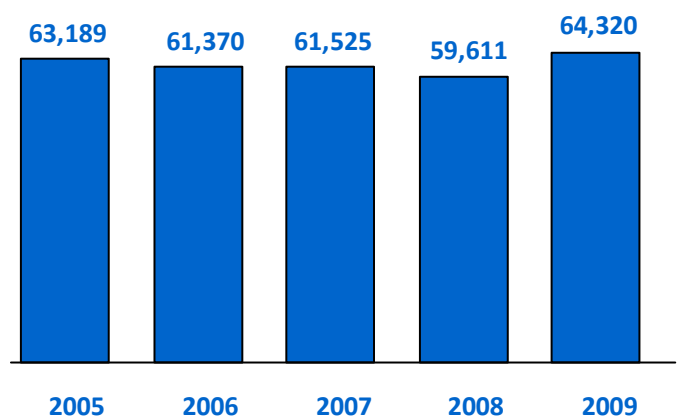
<b>Vehicles:</b>	5 Class 400	<b>Service Hours:</b>	
<b>Service Type:</b>	Route Deviation and Dial-A-Ride	<b>Monday - Friday</b>	7:15 a.m.-5:00 p.m.
<b>Funding Class:</b>	Rural	<b>Saturday</b>	No Service
		<b>Sunday</b>	8:00 a.m.-12:00 p.m.
		<b>Base Fare:</b>	\$1.25

## System Data

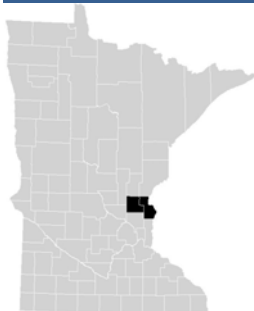
### Operating Costs



### Ridership



# CHISAGO-ISANTI COUNTY HEARTLAND EXPRESS



**Contact:** Craig Rempp  
**Title:** Transit Director  
**Address:** 245 – 2<sup>nd</sup> Avenue S.E.  
**City State Zip:** Cambridge, MN 55008  
**Telephone:** 763.689.8130  
**Fax:** 763.689.8134  
**E-mail:** [craig.rempp@co.isanti.mn.us](mailto:craig.rempp@co.isanti.mn.us)  
**Website:** [www.co.chisago.mn.us](http://www.co.chisago.mn.us)



## 2009 Highlights

- Established a flexible fixed route service in downtown North Branch to start January, 2010.
- Purchased two new buses with a Transit Capital Assistance ARRA Grant.

## System Snapshot

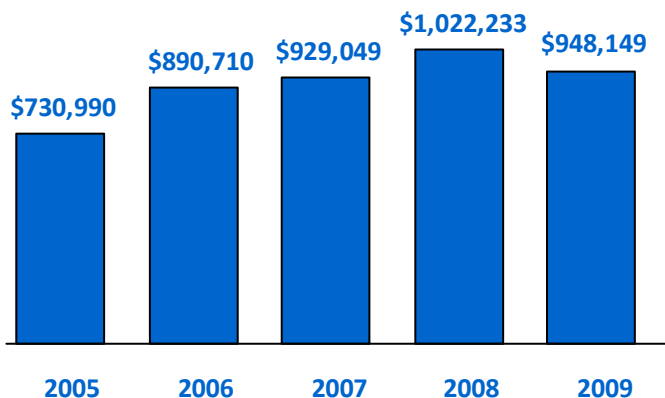
**Legal Name:** Isanti County  
**Type of Government:** County  
**Area Served:** Chisago and Isanti Counties  
**Legislative Senate District:** 08 and 17  
**Legislative House District:** 08B, 17A and 17B  
**Congressional District:** 8

## System Characteristics

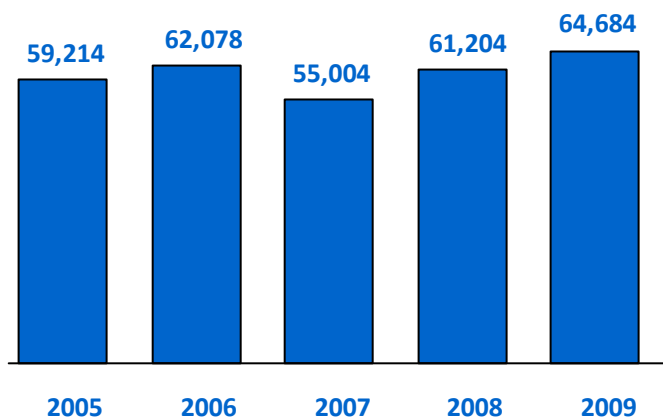
**Vehicles:** 12 Class 400  
**Service Type:** Route Deviation and Dial-A-Ride  
**Funding Class:** Rural  
**Service Hours:**  
**Monday - Friday** 6:00 a.m.-6:00 p.m.  
**Saturday - Sunday** No Service  
**Base Fare:** \$1.50-\$3.50

## System Data

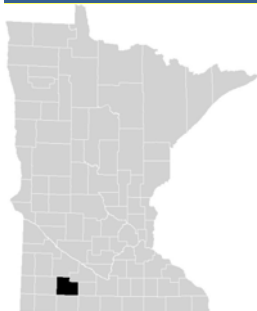
### Operating Costs



### Ridership



# COTTONWOOD COUNTY TRANSIT



**Contact:** Kelly Thongvivong  
**Title:** Transit Coordinator  
**Address:** 900 Third Avenue  
**City State Zip:** Windom, MN 56101  
**Telephone:** 507.831.5669  
**Fax:** 507.831.3675  
**E-mail:** [kelly.thongvivong@co.cottonwood.mn.us](mailto:kelly.thongvivong@co.cottonwood.mn.us)  
**Website:** [www.co.cottonwood.mn.us/transit.html](http://www.co.cottonwood.mn.us/transit.html)



## 2009 Highlights

- Had an accident-free year.

## System Snapshot

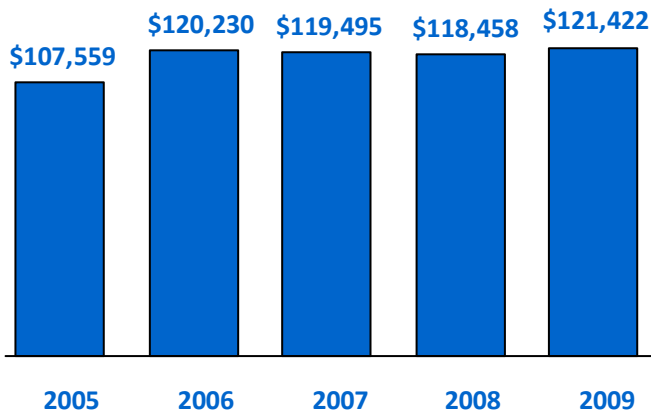
**Legal Name:** Cottonwood County  
**Type of Government:** County  
**Area Served:** Cottonwood County  
**Legislative Senate District:** 22  
**Legislative House District:** 22B  
**Congressional District:** 1

## System Characteristics

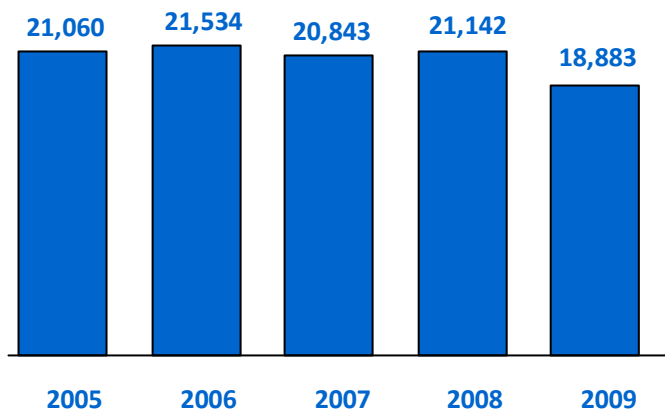
**Vehicles:** 2 Class 400  
**Service Type:** Route Deviation, Dial-A-Ride and Route Guarantee  
**Funding Class:** Rural  
**Service Hours:**  
**Monday - Friday** 8:00 a.m.-4:00 p.m.  
**Saturday - Sunday** No Service  
**Base Fare:** \$1.25 Children/Students; \$1.50 Adults

## System Data

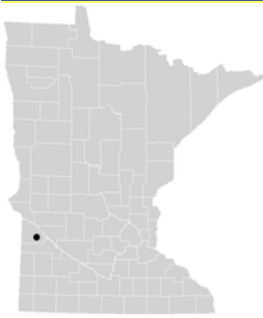
### Operating Costs



### Ridership



# DAWSON HEARTLAND EXPRESS



**Contact:** Melva Larson  
**Title:** Clerk Treasurer  
**Address:** 675 Chestnut Street, P. O. Box 552  
**City State Zip:** Dawson, MN 56232  
**Telephone:** 320.769.2154  
**Fax:** 320.769.2858  
**E-mail:** [melva@dawsonmn.com](mailto:melva@dawsonmn.com)  
**Website:** [www.dawsonmn.com](http://www.dawsonmn.com)

## 2009 Highlights

- None provided.

## System Snapshot

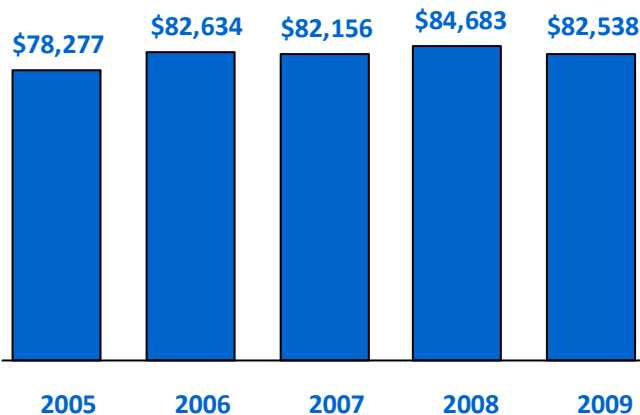
**Legal Name:** City of Dawson  
**Type of Government:** City  
**Area Served:** City of Dawson  
**Legislative District:** 20A  
**Congressional District:** 7

## System Characteristics

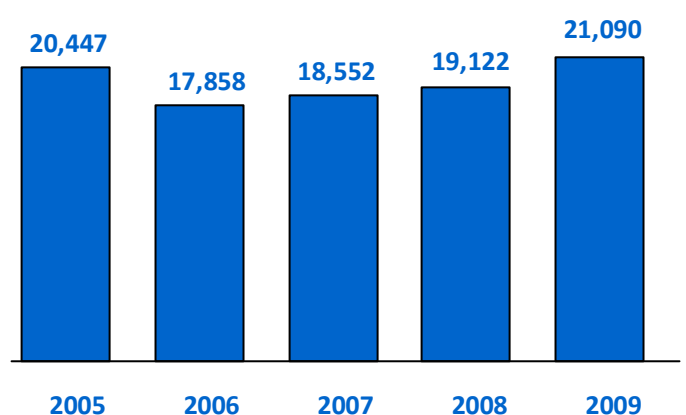
<b>Vehicles:</b>	1 Class 400	<b>Service Hours:</b>	
<b>Service Type:</b>	Dial-A-Ride	<b>Monday - Friday</b>	7:30 a.m.-4:30 p.m.
<b>Funding Class:</b>	Rural	<b>Saturday - Sunday</b>	No Service
		<b>Base Fare:</b>	\$2.00

## System Data

### Operating Costs



### Ridership



# DULUTH TRANSIT AUTHORITY – REGULAR ROUTE



**Contact:** Dennis E. Jensen  
**Title:** General Manager  
**Address:** 2402 West Michigan Street  
**City State Zip:** Duluth, MN 55806  
**Telephone:** 218.722.4426 Ext. 306  
**Fax:** 218.722.4428  
**E-mail:** [djensen@duluthtransit.com](mailto:djensen@duluthtransit.com)  
**Website:** [www.duluthtransit.com](http://www.duluthtransit.com)



## 2009 Highlights

- Completed downtown bus stop renovations.
- Purchased eight new buses.
- Expanded commuter choice options.
- Restructured JARC routes to meet demand.
- Added more real time passenger signs.

## System Snapshot

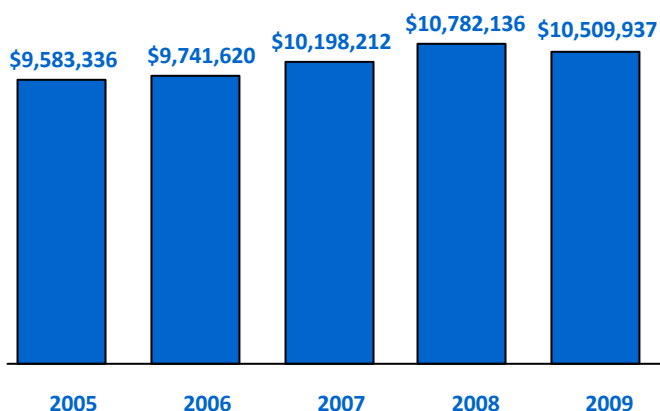
**Legal Name:** Duluth Transit Authority  
**Type of Government:** City  
**Area Served:** Cities of Duluth, Hermantown and Proctor, MN, and Superior, WI  
**Legislative District:** 06B, 07A and 07B  
**Congressional District:** 8

## System Characteristics

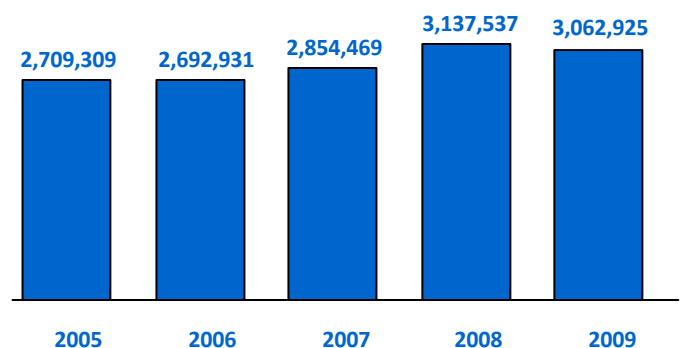
<b>Vehicles:</b>	63 Class 700	<b>Service Hours:</b>	
<b>Service Type:</b>	Fixed Route	<b>Monday - Friday</b>	4:30 a.m.-12:30 a.m.
<b>Funding Class:</b>	Urban	<b>Saturday</b>	6:02 a.m.-8:04 p.m.
		<b>Sunday</b>	7:37 a.m.-7:39 p.m.
		<b>Base Fare:</b>	\$1.25; Off Peak Fare \$.60

## System Data

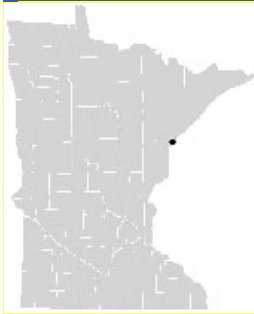
### Operating Costs



### Ridership



# DULUTH TRANSIT AUTHORITY - STRIDE



**Contact:** Dennis E. Jensen  
**Title:** General Manager  
**Address:** 2402 West Michigan Street  
**City State Zip:** Duluth, MN 55806  
**Telephone:** 218.722.4426 Ext. 306  
**Fax:** 218.722.4428  
**E-mail:** [djensen@duluthtransit.com](mailto:djensen@duluthtransit.com)  
**Website:** [www.duluthtransit.com](http://www.duluthtransit.com)



## 2009 Highlights

- Increased ridership.
- Restructured certification process.

## System Snapshot

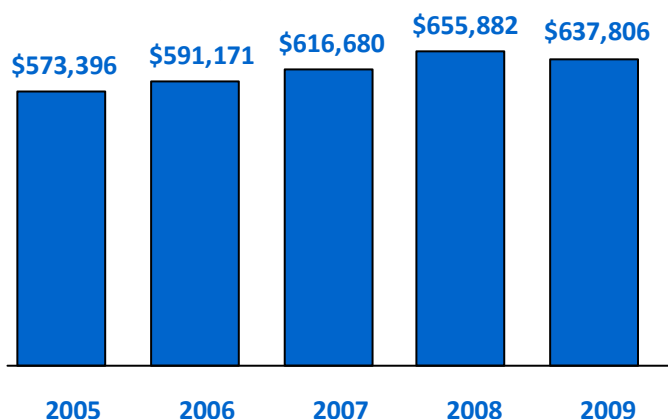
**Legal Name:** Duluth Transit Authority  
**Type of Government:** City  
**Area Served:** Cities of Duluth, Hermantown and Proctor, MN, and Superior, WI  
**Legislative District:** 06B, 07A and 07B  
**Congressional District:** 8

## System Characteristics

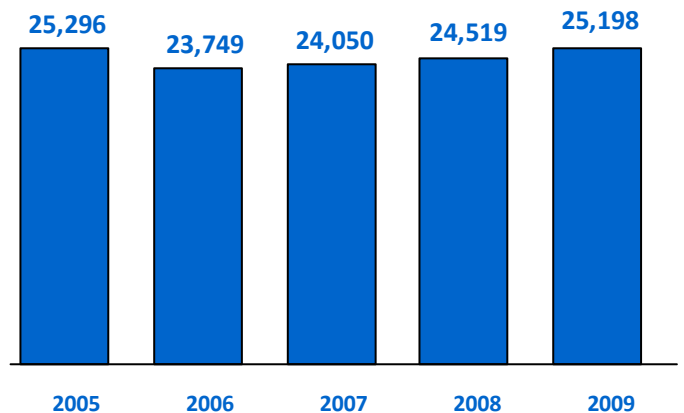
<b>Vehicles:</b>	9 Class 400	<b>Service Hours:</b>	
<b>Service Type:</b>	Dial-A-Ride	<b>Monday - Friday</b>	5:00 a.m.-11:00 p.m.
<b>Funding Class:</b>	Urban/Complementary	<b>Saturday</b>	6:00 a.m.-7:00 p.m.
		<b>Sunday</b>	6:00 a.m.-6:00 p.m.
		<b>Base Fare:</b>	\$2.50; Off Peak Fare \$1.20

## System Data

### Operating Costs



### Ridership



# EAST GRAND FORKS TRANSIT – REGULAR ROUTE



**Contact:** Earl Haugen  
**Title:** Transit Manager  
**Address:** 600 DeMers Avenue, P.O. Box 373  
**City State Zip:** East Grand Forks, MN 56721  
**Telephone:** 218.773.0124  
**Fax:** 218.773.0128  
**E-mail:** [earl.haugen@theforksmpto.org](mailto:earl.haugen@theforksmpto.org)  
**Website:** [www.grandforksgov.com](http://www.grandforksgov.com)



## 2009 Highlights

- Increased ridership.
- Continued contract with local college to provide free rides for base fee.

## System Snapshot

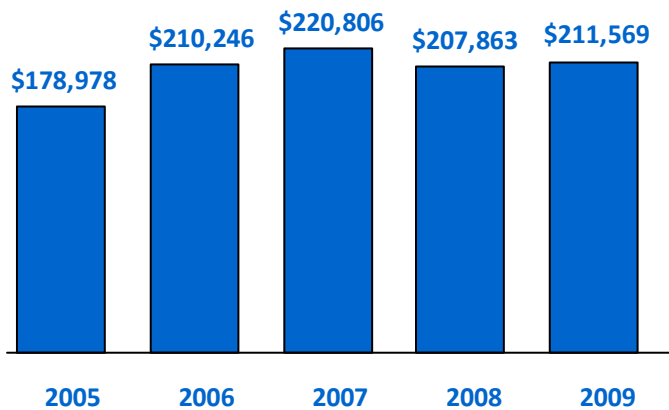
**Legal Name:** City of East Grand Forks  
**Type of Government:** City  
**Area Served:** City of East Grand Forks  
**Legislative District:** 01B  
**Congressional District:** 7

## System Characteristics

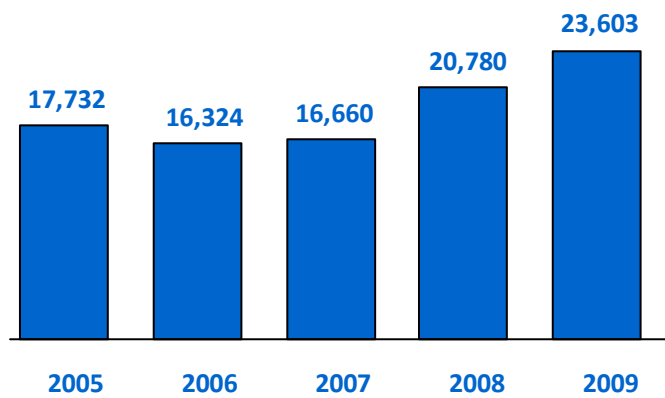
<b>Vehicles:</b>	1 Class 400	<b>Service Hours:</b>	
<b>Service Type:</b>	Fixed Route	<b>Monday - Friday</b>	7:00 a.m.-6:00 p.m.
<b>Funding Class:</b>	Urban	<b>Saturday</b>	8:00 a.m.-4:00 p.m.
		<b>Sunday</b>	No Service
		<b>Base Fare:</b>	\$1.50

## System Data

### Operating Costs



### Ridership





# EAST GRAND FORKS TRANSIT – DIAL-A-RIDE



**Contact:** Earl Haugen  
**Title:** Transit Manager  
**Address:** 600 DeMers Avenue, P. O. Box 373  
**City State Zip:** East Grand Forks, MN 56721  
**Telephone:** 218.773.0124  
**Fax:** 218.773.0128  
**E-mail:** [earl.haugen@theforksmpto.org](mailto:earl.haugen@theforksmpto.org)  
**Website:** [www.grandforksgov.com](http://www.grandforksgov.com)

## 2009 Highlights

- Maintained level of service.

## System Snapshot

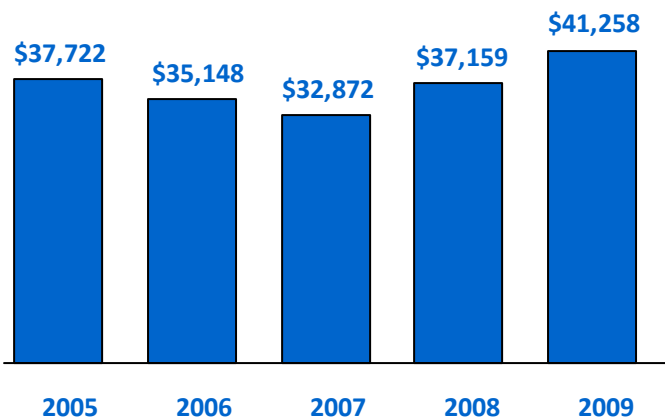
**Legal Name:** City of East Grand Forks  
**Type of Government:** City  
**Area Served:** City of East Grand Forks  
**Legislative District:** 01B  
**Congressional District:** 7

## System Characteristics

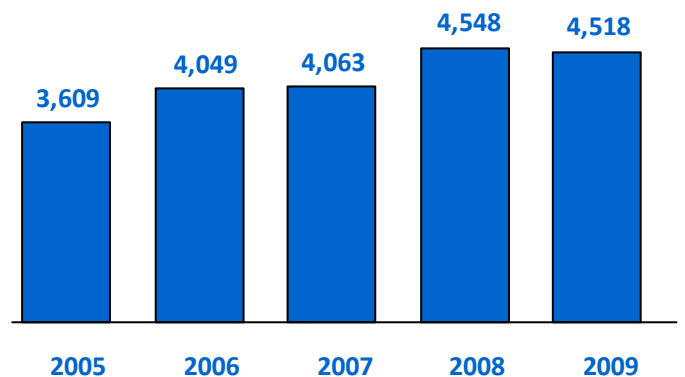
<b>Vehicles:</b>	6 Class 300	<b>Service Hours:</b>	
<b>Service Type:</b>	Dial-A-Ride	<b>Monday - Friday</b>	7:00 a.m.-10:00 p.m.
<b>Funding Class:</b>	Urban, Complementary	<b>Saturday</b>	8:00 a.m.-10:00 p.m.
		<b>Sunday</b>	No Service
		<b>Base Fare:</b>	\$2.75

## System Data

### Operating Costs



### Ridership



# FAR NORTH PUBLIC TRANSIT



**Contact:** Steve Butler  
**Title:** Manager  
**Address:** 215 South Main, P. O. Box 189  
**City State Zip:** Roseau, MN 56751  
**Telephone:** 218.463.3238  
**Fax:** 218.463.0001  
**E-mail:** [rccoa@wiktel.com](mailto:rccoa@wiktel.com)  
**Website:** [www.farnorthtransit.com](http://www.farnorthtransit.com)



## 2009 Highlights

- Promoted transit at the county fair.
- Implemented Summer Recreational Rider Program for Roseau and Warroad children.

## System Snapshot

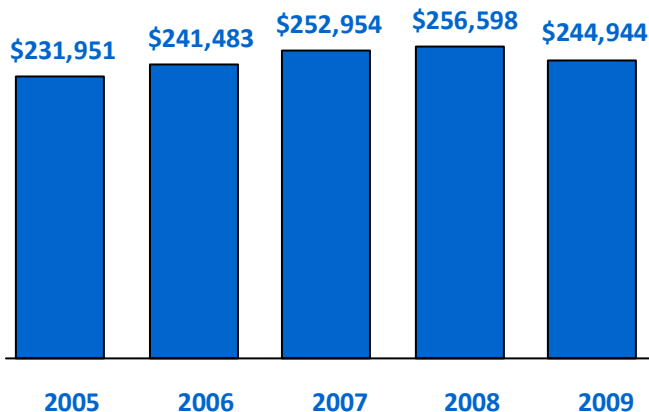
**Legal Name:** Roseau County Committee on Aging  
**Type of Government:** Joint Powers  
**Area Served:** Roseau and Lake of the Woods Counties  
**Legislative Senate District:** 01 and 03  
**Legislative House District:** 01A and 03A  
**Congressional District:** 7

## System Characteristics

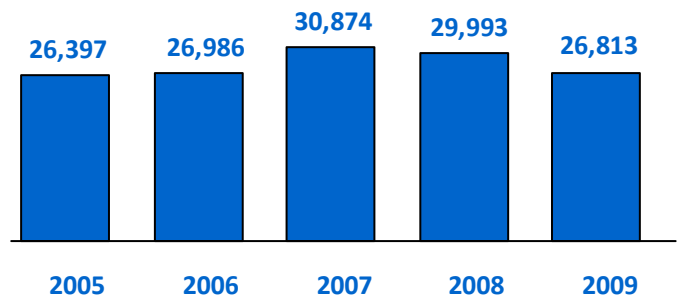
<b>Vehicles:</b>	4 Class 400	<b>Service Hours:</b>	
<b>Service Type:</b>	Route Deviation and Dial-A-Ride	<b>Monday - Friday</b>	7:00 a.m.-5:00 p.m.
<b>Funding Class:</b>	Rural	<b>Saturday - Sunday</b>	No Service
		<b>Base Fare:</b>	\$1.50

## System Data

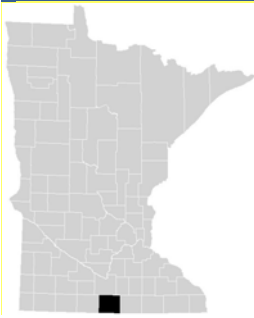
### Operating Costs



### Ridership



# FARIBAULT COUNTY PRAIRIE EXPRESS



**Contact:** Bonita Zimmer  
**Title:** Transit Coordinator  
**Address:** 415 North Main, P. O. Box 130  
**City State Zip:** Blue Earth, MN 56013  
**Telephone:** 507.526.7433  
**Fax:** 507.526.6227  
**E-mail:** [bonita.zimmer@co.faribault.mn.us](mailto:bonita.zimmer@co.faribault.mn.us)  
**Website:** [www.co.faribault.mn.us](http://www.co.faribault.mn.us)



## 2009 Highlights

- Expanded service area.
- Purchased one new bus with a Transit Capital Assistance ARRA Grant.

## System Snapshot

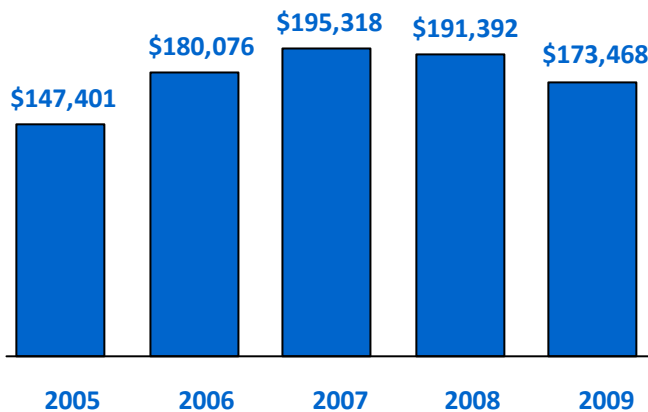
**Legal Name:** Faribault County  
**Type of Government:** County  
**Area Served:** Faribault County  
**Legislative Senate District:** 23, 24, 26 and 27  
**Legislative House District:** 23B, 24A, 24B, 26A and 27A  
**Congressional District:** 1

## System Characteristics

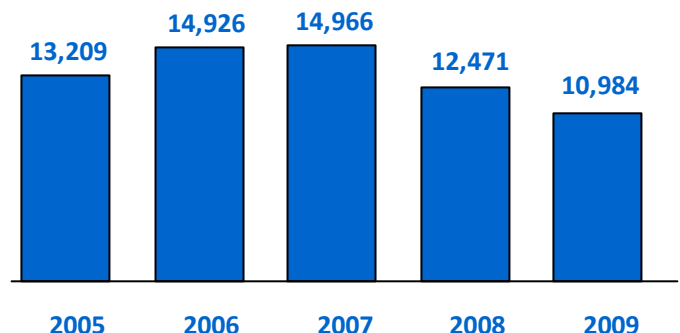
**Vehicles:** 2 Class 400  
**Service Type:** Dial-A-Ride  
**Funding Class:** Rural  
**Service Hours:**  
**Monday - Friday** 7:00 a.m.-5:00 p.m.  
**Saturday - Sunday** No Service  
**Base Fare:** \$3 trip originating in Faribault County;  
 \$6 trip originating outside Faribault County

## System Data

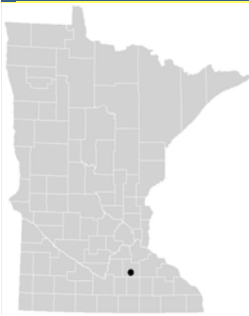
### Operating Costs



### Ridership



# FARIBAULT FLYER



**Contact:** Kim Lang  
**Title:** Community Development Coordinator  
**Address:** 208 N.W. 1<sup>st</sup> Avenue  
**City State Zip:** Faribault, MN 55021  
**Telephone:** 507.333.0376  
**Fax:** 507.384.0507  
**E-mail:** [klang@ci.faribault.mn.us](mailto:klang@ci.faribault.mn.us)  
**Website:** [www.ci.faribault.mn.us](http://www.ci.faribault.mn.us)



## 2009 Highlights

- Purchased one new bus with a Transit Capital Assistance ARRA Grant.
- Explored avenues to improve route system and provide for efficiencies.

## System Snapshot

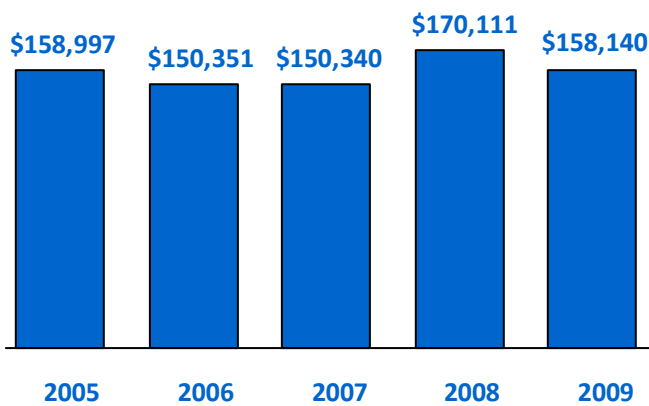
**Legal Name:** City of Faribault  
**Type of Government:** City  
**Area Served:** City of Faribault  
**Legislative District:** 26B  
**Congressional District:** 2

## System Characteristics

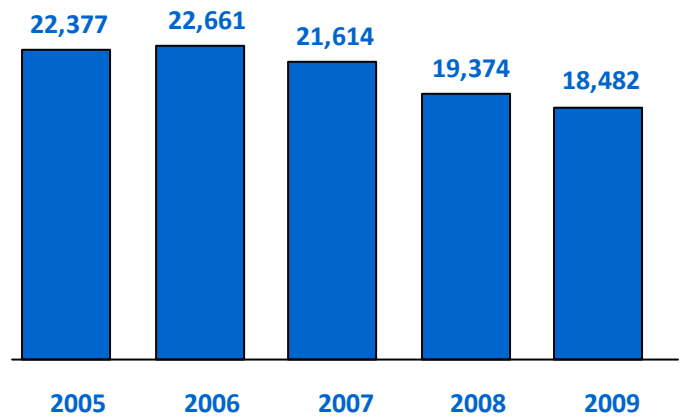
<b>Vehicles:</b>	3 Class 400	<b>Service Hours:</b>	
<b>Service Type:</b>	Route Deviation	<b>Monday - Friday</b>	6:30 a.m.-6:30 p.m.
<b>Funding Class:</b>	Small Urban	<b>Saturday</b>	7:30 a.m.-4:30 p.m.
		<b>Sunday</b>	8:30 a.m.-3:30 p.m.
		<b>Base Fare:</b>	\$1.25

## System Data

### Operating Costs



### Ridership



# FOSSTON TRANSIT



**Contact:** Charles Lucken  
**Title:** City Administrator  
**Address:** 220 East First Street  
**City State Zip:** Fosston, MN 56542  
**Telephone:** 218.435.1959  
**Fax:** 218.435.1961  
**E-mail:** [chuck.lucken@fosston.com](mailto:chuck.lucken@fosston.com)  
**Website:** [www.fosston.com](http://www.fosston.com)



## 2009 Highlights

- None provided.

## System Snapshot

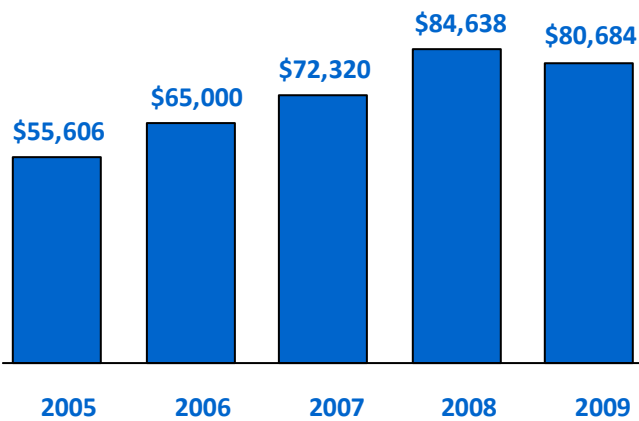
**Legal Name:** City of Fosston  
**Type of Government:** City  
**Area Served:** City of Fosston  
**Legislative District:** 02A  
**Congressional District:** 7

## System Characteristics

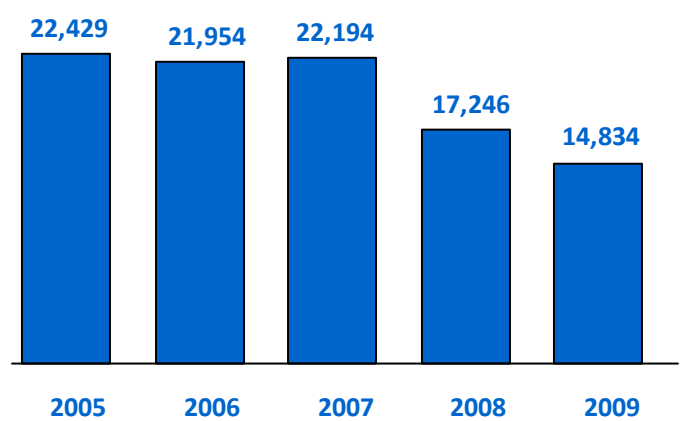
<b>Vehicles:</b>	1 Class 400	<b>Service Hours:</b>	
<b>Service Type:</b>	Dial-A-Ride	<b>Monday - Friday</b>	8:00 a.m.-4:30 p.m.
<b>Funding Class:</b>	Rural	<b>Saturday</b>	No Service
		<b>Sunday</b>	8:00 a.m.-12:00 p.m.
		<b>Base Fare:</b>	\$.50

## System Data

### Operating Costs



### Ridership



# GRANITE FALLS HEARTLAND EXPRESS



**Contact:** Dennis Smith  
**Title:** Transit Coordinator  
**Address:** 641 Prentice Street  
**City State Zip:** Granite Falls, MN 56241  
**Telephone:** 320.564.3011  
**Fax:** 320.564.3013  
**E-mail:** [transit@granitefalls.com](mailto:transit@granitefalls.com)  
**Website:** [www.granitefalls.com](http://www.granitefalls.com)



## 2009 Highlights

- None provided.

## System Snapshot

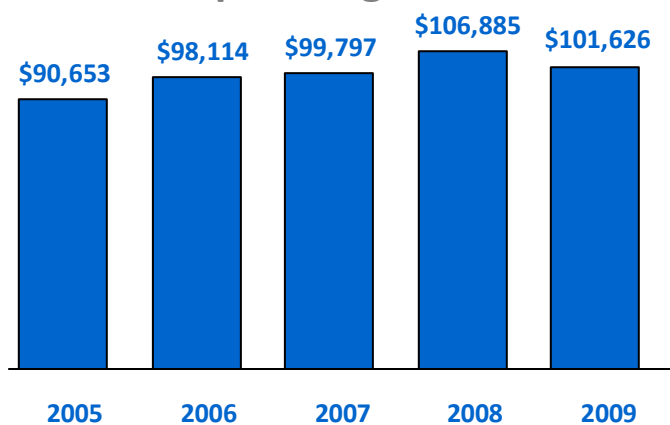
**Legal Name:** City of Granite Falls  
**Type of Government:** City  
**Area Served:** City of Granite Falls  
**Legislative District:** 20B  
**Congressional District:** 7

## System Characteristics

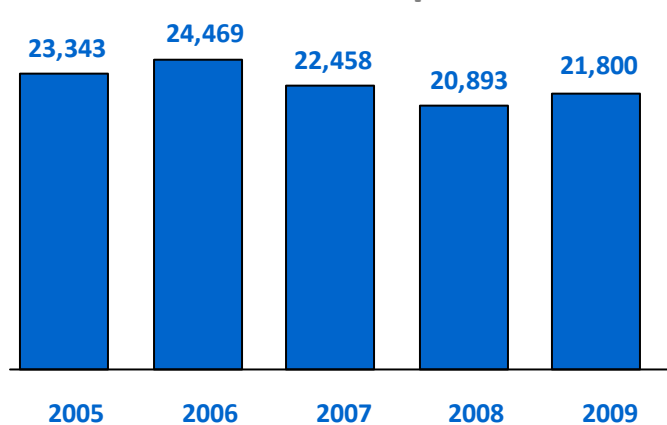
<b>Vehicles:</b>	1 Class 400	<b>Service Hours:</b>	
<b>Service Type:</b>	Dial-A-Ride	<b>Monday - Friday</b>	6:30 a.m.-5:30 p.m.
<b>Funding Class:</b>	Small Urban	<b>Saturday</b>	No Service
		<b>Sunday</b>	7:00 a.m.-12:00 p.m.
		<b>Base Fare:</b>	\$2.00

## System Data

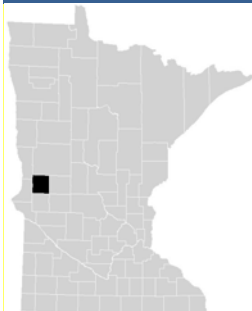
### Operating Costs



### Ridership



# GRANT COUNTY ALPHA TRANSIT



**Contact:** Stacy Hennen  
**Title:** Director, Grant County Social Services  
**Address:** P. O. Box 1006  
**City State Zip:** Elbow Lake, MN 56531  
**Telephone:** 218.685.8201  
**Fax:** 218.685.4978  
**E-mail:** [stacy.hennen@co.grant.mn.us](mailto:stacy.hennen@co.grant.mn.us)  
**Website:** [www.co.grant.mn.us](http://www.co.grant.mn.us)

## 2009 Highlights

- Prepared for 2011 merger with Rainbow Rider Transit.
- Increased ridership.

## System Snapshot

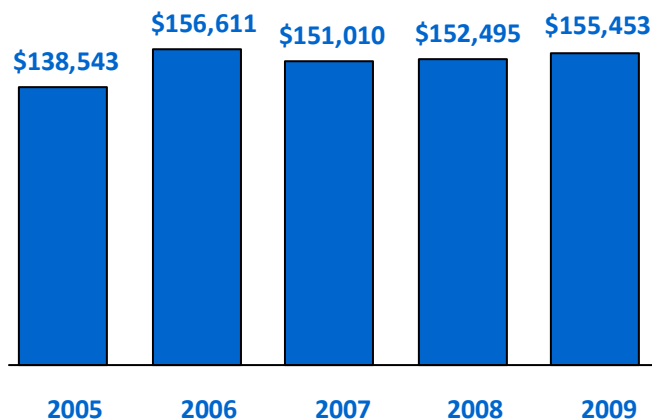
**Legal Name:** Grant County Transportation  
**Type of Government:** County  
**Area Served:** Grant County  
**Legislative Senate District:** 11  
**Legislative House District:** 11A  
**Congressional District:** 7

## System Characteristics

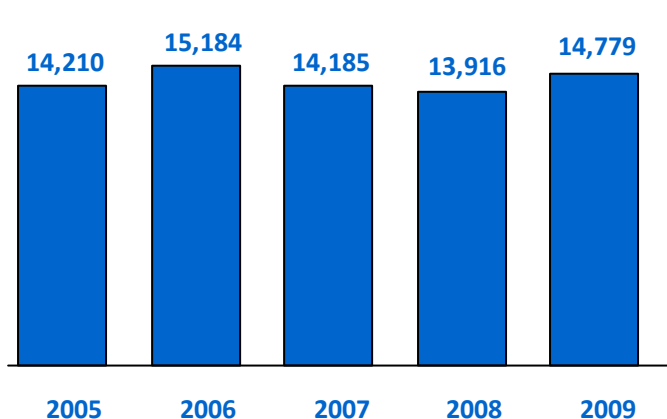
**Vehicles:** 2 Class 400  
**Service Type:** Route Deviation, Dial-A-Ride and Route Guarantee  
**Funding Class:** Rural  
**Service Hours:**  
**Monday - Friday** 8:00 a.m.-5:00 p.m.  
**Saturday - Sunday** No Service  
**Base Fare:** \$1.50

## System Data

### Operating Costs

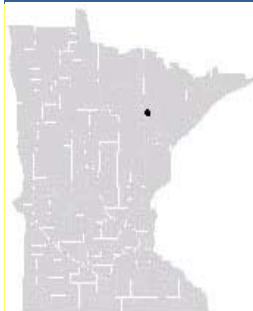


### Ridership





# HIBBING AREA TRANSIT



**Contact:** Sherri A. Renskers  
**Title:** Finance Director  
**Address:** 401 East 21<sup>st</sup> Street  
**City State Zip:** Hibbing, MN 55746  
**Telephone:** 218.262.3486 Ext. 714  
**Fax:** 218.312.9714  
**E-mail:** [srenskers@ci.hibbing.mn.us](mailto:srenskers@ci.hibbing.mn.us)  
**Website:** [www.hibbing.mn.us](http://www.hibbing.mn.us)



## 2009 Highlights

- Increased passengers over previous year.

## System Snapshot

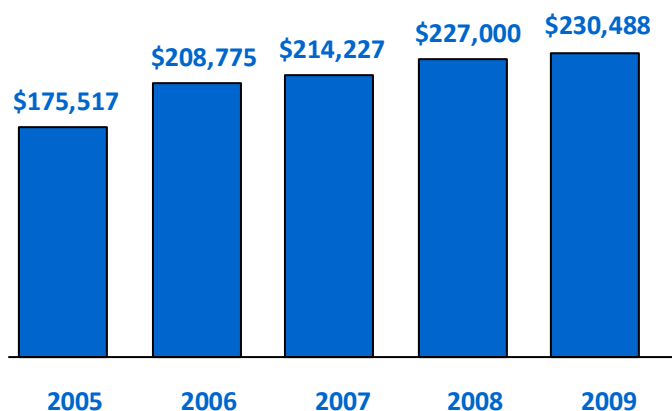
**Legal Name:** City of Hibbing  
**Type of Government:** City  
**Area Served:** City of Hibbing  
**Legislative District:** 05B  
**Congressional District:** 8

## System Characteristics

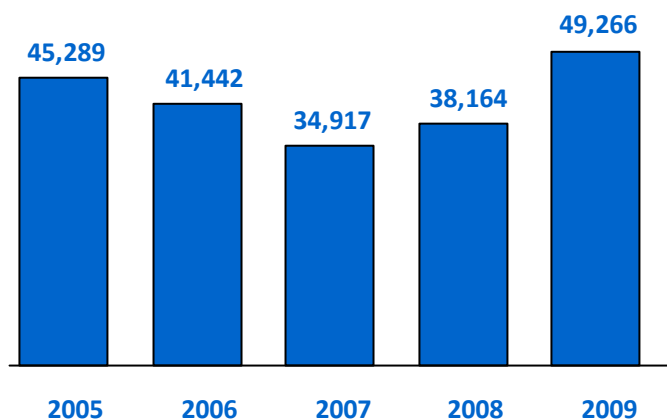
<b>Vehicles:</b>	4 Class 500	<b>Service Hours:</b>	
<b>Service Type:</b>	Route Deviation and Dial-A-Ride	<b>Monday - Friday</b>	6:00 a.m.-9:00 p.m.
<b>Funding Class:</b>	Small Urban	<b>Saturday</b>	6:00 a.m.-9:00 p.m.
		<b>Sunday</b>	10:00 a.m.-4:00 p.m.
		<b>Base Fare:</b>	\$1.00

## System Data

### Operating Costs



### Ridership



# HUBBARD COUNTY HEARTLAND EXPRESS



**Contact:** Linda Bair  
**Title:** Transit Coordinator  
**Address:** 301 Court Street  
**City State Zip:** Park Rapids, MN 56470  
**Telephone:** 218.732.9328  
**Fax:** 218.732.3231  
**E-mail:** [lbair@co.hubbard.mn.us](mailto:lbair@co.hubbard.mn.us)  
**Website:** [www.co.hubbard.mn.us](http://www.co.hubbard.mn.us)



## 2009 Highlights

- Established central bus dispatching service.
- Worked closely with day care providers and received a grant to provide integrated child restraints in every seat of new bus purchased in 2009.
- Purchased a new bus with a Transit Capital Assistance ARRA Grant.

## System Snapshot

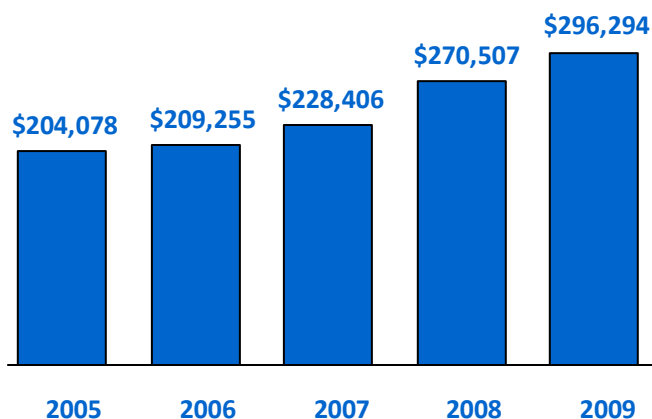
**Legal Name:** Hubbard County  
**Type of Government:** County  
**Area Served:** Hubbard County  
**Legislative Senate District:** 02 and 04  
**Legislative House District:** 02B and 04B  
**Congressional District:** 8

## System Characteristics

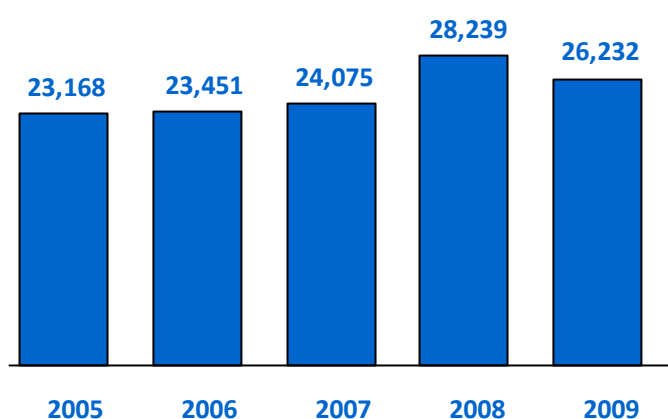
<b>Vehicles:</b>	4 Class 400	<b>Service Hours:</b>	
<b>Service Type:</b>	Route Deviation, Dial-A-Ride and Volunteer	<b>Monday - Friday</b>	6:15 a.m. – 5:00 p.m.
		<b>Saturday - Sunday</b>	No Service
<b>Funding Class:</b>	Rural	<b>Base Fare:</b>	\$1.50

## System Data

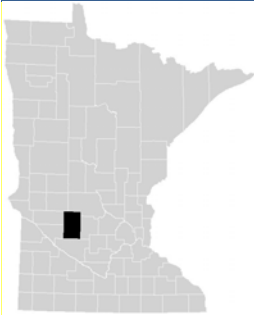
### Operating Costs



### Ridership



# KANDIYOHI AREA TRANSIT (KAT)



**Contact:** Tiffany Collins  
**Title:** Transit Director  
**Address:** 1320 – 22<sup>nd</sup> Street S.W., P. O. Box 186  
**City State Zip:** Willmar, MN 56201  
**Telephone:** 320.214.7433  
**Fax:** 320.214.7754  
**E-mail:** [tcollins@katbus.org](mailto:tcollins@katbus.org)  
**Website:** [www.katbus.org](http://www.katbus.org)



## 2009 Highlights

- Started a new JARC route running through the city of Willmar and the industrial park.
- Purchased one new bus with a Transit Capital Assistance ARRA Grant.

## System Snapshot

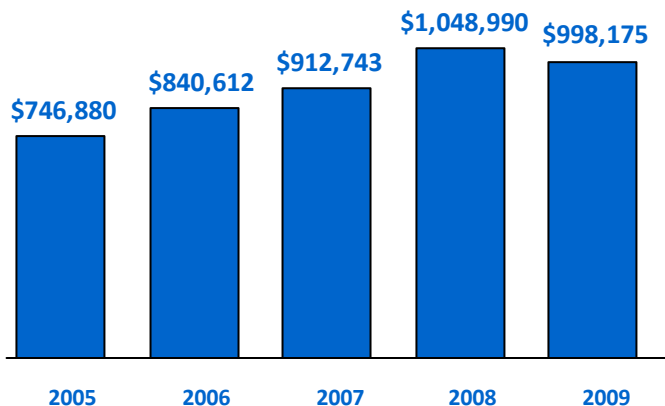
**Legal Name:** Kandiyohi Area Transit Joint Powers Board  
**Type of Government:** Joint Powers Board  
**Area Served:** City of Willmar and Kandiyohi County  
**Legislative Senate District:** 13  
**Legislative House District:** 13A and 13B  
**Congressional District:** 7

## System Characteristics

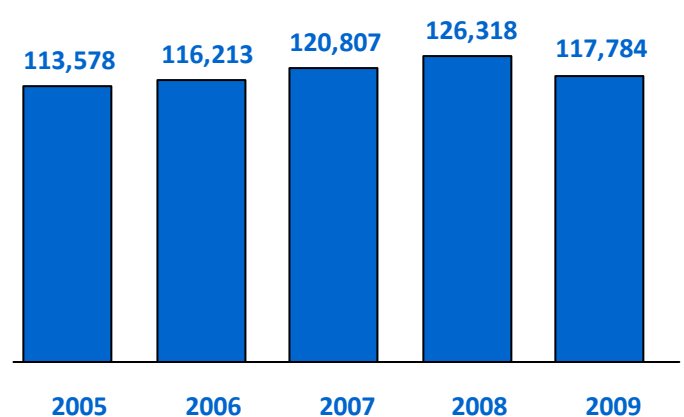
<b>Vehicles:</b>	3 Class 500 and 7 Class 400	<b>Service Hours:</b>	
<b>Service Type:</b>	Deviated Route and Demand Response	<b>Monday - Friday</b>	5:30 a.m.-5:30 p.m.
<b>Funding Class:</b>	Rural	<b>Saturday</b>	8:00 a.m.-4:30 p.m.
		<b>Sunday</b>	No Service
		<b>Base Fare:</b>	\$1.50

## System Data

### Operating Costs



### Ridership



# LA CRESCENT APPLE EXPRESS



**Contact:** Keith Carlson  
**Title:** Transit Manager  
**Address:** 315 Main Street  
**City State Zip:** La Crescent, MN 55947  
**Telephone:** 608.789.7350  
**Fax:** 608.789.7374  
**E-mail:** [carlsonk@cityoflacrosse.org](mailto:carlsonk@cityoflacrosse.org)  
**Website:** [www.cityoflacrosse.com/transit](http://www.cityoflacrosse.com/transit)



## 2009 Highlights

- Awarded \$1.2 million in ARRA funding.
- Ordered one hybrid bus.
- Completed garage renovation including structural repairs and new bus wash installation.
- Replaced support vehicles and maintenance vehicles including snow removal equipment and tenant sweeper.

## System Snapshot

**Legal Name:** City of La Crescent  
**Type of Government:** City  
**Area Served:** Cities of La Crescent, MN and La Crosse, WI  
**Legislative District:** 31A and 31B  
**Congressional District:** 1

## System Characteristics

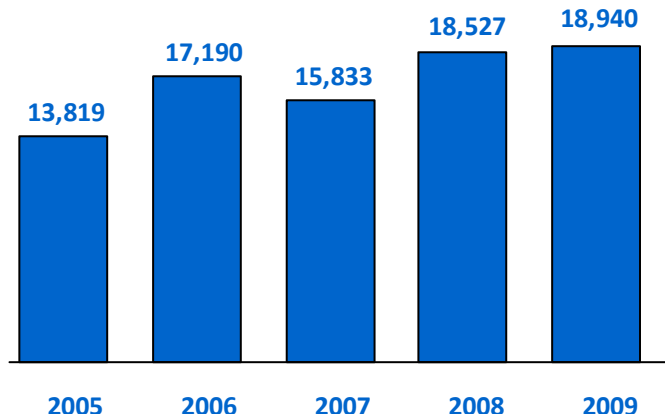
<b>Vehicles:</b>	1 Class 600	<b>Service Hours:</b>	
<b>Service Type:</b>	Route Deviation	<b>Monday - Friday</b>	6:00 a.m.-6:00 p.m.
<b>Funding Class:</b>	Urban	<b>Saturday - Sunday</b>	No Service
		<b>Base Fare:</b>	\$1.25 Adult/\$.60 Senior

## System Data

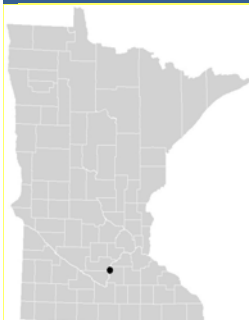
### Operating Costs



### Ridership



# LE SUEUR HEARTLAND EXPRESS



**Contact:** Sandi Owen  
**Title:** Transit Manager  
**Address:** 601 South 5<sup>th</sup> Street  
**City State Zip:** Le Sueur, MN 56058  
**Telephone:** 507.665.6211  
**Fax:** 507.665.3813  
**E-mail:** [sowen@cityoflesueur.com](mailto:sowen@cityoflesueur.com)  
**Website:** [www.cityoflesueur.com/transit](http://www.cityoflesueur.com/transit)



## 2009 Highlights

- Purchased one new bus with a Transit Capital Assistance ARRA Grant.
- Decreased vehicle repair costs.

## System Snapshot

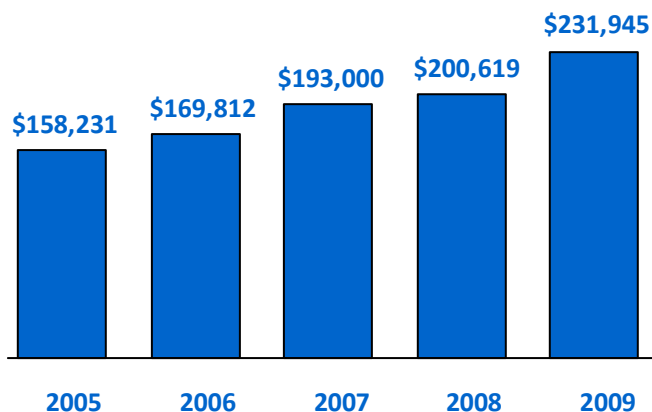
**Legal Name:** City of Le Sueur  
**Type of Government:** City  
**Area Served:** City of Le Sueur  
**Legislative District:** 25A  
**Congressional District:** 2 and 7

## System Characteristics

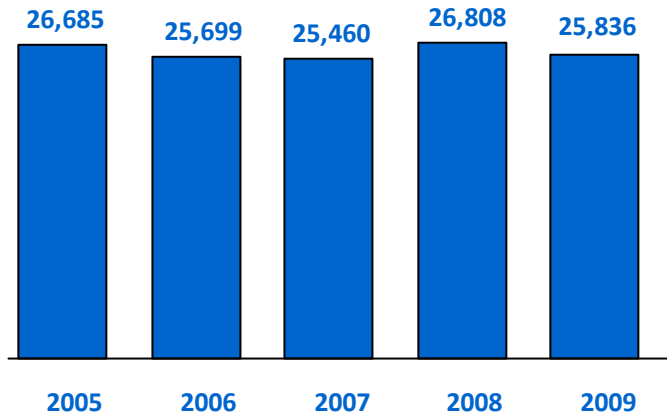
**Vehicles:** 2 Class 400  
**Service Type:** Route Deviation, Dial-A-Ride, Route Guarantee and Subscription  
**Funding Class:** Small Urban  
**Service Hours:**  
**Monday - Friday** 7:00 a.m.-4:30 p.m.  
**Saturday - Sunday** No Service  
**Base Fare:** \$2.00

## System Data

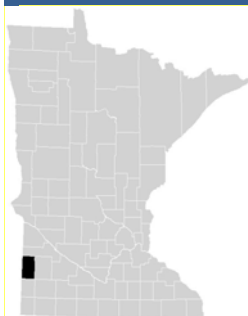
### Operating Costs



### Ridership



# LINCOLN COUNTY HEARTLAND EXPRESS



**Contact:** Cara Nielsen  
**Title:** Transit Director  
**Address:** 319 North Rebecca Street, P. O. Box 29  
**City State Zip:** Ivanhoe, MN 56142  
**Telephone:** 507.694.1816  
**Fax:** 507.694.1198  
**E-mail:** [cnielsen@co.lincoln.mn.us](mailto:cnielsen@co.lincoln.mn.us)  
**Website:** [www.co.lincoln.mn.us](http://www.co.lincoln.mn.us)



## 2009 Highlights

- Purchased one new bus with a Transit Capital Assistance ARRA Grant.
- Hired a new driver.
- Stayed within budget without cutting service.

## System Snapshot

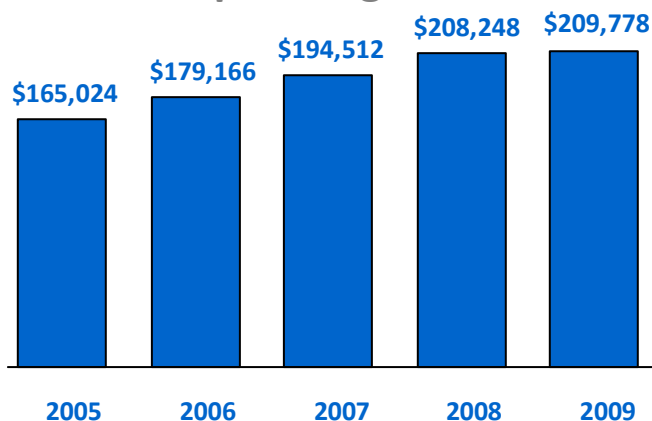
<b>Legal Name:</b>	Lincoln County
<b>Type of Government:</b>	County
<b>Area Served:</b>	Lincoln County
<b>Legislative Senate District:</b>	20
<b>Legislative House District:</b>	20A
<b>Congressional District:</b>	7

## System Characteristics

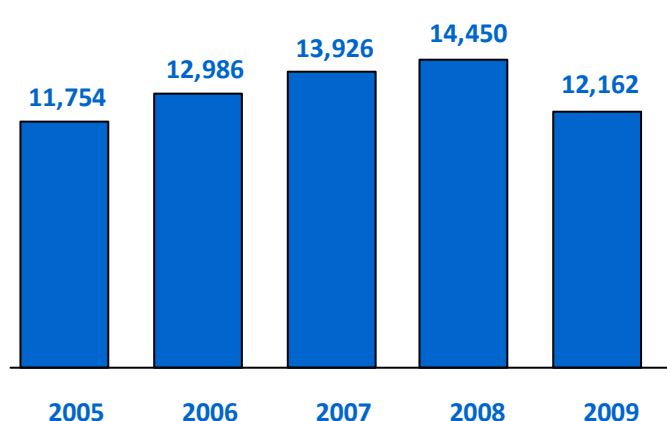
<b>Vehicles:</b>	3 Class 400	<b>Service Hours:</b>	
<b>Service Type:</b>	Dial-A-Ride	<b>Monday - Friday</b>	8:30 a.m.-4:30 p.m.
<b>Funding Class:</b>	Rural	<b>Saturday - Sunday</b>	No Service
		<b>Base Fare:</b>	Varies by Ride/Destination

## System Data

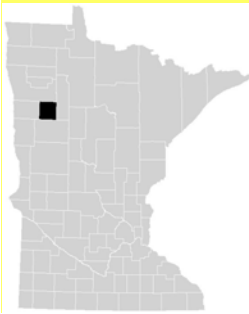
### Operating Costs



### Ridership



# MAHNOMEN COUNTY HEARTLAND EXPRESS



**Contact:** Karen Hanson  
**Title:** Transit Coordinator  
**Address:** 311 North Main, P. O. Box 460  
**City State Zip:** Mahnomen, MN 56557  
**Telephone:** 218.935.2560  
**Fax:** 218.935.5459  
**E-mail:** [khanson@hs.co.mahnomen.mn.us](mailto:khanson@hs.co.mahnomen.mn.us)  
**Website:** [www.mahnomencounty-mn.org](http://www.mahnomencounty-mn.org)



## 2009 Highlights

- None provided.

## System Snapshot

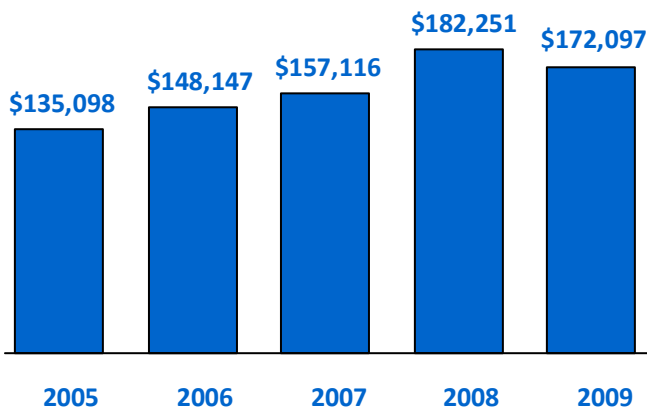
**Legal Name:** Mahnomen County Human Services  
**Type of Government:** County  
**Area Served:** Mahnomen County  
**Legislative Senate District:** 02  
**Legislative House District:** 02A  
**Congressional District:** 7

## System Characteristics

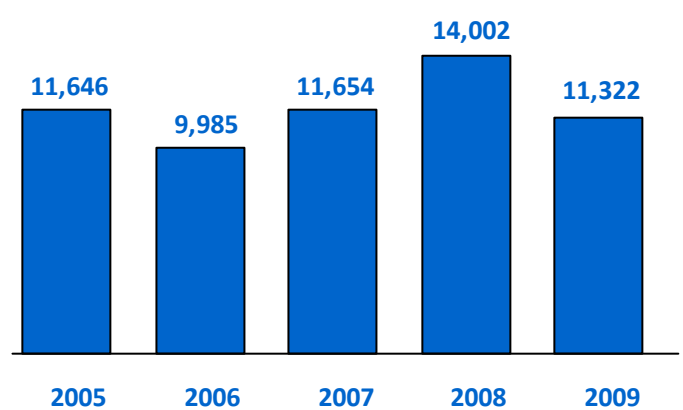
<b>Vehicles:</b>	3 Class 400	<b>Service Hours:</b>	
<b>Service Type:</b>	Dial-A-Ride	<b>Monday - Friday</b>	7:30 a.m.-4:30 p.m.
<b>Funding Class:</b>	Rural	<b>Saturday - Sunday</b>	No Service
		<b>Base Fare:</b>	\$1.00

## System Data

### Operating Costs

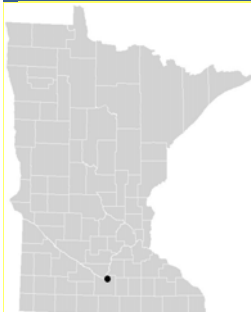


### Ridership





# MANKATO – GREATER MANKATO TRANSIT SYSTEM



**Contact:** Mark Anderson  
**Title:** Superintendent  
**Address:** 10 Civic Center Plaza, P. O. Box 3368  
**City State Zip:** Mankato, MN 56002-3368  
**Telephone:** 507.387.8655  
**Fax:** 507.387.2076  
**E-mail:** [manderson@city.mankato.mn.us](mailto:manderson@city.mankato.mn.us)  
**Website:** [www.ci.mankato.mn.us](http://www.ci.mankato.mn.us)



## 2009 Highlights

- Increased ridership.
- Added service at no additional cost to the city.
- Will move to new location in 2011.
- Secured funding for complete replacement of data collection system and validating fare boxes.
- Purchased two new buses with a Transit Capital Assistance ARRA Grant.

## System Snapshot

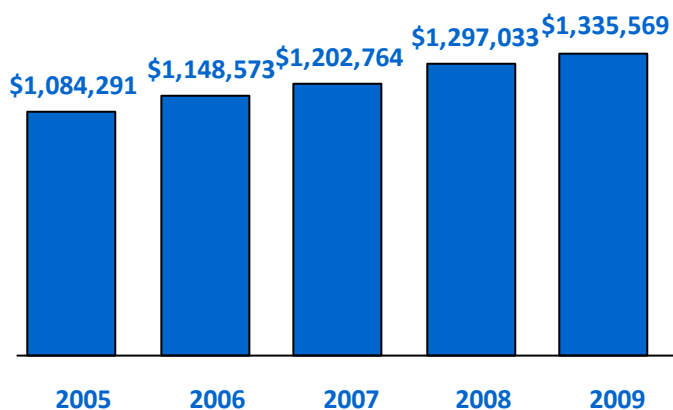
**Legal Name:** City of Mankato  
**Type of Government:** City  
**Area Served:** Cities of Mankato and North Mankato  
**Legislative District:** 23A, 23B and 25A  
**Congressional District:** 1 and 2

## System Characteristics

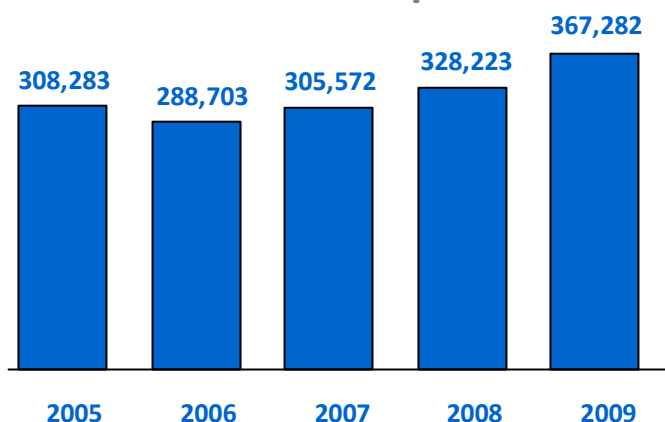
<b>Vehicles:</b>	1 Class 400, 5 Class 500, 3 Class 600 and 7 Class 700	<b>Service Hours:</b>	
<b>Service Type:</b>	Fixed Route and Complementary Paratransit	<b>Monday - Friday</b>	6:35 a.m. – 5:35 p.m.
<b>Funding Class:</b>	Small Urban	<b>Saturday</b>	10:00 a.m.-5:30 p.m.
		<b>Sunday</b>	No Service
		<b>Base Fare:</b>	\$1.50

## System Data

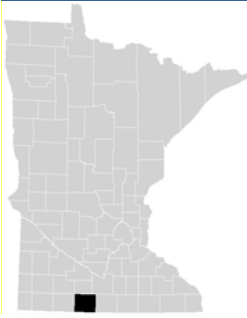
### Operating Costs



### Ridership



# MARTIN COUNTY TRANSIT



**Contact:** Scott Higgins  
**Title:** Coordinator  
**Address:** 201 Lake Avenue  
**City State Zip:** Fairmont, MN 56031  
**Telephone:** 507.238.3126  
**Fax:** 507.238.3136  
**E-mail:** [scott.higgins@co.martin.mn.us](mailto:scott.higgins@co.martin.mn.us)  
**Website:** [www.co.martin.mn.us](http://www.co.martin.mn.us)



## 2009 Highlights

- Purchased one new bus with a Transit Capital Assistance ARRA Grant.
- Reduced cost per hour.
- Joined a six-member consortium for the purchase of IT dispatching software.

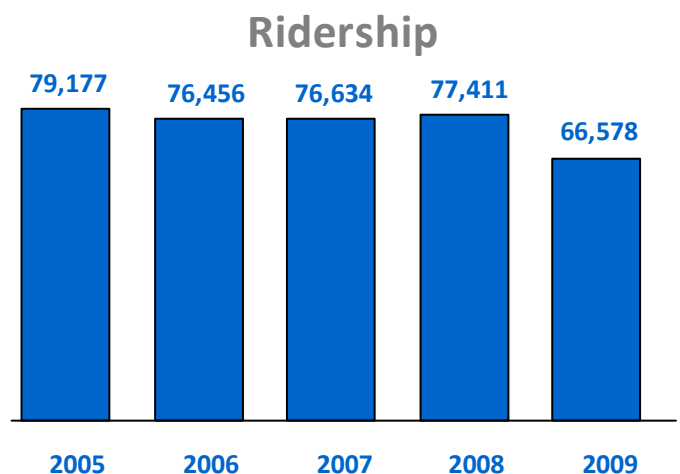
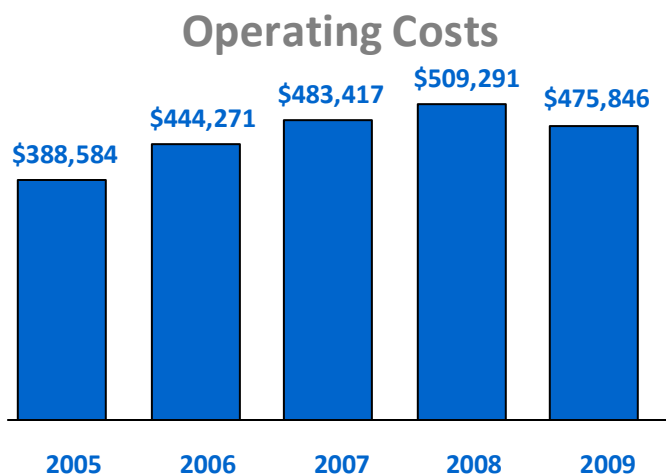
## System Snapshot

**Legal Name:** Martin County  
**Type of Government:** County  
**Area Served:** City of Fairmont and Martin County  
**Legislative Senate District:** 24  
**Legislative House District:** 24A  
**Congressional District:** 1

## System Characteristics

<b>Vehicles:</b>	5 Class 400	<b>Service Hours:</b>	
<b>Service Type:</b>	Dial-A-Ride	<b>Monday - Friday</b>	5:00 a.m.-6:00 p.m.
<b>Funding Class:</b>	Rural	<b>Saturday</b>	5:00 a.m.-10:00 p.m.
		<b>Sunday</b>	8:00 a.m.-10:00 p.m.
		<b>Base Fare:</b>	\$2.75

## System Data



# MEEKER COUNTY PUBLIC TRANSIT



**Contact:** Donna Anderson  
**Title:** Director  
**Address:** 812 East Ripley  
**City State Zip:** Litchfield, MN 55355  
**Telephone:** 320.693.7794  
**Fax:** 320.373.6645  
**E-mail:** [donnaanderson@ecumen.org](mailto:donnaanderson@ecumen.org)  
**Website:** [www.augustanahomes.org](http://www.augustanahomes.org)



## 2009 Highlights

- Moved into completed bus garage on December 30, 2009. This garage provides storage for buses and offices.

## System Snapshot

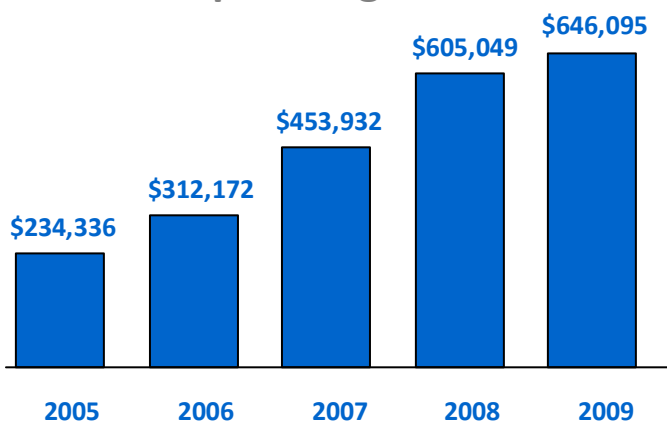
**Legal Name:** Ecumen dba Augustana Lutheran Homes  
**Type of Government:** County  
**Area Served:** City of Litchfield and Meeker County  
**Legislative Senate District:** 18  
**Legislative House District:** 18A and 18B  
**Congressional District:** 7

## System Characteristics

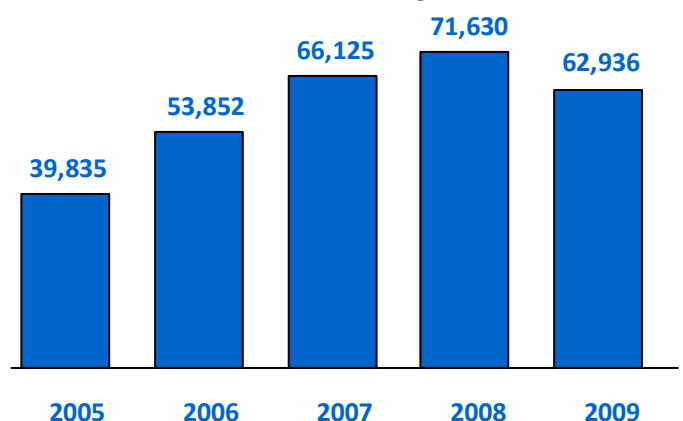
<b>Vehicles:</b>	6 Class 400	<b>Service Hours:</b>	
<b>Service Type:</b>	Route Deviation, Dial-A-Ride and Subscription	<b>Monday - Friday</b>	6:45 a.m.-6:00 p.m.
<b>Funding Class:</b>	Rural	<b>Saturday</b>	8:00 a.m.-1:00 p.m.
		<b>Sunday</b>	8:00 a.m.-12:00 p.m.
		<b>Base Fare:</b>	\$2.00 Town; \$3.00 County

## System Data

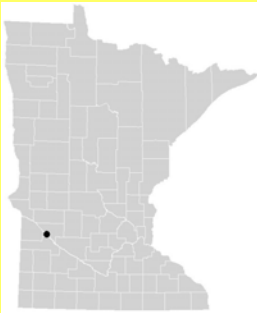
### Operating Costs



### Ridership



# MONTEVIDEO TRANSIT



**Contact:** Nick Haggemiller  
**Title:** Community Development Director  
**Address:** 103 Canton Avenue  
**City State Zip:** Montevideo, MN 56265  
**Telephone:** 320.269.6575  
**Fax:** 320.269.9340  
**E-mail:** [cdd@montevideomn.org](mailto:cdd@montevideomn.org)  
**Website:** [www.montevideomn.org](http://www.montevideomn.org)

## 2009 Highlights

- Successfully transferred from repeater radios to cell phones.
- Improved service design to ensure equal and broad access to riders of all types.

## System Snapshot

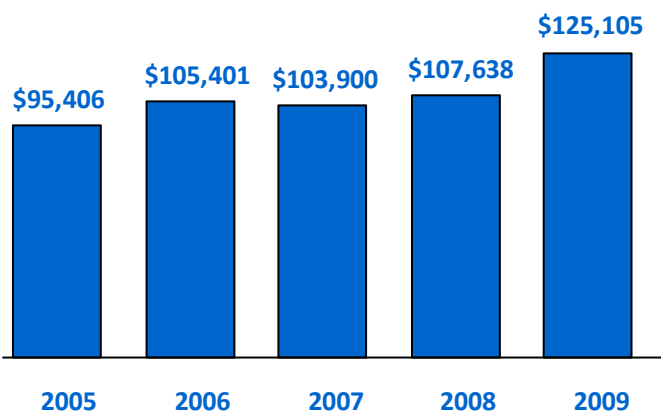
**Legal Name:** City of Montevideo  
**Type of Government:** City  
**Area Served:** City of Montevideo  
**Legislative District:** 20B  
**Congressional District:** 7

## System Characteristics

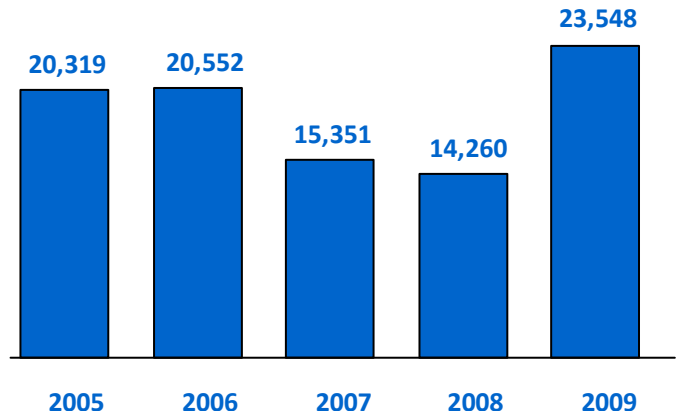
<b>Vehicles:</b>	3 Class 400	<b>Service Hours:</b>	
<b>Service Type:</b>	Dial-A-Ride	<b>Monday - Friday</b>	5:30 a.m.-4:30 p.m.
<b>Funding Class:</b>	Small Urban	<b>Saturday - Sunday</b>	No Service
		<b>Base Fare:</b>	\$1.50

## System Data

### Operating Costs



### Ridership



# MOORHEAD METROPOLITAN AREA TRANSIT (MAT)



**Contact:** Lori Van Beek  
**Title:** Transit Manager  
**Address:** 650 – 23<sup>rd</sup> Street North  
**City State Zip:** Fargo, ND 58102  
**Telephone:** 701.476.6782  
**Fax:** 701.241.8558  
**E-mail:** [lvambeek@matbus.com](mailto:lvambeek@matbus.com)  
**Website:** [www.matbus.com](http://www.matbus.com)



## 2009 Highlights

- Transported over 5,000 flood volunteers to fill sandbags and erect sandbag dikes.
- Completed Operations Analysis and Shelter Location Study.
- Utilized ARRA grant funds to purchase a fare collection system and one large bus, and rehabilitate shelter concrete and improve accessibility.

## System Snapshot

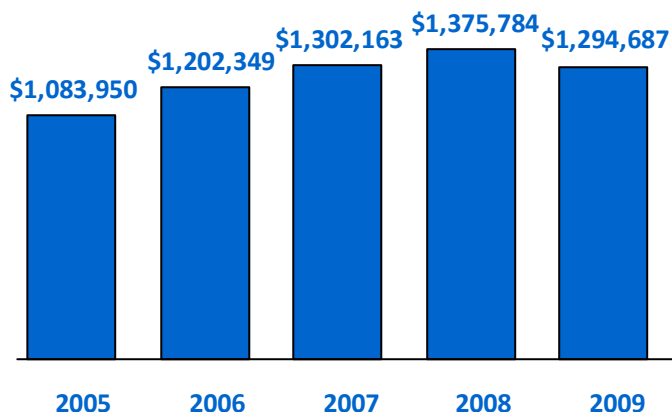
**Legal Name:** City of Moorhead  
**Type of Government:** City  
**Area Served:** Cities of Dilworth and Moorhead  
**Legislative District:** 09A and 09B  
**Congressional District:** 7

## System Characteristics

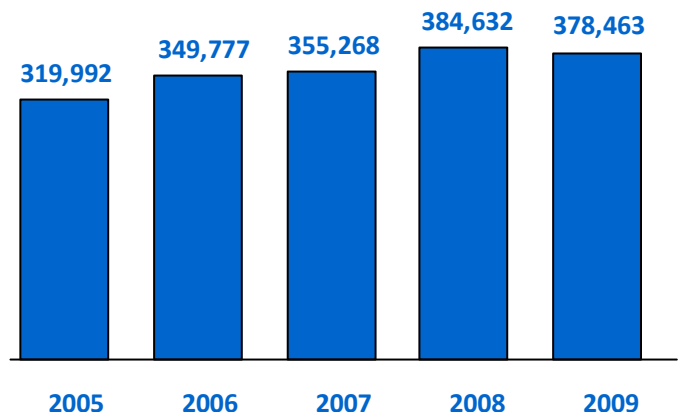
<b>Vehicles:</b>	10 Class 700	<b>Service Hours:</b>	
<b>Service Type:</b>	Fixed Route	<b>Monday - Friday</b>	6:15 a.m.-10:15 p.m.
<b>Funding Class:</b>	Urban	<b>Saturday - Sunday</b>	No Service
		<b>Base Fare:</b>	\$1.25

## System Data

### Operating Costs



### Ridership



# MOORHEAD METROPOLITAN AREA TRANSIT-PARATRANSIT



**Contact:** Lori Van Beek  
**Title:** Transit Manager  
**Address:** 650 – 23<sup>rd</sup> Street North  
**City State Zip:** Fargo, MN 58102  
**Telephone:** 701.476.6782  
**Fax:** 701.241.8558  
**E-mail:** [lvambeek@matbus.com](mailto:lvambeek@matbus.com)  
**Website:** [www.matbus.com](http://www.matbus.com)



## 2009 Highlights

- Created Mobility Plan.
- Implemented new software scheduling system.
- Utilized ARRA funds to purchase one expansion paratransit mini-bus, one replacement and one expansion Metro Senior Ride van.
- Increased fares from \$2.00 to \$2.50.

## System Snapshot

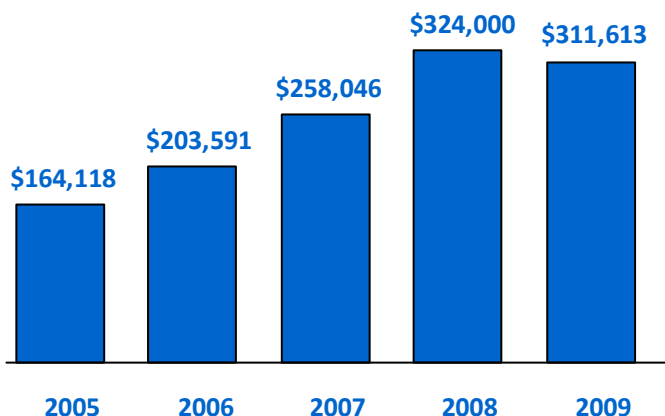
**Legal Name:** City of Moorhead  
**Type of Government:** City  
**Area Served:** Cities of Dilworth and Moorhead  
**Legislative District:** 09A and 09B  
**Congressional District:** 7

## System Characteristics

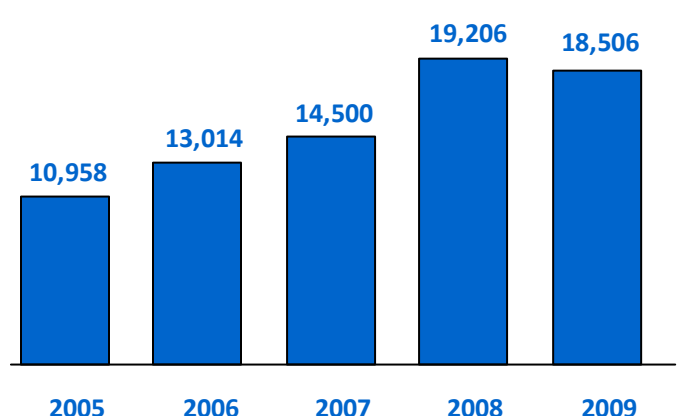
**Vehicles:** 3 Class 400  
**Service Type:** Dial-A-Ride  
**Funding Class:** Urban and Complementary  
**Service Hours:**  
**Monday - Saturday** 6:15 a.m.-10:15 p.m.  
**Sunday** No Service  
**Base Fare:** \$2.50

## System Data

### Operating Costs



### Ridership



# MORRIS TRANSIT



**Contact:** Eugene Krosschell  
**Title:** Finance Director  
**Address:** P. O. Box 438  
**City State Zip:** Morris, MN 56267  
**Telephone:** 320.589.1000  
**Fax:** 320.589.3111  
**E-mail:** [cityhall@ci.morris.mn.us](mailto:cityhall@ci.morris.mn.us)  
**Website:** [www.ci.morris.mn.us](http://www.ci.morris.mn.us)



## 2009 Highlights

- Promoted the affordability and “green” value of public transportation system, resulting in new customers calling on a daily basis.

## System Snapshot

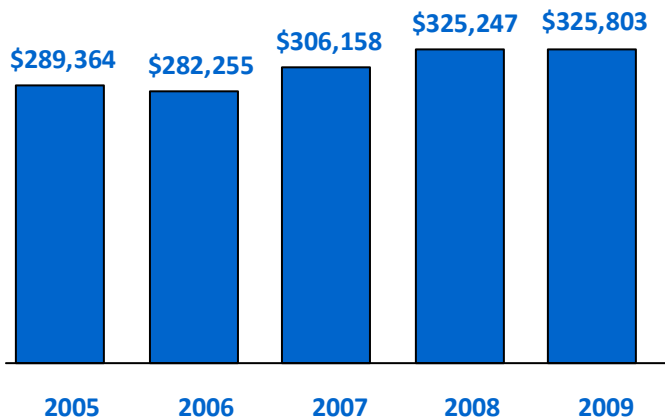
<b>Legal Name:</b>	City of Morris
<b>Type of Government:</b>	City
<b>Area Served:</b>	City of Morris
<b>Legislative District:</b>	11A
<b>Congressional District:</b>	7

## System Characteristics

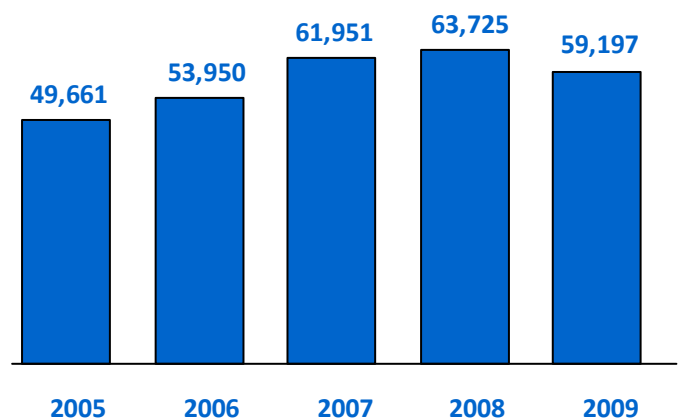
<b>Vehicles:</b>	6 Class 400	<b>Service Hours:</b>	
<b>Service Type:</b>	Dial-A-Ride	<b>Monday - Friday</b>	6:00 a.m.-10:00 p.m.
<b>Funding Class:</b>	Small Urban	<b>Saturday</b>	12:00 p.m.-4:00 p.m.
		<b>Sunday</b>	8:00 a.m.-12:30 p.m.
		<b>Base Fare:</b>	\$1.25-\$2.50

## System Data

### Operating Costs



### Ridership



# MURRAY COUNTY HEARTLAND EXPRESS



**Contact:** Michelle Miranowski  
**Title:** Transportation Coordinator  
**Address:** 2439 Broadway Avenue  
**City State Zip:** Slayton, MN 56172  
**Telephone:** 507.836.6648  
**Fax:** 507.836.8875  
**E-mail:** [mcrides@frontiernet.net](mailto:mcrides@frontiernet.net)  
**Website:** [N/A](http://N/A)



## 2009 Highlights

- Participated in local events to raise awareness of public transportation.

## System Snapshot

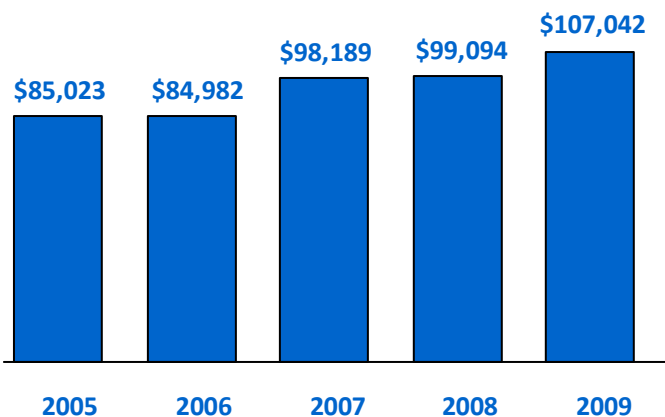
**Legal Name:** Murray County  
**Type of Government:** County  
**Area Served:** Murray County  
**Legislative Senate District:** 22  
**Legislative House District:** 22A  
**Congressional District:** 1

## System Characteristics

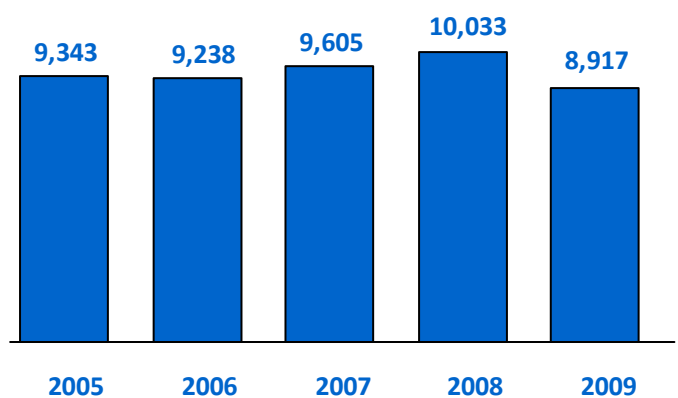
<b>Vehicles:</b>	1 Class 400	<b>Service Hours:</b>	
<b>Service Type:</b>	Dial-A-Ride	<b>Monday - Friday</b>	8:00 a.m.-4:00 p.m.
<b>Funding Class:</b>	Rural	<b>Saturday - Sunday</b>	No Service
		<b>Base Fare:</b>	\$2.50-\$5.00

## System Data

### Operating Costs

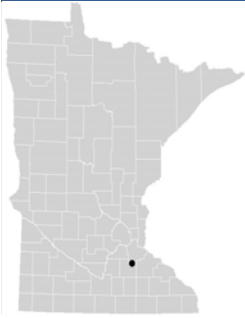


### Ridership





# NORTHFIELD TRANSIT



**Contact:** Brian Erickson  
**Title:** Public Works Operations Engineer  
**Address:** 801 Washington Street  
**City State Zip:** Northfield, MN 55057  
**Telephone:** 507.645.7250  
**Fax:** 507.663.1847  
**E-mail:** [brian.erickson@ci.northfield.mn.us](mailto:brian.erickson@ci.northfield.mn.us)  
**Website:** [www.ci.northfield.mn.us/cityservices/transit](http://www.ci.northfield.mn.us/cityservices/transit)

## 2009 Highlights

- Completed mapping project to determine additional route deviation services that combine with Dial-A-Ride services.

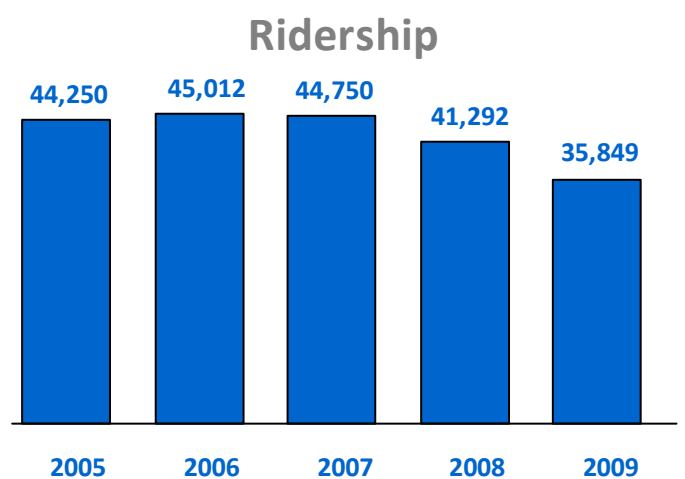
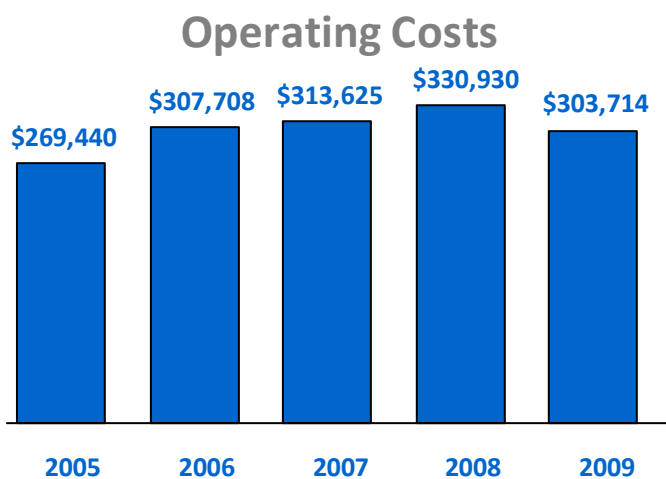
## System Snapshot

**Legal Name:** City of Northfield  
**Type of Government:** City  
**Area Served:** City of Northfield  
**Legislative House District:** 25B and 36B  
**Congressional District:** 2

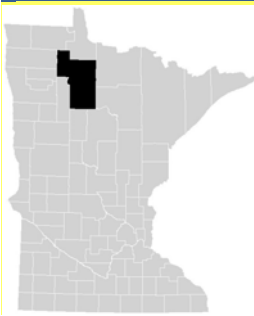
## System Characteristics

**Vehicles:** 4 Class 400 and 1 Class 500  
**Service Type:** Route Deviation and Dial-A-Ride  
**Funding Class:** Small Urban  
**Service Hours:**  
**Monday - Friday** 7:00 a.m.-5:30 p.m.  
**Saturday** 10:00 a.m.-1:00 p.m.  
**Sunday** No Service  
**Base Fare:** \$1.00; \$4.00 Jefferson Line Connection

## System Data



# PAUL BUNYAN TRANSIT



**Contact:** Gregory O. Negard  
**Title:** Executive Director  
**Address:** 706 Railroad Street S.E., P. O. Box 773  
**City State Zip:** Bemidji, MN 56601  
**Telephone:** 218.751.8765  
**Fax:** 218.444.9521  
**E-mail:** [pbtrans@paulbunyan.net](mailto:pbtrans@paulbunyan.net)  
**Website:** [www.paulbunyantransit.com](http://www.paulbunyantransit.com)



## 2009 Highlights

- Awarded ARRA funding for new facility and remodel of current building.
- Purchased one new bus with a Transit Capital Assistance ARRA Grant.

## System Snapshot

**Legal Name:** Paul Bunyan Transit  
**Type of Government:** Non-Profit  
**Area Served:** City of Bemidji and Beltrami County  
**Legislative Senate District:** 02 and 04  
**Legislative House District:** 02B and 04A  
**Congressional District:** 7 and 8

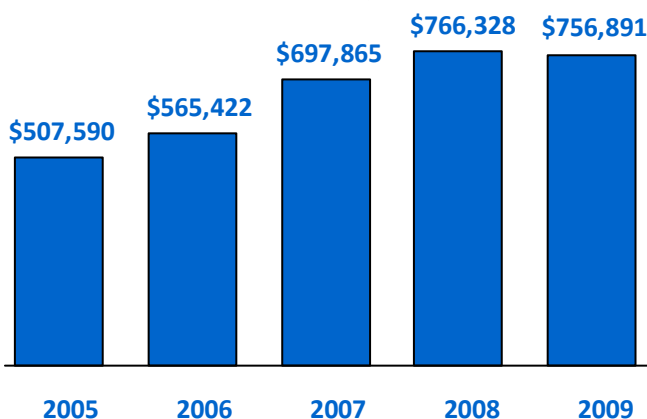
## System Characteristics

**Vehicles:** 12 Class 400 and 1 Class 500  
**Service Type:** Route Deviation, Dial-A-Ride and Subscription  
**Funding Class:** Rural

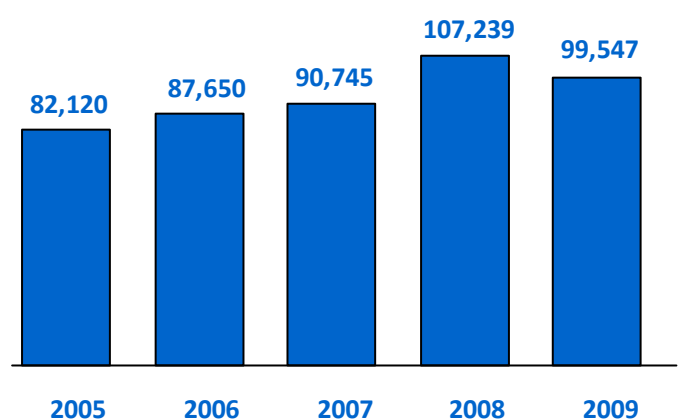
**Service Hours:**  
**Monday - Friday** 7:00 a.m.-6:00 p.m.  
**Saturday** 8:00 a.m.-5:00 p.m.  
**Sunday** No Service  
**Base Fare:** \$1.50

## System Data

### Operating Costs



### Ridership



# PINE RIVER RIDE WITH US BUS



**Contact:** Barbara Jorgenson  
**Title:** Transit Administrator  
**Address:** P. O. Box 87  
**City State Zip:** Pine River, MN 56474  
**Telephone:** 218.587.2440  
**Fax:** 218.587.2168  
**E-mail:** [prridewithusbus@hotmail.com](mailto:prridewithusbus@hotmail.com)  
**Website:** [www.pinerivermn.com](http://www.pinerivermn.com)

## 2009 Highlights

- Completed 19 years plus of accident free service.
- Increased ridership.

## System Snapshot

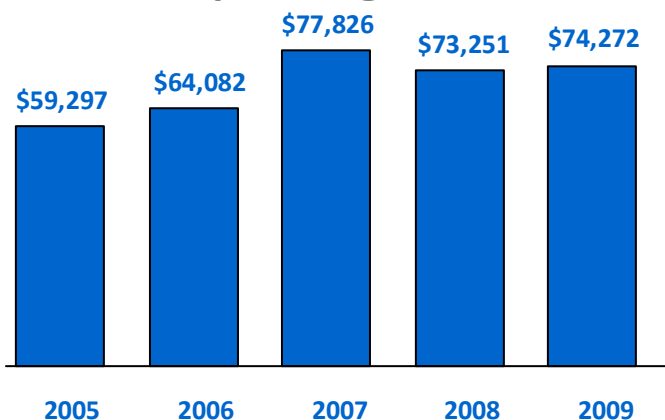
**Legal Name:** City of Pine River  
**Type of Government:** City  
**Area Served:** City of Pine River  
**Legislative District:** 4B  
**Congressional District:** 8

## System Characteristics

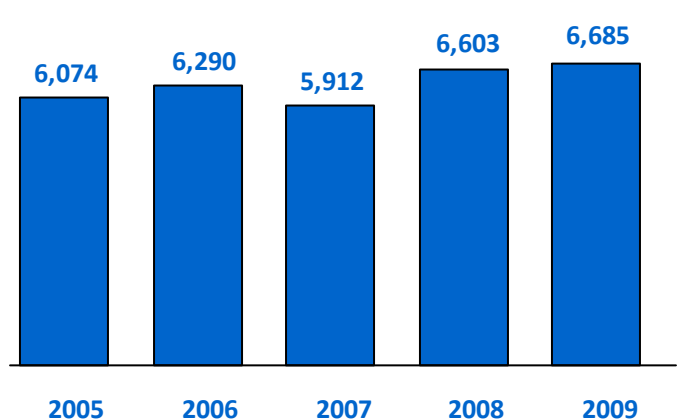
**Vehicles:** 1 Class 300  
**Service Type:** Dial-A-Ride  
**Funding Class:** Rural  
**Service Hours:**  
**Monday - Friday** 8:45 a.m.-4:15 p.m.  
**Saturday - Sunday** No Service  
**Base Fare:** \$1.00

## System Data

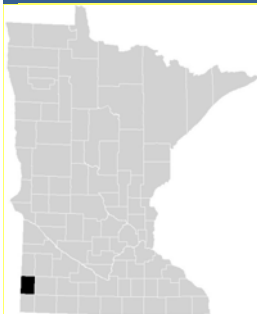
### Operating Costs



### Ridership



# PIPESTONE COUNTY TRANSIT



**Contact:** Marc Hall  
**Title:** Transit Director  
**Address:** 811 – 5<sup>th</sup> Street S.E.  
**City State Zip:** Pipestone, MN 56164  
**Telephone:** 507.825.3113  
**Fax:** 507.825.6774  
**E-mail:** [marc.hall@co.pipestone.mn.us](mailto:marc.hall@co.pipestone.mn.us)  
**Website:** [www.pipestone-county.com](http://www.pipestone-county.com)

## 2009 Highlights

- Purchased one new bus with Transit Capital Assistance ARRA Grant.

## System Snapshot

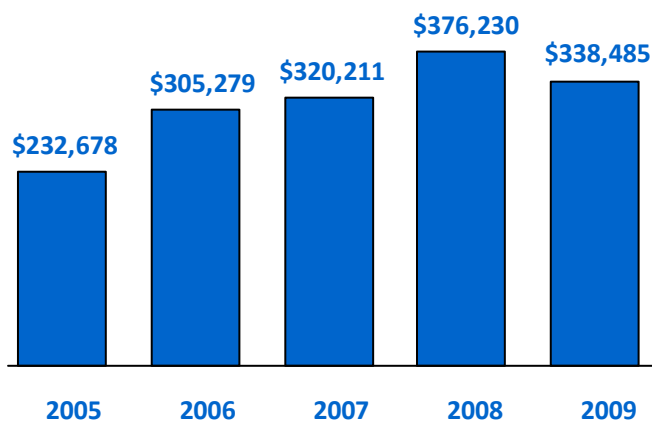
**Legal Name:** Pipestone County  
**Type of Government:** County  
**Area Served:** City of Pipestone and Pipestone County  
**Legislative Senate District:** 22  
**Legislative House District:** 22A  
**Congressional District:** 1

## System Characteristics

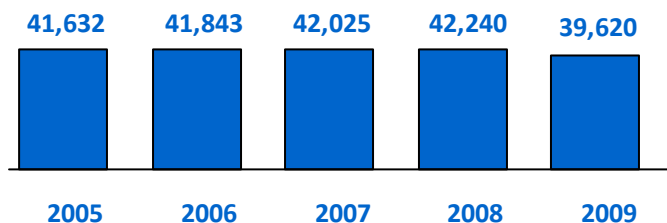
<b>Vehicles:</b>	4 Class 400	<b>Service Hours:</b>	
<b>Service Type:</b>	Dial-A-Ride	<b>Monday - Friday</b>	7:00 a.m.-5:00 p.m.
<b>Funding Class:</b>	Rural	<b>Saturday</b>	9:00 a.m.-3:00 p.m.
		<b>Sunday</b>	8:00 a.m.-1:00 p.m.
		<b>Base Fare:</b>	\$1.75 City

## System Data

### Operating Costs



### Ridership



# PRAIRIE FIVE RIDES



**Contact:** Ted Nelson  
**Title:** Transportation Program Manager  
**Address:** 7<sup>th</sup> & Washington Avenue, P. O. Box 159  
**City State Zip:** Montevideo, MN 56265  
**Telephone:** 320.269.8727  
**Fax:** 320.269.6570  
**E-mail:** [tedp5@willmarnet.com](mailto:tedp5@willmarnet.com)  
**Website:** [www.prairiefive.com](http://www.prairiefive.com)



## 2009 Highlights

- Participated in Boyd and Big Stone parades.
- Provided service to numerous community events including fairs and a fly-in.
- Displayed a bus at the Big Toys Expo in Ortonville, MN.

## System Snapshot

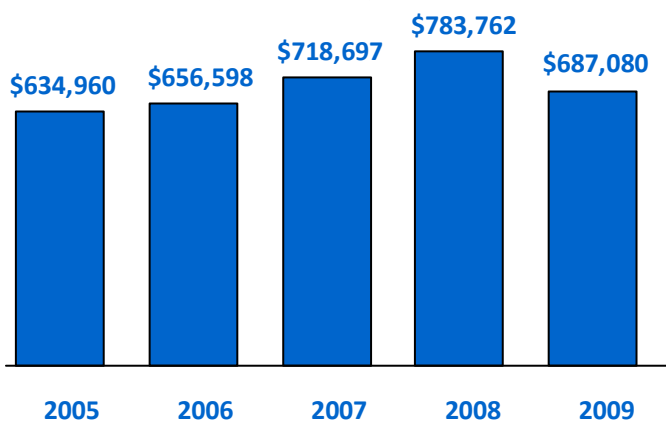
**Legal Name:** Prairie Five CAC, Inc.  
**Type of Government:** CAP  
**Area Served:** Big Stone, Chippewa, Lac Qui Parle, Swift and Yellow Medicine Counties  
**Legislative Senate District:** 20  
**Legislative House District:** 20A and 20B  
**Congressional District:** 7

## System Characteristics

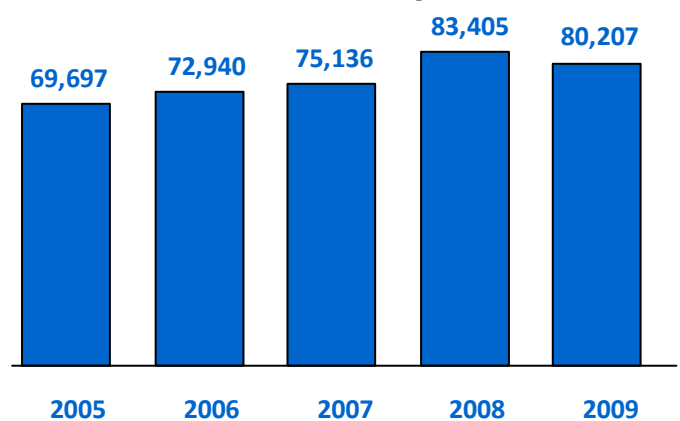
**Vehicles:** 9 Class 400  
**Service Type:** Dial-A-Ride  
**Funding Class:** Rural  
**Service Hours:**  
**Monday - Friday** 6:00 a.m.-6:00 p.m.  
**Saturday - Sunday** No Service  
**Base Fare:** \$1.00 cities served; \$.25 per mile county rides

## System Data

### Operating Costs



### Ridership



# PRAIRIELAND TRANSIT



**Contact:** Karen DeBoer  
**Title:** Transit Director  
**Address:** 1106 – 3<sup>rd</sup> Avenue, P. O. Box 787  
**City State Zip:** Worthington, MN 56187  
**Telephone:** 507.376.3322  
**Fax:** 507.372.4372  
**E-mail:** [kdeboer@smoc.us](mailto:kdeboer@smoc.us)  
**Website:** [N/A](http://N/A)



## 2009 Highlights

- Increase in adult and student passengers on Nobles County route system.
- Partnership with Nobles County to provide transportation to Nobles County Family Service clients.
- Purchased one new bus with a Transit Capital Assistance ARRA grant.

## System Snapshot

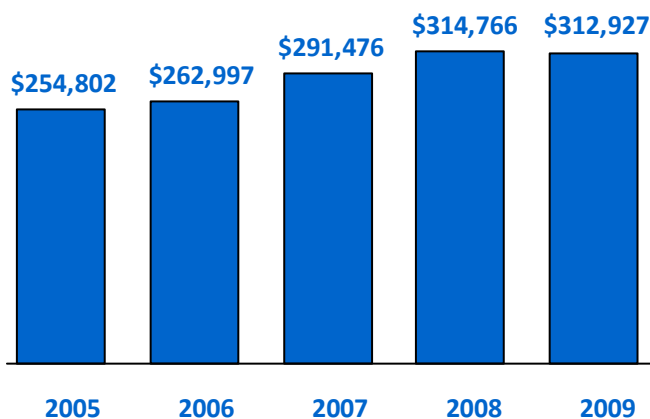
**Legal Name:** Southwestern Minnesota Opportunity Council, Inc.  
**Type of Government:** Private/Non-Profit  
**Area Served:** Nobles County  
**Legislative Senate District:** 22  
**Legislative House District:** 22A and 22B  
**Congressional District:** 1

## System Characteristics

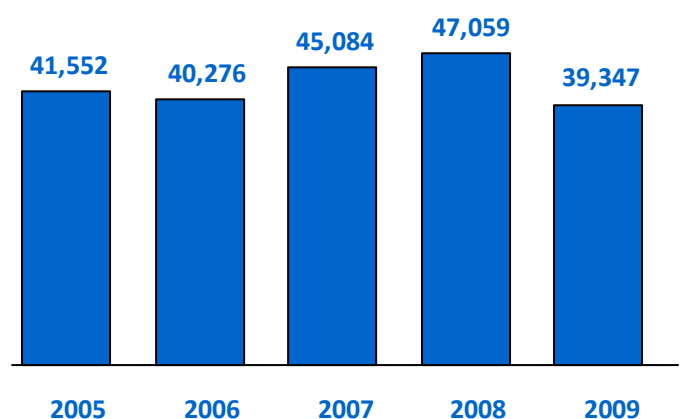
**Vehicles:** 2 Class 400  
**Service Type:** Route Deviation and Dial-A-Ride  
**Funding Class:** Rural  
**Service Hours:**  
**Monday - Friday** 7:00 a.m.-6:00 p.m.  
**Saturday - Sunday** No Service  
**Base Fare:** \$2.50

## System Data

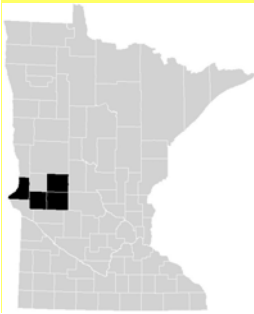
### Operating Costs



### Ridership



# RAINBOW RIDER TRANSIT



**Contact:** Harold Jennissen  
**Title:** Transit Director  
**Address:** 249 Poplar Avenue, P. O. Box 136  
**City State Zip:** Lowry, MN 56349  
**Telephone:** 320.283.5065  
**Fax:** 320.283.5066  
**E-mail:** [hjenn@runestone.net](mailto:hjenn@runestone.net)  
**Website:** [www.rainbowriderbus.com](http://www.rainbowriderbus.com)



## 2009 Highlights

- Completed the shop and garage in Lowry.
- Purchased three new buses with a Transit Capital Assistance ARRA Grant.
- Purchased eight hybrid buses with a TIGGER Grant.

## System Snapshot

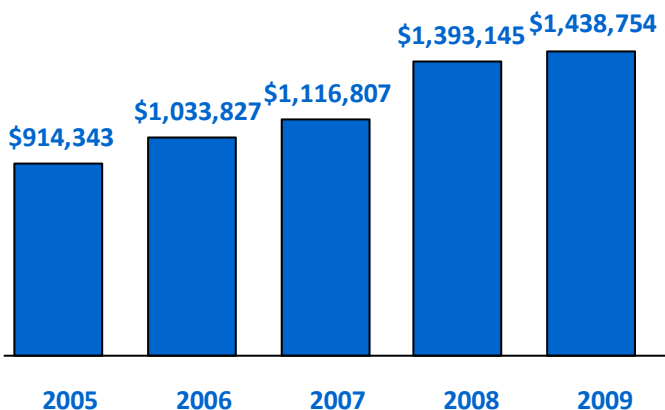
**Legal Name:** Rainbow Rider Transit Board  
**Type of Government:** Joint Powers Board  
**Area Served:** Douglas, Pope, Stevens, Traverse and Todd Counties  
**Legislative Senate District:** 09, 11 and 13  
**Legislative House District:** 09B, 11A, 11B and 13A  
**Congressional District:** 7

## System Characteristics

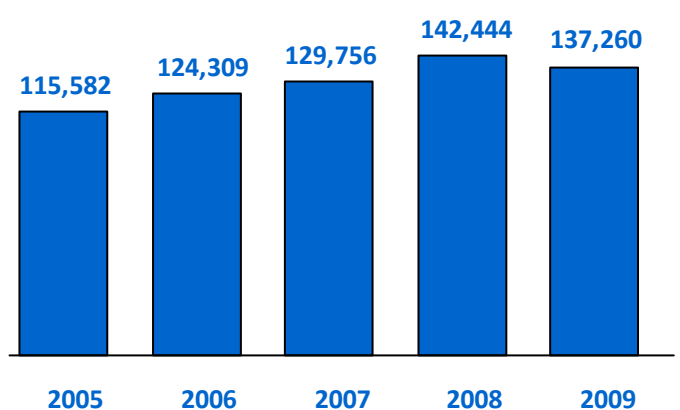
**Vehicles:** 29 Class 400, 1 Class 500 and 2 Vans  
**Service Type:** Dial-A-Ride  
**Funding Class:** Rural  
**Service Hours:**  
**Monday - Friday** 6:00 a.m.-7:45 p.m.  
**Saturday** 7:30 a.m. to 4:30 p.m.  
**Sunday** No Service  
**Base Fare:** \$2.00-\$5.00

## System Data

### Operating Costs



### Ridership



# RED LAKE TRANSIT



**Contact:** Mike Ness  
**Title:** Director  
**Address:** 24415 Highway 1, P. O. Box 95  
**City State Zip:** Red Lake, MN 56671  
**Telephone:** 218.679.2910  
**Fax:** 218.679.4099  
**E-mail:** [rltrans@paulbunyan.net](mailto:rltrans@paulbunyan.net)  
**Website:** [N/A](http://N/A)



## 2009 Highlights

- Received funding for two ARRA buses, facility expansion and radio upgrades.

## System Snapshot

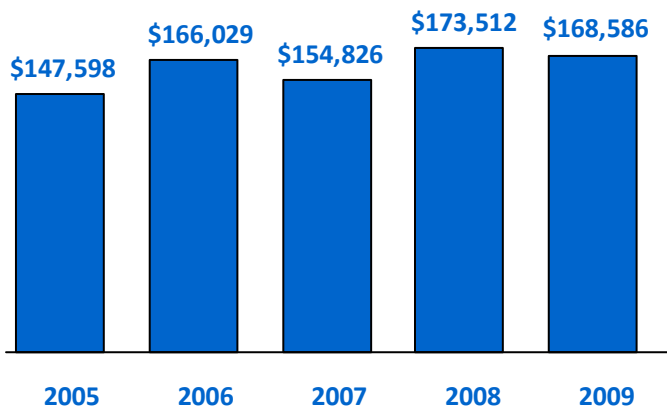
**Legal Name:** Red Lake Band of Chippewa Indians  
**Type of Government:** Tribal  
**Area Served:** Cities of Red Lake, Redby, Poneman, Little Rock Community and Bemidji  
**Legislative District:** 04A  
**Congressional District:** 7

## System Characteristics

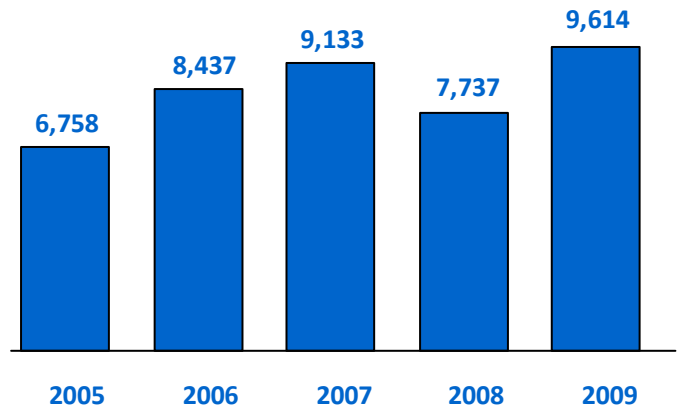
<b>Vehicles:</b>	1 Class 500	<b>Service Hours:</b>	
<b>Service Type:</b>	Deviated Fixed Route and Dial-A-Ride	<b>Monday - Friday</b>	6:00 a.m.-6:00 p.m.
		<b>Saturday - Sunday</b>	No Service
<b>Funding Class:</b>	Rural	<b>Base Fare:</b>	\$1.00

## System Data

### Operating Costs

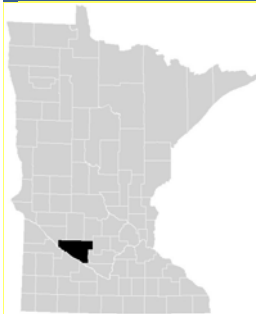


### Ridership





# RENVILLE COUNTY HEARTLAND EXPRESS



**Contact:** Rachel Schneiderman  
**Title:** Director  
**Address:** 612 East Lincoln  
**City State Zip:** Olivia, MN 56277  
**Telephone:** 320.523.3589  
**Fax:** 320.523.1043  
**E-mail:** [rachel\\_s@co.renville.mn.us](mailto:rachel_s@co.renville.mn.us)  
**Website:** [www.co.renville.mn.us](http://www.co.renville.mn.us)



## 2009 Highlights

- Secured city funding from eight out of ten cities.
- Had an accident free year.
- Hired full-time dispatcher.
- Increased poll drivers to five.

## System Snapshot

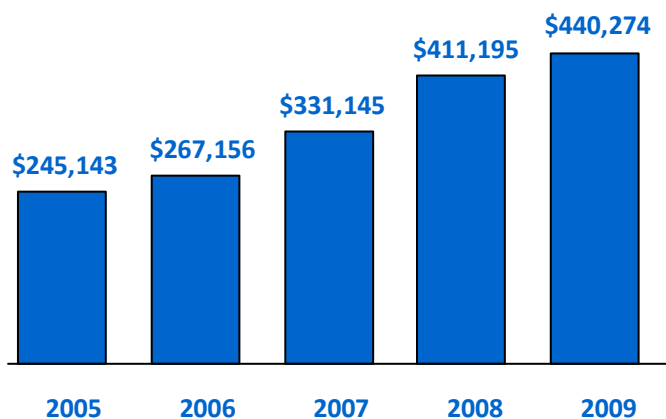
**Legal Name:** Renville County  
**Type of Government:** County  
**Area Served:** Renville County  
**Legislative Senate District:** 20  
**Legislative House District:** 20B  
**Congressional District:** 7

## System Characteristics

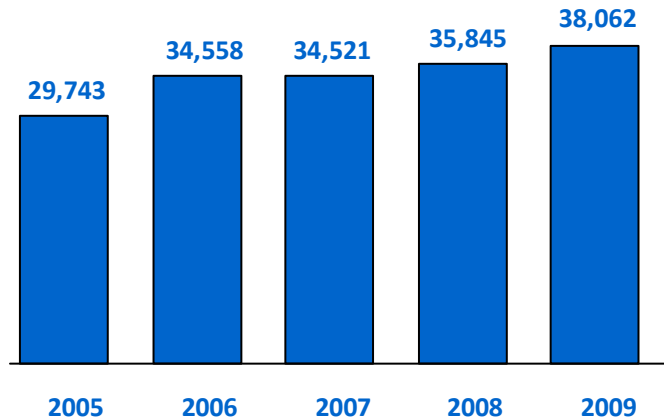
<b>Vehicles:</b>	7 Class 400	<b>Service Hours:</b>	
<b>Service Type:</b>	Dial-A-Ride	<b>Monday - Friday</b>	6:30 a.m.-5:30 p.m.
<b>Funding Class:</b>	Rural	<b>Saturday - Sunday</b>	No Service
		<b>Base Fare:</b>	\$1.50-\$4.00

## System Data

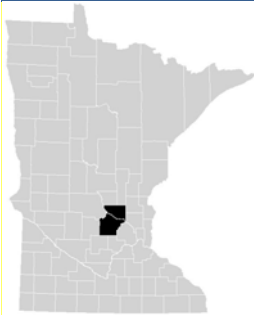
### Operating Costs



### Ridership



# RIVERRIDER PUBLIC TRANSIT



**Contact:** Chad Gessell  
**Title:** Transit Director  
**Address:** 17211 – 198<sup>th</sup> Avenue N.W., P. O. Box 395  
**City State Zip:** Big Lake, MN 55309  
**Telephone:** 763.263.0101  
**Fax:** 763.263.0112  
**E-mail:** [chadg@izoom.net](mailto:chadg@izoom.net)  
**Website:** [www.riverridertransit.com](http://www.riverridertransit.com)

## 2009 Highlights

- Successfully completed the first year of new service in the city of Delano.
- Purchased a new bus with a Transit Capital Assistance ARRA Grant.

## System Snapshot

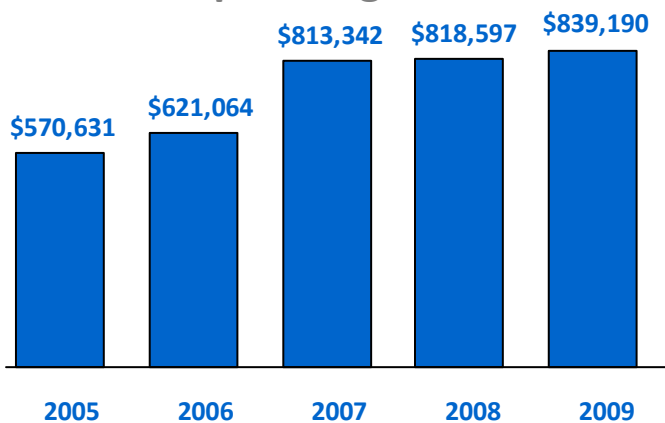
**Legal Name:** RiverRider Public Transit  
**Type of Government:** Joint Powers Board  
**Area Served:** Sherburne and Wright Counties  
**Legislative Senate District:** 15, 16, 18, 19, 32 and 48  
**Legislative House District:** 15B, 16A, 16B, 18B, 19A, 19B, 32A and 48A  
**Congressional District:** 6

## System Characteristics

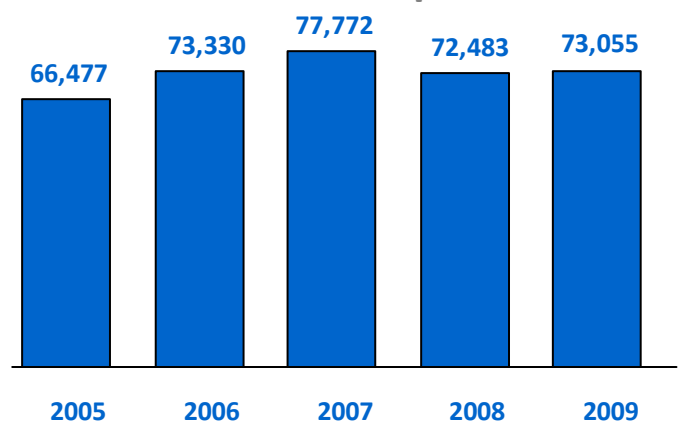
**Vehicles:** 7 Class 400 and 7 Class 500  
**Service Type:** Deviated Route and Dial-A-Ride  
**Funding Class:** Rural  
**Service Hours:**  
**Monday - Friday** 7:00 am.-5:00 p.m.  
**Saturday - Sunday** No Service  
**Base Fare:** \$1.25

## System Data

### Operating Costs



### Ridership



# ROCHESTER PUBLIC TRANSIT – REGULAR ROUTE



**Contact:** Anthony Knauer  
**Title:** Transit & Parking Manager  
**Address:** 201 – 4<sup>th</sup> Street S.E.  
**City State Zip:** Rochester, MN 55904  
**Telephone:** 507.328.2424  
**Fax:** 507.328.2401  
**E-mail:** [tknauer@rochestermn.gov](mailto:tknauer@rochestermn.gov)  
**Website:** [www.rochesterbus.com](http://www.rochesterbus.com)



## 2009 Highlights

- Received two ARRA grants for the city's Transit Operation Center, rebuild downtown bus stops and purchase of a bus.
- Completed and awarded design of downtown transit station and downtown bus stops.

## System Snapshot

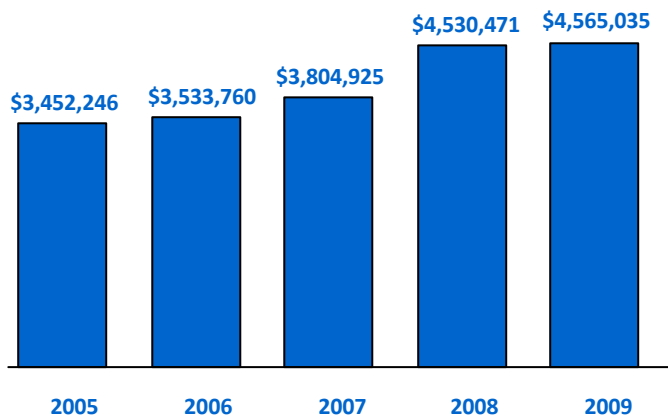
**Legal Name:** City of Rochester  
**Type of Government:** City  
**Area Served:** City of Rochester  
**Legislative District:** 29A, 29B, 30A and 30B  
**Congressional District:** 1

## System Characteristics

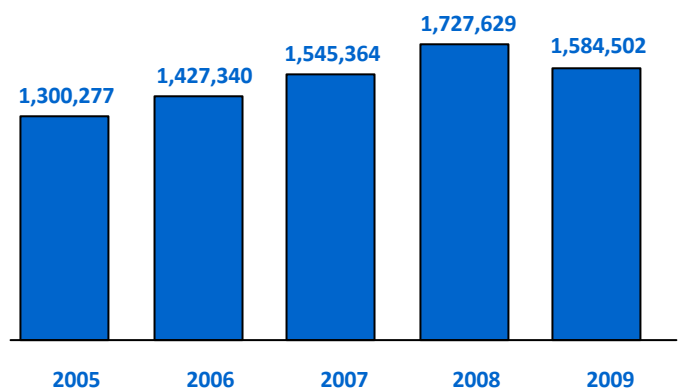
<b>Vehicles:</b>	39 Class 700	<b>Service Hours:</b>	
<b>Service Type:</b>	Regular Route	<b>Monday - Friday</b>	5:30 a.m.-10:00 p.m.
<b>Funding Class:</b>	Urban	<b>Saturday</b>	8:15 a.m.-6:40 p.m.
		<b>Sunday</b>	No Service
		<b>Base Fare:</b>	\$2.00

## System Data

### Operating Costs



### Ridership



# ROCHESTER DIAL-A-RIDE



**Contact:** Anthony Knauer  
**Title:** Transit & Parking Manager  
**Address:** 201 – 4<sup>th</sup> Street S.E.  
**City State Zip:** Rochester, MN 55904  
**Telephone:** 507.328.2424  
**Fax:** 507.328.2401  
**E-mail:** [tknauer@rochestermn.gov](mailto:tknauer@rochestermn.gov)  
**Website:** [www.rochesterbus.com](http://www.rochesterbus.com)



## 2009 Highlights

- Improved cost for service.

## System Snapshot

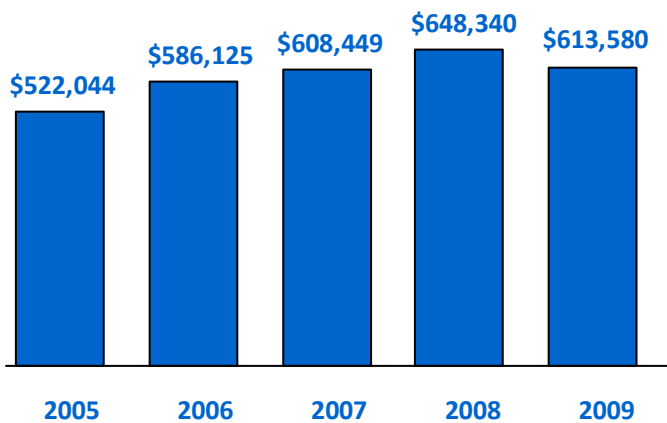
**Legal Name:** City of Rochester  
**Type of Government:** City  
**Area Served:** City of Rochester  
**Legislative District:** 29A, 29B, 30A and 30B  
**Congressional District:** 1

## System Characteristics

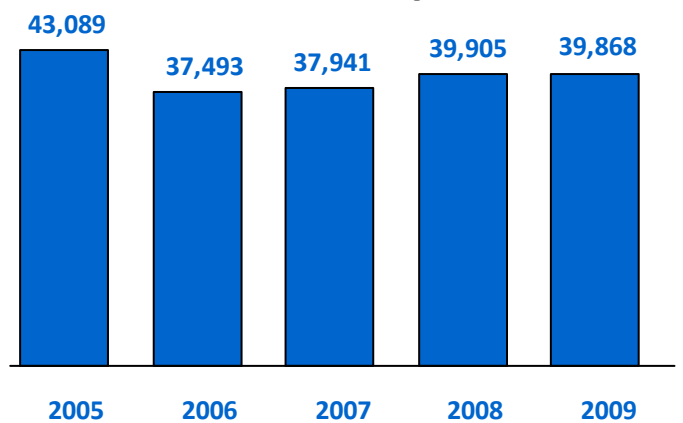
<b>Vehicles:</b>	1 Class 500 and 4 Class 600	<b>Service Hours:</b>	
<b>Service Type:</b>	Dial-A-Ride	<b>Monday - Friday</b>	5:30 a.m.-10:00 p.m.
<b>Funding Class:</b>	Urban	<b>Saturday</b>	7:00 a.m.-7:00 p.m.
		<b>Sunday</b>	No Service
		<b>Base Fare:</b>	\$3.00

## System Data

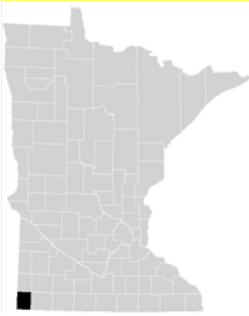
### Operating Costs



### Ridership



# ROCK COUNTY HEARTLAND EXPRESS



**Contact:** Terrie Gulden  
**Title:** Transit Director  
**Address:** 1110 N. Blue Mound Ave., P. O. Box 713  
**City State Zip:** Luverne, MN 56156  
**Telephone:** 507.283.5058  
**Fax:** 507.283.5059  
**E-mail:** [terrie.gulden@co.rock.mn.us](mailto:terrie.gulden@co.rock.mn.us)  
**Website:** [www.co.rock.mn.us/page13.html](http://www.co.rock.mn.us/page13.html)



## 2009 Highlights

- Completed move to new transit office and garage.
- Had an accident free year.
- Maintained ridership levels.
- Purchased one new bus with a Transit Capital Assistance ARRA Grant.

## System Snapshot

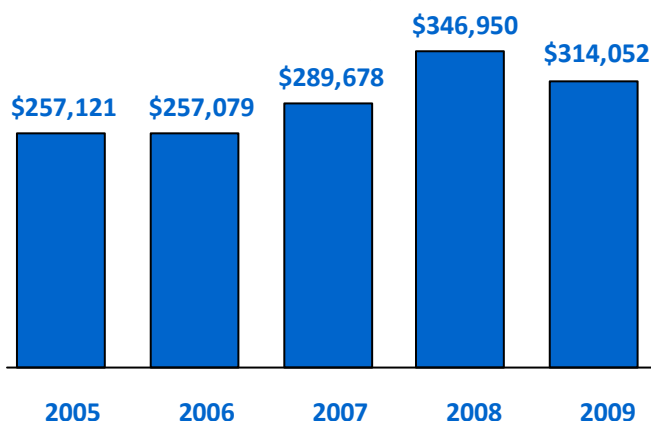
**Legal Name:** Rock County  
**Type of Government:** County  
**Area Served:** Rock County  
**Legislative Senate District:** 22  
**Legislative House District:** 22A  
**Congressional District:** 1

## System Characteristics

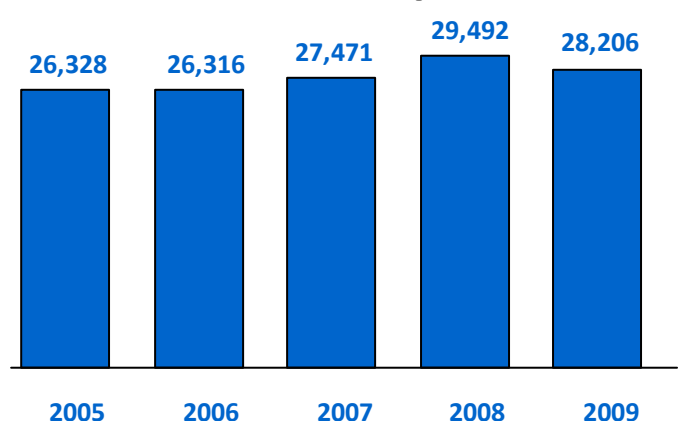
<b>Vehicles:</b>	3 Class 400	<b>Service Hours:</b>	
<b>Service Type:</b>	Dial-A-Ride	<b>Monday - Friday</b>	7:30 a.m.-5:00 p.m.
<b>Funding Class:</b>	Rural	<b>Saturday</b>	No Service
		<b>Sunday</b>	8:00 a.m.-12:00 p.m.
		<b>Base Fare:</b>	\$2.50-\$6.00; Fee by Zone

## System Data

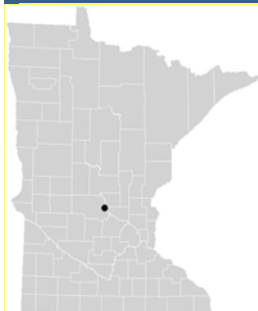
### Operating Costs



### Ridership



# ST. CLOUD METRO BUS – FIXED ROUTE



**Contact:** David Tripp  
**Title:** Executive Director  
**Address:** 665 Franklin Avenue N.E.  
**City State Zip:** St. Cloud, MN 56304  
**Telephone:** 320.251.1499 Ext. 106  
**Fax:** 320.251.3499  
**E-mail:** [dtripp@stcloudmtc.com](mailto:dtripp@stcloudmtc.com)  
**Website:** [www.ridemetrobus.com](http://www.ridemetrobus.com)



## 2009 Highlights

- Served record ridership on SCSU late night routes.
- Completed study to expand downtown Transit Center and received approval and capital funding to acquire neighboring properties to begin project.
- Completed Transit System Performance Analysis, System Redesign, Market Study and Long Range Plan Update Study.

## System Snapshot

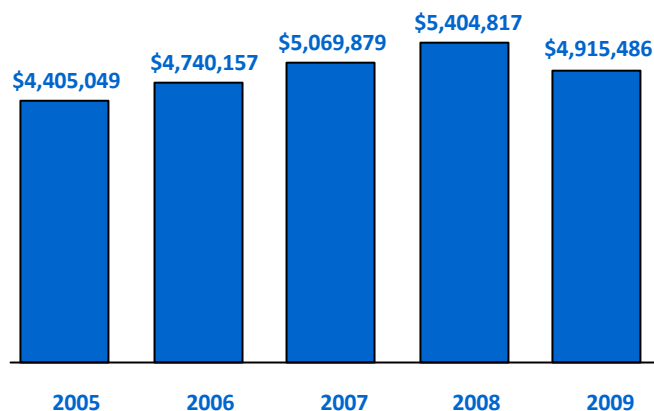
**Legal Name:** St. Cloud Metropolitan Transit Commission  
**Type of Government:** Transit Authority  
**Area Served:** Cities of St. Cloud, Sartell, Sauk Rapids and Waite Park  
**Legislative District:** 14A, 15A and 15B  
**Congressional District:** 6

## System Characteristics

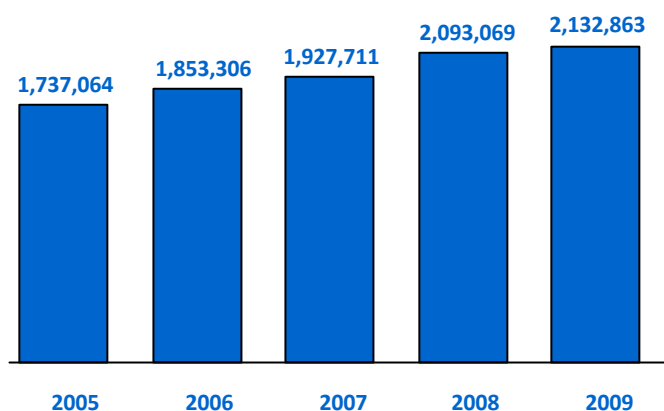
**Vehicles:** 2 Class 500, 36 Class 700 and 1 Trolley Bus  
**Service Hours:**  
**Monday - Friday** 5:25 a.m.-12:00 a.m.  
**Saturday** 7:45 a.m.-6:45 p.m.  
**Sunday** 9:00 a.m.-6:00 p.m.  
**Base Fare:** \$1.00

## System Data

### Operating Costs



### Ridership



# ST. CLOUD METRO BUS – DIAL-A-RIDE



**Contact:** David Tripp  
**Title:** Executive Director  
**Address:** 665 Franklin Avenue N.E.  
**City State Zip:** St. Cloud, MN 56304  
**Telephone:** 320.529.4482  
**Fax:** 320.251.3499  
**E-mail:** [dtripp@stcloudmtc.com](mailto:dtripp@stcloudmtc.com)  
**Website:** [www.ridemetrobus.com](http://www.ridemetrobus.com)



## 2009 Highlights

- Successfully continued a New Freedom grant for the Community Outreach and Travel Training Program to assist traditional Dial-A-Ride ADA riders and transit beginners when using fixed route transit services.
- Continued implementation of new ADA eligibility process for the Dial-A-Ride program.
- Continued replacement of 20+ year old low-floor Orion II ADA bus fleet.

## System Snapshot

**Legal Name:** St. Cloud Metropolitan Transit Commission  
**Type of Government:** Transit Authority  
**Area Served:** Cities of St. Cloud, Sartell, Sauk Rapids and Waite Park  
**Legislative District:** 14A, 15A and 15B  
**Congressional District:** 6

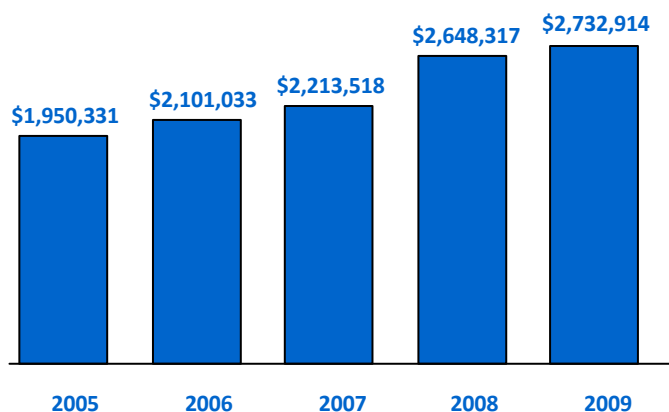
## System Characteristics

**Vehicles:** 8 Class 400, 9 Class 500 and 5 Class 600  
**Service Type:** Dial-A-Ride  
**Funding Class:** Complementary Paratransit

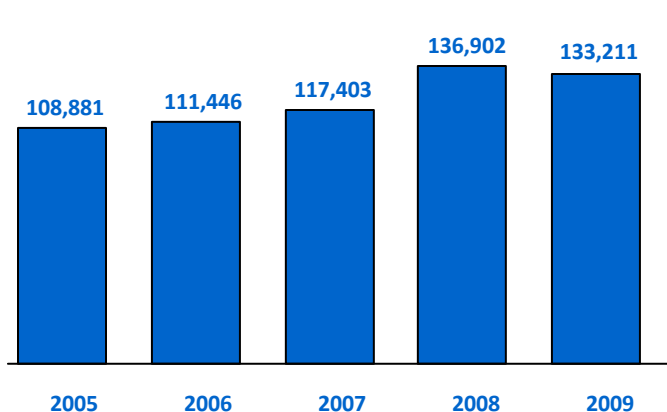
**Service Hours:**  
**Monday - Friday** 5:30 a.m.-12:00 a.m.  
**Saturday** 7:45 a.m.-6:45 p.m.  
**Sunday** 9:00 a.m.-6:00 p.m.  
**Base Fare:** \$2.00

## System Data

### Operating Costs



### Ridership



# ST. PETER TRANSIT



**Contact:** Dwile Kwasniewski  
**Title:** Transit Coordinator  
**Address:** 227 South Front Street  
**City State Zip:** St. Peter, MN 56082  
**Telephone:** 507.934.0717  
**Fax:** 507.934.4917  
**E-mail:** [dwilek@saintpetermn.gov](mailto:dwilek@saintpetermn.gov)  
**Website:** [www.saintpetermn.gov/transit/](http://www.saintpetermn.gov/transit/)



## 2009 Highlights

- Increased ridership. Ridership has more than doubled since 2005.

## System Snapshot

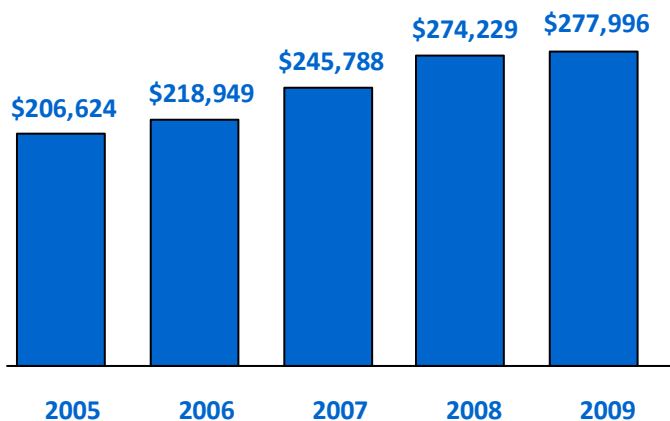
**Legal Name:** City of St. Peter  
**Type of Government:** City  
**Area Served:** Cities of Kasota and St. Peter  
**Legislative District:** 23A and 25A  
**Congressional District:** 1 and 2

## System Characteristics

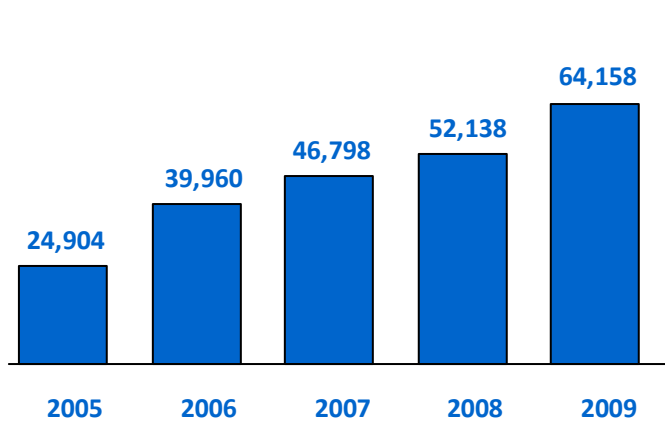
<b>Vehicles:</b>	3 Class 400	<b>Service Hours:</b>	
<b>Service Type:</b>	Dial-A-Ride	<b>Monday - Friday</b>	7:00 a.m.-8:00 p.m.
<b>Funding Class:</b>	Small Urban	<b>Saturday</b>	10:00 a.m.-5:00 p.m.
		<b>Sunday</b>	No Service
		<b>Base Fare:</b>	\$1.75

## System Data

### Operating Costs



### Ridership





# SEMCAC TRANSPORTATION



**Contact:** Erlene Welshons  
**Title:** Transportation Director  
**Address:** 204 South Elm Street, P. O. Box 549  
**City State Zip:** Rushford, MN 55971  
**Telephone:** 507.864.8238  
**Fax:** 507.864.2440  
**E-mail:** [erlene.welshons@semcac.org](mailto:erlene.welshons@semcac.org)  
**Website:** [www.semcac.org](http://www.semcac.org)



## 2009 Highlights

- Established new pre-school route in Fillmore County.

## System Snapshot

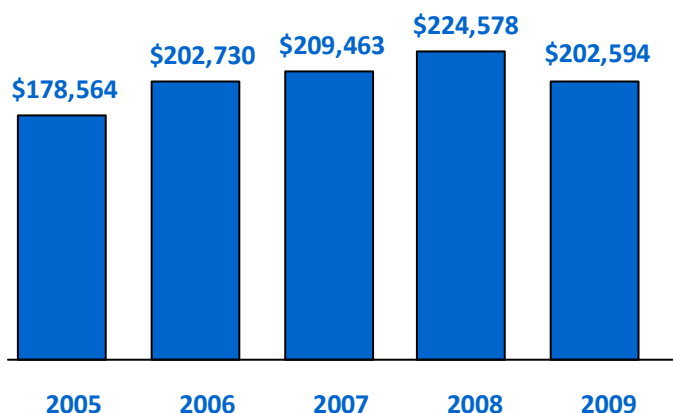
**Legal Name:** SEMCAC  
**Type of Government:** CAP  
**Area Served:** Dodge, Fillmore, Houston and Winona Counties and the City of Blooming Prairie  
**Legislative Senate District:** 27, 28, 29 and 31  
**Legislative House District:** 27B, 28B, 29A, 31A and 31B  
**Congressional District:** 1

## System Characteristics

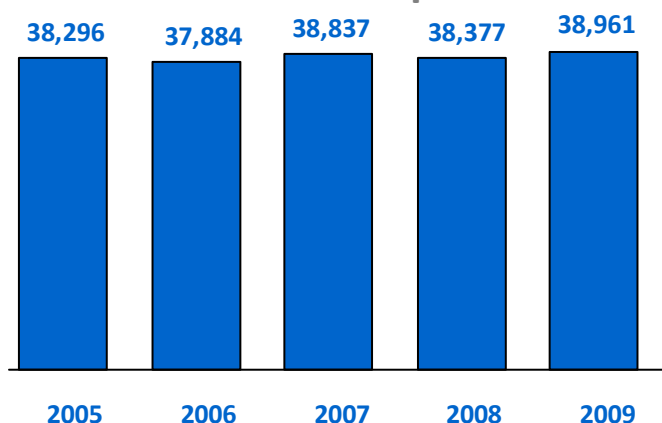
<b>Vehicles:</b>	1 Class 300 and 7 Class 400	<b>Service Hours:</b>	
<b>Service Type:</b>	Route Deviation, Dial-A-Ride, Route Guarantee and Subscription	<b>Monday - Friday</b>	8:00 a.m.-4:30 p.m.
<b>Funding Class:</b>	Rural	<b>Saturday - Sunday</b>	No Service
		<b>Base Fare:</b>	\$1.25-\$2.75

## System Data

### Operating Costs



### Ridership



# STEELE COUNTY AREA TRANSIT (SCAT)



**Contact:** Mary Wacek  
**Title:** Interim Transit Coordinator  
**Address:** 630 Florence Avenue  
**City State Zip:** Owatonna, MN 55060  
**Telephone:** 507.444.7500  
**Fax:** 507.451.5947  
**E-mail:** [mary.wacek@co.steele.mn.us](mailto:mary.wacek@co.steele.mn.us)  
**Website:** [www.co.steele.mn.us](http://www.co.steele.mn.us)



## 2009 Highlights

- Implemented third-party dispatching service.
- Piloted a new route service to city water park.

## System Snapshot

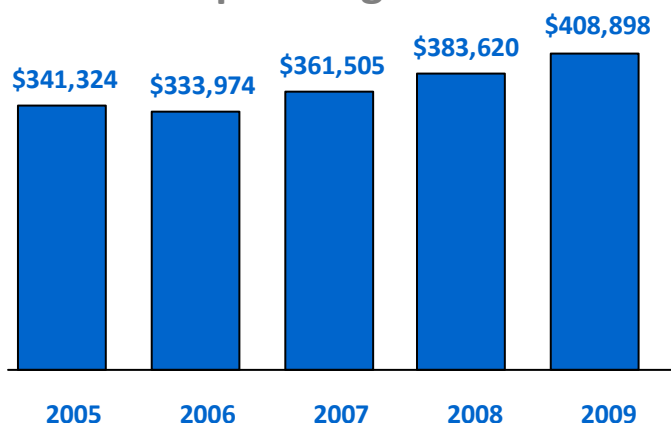
**Legal Name:** Steele County  
**Type of Government:** County  
**Area Served:** City of Owatonna and Steele County  
**Legislative Senate District:** 26  
**Legislative House District:** 26A and 26B  
**Congressional District:** 1

## System Characteristics

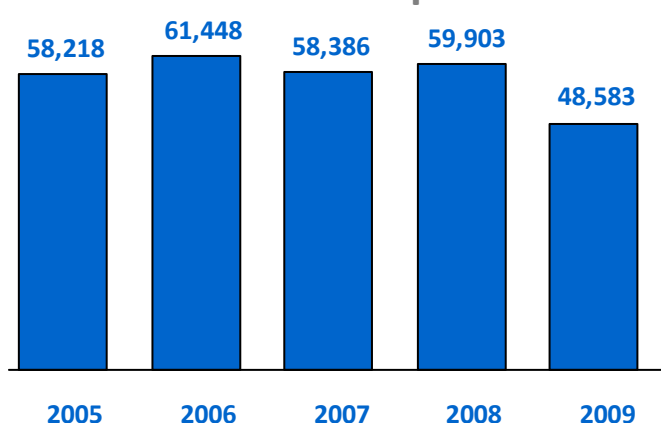
<b>Vehicles:</b>	4 Class 400	<b>Service Hours:</b>	
<b>Service Type:</b>	Route Deviation and Dial-A-Ride	<b>Monday - Friday</b>	6:00 a.m.-6:00 p.m.
<b>Funding Class:</b>	Rural	<b>Saturday</b>	9:00 a.m.-3:00 p.m.
		<b>Sunday</b>	7:30 a.m.-1:00 p.m.
		<b>Base Fare:</b>	\$1.75-\$2.50

## System Data

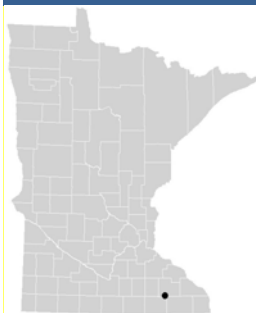
### Operating Costs



### Ridership



# STEWARTVILLE HEARTLAND EXPRESS



**Contact:** Barbara Neubauer  
**Title:** Finance Director  
**Address:** 105 East 1<sup>st</sup> Street  
**City State Zip:** Stewartville, MN 55976  
**Telephone:** 507.533.4745  
**Fax:** 507.533.4746  
**E-mail:** [bneubauer@stewartvillemn.com](mailto:bneubauer@stewartvillemn.com)  
**Website:** [www.stewartvillemn.com](http://www.stewartvillemn.com)



## 2009 Highlights

- Increased student and child ridership.

## System Snapshot

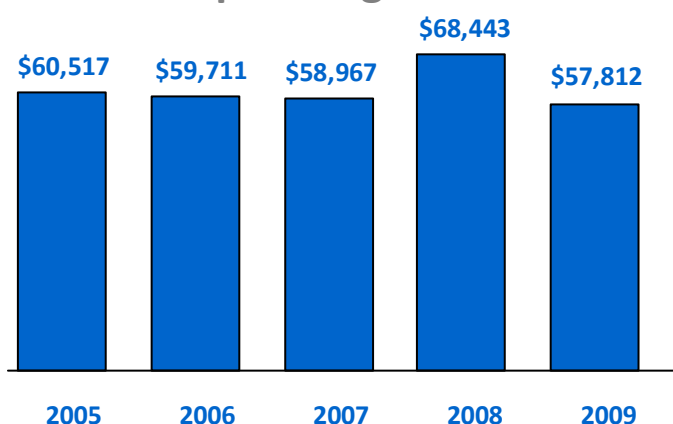
**Legal Name:** City of Stewartville  
**Type of Government:** City  
**Area Served:** City of Stewartville  
**Legislative District:** 30B  
**Congressional District:** 1

## System Characteristics

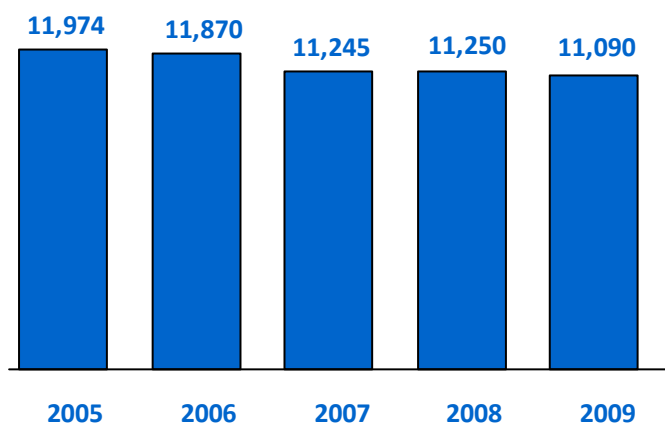
<b>Vehicles:</b>	1 Class 400	<b>Service Hours:</b>	
<b>Service Type:</b>	Dial-A-Ride	<b>Monday - Friday</b>	8:30 a.m.-5:00 p.m.
<b>Funding Class:</b>	Small Urban	<b>Saturday - Sunday</b>	No Service
		<b>Base Fare:</b>	\$1.25

## System Data

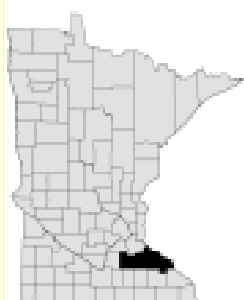
### Operating Costs



### Ridership



# THREE RIVERS HIAWATHALAND TRANSIT



**Contact:** Amy Repinski  
**Title:** Transportation Director  
**Address:** 55049 – 241<sup>st</sup> Avenue  
**City State Zip:** Plainview, MN 55964  
**Telephone:** 507.421.1668  
**Fax:** 507.534.9275  
**E-mail:** [amy.repinski@threeriverscap.org](mailto:amy.repinski@threeriverscap.org)  
**Website:** [www.threeriverscap.org](http://www.threeriverscap.org)



## 2009 Highlights

- Enhanced route system and DAR services with Red Wing service area to better meet ridership travel needs.
- Purchased one new bus with a Transit Capital Assistance ARRA Grant.

## System Snapshot

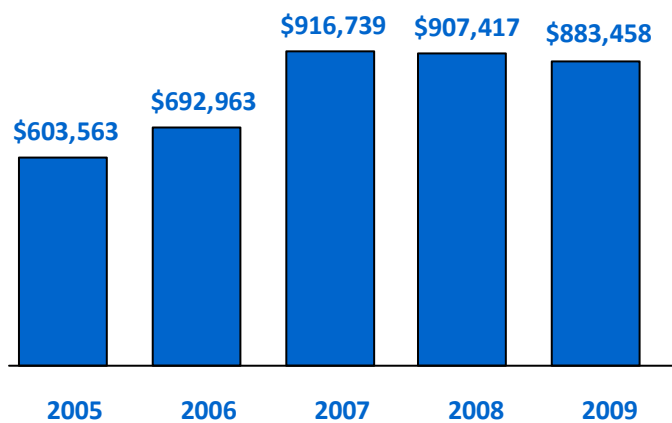
**Legal Name:** Three Rivers Community Action, Inc.  
**Type of Government:** CAP  
**Area Served:** Goodhue and Wabasha Counties  
**Legislative Senate District:** 25, 26, 28, 30 and 36  
**Legislative House District:** 25B, 26B, 28A, 28B, 30B and 36B  
**Congressional District:** 1 and 2

## System Characteristics

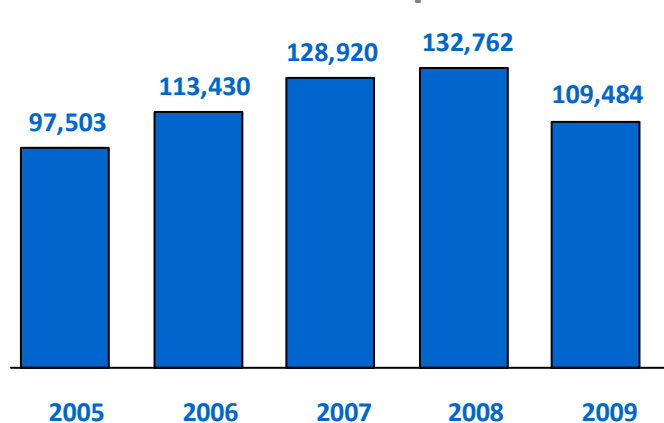
<b>Vehicles:</b>	14 Class 400 and 2 Class 500	<b>Service Hours:</b>	
<b>Service Type:</b>	Route Deviation, Dial-A-Ride and Subscription	<b>Monday - Friday</b>	6:00 a.m.-6:45 p.m.
		<b>Saturday - Sunday</b>	No Service
<b>Funding Class:</b>	Rural	<b>Base Fare:</b>	\$1.25

## System Data

### Operating Costs



### Ridership



# TIMBER TRAILS PUBLIC TRANSIT



**Contact:** Helen Pieper  
**Title:** Transit Director  
**Address:** 905 East Forest Avenue, Suite 127  
**City State Zip:** Mora, MN 55051  
**Telephone:** 320.679.6462  
**Fax:** 320.679.6333  
**E-mail:** [helen.pieper@co.kanabec.mn.us](mailto:helen.pieper@co.kanabec.mn.us)  
**Website:** [www.timbertrailstransit.com](http://www.timbertrailstransit.com)



## 2009 Highlights

- Merged existing Kanabec County Senior Transit Program with Mille Lacs County Public Transit. This merge was embraced by the local communities and expanded public transit services into Kanabec County.
- Purchased one new bus with a Transit Capital Assistance ARRA Grant.

## System Snapshot

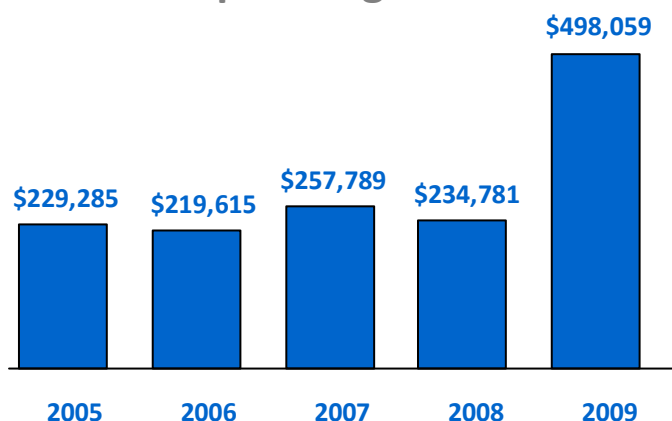
**Legal Name:** Timber Trails Public Transit, Inc.  
**Type of Government:** Non-Profit  
**Area Served:** Mille Lacs and Kanabec Counties  
**Legislative Senate District:** 16  
**Legislative House District:** 16A  
**Congressional District:** 8

## System Characteristics

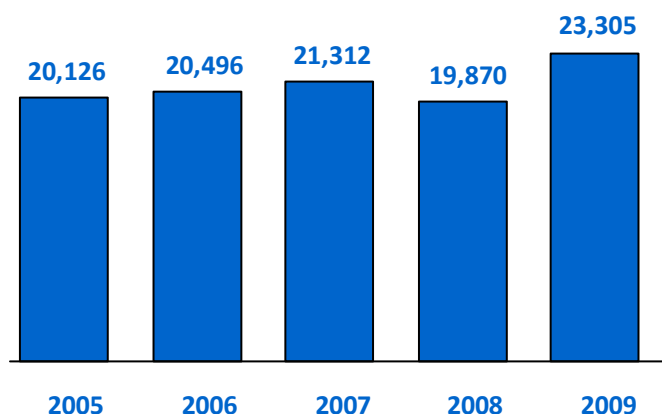
<b>Vehicles:</b>	5 Class 400	<b>Service Hours:</b>	
<b>Service Type:</b>	Demand Response	<b>Monday - Friday</b>	7:00 a.m.-6:00 p.m.
<b>Funding Class:</b>	Rural	<b>Saturday</b>	No Service
		<b>Sunday</b>	8:00 a.m.-12:00 p.m.
		<b>Base Fare:</b>	\$2.50

## System Data

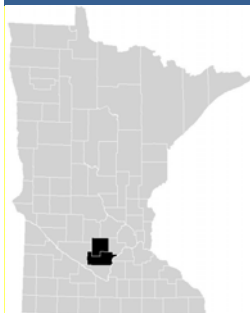
### Operating Costs



### Ridership



# TRAILBLAZER TRANSIT



**Contact:** Gary Ludwig  
**Title:** Director  
**Address:** 112 Fifth Street, P. O. Box 88  
**City State Zip:** Gaylord, MN 55334  
**Telephone:** 507.237.3500  
**Fax:** 507.237.3503  
**E-mail:** [gludwig@trailblazertransit.com](mailto:gludwig@trailblazertransit.com)  
**Website:** [www.trailblazertransit.com](http://www.trailblazertransit.com)



## 2009 Highlights

- Increased ridership.
- Implemented computer-aided dispatching software.
- Started operating JARC (Section 5316) service.

## System Snapshot

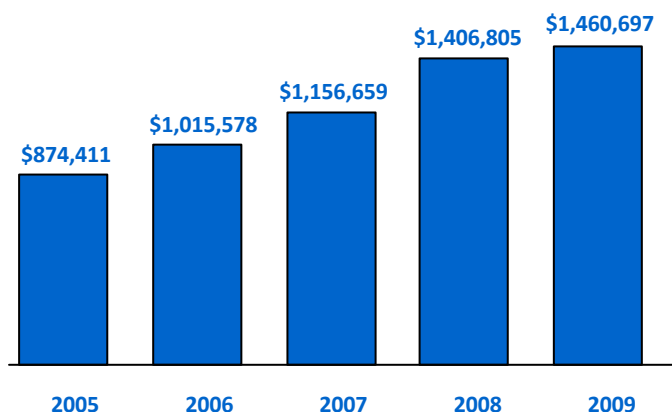
**Legal Name:** Trailblazer Joint Powers Board  
**Type of Government:** Joint Powers  
**Area Served:** McLeod and Sibley Counties  
**Legislative Senate District:** 18, 23 and 25  
**Legislative House District:** 18A, 23A and 25A  
**Congressional District:** 7

## System Characteristics

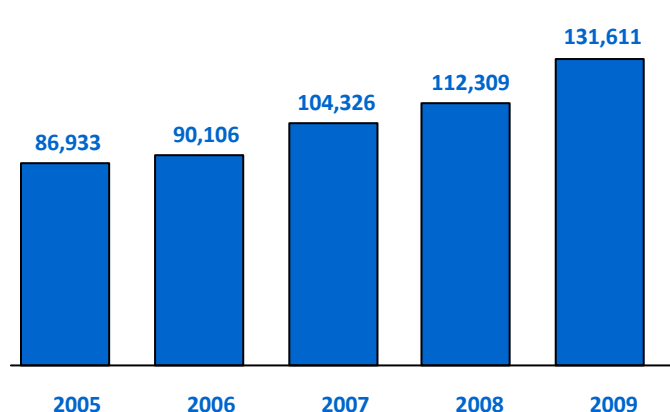
<b>Vehicles:</b>	18 Class 400	<b>Service Hours:</b>	
<b>Service Type:</b>	Dial-A-Ride and Volunteer	<b>Monday - Friday</b>	6:30 a.m.-5:30 p.m.
<b>Funding Class:</b>	Rural	<b>Saturday - Sunday</b>	No Service
		<b>Base Fare:</b>	\$2.00

## System Data

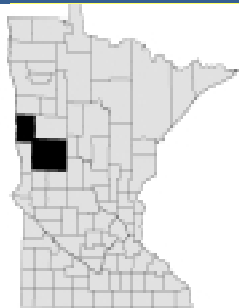
### Operating Costs



### Ridership



# TRANSIT ALTERNATIVES



**Contact:** Daryn Toso  
**Title:** Transit Services Director  
**Address:** 1225 North Tower Road  
**City State Zip:** Fergus Falls, MN 56537  
**Telephone:** 218.998.3002  
**Fax:** 218.998.3007  
**E-mail:** [darynt@paiff.org](mailto:darynt@paiff.org)  
**Website:** [www.paiff.org](http://www.paiff.org)



## 2009 Highlights

- Began providing services in rural Clay County.
- Increased ridership.
- Awarded a TIGGER Grant to purchase eight hybrid buses.
- Purchased one new bus with a Transit Capital Assistance ARRA Grant.

## System Snapshot

**Legal Name:** Productive Alternatives, Inc.  
**Type of Government:** Non-Profit  
**Area Served:** Clay and Otter Tail Counties  
**Legislative Senate District:** 09 and 10  
**Legislative House District:** 09A, 09B, 10A and 10B  
**Congressional District:** 7

## System Characteristics

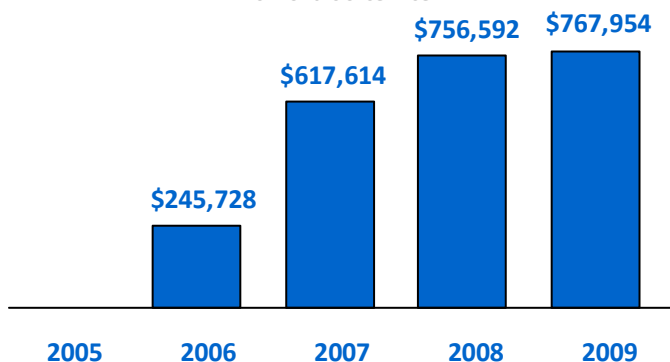
**Vehicles:** 12 Class 400 and 4 Class 500  
**Service Type:** Route Deviation, Dial-A-Ride and Subscription  
**Funding Class:** Rural

**Service Hours:**  
**Monday - Friday** 6:00 a.m.-6:00 p.m.  
**Saturday - Sunday** No Service  
**Base Fare:** \$1.00-\$5.00

## System Data

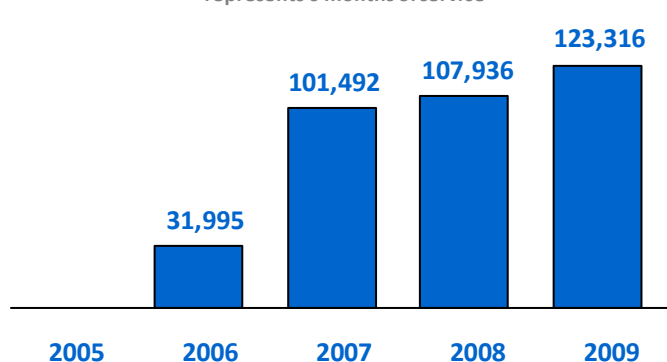
### Operating Costs

2006 Operating Costs represents  
6 months of service

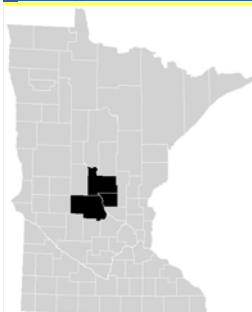


### Ridership

2006 Ridership numbers  
represents 6 months of service



# TRI-CAP TRANSIT CONNECTION



**Contact:** Linda Elfstrand  
**Title:** Transportation Director  
**Address:** 1200 – 23<sup>rd</sup> Avenue South, P. O. Box 683  
**City State Zip:** Waite Park, MN 56387  
**Telephone:** 320.202.7824  
**Fax:** 320.529.4841  
**E-mail:** [linda.elfstrand@tricap.org](mailto:linda.elfstrand@tricap.org)  
**Website:** [www.tricap.org](http://www.tricap.org)



## 2009 Highlights

- Began development of a partial system redesign.
- Achieved customer satisfaction rate of 96% according to latest on-board survey.
- Purchased one new bus with a Transit Capital Assistance ARRA Grant.

## System Snapshot

**Legal Name:** Tri-County Action Program, Inc.  
**Type of Government:** CAP  
**Area Served:** Benton, Morrison and Stearns Counties  
**Legislative Senate District:** 12, 13, 14, 15 and 16  
**Legislative House District:** 12B, 13A, 14A, 14B, 15A, 15B and 16A  
**Congressional District:** 6, 7 and 8

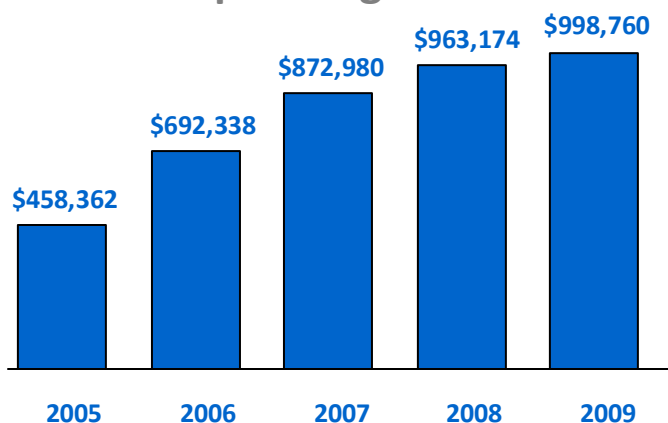
## System Characteristics

**Vehicles:** 1 Class 300, 9 Class 400, 2 Class 500 and 2 Class 600  
**Service Type:** Flex Route and Dial-A-Ride  
**Funding Class:** Rural

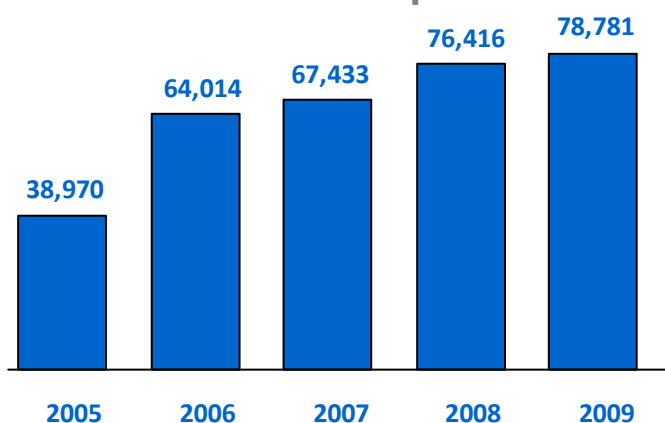
**Service Hours:**  
**Monday - Friday** 7:00 a.m.-5:00 p.m.  
**Saturday - Sunday** No Service  
**Base Fare:** \$1.25-\$3.00

## System Data

### Operating Costs

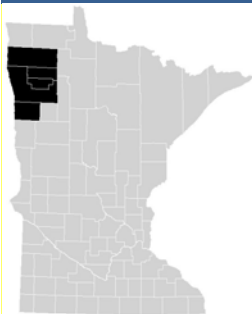


### Ridership





# TRI-VALLEY HEARTLAND EXPRESS



**Contact:** Cindy Pic  
**Title:** Transportation Program Manager  
**Address:** 1345 Fairfax Avenue  
**City State Zip:** Crookston, MN 56716  
**Telephone:** 218.281.0700  
**Fax:** 218.281.0741  
**E-mail:** [cpic@tvoc.org](mailto:cpic@tvoc.org)  
**Website:** [www.tvoc.org](http://www.tvoc.org)



## 2009 Highlights

- Advanced the travel training program.
- Started a successful commuter service between East Grand Forks and Crookston.
- Purchased one new bus with a Transit Capital Assistance ARRA Grant.

## System Snapshot

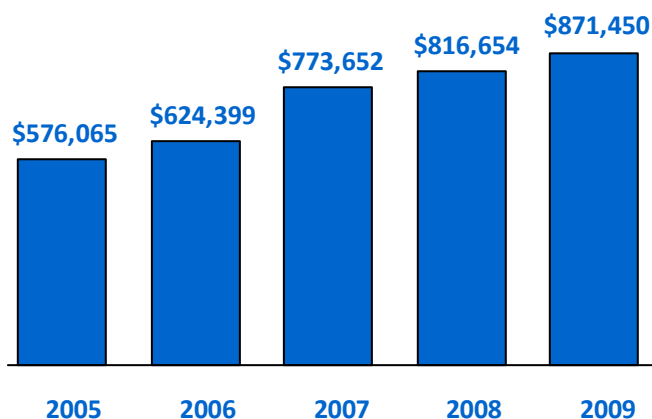
**Legal Name:** Tri-Valley Opportunity Council  
**Type of Government:** Non-Profit  
**Area Served:** Polk, Norman, Marshall, Pennington and Red Lake Counties and the City of Bagley in Clearwater County  
**Legislative Senate District:** 01 and 02  
**Legislative House District:** 01A, 01B, 02A and 02B  
**Congressional District:** 7

## System Characteristics

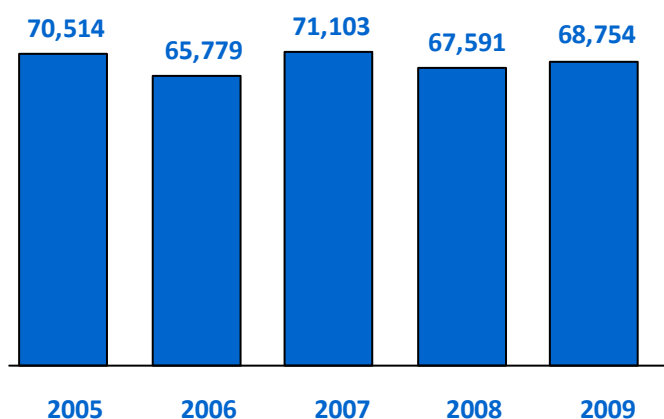
<b>Vehicles:</b>	13 Class 400 and 3 Class 500	<b>Service Hours:</b>	
<b>Service Type:</b>	Deviated Fixed Route and Dial-A-Ride	<b>Monday - Friday</b>	7:00 a.m.-5:00 p.m.
<b>Funding Class:</b>	Rural	<b>Saturday - Sunday</b>	No Service
		<b>Base Fare:</b>	\$1.50 in Town

## System Data

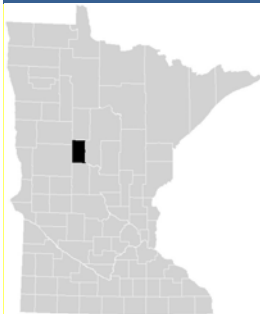
### Operating Costs



### Ridership



# WADENA COUNTY FRIENDLY RIDER TRANSIT



**Contact:** George Behl  
**Title:** Transit Coordinator  
**Address:** 124 First Street S.E.  
**City State Zip:** Wadena, MN 56482  
**Telephone:** 218.631.5730  
**Fax:** 218.631.7616  
**E-mail:** [george.behl@co.wadena.mn.us](mailto:george.behl@co.wadena.mn.us)  
**Website:** [www.co.wadena.mn.us](http://www.co.wadena.mn.us)



## 2009 Highlights

- Held a "Fill the Bus" food shelf drive and accepted 2,000 pounds of food for a local food shelf.
- Substantially increased rides in the city of Staples.

## System Snapshot

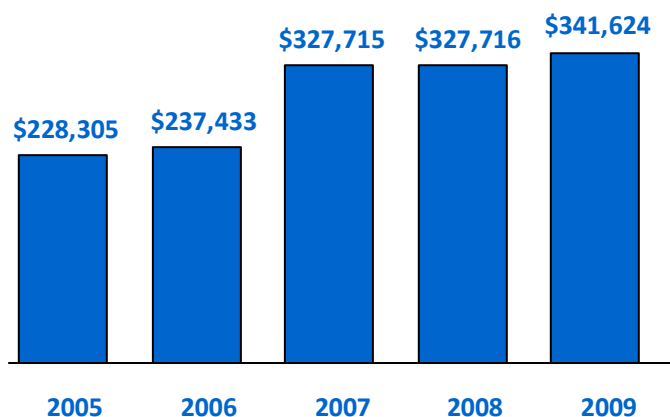
**Legal Name:** Wadena County Human Services  
**Type of Government:** County  
**Area Served:** City of Staples and Wadena County  
**Legislative Senate District:** 10  
**Legislative House District:** 10B  
**Congressional District:** 8

## System Characteristics

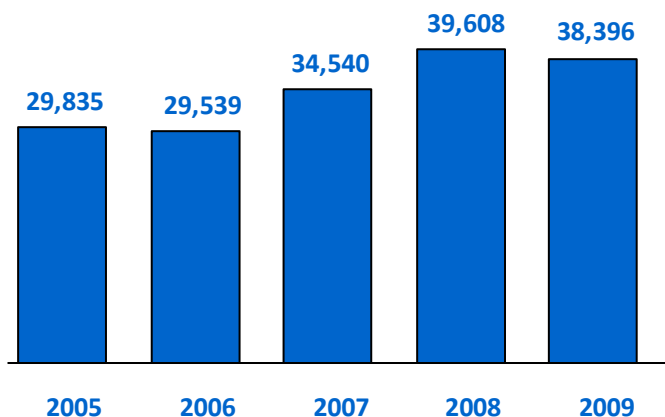
**Vehicles:** 4 Class 400  
**Service Type:** Route Deviation and Dial-A-Ride  
**Funding Class:** Rural  
**Service Hours:**  
**Monday - Friday** 7:15 a.m.-5:30 p.m.  
**Saturday** 10:00 a.m.-2:00 p.m.  
**Sunday** 8:00 a.m.-12:30 p.m.  
**Base Fare:** \$1.25-\$3.75

## System Data

### Operating Costs



### Ridership



# WATONWAN TAKE ME THERE (TMT)



**Contact:** Marjorie R. Smith  
**Title:** Transit Director  
**Address:** 1304 – 7<sup>th</sup> Avenue South  
**City State Zip:** St. James, MN 56081  
**Telephone:** 507.375.7385  
**Fax:** 507.375.1301  
**E-mail:** [marjorie.smith@co.watonwan.mn.us](mailto:marjorie.smith@co.watonwan.mn.us)  
**Website:** [www.watonwan.mn.us](http://www.watonwan.mn.us)



## 2009 Highlights

- Drivers finished 3<sup>rd</sup>, 4<sup>th</sup> and 6<sup>th</sup> in the MN Bus Rodeo in Albert Lea.
- One driver received the lifetime “Driver’s Choice Award.”

## System Snapshot

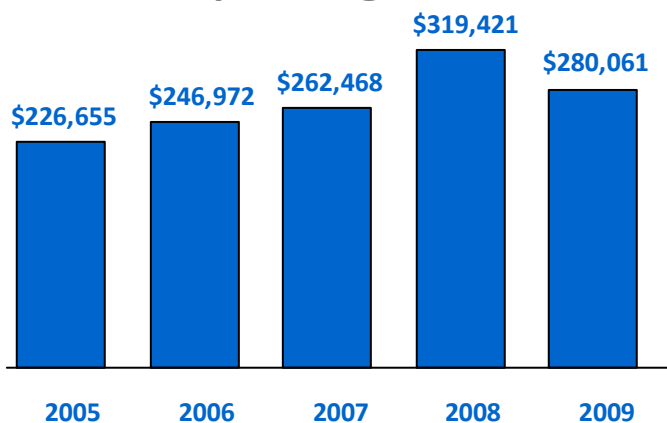
**Legal Name:** Watonwan County  
**Type of Government:** County  
**Area Served:** Watonwan County and Surrounding communities in Blue Earth, Martin, Cottonwood and Brown Counties  
**Legislative Senate District:** 21 and 24  
**Legislative House District:** 21B and 24A  
**Congressional District:** 1

## System Characteristics

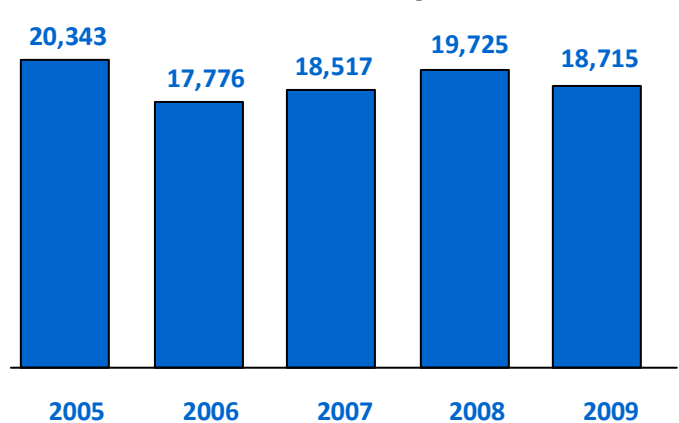
**Vehicles:** 3 Class 400  
**Service Type:** Dial-A-Ride and Subscription  
**Funding Class:** Rural  
**Service Hours:**  
**Monday - Friday** 6:00 a.m.-5:00 p.m.  
**Saturday - Sunday** No Service  
**Base Fare:** \$1.25-\$2.25

## System Data

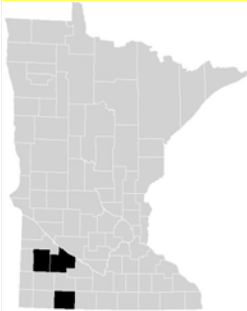
### Operating Costs



### Ridership



# WESTERN COMMUNITY ACTION – COMMUNITY TRANSIT



**Contact:** Jeanette M. Porter  
**Title:** Transit Director  
**Address:** 1400 South Saratoga Street  
**City State Zip:** Marshall, MN 56258  
**Telephone:** 507.537.1416  
**Fax:** 507.537.1849  
**E-mail:** [jeanette.porter@wcainc.org](mailto:jeanette.porter@wcainc.org)  
**Website:** [www.wcainc.org/transit/](http://www.wcainc.org/transit/)



## 2009 Highlights

- Completed construction of a four-stall garage to compliment the new dispatch and bus facility. This enables parking of 14 buses.
- Developed deviated routes in the cities of Redwood Falls and Marshall.
- Purchased two new buses with a Transit Capital Assistance ARRA Grant.

## System Snapshot

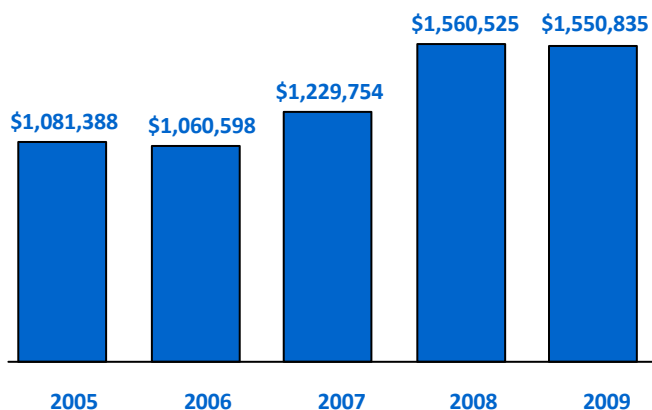
**Legal Name:** Western Community Action, Inc.  
**Type of Government:** CAP  
**Area Served:** Jackson, Lyon, and Redwood Counties and limited service in Cottonwood County  
**Legislative Senate District:** 21 and 22  
**Legislative House District:** 21A, 21B and 22B  
**Congressional District:** 1 and 7

## System Characteristics

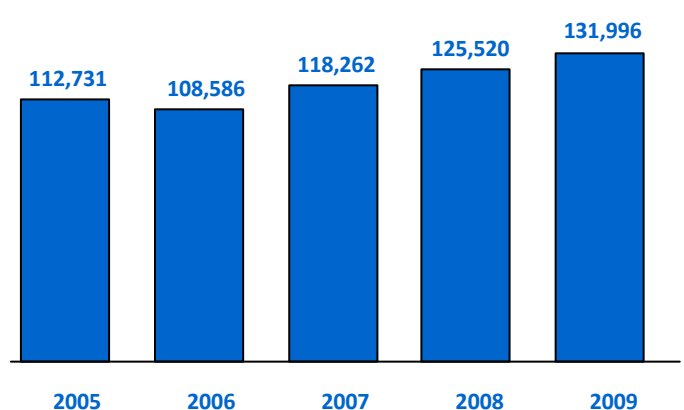
<b>Vehicles:</b>	20 Class 400	<b>Service Hours:</b>	
<b>Service Type:</b>	Route Deviation, Dial-A-Ride and Subscription	<b>Monday - Friday</b>	5:45 a.m.-10:45 p.m.
		<b>Saturday</b>	8:30 a.m.-6:15 p.m.
<b>Funding Class:</b>	Rural	<b>Sunday</b>	8:00 a.m.-4:00 p.m.
		<b>Base Fare:</b>	\$2.00-\$13.00

## System Data

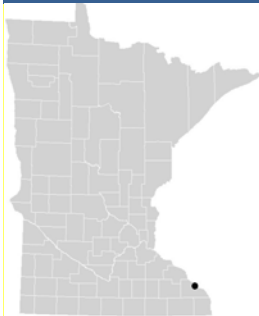
### Operating Costs



### Ridership



# WINONA TRANSIT SERVICE



**Contact:** Monica Hennessy Mohan  
**Title:** City Clerk  
**Address:** 207 Lafayette Street, P. O. Box 378  
**City State Zip:** Winona, MN 55987  
**Telephone:** 507.457.8200  
**Fax:** 507.457.8285  
**E-mail:** [mhmohan@ci.winona.mn.us](mailto:mhmohan@ci.winona.mn.us)  
**Website:** [www.cityofwinona-mn.com](http://www.cityofwinona-mn.com)



## 2009 Highlights

- Replaced five buses, one through the Transit Capital Assistance ARRA Grant.
- Added a night route for Winona State University.

## System Snapshot

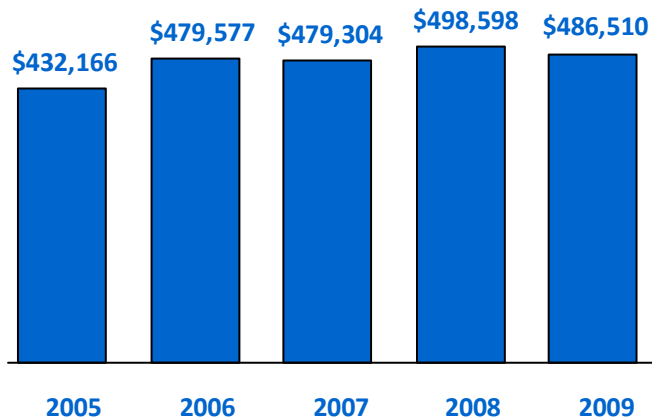
**Legal Name:** City of Winona  
**Type of Government:** City  
**Area Served:** City of Winona  
**Legislative District:** 28B and 31A  
**Congressional District:** 1

## System Characteristics

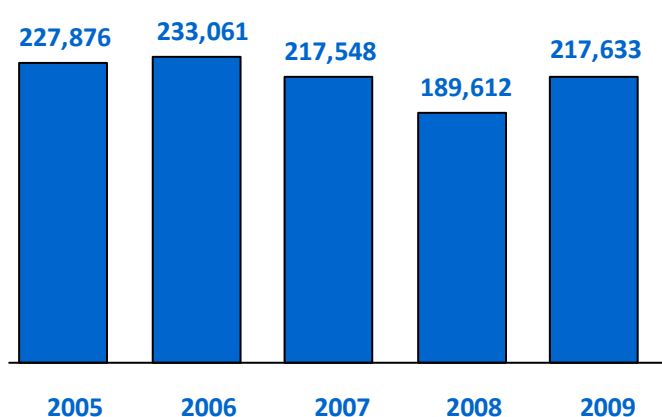
<b>Vehicles:</b>	7 Class 600	<b>Service Hours:</b>	
<b>Service Type:</b>	Route Deviation and Subscription	<b>Monday - Friday</b>	6:00 a.m.-6:15 p.m.
<b>Funding Class:</b>	Small Urban	<b>Saturday - Sunday</b>	No Service
		<b>Base Fare:</b>	\$1.00; \$.30 for Deviations

## System Data

### Operating Costs



### Ridership



# JEFFERSON LINES



**Contact:** Bonnie Buchanan  
**Title:** Vice President  
**Address:** 2100 East 26<sup>th</sup> Street  
**City State Zip:** Minneapolis, MN 55404  
**Telephone:** 612.359.3476  
**Fax:** 612.359.3437  
**E-mail:** [bbuchanan@jeffersonlines.com](mailto:bbuchanan@jeffersonlines.com)  
**Website:** [www.jeffersonlines.com](http://www.jeffersonlines.com)



## 2009 Highlights

- Purchased seven buses with a Transit Capital Assistance ARRA grant.
- Conducted Community Awareness project to create awareness with community leaders and find better ways to operate and promote service.
- Added four new college campus stops.
- Expanded website.

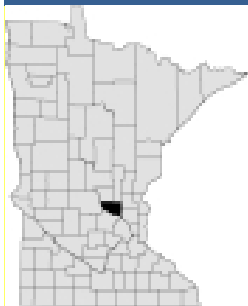
## System Overview

Jefferson Lines is a private inter-city bus operator based in Minneapolis. Jefferson provides direct service to 65 Minnesota communities, 105 Midwest communities, and connections to more than 4000 destinations in the United States, Canada and Mexico .

## System Characteristics

<b>Vehicles:</b>	Over the Road Coaches	<b>Service Hours:</b>	24 hours daily, 7 days weekly
<b>Service Type:</b>	Intercity Bus Carrier	<b>Base Fare:</b>	Varies
<b>Funding Class:</b>	Intercity Bus Section 5311(f)		

# NORTHSTAR LINK COMMUTER COACH



**Contact:** David W. Tripp  
**Title:** Executive Director  
**Address:** 665 Franklin Avenue N.E.  
**City State Zip:** St. Cloud, MN 56304  
**Telephone:** 320.251.1499 Ext. 106  
**Fax:** 320.251.3499  
**E-mail:** [dtripp@stcloudmtc.com](mailto:dtripp@stcloudmtc.com)  
**Website:** [www.ridemetrobus.com](http://www.ridemetrobus.com)



## 2009 Highlights

- Service started on November 16, 2009, along with the start-up of Minnesota's first commuter rail line, Northstar Commuter Rail.

## System Snapshot

**Legal Name:** Northstar Corridor Development Authority  
**Type of Government:** Joint Powers  
**Area Served:** Cities of St. Cloud, Becker and Big Lake  
**Legislative Senate District:** 14, 15 and 16  
**Legislative House District:** 14A, 14B, 15A, 15B, and 16B  
**Congressional District:** 6

## System Characteristics

<b>Vehicles:</b>	3 Class 700 MCI	<b>Service Hours:</b>	
<b>Service Type:</b>	Commuter Express	<b>Monday - Friday</b>	5:00 a.m.-8:00 p.m.
<b>Funding Class:</b>	Rural Commuter Service	<b>Saturday</b>	9:15 a.m.-9:00 p.m.
		<b>Sunday</b>	8:25 a.m.-6:55p.m.
		<b>Base Fare:</b>	\$1.00-3.00

# ANOKA COUNTY TRAVELER



**Contact:** Tim Kirchoff  
**Title:** Supervisor, Transit Operations & Planning  
**Address:** 2100 – 3<sup>rd</sup> Avenue, Suite 233  
**City State Zip:** Anoka, MN 55303-5035  
**Telephone:** 763.422.7088  
**Fax:** 763.323.5556  
**E-mail:** [tim.kirchoff@co.anoka.mn.us](mailto:tim.kirchoff@co.anoka.mn.us)  
**Website:** [www.anokacounty.us/transit](http://www.anokacounty.us/transit)



## 2009 Highlights

- Implemented new Route 811 which provides local feeder service to/from Northstar Commuter Rail at Riverdale Station in Coon Rapids.

## System Snapshot

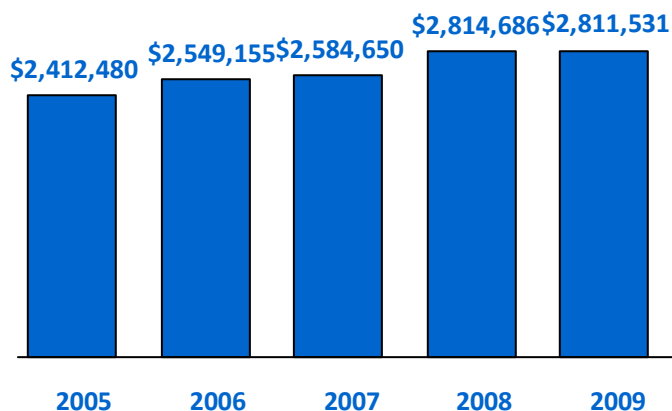
**Legal Name:** Anoka County  
**Type of Government:** County  
**Area Served:** Anoka and N.W. Ramsey Counties  
**Legislative Senate District:** 17, 47, 48, 49, 50, 51, 52, 53  
**Legislative House District:** 17A, 47A, 47B, 48A, 48B, 50A, 50B, 51A, 51B, 52A and 53A  
**Congressional District:** 6

## System Characteristics

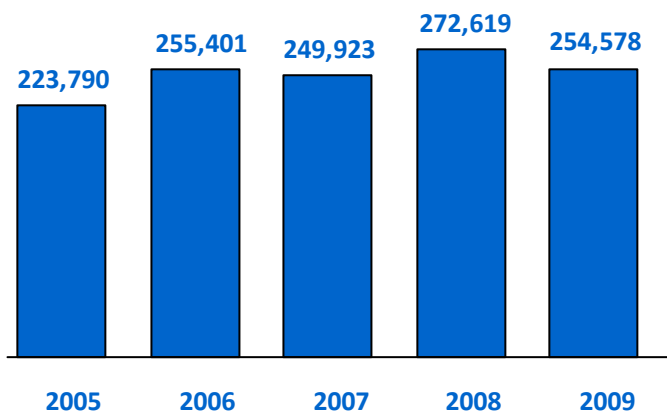
<b>Vehicles:</b>	16 Class 400, 3 Class 600 and 4 Class 700	<b>Service Hours:</b>	
<b>Service Type:</b>	Regular Route and Dial-A-Ride	<b>Monday - Friday</b>	6:00 a.m.-8:03 p.m.
<b>Funding Class:</b>	Rural	<b>Saturday</b>	8:00 a.m.-8:03 p.m.
		<b>Sunday</b>	No Service
		<b>Base Fare:</b>	\$1.75-\$6.75

## System Data

### Operating Costs



### Ridership





# DARTS



This service operated in 2009 bus was discontinued in 2010. In 2010 the Metropolitan Council restructured service delivery for its dial-a-ride service. During the first half of the year, the Council discontinued subsidies to community-based dial-a-ride programs and consolidated these services under a new region-wide contracted service called Transit Link.

## 2009 Highlights

- See note above.

## System Snapshot

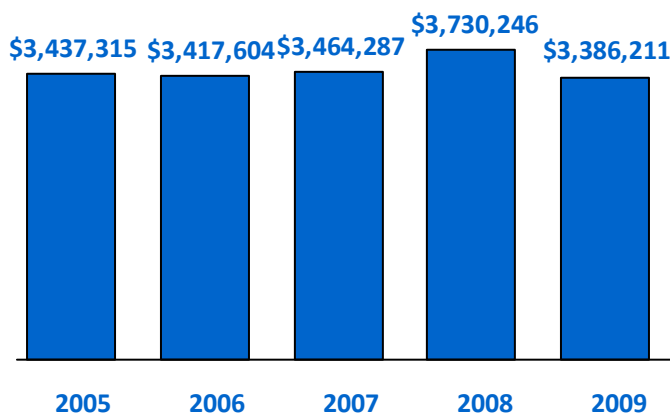
<b>Legal Name:</b>	DARTS
<b>Type of Government:</b>	Non-Profit 501C3
<b>Area Served:</b>	Dakota County
<b>Legislative Senate District:</b>	36, 37, 38, 39, 40 and 57
<b>Legislative House District:</b>	36a, 36B, 37A, 37B, 38A, 39A, 39B, 40A, 57A and 57B
<b>Congressional District:</b>	2 and 4

## System Characteristics

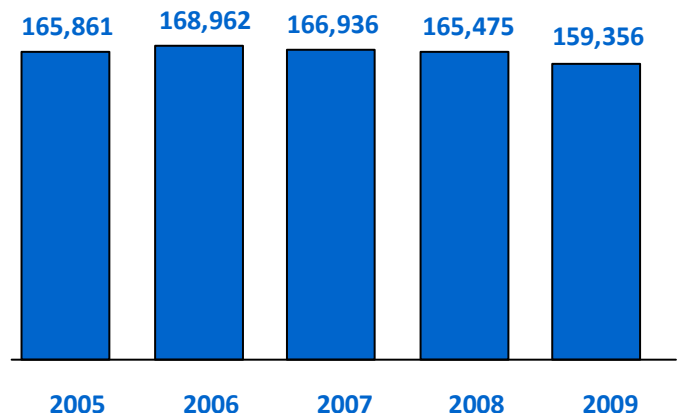
<b>Vehicles:</b>	21 Class 300 and 30 Class 400	<b>Service Hours:</b>	
<b>Service Type:</b>	ADA and Dial-A-Ride	<b>Monday – Sunday (Metro Mobility)</b>	5:00 a.m.-11:00 p.m.
<b>Funding Class:</b>	Rural	<b>Monday-Friday (Transit Link)</b>	6:00 a.m.-7:00 p.m.
		<b>Saturday – Sunday (Transit Link)</b>	No Service
		<b>Base Fare:</b>	\$2.25-\$4.00

## System Data

### Operating Costs



### Ridership



# HASTINGS TRAC



This service operated in 2009 but was discontinued in 2010. In 2010 the Metropolitan Council restructured service delivery for its dial-a-ride service. During the first half of the year, the Council discontinued subsidies to community-based dial-a-ride programs and consolidated these services under a new region-wide contracted service called Transit Link.

## 2009 Highlights

- See note above.

## System Snapshot

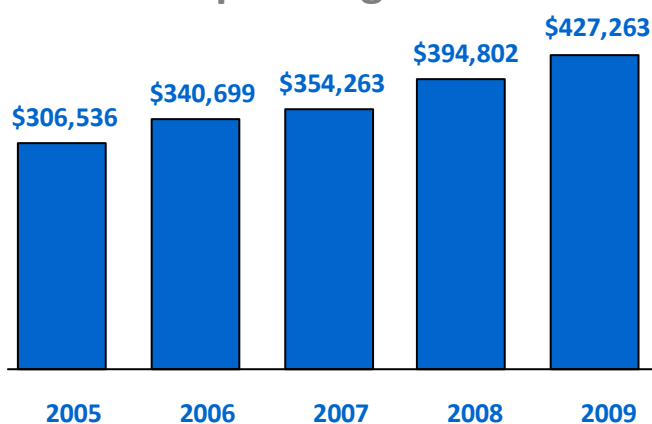
Legal Name:	City of Hastings
Type of Government:	City
Area Served:	City of Hastings
Legislative District:	57B
Congressional District:	2

## System Characteristics

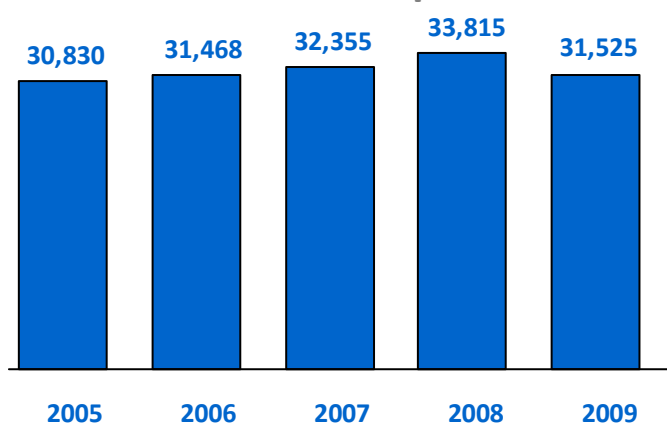
Vehicles:	4 Class 400	Service Hours:	
Service Type:	Dial-A-Ride and Subscription	Monday - Friday	6:00 a.m.-6:00 p.m.
Funding Class:	Small Urban	Saturday - Sunday	No Service
		Base Fare:	\$2.25

## System Data

### Operating Costs



### Ridership



# HOPKINS HOP-A-RIDE



This service operated in 2009 but was discontinued in 2010. In 2010 the Metropolitan Council restructured service delivery for its dial-a-ride service. During the first half of the year, the Council discontinued subsidies to community based dial-a-ride programs and consolidated these services under a new region-wide contracted service called Transit Link.

## 2009 Highlights

- See note above.

## System Snapshot

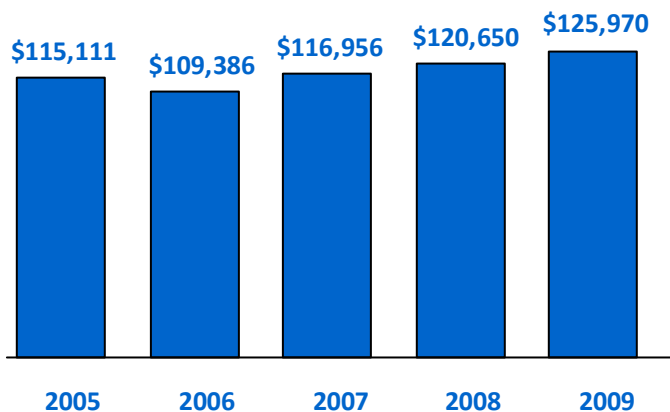
Legal Name:	City of Hopkins
Type of Government:	City
Area Served:	City of Hopkins
Legislative District:	44A
Congressional District:	3 and 5

## System Characteristics

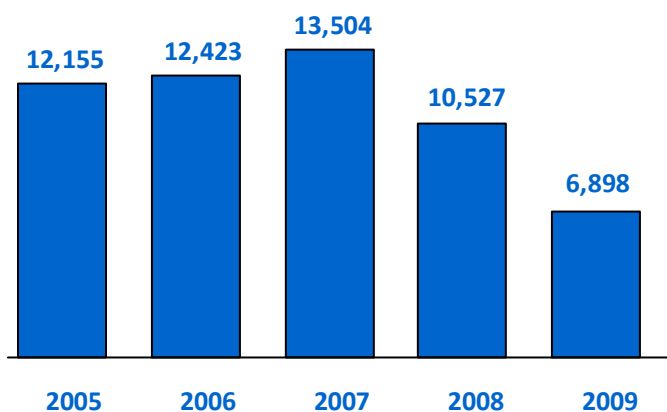
Vehicles:	1 Class 200	Service Hours:	
Service Type:	Dial-A-Ride	Monday - Thursday	7:00 a.m.-5:00 p.m.
Funding Class:	Small Urban	Friday	7:00 a.m.-4:00 p.m.
		Saturday - Sunday	No Service
		Base Fare:	\$2.25-\$5.50

## System Data

### Operating Costs



### Ridership



# H.S.I. TRANSPORTER



This service operated in 2009 but was discontinued in 2010. In 2010 the Metropolitan Council restricted service delivery for its dial-a-ride service. During the first half of the year, the Council discontinued subsidies to community-based dial-a-ride programs and consolidated these services under a new region-wide contracted service called Transit Link.

## 2009 Highlights

- See note above.

## System Snapshot

<b>Legal Name:</b>	Human Services, Inc.
<b>Type of Government:</b>	Private Non-Profit
<b>Area Served:</b>	Washington County
<b>Legislative Senate District:</b>	52, 55, 56 and 57
<b>Legislative House District:</b>	52A, 52B, 55B, 56A, 56B, 57A and 57B
<b>Congressional District:</b>	2, 4 and 6

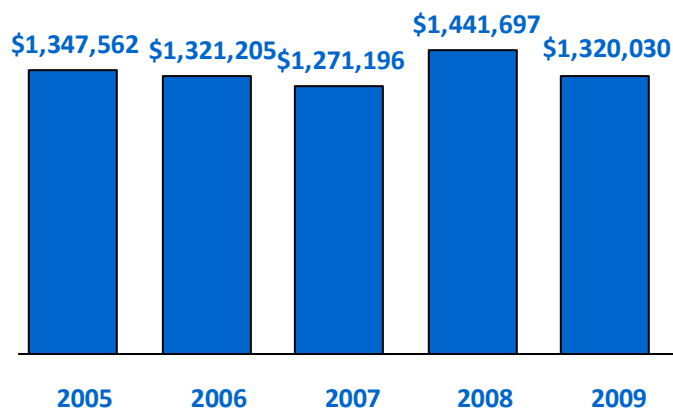
## System Characteristics

**Vehicles:** 8 Class 400, 2 Class 500 and 2 Minivans  
**Service Type:** ADA, Dial-A-Ride and Private Charter Service  
**Funding Class:** Rural

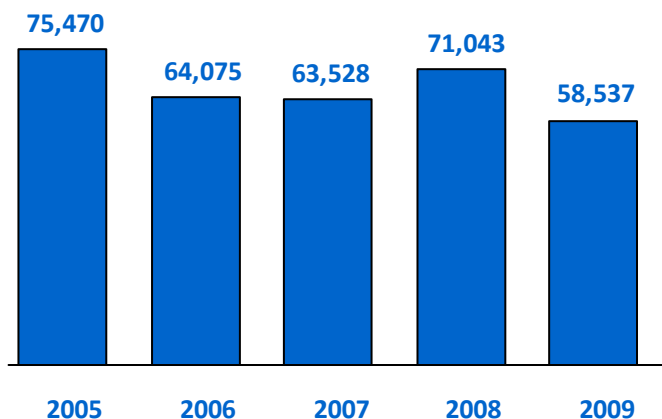
**Service Hours:**  
**Monday - Friday** Available  
**Saturday - Sunday** Limited Service  
**Base Fare:** \$3.00 Off-Peak; \$4.00 Peak

## System Data

### Operating Costs



### Ridership



# LAKE AREA BUS



This service operated in 2009 but was discontinued in 2010. In 2010 the Metropolitan Council restructured service delivery for its dial-a ride service. During the first half of the year, the Council discontinued subsidies to community-based dial-a-ride programs and consolidated these services under a new region-wide contracted service called Transit Link.

## 2009 Highlights

- See note above.

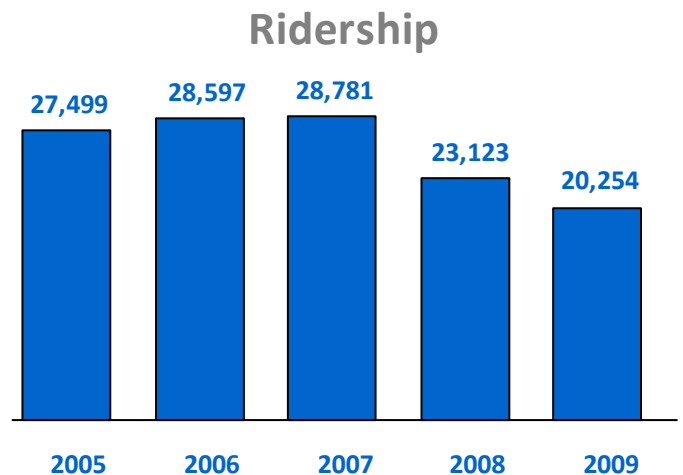
## System Snapshot

<b>Legal Name:</b>	Lake Area Bus
<b>Type of Government:</b>	Joint Powers Agreement
<b>Area Served:</b>	Cities of Birchwood, Mahtomedi, Vadnais Heights, Gem Lake and White Bear Lake and White Bear Township
<b>Legislative District:</b>	52B, 53B and 54B
<b>Congressional District:</b>	4 and 7

## System Characteristics

<b>Vehicles:</b>	3 Class 400	<b>Service Hours:</b>	
<b>Service Type:</b>	Dial-A-Ride	<b>Monday - Friday</b>	6:00 a.m.-6:00 p.m.
<b>Funding Class:</b>	Small Urban	<b>Saturday - Sunday</b>	No Service
		<b>Base Fare:</b>	\$2.25

## System Data



# LAKER LINES



**Contact:** Jane Kansier  
**Title:** Building & Transportation Services Director  
**Address:** 4646 Dakota Street S.E.  
**City State Zip:** Prior Lake, MN 55372  
**Telephone:** 952.447.9812 or 952.496.8800  
**Fax:** 952.447.4245  
**E-mail:** [jkansier@cityofpriorlake.com](mailto:jkansier@cityofpriorlake.com)  
**Website:** [www.cityofpriorlake.com](http://www.cityofpriorlake.com)



## 2009 Highlights

- Continued growth of BlueXpress service in conjunction with Shakopee and Scott County.
- Awarded CMAQ grant for purchase of three additional buses.
- Began construction of "bus only" ramp to US Highway 169 from Southbridge Crossing Transit Station.

## System Snapshot

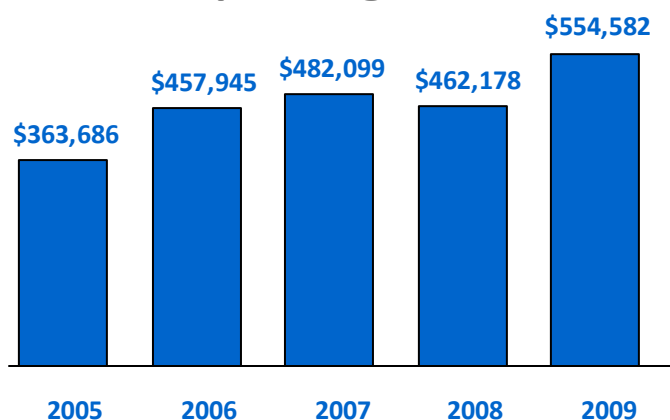
**Legal Name:** City of Prior Lake  
**Type of Government:** City  
**Area Served:** City of Prior Lake  
**Legislative District:** 35A  
**Congressional District:** 2

## System Characteristics

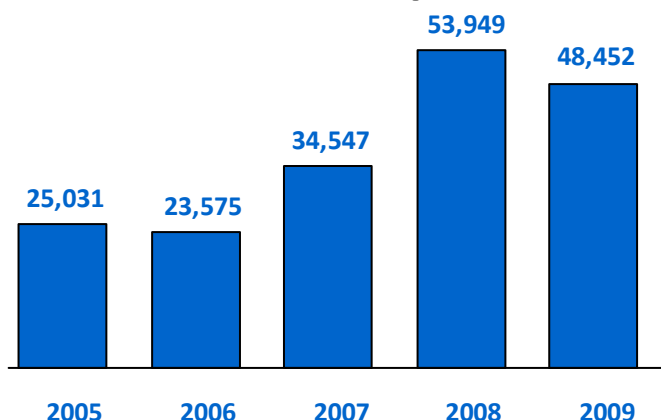
**Vehicles:** 5 Class 700  
**Service Type:** Commuter, Local Circulator and Shuttle Service  
**Funding Class:** Opt-Out  
**Service Hours:**  
**Monday - Friday** 6:00 a.m.-8:00 a.m.  
 3:00 p.m.-6:00 p.m.  
**Saturday - Sunday** No Service  
**Base Fare:** \$3.00 Laker Lines; \$1.00 Local Laker Link

## System Data

### Operating Costs



### Ridership



# MAPLE GROVE TRANSIT



**Contact:** Michael Opatz  
**Title:** Transit Administrator  
**Address:** 12800 Arbor Lakes Parkway, P. O. Box 1180  
**City State Zip:** Maple Grove, MN 55369  
**Telephone:** 763.494.6005  
**Fax:** 763.494.6421  
**E-mail:** [mopatz@ci.maple-grove.mn.us](mailto:mopatz@ci.maple-grove.mn.us)  
**Website:** [www.maplegrovetransit.org](http://www.maplegrovetransit.org)

## 2009 Highlights

- Purchased land for future Parkway Transit Station.
- City Council approved the development of the future Parkway Transit Station.
- Finalized specifications to add three coach buses to the fleet for the first time.

## System Snapshot

**Legal Name:** City of Maple Grove  
**Type of Government:** City  
**Area Served:** City of Maple Grove  
**Legislative District:** 32A and 32B  
**Congressional District:** 3

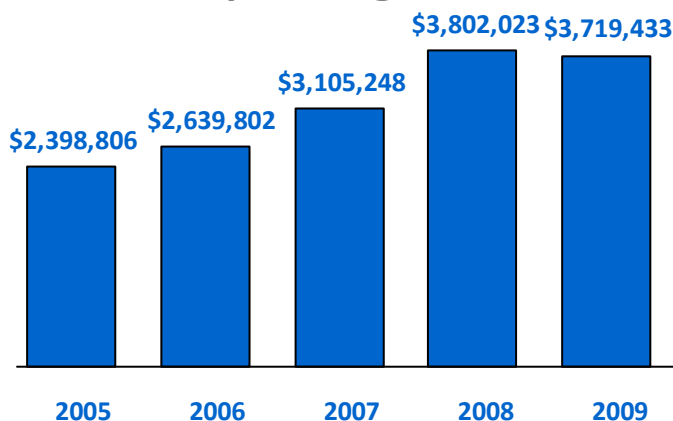
## System Characteristics

**Vehicles:** 5 Class 400 and 35 Class 700  
**Service Type:** Commuter Express and Dial-A-Ride  
**Funding Class:** Opt-Out

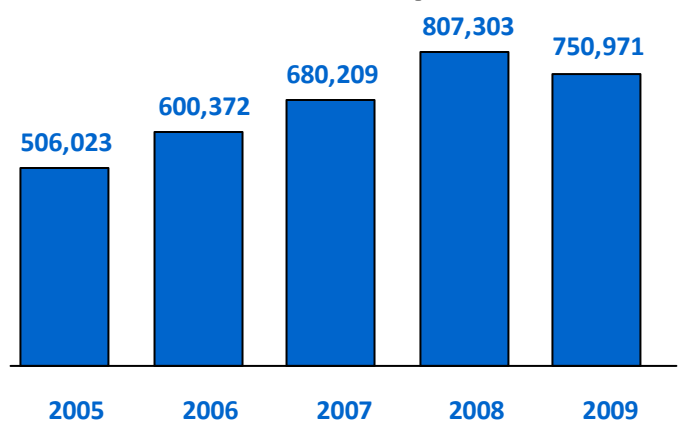
**Service Hours:**  
**Monday - Friday** 5:50 a.m.-7:07 p.m.  
**Saturday (Dial-A-Ride Only)** 8:00 a.m.-4:30 p.m.  
**Sunday** No Service  
**Base Fare:** \$2.75 Express; \$1.75 Dial-A-Ride

## System Data

### Operating Costs



### Ridership



# METRO MOBILITY



**Contact:** Paul Colton  
**Title:** Senior Manager  
**Address:** 390 Robert Street North  
**City State Zip:** St. Paul, MN 55101-1664  
**Telephone:** 651.602.1668  
**Fax:** 651.602.1660  
**E-mail:** [paul.colton@metc.state.mn.us](mailto:paul.colton@metc.state.mn.us)  
**Website:** [www.metrocouncil.org](http://www.metrocouncil.org)

## 2009 Highlights

- Implemented web based reservation system.
- Awarded ARRA funds to purchase 15 electric hybrid buses.
- Implemented new branding scheme to match Metro Transit public transit design.

## System Snapshot

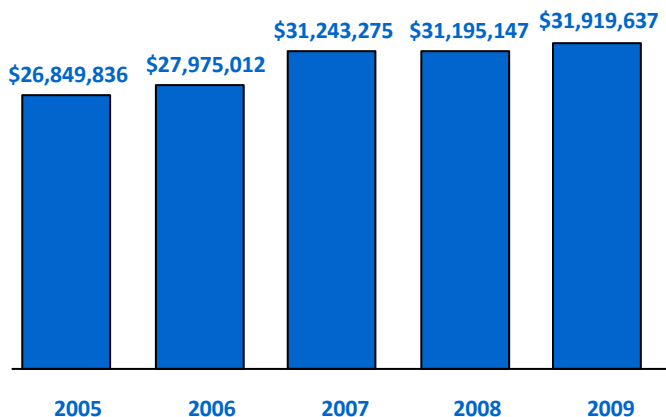
**Legal Name:** Metropolitan Council-Metro Mobility  
**Type of Government:** Regional  
**Area Served:** Anoka, Dakota, Hennepin, Ramsey and Washington Counties  
**Legislative Senate/House District:** Metro  
**Congressional District:** 2, 3, 4, 5 and 6

## System Characteristics

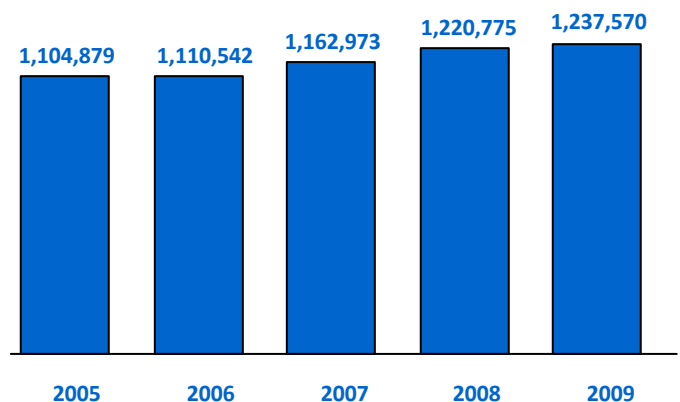
**Vehicles:** 309 Metropolitan Council owned conventional Class 300 buses and 18 full size sedans.  
**Service Type:** Dial-A-Ride  
**Funding Class:** Demand Response  
**Service Hours:**  
**Monday - Friday** \*12-24 Hours a Day  
**Saturday** \*8-24 Hours a Day  
**Sunday** \*8-24 Hours a Day  
**Base Fare:** \*Based on Fixed Route Local Service \$3.00 Off Peak; \$4.00 Peak

## System Data

### Operating Costs

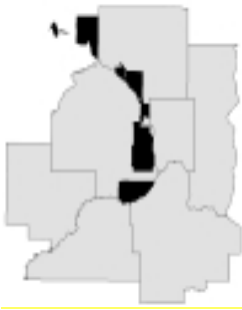


### Ridership





# METRO TRANSIT – COMMUTER AND LIGHT RAIL



**Contact:** Brian Lamb  
**Title:** General Manager  
**Address:** 560 – 6<sup>th</sup> Avenue North  
**City State Zip:** Minneapolis, MN 55411  
**Telephone:** 612.373.3333  
**Fax:** 612.349.7503  
**E-mail:** [brian.lamb@metc.state.mn.us](mailto:brian.lamb@metc.state.mn.us)  
**Website:** [www.metrotransit.org](http://www.metrotransit.org)

## 2009 Highlights

- Achieved an on-time performance of 94.2%.
- Inaugurated service on Northstar Commuter Rail Line on November 16, 2009.
- Opened a new light-rail station on 34<sup>th</sup> Avenue at American Boulevard in Bloomington.

## System Snapshot

**Legal Name:** Metro Transit  
**Type of Government:** Regional  
**Commuter/Light Rail Area Served:** Minneapolis, Fridley, Anoka, Coon Rapids, Elk River, Big Lake and Bloomington  
**Legislative District:** 16B, 40B, 41B, 47A, 47B, 48A, 48B, 49B, 50A, 50B, 51B, 58A, 58B, 59A, 59B, 60A, 60B, 61A, 61B, 62A, 62B and 63A, 63B  
**Congressional District:** 3, 5 and 6

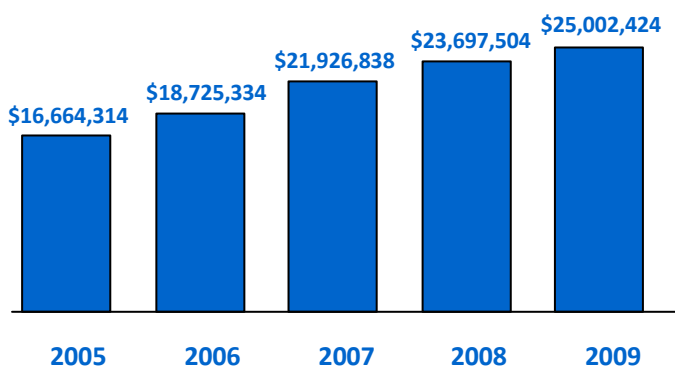
## System Characteristics

**Vehicles:** 27 Light Rail Cars, 18 Commuter Rail Cars and 5 Commuter Rail Locomotives  
**Service Type:** Fixed Route  
**Funding Class:** Large Urban

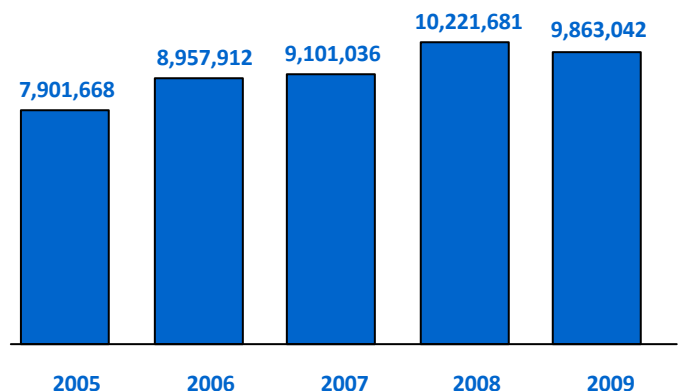
**Hiawatha Line/Northstar Service Hours:**  
**Monday – Sunday:** Please visit web site for service hours.  
**Hiawatha Line/Northstar Base Fare:** Please visit web site for fares.

## System Data

### Operating Costs



### Ridership



# METRO TRANSIT – FIXED BUS ROUTES



**Contact:** Brian Lamb  
**Title:** General Manager  
**Address:** 560 – 6<sup>th</sup> Avenue North  
**City State Zip:** Minneapolis, MN 55411  
**Telephone:** 612.373.3333  
**Fax:** 612.349.7603  
**E-mail:** [brian.lamb@met.state.mn.us](mailto:brian.lamb@met.state.mn.us)  
**Website:** [www.metrotransit.org](http://www.metrotransit.org)

## 2009 Highlights

- Launched long-distance express bus service between Lakeville and downtown Minneapolis.
- Ordered 30 more hybrid electric buses as part of a Go Greener Initiative.
- Achieved an on-time performance of 89.4%, a 2.1% improvement over 2008.

## System Snapshot

**Legal Name:** Metro Transit  
**Type of Government:** Regional  
**Area Served:** Anoka, Dakota, Hennepin, Ramsey and Washington Counties  
**Legislative Senate/House District:** Metro  
**Congressional District:** 2, 3, 4, 5 and 6

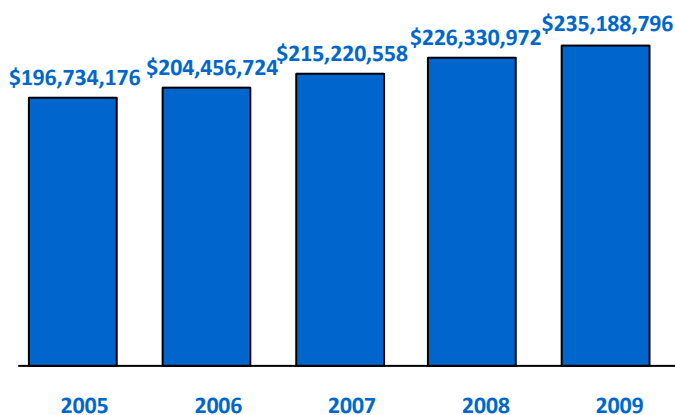
## System Characteristics

**Vehicles:** 728 40 ft. Buses, 171 60 ft. Articulated Buses and 19 Coach-Style Buses  
**Service Type:** Fixed Route  
**Funding Class:** Large Urban

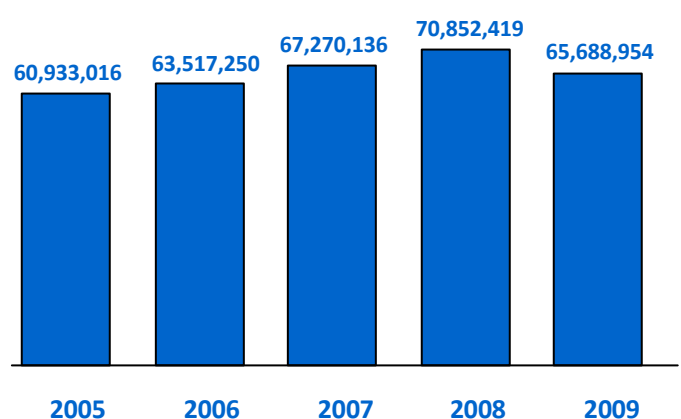
**Service Hours:** 24 Hours A Day  
**Monday - Sunday**  
**Base Fare:** \$1.75 Office Peak Local; \$2.25 Peak Local/Off Peak Express and \$3.00 Peak Express

## System Data

### Operating Costs



### Ridership



# METROPOLITAN COUNCIL – CONTRACTED SERVICES



**Contact:** John Harper  
**Title:** Supervisor, Contract Transit Services  
**Address:** 390 Robert Street North  
**City State Zip:** St. Paul, MN 55101  
**Telephone:** 651.602.1744  
**Fax:** 651.602.1739  
**E-mail:** [john.harper@metc.state.mn.us](mailto:john.harper@metc.state.mn.us)  
**Website:** [www.metrocouncil.org](http://www.metrocouncil.org)



## 2009 Highlights

- Implemented two new express routes between Lakeville and downtown Minneapolis.
- Partnered with Metro Transit and other transit agencies to implement Urban Partnership Agreement Initiatives.

## System Snapshot

**Legal Name:** Metropolitan Council-Metropolitan Transportation Services  
**Type of Government:** Regional  
**Area Served:** Anoka, Carver, Dakota, Hennepin, Ramsey, Scott and Washington Counties  
**Legislative Senate/House District:** Metro  
**Congressional District:** 2, 3, 4, 5 and 6

## System Characteristics

**Vehicles:** 7 Coaches, 27 Class 700, 35 Class 600, 104 Small Buses and 59 Vans  
**Service Type:** Regular Route and Dial-A-Ride  
**Funding Class:** Large Urban

**Service Hours:**  
**Monday - Friday** 5:00 a.m.-12:00 p.m.  
**Saturday** 6:00 a.m.-11:00 p.m.  
**Sunday** 7:00 a.m.-11:00 p.m.  
**Base Fare:** \$1.75-\$3.00

## System Data

### Operating Costs

Due to significant system changes in contracted service, historical data is not provided

**2009 Operating Cost**  
**\$15,512,661**

### Ridership

Due to significant system changes in contracted service, historical data is not provided

**2009 Ridership**  
**2,678,152**

# MINNESOTA VALLEY TRANSIT AUTHORITY



**Contact:** Beverley Miller  
**Title:** Executive Director  
**Address:** 100 East Highway 13  
**City State Zip:** Burnsville, MN 55337  
**Telephone:** 952.882.7500  
**Fax:** 952.882.7600  
**E-mail:** [bmiller@mvta.com](mailto:bmiller@mvta.com)  
**Website:** [www.mvta.com](http://www.mvta.com)



## 2009 Highlights

- Completed construction of Apple Valley and Cedar Grove Transit Stations.
- Installed training simulator to support Driver Assist System Technology that was developed by the University of Minnesota.
- Began Lakeville Cedar service in September, operated under contract to Met Council.

## System Snapshot

**Legal Name:** Minnesota Valley Transit Authority  
**Type of Government:** Joint Powers Agreement  
**Area Served:** Cities of Apple Valley, Burnsville, Eagan, Rosemount and Savage  
**Legislative District:** 35B, 37A, 37B, 38A, 38B, 39A and 40A  
**Congressional District:** 2

## System Characteristics

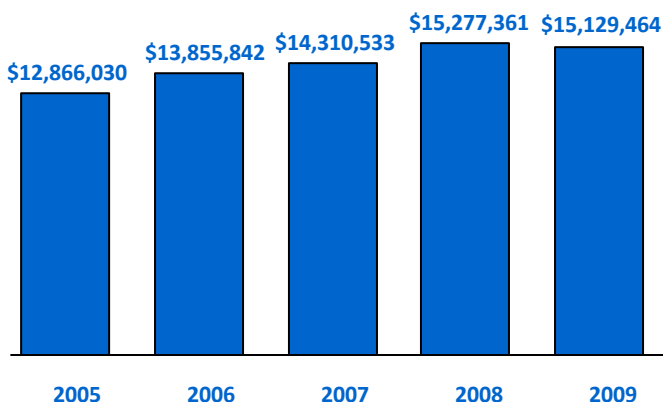
**Vehicles:** 12 Class 400, 11 Class 600 & 95 Class 700  
**Service Type:** Fixed Route & Flexible Fixed Route  
**Funding Class:** Opt-Outs

### Service Hours (Local):

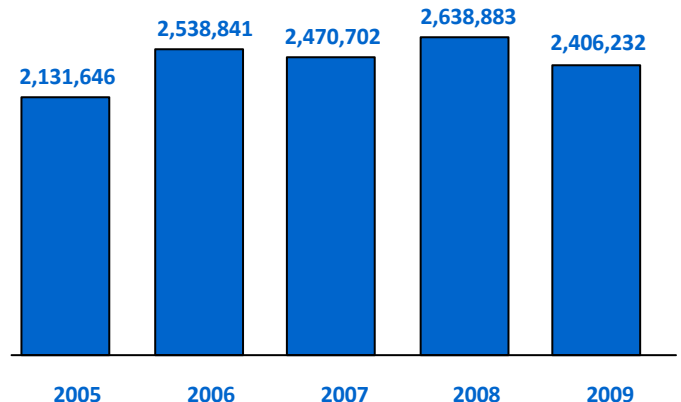
**Monday - Friday** 4:45 a.m.-11:30 p.m.  
**Saturday** 7:30 a.m.-10:30 p.m.  
**Sunday** 7:30 a.m.-9:30 p.m.  
**Base Fare:** \$1.75

## System Data

### Operating Costs



### Ridership



# NORTHEAST SUBURBAN TRANSIT (NEST)



This service operated in 2009, but was discontinued in 2010. In 2010 the Metropolitan Council restructured service delivery for its dial-a-ride service. During the first half of the year, the Council discontinued subsidies to community-based dial-a-ride programs and consolidated these services under a new region-wide contracted service called Transit Link.

## 2009 Highlights

- See note above.

## System Snapshot

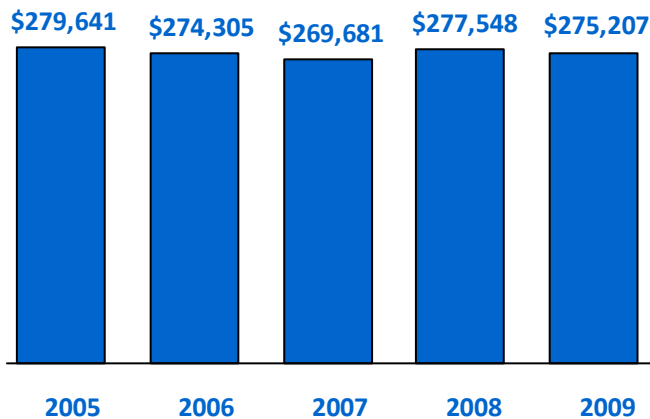
<b>Legal Name:</b>	Northeast Suburban Transit
<b>Type of Government:</b>	Joint Powers
<b>Area Served:</b>	Cities of Maplewood, North St. Paul and Oakdale
<b>Legislative District:</b>	55A and 55B
<b>Congressional District:</b>	4

## System Characteristics

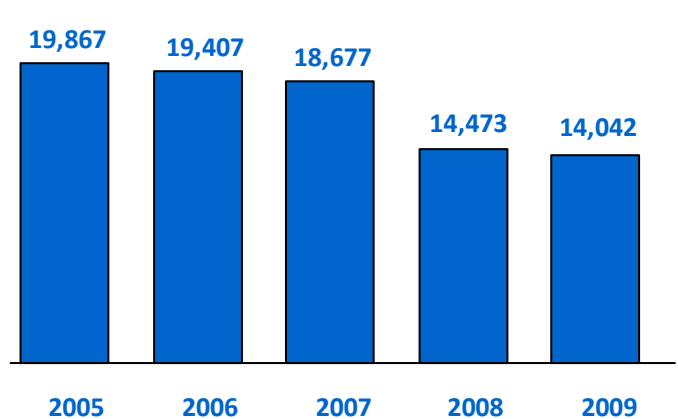
<b>Vehicles:</b>	2 Class 300 and 2 Class 600	<b>Service Hours:</b>	
<b>Service Type:</b>	Fixed Route and Dial-A-Ride	<b>Monday - Friday</b>	6:00 a.m.-6:00 p.m.
<b>Funding Class:</b>	Small Urban and Contracted Regular Route	<b>Saturday - Sunday</b>	No Service
		<b>Base Fare:</b>	\$2.25 Dial-A-Ride

## System Data

### Operating Costs



### Ridership



# PLYMOUTH METROLINK



**Contact:** Bernie Maciej  
**Title:** Transit Coordinator  
**Address:** 3400 Plymouth Boulevard  
**City State Zip:** Plymouth, MN 55447-1482  
**Telephone:** 763.509.5535  
**Fax:** 763.509.5510  
**E-mail:** [bmaciej@ci.plymouth.mn.us](mailto:bmaciej@ci.plymouth.mn.us)  
**Website:** [www.plymouthmn.gov](http://www.plymouthmn.gov)



## 2009 Highlights

- Replaced 15 buses with new 40 ft. buses and replaced 3 Dial-A-Ride buses.
- Extended fixed route service to the northwest quadrant of the city of Plymouth.

## System Snapshot

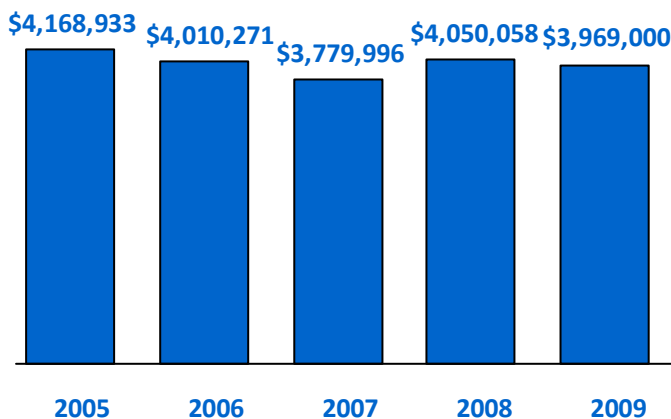
**Legal Name:** City of Plymouth  
**Type of Government:** City  
**Area Served:** City of Plymouth  
**Legislative District:** 33A, 43A, 43B and 45A  
**Congressional District:** 3

## System Characteristics

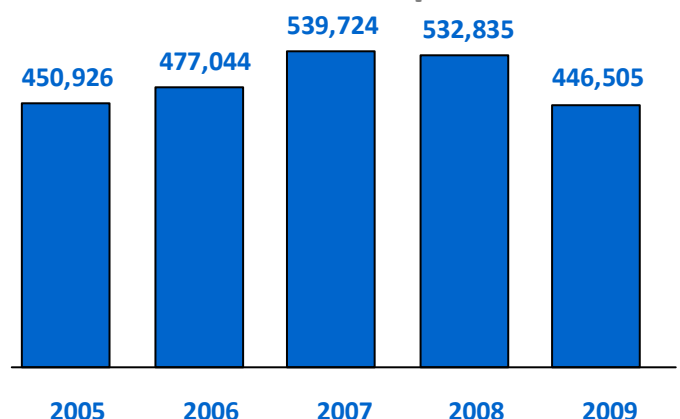
**Vehicles:** 28 Class 400, 6 Class 500 and 9 Class 700  
**Service Type:** Fixed Route and Dial-A-Ride  
**Funding Class:** Opt-Out  
**Service Hours:**  
**Monday – Friday (Dial-A-Ride)** 6:00 a.m.-6:00 p.m.  
**Monday – Friday (Fixed Route)** 6:00 a.m.-8:00 p.m.  
**Saturday - Sunday** No Service  
**Base Fare:** \$2.25 Off Peak; \$3.00 Peak and \$3.00 Dial-A-Ride

## System Data

### Operating Costs



### Ridership



# PRISM EXPRESS



This service operated in 2009, but was discontinued in 2010. In 2010 the Metropolitan County restructured service delivery for its dial-a-ride service. During the first half of the year, the Council discontinued subsidies to community-based dial-a-ride programs and consolidated these services under a new region-wide contracted service called Transit Link.

## 2009 Highlights

- See note above.

## System Snapshot

**Legal Name:** People Responding in Social Ministry  
**Type of Government:** Non-Profit  
**Area Served:** Cities of Brooklyn Center, Crystal, New Hope, Golden Valley, Eastern Plymouth and Robbinsdale  
**Legislative District:** 43A, 43B, 44B, 45A, 45B, 46B, 50A, 50B, 51B, 53A, 53B, 54A, 54B, 55A, 55B, 64A, 64B, 65A, 65B, 66A, 66B, 67A and 67B  
**Congressional District:** 3, 4 and 5

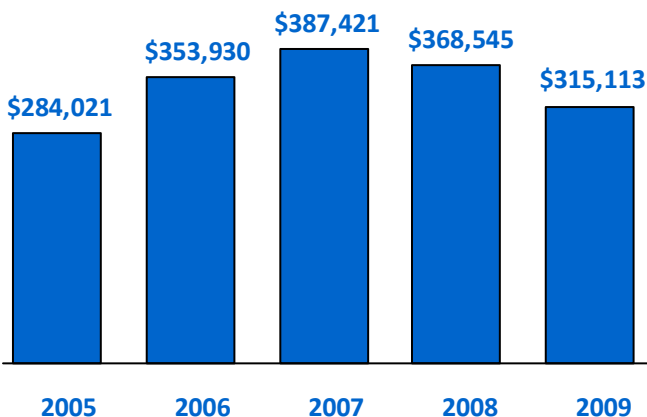
## System Characteristics

**Vehicles:** 2 Class 100, 4 Class 300, 2 Class 400, 3 Minivans and 1 29 Passenger Bus  
**Service Type:** Dial-A-Ride  
**Funding Class:** Metropolitan Area Agency on Aging

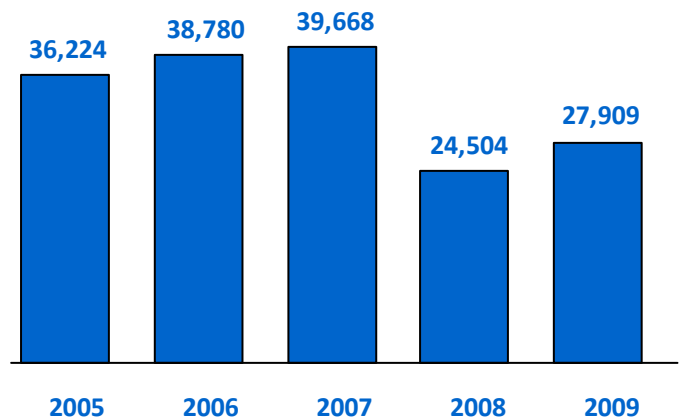
**Service Hours:**  
**Monday - Friday** 8:00 a.m.-4:00 p.m.  
**Saturday** No Service  
**Sunday** 8:00 a.m.-12:00 p.m.  
**Base Fare:** \$3.00 One Way; \$6.00 Round Trip

## System Data

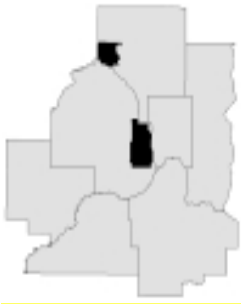
### Operating Costs



### Ridership



# RAMSEY STAR EXPRESS



**Contact:** Brian E. Olson  
**Title:** Director of Public Works  
**Address:** 7550 Sunwood Drive N.W.  
**City State Zip:** Ramsey, MN 55303  
**Telephone:** 763.433.9825  
**Fax:** 763.427.5543  
**E-mail:** [bolson@ci.ramsey.mn.us](mailto:bolson@ci.ramsey.mn.us)  
**Website:** [www.ci.ramsey.mn.us](http://www.ci.ramsey.mn.us)

## 2009 Highlights

- Increased ridership.

## System Snapshot

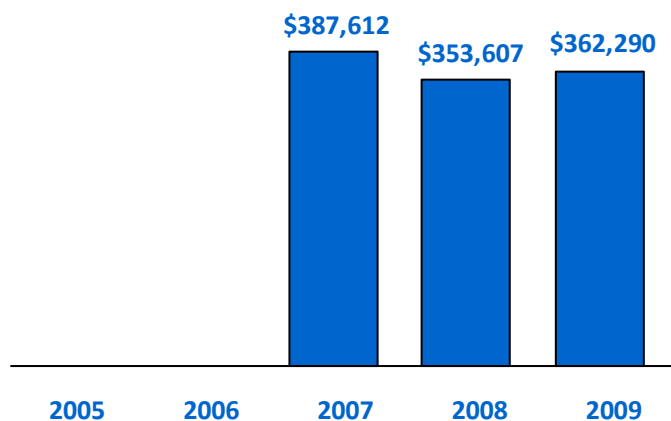
**Legal Name:** City of Ramsey  
**Type of Government:** City  
**Area Served:** Cities of Minneapolis and Ramsey  
**Legislative District:** 48B, 58A, 58B, 59A, 59B, 60A, 60B, 61A, 61B, 62A, 62B and 63A  
**Congressional District:** 5 and 6

## System Characteristics

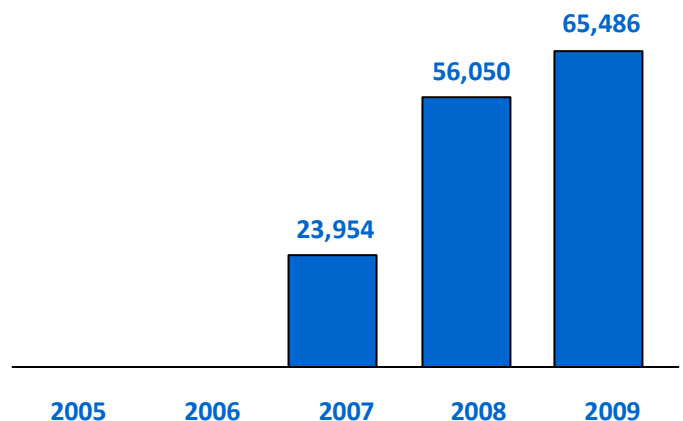
<b>Vehicles:</b>	2 Class 600	<b>Service Hours:</b>	
<b>Service Type:</b>	Commuter Express	<b>Monday - Friday</b>	5:20 a.m.-8:15 a.m.
<b>Funding Class:</b>	Other		3:35 p.m.-6:35 p.m.
		<b>Saturday - Sunday</b>	No Service
		<b>Base Fare:</b>	\$3.00

## System Data

### Operating Costs



### Ridership





# SHAKOPEE TRANSIT



**Contact:** Kyle Sobota  
**Title:** Planner  
**Address:** 129 South Holmes  
**City State Zip:** Shakopee, MN 55379  
**Telephone:** 952.233.9300  
**Fax:** 952.233.3801  
**E-mail:** [ksobota@ci.shakopee.mn.us](mailto:ksobota@ci.shakopee.mn.us)  
**Website:** [www.ci.shakopee.mn.us](http://www.ci.shakopee.mn.us)



## 2009 Highlights

- Construction begun on second BlueXpress Park and Ride Station, Eagle Creek Transit Station. When completed in late 2011, this station will make available an additional 545 parking spaces with area for future expansion.

## System Snapshot

**Legal Name:** City of Shakopee  
**Type of Government:** City  
**Area Served:** Cities of Prior Lake, Savage and Shakopee  
**Legislative District:** 35A, 35B and 40A  
**Congressional District:** 2

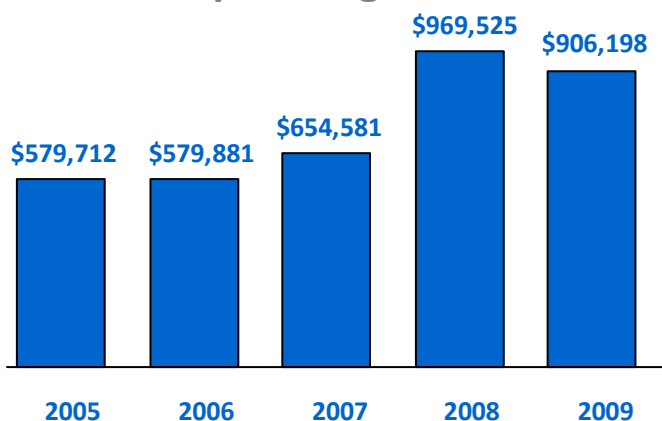
## System Characteristics

**Vehicles:** 6 Class 200 and 5 Class 700  
**Service Type:** Express Service, Circulator/Summer Shuttle Service and Van Pools  
**Funding Class:** Suburban, Alternative Provider

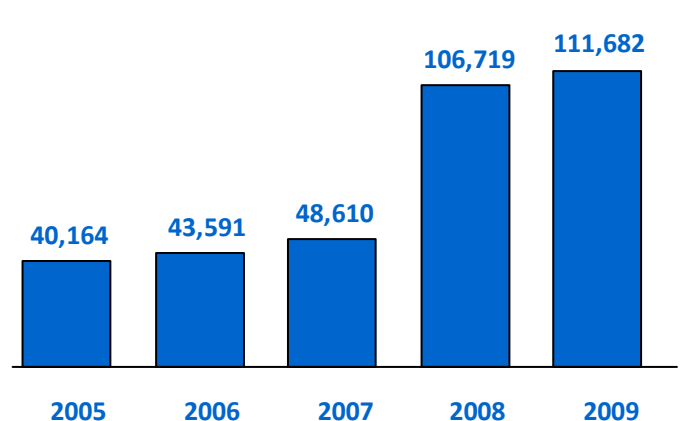
**Service Hours:**  
**Monday – Friday (BlueXpress)** 6:05 a.m.-6:51 p.m.  
**Monday – Friday (Circulator)** 5:40 a.m.-5:27 p.m.  
**Saturday - Sunday** No Service  
**Base Fare:** \$3.00 BlueXpress; \$1.00 Circulator

## System Data

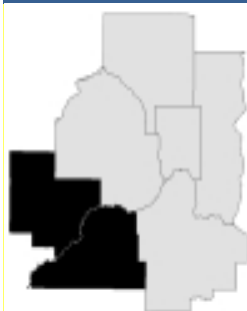
### Operating Costs



### Ridership



# SMARTLINK TRANSIT



**Contact:** Troy Beam  
**Title:** Transit Manager  
**Address:** 828 First Avenue East  
**City State Zip:** Shakopee, MN 55379  
**Telephone:** 952.496.8277  
**Fax:** 952.496.1842  
**E-mail:** [tbeam@co.scott.mn.us](mailto:tbeam@co.scott.mn.us)  
**Website:** [www.smartlinktransit.com](http://www.smartlinktransit.com)



## 2009 Highlights

- New provider for the MA Contract in Scott and Carver Counties.
- Expanded service by implementation of the New Freedom Grant.
- Installed 800 MHz radios in every vehicle and dispatch.

## System Snapshot

**Legal Name:** Smartlink Transit  
**Type of Government:** County  
**Area Served:** Carver and Scott Counties  
**Legislative Senate District:** 25, 34, 35 and 40  
**Legislative House District:** 25A, 25B, 34A, 35A, 35B and 40A  
**Congressional District:** 2

## System Characteristics

<b>Vehicles:</b>	24 Class 400 and 9 Class 600	<b>Service Hours:</b>	
<b>Service Type:</b>	Dial-A-Ride, ADA and MA	<b>Monday – Friday (Dial-A-Ride)</b>	5:30 a.m.-7:00 p.m.
<b>Funding Class:</b>	Rural	<b>Monday – Friday (ADA)</b>	4:45 a.m.-10:30 p.m.
		<b>Saturday</b>	7:15 a.m.-9:30 p.m.
		<b>Sunday:</b>	8:00 a.m.-9:15 p.m.
		<b>Base Fare:</b>	\$2.25-\$6.75

## System Data

### Operating Costs

#### First Year of Service

**2009 Operating Cost**  
**\$2,767,631**

### Ridership

#### First Year of Service

**2009 Ridership**  
**163,956**

# SOUTHWEST TRANSIT



**Contact:** Linda Spevacek  
**Title:** Administrative Service Assistant  
**Address:** 13500 Technology Drive  
**City State Zip:** Eden Prairie, MN 55344  
**Telephone:** 952.974.3108  
**Fax:** 952.974.7997  
**E-mail:** [lspevacek@swtransit.org](mailto:lspevacek@swtransit.org)  
**Website:** [www.swtransit.org](http://www.swtransit.org)



## 2009 Highlights

- Received APTA Gold Safety and GFOA Awards.
- Purchased new garage and maintenance facility.
- Progress continues on new Chanhausen Transit Station.

## System Snapshot

**Legal Name:** SouthWest Transit  
**Type of Government:** Local Government; Joint Powers  
**Area Served:** Cities of Chanhausen, Chaska and Eden Prairie  
**Legislative District:** 34A, 34B, 42A and 42B  
**Congressional District:** 2 and 3

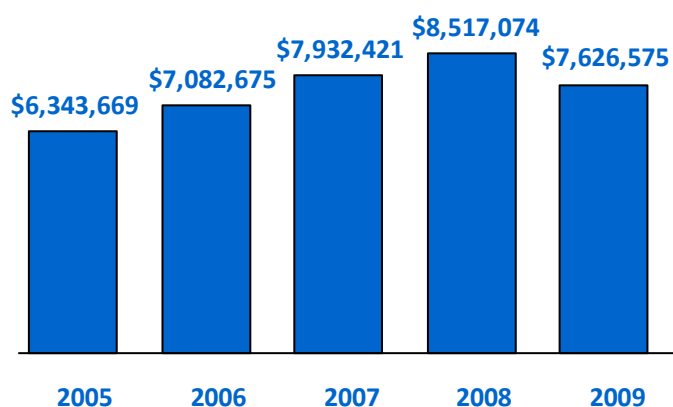
## System Characteristics

**Vehicles:** 10 Class 400 and 55 Class 700  
**Service Type:** Fixed Route  
**Funding Class:** Opt Out

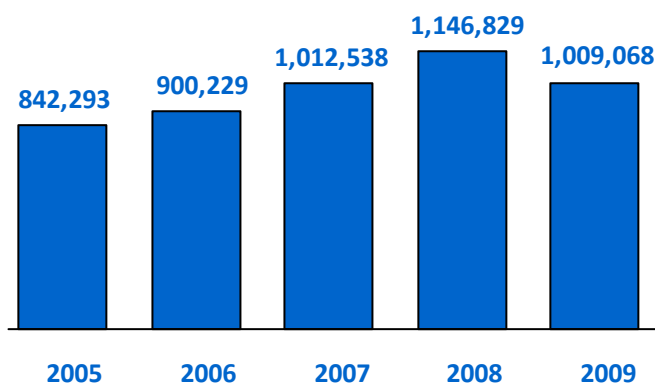
**Service Hours:**  
**Monday - Friday** 5:00 a.m.-9:30 p.m.  
**Saturday - Sunday** No Service  
**Base Fare:** \$3.00 Peak Express; \$2.25 Non-Peak Express;  
 \$2.25 Peak Local and \$1.75 Non-Peak Local

## System Data

### Operating Costs



### Ridership



# UNIVERSITY OF MINNESOTA TRANSIT



**Contact:** William Stahlman  
**Title:** Transit Assistant Director  
**Address:** 511 Washington Avenue S.E.  
**City State Zip:** Minneapolis, MN 55455  
**Telephone:** 612.625.8020  
**Fax:** 612.624.8899  
**E-mail:** [stahl001@umn.edu](mailto:stahl001@umn.edu)  
**Website:** [www1.umn.edu/pts/busing.htm](http://www1.umn.edu/pts/busing.htm)



## 2009 Highlights

- None provided.

## System Snapshot

**Legal Name:** University of Minnesota Parking and Transportation Services  
**Type of Government:** Higher Education  
**Area Served:** Minneapolis and St. Paul Campuses  
**Legislative Senate/House District:** Metro  
**Congressional District:** 2, 3 4, 5 and 6

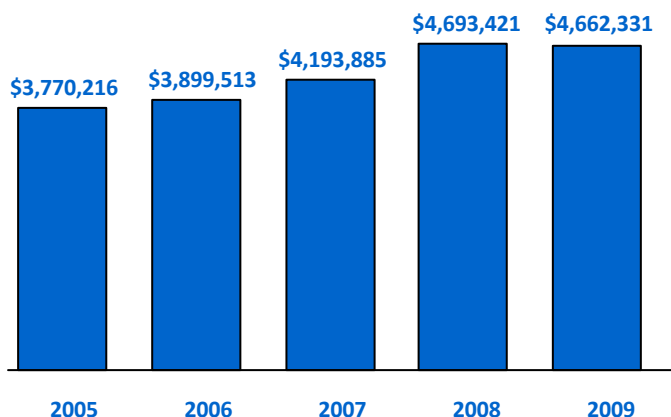
## System Characteristics

**Vehicles:** 2 Class 200, 3 Class 400 and 20 Class 700  
**Service Type:** Fixed Route and Dial-A-Ride  
**Funding Class:** Other (Funded with Parking Revenue from U of M Campus and Student Transportation Fees)

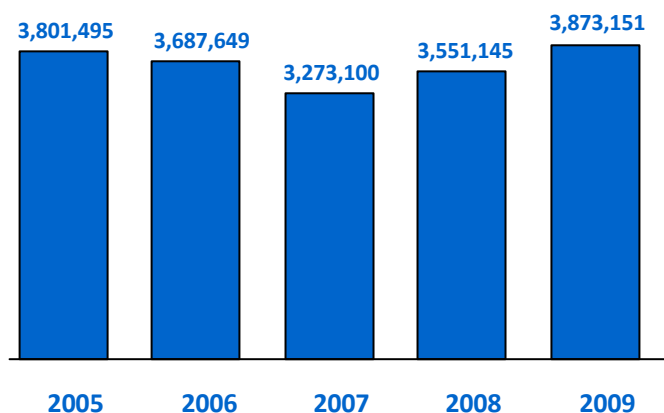
**Service Hours:**  
**Monday – Friday (Fixed Route)** 7:00 a.m.-12:00 a.m.  
**Saturday – Sunday** 9:20 a.m.-12:00 a.m.  
**Monday – Friday (Dial-A-Ride)** 7:00 a.m.-6:00 p.m.  
**Saturday – Sunday** No Service  
**Base Fare:** \$0

## System Data

### Operating Costs



### Ridership



## **Elderly and Persons with Disabilities Capital Program**

The purpose of the Federal Transit Administration (FTA) Section 5310 program is to meet the special transportation needs of elderly persons and persons with disabilities for whom existing mass transportation services are unavailable, insufficient, or inappropriate. The program seeks to enhance coordination of federally assisted programs and services to encourage the most efficient use of federal resources and to achieve the goal of improved mobility for elderly persons and persons with disabilities.

The State of Minnesota receives Section 5310 funds each year through a formula or annual appropriation from the U.S. DOT-FTA. It is Mn/DOT's policy to use Section 5310 funds to purchase lift-equipped vehicles. New vehicles may be used to replace existing vehicles, expand current services, or initiate new services. Grant vehicles are purchased under Mn/DOT's Cooperative Vehicle Procurement Program through the Department of Administration.

Listed below are organizations currently receiving Section 5310 funds:

### **1. ABC WORKS**

Contact Person: Judy Wandling  
Telephone Number: 507.895.7161  
62 North 3rd Street, P. O. Box 151  
LaCrescent, MN 55947  
E-Mail Address: [judyw@abcinc.org](mailto:judyw@abcinc.org)

### **2. ABILITY BUILDING CENTER (ABC)**

Contact Person: Larry Erickson  
Telephone Number: 507.281.6262  
1911 - 14th Street N.W.  
Rochester, MN 55903  
E-Mail Address: [larrye@abcinc.org](mailto:larrye@abcinc.org)

### **3. ACHIEVE SERVICES, INC.**

Contact Person: Carol Donahoe  
Telephone Number: 763.792.8705  
1201 - 89th Avenue N.E., Suite 105  
Blaine, MN 55434  
E-Mail Address: [carol.donahoe@achieveservices.org](mailto:carol.donahoe@achieveservices.org)

### **4. ADULT DAY SERVICES, INC.**

Contact Person: April Collman-Maddox  
Telephone Number: 218.751.1324  
620 Carr Lake Road S.E.  
Bemidji, MN 56601  
E-Mail Address: [acollman@paulbunyan.net](mailto:acollman@paulbunyan.net)

### **5. ANOKA, CITY OF**

Contact Person: Lisa LaCasse  
Telephone Number: 763.576.2984  
2105 First Avenue North  
Anoka, MN 55303-2270  
E-Mail Address: [llacasse@ci.anoka.mn.us](mailto:llacasse@ci.anoka.mn.us)

### **6. AUGUSTANA HOMES NORTH CAMPUS**

Contact Person: Julie Kadelbach  
Telephone Number: 320.373.6626  
200 North Holcombe Avenue  
Litchfield, MN 55355  
E-Mail Address: [juliekadelbach@ecumen.org](mailto:juliekadelbach@ecumen.org)

### **7. BAY LAKE AREA LIONS CHARITIES, INC.**

Contact Person: Dan Kantorowicz  
Telephone Number: 218.678.9999  
22520 Pine Trail  
Deerwood, MN 56444  
E-Mail Address: [dan.oaks@charter.net](mailto:dan.oaks@charter.net)

### **8. BECKER COUNTY DAC**

Contact Person: David Peterson  
Telephone Number: 218.847.8206  
Address: P. O. Box 852  
Detroit Lakes, MN 56502  
E-Mail Address: [beckerdac@yahoo.com](mailto:beckerdac@yahoo.com)

### **9. BIGFORK VALLEY TRANSPORTATION**

Contact Person: Barb Rahier  
Telephone Number: 218.743.3052  
P. O. Box 258  
Bigfork, MN 56628  
E-Mail Address: [brahier@bigforkvalley.org](mailto:brahier@bigforkvalley.org)

### **10. CEDAR VALLEY SERVICES, INC.**

Contact Person: Richard Pavek  
Telephone Number: 507.433.2303  
2111 - 4th Street N.W.  
Austin, MN 55912  
E-Mail Address: [rpavek@cedarvalleyservices.org](mailto:rpavek@cedarvalleyservices.org)

**11. CLEARWATER DAC**

Contact Person: Donald Blooflat  
Telephone Number: 218.694.6541  
5th & Hallan Avenue, P.O. Box 29  
Bagley, MN 56621  
E-Mail Address: [dbc dac@gvtel.com](mailto:dbc dac@gvtel.com)

**12. CLUES**

Contact Person: Erin Delaney Monjarrez  
Telephone Number: 651.379.4280  
882 South Robert Street  
West St. Paul, MN 55118  
E-Mail Address: [emonjarrez@clues.org](mailto:emonjarrez@clues.org)

**13. CONNECTIONS OF MOORHEAD, INC.**

Contact Person: Mary Fandrich  
Telephone Number: 218.233.8657 Ext. 30  
810 - 4th Avenue South, Suite 156  
Moorhead, MN 56560  
E-Mail Address: [mfandrich@connectionsofmoorhead.org](mailto:mfandrich@connectionsofmoorhead.org)

**14. COTTONWOOD COUNTY DAC**

Contact Person: Donovan Pankratz  
Telephone Number: 507.831.1511  
1049 - 5th Avenue, P.O. Box 153  
Windom, MN 56101  
E-Mail Address: [ccdac@qwestoffice.net](mailto:ccdac@qwestoffice.net)

**15. DARTS**

Contact Person: Kevin Raun  
Telephone Number: 651.234.2276  
1645 Marthaler Lane  
West St. Paul, MN 55118-9909  
E-Mail Address: [kevin.raun@darts1.org](mailto:kevin.raun@darts1.org)

**16. DEER RIVER HEALTHCARE CENTER**

Contact Person: Renee Donnelly  
Telephone Number: 218.246.2909  
1002 Coomstock Drive  
Deer River, MN 56636  
E-Mail Address: [donnelly@paulbunyan.net](mailto:donnelly@paulbunyan.net)

**17. DELANO, CITY OF**

Contact Person: Linda VanLith  
Telephone Number: 763.972.0574  
234 – 2<sup>nd</sup> Street North, P. O. Box 462  
Delano, MN 55328  
E-Mail Address: [linda@delano.mn.us](mailto:linda@delano.mn.us)

**18. EAST POLK COUNTY DAC**

Contact Person: Wayne Holt  
Telephone Number: 218.435.6188  
326 North Mark Avenue, P.O. Box 178  
Fosston, MN 56542  
E-Mail Address: [epcdac@gvtel.com](mailto:epcdac@gvtel.com)

**19. EAST SIDE NEIGHBORHOOD SERVICES, INC.**

Contact Person: Joseph Biernat  
Telephone Number: 612.787.4023  
1700 - 2nd Street N.E.  
Minneapolis, MN 55413  
E-Mail Address: [jbiernat@esns.org](mailto:jbiernat@esns.org)

**20. EAST SUBURBAN RESOURCES**

Contact Person: Ed Boeve  
Telephone Number: 651.351.0190  
1754 Washington Avenue  
Stillwater, MN 55082-7561  
E-Mail Address: [eboeve@esrworks.org](mailto:eboeve@esrworks.org)

**21. ECCO**

Contact Person: Catherine Nelson  
Telephone Number: 507.247.5340  
144 - 4th Street  
Tracy, MN 56175  
E-Mail Address: [cathyn56115@yahoo.com](mailto:cathyn56115@yahoo.com)

**22. EMPLOYMENT ENTERPRISES, INC.**

Contact Person: Byron Quinn  
Telephone Number: 320.632.9251  
307 N.W. 9th Avenue, P.O. Box 303  
Little Falls, MN 56345  
E-Mail Address: [eei@charterinternet.com](mailto:eei@charterinternet.com)

**23. ENTERPRISE NORTH, INC. MADELIA**

Contact Person: Mary Hippert  
Telephone Number: 507.233.8900  
21 Center Avenue  
Madelia, MN 56062  
E-Mail Address: [mhippert@newulmtel.net](mailto:mhippert@newulmtel.net)

**24. EPIC ENTERPRISES, INC.**

Contact Person: Linda Hibbard  
Telephone Number: 507.645.6800  
410 Stafford Lane South, P.O. Box 168  
Dundas, MN 55019  
E-Mail Address: [epic@ll.net](mailto:epic@ll.net)



**25. FALLS DAC, INC.**

Contact Person: Sally Erickson  
Telephone Number: 218.681.5951  
205 West 13th Street, P.O. Box C  
Thief River Falls, MN 56701  
E-Mail Address: [fdacse@mncable.net](mailto:fdacse@mncable.net)

**26. FIRST CARE MEDICAL SERVICES**

Contact Person: Carrie Welin  
Telephone Number: 218.435.1441  
900 S.E. Hilligoss Boulevard  
Fosston, MN 56542  
E-Mail Address: [cwelin@firstcare.org](mailto:cwelin@firstcare.org)

**27. FOCUS CORPORATION, INC.**

Contact Person: Mary Wickersham  
Telephone Number: 218.463.0411  
P.O. Box 387  
Roseau, MN 56751  
E-Mail Address: [focus@wiktel.com](mailto:focus@wiktel.com)

**28. FUNCTIONAL INDUSTRIES, INC.**

Contact Person: Rod Pederson  
Telephone Number: 763.682.4336  
1801 Highway 25 North, P.O. Box 336  
Buffalo, MN 55313  
E-Mail Address: [rpederson@functionalindustries.org](mailto:rpederson@functionalindustries.org)

**29. GOOD SAMARITAN NURSING HOME**

Contact Person: Lori Carlson  
Telephone Number: 218.773.7484  
2122 River Road N.W.  
East Grand Forks, MN 56721  
E-Mail Address: [lcarlso2@good-sam.com](mailto:lcarlso2@good-sam.com)

**30. GOOD SHEPHERD COMMUNITY**

Contact Person: Bob Dilts  
Telephone Number: 320.252.6525  
1115 - 4th Avenue North  
Sauk Rapids, MN 56379  
E-Mail Address: [bobdilts@goodshepherdcampus.org](mailto:bobdilts@goodshepherdcampus.org)

**31. GREENWOOD CONNECTIONS**

Contact Person: Lori Elmore  
Telephone Number: 218.564.4101  
427 Main Street N.E.  
Menahga, MN 56464  
E-Mail Address: [lorielmore@wcta.net](mailto:lorielmore@wcta.net)

**32. GUARDIAN ANGELS OF ELK RIVER**

Contact Person: Rosemary Becker  
Telephone Number: 763.241.4430  
350 Evans Avenue  
Elk River, MN 55330  
E-Mail Address: [rbecker@ga-er.org](mailto:rbecker@ga-er.org)

**33. HALLIE Q. BROWN COMMUNITY CENTER, INC.**

Contact Person: Linda White  
Telephone Number: 651.224.4603  
270 North Kent Street  
St. Paul, MN 55102  
E-Mail Address: [lwhite@halliegbrown.org](mailto:lwhite@halliegbrown.org)

**34. HMONG AMERICAN PARTNERSHIP**

Contact Person: Bao Vang  
Telephone Number: 651.495.1507  
1075 Arcade Street  
St. Paul, MN 55106  
E-Mail Address: [baov@hmong.org](mailto:baov@hmong.org)

**35. HOPE DAC**

Contact Person: Catherine Nelson  
Telephone Number: 507.247.5340  
330 East Highway 214, P.O. Box 637  
Tyler, MN 56178  
E-Mail Address: [cathyn56115@yahoo.com](mailto:cathyn56115@yahoo.com)

**36. HUBBARD COUNTY DAC**

Contact Person: Ed Ranson  
Telephone Number: 218.732.3358  
109 Pleasant Avenue, P.O. Box 86  
Park Rapids, MN 56470  
E-Mail Address: [dac@unitelc.com](mailto:dac@unitelc.com)

**37. HUMAN SERVICES, INC.**

Contact Person: Steven Hunt  
Telephone Number: 651.275.4308  
5650 Memorial Avenue North  
Oak Park Heights, MN 55082  
E-Mail Address: [shunt@hsicares.org](mailto:shunt@hsicares.org)

**38. INDEPENDENCE CENTER, INC.**

Contact Person: Amy Christensen  
Telephone Number: 320.252.4146  
51-1st Avenue South  
Waite Park, MN 56387  
E-Mail Address: [atcici@cloudnet.com](mailto:atcici@cloudnet.com)

**39. INDUSTRIES, INC.**

Contact Person: Chris Fourness  
Telephone Number: 320-679-2354 Ext. 15  
500 South Walnut Street  
Mora, MN 55051  
E-Mail Address: [cfourness@industriesinc.org](mailto:cfourness@industriesinc.org)

**40. JEWISH COMMUNITY CENTER OF ST. PAUL**

Contact Person: Barbie Levine  
Telephone Number: 651.255.4734  
1375 St. Paul Avenue  
St. Paul, MN 55116  
E-Mail Address: [blevine@stpauljcc.org](mailto:blevine@stpauljcc.org)

**41. JOBS PLUS, INC.**

Contact Person: Katie Neegard  
Telephone Number: 507.833.5004  
200 – 16<sup>th</sup> Avenue S.E.  
Waseca, MN 56093  
E-Mail Address: [kneeg\\_1@yahoo.com](mailto:kneeg_1@yahoo.com)

**42. KANDIYOHI AREA TRANSIT JOINT POWERS BOARD**

Contact Person: Tiffany Collins  
Telephone Number: 320.214.7433  
1320 – 22<sup>nd</sup> Street S.W., P. O. Box 186  
Willmar, MN 56201  
E-Mail Address: [tcollins@katbus.org](mailto:tcollins@katbus.org)

**43. KAPOZIA, INC.**

Contact Person: Tom Vogt  
Telephone Number: 651.789.2806  
380 East Lafayette Freeway South  
St. Paul, MN 55107  
E-Mail Address: [tvogt@kaposia.com](mailto:tvogt@kaposia.com)

**44. KITTSOON COUNTY DAC**

Contact Person: Missy Karboviak  
Telephone Number: 218.754.2225  
P.O. Box 54  
Lake Bronson, MN 56734  
E-Mail Address: [missyk5@hotmail.com](mailto:missyk5@hotmail.com)

**45. LAKE CITY MEDICAL CENTER MAYO**

Contact Person: Krystal Ohlhaber  
Telephone Number: 651.345.6079  
500 West Grant Street  
Lake City, MN 55041  
E-Mail Address: [ohlhaber.krystal@mayo.edu](mailto:ohlhaber.krystal@mayo.edu)

**46. LAKEWOOD HEALTH SYSTEM**

Contact Person: Lora Wutzke  
Telephone Number: 218.894.1515  
49725 County Road 83  
Staples, MN 56479  
E-Mail Address: [lorawutzke@lakewoodhealthsystem.com](mailto:lorawutzke@lakewoodhealthsystem.com)

**47. LESUEUR COUNTY DEVELOPMENTAL SERVICES, INC.**

Contact Person: Doug Scharfe  
Telephone Number: 507.362.8560  
519 West Paquin Street, P. O. Box 47  
Waterville, MN 56096  
E-Mail Address: [LCDs2@frontiernet.net](mailto:LCDs2@frontiernet.net)

**48. LIFEWORKS SERVICES, INC.**

Contact Person: Bob Platz  
Telephone Number: 651.365.3728  
2965 Lone Oak Drive, Suite 160  
Eagan, MN 55121-3019  
E-Mail Address: [bplatz@lifeworks.org](mailto:bplatz@lifeworks.org)

**49. LITTLEFORK MEDICAL CENTER**

Contact Person: Jennifer Fondie  
Telephone Number: 218.278.6634  
P.O. Box N  
Littlefork, MN 56653  
E-Mail Address: [jfondie@frontiernet.net](mailto:jfondie@frontiernet.net)

**50. MARTIN LUTHER MANOR**

Contact Person: Greg Anderson  
Telephone Number: 952.948.5182  
1401 East 100th Street  
Bloomington, MN 55425-2614  
E-Mail Address: [gander15@fairview.org](mailto:gander15@fairview.org)

**51. MERRICK, INC.**

Contact Person: Mike Greenbaum  
Telephone Number: 651.789.6206  
3210 Labore Road  
White Bear Lake, MN 55110  
E-Mail Address: [mikeg@merrickinc.org](mailto:mikeg@merrickinc.org)

**52. MIDWAY TRAINING SERVICES, INC.**

Contact Person: Philip Swanson  
Telephone Number: 651.288.8929  
1246 University Avenue West  
St. Paul, MN 55104  
E-Mail Address: [pswanson@midwaytraining.com](mailto:pswanson@midwaytraining.com)



**53. MIDWEST SPECIAL SERVICES, INC.**

Contact Person: Julie Johnson  
Telephone Number: 651.778.1000  
900 Ocean Street  
St. Paul, MN 55106  
E-Mail Address:  
[jjohnson@mwsservices.org](mailto:jjohnson@mwsservices.org)

**54. MINNEAPOLIS AMERICAN INDIAN CENTER**

Contact Person: Janet Stately  
Telephone Number: 612.879.1770  
1530 East Franklin Avenue  
Minneapolis, MN 55404  
E-Mail Address: [jstately@maicnet.org](mailto:jstately@maicnet.org)

**55. MN MASONIC HOMES NORTH RIDGE**

Contact Person: Lisa Desnick  
Telephone Number: 763.592.2669  
5430 Boone Avenue North  
New Hope, MN 55428  
E-Mail Address:  
[lisa.desnick@mnmasonic.org](mailto:lisa.desnick@mnmasonic.org)

**56. MN VALLEY ACTION COUNCIL**

Contact Person: Sandy Chadderdon  
Telephone Number: 507.835.4551  
308 North State Street  
Waseca, MN 56093  
E-Mail Address:  
[schadderdon@mnvac.org](mailto:schadderdon@mnvac.org)

**57. MRCI - ROSEMOUNT**

Contact Person: Sharon Montoya  
Telephone Number: 651.423.8900  
15191 Boulder Court  
Rosemount, MN 55068  
E-Mail Address:  
[smontoya@mrciworksource.org](mailto:smontoya@mrciworksource.org)

**58. MRCI - MANKATO**

Contact Person: Lanny Cox  
Telephone Number: 507.386.5670  
15 Map Drive, P. O. Box 328  
Mankato, MN 56002  
E-Mail Address: [lcox@mrciworksource.org](mailto:lcox@mrciworksource.org)

**59. MRCI - NEW ULM**

Contact Person: Jeanine Grosam  
Telephone Number: 507.233.2730  
2100 North Broadway, P.O. Box 894  
New Ulm, MN 56073  
E-Mail Address:  
[jgrosam@mrciworksource.org](mailto:jgrosam@mrciworksource.org)

**60. NORMAN COUNTY DAC**

Contact Person: Michael Burke  
Telephone Number: 218.784.4582  
P.O. Box 145  
Ada, MN 56510  
E-Mail Address: [mbncdac@loretel.net](mailto:mbncdac@loretel.net)

**61. NORTHEAST CONTEMPORARY SERVICES, INC.**

Contact Person: Rebecca Smith  
Telephone Number: 651.636.3343  
2770 Cleveland Avenue North  
Roseville, MN 55113  
E-Mail Address:  
[rebecca.smith@northeastcontemporaryservices.org](mailto:rebecca.smith@northeastcontemporaryservices.org)

**62. OCCUPATIONAL DEVELOPMENT CENTER, INC. – THIEF RIVER FALLS**

Contact Person: Sally McGlynn  
Telephone Number: 218.681.6830  
1520 Highway 32 South  
Thief River Falls, MN 56701  
E-Mail Address:  
[smcglynn@odcmn.com](mailto:smcglynn@odcmn.com)

**63. OCCUPATIONAL DEVELOPMENT CENTER, INC. - WARREN**

Contact Person: Cindy Gratzek  
Telephone Number: 218.745.4401  
1008 North 2nd Street  
Warren, MN 56762  
E-Mail Address:  
[cgratzek@odcmn.com](mailto:cgratzek@odcmn.com)

**64. OPPORTUNITY PARTNERS**

Contact Person: Alison Steward  
Telephone Number: 952.238.4827  
5500 Opportunity Court  
Minnetonka, MN 55343  
E-Mail Address:  
[asteward@opportunities.org](mailto:asteward@opportunities.org)

**65. OPTIONS, INC.**

Contact Person: Richard Simonson  
Telephone Number: 763.263.3684  
16820 – 197<sup>th</sup> Avenue N.W.  
Big Lake, MN 55309  
E-Mail Address: [option1@sherbtel.net](mailto:option1@sherbtel.net)

**66. PERHAM MEMORIAL HOSPITAL & HOME**

Contact Person: Karen Laughlin  
Telephone Number: 218.346.1166  
665 - 3rd Street S.W.  
Perham, MN 56573  
E-Mail Address: [karen.laughlin@pmhh.com](mailto:karen.laughlin@pmhh.com)

**67. PHOENIX ALTERNATIVES, INC.**

Contact Person: Terry Higgs  
Telephone Number: 651.426.2484  
4453 White Bear Parkway  
White Bear Lake, MN 55110  
E-Mail Address: [thiggs@phoenixalternatives.org](mailto:thiggs@phoenixalternatives.org)

**68. PINE HABILITATION & SUPPORTED EMPLOYMENT (PHASE)**

Contact Person: Tim Schmutzer  
Telephone Number: 320.629.7805  
106 Main  
Sandstone, MN 55072  
E-Mail Address: [tschmutzer@pinehab.org](mailto:tschmutzer@pinehab.org)

**69. PINE HAVEN CARE CENTER, INC.**

Contact Person: Steve Zillar  
Telephone Number: 507.356.8304  
210 N.W. 3rd Street  
Pine Island, MN 55963  
E-Mail Address: [phcc@pitel.net](mailto:phcc@pitel.net)

**70. PINWOOD-DULUTH, INC.**

Contact Person: Toni Rothmeier  
Telephone Number: 218.879.4566  
915 - 18th Street  
Cloquet, MN 55720  
E-Mail Address: [toni@pinewoodcloq-duluth.com](mailto:toni@pinewoodcloq-duluth.com)

**71. POLK COUNTY DAC**

Contact Person: JoAnn Bittner  
Telephone Number: 218-281-4181  
515 – 5<sup>th</sup> Avenue South  
Crookston, MN 56716  
E-Mail Address: [bittner.dac@midconetwork.com](mailto:bittner.dac@midconetwork.com)

**72. POSSABILITIES OF SOUTHERN MINNESOTA**

Contact Person: Michelle Lee  
Telephone Number: 507.281.6116  
1808 – 3<sup>rd</sup> Avenue S.E.  
Rochester, MN 55904  
E-Mail Address: [mlee@possabilities.org](mailto:mlee@possabilities.org)

**73. PRISM EXPRESS**

Contact Person: Courtney Whited  
Telephone Number: 763.529.1252  
730 Florida Avenue South  
Golden Valley, MN 55426  
E-Mail Address: [cwhited@prismmpls.org](mailto:cwhited@prismmpls.org)

**74. PROACT, INC. - EAGAN**

Contact Person: Heidi Hanson  
Telephone Number: 651.289.3149  
3195 Neil Armstrong Boulevard  
Eagan, MN 55121  
E-Mail Address: [hhanson@proactinc.org](mailto:hhanson@proactinc.org)

**75. PROACT, INC. - RED WING**

Contact Person: Sally Ogren  
Telephone Number: 651.388.7108  
204 Mississippi Avenue  
Red Wing, MN 55066  
E-Mail Address: [sogren@proactinc.org](mailto:sogren@proactinc.org)

**76. RAINBOW RIDER TRANSIT**

Contact Person: Harold Jennissen  
Telephone Number: 320.283.5065  
249 Poplar Avenue, P. O. Box 136  
Lowry, MN 56349  
E-Mail Address: [hjenn@runestone.net](mailto:hjenn@runestone.net)

**77. RISE, INC.**

Contact Person: Lynn Noren  
Telephone Number: 763.783.2814  
8406 Sunset Road N.E.  
Spring Lake Park, MN 55432  
E-Mail Address: [lnoren@rise.org](mailto:lnoren@rise.org)

**78. RIVERVIEW HEALTH CARE ASSOCIATION**

Contact Person: Renea Johnson  
Telephone Number: 218.281.9459  
323 South Minnesota Street  
Crookston, MN 56716  
E-Mail Address: [rjohnson@riverviewhealth.org](mailto:rjohnson@riverviewhealth.org)

**79. ROCK COUNTY OPPORTUNITIES, INC.**

Contact Person: Beth Bartels  
Telephone Number: 507.283.4582  
807 West Main Street, P. O. Box 626  
Luverne, MN 56156  
E-Mail Address: [bebartels@rcopp.com](mailto:bebartels@rcopp.com)

**80. ROSEVILLE AREA SENIOR PROGRAM**

Contact Person: Janell B. Wampler  
Telephone Number: 651.604.3522  
1910 West County Road B  
Roseville, MN 55113  
E-Mail Address: [janell.wampler@isd623.org](mailto:janell.wampler@isd623.org)

**81. ST. JOHN'S LUTHERAN HOME**

Contact Person: Debbra Peterson  
Telephone Number: 507.723.3211  
201 South CR 5  
Springfield, MN 56087  
E-Mail Address: [debbra@sjlhome.com](mailto:debbra@sjlhome.com)

**82. ST. MARY'S REGIONAL HEALTH CENTER**

Contact Person: Tom Thompson  
Telephone Number: 218.847.0888  
1027 Washington Avenue  
Detroit Lakes, MN 56501  
E-Mail Address: [tthompson@smrhc.com](mailto:tthompson@smrhc.com)

**83. SERVICE ENTERPRISES, INC**

Contact Person: Betty Stancer  
Telephone Number: 507.637.3503  
515 West Bridge Street, P.O. Box 248  
Redwood Falls, MN 56283  
E-Mail Address: [betty.stancer@service-enterprises.org](mailto:betty.stancer@service-enterprises.org)

**84. SIBLEY COUNTY DAC**

Contact Person: Mark Pauly  
Telephone Number: 507.964.5726  
700 Marion Drive, P.O. Box 916  
Arlington, MN 55307-0916  
E-Mail Address: [scdpauly@frontiernet.net](mailto:scdpauly@frontiernet.net)

**85. SPRING VALLEY CARE CENTER**

Contact Person: James Dessner  
Telephone Number: 507.346.7381  
800 Memorial Drive  
Spring Valley, MN 55975  
E-Mail Address: [facilities@svseniorliving.com](mailto:facilities@svseniorliving.com)

**86. STEP, INC.**

Contact Person: Sue Eisenmenger  
Telephone Number: 507.238.4341  
411 South State Street, P.O. Box 110  
Fairmont, MN 56031  
E-Mail Address: [seisenmenger@stepinc.org](mailto:seisenmenger@stepinc.org)

**87. STEVENS COUNTY DAC**

Contact Person: Emmy Kvatum  
Telephone Number: 320.589.3020  
203 Green River Road, P. O. Box 25  
Morris, MN 56267  
E-Mail Address: [ekvatum@hometownsolutions.net](mailto:ekvatum@hometownsolutions.net)

**88. SWIFT COUNTY DAC**

Contact Person: Emmy Kvatum  
Telephone Number: 320.843.4201  
2105 Minnesota Avenue  
Benson, MN 56215  
E-Mail Address: [scdac3@embarqmail.com](mailto:scdac3@embarqmail.com)

**89. TRANSIT PLUS OF PARMLY LIFEPOINTES**

Contact Person: Tom Henderson  
Telephone Number: 651.257.7327  
28210 Old Towne Road  
Chisago City, MN 55013  
E-Mail Address: [tomhenderson@ecumen.org](mailto:tomhenderson@ecumen.org)

**90. UDAC, INC.**

Contact Person: Roberta Lenz  
Telephone Number: 218.722.5867  
500 East 10th Street  
Duluth, MN 55805  
E-Mail Address: [blenz@udac.org](mailto:blenz@udac.org)

**91. VALLEY VIEW HEALTHCARE & REHAB**

Contact Person: Connie Edwards  
Telephone Number: 507.896.3125  
510 East Cedar Street  
Houston, MN 55943  
E-Mail Address: [cedwards@acegroup.cc](mailto:cedwards@acegroup.cc)

**92. VOLUNTEERS OF AMERICA OF MN**

Contact Person: Bee Vue  
Telephone Number: 612.377.4472  
1505 Park Avenue South  
Minneapolis, MN 55404  
E-Mail Address: [bvue@voamn.org](mailto:bvue@voamn.org)

**93. WADENA COUNTY DAC, INC.**

Contact Person: Sylvia Silvers  
Telephone Number: 218.837.5182  
305 S.W. 5th Street, P.O. Box 235  
Sebeka, MN 56477  
E-Mail Address: [wcdac@wcta.net](mailto:wcdac@wcta.net)

**94. WHITE BEAR LAKE AREA SENIOR PROGRAM/ISD #624**

Contact Person: Barb Green  
Telephone Number: 651.653.3126  
2484 East County Road F  
White Bear Lake, MN 55110  
E-Mail Address:  
[bigree@wbl.whitebear.k12.mn.us](mailto:bigree@wbl.whitebear.k12.mn.us)

**95. WINONA COUNTY DAC, INC.**

Contact Person: Stephanie Chapin  
Telephone Number: 507.452.1798  
1721 West Service Drive  
Winona, MN 55987  
E-Mail Address:  
[stephaniec@winonadac.org](mailto:stephaniec@winonadac.org)

**96. WINONA ORC INDUSTRIES, INC.**

Contact Person: Judy Foster-Lupkin  
Telephone Number: 507.452.1855  
1053 East Mark Street  
Winona, MN 55987  
E-Mail Address:  
[jfoster-lupkin@winonaorc.org](mailto:jfoster-lupkin@winonaorc.org)

This page intentionally left blank.

## Minnesota Public Transit Systems – 2009 Total Operating Costs Summary

### Minnesota Public Transit Systems –2009 Operating Costs

	Total Cost (in Millions)
<b>Greater Minnesota</b>	<b>\$55,102,725</b>
Urbanized	\$21,731,255
Elderly and Disabled	\$ 4,337,171
Small Urban	\$ 4,032,029
Rural	\$25,002,270
<b>Twin Cities Metropolitan Area</b>	<b>\$360,860,068</b>
Metro Transit – Fixed Bus Routes	\$235,188,796
Metro Transit – Light Rail Transit	\$ 25,002,424
Metro Transit – Commuter Rail	\$ 4,977,709
Metro Mobility	\$ 31,919,637
Metropolitan Council Contracted Services	\$ 15,512,661
Suburban Transit Providers	\$ 31,905,252
Other Services/Providers	\$ 16,353,589

## Greater Minnesota Transit Systems – 2009 Actual Operating Costs

Operating costs for Greater Minnesota transit systems are categorized according to their state statutory categories - urbanized, elderly and disabled, small urban and rural systems. Costs presented are unaudited.

### I. Greater Minnesota Transit Systems –Total

	<b>Total Costs</b>	<b>Federal Share (5307/5311)</b>	<b>State Share</b>	<b>MVST</b>	<b>Local Share</b>	<b>% Local Share</b>
Urbanized	\$21,731,255	\$ 2,452,200	\$ 6,720,760	\$ 5,962,200	\$ 6,596,095	30%
Elderly & Disabled (ADA Complementary Paratransit)	\$ 4,337,171	\$0	\$ 1,414,605	\$ 1,251,800	\$ 1,670,766	31%
Small Urban	\$ 4,032,029	\$ 1,147,720	\$ 1,004,800	\$ 943,600	\$ 935,909	22%
Rural	\$25,002,270	\$ 6,712,880	\$ 6,485,630	\$ 5,999,600	\$ 5,804,160	23%
<b>Total</b>	<b>\$55,102,725</b>	<b>\$10,312,800</b>	<b>\$15,625,795</b>	<b>\$14,157,200</b>	<b>\$15,006,930</b>	<b>27%</b>

### I.a Urbanized Systems

	<b>Total Costs</b>	<b>Federal Share (5307)</b>	<b>State Share</b>	<b>MVST</b>	<b>Local Share</b>	<b>% Local Share</b>
Duluth Transit Authority RR	\$10,509,937	\$ 627,900	\$3,642,700	\$3,217,400	\$3,021,937	29%
East Grand Forks, City of – RR	\$ 211,569	\$ 67,300	\$ 51,360	\$ 45,500	\$ 47,409	22%
La Crescent Apple Express	\$ 234,541	\$ 37,200	\$ 50,780	\$ 44,900	\$ 101,661	43%
Moorhead, City of (MAT)	\$ 1,294,687	\$ 233,300	\$ 411,120	\$ 388,900	\$ 261,367	20%
Rochester Public Transit - RR	\$ 4,565,035	\$ 740,400	\$ 962,800	\$ 850,400	\$2,011,435	44%
St. Cloud Metropolitan Transit Commission RR	\$ 4,915,486	\$ 746,100	\$1,602,000	\$1,415,100	\$1,152,286	23%
<b>Total</b>	<b>\$21,731,255</b>	<b>\$2,452,200</b>	<b>\$6,720,760</b>	<b>\$5,962,200</b>	<b>\$6,596,095</b>	<b>30%</b>

### I.b Elderly & Disabled Systems (ADA Complementary Paratransit)

	<b>Total Costs</b>	<b>Federal Share</b>	<b>State Share</b>	<b>MVST</b>	<b>Local Share</b>	<b>% Local Share</b>
Duluth Transit Authority-STRIDE	\$ 637,806	\$0	\$ 236,330	\$ 208,900	\$ 192,576	30%
East Grand Forks, City of (DAR)	\$ 41,258	\$0	\$ 17,575	\$ 17,400	\$ 6,283	15%
Moorhead, City of (DAR)	\$ 311,613	\$0	\$ 90,960	\$ 80,400	\$ 140,253	45%
Rochester, City of (DAR)	\$ 613,580	\$0	\$ 268,240	\$ 237,000	\$ 108,340	18%
St. Cloud Metropolitan Transit Commission (DAR)	\$2,732,914	\$0	\$ 801,500	\$ 708,100	\$1,223,314	45%
<b>Total</b>	<b>\$4,337,171</b>	<b>\$0</b>	<b>\$1,414,605</b>	<b>\$1,251,800</b>	<b>\$1,670,766</b>	<b>31%</b>

## Greater Minnesota Transit Systems – 2009 Actual Operating Costs Cont'd

### I.c Small Urban Systems

	<b>Total Costs</b>	<b>Federal Share (5311)</b>	<b>State Share</b>	<b>MVST</b>	<b>Local Share</b>	<b>% Local Share</b>
Albert Lea Transit	\$ 242,408	\$ 59,240	\$ 70,860	\$ 62,700	\$ 49,608	20%
Benson Heartland Express	\$ 154,913	\$ 48,560	\$ 37,860	\$ 37,100	\$ 31,393	20%
Faribault Flyer	\$ 158,140	\$ 54,320	\$ 41,680	\$ 37,800	\$ 24,340	15%
Granite Falls Heartland Express	\$ 101,626	\$ 28,240	\$ 25,140	\$ 22,300	\$ 25,946	26%
Greater Mankato Transit System	\$1,335,569	\$ 327,600	\$ 355,800	\$315,000	\$337,169	25%
Hibbing Area Transit	\$ 230,488	\$ 83,240	\$ 50,140	\$ 50,200	\$ 46,908	20%
Le Sueur Heartland Express	\$ 231,945	\$ 76,720	\$ 55,320	\$ 49,000	\$ 50,905	22%
Montevideo Heartland Express	\$ 125,105	\$ 40,960	\$ 29,480	\$ 26,200	\$ 28,465	23%
Morris Transit	\$ 325,803	\$ 115,720	\$ 62,220	\$ 82,500	\$ 65,363	20%
Northfield Transit	\$ 303,714	\$ 94,040	\$ 73,180	\$ 74,500	\$ 61,994	20%
St. Peter Transit	\$ 277,996	\$ 73,040	\$ 64,240	\$ 56,800	\$ 83,916	30%
Stewartville Heartland Express	\$ 57,812	\$ 18,880	\$ 10,700	\$ 16,200	\$ 12,032	21%
Winona Transit Services	\$ 486,510	\$ 127,160	\$ 128,180	\$113,300	\$117,870	24%
<b>Total</b>	<b>\$4,032,029</b>	<b>\$1,147,720</b>	<b>\$1,004,800</b>	<b>\$943,600</b>	<b>\$935,909</b>	<b>22%</b>

### I.d Rural Systems

	<b>Total Costs</b>	<b>Federal Share (5311)</b>	<b>State Share</b>	<b>MVST</b>	<b>Local Share</b>	<b>% Local Share</b>
Arrowhead Transit	\$ 4,425,221	\$1,234,000	\$1,259,300	\$1,112,400	\$ 819,521	19%
Austin-Mower County Area Transit	\$ 546,893	\$ 131,800	\$ 163,575	\$ 144,500	\$ 107,018	20%
Becker County Transit	\$ 323,390	\$ 89,600	\$ 93,960	\$ 83,000	\$ 56,830	18%
Brainerd and Crow Wing Public Transit	\$ 766,503	\$ 276,000	\$ 165,175	\$ 206,100	\$ 119,228	16%
Brown County Heartland Express	\$ 593,377	\$ 205,200	\$ 155,300	\$ 143,000	\$ 89,877	15%
Chisago-Isanti County Heartland Express	\$ 948,149	\$ 291,720	\$ 234,685	\$ 207,400	\$ 214,344	23%
Community Transit of Western Community Action	\$ 1,550,835	\$ 294,920	\$ 365,910	\$ 323,300	\$ 566,705	37%
Cottonwood County Transit	\$ 121,422	\$ 37,520	\$ 32,810	\$ 32,600	\$ 18,492	15%
Dawson Heartland Express	\$ 82,538	\$ 28,320	\$ 21,160	\$ 20,600	\$ 12,458	15%
FAR North Public Transit	\$ 244,944	\$ 98,520	\$ 36,630	\$ 73,000	\$ 36,794	15%
Faribault County Prairie Express	\$ 173,468	\$ 58,600	\$ 43,025	\$ 39,900	\$ 31,943	18%
Fosston Transit	\$ 80,684	\$ 22,840	\$ 21,540	\$ 19,200	\$ 17,104	21%
Grant County Alpha Transit	\$ 155,453	\$ 31,640	\$ 39,440	\$ 35,000	\$ 49,373	32%
Hubbard County Heartland Express	\$ 296,294	\$ 69,920	\$ 72,305	\$ 63,900	\$ 90,169	30%
Kandiyohi Area Transit	\$ 998,175	\$ 316,800	\$ 278,100	\$ 250,100	\$ 153,175	15%
Lincoln County Heartland Express	\$ 209,778	\$ 53,120	\$ 48,410	\$ 42,800	\$ 65,448	31%



## Greater Minnesota Transit Systems – 2009 Actual Operating Costs Cont'd

### I.d Rural Systems - Continued

	Total Costs	Federal Share (5311)	State Share	MVST	Local Share	% Local Share
Mahnomen County Heartland Express	\$ 172,097	\$ 55,760	\$ 44,130	\$ 39,000	\$ 33,207	19%
Martin County Express	\$ 475,846	\$ 140,880	\$ 136,440	\$ 125,000	\$ 73,526	15%
Meeker County Public Transit	\$ 646,095	\$ 57,240	\$ 142,860	\$ 126,300	\$ 319,695	49%
Murray County Heartland Express	\$ 107,042	\$ 27,320	\$ 24,350	\$ 21,600	\$ 33,772	32%
Paul Bunyan Transit	\$ 756,891	\$ 246,520	\$ 191,785	\$ 203,100	\$ 115,486	15%
Pine River Ride with Us Bus	\$ 74,272	\$ 26,480	\$ 18,475	\$ 16,500	\$ 12,817	17%
Pipestone County Transit	\$ 338,485	\$ 92,800	\$ 93,680	\$ 82,800	\$ 69,205	20%
Prairie Five Rides	\$ 687,080	\$ 150,440	\$ 208,270	\$ 184,100	\$ 144,270	21%
Prairieland Transit	\$ 312,927	\$ 85,040	\$ 84,395	\$ 74,600	\$ 68,892	22%
Rainbow Rider Transit	\$ 1,438,754	\$ 185,720	\$ 421,280	\$ 372,200	\$ 459,554	32%
Red Lake Transit	\$ 168,586	\$ 82,400	\$0	\$0	\$ 86,186	51%
Renville County Heartland Express	\$ 440,274	\$ 65,760	\$ 101,480	\$ 89,800	\$ 183,234	42%
RiverRider Public Transit System	\$ 839,190	\$ 290,120	\$ 188,725	\$ 233,000	\$ 127,345	15%
Rock County Heartland Express	\$ 314,052	\$ 86,200	\$ 88,095	\$ 77,900	\$ 61,857	20%
SEMCAAC Transportation	\$ 202,594	\$ 51,400	\$ 54,855	\$ 65,400	\$ 30,939	15%
Steele County Area Transit	\$ 408,898	\$ 102,760	\$ 120,005	\$ 106,100	\$ 80,033	20%
Three Rivers Hiawathaland Transit	\$ 883,458	\$ 274,840	\$ 244,120	\$ 229,000	\$ 135,498	15%
Timber Trails Public Transit	\$ 498,059	\$ 172,360	\$ 130,750	\$ 115,600	\$ 79,349	16%
Trailblazer Transit	\$ 1,460,697	\$ 292,400	\$ 321,300	\$ 283,900	\$ 563,097	39%
Transit Alternatives	\$ 767,954	\$ 229,960	\$ 205,005	\$ 181,200	\$ 151,789	20%
Tri-CAP Transit Connection	\$ 998,760	\$ 300,480	\$ 255,170	\$ 225,500	\$ 217,610	22%
Tri-Valley Heartland Express Bus	\$ 871,450	\$ 277,320	\$ 231,190	\$ 204,300	\$ 158,640	18%
Wadena County Friendly Rider Transit	\$ 341,624	\$ 123,120	\$ 80,150	\$ 85,900	\$ 52,454	15%
Watsonwan Take Me There	\$ 280,061	\$ 55,040	\$ 67,795	\$ 60,000	\$ 97,226	35%
<b>Totals</b>	<b>\$25,002,270</b>	<b>\$6,712,880</b>	<b>\$6,485,630</b>	<b>\$5,999,600</b>	<b>\$5,804,160</b>	<b>23%</b>

### I.e Other

	Total Costs	Federal Share	Operating Revenues	Private Funds	Local Share
Northstar Link Commuter Coach	\$ 34,828	--	--	--	\$ 34,828

## Greater Minnesota Transit Systems – 2010 Estimated Operating Costs

Operating costs for Greater Minnesota transit systems are categorized according to their state statutory categories - urbanized, elderly and disabled, small urban and rural systems.

### II. Greater Minnesota Transit Systems –Total

	<b>Total Costs</b>	<b>Federal Share (5307/5311)</b>	<b>State Share</b>	<b>MVST</b>	<b>Local Share</b>	<b>% Local Share</b>
Urbanized	\$22,146,526	\$ 2,864,000	\$ 6,887,280	\$ 5,866,400	\$ 6,528,846	31%
Elderly and Disabled (ADA Complementary Paratransit)	\$ 4,385,141	\$0	\$ 1,483,940	\$ 1,263,600	\$ 1,637,601	30%
Small Urban	\$ 4,349,551	\$ 1,126,058	\$ 1,142,422	\$ 971,600	\$ 1,109,471	24%
Rural	\$26,076,743	\$ 6,532,102	\$ 7,360,783	\$ 6,266,500	\$ 5,917,358	23%
<b>Total</b>	<b>\$56,957,961</b>	<b>\$10,522,160</b>	<b>\$16,874,425</b>	<b>\$14,368,100</b>	<b>\$15,193,276</b>	<b>27%</b>

### II.a Urbanized Systems

	<b>Total Costs</b>	<b>Federal Share (5307)</b>	<b>State Share</b>	<b>MVST</b>	<b>Local Share</b>	<b>% Local Share</b>
Duluth Transit Authority - RR	\$10,805,087	\$ 738,000	\$3,766,000	\$3,208,000	\$3,093,087	29%
East Grand Forks, City of – RR	\$ 226,630	\$ 60,000	\$ 58,800	\$ 50,000	\$ 57,830	26%
La Crescent Apple Express	\$ 264,603	\$ 43,000	\$ 50,700	\$ 43,100	\$ 127,803	48%
Moorhead, City of (MAT)	\$ 1,369,686	\$ 282,000	\$ 438,700	\$ 373,700	\$ 275,286	20%
Rochester Public Transit - RR	\$ 4,565,035	\$ 867,000	\$ 951,900	\$ 810,700	\$1,935,435	42%
St. Cloud Metropolitan Transit Commission RR	\$ 4,915,485	\$ 874,000	\$1,621,180	\$1,380,900	\$1,039,405	21%
<b>Total</b>	<b>\$22,146,526</b>	<b>\$2,864,000</b>	<b>\$6,887,280</b>	<b>\$5,866,400</b>	<b>\$6,528,846</b>	<b>31%</b>

### II.b Elderly and Disabled Systems (ADA Complementary Paratransit)

	<b>Total Costs</b>	<b>Federal Share</b>	<b>State Share</b>	<b>MVST</b>	<b>Local Share</b>	<b>% Local Share</b>
Duluth Transit Authority - STRIDE	\$ 637,805	\$0	\$ 247,900	\$ 211,100	\$ 178,805	28%
East Grand Forks, City of - DAR	\$ 43,330	\$0	\$ 19,835	\$ 16,800	\$ 6,695	15%
Moorhead, City of - Paratransit	\$ 357,514	\$0	\$ 95,500	\$ 81,300	\$ 180,714	51%
Rochester, City of - DAR	\$ 613,579	\$0	\$ 281,000	\$ 239,200	\$ 93,379	15%
St. Cloud Metropolitan Transit Commission - DAR	\$2,732,913	\$0	\$ 839,705	\$ 715,200	\$1,178,008	43%
<b>Total</b>	<b>\$4,385,141</b>	<b>\$0</b>	<b>\$1,483,940</b>	<b>\$1,263,600</b>	<b>\$1,637,601</b>	<b>30%</b>

## Greater Minnesota Transit Systems – 2010 Estimated Operating Costs Continued

### II.c Small Urban Systems

	<b>Total Costs</b>	<b>Federal Share (5311)</b>	<b>State Share</b>	<b>MVST</b>	<b>Local Share</b>	<b>% Local Share</b>
Albert Lea Transit	\$ 248,003	\$ 76,035	\$ 66,165	\$ 56,200	\$ 49,603	20%
Benson Heartland Express	\$ 176,828	\$ 44,363	\$ 45,557	\$ 38,800	\$ 48,108	27%
Faribault Flyer	\$ 169,140	\$ 52,688	\$ 44,412	\$ 37,700	\$ 34,340	20%
Granite Falls Heartland Express	\$ 101,676	\$ 25,826	\$ 27,014	\$ 23,000	\$ 25,836	25%
Greater Mankato Transit System	\$1,436,690	\$ 328,782	\$ 380,498	\$324,000	\$ 403,410	28%
Hibbing Area Transit	\$ 257,026	\$ 75,480	\$ 63,020	\$ 53,500	\$ 65,026	25%
Le Sueur Heartland Express	\$ 231,945	\$ 66,896	\$ 59,804	\$ 50,900	\$ 54,345	23%
Montevideo Heartland Express	\$ 144,590	\$ 28,490	\$ 37,410	\$ 31,700	\$ 46,990	32%
Morris Transit	\$ 380,081	\$ 111,925	\$ 103,235	\$ 87,800	\$ 77,121	20%
Northfield Transit	\$ 333,713	\$ 106,819	\$ 85,381	\$ 72,600	\$ 68,913	21%
St. Peter Transit	\$ 277,995	\$ 60,680	\$ 75,320	\$ 64,000	\$ 77,995	28%
Stewartville Heartland Express	\$ 68,792	\$ 18,204	\$ 19,876	\$ 16,800	\$ 13,912	20%
Winona Transit Service	\$ 523,072	\$ 129,870	\$ 134,730	\$114,600	\$ 143,872	28%
<b>Total</b>	<b>\$4,349,551</b>	<b>\$1,126,058</b>	<b>\$1,142,422</b>	<b>\$971,600</b>	<b>\$1,109,471</b>	<b>24%</b>

### II.d Rural Systems

	<b>Total Costs</b>	<b>Federal Share (5311)</b>	<b>State Share</b>	<b>MVST</b>	<b>Local Share</b>	<b>% Local Share</b>
Arrowhead Transit	\$ 4,437,737	\$1,172,900	\$1,372,500	\$1,169,100	\$ 723,237	16%
Austin-Mower County Area Transit	\$ 563,745	\$ 120,620	\$ 181,380	\$ 153,600	\$ 108,145	19%
Becker County Transit	\$ 351,967	\$ 86,210	\$ 101,740	\$ 86,600	\$ 77,417	22%
Brainerd and Crow Wing Public Transit	\$ 876,863	\$ 253,820	\$ 241,630	\$ 205,800	\$ 175,613	20%
Brown County Heartland Express	\$ 632,788	\$ 196,618	\$ 182,772	\$ 155,600	\$ 97,798	15%
Chisago-Isanti County Heartland Express	\$ 1,015,350	\$ 254,560	\$ 271,140	\$ 230,800	\$ 258,850	25%
Community Transit of Western Community Action	\$ 1,550,834	\$ 283,050	\$ 404,900	\$ 344,800	\$ 518,084	33%
Cottonwood County Transit	\$ 136,821	\$ 33,596	\$ 37,004	\$ 31,400	\$ 34,821	25%
Dawson Heartland Express	\$ 82,537	\$ 20,535	\$ 23,035	\$ 19,500	\$ 19,467	24%
FAR North Public Transit	\$ 299,943	\$ 90,687	\$ 88,348	\$ 75,200	\$ 45,708	15%
Faribault County Prairie Express	\$ 173,467	\$ 50,320	\$ 49,755	\$ 42,300	\$ 31,092	18%
Fosston Transit	\$ 80,684	\$ 23,791	\$ 23,234	\$ 19,700	\$ 13,959	17%
Grant County Alpha Transit	\$ 155,453	\$ 25,900	\$ 45,700	\$ 38,900	\$ 44,953	29%
Hubbard County Heartland Express	\$ 296,294	\$ 79,328	\$ 90,372	\$ 76,800	\$ 49,794	17%
Kandiyohi Area Transit	\$ 1,058,174	\$ 318,200	\$ 310,200	\$ 264,100	\$ 165,674	16%
Lincoln County Heartland Express	\$ 212,147	\$ 55,426	\$ 50,354	\$ 42,800	\$ 63,567	30%
Mahnomen County Heartland Express	\$ 172,096	\$ 54,353	\$ 48,747	\$ 41,400	\$ 27,596	16%

## Greater Minnesota Transit Systems – 2010 Estimated Operating Costs Continued

### II.d Rural Systems - Continued

	<b>Total Costs</b>	<b>Federal Share (5311)</b>	<b>State Share</b>	<b>MVST</b>	<b>Local Share</b>	<b>% Local Share</b>
Martin County Express	\$ 539,462	\$ 143,190	\$ 169,610	\$ 144,500	\$ 82,162	15%
Meeker County Public Transit	\$ 681,657	\$ 52,910	\$ 156,340	\$ 133,300	\$ 339,107	50%
Murray County Heartland Express	\$ 120,287	\$ 27,269	\$ 26,026	\$ 22,100	\$ 44,892	37%
Paul Bunyan Transit	\$ 828,891	\$ 228,808	\$ 256,042	\$ 218,100	\$ 125,941	15%
Pine River Ride With Us Bus	\$ 75,271	\$ 25,271	\$ 20,554	\$ 17,500	\$ 11,946	16%
Pipestone County Transit	\$ 364,917	\$ 94,905	\$ 98,620	\$ 84,000	\$ 87,392	24%
Prairie Five Rides	\$ 723,962	\$ 181,189	\$ 204,056	\$ 173,800	\$ 164,917	23%
Prairieland Transit	\$ 331,724	\$ 79,698	\$ 90,102	\$ 76,700	\$ 85,224	26%
Rainbow Rider Transit	\$ 1,485,284	\$ 215,636	\$ 434,364	\$ 370,000	\$ 465,284	31%
Red Lake Transit	\$ 168,585	\$ 83,150	\$0	\$0	\$ 85,435	51%
Renville County Heartland Express	\$ 440,274	\$ 69,005	\$ 105,770	\$ 90,000	\$ 175,499	40%
RiverRider Public Transit System	\$ 954,300	\$ 281,422	\$ 284,248	\$ 242,000	\$ 146,630	15%
Rock County Heartland Express	\$ 320,408	\$ 83,768	\$ 95,232	\$ 81,100	\$ 60,308	19%
SEMCAAC Transportation	\$ 231,896	\$ 66,859	\$ 69,991	\$ 59,500	\$ 35,546	15%
Steele County Area Transit	\$ 423,302	\$ 110,371	\$ 123,354	\$ 105,000	\$ 84,577	20%
Three Rivers Hiawathaland Transit	\$ 958,691	\$ 268,694	\$ 279,331	\$ 237,800	\$ 172,866	18%
Timber Trails Public Transit	\$ 533,341	\$ 165,649	\$ 137,196	\$ 116,800	\$ 113,696	21%
Trailblazer Transit	\$ 1,460,696	\$ 297,850	\$ 346,400	\$ 295,000	\$ 521,446	36%
Transit Alternatives	\$ 782,757	\$ 217,930	\$ 225,220	\$ 191,800	\$ 147,807	19%
Tri-CAP Transit Connection	\$ 998,760	\$ 285,566	\$ 280,344	\$ 238,700	\$ 194,150	19%
Tri-Valley Heartland Express Bus	\$ 871,450	\$ 264,328	\$ 254,322	\$ 216,600	\$ 136,200	16%
Wadena County Friendly Rider Transit	\$ 368,623	\$ 115,884	\$ 106,036	\$ 90,200	\$ 56,503	15%
Watsonwan Take Me There	\$ 315,305	\$ 52,836	\$ 74,814	\$ 63,600	\$ 124,055	39%
<b>Total</b>	<b>\$26,076,743</b>	<b>\$6,532,102</b>	<b>\$7,360,783</b>	<b>\$6,266,500</b>	<b>\$5,917,358</b>	<b>23%</b>

### II.e Other

	<b>Total Costs</b>	<b>Federal Share (5311)</b>	<b>State Share</b>	<b>MVST</b>	<b>Local Share</b>	<b>% Local Share</b>
Northstar Link Commuter Coach	\$ 255,500	--	--	--	\$ 255,500	

## Greater Minnesota Transit Systems – 2010 Estimated Capital Costs

### III. 2010 Small Urban and Rural Transit

Transit System	Item	Total Cost	Federal Share	State Share	Local Share
Austin-Mower County Area Transit	ITS	\$ 42,250	\$ 33,800	\$0	\$ 8,450
Chisago-Isanti County Heartland Express	1 Bus	\$ 64,000	\$ 51,200	\$0	\$ 12,800
Community Transit of Western Community Action	1 Bus	\$ 66,000	\$ 52,800	\$0	\$ 13,200
Community Transit of Western Community Action	ITS	\$ 157,000	\$125,600	\$0	\$ 31,400
Grant County Alpha Transit	2 Buses	\$ 128,000	\$0	\$ 102,400	\$ 25,600
Hubbard County Heartland Express	ITS	\$ 38,000	\$ 30,400	\$0	\$ 7,600
Kandiyohi Area Transit	1 Bus	\$ 66,000	\$ 52,800	\$0	\$ 13,200
Northfield Transit	1 Bus	\$ 66,000	\$ 52,800	\$0	\$ 13,200
Rainbow Rider Transit	ITS	\$ 55,000	\$ 44,000	\$0	\$ 11,000
St. Peter Transit	1 Bus	\$ 66,000	\$ 52,800	\$0	\$ 13,200
SEMCAC Transportation	1 Bus	\$ 66,000	\$ 52,800	\$0	\$ 13,200
Three Rivers Hiawathaland Transit	ITS	\$ 42,250	\$ 33,800	\$0	\$ 8,450
Transit Alternatives	1 Bus	\$ 90,000	\$0	\$ 72,000	\$ 18,000
Tri-Valley Heartland Express Bus	1 Bus	\$ 64,000	\$ 51,200	\$0	\$ 12,800
<b>Total</b>		<b>\$1,010,500</b>	<b>\$634,000</b>	<b>\$174,400</b>	<b>\$202,100</b>

## Metropolitan Area Transit Systems – 2009 Actual Operating Costs

### IV. Metro Area Transit Systems – Total

	<b>Total Costs</b>	<b>Federal Share</b>	<b>State Share</b>	<b>Local Share</b>
Metropolitan Council Transit Systems	\$312,601,227	\$9,326,428	\$170,298,298	\$132,976,501
Suburban Transit Providers	\$ 31,905,252	\$0	\$ 20,695,794	\$ 11,209,458
Other Services/Providers	\$16,353,589	\$410,531	\$6,599,493	\$9,343,565
<b>Total</b>	<b>\$360,860,068</b>	<b>\$9,736,959</b>	<b>\$197,593,585</b>	<b>\$153,529,524</b>

### IV.a Metropolitan Council Transit Systems

	<b>Total Costs</b>	<b>Federal Share</b>	<b>State Share</b>	<b>Local Share</b>
Metro Transit – Fixed Bus Routes	\$235,188,796	\$ 812,720	\$127,598,396	\$106,777,680
Metro Transit – Light Rail Transit	\$ 25,002,424	\$0	\$ 6,323,677	\$ 18,678,747
Metro Transit – Commuter Rail	\$ 4,977,709	\$0	\$ 4,219,167	\$ 758,542
Metro Mobility	\$ 31,919,637	\$ 4,345,313	\$ 22,606,432	\$ 4,967,892
Metropolitan Council Contracted Services	\$ 15,512,661	\$ 4,168,395	\$ 9,550,626	\$ 1,793,640
<b>Total</b>	<b>\$312,601,227</b>	<b>\$ 9,326,428</b>	<b>\$170,298,298</b>	<b>\$132,976,501</b>

### IV.b Suburban Transit Providers

	<b>Total Costs</b>	<b>Federal Share</b>	<b>State Share</b>	<b>Local Share</b>
City of Prior Lake	\$ 554,582	\$0	\$ 421,793	\$ 132,789
Maple Grove Transit	\$ 3,719,433	\$0	\$ 1,343,263	\$ 2,376,170
Minnesota Valley Transit Authority	\$15,129,464	\$0	\$10,144,502	\$ 4,984,962
Plymouth Metrolink	\$ 3,969,000	\$0	\$ 2,998,286	\$ 970,714
Shakopee Transit	\$ 906,198	\$0	\$ 654,562	\$ 251,636
SouthWest Transit	\$ 7,626,575	\$0	\$ 5,133,387	\$ 2,493,188
<b>Total</b>	<b>\$31,905,252</b>	<b>\$0</b>	<b>\$20,695,793</b>	<b>\$11,209,459</b>

### IV.c Other Services/Providers

	<b>Total Costs</b>	<b>Federal Share</b>	<b>State Share</b>	<b>Local Share</b>
Anoka County DAR	\$ 1,557,859	\$0	\$ 974,163	\$ 583,696
Anoka County Traveler*	--	--	--	--
DARTS	\$ 3,386,211	\$ 90,413	\$2,434,741	\$ 861,057
Hastings TRAC	\$ 427,263	\$ 41,884	\$ 240,828	\$ 144,551
Hopkins Hop-A-Ride	\$ 125,970	\$0	\$ 100,227	\$ 25,743
H.S.I. Transporter	\$ 1,320,030	\$0	\$ 788,295	\$ 531,735
Lake Area Bus	\$ 406,937	\$0	\$ 280,000	\$ 126,937
Northeast Suburban Transit	\$ 275,207	\$0	\$ 177,000	\$ 98,207
Northstar Commuter Coach**	\$ 746,747	\$0	\$0	\$ 746,747
PRISM Express	\$ 315,113	\$0	\$ 186,996	\$ 128,117
Smart Link Transit	\$ 2,767,631	\$119,832	\$1,417,243	\$1,230,556
Ramsey Star Express	\$ 362,290	\$158,402	\$0	\$ 203,888
University of Minnesota Transit	\$ 4,662,331	\$0	\$0	\$4,662,331
<b>Total</b>	<b>\$16,353,589</b>	<b>\$410,531</b>	<b>\$6,599,493</b>	<b>\$9,343,565</b>

\*Anoka County Traveler costs are included with Met Council Contracted Services.

\*\*This service was discontinued in November 2009 and replaced by Northstar Commuter Rail.

## 2009 Metropolitan Area Transit Actual Capital Costs

### V. Section 5307, 5309, STP, and CMAQ Actual Capital Costs

Transit System	Federal Item	Total	Federal Share	State Share	Local Share
Dakota County	Cedar Avenue BRT Bus Shoulder Lanes	\$ 966,616	\$0	\$ 966,616	\$0
Dakota County	Robert Street Corridor	\$ 500,000	\$0	\$ 500,000	\$0
Dakota County	Cedar Avenue BRT Apple Valley TS	\$ 8,550,813	\$0	\$ 6,392,682	\$ 5,398,131 (\$ 3,240,000)
Maple Grove	610 Zachary Acc Repairs	\$ 57,402	\$0	\$0	\$ 57,402
Maple Grove	PR Rehab	\$ 68,000	\$0	\$0	\$ 68,000
Maple Grove	Bus Shelters	\$ 77,651	\$0	\$0	\$ 77,651
Maple Grove	Transit Station Repairs	\$ 180,000	\$0	\$0	\$ 180,000
Maple Grove	Silver Lake Park and Ride	\$ 160,000	\$0	\$0	\$ 160,000
Maple Grove	Maple Grove Parkway Station	\$ 1,136,255	\$0	\$0	\$ 1,136,255
Met Council	MTS Cap Cost Bus Repl AVL Equipment	\$ 2,897,329	\$ 2,117,586	\$0	\$ 779,743
Met Council	MTS Bus Purchase	(1,450)	\$0	\$0	(\$1,450)
Met Council	Regional Midlife Overhauls	\$ 56,743	\$0	\$0	\$ 56,743
Met Council	MTS Big Bus Replacement	\$ 1,000,000	\$0	\$0	\$ 1,000,000
Met Council	RT 705 Mid-Size Bus Purchase	\$ 1,000,000	\$0	\$0	\$ 1,000,000
Met Council	Small Bus Replacement	\$ 2,054,139	\$0	\$0	\$ 2,054,139
Met Council	Big Bus Replacement	\$ 444,785	\$0	\$0	\$ 444,785
Met Council	Fleet Rehab, Repairs and Maintenance	\$ 255,227	\$0	\$0	\$ 255,227
Metro Mobility	Dispatching System	\$ 318	\$0	\$0	\$ 318
Metro Mobility	Computer Upgrade	\$ 37,457	\$0	\$0	\$ 37,457
Metro Mobility	Software Project	\$ 119,141			
Metro Mobility	Metro Mobility Replacement	\$ 683	\$0	\$0	\$ 683
Metro Mobility	ARRA Vehicle Purchase	\$ 1,747,459	\$ 1,747,459	\$0	\$0
MVTA	Bus Technology	\$ 60,572	\$0	\$0	\$ 60,572
MVTA	Garage Debt 2009 COP	\$ 400,000	\$0	\$0	\$ 400,000
MVTA	Large Bus Replacement	\$ 59,307	\$0	\$0	\$ 59,307
MVTA	Bluebird Replacement	\$ 2,059,365	\$0	\$0	\$ 2,059,365
MVTA	Big Bus Replacement	\$ 1,789,440	\$0	\$0	\$ 1,789,440
NCDA	Northstar Commuter Coach	\$ 111,518	\$0	\$0	\$ 111,518
Plymouth	Park and Ride Repairs	\$ 72,707	\$0	\$0	\$ 72,707
Plymouth	Big Buses	\$ 5,324,130	\$ 3,340,000	\$0	\$ 1,984,130
Plymouth	Small Buses	\$ 199,578	\$0	\$0	\$ 199,578
Ramsey County	Union Depot Renovation	\$ 283,500	\$ 283,500	\$0	\$0
SouthWest Transit	SMTC Garage Generator	\$ 294,082	\$0	\$0	\$ 294,082
SouthWest Transit	SMTC Garage Improvements	\$ 44,915	\$0	\$0	\$ 44,915
Southwest Transit	SMTC Station DS	\$ 157,220	\$ 157,220	\$0	\$0
SouthWest Transit	SMTC SW Station Generator	\$ 147,966	\$0	\$0	\$ 147,966
SouthWest Transit	SWT Station Debt	\$ 170,758	\$ 136,606	\$0	\$ 34,152
SouthWest Transit	SWT Station Debt Pr Only	\$ 400,000	\$0	\$0	\$ 400,000
SouthWest Transit	Small Buses	\$ 489,631	\$0	\$0	\$ 489,631

## 2009 Metropolitan Area Transit Actual Capital Costs

### V. Section 5307, 5309, STP, and CMAQ Actual Capital Costs – Continued

Transit System	Federal Item	Total	Federal Share	State Share	Local
Metro Transit	2003 Fleet Replacement 25 Articulated Buses	\$ (15,560)	\$ (12,452)	\$0	\$ (3,108)
Metro Transit	2003 Tire Lease	\$ 1,298,322	\$ 1,121,114	\$0	\$ 177,208
Metro Transit	Bus Replacement-Articulated	\$ (8,046)	\$ (8,046)	\$0	\$0
Metro Transit	Engine Purchase & Rebuild	\$ (247,048)	(\$197,642))	\$0	\$ (49,406)
Metro Transit	Bus Procurement	\$ 6,646,518	\$ 5,976,083	\$0	\$ 670,435
Metro Transit	Buses-Bottineau Boulevard	\$ 2,984,300	\$ 2,387,439	\$0	\$ 596,861
Metro Transit	Buses – East I-94	\$ 3,493,359	\$ 2,794,686	\$0	\$ 698,673
Metro Transit	Bus Repair Assoc Cap Maint	\$ 1,011,698	\$ 809,353	\$0	\$ 202,345
Metro Transit	Purch 98 40-ft. Gillig Buses	\$ 235,665	\$0	\$0	\$ 235,665
Metro Transit	LRT Modular Overhaul of Components (LRB Major Ov)	\$ 3,081,521	\$ 2,465,221	\$0	\$ 616,300
Metro Transit	FTH Building & Energy Enhancement	\$ 817,100	\$ 653,718	\$0	\$ 163,382
Metro Transit	South Garage Addition	\$ 14,500	\$0	\$0	\$ 14,500
Metro Transit	Fire Alarms	\$ 4,053	\$ 3,247	\$0	\$ 806
Metro Transit	Heywood Expansion-Land Acquisition	\$ 306,278	\$0	\$0	\$ 306,278
Metro Transit	Support Facility Security	\$ 142,607	\$ 114,090	\$0	\$ 28,517
Metro Transit	Hiawatha LRT: Rail System Facility Building	\$ 184,026	\$ 147,225	\$0	\$ 36,801
Metro Transit	Emergency Generator Capacity	\$ 48,109	\$ 38,489	\$0	\$ 9,620
Metro Transit	1% Safety & Security at Support Facilities	\$ 26,740	\$ 13,394	\$0	\$ 13,346
Metro Transit	East Metro Transit Facility	\$ 160	\$ 584	\$0	\$ (424)
Metro Transit	OHB Hoist Space	\$ 210,034	\$0	\$0	\$ 210,034
Metro Transit	Rail Paint Booth Upgrade	\$ 35,577	\$ 28,465	\$0	\$ 7,112
Metro Transit	Underground Storage Tanks Replacement	\$ 968,970	\$ 775,194	\$0	\$ 193,776
Metro Transit	Major Improvements to Support Facilities	\$ 1,314,822	\$0	\$0	\$ 1,314,822
Metro Transit	Maplewood Mall Transit Center Parking Ramp	\$ 5,427	\$ 5,427	\$0	\$0
Metro Transit	Rosedale Mall Transit Center Park & Ride	\$ 2,182	\$0	\$0	\$ 2,182
Metro Transit	Snelling Site Dev Phase 1	\$ 364	\$0	\$0	\$ 364
Metro Transit	I-35W Transit Station at 46 <sup>th</sup>	\$ 761,157	\$ 518,270	\$ 106,212	\$ 136,674
Metro Transit	Bottineau Blvd (N'west Corr)	\$ 722,387	\$ 631,364	\$ 145,493	\$ (54,469)
Metro Transit	Gateway/Smith Avenue West End Layover	\$ 702	\$0	\$0	\$ 702
Metro Transit	Public Facilities Initiatives	\$ 407,052	\$0	\$0	\$ 407,052
Metro Transit	Bus Stop Signs	\$ 4,244	\$ 3,287	\$0	\$ 957
Metro Transit	ADA Bus Stops	\$ 19,199	\$ 15,359	\$0	\$ 3,840
Metro Transit	North Terminal	\$ (18)	\$ (14)	\$0	\$ (4)
Metro Transit	Hiawatha-31 <sup>st</sup> Street Park & Ride	\$ (44)	\$33	\$0	\$ (11)
Metro Transit	Public Facilities Refurbishment	\$ 398,149	\$0	\$0	\$ 398,149
Metro Transit	Transit Center/Park-Ride Sign Upgrades	\$ 96,089	\$ 17,873		\$ 19,216
Metro Transit	1% Safety & Security at Public Facilities	\$ 145,117	\$0	\$0	\$ 29,024



## 2009 Metropolitan Area Transit Actual Capital Costs

### V. Section 5307, 5309, STP, and CMAQ Actual Capital Costs-Continued

Transit System	Federal Item	Total	Federal Share	State Share	Local
Metro Transit	LRT Stations Panel Guard	\$ 124	\$0	\$0	\$ 124
Metro Transit	Downtown Minneapolis Transit Advantages	\$ 52,696	\$0	\$0	\$ 52,696
Metro Transit	28 <sup>th</sup> Avenue Park & Ride (construction pass through funds)	\$ 599,648	\$0	\$0	\$ 599,648
Metro Transit	28 <sup>th</sup> Avenue Park & Ride Lease Payments	\$ 5,749,829	\$ 4,642,244	\$0	\$ 1,107,585
Metro Transit	Hiawatha LRT: American Boulevard Station	\$ 2,574,605	\$ 1,775,000	\$0	\$ 799,605
Metro Transit	Hiawatha LRT: Readerboard Enhancement	\$ 17,400	\$ 13,920	\$0	\$ 3,480
Metro Transit	HLRT Crossing Signals	\$ 14,128	\$ 11,302	\$0	\$ 2,826
Metro Transit	I-94 East Park & Ride – Guardian Angels	\$ 440,429	\$ 130,985	\$0	\$ 309,444
Metro Transit	Acquire Signs 2007 1% TE Requirement	\$ 25,456	\$ 20,368	\$0	\$ 5,088
Metro Transit	Park & Ride Security Enhancement	\$ 27,562	\$ 22,050	\$0	\$ 5,512
Metro Transit	Como Shuttle Pass Through to St. Paul	\$ 497,123	\$ 497,122	\$0	\$ 1
Metro Transit	3 Car Train Program-Station Extensions	\$ 10,470,665	\$ 8,376,537	\$0	\$ 2,094,128
Metro Transit	UPA Park & Ride Projects	\$ 78,433,693	\$ 63,162,788	\$ 12,820,964	\$ 2,449,941
Metro Transit	I-35W Corridor Transit Improvement	\$ 42,232	\$0	\$0	\$ 42,232
Metro Transit	Midtown Exchange Transit Station	\$ 12,637	\$ 10,116	\$0	\$ 2,521
Metro Transit	Twin Lakes Park & Ride	\$ 1,308,092	\$ 1,046,480	\$0	\$ 261,612
Metro Transit	ADA Improvements	\$ 6,386	\$0	\$0	\$ 6,386
Metro Transit	Shelter New & Replacement Project	\$ 132,995	\$ 990	\$0	\$ 132,005
Metro Transit	Hennepin Co. Washington Avenue Ped Bridge Column Retrofit Analysis	\$ 12,784	\$0	\$0	\$ 12,784
Metro Transit	West St. Paul Transit Hub	(\$ 8,052)	(\$ 6,442)	\$0	(\$ 1,610)
Metro Transit	Hopkins Transit Hub	\$ 50	\$0	\$0	\$ 50
Metro Transit	CR 73/I-394 Park & Ride Exp	\$ 344,633	\$0	\$0	\$ 344,633
Metro Transit	HRIS Upgrade	(\$ 8,757)	(\$ 7,006)	\$0	(\$ 1,751)
Metro Transit	Network Infrastructure Support	\$ 43	\$ 34	\$0	\$ 9
Metro Transit	Advanced Schedule Planning (SOAR) Software & Hardware	\$ 224,308	\$ 179,446	\$0	\$ 44,862
Metro Transit	Corporate Technology Upgrades & Enhancements	\$ 43,683	\$ 34,947	\$0	\$ 8,736
Metro Transit	Transit Control Center Equipment Upgrades & Repl	\$ 102,317	\$ 81,853	\$0	\$ 20,464
Metro Transit	MT Technology Upgrades & Enhancements	\$ 463,761	\$ 371,013	\$0	\$ 92,748
Metro Transit	TransitLine Go-To-Card Application	\$ 81,375	\$ 65,100	\$0	\$ 16,275
Metro Transit	Card Access System	\$ 22,680	\$ 18,145	\$0	\$ 4,535

## 2009 Metropolitan Area Transit Actual Capital Costs

### V. Section 5307, 5309, STP, and CMAQ Actual Capital Costs-Continued

Transit System	Federal Item	Total	Federal Share	State Share	Local Share
Metro Transit	Networking Security Systems	\$ 98,860	\$ 79,089	\$0	\$ 19,771
Metro Transit	The New '3 Car Train Program-O&M Bldg. Improve.	\$ 7,613	\$ 6,095	\$0	\$ 1,518
Metro Transit	Bus Hoists	\$ 108,885	\$ 87,108	\$0	\$ 21,777
Metro Transit	Transit Safety & Security	(\$ 2,606)	\$ 75	\$0	(\$ 2,681)
Metro Transit	Digital Security Recording Units	\$ 854,502	\$0	\$0	\$ 854,502
Metro Transit	Automated Passenger Counters for LR Vehicles	\$ 16,947	\$ 13,562	\$0	\$ 3,385
Metro Transit	Public Safety Outreach	\$ 43,052	\$ 34,441	\$0	\$ 8,611
Metro Transit	Safety & Security Upgrade	\$ 21,556	\$ 17,248	\$0	\$ 4,308
Metro Transit	Internal Garage Bus Locator System	\$ 701,871	\$ 561,499	\$0	\$ 140,372
Metro Transit	Passenger Information/TCIP Standards	\$ 32,632	\$ 32,632	\$0	\$0
Metro Transit	Northstar Commuter Rail	\$ 27,479,025	\$ 2,342,509	\$ 17,772,778	\$ 7,363,738
Metro Transit	Regional Transit Security Grant	\$ 349,603	\$ 349,603	\$0	\$0
Metro Transit	Safety & Security Projects	\$ 18,872	\$ 15,093	\$0	\$ 3,779
Metro Transit	Transit Enhancement Projects	\$ 97,111	\$ 77,698	\$0	\$ 19,413
Metro Transit	LRT Signals for Single Track Reverse Direction	\$ 1,906,028	\$ 1,524,820	\$0	\$ 381,208
Metro Transit	Rail Associated Capital Maintenance	\$ 457,308	\$ 365,846	\$0	\$ 91,462
Metro Transit	Central Corridor LRT	\$ 33,727,474	\$ 2,318,739	\$ 21,557,948	\$ 9,850,787
Metro Transit	Bus Fare Collection Upgrade	\$ 742,803	\$ 594,242	\$0	\$ 148,561
Metro Transit	Incident Management Vehicle	\$ 25,646	\$ 20,515	\$0	\$ 5,131
Metro Transit	Safety Marking	\$ 34,958	\$ 27,964	\$0	\$ 6,994
Metro Transit	Support Equipment & Non-Revenue Vehicles	\$ 535,288	\$0	\$0	\$ 535,288
Metro Transit	Support Equipment: HLRT Non-Revenue Vehicles	\$ 101,375	\$0	\$0	\$ 101,375
Metro Transit	Re-Key Lock System	\$ 3,126	\$ 2,501	\$0	\$ 625
Metro Transit	Digital Recorder Replacement at Garages & Transit Centers	\$ 61,820	\$ 49,456	\$0	\$ 12,364
Metro Transit	Electronic Signage for Time Displays on Freeways	\$ 600,700	\$ 480,560	\$0	\$ 120,140
Metro Transit	Fare Collection System Upgrades	\$ 1,043,485	\$0	\$0	\$ 1,043,485
Metro Transit	Hiawatha Corridor LRT	(\$ 764,012)	(\$ 302,443)	\$0	(\$ 461,569)
Metro Transit	Police Information Management System	\$ 17,056	\$ 17,056	\$0	\$0
Metro Transit	Scheduling & Operations Applications Replacement	\$ 286	(\$ 1,142)	\$0	\$ 1,428
Metro Transit	800 MHz-CAD/AVL Future Improvements	\$ 100,565	\$ 80,452	\$0	\$ 20,113
Metro Transit	Telework Grant from Mn/DOT	\$ 102,580	\$0	\$0	\$ 102,580
Metro Transit	CCLRT Assoc Project	\$ 80,691	\$0	\$0	\$ 80,691

## Metropolitan Area Transit Systems – 2010 Estimated Operating Costs

### VI. Metro Area Transit Systems –Total

	Total Costs	Federal Share	State Share	Local Share
Metropolitan Council Transit Systems	\$ 361,998,515	\$ 30,925,050	\$ 189,988,113	\$ 141,085,352
Suburban Transit Providers	\$ 35,632,678	\$0	\$ 17,277,901	\$ 15,685,495
Other Services/Providers	\$ 6,957,737	\$ 470,191	\$ 740,337	\$ 5,785,309
<b>Total</b>	<b>\$ 404,588,930</b>	<b>\$ 31,395,241</b>	<b>\$ 208,006,351</b>	<b>\$ 162,556,156</b>

### VI.a Metropolitan Council Transit Systems\*

	Total Costs	Federal Share	State Share	Local Share
Metro Transit – Fixed Bus Routes	\$259,067,352	\$22,323,345	\$130,697,604	\$106,046,404
Metro Transit – Light Rail Transit	\$ 25,713,157	\$0	\$ 7,295,351	\$ 18,417,806
Metro Transit – Commuter Rail	\$ 16,473,150	\$0	\$ 9,647,699	\$ 6,825,451
Metro Mobility	\$ 39,712,651	\$ 4,250,000	\$ 28,384,562	\$ 7,078,089
Metropolitan Council Contracted Services	\$ 21,772,541	\$ 4,351,705	\$ 13,962,897	\$ 2,717,602
<b>Total</b>	<b>\$361,998,515</b>	<b>\$30,925,050</b>	<b>\$189,988,113</b>	<b>\$141,085,352</b>

### VI.b Suburban Transit Providers\*

	Total Costs	Federal Share	State Share	Local Share
City of Prior Lake	\$ 593,148	\$0	\$ 498,610	\$ 94,538
Maple Grove Transit	\$ 4,117,286	\$0	\$ 1,801,386	\$ 2,315,900
Minnesota Valley Transit Authority	\$16,721,406	\$0	\$ 7,478,753	\$ 9,242,653
Plymouth Metrolink	\$ 5,217,825	\$0	\$ 2,669,282	\$ 2,548,543
Shakopee Transit	\$ 1,184,700	\$0	\$ 697,964	\$ 486,736
SouthWest Transit	\$ 7,798,313	\$0	\$ 4,252,645	\$ 3,545,668
<b>Total</b>	<b>\$35,632,678</b>	<b>\$0</b>	<b>\$17,277,901</b>	<b>\$15,685,495</b>

### VI.c Other Services/Providers\*

	Total Costs	Federal Share	State Share	Local Share
Anoka County DAR	-	-	-	-
Anoka County Traveler	-	-	-	-
DARTS	\$ 332,598	\$ 9,712	\$282,069	\$ 40,818
Hastings TRAC	\$ 174,289	\$0	\$ 83,612	\$ 90,677
Hopkins Hop-A-Ride	\$ 36,252	\$0	\$ 33,840	\$ 2,412
H.S.I. Transporter	\$ 160,067	\$0	\$121,127	\$ 38,940
Lake Area Bus	\$ 132,072	\$0	\$ 93,333	\$ 38,739
Northeast Suburban Transit	\$ 94,974	\$0	\$ 59,000	\$ 35,974
PRISM Express	\$ 154,203	\$0	\$ 62,332	\$ 91,871
Scott County/Carver County Transit	\$ 12,637	\$0	\$ 5,024	\$ 7,613
Ramsey Star Express	\$ 618,990	\$ 30,479	\$0	\$ 626,610
University of Minnesota Transit	\$5,241,655	\$430,000	\$0	\$4,811,655
<b>Total</b>	<b>\$6,957,737</b>	<b>\$470,191</b>	<b>\$740,337</b>	<b>\$5,785,309</b>

\*In 2010, the Metropolitan Council restructured service delivery for dial-a-ride services. During the first half of the year, the Council discontinued subsidies to community-based dial-a-ride programs and consolidated these services under a new region-wide contracted service called Transit Link. At the time of this publication, most community-based programs were no longer in operation, though some operated for a few months in 2010. Thus, 2010 estimated operating costs depict a few programs with small funding amounts and a few programs with no funding, while the total budget for Metropolitan Council Contracted Services increased. In addition, portions of the service provided by the entities in Table VII.c were performed under contract to Metro Mobility in 2009. Estimated costs for these services are now reported as Metro Mobility costs in 2010.

## Intercity Bus – 2009 Actual Costs\*

### VII. Jefferson Bus Lines

	Total Costs	Federal Share	Private Funds
Marketing	\$ 166,226	\$132,981	\$ 33,245
Capital	\$ 191,119	\$153,169	\$ 37,950
Operating	\$2,098,569	\$503,260	\$1,595,309**
<b>Total</b>	<b>\$2,455,914</b>	<b>\$789,410</b>	<b>\$1,666,504</b>

\*Unaudited \*\*Includes farebox revenue and Jefferson funds

## Intercity Bus – 2010 Estimated Costs\*

### VIII. Jefferson Bus Lines

	Total Costs	Federal Share	Private Funds
Marketing	\$ 176,118	\$ 140,894	\$ 35,224
Capital	\$ 708,700	\$ 566,960	\$ 141,740
Operating	\$2,744,826	\$ 480,491	\$2,264,335**
<b>Total</b>	<b>\$3,629,644</b>	<b>\$1,188,345</b>	<b>\$2,441,299</b>

\*Unaudited \*\*Includes farebox revenue and Jefferson funds

## 2009 Recipients: Job Access Reverse Commute and New Freedom Programs

### IX. Job Access Reverse Commute Recipients

Metro Area	System and Project	Total Federal Award*	Contact
	Rise, Inc.: "Rides for Work"	\$96,153	Lynn Noren, (763) 786-8334 <a href="mailto:lnoren@rise.org">lnoren@rise.org</a>
	Prior Lake: BlueXpress Reverse Commute and Bus	\$436,000	Jane Kansier, (952) 447-9812 <a href="mailto:jkansier@CityofPRIORLAKE.com">jkansier@CityofPRIORLAKE.com</a>
	Emerge Inc.: Transportation Services	\$611,781	Dawn Williams, (612) 529-9267 <a href="mailto:williamsd@emerge-mn.org">williamsd@emerge-mn.org</a>
	Metropolitan Council: Route 721	\$63,871	John Harper, (651) 602-1744 <a href="mailto:john.harper@metc.state.mn.us">john.harper@metc.state.mn.us</a>
	Metropolitan Council: Route 219	\$402,338	John Harper, (651) 602-1744 <a href="mailto:john.harper@metc.state.mn.us">john.harper@metc.state.mn.us</a>
	Metro Transit: Route 14	\$386,563	Cyndi Harper, (612) 349-7723 <a href="mailto:cyndi.harper@metc.state.mn.us">cyndi.harper@metc.state.mn.us</a>
<b>Greater Minnesota</b>			
	Arrowhead Transit: Rural Rides	\$241,838	Jack Larson, (218) 741-0724 <a href="mailto:jlarson@aeoa.org">jlarson@aeoa.org</a>
	Tri-Valley Bus: Rural Bus Routes	\$154,188	Cindy Pic, (218) 281-0700 <a href="mailto:cpic@tvoc.org">cpic@tvoc.org</a>
	Duluth Transit Authority: Air Park Route	\$187,973	Dennis E. Jensen, (218) 722-4426 <a href="mailto:djensen@duluthtransit.com">djensen@duluthtransit.com</a>
	St. Cloud Metro Bus: Sunday Service and Route 75	\$230,135	Dave Tripp, (320) 529-4482 <a href="mailto:dtripp@stcloudmtc.com">dtripp@stcloudmtc.com</a>
	City of Moorhead: Summer Service Expansion	\$24,022	Lori Van Beek, (701) 476-6686 <a href="mailto:lvaneek@matbus.com">lvaneek@matbus.com</a>
	Kandiyohi Area Transit: Willmar Industrial Park Bus Route	\$20,190	Tiffany Collins, (320) 214-7433 <a href="mailto:tcollins@katbus.org">tcollins@katbus.org</a>
	Trailblazer Transit: Rural Work Routes	\$38,200	Gary Ludwig, (507) 237-3500 <a href="mailto:gludwig@trailblazertransit.com">gludwig@trailblazertransit.com</a>
	Clay County: Heartland Work Routes	\$74,112	Vijay Sethi 218.299.5002 <a href="mailto:vijay.sethi@co.clay.mn.us">vijay.sethi@co.clay.mn.us</a>
	Vine Faith in Action: People to Jobs	\$61,048	Pam Determan, (507) 387-1666 <a href="mailto:pamdeterman@vinevolunteers.com">pamdeterman@vinevolunteers.com</a>

	Met Council: VanGo for Out State Counties	\$124,488	Randy Rosvold, (651) 602-1710 <a href="mailto:randy.rosvold@metc.state.mn.us">randy.rosvold@metc.state.mn.us</a>
	PossAbilities of Southern MN: Travel Training	\$81,400	John Flanders (507) 281-6116 <a href="mailto:posm@possabilities.org">posm@possabilities.org</a>

\*Award may be spent over multiple federal fiscal years.

## X. New Freedom Recipients

Metro Area	System and Project	Total Federal Award	Contact
	City of St. Paul: Accessible Pedestrian Signals	\$160,000	Brian Vitek, (651) 266-6256 <a href="mailto:brian.vitek@ci.stpaul.mn.us">brian.vitek@ci.stpaul.mn.us</a>
	City of Minneapolis: Accessible Pedestrian Signals	\$150,000	Nick VanGunst, (612) 673-2411 <a href="mailto:nickolas.vanGunst@ci.minneapolis.mn.us">nickolas.vanGunst@ci.minneapolis.mn.us</a>
	Human Services Inc.: HSI Transporter Expansion	\$31,767	Steven Hunt, <a href="mailto:shunt@hsicare.org">shunt@hsicare.org</a>
	Scott and Carver Counties: Scott and Carver County Merger	\$240,500	Troy Beam, (952) 496-8277 <a href="mailto:tbeam@co.scott.mn.us">tbeam@co.scott.mn.us</a>
<b>Greater Minnesota</b>			
	Tri-Valley Bus: Travel Training	\$94,492	Cindy Pic, (218) 281-0700 <a href="mailto:cpic@tvoc.org">cpic@tvoc.org</a>
	Vine Faith in Action: Mobility Management/Ride Coordination	\$80,000	Pam Determan, (507) 387-1666 <a href="mailto:pamdeterman@vinevolunteers.com">pamdeterman@vinevolunteers.com</a>
	St. Cloud Metro Bus: Travel Training	\$153,267	Dave Tripp, (320) 529-4482 <a href="mailto:dtripp@stcloudmtc.com">dtripp@stcloudmtc.com</a>
	City of Moorhead: Mobility Management Project	\$25,334	Lori Van Beek, (701) 476-6686 <a href="mailto:lvambeek@matbus.com">lvambeek@matbus.com</a>
	Tri-CAP Transit Connection: Mobility Management/Ride Coordination	\$151,050	Linda Elfstrand, (320) 257-4445 <a href="mailto:linda.elfstrand@tricap.org">linda.elfstrand@tricap.org</a>

\*Award may be spent over multiple federal fiscal years.

## Minnesota Public Transit Systems – 2009 Ridership Summary

### Minnesota Public Transit Systems –2009 Ridership and Hours

	Total Riders	Total Service Hours
<b>Greater Minnesota</b>	<b>11,059,297</b>	<b>1,025,964</b>
Urbanized	7,201,296	299,785
Elderly and Disabled	221,301	85,554
Small Urban	985,528	97,995
Rural	2,648,708	542,092
Northstar Link Commuter Coach	2,464	539
<b>Twin Cities Metropolitan Area</b>	<b>88,923,928</b>	<b>3,962,965</b>
Metro Transit - Fixed Bus Routes	65,688,954	2,193,613
Metro Transit - Light Rail Transit	9,863,042	140,902
Metro Transit Commuter Rail	78,782	423
Metro Mobility	1,237,570	711,640
Metropolitan Council Contracted Services	2,678,152	286,139
Suburban Transit Providers	4,772,910	361,188
Other Services/Providers	4,604,518	269,060

## Greater Minnesota Transit Ridership

	Ridership 2008	Ridership 2009	% Change	2009 % of GM Ridership
<b>Elderly and Disabled (ADA Complementary Paratransit)</b>				
Duluth Transit Authority STRIDE	24,519	25,198	3%	0.2%
East Grand Forks Transit Dial-A-Ride	4,548	4,518	-1%	0.0%
Moorhead Metropolitan Area Transit Paratransit	19,206	18,506	-4%	0.2%
Rochester Dial-A-Ride	39,905	39,868	0%	0.4%
St. Cloud Metro Bus Dial-A-Ride	134,652	133,211	-1%	1.2%
<b>Total - Elderly and Disabled</b>	<b>222,830</b>	<b>221,301</b>	<b>-1%</b>	<b>2.0%</b>
<b>Rural</b>				
Arrowhead Transit	450,622	536,876	19%	4.9%
Austin-Mower County Area Transit	71,049	70,226	-1%	0.6%
Becker County Transit	45,235	41,043	-9%	0.4%
Brainerd & Crow Wing Public Transit	90,233	82,214	-9%	0.7%
Brown County Heartland Express	59,611	64,320	8%	0.6%
Chisago-Isanti County Heartland Express	61,204	64,684	6%	0.6%
Clay County Transit	38,570	12,226	-68%	0.1%
Community Transit of Western Community Action	125,520	131,996	5%	1.2%
Cottonwood County Transit	21,142	18,883	-11%	0.2%
Dawson Heartland Express	19,122	21,090	10%	0.2%
FAR North Public Transit	29,993	26,813	-11%	0.2%
Faribault County Prairie Express	12,471	10,984	-12%	0.1%
Fosston Transit	17,246	14,834	-14%	0.1%
Grant County Alpha Transit	13,916	14,779	6%	0.1%
Hubbard County Heartland Express	28,239	26,232	-7%	0.2%
Kandiyohi Area Transit	126,318	117,784	-7%	1.1%
Lincoln County Heartland Express	14,450	12,162	-16%	0.1%
Mahnomen County Heartland Express	14,002	11,322	-19%	0.1%
Martin County Express	77,411	66,578	-14%	0.6%
Meeker County Public Transit	71,630	62,936	-12%	0.6%
Murray County Heartland Express	10,033	8,917	-11%	0.1%
Paul Bunyan Transit	107,289	99,547	-7%	0.9%
Pine River Ride With Us Bus	6,603	6,685	1%	0.1%
Pipestone County Transit	42,240	39,620	-6%	0.4%
Prairie Five Rides	83,405	80,207	-4%	0.7%
Prairieland Transit	47,059	39,347	-16%	0.4%
Rainbow Rider Transit	142,444	137,260	-4%	1.2%
Red Lake Transit	7,737	9,614	24%	0.1%
Renville County Heartland Express	35,845	38,062	6%	0.3%
RiverRider Public Transit System	72,483	73,055	1%	0.7%
Rock County Heartland Express	29,492	28,506	-3%	0.3%
SEMCAC Transportation	38,377	38,961	2%	0.4%
Steele County Area Transit	53,903	48,583	-10%	0.4%
Three Rivers Hiawathaland Transit	132,762	109,484	-18%	1.0%
Timber Trails Public Transit (previously Mille Lacs)	19,870	23,305	17%	0.2%
Trailblazer Transit	112,309	131,611	17%	1.2%
Transit Alternatives	107,936	123,316	14%	1.1%
Tri-CAP Transit Connection	76,416	78,781	3%	0.7%
Tri-Valley Heartland Express Bus	67,591	68,754	2%	0.6%

## Greater Minnesota Transit Ridership Continued

	Ridership 2008	Ridership 2009	% Change	2009 % of GM Ridership
Wadena County Friendly Rider Transit	39,608	38,396	-3%	0.3%
Watonwan Take Me There	19,725	18,715	-5%	0.2%
<b>Total - Rural</b>	<b>2,641,111</b>	<b>2,648,708</b>	<b>0%</b>	<b>24.0%</b>
<b>Small Urban</b>				
Albert Lea Transit	39,856	43,180	8%	0.4%
Benson Heartland Express	49,694	48,207	-3%	0.4%
Faribault Flyer	19,374	18,482	-5%	0.2%
Granite Falls Heartland Express	20,893	21,800	4%	0.2%
Hibbing Area Transit	38,164	49,266	29%	0.4%
Le Sueur Heartland Express	26,808	25,836	-4%	0.2%
Mankato – Greater Mankato Transit System	328,223	367,282	12%	3.3%
Montevideo Heartland Express	14,260	23,548	65%	0.2%
Morris Transit	63,725	59,197	-7%	0.5%
Northfield Transit	41,286	35,849	-13%	0.3%
St. Peter Transit	52,138	64,158	23%	0.6%
Stewartville Heartland Express	11,250	11,090	-1%	0.1%
Virginia Transit	38,863	--	--	--
Winona Transit Service	189,612	217,633	15%	2.0%
<b>Total - Small Urban</b>	<b>934,146</b>	<b>985,528</b>	<b>6%</b>	<b>8.9%</b>
<b>Urbanized</b>				
Duluth Transit Authority - Regular Route	3,137,537	3,062,925	-2%	27.7%
East Grand Forks Transit - Regular Route	20,780	23,603	14%	0.2%
La Crescent Apple Express	18,527	18,940	2%	0.2%
Moorhead Metropolitan Area Transit – Fixed Route	384,632	378,463	-2%	3.4%
Rochester Public Transit – Regular Route	1,727,629	1,584,502	-8%	14.3%
St. Cloud Metro Bus Fixed Route	2,180,414	2,132,863	-2%	19.3%
<b>Total - Urbanized</b>	<b>7,469,519</b>	<b>7,201,296</b>	<b>-4%</b>	<b>65.1%</b>
<b>Other</b>				
Northstar Link Commuter Coach	--	2,464		0.0%
<b>Total All Groups</b>	<b>11,267,606</b>	<b>11,059,297</b>	<b>-2%</b>	<b>100.0%</b>



## Greater Minnesota Transit Hours

	Hours 2008	Hours 2009	% Change	2009 % of GM Hours
<b>Elderly and Disabled (ADA Complementary Paratransit)</b>				
Duluth Transit Authority STRIDE	17,001	17,114	1%	1.7%
East Grand Forks Transit Dial-A-Ride	4,604	4,764	3%	0.5%
Moorhead Metropolitan Area Transit Paratransit	7,102	7,635	8%	0.7%
Rochester Dial-A-Ride	12,448	12,393	0%	1.2%
St. Cloud Metro Bus Dial-A-Ride	41,499	43,648	5%	4.3%
<b>Total - Elderly and Disabled</b>	<b>82,654</b>	<b>85,554</b>	<b>4%</b>	<b>8.3%</b>
<b>Rural</b>				
Arrowhead Transit	67,227	76,746	14%	7.5%
Austin-Mower County Area Transit	15,532	15,677	1%	1.5%
Becker County Transit	6,720	5,616	-16%	0.5%
Brainerd & Crow Wing Public Transit	17,463	16,908	-3%	1.6%
Brown County Heartland Express	11,185	11,090	-1%	1.1%
Chisago-Isanti County Heartland Express	20,497	32,318	58%	3.2%
Clay County Transit	5,079	3,638	-28%	0.4%
Community Transit of Western Community Action	24,524	26,023	6%	2.5%
Cottonwood County Transit	3,568	3,205	-10%	0.3%
Dawson Heartland Express	2,163	2,153	0%	0.2%
FAR North Public Transit	7,269	7,187	-1%	0.7%
Faribault County Prairie Express	4,473	4,310	-4%	0.4%
Fosston Transit	2,582	2,449	-5%	0.2%
Grant County Alpha Transit	2,806	1,381	-51%	0.1%
Hubbard County Heartland Express	4,496	4,742	5%	0.5%
Kandiyohi Area Transit	20,464	19,610	-4%	1.9%
Lincoln County Heartland Express	3,917	3,711	-5%	0.4%
Mahnomen County Heartland Express	3,829	3,834	0%	0.4%
Martin County Express	15,875	15,763	-1%	1.5%
Meeker County Public Transit	13,929	12,606	-9%	1.2%
Murray County Heartland Express	2,021	1,901	-6%	0.2%
Paul Bunyan Transit	18,668	18,102	-3%	1.8%
Pine River Ride With Us Bus	1,876	1,880	0%	0.2%
Pipestone County Transit	7,524	10,682	42%	1.0%
Prairie Five Rides	13,381	14,587	9%	1.4%
Prairieland Transit	10,998	10,772	-2%	1.0%
Rainbow Rider Transit	42,217	44,387	5%	4.3%
Red Lake Transit	2,544	2,934	15%	0.3%
Renville County Heartland Express	7,399	8,209	11%	0.8%
RiverRider Public Transit System	17,016	17,862	5%	1.7%
Rock County Heartland Express	5,991	6,039	1%	0.6%
SEMCAAC Transportation	9,261	9,867	7%	1.0%
Steele County Area Transit	9,135	9,179	0%	0.9%
Three Rivers Hiawathaland Transit	21,508	20,221	-6%	2.0%
Timber Trails Public Transit (previously Mille Lacs)	5,824	11,019	89%	1.1%
Trailblazer Transit	20,792	20,616	-1%	2.0%
Transit Alternatives	19,566	14,333	-27%	1.4%
Tri-CAP Transit Connection	20,249	19,181	-5%	1.9%
Tri-Valley Heartland Express Bus	16,347	14,992	-8%	1.5%

## Greater Minnesota Transit Hours Continued

	Hours 2008	Hours 2009	% Change	2009 % of GM Hours
Wadena County Friendly Rider Transit	8,959	8,591	-4%	0.8%
Watonwan Take Me There	8,943	7,776	-13%	0.8%
<b>Total - Rural</b>	<b>518,738</b>	<b>542,092</b>	<b>5%</b>	<b>52.8%</b>
<b>Small Urban</b>				
Albert Lea Transit	6,481	9,273	43%	0.9%
Benson Heartland Express	5,174	4,909	-5%	0.5%
Faribault Flyer	3,934	3,872	-2%	0.4%
Granite Falls Heartland Express	3,226	3,242	0%	0.3%
Hibbing Area Transit	8,665	8,652	0%	0.8%
Le Sueur Heartland Express	3,924	3,787	-3%	0.4%
Mankato – Greater Mankato Transit System	17,920	20,120	12%	2.0%
Montevideo Heartland Express	3,238	4,020	24%	0.4%
Morris Transit	10,556	10,326	-2%	1.0%
Northfield Transit	6,642	6,417	-3%	0.6%
St. Peter Transit	5,572	5,549	0%	0.5%
Stewartville Heartland Express	2,375	2,376	0%	0.2%
Virginia Service	8,851	N/A	-100%	0.0%
Winona Transit Service	15,067	15,453	3%	1.5%
<b>Total - Small Urban</b>	<b>101,625</b>	<b>97,995</b>	<b>-4%</b>	<b>9.6%</b>
<b>Urbanized</b>				
Duluth Transit Authority - Regular Route	136,541	136,366	0%	13.3%
East Grand Forks Transit - Regular Route	3,504	3,610	3%	0.4%
La Crescent Apple Express	2,614	3,218	23%	0.3%
Moorhead Metropolitan Area Transit – Fixed Route	21,300	20,974	-2%	2.0%
Rochester Public Transit – Regular Route	61,545	56,152	-9%	5.5%
St. Cloud Metro Bus Fixed Route	78,154	79,465	2%	7.7%
<b>Total - Urbanized</b>	<b>303,658</b>	<b>299,785</b>	<b>-1%</b>	<b>29.2%</b>
<b>Other</b>				
Northstar Link Commuter Coach		539		
<b>Total All Groups</b>	<b>1,006,675</b>	<b>1,025,964</b>	<b>2%</b>	<b>100.0%</b>

## Greater Minnesota Transit Indicators

	2009 Cost per Ride	2009 Cost per Hour
Duluth Transit Authority STRIDE	\$ 25.31	\$ 37.27
East Grand Forks Transit Dial-A-Ride	\$ 9.13	\$ 8.66
Moorhead Metropolitan Area Transit Paratransit	\$ 16.84	\$ 40.82
Rochester Dial-A-Ride	\$ 15.39	\$ 49.51
St. Cloud Metro Bus Dial-A-Ride	\$ 20.52	\$ 62.61
<b>Rural</b>		
Arrowhead Transit	\$ 8.24	\$ 57.66
Austin-Mower County Area Transit	\$ 7.79	\$ 34.89
Becker County Transit	\$ 7.88	\$ 57.59
Brainerd & Crow Wing Public Transit	\$ 9.32	\$ 45.34
Brown County Heartland Express	\$ 9.23	\$ 53.51
Chisago-Isanti County Heartland Express	\$ 14.66	\$ 29.34
Clay County Rural Transit	\$ 14.01	\$ 47.10
Community Transit of Western Community Action	\$ 11.75	\$ 59.59
Cottonwood County Transit	\$ 6.43	\$ 37.89
Dawson Heartland Express	\$ 3.91	\$ 38.34
FAR North Public Transit	\$ 9.14	\$ 34.08
Faribault County Prairie Express	\$ 15.79	\$ 40.25
Fosston Transit	\$ 5.44	\$ 32.95
Grant County Alpha Transit	\$ 10.52	\$ 112.55
Hubbard County Heartland Express	\$ 11.30	\$ 62.48
Kandiyohi Area Transit	\$ 8.47	\$ 50.90
Lincoln County Heartland Express	\$ 17.25	\$ 56.53
Mahnomen County Heartland Express	\$ 15.20	\$ 44.89
Martin County Express	\$ 7.15	\$ 30.19
Meeker County Public Transit	\$ 10.27	\$ 51.25
Murray County Heartland Express	\$ 12.00	\$ 56.31
Paul Bunyan Transit	\$ 7.60	\$ 41.81
Pine River Ride With Us Bus	\$ 11.11	\$ 39.51
Pipestone County Transit	\$ 8.54	\$ 31.69
Prairie Five Rides	\$ 8.57	\$ 47.10
Prairieland Transit	\$ 7.95	\$ 29.05
Rainbow Rider Transit	\$ 10.48	\$ 32.41
Red Lake Transit	\$ 17.54	\$ 57.58
Renville County Heartland Express	\$ 11.57	\$ 53.64
RiverRider Public Transit System	\$ 11.49	\$ 46.98
Rock County Heartland Express	\$ 11.13	\$ 52.00
SEMCAAC Transportation	\$ 5.20	\$ 20.53
Steele County Area Transit	\$ 8.42	\$ 44.55
Three Rivers Hiawathaland Transit	\$ 8.07	\$ 43.69
Timber Trails Public Transit (previously Mille Lacs)	\$ 21.37	\$ 45.20
Trailblazer Transit	\$ 11.10	\$ 70.85
Transit Alternatives	\$ 6.23	\$ 53.58
Tri-CAP Transit Connection	\$ 12.68	\$ 52.07
Tri-Valley Heartland Express Bus	\$ 12.67	\$ 58.13
Wadena County Friendly Rider Transit	\$ 8.90	\$ 39.77
Watsonwan Take Me There	\$ 14.96	\$ 36.02

## Greater Minnesota Transit Indicators Continued

	2009 Cost per Ride	2009 Cost per Hour
<b>Small Urban</b>		
Albert Lea Transit	\$ 5.61	\$ 26.14
Benson Heartland Express	\$ 3.21	\$ 31.56
Faribault Flyer	\$ 8.56	\$ 40.84
Granite Falls Heartland Express	\$ 4.66	\$ 31.35
Hibbing Area Transit	\$ 4.68	\$ 26.64
Le Sueur Heartland Express	\$ 8.98	\$ 61.25
Mankato – Greater Mankato Transit System	\$ 3.64	\$ 66.38
Montevideo Heartland Express	\$ 5.31	\$ 31.12
Morris Transit	\$ 5.50	\$ 31.55
Northfield Transit	\$ 8.47	\$ 47.33
St. Peter Transit	\$ 4.33	\$ 50.10
Stewartville Heartland Express	\$ 5.21	\$ 24.34
Winona Transit Service	\$ 2.24	\$ 31.48
<b>Urbanized</b>		
Duluth Transit Authority - Regular Route	\$ 3.43	\$ 77.07
East Grand Forks Transit - Regular Route	\$ 8.96	\$ 58.61
La Crescent Apple Express	\$ 12.38	\$ 72.88
Moorhead Metropolitan Area Transit – Fixed Route	\$ 3.42	\$ 61.73
Rochester Public Transit – Regular Route	\$ 2.88	\$ 81.30
St. Cloud Metro Bus Fixed Route	\$ 2.30	\$ 61.86
<b>Other</b>		
Northstar Link Commuter Coach	\$ 14.13	\$ 64.62

## Twin Cities Metro Area Transit Ridership

	Ridership 2008	Ridership 2009	% Change	2009 % of TC Ridership
<b>Metropolitan Council Transit Systems</b>				
Metro Transit - Fixed Bus Routes	70,852,419	65,688,954	-7%	73.7%
Metro Transit - Light Rail Transit	10,221,681	9,863,042	-4%	11.1%
Metro Transit Commuter Rail	N/A	78,782	N/A	0.1%
Metro Mobility	1,220,775	1,237,570	1%	1.4%
Metropolitan Council Contracted Services	2,873,469	2,678,152	-7%	3.0%
<b>Total - Metropolitan Council Transit Systems</b>	<b>85,168,344</b>	<b>79,546,500</b>	<b>-7%</b>	<b>89.3%</b>
<b>Suburban Transit Providers</b>				
Laker Lines	53,949	48,452	-10%	0.1%
Maple Grove Transit	807,303	750,971	-7%	0.8%
Minnesota Valley Transit Authority	2,596,045	2,406,232	-7%	2.7%
Plymouth Metrolink	532,835	446,505	-16%	0.5%
Shakopee Transit	106,719	111,682	5%	0.1%
SouthWest Transit	1,146,829	1,009,068	-12%	1.1%
<b>Total - Suburban Transit Providers</b>	<b>5,243,680</b>	<b>4,772,910</b>	<b>-9%</b>	<b>5.4%</b>
<b>Other Services/Providers</b>				
Anoka County DAR	57,555	52,904	-8%	0.1%
Anoka County Traveler	-	-	-	-
DARTS	165,475	159,356	-4%	0.2%
Hastings TRAC	33,815	31,525	-7%	0.0%
Hopkins Hop-A-Ride	10,527	6,898	-34%	0.0%
H.S.I. Transporter	71,043	58,537	-18%	0.1%
Lake Area Bus	23,123	20,254	-12%	0.0%
Northeast Suburban Transit	14,473	14,052	-3%	0.0%
Northstar Commuter Coach*	168,600	130,490	-23%	0.1%
PRISM Express	24,504	27,909	14%	0.0%
Smart Link Transit	168,031	163,956	-2%	0.2%
Ramsey Star Express	56,050	65,486	17%	0.1%
University of Minnesota Transit	3,551,145	3,873,151	9%	4.3%
<b>Total - Other Services/Providers</b>	<b>4,344,341</b>	<b>4,604,518</b>	<b>5%</b>	<b>5.4%</b>
<b>Total All Groups</b>	<b>94,756,365</b>	<b>88,923,928</b>	<b>-6%</b>	<b>100.0%</b>

\*Anoka County Traveler ridership is included in Metropolitan Council Contracted Services.

## Twin Cities Metro Area Transit Hours

	Hours 2008	Hours 2009	% Change	2009 % of TC Hours
<b>Metropolitan Council Transit Systems</b>				
Metro Transit - Fixed Bus Routes	2,231,754	2,193,613	-2%	55.1%
Metro Transit - Light Rail Transit	140,178	140,902	1%	3.5%
Metro Transit Commuter Rail	N/A	423	N/A	0.0%
Metro Mobility	698,537	711,640	2%	17.9%
Metropolitan Council Contracted Services	278,499	286,139	3%	7.2%
<b>Total - Metropolitan Council Transit Systems</b>	<b>3,348,968</b>	<b>3,332,717</b>	<b>0%</b>	<b>83.7%</b>
<b>Suburban Transit Providers</b>				
Laker Lines	4,156	5,346	22%	0.1%
Maple Grove Transit	29,567	47,741	38%	1.2%
Minnesota Valley Transit Authority	163,704	167,717	2%	4.2%
Plymouth Metrolink	54,819	55,048	0%	1.4%
Shakopee Transit	11,906	11,501	-4%	0.3%
SouthWest Transit	85,284	73,835	-16%	1.9%
<b>Total - Suburban Transit Providers</b>	<b>349,436</b>	<b>361,188</b>	<b>3%</b>	<b>9.1%</b>
<b>Other Services/Providers</b>				
Anoka County DAR	25,594	24,278	-5%	0.6%
Anoka County Traveler	-	-	-	-
DARTS	84,728	80,225	-6%	2.0%
Hastings TRAC	7,919	7,801	-2%	0.2%
Hopkins Hop-A-Ride	3,029	2,512	-21%	0.1%
H.S.I. Transporter	27,933	26,610	-5%	0.7%
Lake Area Bus	7,729	7,546	-2%	0.2%
Northeast Suburban Transit	5,504	5,333	-3%	0.1%
Northstar Commuter Coach	9,148	8,027	-14%	0.2%
PRISM Express	8,952	10,839	17%	0.3%
Scott County/Carver County Transit	43,830	45,668	4%	1.1%
Ramsey Star Express	2,877	2,864	0%	0.1%
University of Minnesota Transit	41,709	47,357	12%	1.2%
<b>Total - Other Services/Providers</b>	<b>268,952</b>	<b>269,060</b>	<b>0%</b>	<b>7.2%</b>
<b>Total All Groups</b>	<b>3,967,356</b>	<b>3,962,965</b>	<b>0%</b>	<b>100.0%</b>

\*Anoka County Traveler hours are included in Metropolitan Council Contracted Services.

## Twin Cities Metro Area Transit Indicators

	2009 Cost per Ride	2009 Cost per Hour
<b>Metropolitan Council Transit Systems</b>		
Metro Transit - Fixed Bus Routes	\$ 3.58	\$ 107.22
Metro Transit - Light Rail Transit	\$ 2.53	\$ 177.45
Metro Transit Commuter Rail*	N/A	N/A
Metro Mobility	\$ 25.79	\$ 44.85
Metropolitan Council Contracted Services	\$ 5.79	\$ 54.21
<b>Suburban Transit Providers</b>		
Laker Lines	\$ 11.45	\$ 103.74
Maple Grove Transit	\$ 4.95	\$ 77.91
Minnesota Valley Transit Authority	\$ 6.29	\$ 90.21
Plymouth Metrolink	\$ 8.89	\$ 72.10
Shakopee Transit	\$ 8.11	\$ 78.79
SouthWest Transit	\$ 7.56	\$ 103.29
<b>Other Services/Providers</b>		
Anoka County DAR	\$ 29.45	\$ 64.17
Anoka County Traveler	\$ 6.22	\$ 69.26
DARTS	\$ 21.25	\$ 42.21
Hastings TRAC	\$ 13.55	\$ 54.77
Hopkins Hop-A-Ride	\$ 18.26	\$ 50.15
H.S.I. Transporter	\$ 22.55	\$ 49.61
Lake Area Bus	\$ 20.86	\$ 53.93
Northeast Suburban Transit	\$ 19.58	\$ 51.60
Northstar Commuter Coach	\$ 5.72	\$ 93.03
PRISM Express	\$ 11.29	\$ 29.07
Scott County/Carver County Transit	\$ 16.88	\$ 60.60
Ramsey Star Express	\$ 5.53	\$ 126.50
University of Minnesota Transit	\$ 1.20	\$ 98.45

\*Commuter Rail service began in November 2009. Not enough data is available to present indicators.

## Glossary

This glossary contains technical terms that may appear in the 2010 Minnesota Transit Report. Many of these terms have multiple definitions; therefore, these terms are defined as they are used in the context of this report.

**Accessible Vehicle** – A public transportation revenue vehicle that does not restrict access, is usable, and provides allocated space and/or priority seating for individuals who use wheelchairs.

**Americans with Disabilities Act (ADA)** – The passage of the Americans with Disabilities Act in July 1991 gave direction to local transit agencies to ensure full access to transportation for persons with disabilities.

**American Recovery and Reinvestment Act (ARRA)** – Federal legislation enacted in 2009 that provided additional capital funding for transit.

**Base Fare** – The price charged to one adult for one transit ride; excludes transfer charges, zone charges, express service charges, peak period surcharges and reduced fares.

**Bus Rodeo** – A competition in which transit bus drivers demonstrate skills, such as emergency stops and maneuvers.

**Capital Cost** – The cost of equipment and facilities required to support transportation systems: vehicles, radios, shelters, etc.

**Car Pool** – An arrangement where people share the use and cost of privately owned automobiles in traveling to and from pre-arranged destinations.

**Charter Service** – Transportation service offered to the public on an exclusive group basis. It is provided with a vehicle that is licensed to render charter service and engage at a specific price for the trip or a period of time, usually on a reservation or contractual basis.

**Commercial Driver's License (CDL)** – A special operating license for drivers of certain types of vehicles based on the weight and seating capacity.

**Coordination** – A cooperative arrangement among transportation providers and/or purchasers, which is aimed at realizing increased benefits through the shared management and/or operation of one or more transportation related function.

**Cost Effectiveness** – The ratio of the cost of a transit system to the level of service provided. Various measures may be used to determine cost effectiveness, as an example, cost per passenger trip.

**Dedicated Funding Source** – A funding source, which by law, is available for use only to support a specific purpose, and cannot be diverted to other uses; e.g., the federal gasoline tax can only be used for highway investments and, since 1983, for transit capital projects.

**Demand Responsive/ Dial A Ride Service** – A transportation service characterized by flexible routing and scheduling of relatively small vehicles to provide door-to-door or point-to-point transportation at the user's demand.

**Elderly and Disabled Transportation** – Transportation service to persons that are physically disabled and/or elderly and live in areas with a population over 50,000 (Section 5307).



**Express Commuter Service** – Transit service generally connecting residential areas and activity centers via a high speed, non-stop connection.

**Fare** – The payment for a ride on a passenger vehicle, whether cash, tokens, transfer or pass.

**Fare box** – A device that accepts coins, bills, tickets and tokens given by passengers as payment for rides.

**Fare box Recovery Ratio** – Total fare revenue divided by the total operating cost.

**Federal Transit Administration (FTA)** – An operating administration within the United States Department of Transportation that administers the federal programs providing financial assistance to public transit.

**Fixed Route** – Transportation service operated over a set route or network of routes on a regular time schedule. (Also known as Regular Route).

**Flexible Fixed Route** – Transportation service that operates on a regular route, but will on demand change the route to meet the user's needs. (See Route Deviation).

**Inter City Bus** – A large bus with luggage space used primarily for transportation between cities. (Also known as Over-the-Road Coach).

**Light Rail Transit (LRT)** – A metropolitan electric railway system characterized by its ability to operate single cars or short trains along exclusive right-of-way at ground level, on aerial structures, or in subways.

**Marketing** – A comprehensive process to induce greater usage of transportation services by determining the needs or demand of the community and potential customers, developing and implementing service on the basis of these needs, pricing the services, promoting the services, and evaluating the services as implemented in relation to customer needs and marketing goals.

**Metro Mobility** – The metropolitan-wide special transportation service of the Twin Cities.

**MVST (Motor Vehicle Sales Tax)** – A source of revenue for Minnesota public transit. The percentages of this revenue source designated for metropolitan area and greater Minnesota transit are defined in Minnesota Statutes, Section 297B.09.

**Operating Cost** – The recurring costs of providing transit service, i.e., wages, salaries, fuel, oil, taxes, maintenance, depreciation, insurance, marketing, etc.

**Operating Deficit** – Total operating cost minus total operating revenue.

**Operating Revenue** – The total revenue earned by a transit agency through its transit operations. It includes passenger fares, advertising and other revenue.

**Paratransit** – A flexible form of public transportation service that is not provided over a fixed-route; it is a demand responsive service.

**Park and Ride Facility** – A common location (e.g. parking lot) for individuals to transfer from a low to a high occupancy travel mode.

**Pass** – A means of transit payment, usually a pre-paid card that is displayed to a bus driver in lieu of cash for the fare.

**Passengers Per Mile** – The total number of passenger trips provided by a transit system divided by the number of miles traveled.

**Passenger Trip** – A measure for one person making a one-way trip from origin to destination. One round trip equals two passenger trips.

**Peak Period** – The hours when traffic or passenger demand is the greatest.

**Point Deviation** – Transportation service in which the transit vehicle is required to arrive at designated transit stops in accordance with a prearranged schedule but is not given a specific route to follow between these stops. It allows the vehicle to provide curbside service for those who request it.

**Public Transportation** – Transportation service that is available to any person upon payment of the fare either directly, subsidized by public policy, or through some contractual arrangement, and which cannot be reserved for the private or exclusive use of one individual or group. “Public” in this sense refers to the access to the service, not to the ownership of the system that provides the service.

**Ridesharing** – A form of transportation, other than public transit, in which more than one person shares the use of a vehicle, such as a van or car, to make a trip.

**Revenue Vehicle Miles** – The total mileage incurred in scheduled service. Excludes non-service mileage (e.g. deadhead, training, etc.), charter mileage, exclusive service mileage, and mileage lost due to missed runs.

**Revenue Hours** – The total number of hours when the vehicle is in revenue service (e.g., the time when a vehicle is available to the general public and there is an expectation of carrying passengers). Excludes deadhead hours, but includes recovery/layover time.

**Route Deviation** – Transportation service on a non-exclusive basis, operating on a standard route along a public right-of-way, from which it may deviate from time to time, in response to a demand for its service or to take a passenger to a destination, after which it returns to its standard route.

**RTAP (Rural Transit Assistance Program)** – The section of the Federal Transit Act of 1991, as amended, that provides funds for training, technical assistance, research and other support services for rural transit providers.

**Rural Area** – A geographic area with a population of less than 2,500.

**SAFETEA-LU** – The federal **Safe, Accountable, Flexible, Efficient Transportation Equity Act: A Legacy for Users**, which was signed into law in August 2005. SAFETEA-LU addresses transportation challenges such as improving safety, reducing traffic congestion, improving efficiency in freight movement, increasing intermodal connectivity and protecting the environment.

**Section 5303 (Metropolitan Planning Program)** – The section of the Federal Transit Act of 1991, as amended, that provides financial assistance to metropolitan planning organizations which are responsible for conducting planning activities and technical assistance for public transit services. The program is expected to support the basic transportation planning process underway in urbanized areas, including capital planning, financial planning, and operations-related planning essential to the provision of transit services.

**Section 5304 (State Transportation and Planning Program)** – The section of the Federal Transit Act of 1991, as amended, that provides financial assistance to the States for purposes of planning, technical studies and assistance, demonstrations, management training, and cooperative research activities.

**Section 5307 (Urbanized Area Formula Program)** – The section of the Federal Transit Act of 1991, as amended, that authorizes grants to public transit systems in urban areas over 50,000 populations for both capital and operating projects. Based on population and density figures, these funds are distributed directly to the transit agency from the FTA.

**Section 5309 (Capital Program)** – The section of the Federal Transit Act of 1991, as amended, that authorizes discretionary capital assistance for major capital needs, such as fleet replacement and construction of transit facilities.

**Section 5310 (Elderly and Persons with Disabilities Program)** – The section of the Federal Transit Act of 1991, as amended, that provides grant funds for the purchase of accessible vehicles and related support equipment for private non-profit organizations to serve elderly and/or disabled people, public bodies that coordinate services for elderly and disabled, or any public body that certifies to the State that non-profits in the area are not readily available to carry out the services.

**Section 5311 (Non-urbanized Area Formula Program)** – The section of the Federal Transit Act of 1991, as amended, that authorizes grants to public transit systems in non-urbanized areas (under 50,000 population). The funds initially go to the Governor of each state. In Minnesota, the Minnesota Department of Transportation administers these funds.

**Section 5316 (Job Access and Reverse Commute (JARC))** – A formula-based federally funded program established under SAFETEA-LU and administered by the Federal Transit Administration (FTA). The goal of the JARC grant program is to improve access to transportation services to employment and employment related activities for welfare recipients and eligible low-income individuals to transport residents of urbanized areas and non-urbanized areas to suburban employment opportunities.

**Section 5317 (New Freedom)** – A formula-based federally funded program established under SAFETEA-LU and administered by the Federal Transit Administration (FTA). The goal of the New Freedom grant program is to provide additional tools to overcome existing barriers facing Americans with disabilities seeking integration into the workforce and full participation in society.

**Service Area** – The geographic area that coincides with a transit system's legal operating limits (i.e. urbanized area, city limits, or county boundary).

**Service Span** – The duration of time that service is made available or operated during the course of the service day e.g., 6 a.m. to 10 p.m.

**Shared Ride Taxi** – A demand responsive service in which taxis carry several unrelated passengers with different origins and destinations.

**Small Urban** – A geographic area with a central city that has a population of between 2,500 and 50,000 (Section 5311).

**Special Transportation Services (STS)** – Transportation provided by a carrier on a regular basis designed to serve individuals who are elderly, handicapped, or disabled and are unable to use regular types of transportation. In Minnesota, carriers must be certified by the Office of Freight and Commercial Vehicle Operations before providing transportation. Terms and conditions for STS service are in the Minnesota Department of Transportation's Special Transportation Service Rules, Parts 8840.5100 through 8840.6300.

**State Public Transit Assistance** – Funds appropriated by the Minnesota State legislature to be used to support the day-to-day operational costs of providing transit.

**Subscription Service** – Transportation service in which routes and schedules are prearranged to meet the needs of riders who sign up for the service in advance.

**Suburban Transit Association Providers** – Replacement service program in the Twin Cities metro area (see Minnesota Statutes Section 473.388).

**System Miles** – The miles a transit vehicle travels from the time it goes into revenue service to the time it returns from revenue service, including revenue miles and deadhead miles. (Also called Platform Miles).

**TIGER** – The TIGER (Transportation Investment Generating Economic Recovery) multimodal discretionary program was included in ARRA program to support major capital infrastructure investments for highways, transit, aviation, and ports.

**TIGGER** – The TIGGER (Transportation Investments for Greenhouse Gas and Energy Reduction) discretionary grant program was included in ARRA to assist in reducing the energy consumption or greenhouse gas emissions of public transportation systems.

**Total Operating Cost** – The total of all operating costs incurred during the transit system calendar year, excluding expenses associated with capital grants.

**Total Passengers** – The total of all revenue passengers, transfer passengers on second and successive rides, and free ride passengers.

**Transit** – Transportation by bus, rail, or other conveyance, either publicly or privately owned, that provides general or special service on a regular and continuing basis. The term includes fixed-route and paratransit services as well as ridesharing. Also known as “mass transportation,” “mass transit” and “transit.”

**Transit Dependent** – A description for someone who does not have immediate access to a private vehicle, or because of age or health reasons cannot drive and must rely on others for transportation.

**Urbanized Area** – A geographic area with a central city that has a population of over 50,000.

**Vanpool** – A paratransit service by a van on a scheduled or unscheduled basis with at least five persons as occupants.