

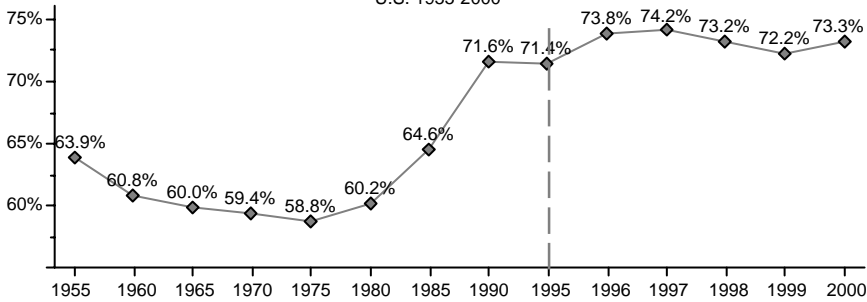
# Fact Sheet

## EARNINGS GAP IN THE U.S.

### The Earnings Gap

The chart below shows the earnings gap of U.S. full-time, year-round workers age 15 years and over in five year increments from 1955 to 1995 and includes yearly information from 1995 to 2000.

Earnings Gap of Full-time, Year-round Workers Age 15 years and over  
Women's Median Earnings as a Percent of Men's  
U.S. 1955-2000



The earnings gap, or ratio of female-to-male median earnings, has fluctuated over the years.

- ◆ The largest earnings gap between U.S. women and men was 56.6 percent in 1973. The smallest earnings gap was 74.2 percent in 1997.
- ◆ The greatest decreases\* in the earnings gap occurred in the 1980s. In 1980 the median earnings of full-time, year-round women workers were 60.2 percent of their male counterparts. By 1990, this gap was reduced to 71.6 percent.

\*Note: These earnings gap decreases were due in part to decreases in men's median earnings.

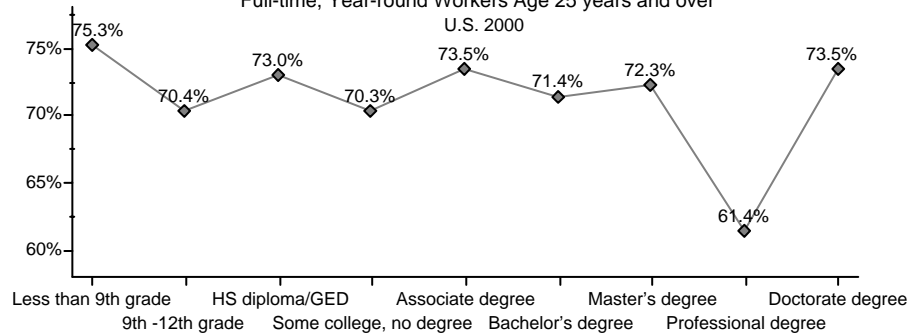
- ◆ During the 1990s (except for 1991) women's median earnings have been just over 70 percent of men's median earnings, ranging between 70.6 percent and 74.2 percent.
- ◆ In 2000, the earnings gap of full-time, year-round workers age 15 years and over was 73.3 percent.

### Earnings Gap by Educational Attainment

The earnings gap of U.S. full-time, year-round workers age 25 years and over varied by level of educational attainment.

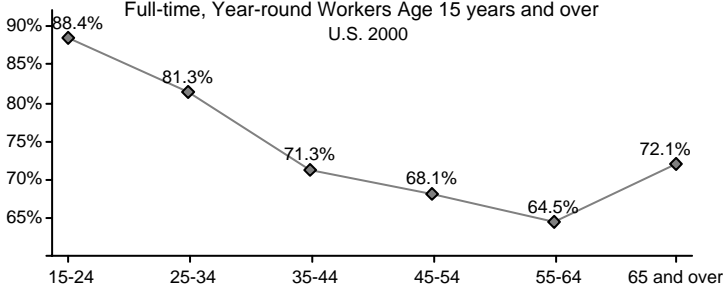
- ◆ In 2000, the earnings gap was largest between women and men full-time, year-round workers with professional degrees, with women earning just over three-fifths (61.4%) of the median earnings of their male counterparts.
- ◆ The earnings gap was smallest for those with less than a 9th grade education. At this level of educational attainment, women's median earnings were three-quarters (75.3%) of the median earnings of comparable men in 2000.

Earnings Gap by Educational Attainment  
Full-time, Year-round Workers Age 25 years and over  
U.S. 2000



### Earnings Gap by Age

Earnings Gap by Age  
Full-time, Year-round Workers Age 15 years and over  
U.S. 2000



The earnings gap of U.S. full-time, year-round workers age 15 years and over increased with age until retirement age when it decreased.

- ◆ The earnings gap of full-time, year-round workers was smallest in 2000 for women age 15-24 years. Women in this age group had median earnings that were nearly 90 percent (88.4%) of the median earnings of their male counterparts.
- ◆ The earnings gap was greatest in 2000 for women age 55 to 64 years. Women full-time, year-round workers in this age group had median earnings that were less than two-thirds (64.5%) of the median earnings of men in the same age group.

Data compiled from the U.S. Census Bureau (Current Population Survey data)