

Fact Sheet

MOTHERS IN THE LABOR FORCE, MINNESOTA AND U.S.

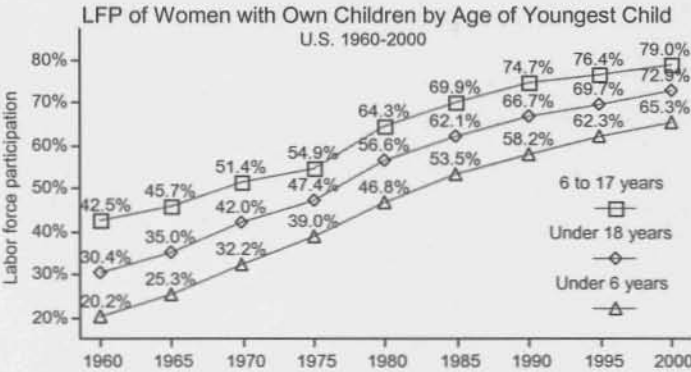
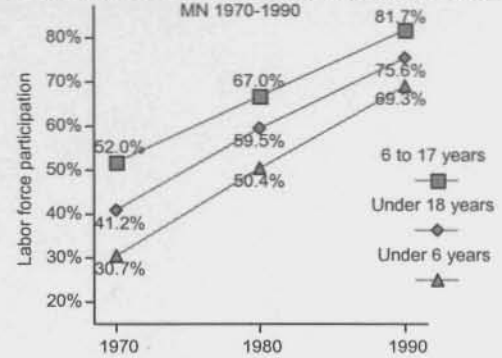
Labor Force Participation of Mothers by Age of Youngest Child

Labor force participation rates of Minnesota and U.S. women with own children have increased significantly over the years. Although rates are highest for women with older children, the increase in rates has been greatest for women with young children.

Minnesota

- In 1970, Minnesota women with children had labor force participation rates similar to the rates of U.S. women.
- In 1980, labor force participation rates of Minnesota women with children were higher than the national rates. In 1990, labor force participation rates of Minnesota women with children were significantly higher than the comparable national rates. (2000 data for Minnesota not available yet).

LFP of Women with Own Children by Age of Youngest Child



United States

- In 1960, just over 3 in 10 (30.4%) U.S. women with children under 18 years participated in the labor force. By 1980 this had increased to more than one-half (56.6%). Just under 3 in 4 (72.9%) U.S. mothers with children under 18 years participated in the labor force in 2000.

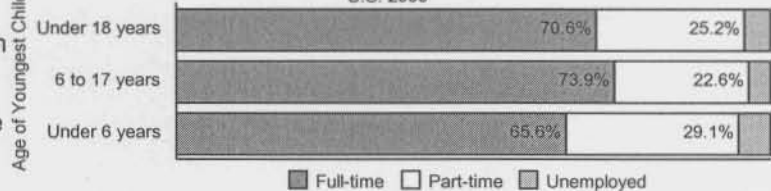
Labor force participants include employed and unemployed persons (those available for work who actively sought employment during a specified period).

Employment Status of Mothers in the Labor Force by Age of Youngest Child

Full-time employment status of U.S. mothers in the labor force increases as the age of their youngest child increases.

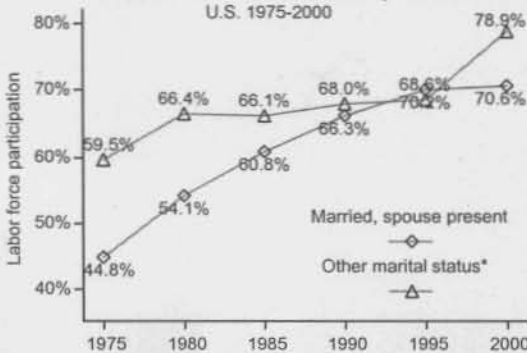
- The majority (70.6%) of U.S. mothers in the labor force with own children under age 18 years worked full-time in 2000.
- Almost three-quarters (73.9%) of mothers in the labor force with a youngest child age 6 to 17 years worked full-time and over one-fifth (22.6%) worked part-time.
- In 2000, just under two-thirds (65.6%) of U.S. mothers in the labor force with own children under age 6 years worked full-time and nearly 3 of 10 (29.1%) worked part-time.

Employment Status of Mothers in the Labor Force by Age of Youngest Child



Labor Force Participation of Women with Own Children by Marital Status

LFP of Women with Own Children by Marital Status



Labor force participation of U.S. women with own children varies by marital status.

- The labor force participation rate of married women (spouse present) with children under 18 years increased from just under 45 percent (44.8%) in 1975 to just over 70 percent (70.6%) in 2000. From 1995 to 2000 the labor force participation rate remained relatively constant.
- The labor force participation rate of women of other marital status* with children under 18 years was higher than their married counterparts from 1975 to 2000, except for the years of 1991 to 1995 when the rate was lower. From 1995 to 2000 the labor force participation rate of women of other marital status with children increased significantly.

*Other marital status includes never-married, divorced, separated, and widowed persons.

Minnesota data compiled from U.S. Census Bureau decennial census data.
U.S. data compiled from U.S. Bureau of Labor Statistics published and unpublished data.