

# Fact Sheet

## PERSONS IN POVERTY MINNESOTA AND U.S.

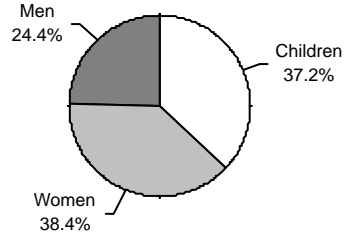
### Poverty in Minnesota and the U.S.

Poverty rates are based on the poverty thresholds, the official definition of poverty for statistical use of federal data.

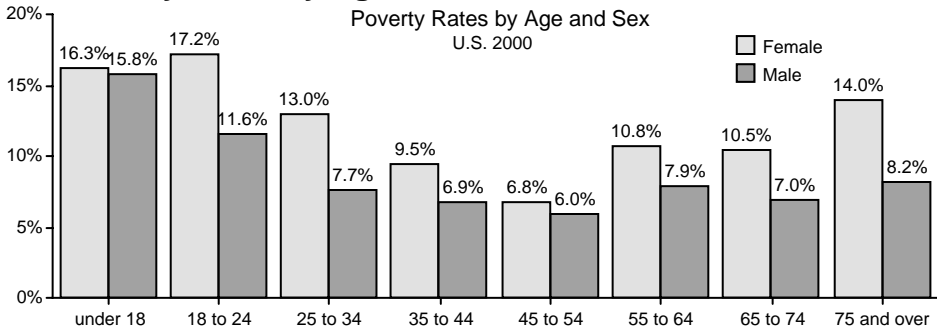
In Minnesota, the 3-year (1998-2000) poverty rate for the total population was 7.8 percent. Minnesota's poverty rate was lower than the comparable U.S. rate of 11.9 percent.

- ◆ In the U.S., women and children were over three-quarters (75.6%) of persons in poverty.
- ◆ Women age 18 years and over represented 3 of 5 (61.1%) adults in poverty.

Distribution of Persons in Poverty  
U.S. 2000



### U.S. Poverty Rates by Age and Sex



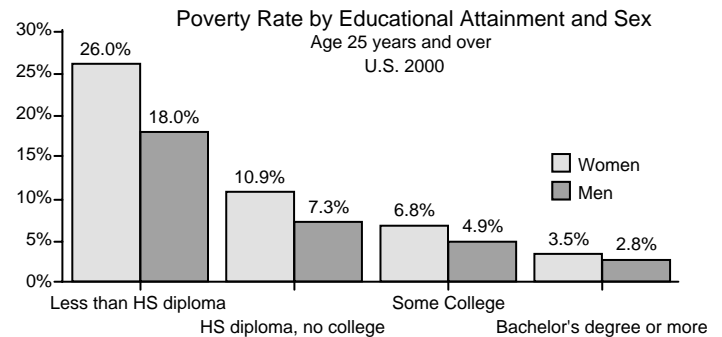
Poverty rates differ by age and sex. Women have higher rates of poverty than men in all age groups.

- ◆ In 2000, over 1 in 6 U.S. women age 18 to 24 years were in poverty, the highest rate of all age groups.
- ◆ Poverty rates of both women and men were lowest for those age 45 to 54 years.
- ◆ The disparity in poverty rates between women and men was greatest for those age 25 to 34 years and those age 75 years and over. In 2000, poverty rates of women in these age groups were 1.7 times higher than the rates of their male counterparts.
- ◆ The disparity in poverty rates between the sexes was smallest for those under age 18 years and for those age 45 to 54 years.

### U.S. Poverty Rates by Educational Attainment and Sex

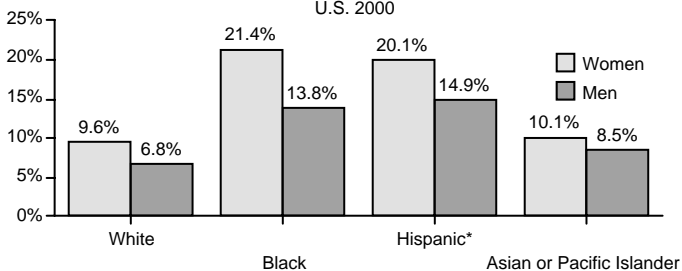
Poverty rates decrease as educational attainment increases.

- ◆ Over one-quarter (26.0%) of U.S. women age 25 years and over with educational attainment of less than a high school diploma were in poverty in 2000. The rate dropped by more than one-half for women with a high school diploma (10.9%).
- ◆ Women with no high school diploma had a poverty rate that was 8 percentage points higher than their male counterparts.
- ◆ Poverty rates were low and similar for women and men with a bachelor's degree or more (3.5% and 2.8%, respectively).



### U.S. Poverty Rates by Race and Hispanic Origin and Sex

Poverty Rates by Race and Hispanic Origin and Sex  
Age 18 years and over  
U.S. 2000



Poverty rates vary by race and ethnic origin. Women had higher poverty rates than men in all racial and ethnic groups.

- ◆ More than 1 in 5 Black and Hispanic\* women were in poverty in 2000. The poverty rates of Black and Hispanic women were more than double the poverty rates of White women.

\*Persons of Hispanic Origin may be of any race.

Data compiled from the U.S. Census Bureau (Current Population Survey data)