

Fact Sheet

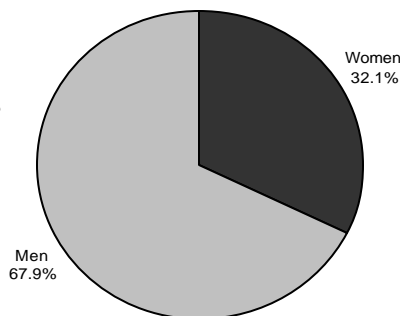
WOMEN IN THE MINNESOTA LEGISLATURE, 2007

Note: The information in this report reflects unofficial election results from the general election held November 7, 2006

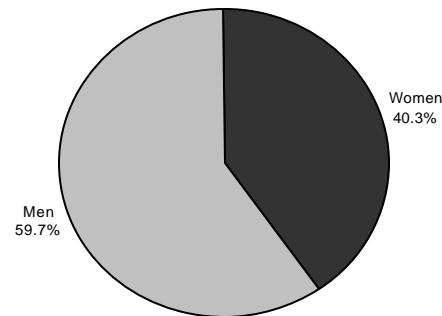
Women in the Minnesota Legislature, 2007

As a result of the 2006 general election, 70 women will serve in the 2007 Minnesota legislature when it convenes on January 3, 2007. This is a gain of seven seats from the 2006 legislative session. This will mark the historic high for women serving in the Minnesota Legislature (34.8%), and for women elected in a general election.

Minnesota House, 2007



Minnesota Senate, 2007



House

In the House of Representatives, women hold 43 (32.1%) of the 134 seats. This is a gain of six seats from the 2006* legislative session when 37 (27.6%) representatives were women. This is also the historic high of women serving in the House and the highest number of women elected to the House in a general election.

Women in the Minnesota Legislature, 2007				
	DFL	Republican	Independence	Total
House	35	8	0	43
Senate	18	9	0	27
Legislature	53	17	0	70

Updated November 9, 2006

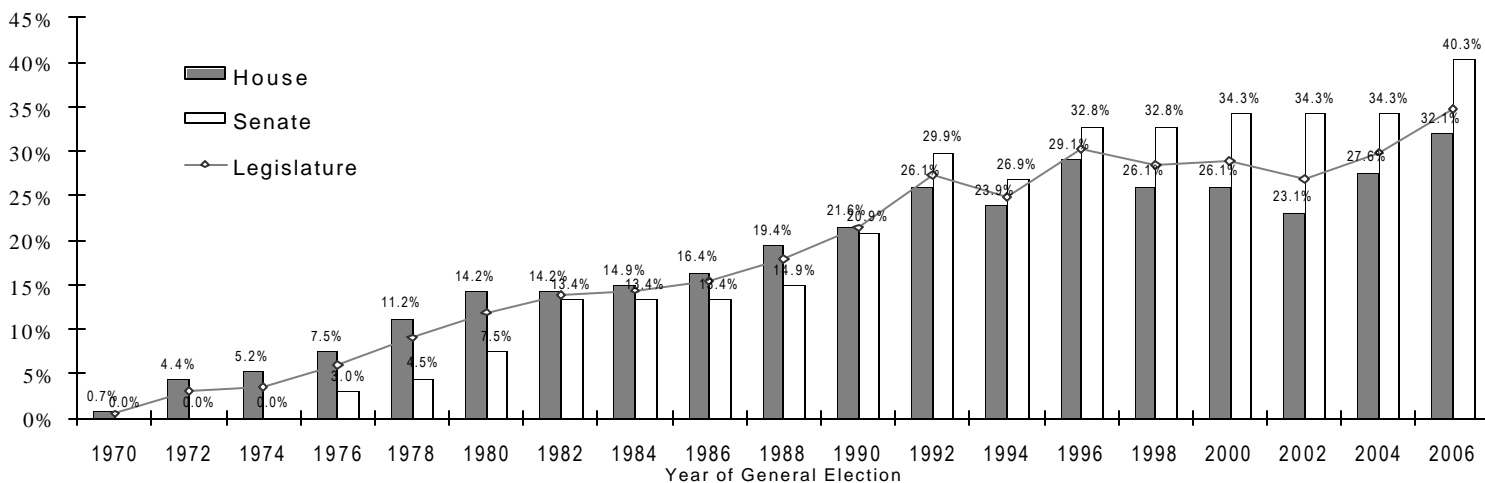
Senate

In the Senate, women hold 27 (40.3%) of the 67 seats, which is the historic high of women in the Senate. This is a gain of one seat from the 2006 legislative session when 26 (38.8%) senators were women. This also marks the highest number of women elected to the Senate in a general election.

Eight women will serve their first terms in the Minnesota Senate: Sen. Mary Olson, Sen. Kathy Sheran, Sen. Ann Lynch, Sen. Sharon Erickson Ropes, Sen. Sandy Rummel, Sen. Kathy Saltzman, Sen. Katie Sieben, who previously served in the House, and Sen. Patricia Torres Ray. Fifteen women will serve their first terms in the Minnesota House: Rep. Kathy Brynaert, Rep. Robin Brown, Rep. Sandy Wollschlager, Rep. Kim Norton, Rep. Shelley Madore, Rep. Sandra Masin, Rep. Sarah Anderson, Rep. Carolyn Laine, Rep. Kate Knuth, Rep. Carol McFarlane, Rep. Julie Bunn, Rep. Marsha Swails, Rep. Karla Bigham, Rep. Linda Slocum, and Rep. Erin Murphy.

*includes results of special elections

Women Elected to the Minnesota House, Senate and Legislature in General Elections, 1970-2006



In 1922 women became eligible to vote and run for election to the Minnesota Legislature. From 1922 to 1970 the percentage of the Legislature comprised by women was very low, ranging from zero to 2.5 percent. The representation by women increased steadily from 3.0 percent in 1972 to 27.4 percent in 1992. After a historic high of 61 (30.4%) women elected to the Legislature in 1996, the numbers of women elected in the 1998, 2000 and 2002 elections were lower, at 57 (28.4%), 58 (28.9%), and 54 (26.9%), respectively. The number of women elected in the general election then rose to 60 (29.9%) in 2004 and the historic high of 70 (34.8%) in 2006.

Updated November 9, 2006