

Fact Sheet

WOMEN IN THE MINNESOTA LEGISLATURE, 2003

Women in the Minnesota Legislature, 2003

There are currently 55 (27.4%) women serving in the Minnesota Legislature. This is a gain of one seat since the 2002 general election due to one woman being elected in a special election. This is a loss of four seats from the 2002* legislative session when 59 (29.4%) legislators were women. The historic high of women in the Legislature was reached in 1998* when women held 62 (30.8%) seats. The high for a general election was 61 (30.3%) women elected to the Legislature in 1996.

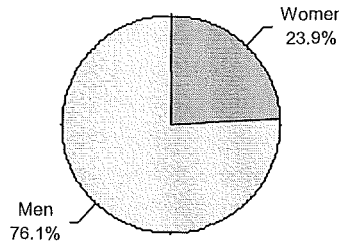
In the House of Representatives, women hold 32 (23.9%) of the 134 seats. This is a loss of two seats from the 2002* legislative session when 34 (25.4%) representatives were women. The historic high of women serving in the House was reached in 1998* when women held 40 (29.9%) seats. The high for a general election was 39 (29.1%) women elected to the House in 1996.

In the Senate, women hold 23 (34.3%) of the 67 seats. This is a loss of two seats from the 2002* legislative session when 25 (37.3%) senators were women, which was the historic high of women in the Senate. The high for a general election was 23 (34.3%) women elected to the Senate in both 2000 and 2002.

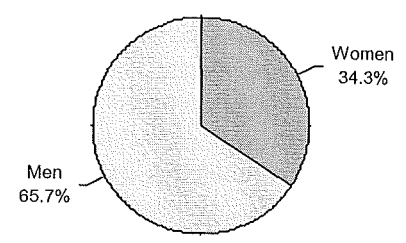
In 2003 five women will serve their first terms in the Senate: Sen. Sharon Marko, who previously served in the House; Sen. Julianne Ortman; Sen. Julie Rosen; Sen. Carrie Ruud; and Sen. Betsy Wergin. Nine women will serve their first terms in the House of Representatives: Rep. Laura Brod; Rep. Karen Klinzing; Rep. Carla Nelson; Rep. Stephanie Olsen; Rep. Lynne Osterman; Rep. Rebecca Otto; Rep. Char Samuelson; Rep. Katie Sieben; and Rep. Judy Soderstrom.

*includes results of special elections

Minnesota House, 2003



Minnesota Senate, 2003



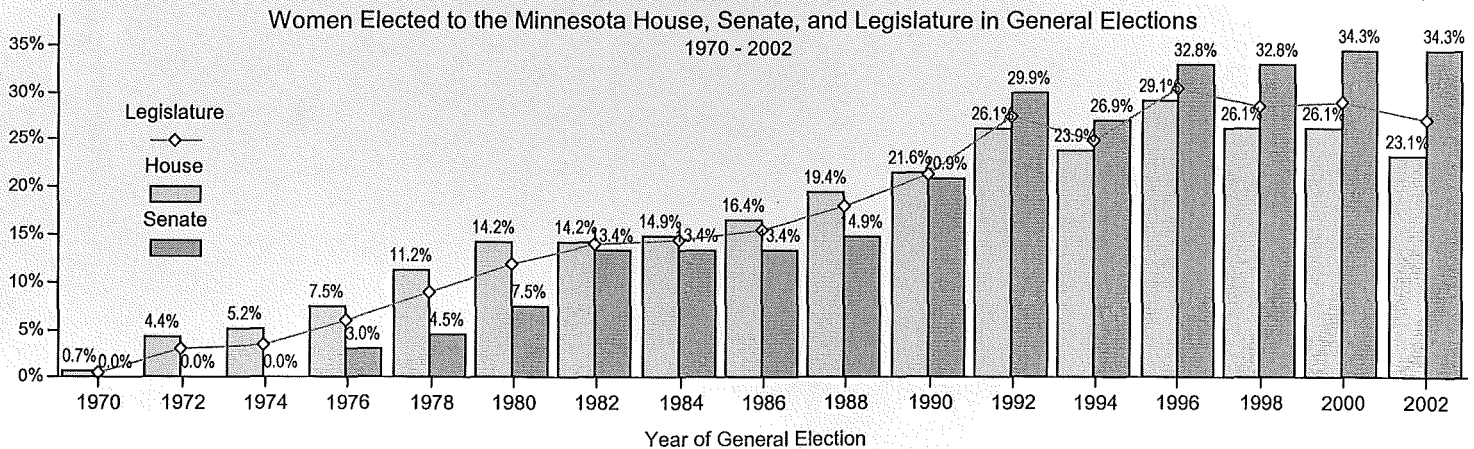
Updated February 12, 2003

| Women in the Minnesota Legislature, 2003 | | | | |
|--|-----|------------|--------------|-------|
| | DFL | Republican | Independence | Total |
| House | 16 | 16 | 0 | 32 |
| Senate | 11 | 11 | 1 | 23 |
| Legislature | 27 | 27 | 1 | 55 |

Updated February 12, 2003

Women Elected to the Minnesota House, Senate and Legislature in General Elections, 1970-2002

For consistency, the data in the chart below are general election results held in specified year (special election data not included).



In 1922 women became eligible to vote and run for election to the Minnesota Legislature. From 1922 to 1970 the percentage of the Legislature comprised by women was very low, ranging from zero to 2.5 percent. Over the next twenty years the representation by women increased steadily from 3.0 percent in 1972 to 27.4 percent in 1992. In the 1996 general election a historic high of 61 (30.4%) women were elected to the Legislature. The numbers of women elected in the 1998 and 2000 elections were lower, at 57 (28.4%) and 58 (28.9%), respectively. The decline of representation by women continued in the 2002 general election with the number of women elected to the Legislature decreasing to 54 (26.9%).