

MINNESOTA SNOWMOBILE

2009 - 2010

Safety Laws, Rules & Regulations



Minnesota Department of Natural Resources
1-888-MINNDNR • www.mndnr.gov

Product Quality is our Reputation

*For power, performance
and protection, choose
AMSOIL synthetic
two-stroke and
four-stroke oils.*

Engineered to exceed
the performance
requirements of any
sled you ride,
whether Polaris®,
Arctic Cat®, Ski-Doo®
or Yamaha®.



For more information,
visit us on the web at
www.amsoil.com
or call **1-800-777-8491**
or check the Yellow Pages
for the Dealer nearest you.

Paid Advertisement

AMSOIL

The First in Synthetics®

TABLE OF CONTENTS

This is a summary of Minnesota 2009-2010 snowmobile regulations. For complete regulations, consult the state statutes and rules and check for any local ordinances.

Conservation Officer Message	4
Registering Your Snowmobile	6
Fees	7
How to Register Your Snowmobile	7
Registration Numbers and Validation Decals	8
Snowmobile State Trail Sticker	12
Rules of the Road and Trail	14
Signs	15
Equipment Requirements	18
Safety Training Requirements	19
Youth Operation Requirements	20
General Operation	21
Where You May Ride	21
Where You May Not Ride	22
Other Prohibitions	23
Snowmobiling While Intoxicated	24
Speed Limits	25
Accidents	25
Enforcement	26
Penalties	26
Minnesota Trespass Laws	27
Game Laws Related to Snowmobiling	28
For More Information	29
Grant-In-Aid Program	30
Sunrise/Sunset Table	30

A Message From Your DNR Conservation Officers

Winter in Minnesota can bring some of the darkest of days.

Last year over 180 snowmobile accidents were reported including 10 tragic fatalities. Reduced daylight hours and visibility during the winter months, mixed with speed, was a contributing factor in a large number of these accidents. Even under ideal conditions, you cannot see as far at night as you can in the daylight. Reduce your risk, please, slow down, especially after dark!

Snowmobiling and alcohol don't mix. Never consume alcohol before operating a snowmobile. Alcohol affects your judgment and your body's basic motor skills. **Don't Drink & Drive!** Wait until your riding is done before you have one!

Remember snowmobile trails are for Two-Way traffic! Always stay to the far right and look out ahead of you for oncoming snowmobiles.

Also, if you choose to tow someone or something behind your snowmobile we strongly encourage you to use a rigid hitch system. Towing someone behind a snowmobile with a rope can end in injury or worse when the snowmobile stops but the person behind doesn't!

Ride Safe, Ride Smart, Always!



Heading Out West?

Did you know that almost half of snowmobile avalanche fatalities in mountainous states involve people from the upper Midwest. Prepare for your mountain state trips so you don't become a statistic. Before you leave, check out information on avalanche education, equipment, survival, and U.S. Avalanche Centers at: www.avalanche.org.

This publication is paid for through the sale of advertising. The State of Minnesota and the Department of Natural Resources can neither endorse products or services advertised nor accept any liability arising from the use of these products or services. Equal opportunity to participate in and benefit from programs of the Minnesota Department of Natural Resources is available to all individuals regardless of race, color, creed, religion, national origin, sex, marital status, public assistance status, age, sexual orientation, disability, or activity on behalf of a local human rights commission. Discrimination inquiries should be sent to MN-DNR, 500 Lafayette Road, St. Paul, MN 55155-4031 or the Equal Opportunity Office, Department of the Interior, Washington, DC 20240.

Copyright 2009, State of Minnesota, Department of Natural Resources.

RECYCLABLE: This coated paper protects your regulations from water and the wear and tear of constant use. To recycle, remove the staples and then recycle.

This information is available in an alternative format upon request.

WELCOME TO SNOWMOBILING

The sense of freedom you get while riding a snowmobile over Minnesota's snow-covered lands and frozen lakes can be exhilarating. Yet with that freedom comes responsibility. Minnesota's system of more than 20,000 miles of snowmobile trails depends on the cooperation of landowners, non-motorized trail users, other recreationists, and local units of government.

Keep in mind that trespass is the most frequent complaint landowners have against snowmobilers. Trespass seriously impacts the ability of clubs to get private landowners to allow grant-in-aid trails on their property. We recommend that all recreational users ask first before entering private lands, even if the land is not posted. That simple courtesy will go a long way to improve relationships between landowners and snowmobilers.

Please read this booklet to learn your legal obligations as a snowmobiler. By driving safe, smart, and legal you protect the future of your sport.

Before you ride

- Read your Minnesota snowmobile regulations.
- Read your owner's manual.
- Check your snowmobile and equipment.
- Wear a helmet, eye protection, and proper clothing.

The *RUSH*
That Delivers



Visit these participating dealers:

Sette Sports Center
Owatonna
507-451-6922

www.settesportcenter.com

Waldoch Sports
Forest Lake
651-464-5776

www.waldochsports.com

St Boni Motorsports
St Bonifacius
952-446-1554
www.stboni.com

Paid Advertisement

ski-doo
OUTDOOR RECREATION



TRUE QUALITY



VISIT THESE DEALERS:

Honda House
St Cloud

320-252-4262

www.hondahousemn.com

Ollie's Service
Alexandria

320-763-4455

www.shopollieservice.com



YAMAHA

PAID ADVERTISEMENT

- Find out about ice and snow conditions.
- Tell someone where you are going and when you expect to return.

Be sure to

- Let weather, lighting, and trail conditions determine a safe speed.
- Ride straight—no alcohol or drugs.
- Stay to the right on trails.
- Use your headlight and taillight.
- Maintain adequate spacing between machines to avoid collision.
- Reduce your speed when riding at night to less than 40 MPH.
- Always yield to other motor vehicles.
- Stay clear of thin ice and lake inlets — never cross open water.
- Never ride alone—use the buddy system.
- Stay on groomed area of trails.

Obey all laws and regulations

- Maximum speed in Minnesota is 50 MPH.
- Display current snowmobile registration.
- Display Snowmobile State Trail Sticker if operating on state or grant-in-aid trails (see page 12).
- Stay off the roadway, shoulder, and inside slope of state and county roads (see page 14).
- Operate your snowmobile in the same direction as roadway traffic when riding one-half hour after sunset to one-half hour before sunrise.
- Be sure any youth operating your snowmobile has a safety certificate.
- Stay off the median of four-lane roadways.
- Come to a complete stop and look both ways before crossing a public roadway whether there is a stop sign or not.
- Cross public roadways at a 90 degree angle.
- Check local ordinances on when and where you may ride.

Registering Your Snowmobile

Snowmobiles operated or transported in Minnesota must be registered with the DNR. If your snowmobile is not registered, you may not operate, transport, or permit it to be operated. You must be at least 18 years old to register a snowmobile.

Also see Snowmobile State Trail Sticker requirements on page 12.

Snowmobiles do not need to be registered with the DNR if:

- being used to groom a state or grant-in-aid trail

- owned and used by the federal government, another state, or a political subdivision
- registered in a country other than the U.S. being used temporarily in Minnesota
- currently registered in another state and not kept in Minnesota for more than 30 consecutive days
- used exclusively in organized track-racing events
- in transit by a manufacturer, distributor, or dealer
- at least 15 years old in transit by an individual for use on land owned or leased by the individual
- used exclusively for agricultural purposes.

Fees

Snowmobile registration fees:

Type of License	Fee
Snowmobile	\$48.50 every three years
Duplicate Registration Card	\$7.50
Duplicate Decal	\$1.50
Transfer	\$7.50
Dealer	\$53.50 every year
Manufacturer	\$153.50 every year

How to Register Your Snowmobile

Register your snowmobile in person at any deputy registrar of motor vehicles or at the DNR License Center in St. Paul. When you register your snowmobile you will need the make, model, year, serial number, engine size, and sales receipt that shows the proof of sales tax payment. Sales between private parties do not require payment of sales tax.

A person may not sell a snowmobile without furnishing the buyer with a bill of sale. Transfers and registration renewals are the responsibility of the owner.

Snowmobiles purchased from a retail dealer must be registered by the purchaser at the dealer. The dealer will issue a temporary 21-day registration. The temporary registration will indicate if a State Trail Sticker was also purchased.

Purchase a three-year, \$31.00 Snowmobile State Trail Sticker when registering a snowmobile. See page 12.


Registration Numbers and Validation Decal

When you register your snowmobile, you will be assigned a snowmobile registration number and receive a registration card. When you receive your registration card, sign it and keep it handy. You do not have to carry it with you, but if an enforcement officer asks to see it, you must produce it within a reasonable amount of time. The current registration number and validation decal must be displayed.

Display of Registration Number and Validation Decal

Where:

- Display in the 3" x 7" space provided by the manufacturer on the cowl or pan, or
- If no space is provided, place on each side of the snowmobile on the upper half, forward of the handlebars in a visible location.



How:

The DNR issued validation decal must be placed to immediately follow your registration numbers.

Numbers and letters must be:

- 1-7/8" high
- 3/16" stroke width
- contrasting color of the snowmobile
- in the English language
- placed to read left to right.

Expiration, Renewal, and Duplicate

The expiration date appears on both the registration card and the registration validation decal. All snowmobile registrations expire on June 30 of the last year the registration is valid.

You should receive a notice by mail to renew your registration. Please notify the DNR of any address change. Whether you are notified or not, you are responsible for renewing your snowmobile registration.

The renewal fee is the same as the first-time registration fee. When you pay it, you will receive new validation decals and a registration card. You may renew your registration at www.mndnr.gov/snowmobiling.

To obtain a duplicate registration card or decal, contact the DNR License Center or your local deputy registrar. For fees see page 7.

Transfer of Ownership

If you buy a snowmobile that is currently registered in Minnesota, you may use a transferred registration for the time remaining on the previous owner's registration.

Simply obtain the current registration card and bill of sale from the previous owner and send it, along with a transfer application and the transfer fee of \$7.50, to the DNR License Center or a deputy registrar. Transfer applications must be made within 15 days after the transfer or sale actually occurs. A transferred registration is only valid until the previous owner's registration expires.

Collector Snowmobile Permit

A special permit may be issued to a person or organization to operate or transport a collector snowmobile without registration for parades or organized group outings, such as races, rallies, and other promotional events, and for up to ten days each year for personal transportation. "Collector snowmobile" means a snowmobile that is 25 years old or older, was originally produced as a separate identifiable make by a manufacturer, and is owned and operated solely as a collectors item.

Destroyed, Abandoned, or Stolen Snowmobile

If your snowmobile is destroyed, abandoned, or stolen or you no longer register it in Minnesota, notify the DNR License Center at 500 Lafayette Rd, St. Paul, MN 55155-4026, (651) 296-2316 or 1-800-285-2000 within 15 days.

Dealer and Manufacturer Registration

Dealers must register snowmobiles they own and use for demonstration purposes. A registration plate will be issued along with a registration certificate that must be displayed conspicuously in the place of business. Additional plates are available for \$4.00, plus filing fees.

Manufacturers must register snowmobiles they own and operate for research, testing, experimentation, or demonstration. A registration plate

will be issued along with a registration certificate that must be displayed conspicuously in the place of manufacture.

A valid registration number plate must be displayed on snowmobiles operated, or permitted to be operated, by a dealer or manufacturer. The registrations are not transferable.

Dealer and manufacturer registrations are valid from July 1 - June 30.

Snowmobile State Trail Sticker

Snowmobiles operating on state and grant-in-aid trails must have a Snowmobile State Trail Sticker. A Snowmobile State Trail Sticker costs \$16.00 and is valid from **November 1 - June 30**. Or, when registering a snowmobile, you may purchase a three-year sticker for \$31.00.

Anyone operating a snowmobile in violation of this law will be required to purchase an annual penalty sticker for \$31.00, in addition to any ticket or fine.



SLOW DOWN! Trails are NOT race tracks and ditches have many hazards!

PROTECT OUR TRAILS JOIN!

Minnesota United Snowmobilers Association

For nearly 30 years, Minnesota United Snowmobilers Association (MnUSA) members and volunteers have worked to preserve and protect snowmobiling in Minnesota and across the United States through legislative initiatives, trail development and involvement in land access for trails

www.mnsnowmobiler.org

As a member, you receive:

- 8 issues of the award winning Minnesota Snowmobiling magazine (a \$15 value)
- discounts at numerous establishments
- representation at governmental agencies
- \$2,000 accidental death or dismemberment policy*

* for individual/family memberships only

- AND MUCH MORE

**ONLY \$20* A YEAR
FOR A FAMILY MEMBERSHIP!**

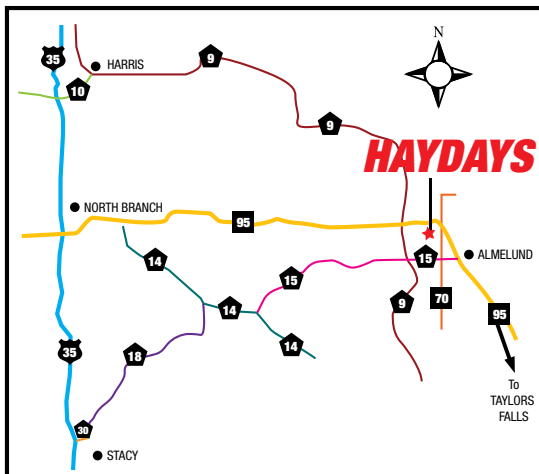
*MNUSA membership is not tax deductible.

**DOING MY SHARE; DISPLAY THE MnUSA DECAL ON YOUR SLED
JOIN MnUSA TODAY: 763.577.0185 • www.mnsnowmobiler.org**

HAYDAYS IS MOVING

Same great event relocates to
near North Branch, Minnesota

IN 2010!



**The Official Start
of Winter**

**44th Annual
HAYDAYS**

Saturday & Sunday
Sept 11th & 12th 2010

**“Worlds Largest
Snowmobile Event”**

Directions to the 2010 Haydays Site

From the south: North on I-35 to Stacy exit. Take a right on County Road 19 and then a left on County Road 30 to County Road 18. Take a right and go to County Road 14 and take a right. Take a left on County Road 15 and follow to Highway 70 and take a left.

From the north: South on I-35 to Harris/County Road 10 exit. Take County Road 10 east to County Road 9. Follow to County Road 15 and take a left. Go to Highway 70 and take a left.

From Taylors Falls: Take Highway 95 west to Almelund. Take a left onto County Road 15 and follow to Highway 70. Take a right.



The Sno-Barons Snowmobile Club have a long-standing commitment of supporting snowmobiling, youth and safety in Minnesota. Proceeds from Haydays fund training, trails, charities and club efforts.

Check Out Our Website: www.snobarons.com

Paid Advertisement

State Trail Stickers		
Sticker Options:		
3-Year Sticker (Available at time of registration only)	1-Year Sticker	Penalty Annual Sticker (Required to purchase if found operating on a state or grant-in-aid trail without a sticker)
Cost:		
\$31.00	\$16.00	\$31.00
Sticker Available At:		
<ul style="list-style-type: none">• DNR License Center• Deputy Registrars• Internet (Renewal Only)	<ul style="list-style-type: none">• DNR License Center• Deputy Registrars• Game and Fish License Agents• Phone*	<ul style="list-style-type: none">• DNR License Center• Deputy Registrars• Game and Fish License Agents• Phone*• Internet
Duplicates \$2.50 Available At:		
<ul style="list-style-type: none">• DNR License Center• Deputy Registrars	<ul style="list-style-type: none">• Internet• DNR License Center• Deputy Registrars• Game and Fish License Agents	<ul style="list-style-type: none">• DNR License Center• Deputy Registrars• Game and Fish License Agents

* Additional \$3.50 service fee for phone purchases.

A Snowmobile State Trail Sticker is not required for:

- a snowmobile while being used to groom a state or grant-in-aid trail
- federal, state, and political subdivisions
- operating a collector snowmobile with a permit
- operating a snowmobile on portions of a trail owned by the person or the person’s spouse, child, or parent.

The Snowmobile State Trail Sticker must be displayed in one of the following ways:

- on the forward half of the snowmobile, directly above or below the headlight
- above the expiration year on the top portion of the registration validation decal
- on the lower right corner of a dealer or manufacturer plate.

Revenue generated from the trail sticker will be used for snowmobile grants-in-aid, trail maintenance, grooming, and easement acquisition.




SNOCROSS RACING

RETURNS THIS WINTER!

NATIONAL SCHEDULE

Nov 27th-29th	AMSOIL Duluth Nationals Spirit Mountain, Duluth, MN
Dec 19th & 20th	Potawatomi National Milwaukee Mile, Milwaukee, WI
JAN 9th	Western Nationals Rio Tinto Stadium, Sandy, UT
JAN 23rd & 24th	Air Force National Canterbury Park, Shakopee, MN
FEB 5th & 6th	Eastern Nationals Finger Lakes Gaming & Casino, Farmington, NY
FEB 13th & 14th	New England Nationals Rockingham Park, Salem, NH
FEB 20th & 21st	Canadian Nationals Hiawatha Horsepark, Sarnia, ON, CA
MARCH 6th & 7th	Hayward 300 LCO Casino, Hayward, WI
MARCH 19th-21st	Nielsen Enterprises Grand Finale Grand Geneva Resort, Lake Geneva, WI

www.ISOCRACING.com



TRAXXIS



SPEEDVERX




SnowGoer



www.isoc.com



CATERPILLAR

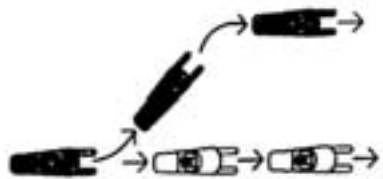


Paid Advertisement

Rules of the Road and Trail

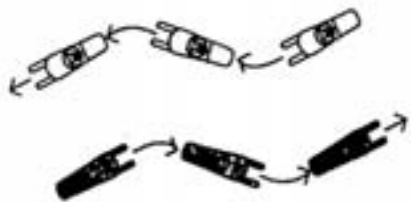
Passing

When overtaking another snowmobile going in the same direction, always pass on the left.



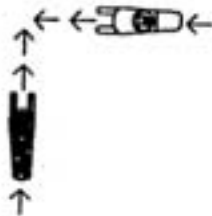
Meeting

When you meet another snowmobile, always slow down and stay to the right.

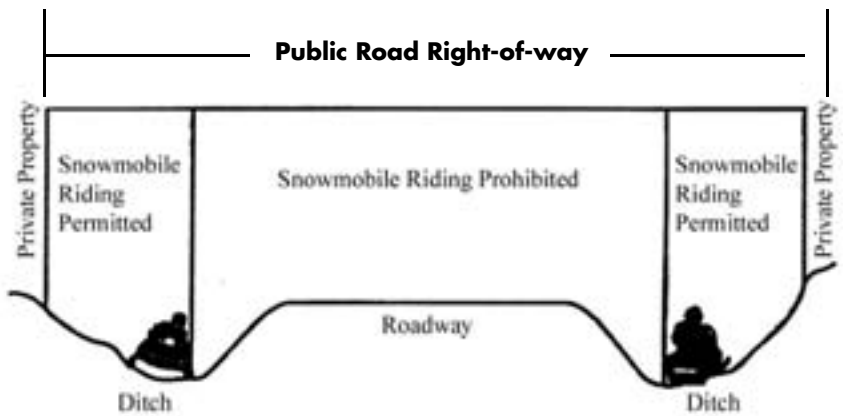


Meeting at an intersection

When meeting at an intersection, the operator to the right has the right of way.



Operation Along State and County Roads



It is illegal to operate on the inside slope, shoulder, and roadway of state or county roads.

Signs

Snowmobile operators should be familiar with the meaning of the following trail signs.

Informational sign:

indicates intersections or major changes in trail direction.



Directional blazer:

indicates changes in trail direction.



Reassuring blazer:

placed at intervals along the trail to reassure users that they are still on the trail.



Stop sign:

placed at a road or highway crossing indicates a snowmobile must come to a complete stop.



No-snowmobiling sign:

indicates a trail or area where snowmobiling is prohibited.



No-studded tracks sign:

indicates no metal traction devices allowed on trail.



Two way trail sign:

indicates trails with permitted two-way travel during nighttime hours within the public road right-of-way.



RUSH
PRO-RIDE

WITH PRO-RIDE PROGRESSIVE-RATE R

"THIS STATE HAS OVER 20
MAKE THE BEST OF EVER



**TERRAIN DOMINATION.
PURPOSE-BUILT FOR HOW, WHERE & WHY YOU RIDE.**

Our sleds are engineered to be the best. With a no-compromise blend of durability, balance, power and suspension, we build sleds that perform to the highest level. Learn more at www.terrain domination.com

LEARN MORE AT WWW.TERRAINDOMINATION.COM

Paid Advertisement

TERRAIN DOMINATION



POLARIS

EAR SUSPENSION*

0,000 MILES OF TRAILS.
Y SINGLE ONE OF THEM."



"SNOWMOBILE OF THE YEAR"
Snow Goer Magazine



DURABILITY

PRO-RIDE™ Chassis

BALANCE

Rider Active Control

POWER

Liberty® 600 CFI

SUSPENSION

10" / PRO-RIDE™ Progressive Suspension*



*Pro-Ride™, Rider Active Control is a professional on a closed course. Polaris recommends that all snowmobile riders take a training course. We are always looking for your feedback. Always wear a helmet and other safety apparel. Have fun and stay safe. © 2006 Polaris Industries Inc.

Equipment Requirements

All snowmobiles operated on public lands, waters, or roadways must be equipped as follows:

Helmet

- Operators or riders under 18 years of age must wear an approved helmet, except when participating in a parade or operating on land belonging to a parent, grandparent, sibling, uncle, or aunt.

An approved helmet must meet federal law, which requires the helmet to display the symbol DOT. DOT is the manufacturer's certification that the helmet conforms to motor vehicle safety standards. Standard bicycle and hockey helmets are not legal helmets for snowmobiling.

Lights

- Headlights and taillights must be on during hours of darkness.
- Headlights must be able to reveal people and vehicles 100 feet ahead and aimed so they will not blind an oncoming snowmobiler.
- Colored lenses on headlights are NOT lawful when the snowmobile is operated on roads or road rights-of-way, including crossing roads and operating in ditches or outside slopes.
- Red taillights must be visible for 500 feet to the rear of the snowmobile.

Brakes

- Brakes must be able to control movement and to stop and hold the snowmobile track.

Reflective Material

- Snowmobiles must have at least 16 square inches of reflector material on each side forward of the handle bars.
- Any sled, trailer, or other device that is towed by a snowmobile during hours of darkness must display visible reflector material on each side and at the rear.

Mufflers

- Snowmobiles must be equipped with mufflers that are in good working order and that do not produce sharp popping or cracking sounds or excessive or unusual noise. Some after-market exhaust systems may not meet this requirement and may not be lawful to operate.
- You may not operate or sell a snowmobile built on or after April 1, 1975 that exceeds 78 decibels on the A scale at 50 feet, except under a permit of the DNR or county sheriff.

The legal definition of a snowmobile is a self-propelled vehicle designed for travel on snow or ice steered by skis or runners.

Safety Training Requirements

Residents born **after December 31, 1976** must have a snowmobile safety certificate in their possession, or snowmobile safety certificate indicator on their driver's license or on their Minnesota ID card, to operate a snowmobile in Minnesota. To become certified in snowmobile safety, students must pass a Minnesota snowmobile safety training course.

Youth Snowmobile Safety Training

The Youth Snowmobile Safety Course is available to youth ages 11 years and older. (Safety training certificates are not valid until age 12.) This course is at least 8 hours in length and is taught by DNR certified volunteer instructors. The course teaches the basics of safe and responsible snowmobiling. It covers operating procedures, machine maintenance, rules and regulations, accident prevention, outdoor survival, environmental awareness, and a code of ethics. The course includes both a written test and a riding performance test that must be passed. A fee of \$5.00 - \$10.00 will be charged to cover the cost of materials and certification.

Adult Snowmobile Safety Training

The Adult Snowmobile Safety Training CD is an independent study course on CD. The course is available to persons 16 years of age and older. It looks at the cause of accidents, speed and reaction time, stopping distances, group riding and rules and regulations. The course is designed for multiple users and includes a written test and send-in certification form. A fee of \$10.00 will be charged to cover costs of material and certification.

Youth classes are taught by certified volunteer instructors, usually between November and March. Courses are announced in communities through schools and the media. To learn the times and dates of classes in your community, or to receive the Adult Snowmobile Safety Training CD, check the DNR web site www.mndnr.gov/snowmobiling; or call the DNR Information Center 1-888-646-6367, metro area (651)296-6157, or the Snowmobile Safety Training Program Headquarters at 1-800-366-8917.

Nonresidents certified in snowmobile safety training in another state will be recognized in Minnesota.

Replacement snowmobile safety certificates can be obtained at any game and fish license agent for \$3.50. They are also available at the DNR Information Center, 1-888-646-6367 and the Snowmobile Safety Training Headquarters at 1-800-366-8917 for \$5.00 (includes a durable certificate card).

Youth Operation Requirements

- The owner or person in lawful control of a snowmobile is jointly responsible for laws broken by a minor on that snowmobile.
- Anyone under 18 years old must wear an approved helmet.
- To register a snowmobile you must be at least 18 years old.

Snowmobile Safety Certificate

Minnesota Residents

Any resident of Minnesota born after **December 31, 1976** must have a snowmobile safety certificate to operate a snowmobile in Minnesota. (See exception below.)

With the snowmobile safety certificate:

- Anyone **12 and 13 years old** can operate a snowmobile on public lands, public waters, state trails, and grant-in-aid trails. They may operate on private land with permission. They may NOT cross state or county roads.
- Anyone **14 years old and older** can operate a snowmobile in Minnesota, including crossing state and county roads. Remember you must have permission to operate on certain private lands.

Non-Residents of Minnesota

- Anyone **12 and 13 years old** must have a snowmobile safety certificate to operate on public lands, public waters, state trails, and grant-in-aid trails. They may operate on private land with permission (see trespass laws). They may NOT cross state or county roads.
- Anyone **14 through 17 years old** must have a snowmobile safety certificate to cross state and county roads.
- Anyone **18 years old and older** does not need a snowmobile safety certificate.
- Nonresidents certified in snowmobile safety training in another state will be recognized in Minnesota.

Exception for Residents and Non-Residents

Without a snowmobile safety certificate, a person under the age of **14 years** may operate a snowmobile only if they are supervised or accompanied by one of the following: parent, legal guardian, or other person 18 years of age or older designated by the parent or guardian. The supervising or accompanying adult needs to be close enough to be able to direct the youth's operation of their snowmobile. This exception does not allow an operator under the age of 14 to cross a public road.

General Operation

Where You May Ride:

- in the bottom or outside slope of a ditch of a county or state road (see page 14)
- in the same direction as road traffic in the ditch from one-half hour after sunset to one-half hour before sunrise (other than this time, you can ride in either direction)
- one-half hour after sunset to one-half hour before sunrise on two-way snowmobile trails that are located within the ditches or adjacent to streets or highways when specifically permitted by the road authority (look for posted two-way signs, see page 15)
- on a bridge, other than a bridge that is part of the main-traveled lanes of an interstate highway, in order to avoid obstructions to travel when absolutely necessary (the snowmobile must be operated in the extreme right-hand lane, the entrance to the roadway must be made within 100 feet of the bridge, and crossing must be made as quickly as possible)
- on state and local trails (see page 12 for Snowmobile State Trail Sticker requirements)
- on iced-over waters that have legal access (if not restricted by law or local ordinances)
- on township roads when not restricted by local ordinance
- on public lands that are open to motorized vehicles. Land uses vary. Be sure to check all federal, state, and local ordinances.

Inside the seven-county metro area, you **may** ride:

- on your own land
- on land that is posted with signs stating “snowmobiles allowed”
- on land other than your own, with written or spoken permission of the landowner, occupant, or lessee
- on the groomed area of a snowmobile trail.

Outside the seven-county metro area, you **may** ride:

- on your own land
- on agricultural land that you have been given permission from the landowner
- on land, other than agricultural land, that you have not been told verbally, by written warning, or by posted signs, that riding is prohibited
- on the groomed area of a snowmobile trail.



When making a direct crossing of a street or road, you must:

- bring the snowmobile to a complete stop before crossing, whether there is a stop sign or not
- yield to all on-coming traffic
- have both front and rear lights on when crossing between one-half hour after sunset to one-half hour before sunrise, or during periods of reduced visibility (see page 30 for sunrise/sunset table)
- cross at a 90-degree angle with respect to the road
- cross a divided road at an intersection.

State Forest lands classified as “closed” are open to off-trail snowmobile use unless specifically posted closed to snowmobiling.

Where You May NOT Ride:

- on the roadway, shoulder, or inner slope of the ditch of a state or county road
- on the median of a four-lane roadway
- within the right-of-way of any interstate
- on the right-of-way between opposing lanes of traffic
- against traffic at night within the road right-of-way
- at airports
- in any state park, state recreation area, state historic site, wildlife management area, or state scientific and natural area with the exception of posted snowmobile trails and areas
- in any wildlife management area south of U.S. Highway 2 from Grand Forks east to Bemidji, then south along U.S. Highway 71 to Wadena, then east along U.S. Highway 10 to Staples and U.S. Highway 210 to the eastern boundary of the state, without written permission from the DNR
- on any iced-over waters located in a restricted area or iced-over waters where you don’t have legal access
- in any areas restricted by local ordinances or municipalities
- in a tree nursery or planting area
- on state forest lands that are posted or designated closed to snowmobiling
- on state forest lands located in the Boundary Waters Canoe Area Wilderness, including all of Lake Isabella and Insula; and portions of Lake Jeanette and Burntside State Forests.
- in National Wildlife Refuges, Waterfowl Production Areas, or the Boundary Waters Canoe Area Wilderness. For more information contact your local U.S. Fish and Wildlife Service.

Municipalities, counties, school districts, and other political subdivisions or state agencies may impose further restrictions on snowmobiling on property not owned by the operator. Check local ordinances where you want to ride.

Inside the seven-county metro area, you may **NOT** ride:

- on land that you do not own, unless given written or oral permission to ride on that land by the owner, occupant, or lessee, or unless signs are posted stating snowmobiling is allowed.



Outside the seven-county metro area, you may **NOT** ride:

- on land that you have been told not to orally, in writing, or by posted signs
- on agricultural land without the permission of the owner.

Other Prohibitions

It is unlawful to:

- operate your snowmobile in a careless, reckless, or heedless manner that endangers the operator, or property of another, or causes injury or damage (Intentionally driving over open water, or water skipping, may be considered careless or reckless unless done as an event under special permit.)
- litter
- enter or leave lands by cutting wire or tearing down a fence
- mutilate, destroy, damage, or remove any shelter, comfort station, or facility on any state or grant-in-aid trail
- post, damage, or remove any signs on any lands or waters unless you are the landowner, occupant, or lessee of the property
- operate on state forest lands in a manner that causes erosion or rutting, damages or destroys trees or growing crops
- operate on a state forest trail that is posted for non-motorized use

Special Provision - Richard J. Dorer Memorial Hardwood Forest:

Motor vehicles and snowmobiles may operate only on forest roads that are not posted closed and on forest trails that are designated for motorized use. No motorized travel is allowed off designated trails under any circumstances.

- operate a snowmobile with metal traction devices on paved public trails except as specifically allowed by state or local government.

Metal traction device means any metal device, or array of metal devices, attached to a snowmobile track to enhance traction. This includes metal components that extend more than

one-fourth inch from the bottom of the track. *Note: Metal cleats affixed perpendicular to the direction of travel of a 1981 or earlier snowmobile are not considered a metal traction device.*

Sunken Snowmobiles

Minnesota law requires snowmobiles and motor vehicles (including cars, trucks, watercraft and ATVs) that sink in a lake or river, be removed by the owner within 30 days. Owners must also notify the county sheriff within 48 hours. If the snowmobile or vehicle is not removed, the local unit of government can remove it and charge the owner two to five times the cost of removal.

Snowmobiling While Intoxicated (SWI)

Operating a snowmobile while under the influence of alcohol, a controlled substance or its metabolite, or other hazardous substance is unlawful. Operators who are impaired may be required to submit to tests by an enforcement officer to determine the presence of these substances. There is a separate additional criminal penalty for refusal to submit to the tests, and the person's snowmobiling privileges will be suspended for one year upon refusal. SWI convictions and refusals are recorded on the violator's driver's license record and may affect their driver's license privileges.

An operator who is found to be impaired or has an alcohol concentration of .08 or more, can be charged with a misdemeanor, gross misdemeanor, or felony level Driving While Intoxicated (DWI). Persons convicted of a misdemeanor will be subject to: up to \$1000 fine (plus surcharges); possible jail sentence; and loss of snowmobile operating privileges for one year.

In addition to the above misdemeanor penalties, the following gross misdemeanor penalty provisions may apply if the person has any prior DWI violations, has an alcohol concentration of .20 or more, or has a child under 16 years of age with them on the snowmobile:

- up to \$3,000 fine
- longer, mandatory jail time
- chemical use assessment and long-term monitoring programs
- loss of motor vehicle driver's license privileges
- motor vehicle plate impoundment of all motor vehicles owned or leased individually or jointly by the person
- forfeiture of the snowmobile, substantially higher fines, and mandatory jail time.

If a person has three or more DWI convictions or revocations in the last 10 years, or has a prior felony conviction, they can be sentenced to 3-7 years in jail, up to \$14,000 fine, or both. Longer license revocations would also be imposed.

Open Bottle Law

It is unlawful for a person to drink or consume alcoholic beverages when a snowmobile is operated on a roadway or shoulder of a roadway that is not a part of a designated snowmobile trail.

Speed Limits

It is unlawful to operate a snowmobile in excess of:

- 50 MPH on any public lands or waters
- the posted speed limits on a trail
- a speed greater than various trail, terrain and visibility conditions dictate
- the posted road speed limit or 50 MPH, whichever is LOWER, while operating in the ditch
- any governmental unit snowmobile speed limit. Governmental units include any city, county, municipality, township, or conservation district.

A county may enact a daytime 65 mph speed limit for marked trails on frozen lakes that are over 10,000 acres. The county would need to pass an ordinance and receive approval by the DNR Commissioner. Individual counties will have more information on the location and status of any designated 65 mph trails.

Accidents

Minnesota has worked hard to reduce snowmobiling accidents, injuries, and fatalities through education and safety training programs. The largest contributing factor to crashes is excessive speed, followed by alcohol usage.

If you are involved in a snowmobile accident that results in injury requiring medical attention, death, or damage of more than \$500, you must file an official accident report with the Department of Natural Resources **within 48 hours of the accident**. Accident report forms are available at www.mndnr.gov/enforcement or call 1-800-366-8917.

SEE WILD PLACES!

Subscribe free to the state's premier conservation magazine, Minnesota Conservation Magazine, published by the Department of Natural Resources. Every other month this magazine will bring you spectacular color photographs and stories about Minnesota's woods, waters, and wildlife. Call 888-646-6367 or go to www.mndnr.gov/magazine.



Enforcement

Conservation officers, state troopers, deputy sheriffs, police officers and other peace officers are responsible for the enforcement of Minnesota's snowmobile laws. Whenever an enforcement officer signals you, you must stop. Fleeing an enforcement officer is a felony and the snowmobile used may be forfeited.

Part of a conservation officer's duty is to ensure your safety while snowmobiling. If you need an enforcement officer, contact your nearest State Patrol dispatch center. Your local conservation officer can also be found at www.mndnr.gov/enforcement.

Penalties

Violation of most snowmobile statutes and rules are misdemeanors and carry a fine of up to \$1,000 and imprisonment for up to 90 days. Youth violations may result in snowmobile safety certificate suspension. Also, snowmobiles used in burglaries, fleeing a peace officer, or a second DWI, maybe subject to seizure and confiscation or forfeiture.

The owner or person in lawful control of a snowmobile is subject to penalties if he or she knowingly allows the snowmobile to be operated by someone physically or mentally unable to drive the vehicle safely, or is under the influence of drugs or alcohol.

A person operating a snowmobile with metal traction devices on any paved trail is guilty of a petty misdemeanor punishable by a civil penalty or criminal fine of \$50 for the first offense, \$200 for the second offense, and \$500 for the third or subsequent offense. Criminal fines will be subject to court surcharges and fees in addition to this penalty amount.

Anyone operating a snowmobile in violation of the Snowmobile State Trail Sticker law will be required to purchase an annual penalty sticker for \$31.00, in addition to any ticket or fine.

Training for Offenders

A person who is convicted of two or more speeding violations in a snowmobile season, or for careless or reckless operation, must successfully complete a snowmobile safety training course before operating a snowmobile.



STAY RIGHT! Trails are two-way, always watch out for others!

Minnesota Trespass Laws

Trespass is the most frequent complaint landowners have against snowmobilers. Always ask for permission before entering private land.



Respect private lands. **ASK FIRST!**

- Always ask first before entering private lands even if it's not posted. You will improve relationships between landowners and snowmobilers.
- Just because property isn't posted that doesn't mean you have a right to enter someone else's private property. The posted signs indicate the landowner's intention to prevent unauthorized entry.

If you violate Minnesota's trespass laws you will be guilty of a misdemeanor or gross misdemeanor, or may be charged with a civil penalty. A misdemeanor is punishable by fines of up to \$1,000 and a jail sentence of up to 90 days. Civil penalties range from \$50 for a first time violation to \$500 and loss of registration for a third violation.

You are guilty of a gross misdemeanor when you:

- knowingly disregard signs prohibiting trespass
- trespass after the landowner tells you not to
- violate the trespass law twice in three years.

If you are convicted of a gross misdemeanor, you will be subject to fines up to \$3,000 and up to one year in jail, your machine's registration will be null and void, and you will lose all hunting privileges for two years.

You must have permission to:

- enter posted land
- enter land inside the seven-county metro area that you do not own, unless given written or oral permission to ride on that land by the owner, occupant, or lessee, or unless signs are posted stating snowmobiling is allowed
- enter agricultural land. Agricultural land is land that is plowed or tilled; has standing crops or crop residue; is within a maintained fence for enclosing domestic livestock; is planted native or introduced hay land or grassland; or is planted to short rotation woody crops (hybrid poplar and other woody plants that are harvested for their fiber within 15 years of planting).

All planted grassland, hay land, and short rotation woody crop land meet the definition of agricultural land, including grasslands enrolled in the federal Conservation Reserve Program (CRP), Conservation Reserve Enhancement Program (CREP), or the state RIM Reserve Program. These lands do not need to be posted to prevent unauthorized trespass.

It is unlawful to:

- wound or kill another person's domestic animal or destroy private property
- pass through a closed gate without returning it to the original position
- stray off the groomed portions of marked state trails.

Game Laws Related to Snowmobiling

General Restrictions

- A person MAY transport an unloaded and uncased shotgun or rifle in a motor vehicle while: 1) at a shooting range with permission; 2) lawfully hunting on public or private land; or 3) traveling to or from a site the person intends to hunt that day or has hunted that day.
- However, a person MAY NOT transport an uncased shotgun or rifle within: 1) Anoka, Hennepin, or Ramsey counties; 2) an area where the discharge of a firearm is prohibited by ordinance; 3) a city with a population of 2,500 or more; 4) school grounds; or 5) game refuges; or 6) as regulated under shining and night vision laws.
- A handgun/pistol cannot be transported uncased without a valid permit to carry. See MN Hunting and Trapping Regulations Handbook for more detailed information.

It is unlawful to:

- use a snowmobile to chase, run over, or kill a wild animal
- shoot or attempt to shoot an animal from a snowmobile.

To reduce disturbance during prime hunting hours, a person possessing a valid deer license may operate a snowmobile during the firearms deer season only:

- before legal shooting hours (one-half hour before sunrise)
 - from 11 a.m. until 2 p.m.
 - after legal shooting hours (one-half hour after sunset).
- See page 30 for sunset/sunrise table.

Special Permits for Disabled Hunters

A permit may be issued to shoot from a standing snowmobile to a licensed hunter who has a permanent physical disability and is unable to step from a vehicle without the aid of wheelchair, crutches, braces, or other mechanical support or prosthetic device; or is required to use supplemental oxygen to assist breathing because they are unable to walk any distance because of a permanent lung, heart, or other internal disease. For more details contact the Department of Natural Resources Information Center in the Twin Cities (651) 296-6157, or toll free 1-888-MINNDNR (646-6367).

For More Information

For information on snowmobile trails; maps of state parks, forests, and state trails; weekly snow reports; and other information contact:

DNR Information Center
500 Lafayette Road
St. Paul, MN 55155-4040
Twin Cities: (651)296-6157
Toll-free 1-888-MINNDNR
(646-6367)

Hearing impaired
Twin Cities: (651)296-5484
Toll-free: 1-800-657-3929

DNR Web Site
www.mndnr.gov

For information about snowmobile registration contact:

DNR License Center
500 Lafayette Road
St. Paul, MN 55155-4026
(651)296-2316 • Toll-free: 1-800-285-2000

To report a violation contact:

Your local police department, sheriff's office, the state patrol, or a DNR conservation officer. Conservation officers are dispatched through the state patrol. To reach a conservation officer call your nearest state patrol headquarters.

For information on scheduled snowmobile safety classes in different areas throughout the state:

- www.mndnr.gov/snowmobiling
- DNR Information Center: Twin Cities (651) 296-6157
Toll-free 1-888-MINNDNR (646-6367)
- Snowmobile Safety Training Program Headquarters
Camp Ripley, Little Falls, MN: 1-800-366-8917.


Grant-In-Aid Program

The Grant-in-Aid Program is a cooperative effort between the Minnesota DNR, local governments, local snowmobile organizations, and private landowners who provide the majority of Minnesota’s 20,000 miles of snowmobile trails. Funded through snowmobile registration and Snowmobile State Trail Sticker fees and gas taxes, the grant-in-aid program helps local groups and clubs develop and maintain trails and recreation areas.

- Grant-in-aid trails are open each year from December 1 through April 1.
- Many grant-in-aid trails throughout the state run through private property. Stay on good terms with these landowners by staying on marked trails. Don’t jeopardize your ability to use private lands.
- Remember you need a Snowmobile State Trail Sticker when operating on grant-in-aid trails.

Sunrise/Sunset Table

- Times shown are Central Daylight Saving Time through November 1, 2009. Central Standard Time applies for all dates through March 14, 2010.
- The times in the table are for the longitudinal line running north and south through St. Paul. To use the table to find the sunrise or sunset hours of the area you wish to snow mobile, locate the area on the map below and add or subtract the minutes shown above the map to the time in the table.



2009						2010					
OCT.		NOV.		DEC.		JAN.		FEB.		MAR.	
Rise AM	Set PM	Rise AM	Set PM	Rise AM	Set PM	Rise AM	Set PM	Rise AM	Set PM	Rise AM	Set PM
7:11	6:54	6:51	5:02	7:31	4:33	1	7:52	4:42	7:33	5:21	6:52
7:12	6:52	6:53	5:00	7:32	4:33	2	7:52	4:43	7:32	5:22	6:50
7:13	6:51	6:54	4:59	7:33	4:33	3	7:52	4:44	7:31	5:24	6:48
7:14	6:49	6:55	4:58	7:34	4:32	4	7:52	4:45	7:30	5:25	6:46
7:16	6:47	6:57	4:56	7:35	4:32	5	7:51	4:46	7:29	5:27	6:45
7:17	6:45	6:58	4:55	7:36	4:32	6	7:51	4:47	7:27	5:28	6:43
7:18	6:43	6:59	4:54	7:37	4:32	7	7:51	4:48	7:26	5:29	6:31
7:19	6:41	7:01	4:53	7:38	4:32	8	7:51	4:49	7:25	5:31	7:39
7:21	6:40	7:02	4:51	7:39	4:32	9	7:51	4:50	7:23	5:32	7:37
7:22	6:38	7:04	4:50	7:40	4:32	10	7:50	4:52	7:22	5:34	7:36
7:23	6:36	7:05	4:49	7:41	4:32	11	7:50	4:53	7:20	5:35	7:34
7:25	6:34	7:06	4:48	7:42	4:32	12	7:50	4:54	7:19	5:37	7:32
7:26	6:32	7:08	4:47	7:43	4:32	13	7:49	4:55	7:18	5:38	7:30
7:27	6:31	7:09	4:46	7:44	4:32	14	7:49	4:56	7:16	5:39	7:28
7:28	6:29	7:10	4:45	7:44	4:32	15	7:48	4:58	7:15	5:41	7:26
7:30	6:27	7:12	4:44	7:45	4:32	16	7:48	4:59	7:13	5:42	7:25
7:31	6:25	7:13	4:43	7:46	4:33	17	7:47	5:00	7:12	5:44	7:23
7:32	6:24	7:14	4:42	7:46	4:33	18	7:46	5:01	7:10	5:45	7:21
7:34	6:22	7:16	4:41	7:47	4:33	19	7:46	5:03	7:08	5:46	7:19
7:35	6:20	7:17	4:40	7:48	4:34	20	7:45	5:04	7:07	5:48	7:17
7:36	6:19	7:18	4:39	7:48	4:34	21	7:44	5:05	7:05	5:49	7:15
7:38	6:17	7:20	4:39	7:49	4:35	22	7:43	5:07	7:04	5:51	7:13
7:39	6:16	7:21	4:38	7:49	4:35	23	7:42	5:08	7:02	5:52	7:11
7:40	6:14	7:22	4:37	7:50	4:36	24	7:42	5:10	7:00	5:53	7:10
7:42	6:12	7:24	4:36	7:50	4:37	25	7:41	5:11	6:59	5:55	7:08
7:43	6:11	7:25	4:36	7:50	4:37	26	7:40	5:12	6:57	5:56	7:06
7:44	6:09	7:26	4:35	7:51	4:38	27	7:39	5:14	6:55	5:58	7:04
7:46	6:08	7:27	4:35	7:51	4:39	28	7:38	5:15	6:53	5:59	7:02
7:46	6:07	7:28	4:34	7:51	4:39	29	7:37	5:17			7:00
7:48	6:05	7:30	4:34	7:51	4:40	30	7:36	5:18			6:58
7:50	6:03			7:51	4:41	31	7:35	5:19			6:56

Ride the Range with *Dave Karpik* Your Snowmobiling Getaway Guide



Podcast

Follow Dave Karpik from BLADE Motorsports around the Iron Range this winter for up-to-date trail conditions, grooming reports, trailside lodging specials and more at Dave.Ironrange.org AND download his podcasts to your iTunes browser.

Dave.ironrange.org

A Great Way to Getaway 800-777-8497

EXPLORE
Minnesota
OUTDOORS



For lodging specials, FREE Getaway Guide and
FREE Snowmobile Trail Map, call
800-777-8497 or visit ironrange.org.

Paid Advertisement



treadlight

Arctic Cat is a leader in both snow and ice.
100% Arctic Cat Snow Cat Snowmobile, 100% snowmobile of
Arctic Cat Inc., Trail, BC, Canada, V8N 1S1.



WORLD'S FASTEST SNOWMOBILES



From Oliver Hall's 137 mph run on a 2009 ZT Turbo
4-stroke to the fastest 2-stroke, the CTR 1000,
nobody builds faster sleds than Arctic Cat!



INDUSTRY-LEADING HORSEPOWER

For those who demand more horsepower than ever,
Arctic Cat leads the industry with the ZT Turbo
4-stroke, the 1000 2-stroke and the new R.O. 800.

THE FOUR CORNERSTONES THAT BUILT THE BEST RIDING EXPERIENCE ON SNOW.

Find out more at arcticcat.com



EXPERT-GRADE MOUNTAIN SLEDS



For the best riders, whose nirvana is found
in the sleep and deep, accept nothing less
than the Arctic Cat M Series.



BODY-SAVING HIDE TECHNOLOGY

For those who want the best, most comfortable
ride imaginable, an independent test proves
Arctic Cat has the smoothest ride in the industry.

Paid Advertisement