

BLACK CHILDREN

IN

SUBSTITUTE CARE

PREPARED BY

SOCIAL SERVICE RESEARCH AND STATISTICS

MINNESOTA DEPARTMENT OF HUMAN SERVICES

4TH FLOOR CENTENNIAL OFFICE BUILDING

ST PAUL, MINNESOTA 55155

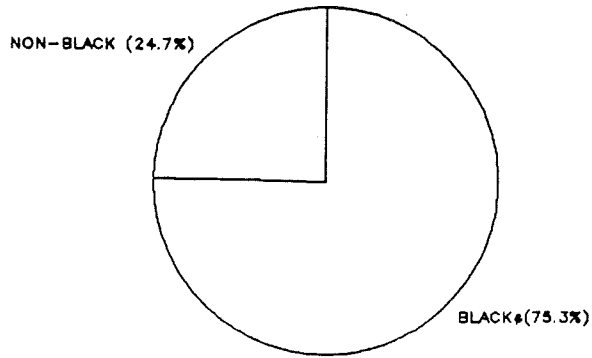
8/20/84

ONE FOURTH OF THE 210 BLACK CHILDREN IN FOSTER FAMILY HOMES
RESIDE WITH NON-BLACK FAMILIES

RACE OF FOSTER FAMILY

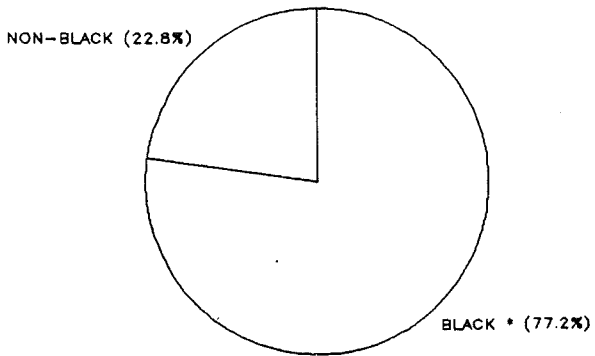
STATEWIDE

N = 198 * 11.1% with relatives



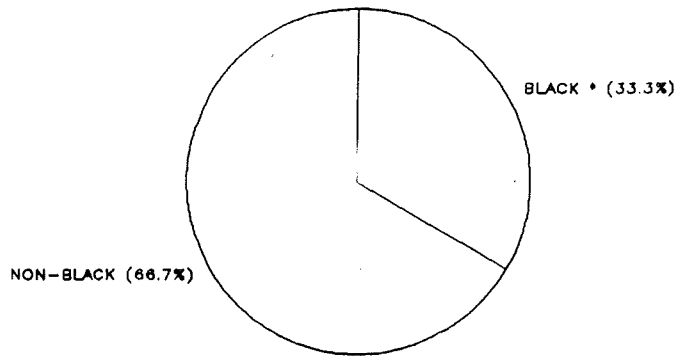
URBAN

N = 189 * 11.1% with relatives



RURAL

N = 9 * 11.1% with relatives



BLACK CHILDREN IN SUBSTITUTE CARE ON 2/20/84

	<u>TOTAL</u>	<u>URBAN</u>	<u>RURAL</u>
TOTAL BLACK CHILDREN IN SUBSTITUTE CARE	318	291	27

<u>AGE</u>	<u>318</u>	<u>291</u>	<u>27</u>
UNDER 5 YEARS	13.5%	13.7%	11.1%
5 TO 9 YEARS	14.5%	14.4%	14.8%
10 TO 14 YEARS	28.9%	29.2%	25.9%
15 TO 19 YEARS	42.8%	42.3%	48.1%
20 YEARS OLD	0.3%	0.3%	0.0%

<u>SEX</u>	<u>310</u>	<u>283</u>	<u>27</u>
MALE	50.6%	50.2%	53.6%
FEMALE	49.4%	49.8%	44.4%

<u>LEGAL STATUS</u>	<u>270</u>	<u>243</u>	<u>27</u>
PARENTS/OTHER CARETAKER	13.3%	9.9%	44.4%
AGENCY/CHILD NOT FREE FOR ADOPTION	26.3%	25.1%	37.0%
STATE (Dependent/neglected ward)	34.1%	35.8%	18.5%
PRIVATE AGENCY (Depd/negl ward)	0.0%	0.0%	0.0%
INDIAN TRIBAL COURT (ward)	0.0%	0.0%	0.0%
OTHER	26.3%	29.2%	0.0%

<u>SUBSTITUTE CARE GOAL</u>	<u>260</u>	<u>235</u>	<u>25</u>
RETURN CHILD TO OWN HOME	21.9%	20.0%	40.0%
ADOPTION	6.5%	6.4%	8.0%
LONG-TERM FOSTER CARE	30.4%	29.4%	40.0%
OTHER	41.2%	44.3%	12.0%

TOTAL = ALL 87 COUNTIES

URBAN = HENNEPIN, RAMSEY, & ST LOUIS COUNTIES

RURAL = REMAINING 84 COUNTIES

NOTE 1: Hennepin as of 12/31/83

NOTE 2: The total number of reported cases within a variable category (e.g. legal status) is frequently less than the grand total of children in substitute care because of the number of "unknowns" within that category.

BLACK CHILDREN IN SUBSTITUTE CARE ON 2/20/84

	<u>TOTAL</u>	<u>URBAN</u>	<u>RURAL</u>
TOTAL BLACK CHILDREN IN SUBSTITUTE CARE	318	291	27

<u>CONTINUOUS TIME IN SUBSTITUTE CARE</u>	<u>318</u>	<u>291</u>	<u>27</u>
LESS THAN 1 YEAR	41.5%	41.9%	37.0%
1 YEAR BUT LESS THAN 2 YEARS	16.0%	15.8%	18.5%
2 YEARS BUT LESS THAN 3 YEARS	12.9%	12.4%	18.5%
3 YEARS BUT LESS THAN 5 YEARS	7.5%	7.2%	11.1%
5 YEARS OR MORE	22.0%	22.7%	14.8%

<u>NUMBER OF PLACEMENTS DURING LAST THREE YEARS CONTINUOUS CARE</u>	<u>285</u>	<u>261</u>	<u>24</u>
1 PLACEMENT	60.4%	59.8%	66.7%
2 PLACEMENTS OR MORE	39.6%	40.2%	33.3%

<u>LIVING ARRANGEMENT</u>	<u>315</u>	<u>289</u>	<u>26</u>
FOSTER FAMILY HOME	66.7%	67.5%	57.7%
ADOPTIVE HOME (Not Finalized)	2.9%	2.8%	3.8%
GROUP HOME	6.3%	5.2%	19.2%
EMERGENCY SHELTER	5.7%	5.9%	3.8%
CHILD CARE FACILITY	13.3%	13.1%	15.4%
INDEPENDENT LIVING	4.1%	4.5%	0.0%
RUNAWAY OR OTHER	1.0%	1.0%	0.0%

TOTAL = ALL 87 COUNTIES

URBAN = HENNEPIN, RAMSEY, & ST LOUIS COUNTIES

RURAL = REMAINING 84 COUNTIES

NOTE 1: Hennepin as of 12/31/83

NOTE 2: The total number of reported cases within a variable category (e.g. legal status) is frequently less than the grand total of children in substitute care because of the number of "unknowns" within that category.

BLACK CHILDREN IN SUBSTITUTE CARE ON 2/20/84

	<u>TOTAL</u>	<u>URBAN</u>	<u>RURAL</u>
TOTAL BLACK CHILDREN IN SUBSTITUTE CARE	318	291	27
<u>PRIMARY REASON FOR MOST RECENT</u>			
<u>REMOVAL OF CHILD FROM OWN HOME</u>	<u>261</u>	<u>235</u>	<u>26</u>
CHILD RELATED CONDUCT/CONDITION	27.6%	25.1%	50.0%
UNABLE TO PROTECT FROM MORE ABUSE/NEGLECT	13.0%	13.2%	11.5%
OTHER FAMILY/HOUSING/FINANCIAL PROBLEM	1.5%	1.3%	3.8%
PARENT/CARETAKER RELATED CONDUCT/CONDITION	57.9%	60.4%	34.6%
<u>DISABLING CONDITIONS</u>			
<u>CHILDREN WITH 1 OR MORE DISABLING COND.</u>	<u>35.5%</u>	<u>35.1%</u>	<u>40.7%</u>
<u>CHILDREN WITH NO KNOWN DISABLING COND.</u>	<u>56.6%</u>	<u>57.0%</u>	<u>51.9%</u>
<u>CHILDREN WITH DISABILITY STATUS UNKNOWN</u>	<u>7.9%</u>	<u>7.9%</u>	<u>7.4%</u>
<u>NUMBER OF CHILDREN BY DISABILITY TYPE</u>			
(Duplicated count across disabilities)	<u>188</u>	<u>172</u>	<u>16</u>
MENTAL RETARDATION	50	42	8
EMOTIONAL DISTURBANCE	62	60	2
HEARING, SPEECH, SIGHT IMPAIRMENT	14	12	2
PHYSICAL DISABILITY	22	21	1
SPECIFIC LEARNING DISABILITY	28	28	0
OTHER CLINICALLY DIAGNOSED CONDITION	12	9	3
<u>GEOGRAPHIC LOCATION OF PLACEMENT</u>			
<u>IN COUNTY OF FINANCIAL RESPONSIBILITY</u>	<u>74.5%</u>	<u>79.2%</u>	<u>23.1%</u>
<u>IN OTHER MINNESOTA COUNTY</u>	<u>25.2%</u>	<u>20.4%</u>	<u>76.9%</u>
<u>OUT OF MINNESOTA</u>	<u>0.3%</u>	<u>0.4%</u>	<u>0.0%</u>

TOTAL = ALL 87 COUNTIES

URBAN = HENNEPIN, RAMSEY, & ST LOUIS COUNTIES

RURAL = REMAINING 84 COUNTIES

NOTE 1: Hennepin as of 12/31/83

NOTE 2: The total number of reported cases within a variable category (e.g. legal status) is frequently less than the grand total of children in substitute care because of the number of "unknowns" within that category.

LOCATION OF BLACK CHILDREN IN SUBSTITUTE CARE 2/20/84

<u>COUNTIES WITH ONE OR MORE BLACK CHILDREN IN SUBSTITUTE CARE</u>	<u>NUMBER OF BLACK CHILDREN IN SUBSTITUTE CARE</u>
STATE (15)	318
METRO (6)	303
ANOKA	3
DAKOTA	12
HENNEPIN	167
RAMSEY	117
SCOTT	2
WASHINGTON	4
NON-METRO (9)	15
CARLTON	1
CLAY	1
HOUSTON	1
LAKE	1
MOWER	1
CLMSTED	1
ST LOUIS	7
STEARNS	1
TODD	1

NOTE 1: Hennepin as of 12/31/83

NOTE 2: Numbers in () represent count of COUNTIES with black children in substitute care on 2/20/84