

## AGRICULTURE DEPT

## Agency Profile

### Agency Purpose

The mission of the Minnesota Department of Agriculture (MDA) is to enhance Minnesotans' quality of life by ensuring the integrity of our food supply, the health of our environment, and the strength of our agricultural economy. MDA activities help ensure that Minnesota agricultural activities are orderly, safe, and competitive. The importance of this mission is underscored by the following facts:

- More than half of the state's total land area is farmland.
- Agriculture and its related industries make up the state's second largest economic sector, accounting for about 15% of all Minnesota jobs.
- More than 80% of all agricultural jobs are off-farm: in processing, distribution, supply, and service activities.
- Minnesota's agricultural exports bring in nearly \$4 billion to the state each year, ranking sixth in the nation. The state ranks first in turkey exports and in the top ten in milk, soybeans, pork and many other commodities.

### At a Glance

#### Protection Services

- Dairy and food activities such as regulatory inspections and enforcement, surveillance sampling, special investigations, consumer protection, and educational outreach.
- Pesticide and fertilizer management activities such as regulation, water quality protection, research, emergency response and remediation.
- Plant protection activities such as inspection, pest exclusion, certification and auditing.
- Laboratory services such as biological, chemical and toxicological analyses and scientific consulting.

#### Ag Marketing & Development

- Ag marketing services such as domestic and international market research, commodities promotion, licensing of livestock purchasers,

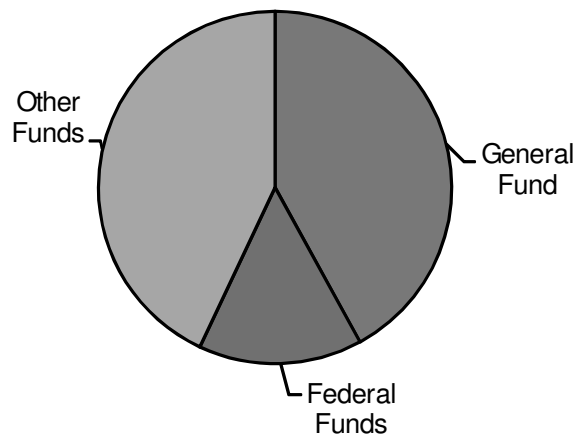
profitability assistance for dairy producers, development assistance for biofuels initiatives and management of the Minnesota Grown Program

- Ag development activities such as research projects, technical assistance, financial assistance, and promotion of entrepreneurial and value-added agricultural activities.

#### Assistance Program and Agency-level Leadership

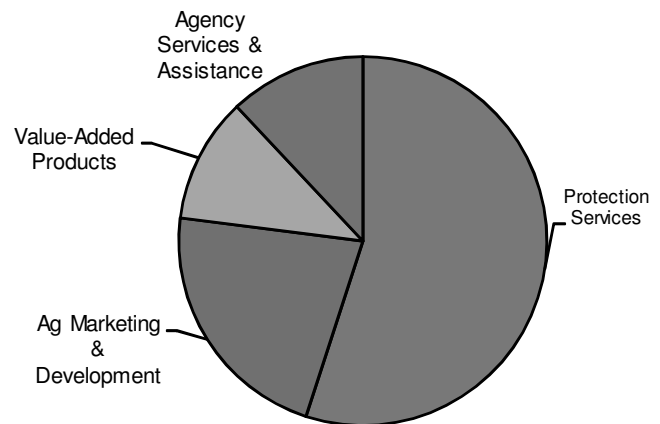
- Legislatively directed grant and assistance programs such as ethanol producer payments, NextGen energy grants and aid to county fairs and other agricultural societies.
- Outreach to ag industries and consumers.
- Coordination of activities within MDA and with other agencies and organizations.

Est. FY 2010-11 Expenditures by Fund



Source: Consolidated Fund Statement.

Est. FY 2010-11 Expenditures by Activity



Source: Minnesota Accounting and Procurement System

## Strategies

From the farm to your family, the MDA ensures that Minnesota agricultural products used in production or available for consumption meet or exceed regulatory standards. These standards are set by state and federal laws that ensure the quality of products and the safety of food. To accomplish its mission, the department utilizes the following two strategies:

To ensure the safety and integrity of products, the department **conducts onsite inspections throughout the state**. The department's main offices are in Saint Paul. However, since most of the regulatory and promotion services it provides require face to face contact with our farmers, producers, and consumers, almost half of its staff are scattered throughout the state in the areas they serve. Inspectors are responsible for on-site inspections of facilities. These inspections ensure that the agricultural products and processes meet applicable standards for quality and integrity. For example, the fertilizer used on lawns must meet quality standards just as the fertilizer used in production agriculture. Milk is also inspected at many points, from the farm, to the milk plant, to the supermarkets. Sustainable agricultural practices, such as biological control of weeds and pests, benefit not only the farmers but the consumers in urban shopping malls as well.

The department also aims to strengthen the agricultural economy by **helping farmers and agribusinesses market their products in an increasingly competitive global marketplace**. Since Minnesota produces more food and agricultural products than its citizens can consume, it must focus on marketing strategies that encourage exports to other states and countries. The MDA plays a lead role in helping the state's farmers and agricultural businesses build trade relationships with potential customers in other states and countries. The MDA encourages value-added activities and the development of new domestic markets for existing agriculture products, and it works with other state offices to stimulate international exports of Minnesota-grown agricultural products.

## Operations

The **Protection Services Program** provides regulatory oversight for agricultural products from the farm to retail stores. Many of these regulatory activities touch consumers' everyday lives. For example, the MDA protects consumers by inspecting food and dairy products, dairy farms, food processing facilities, grocery stores, and even food stands at the Minnesota State Fair. The MDA also regulates, inspects and analyzes animal feed, fertilizers and pesticides; it performs laboratory analysis on food products and inspects fresh produce moving into or out of Minnesota. The MDA helps protect the environment by monitoring surface and ground water for possible contaminants and by preventing the establishment of destructive tree and plant pests such as gypsy moths.

The **Agricultural Marketing and Development Program** helps sustain and enhance farmers' economic and environmental well-being through a number of services. The program develops and tests new farming practices that help minimize environmental impacts, educates farmers about these practices and encourages their implementation with education and technical assistance. The program also helps the state's agricultural community expand existing markets and develop new markets for Minnesota agricultural products. This includes developing international trade opportunities, promoting a program to encourage consumers to buy locally-grown food, and encouraging value-added activities.

The **Administrative Services Program** provides leadership and administrative support to the agency, gathers important statistical information for the farm sector, and offers grants and assistance to individuals and organizations. This program provides overall leadership and coordination of agency efforts. It coordinates communication with internal and external stakeholders including farmers, media, and other government bodies. It provides fiscal oversight to the department and provides important information on employment and benefits to employees. Producers use the statistical information gathered by our joint federal/state division of Ag Statistics to learn about important trends in their industry.

## Budget Trends

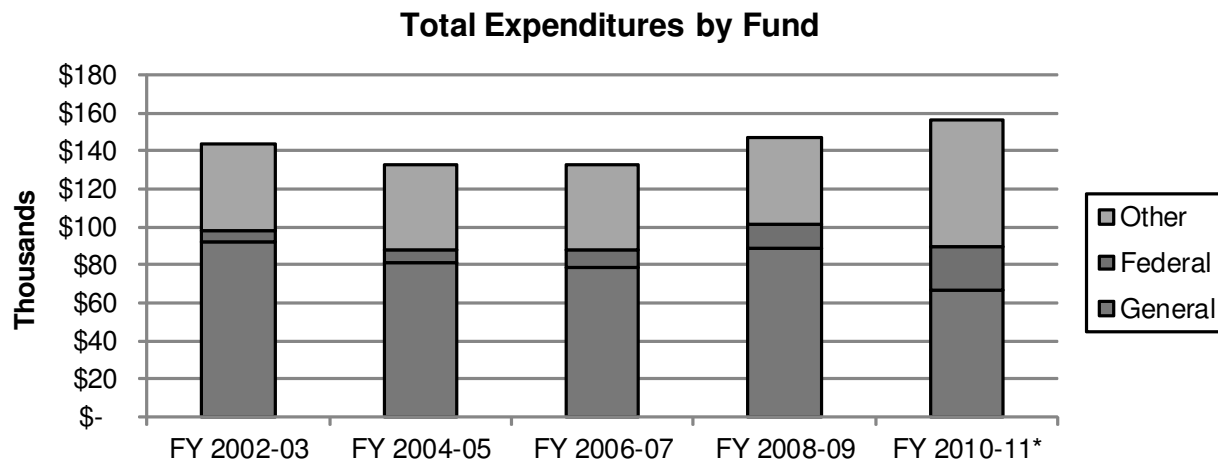
The MDA budget comes from many sources, each with its own trends and limitations.

The state's general fund currently provides roughly 40% of the agency's budget. This percentage has been significantly reduced by recent budget-balancing laws. Not counting one-time appropriations in the previous (2008-2009) biennium, the 2010-2011 budget was reduced approximately 17% from base spending levels.

Roughly one-third of the current general fund budget is passed through in ethanol producer payments and other, smaller assistance programs. The remainder is for the agency's operations. Some of the agency's regulatory programs collect fees that are deposited in the general fund to defray the cost of general fund-supported protection services that benefit the entire population of the state.

Dedicated funds spent by the MDA come mostly from fee revenues, which are dedicated to be used on the activities for which they were collected. Revenues into these accounts vary with economic trends and the weather. Most dedicated money is deposited in the Agricultural Fund and is appropriated to the agency only for activities specified in statute. While fee revenues have remained fairly steady and a few rates have increased recently, the largest recent budget increase has been the more than \$10 million from the Clean Water and Outdoor Heritage Funds generated by the sales tax increase approved by voters through an amendment to the Minnesota State Constitution.

Federal funds have increased in recent years, especially for programs related to food safety, though there is no indication that this trend will continue.



\* FY 2010-11 is estimated, not actual. Source: Consolidated Fund Statement.

In addition to the above, the MDA manages several agricultural loan programs. Loan programs for beginning farmers, livestock development and other improvements fall under the oversight of the Rural Finance Authority, which is created in statute and staffed by the MDA. These programs are funded with user-financed state bonds and dedicated revolving funds. Agricultural Best Management Practices (AgBMP) loans, for water quality-related improvements, are funded with appropriations to the MDA and Federally-supported funds managed by the Minnesota Public Facilities Authority. Loan funds currently managed by the MDA total approximately \$160 million.

The following are external factors affecting MDA's operations:

**Increased focus on food safety** – The American public has become increasingly more attentive to food safety. This has increased MDA's responsibilities as it responds to meet these high expectations while simultaneously navigating increasingly complex and varied supply chains and sourcing arrangements.

**Globalization** – The increasing global movement of people and goods has created new marketing opportunities for Minnesota farm products, but it has also introduced new logistical and service challenges in the form of increases in demand for certain export services, regulation of imported foods and control of invasive pests.

**Growth of interest in local and organic foods** – As public tastes and preferences change, MDA has stepped up its efforts to link consumers with local, Minnesota Grown foods. The department has also worked with organic growers to take advantage of growing market opportunities.

**Environmental issues** – As societal expectations regarding the environment and land use evolve, MDA has worked to help farmers maximize productivity while protecting soil and water resources for future generations. MDA has increased its activities and responsibilities in areas, such as water monitoring, on-farm resource management and development of best-management practices for pesticide and fertilizer use.

**Renewable energy** – There is a growing understanding that America's reliance on fossil fuels cannot go on indefinitely. This has driven MDA to promote the use of environmentally-friendly renewable fuels, such as ethanol and biodiesel, and work with the University of Minnesota and other institutions to determine the safety and usefulness of higher blends of these fuels.

### Contact

MDA's website: <http://www.mda.state.mn.us> contains information on each of the divisions in the agency, licensing information, food recall information, and more. For more information, contact the Office of the Commissioner at 651-201-6015.

Dollars in Thousands					
	Current		Forecast Base		Biennium
	FY2010	FY2011	FY2012	FY2013	2012-13
<b><u>Direct Appropriations by Fund</u></b>					
<b>General</b>					
Current Appropriation	33,926	36,077	36,077	36,077	72,154
<b>Forecast Base</b>	<b>33,926</b>	<b>36,077</b>	<b>36,819</b>	<b>36,819</b>	<b>73,638</b>
Change		0	742	742	1,484
% Biennial Change from 2010-11					5.2%
<b>Miscellaneous Special Revenue</b>					
Current Appropriation	0	40	0	0	0
<b>Forecast Base</b>	<b>0</b>	<b>40</b>	<b>0</b>	<b>0</b>	<b>0</b>
Change		0	0	0	0
% Biennial Change from 2010-11					-100%
<b>Remediation Fund</b>					
Current Appropriation	388	388	388	388	776
<b>Forecast Base</b>	<b>388</b>	<b>388</b>	<b>388</b>	<b>388</b>	<b>776</b>
Change		0	0	0	0
% Biennial Change from 2010-11					0%
<b>Outdoor Heritage</b>					
Current Appropriation	2,000	0	0	0	0
<b>Forecast Base</b>	<b>2,000</b>	<b>0</b>	<b>0</b>	<b>0</b>	<b>0</b>
Change		0	0	0	0
% Biennial Change from 2010-11					-100%
<b>Clean Water</b>					
Current Appropriation	3,790	5,170	5,170	5,170	10,340
<b>Forecast Base</b>	<b>3,790</b>	<b>5,170</b>	<b>0</b>	<b>0</b>	<b>0</b>
Change		0	(5,170)	(5,170)	(10,340)
% Biennial Change from 2010-11					-100%
<b><u>Expenditures by Fund</u></b>					
<b>Direct Appropriations</b>					
General	33,553	36,883	36,539	36,539	73,078
Miscellaneous Special Revenue	0	40	0	0	0
Remediation Fund	359	466	388	388	776
Outdoor Heritage	1,943	57	0	0	0
Clean Water	694	6,009	0	0	0
<b>Open Appropriations</b>					
Remediation Fund	1,560	2,324	2,000	2,000	4,000
<b>Statutory Appropriations</b>					
Clean Water Revolving Fund	2,246	5,105	5,105	5,105	10,210
Miscellaneous Special Revenue	7,977	4,991	4,971	5,023	9,994
Agriculture Fund	19,469	23,575	24,185	24,454	48,639
Federal	6,946	8,628	8,886	8,212	17,098
Federal Stimulus	69	0	0	0	0
Rural Finance Administration	60	900	1,004	354	1,358
Miscellaneous Agency	59	119	62	62	124
Gift	63	47	34	32	66
<b>Total</b>	<b>74,998</b>	<b>89,144</b>	<b>83,174</b>	<b>82,169</b>	<b>165,343</b>

<i>Dollars in Thousands</i>					
	<b>Current</b>		<b>Forecast Base</b>		<b>Biennium</b>
	<b>FY2010</b>	<b>FY2011</b>	<b>FY2012</b>	<b>FY2013</b>	<b>2012-13</b>
<b><u>Expenditures by Category</u></b>					
Total Compensation	30,721	34,819	34,177	34,404	68,581
Other Operating Expenses	21,700	27,436	23,382	22,806	46,188
Capital Outlay & Real Property	22	0	0	0	0
Payments To Individuals	567	510	538	538	1,076
Local Assistance	15,549	17,243	18,423	18,419	36,842
Other Financial Transactions	6,439	9,136	6,654	6,002	12,656
<b>Total</b>	<b>74,998</b>	<b>89,144</b>	<b>83,174</b>	<b>82,169</b>	<b>165,343</b>
<b><u>Expenditures by Program</u></b>					
Protection Service	41,757	48,502	44,441	44,000	88,441
Promotion & Marketing	12,865	16,423	13,357	12,725	26,082
Value-Added Products	9,948	9,948	14,718	14,718	29,436
Admin & Financial Assist	10,428	14,271	10,658	10,726	21,384
<b>Total</b>	<b>74,998</b>	<b>89,144</b>	<b>83,174</b>	<b>82,169</b>	<b>165,343</b>
<b><i>Full-Time Equivalents (FTE)</i></b>	<b>419.9</b>	<b>398.1</b>	<b>394.1</b>	<b>393.8</b>	

**Program Description**

The purpose of the Protection Services Program is to protect the state's citizens and environment by ensuring the quality, integrity and safety of agricultural and horticultural products that are produced and used in Minnesota.

**Budget Activities**

This program includes the following budget activities:

- Pesticide and Fertilizer Management
- Plant Protection
- Dairy and Food Inspection
- Laboratory Services

# AGRICULTURE DEPT

## Program: PROTECTION SERVICE

## Program Summary

*Dollars in Thousands*

	Current		Forecast Base		Biennium
	FY2010	FY2011	FY2012	FY2013	2012-13
<b><u>Direct Appropriations by Fund</u></b>					
<b>General</b>					
Current Appropriation	12,357	11,728	11,728	11,728	23,456
<b>Technical Adjustments</b>					
Approved Transfer Between Appr			366	366	732
Current Law Base Change			25	25	50
Operating Budget Reduction			(40)	(40)	(80)
<b>Forecast Base</b>	<b>12,357</b>	<b>11,728</b>	<b>12,079</b>	<b>12,079</b>	<b>24,158</b>
<b>Remediation Fund</b>					
Current Appropriation	388	388	388	388	776
<b>Forecast Base</b>	<b>388</b>	<b>388</b>	<b>388</b>	<b>388</b>	<b>776</b>
<b>Outdoor Heritage</b>					
Current Appropriation	2,000	0	0	0	0
<b>Forecast Base</b>	<b>2,000</b>	<b>0</b>	<b>0</b>	<b>0</b>	<b>0</b>
<b>Clean Water</b>					
Current Appropriation	1,790	2,670	2,670	2,670	5,340
<b>Technical Adjustments</b>					
One-time Appropriations			(2,670)	(2,670)	(5,340)
<b>Forecast Base</b>	<b>1,790</b>	<b>2,670</b>	<b>0</b>	<b>0</b>	<b>0</b>
<b><u>Expenditures by Fund</u></b>					
<b>Direct Appropriations</b>					
General	12,860	12,432	12,079	12,079	24,158
Remediation Fund	359	466	388	388	776
Outdoor Heritage	1,943	57	0	0	0
Clean Water	694	3,459	0	0	0
<b>Open Appropriations</b>					
Remediation Fund	1,560	2,324	2,000	2,000	4,000
<b>Statutory Appropriations</b>					
Miscellaneous Special Revenue	685	1,057	1,023	988	2,011
Agriculture Fund	17,919	22,429	22,498	22,764	45,262
Federal	5,678	6,161	6,393	5,721	12,114
Miscellaneous Agency	59	117	60	60	120
<b>Total</b>	<b>41,757</b>	<b>48,502</b>	<b>44,441</b>	<b>44,000</b>	<b>88,441</b>



**AGRICULTURE DEPT**

## Program: PROTECTION SERVICE

## Program Summary

*Dollars in Thousands*

	<b>Current</b>		<b>Forecast Base</b>		<b>Biennium</b>
	<b>FY2010</b>	<b>FY2011</b>	<b>FY2012</b>	<b>FY2013</b>	<b>2012-13</b>
<b><u>Expenditures by Category</u></b>					
Total Compensation	22,415	25,968	25,476	25,649	51,125
Other Operating Expenses	17,295	22,347	18,965	18,351	37,316
Capital Outlay & Real Property	22	0	0	0	0
Local Assistance	2,025	130	0	0	0
Other Financial Transactions	0	57	0	0	0
<b>Total</b>	<b>41,757</b>	<b>48,502</b>	<b>44,441</b>	<b>44,000</b>	<b>88,441</b>
<b><u>Expenditures by Activity</u></b>					
Pesticide & Fertilizer Mgmt	13,466	19,399	15,502	15,613	31,115
Plant Protection	8,291	7,283	7,317	7,080	14,397
Dairy & Food Inspection	11,444	12,753	12,287	11,965	24,252
Laboratory Services	8,556	9,067	9,335	9,342	18,677
<b>Total</b>	<b>41,757</b>	<b>48,502</b>	<b>44,441</b>	<b>44,000</b>	<b>88,441</b>
<b>Full-Time Equivalents (FTE)</b>	<b>315.3</b>	<b>314.8</b>	<b>311.0</b>	<b>311.0</b>	

**Activity at a Glance**

- Issued nearly 30,000 licenses and certifications to pesticide applicators, dealers, and fertilizer companies.
- Purchased a liquid chromatograph mass spectrometer that can detect a much broader suite of agricultural chemicals at potentially lower concentrations.
- Registered 13,000 pesticide products.
- Collected over 1,000 pesticide samples for water quality measurements, such as trend analysis for ground and surface water in urban and rural areas of the state.
- Assisted the U.S. Environmental Protection Agency on the south Minneapolis residential soil contamination site/arsenic cleanup of more than 400 homes.
- Permitted over 640 ag chemical and 340 anhydrous ammonia storage sites.
- Certified 50 manure testing laboratories.
- Responded to over 250 agricultural incidents such as chemical spills and anhydrous ammonia releases.
- Surveyed over 4,000 producers and 1.8 million acres of corn, soybeans, wheat and hay for pesticide use.
- Disposed of more than 260,000 lbs of waste pesticide.

**Activity Description**

The Pesticide and Fertilizer Management (PFM) division regulates pesticides and fertilizers within Minnesota including matters relating to registration, labeling, distribution, sale, storage, handling, use, application, or disposal. This encourages fair competition, product quality assurances for customers, as well as protection of human health and the environment. To accomplish this responsibility, the division uses a range of regulatory and voluntary programs.

**Population Served**

Minnesota citizens, agricultural producers, and industries benefit from PFM activities. PFM activities directly affect agriculture, and help protect Minnesota's land and water resources. Many regulated activities occur in urban areas since pesticide and fertilizer products are used on many kinds of property, including residential, commercial, public and private buildings and lands. The division works directly with other states, the federal government, and other countries to facilitate uniform regulatory programs.

**Services Provided**

PFM has responsibilities in five categories:

- Traditional pesticide and fertilizer regulation;
- Water quality protection;
- Pesticide and fertilizer emergency response and remediation;
- Waste pesticide disposal; and,
- Administration of Clean Water Funds to support research and demonstration projects and to enhance

efforts for groundwater and surface water monitoring for agricultural chemicals.

Regulatory strategies include education, training, monitoring, licensing, permitting, and promotion of voluntary practices along with inspection, investigation, and enforcement activities. In addition, the PFM division promotes voluntary best management practices (BMPs) for the protection of water quality.

The traditional mission of the division has been to ensure that pesticides and fertilizers were properly labeled and met legal criteria. This provided fair competition for the industry and guaranteed product quality for farmers and consumers. This mission is still important, but there is an increasing emphasis on water quality protection, proper product use and sale in urban areas. Tasks have become increasingly complex because of the associated public health and environmental risk concerns.

The division conducts a variety of fixed facility inspections for pesticides and fertilizers. Products are registered and individuals, sites and companies are certified, licensed or permitted. Education and compliance workshops communicate and update legal requirements or voluntary practices to clientele. Water quality monitoring is conducted for ground and surface waters. The division administers remediation and response to agricultural chemical incidents using the state Superfund (Minnesota's environmental response and liability program, managed by the Minnesota Pollution Control Agency) or an industry-supported funding program. Additionally, the division facilitates property transfers by the oversight of environmental site assessments and voluntary site remediation.

## AGRICULTURE DEPT

**Program: PROTECTION SERVICE**

**Activity: PESTICIDE & FERTILIZER MANAGEMENT**

**Narrative**

PFM is using Clean Water Funds to support research and demonstration projects and to enhance efforts for groundwater and drinking water protection and pesticide monitoring. Research and demonstration projects provide more precise information on non-point source contributions to impaired waters and empirically validate BMPs. These projects aim to better understand agriculture's contribution to impairments and what specific BMPs need to be implemented to actually improve water quality.

PFM has been monitoring the state's water resources for more than 20 years. The purpose of the MDA's monitoring activities has been to determine the identity, concentration, and frequency of detections of pesticides and nutrients in Minnesota's ground and surface waters. Over that time the MDA monitoring efforts have been viewed as an unbiased source of water quality data by stakeholders of vastly different background and missions including regulatory agencies, farm organizations, environmental organizations, academic entities, and individual farmers. Clean Water funding has increased analytical capacity by providing funds to purchase an instrument capable of detecting a broader suite of chemicals and hiring chemists to process and analyze additional samples.

### Historical Perspective

Since at least the 1980s, public interest in and concerns about environmental issues regarding pesticides and fertilizers has greatly increased. The revision of the Minnesota Pesticide Control Law in 1987 and the passage of the Comprehensive Groundwater Protection Act of 1989 resulted in significant and broad new responsibilities for the division. Programs, such as waste pesticide collection, emergency response, Superfund authority, agricultural chemical cleanup reimbursement, water quality monitoring, and increased applicator licensing and certification of applicators, added not only a heavy workload but a changed focus to the services provided by the division. These programs also require highly technical and scientifically based regulatory action.

In late 2005, the MDA reorganized. Pesticide and fertilizer programs, formerly a significant component of the Agronomy and Plant Protection Division were separated into a single division and renamed the Pesticide and Fertilizer Management (PFM) Division.

MDA has been a leader in developing programs that respond effectively to new challenges. Programs such as Agriculture Chemical Response and Reimbursement Account (ACRRA) program, waste pesticide collections, ground and surface water monitoring programs are nationally recognized for their effectiveness and innovation. In 2008 the division successfully transitioned to a single entry, all electronic inspection system that also serves as a document management system.

Recent legislative changes have increased the division's role in nonpoint pesticide and fertilizer research, BMP promotion, monitoring and Total Maximum Daily Load (TMDL) activities. Increased fertilizer fees support the Agricultural Fertilizer Research and Education Council's activities. Clean Water Funds are used to support increased program activities to understand and address ground and surface water impacts from nutrients, pesticides and agriculture.

### Key Activity Goals & Measures

- Minnesota will have sustainable, strong economic growth. The agricultural sector drives the economy in much of the state. The sound regulation of pesticides and fertilizers supports this economic growth by providing consumers with confidence in food quality and safety.

Pesticide license applications will be increasingly processed electronically. In 2008 - 2010 electronic pesticides licenses application and issuance increased 15%.

Since 2008, PFM regulatory activities have migrated to a paperless inspection and documentation system.

- **Minnesotans will improve the quality of the air, water and earth.**  
Pesticides and fertilizer are used in many ways to protect landscapes from pests and improve the quality of Minnesota's environment. The promotion of BMPs, along with sound regulations on the use, handling and storage of these materials, provides for the protection of the environment.

## AGRICULTURE DEPT

**Program: PROTECTION SERVICE**

**Activity: PESTICIDE & FERTILIZER MANAGEMENT**

**Narrative**

The Agricultural Fertilizer Research and Education Council funded nine research projects in 2008 and an additional seven projects in 2009 to better understand the dynamics of fertilizer in crop production and fertilizer fate.

Clean Water Research projects to increase the understanding of agricultural impacts on water quality. This will be accomplished through increasing the number of projects, which totaled four (a total of \$800,000 in FY 2007) and nine (a total of \$1.1 million) in FY 2008-09.

- **Minnesotans will conserve natural resources to give future generations a healthy environment and a strong economy.**

The promotion of BMPs, the use of pesticides and fertilizer when needed and the regulatory oversight of the use, handling and storage of these materials benefit Minnesotans while providing the protection of human health and the environment.

The number of farms participating in nutrient initiative demonstrations has risen from 17 in 2008, to 35 in 2009, and to 50 in 2010.

In federal FY 2010, 81% of pesticide misuse cases were processed in less than six months from the time of notification.

In federal FY 2010, 100% of the pesticides misuse cases involving human or animal exposure were initiated on the same day or the next day.

### Activity Funding

This activity receives the majority of its funding from pesticide and fertilizer fee revenues, deposited in and statutorily appropriated for their dedicated uses from the Agricultural Fund. Dedicated Clean Water funds support new activities in water quality research and protection. In addition, this activity also receives some funding from other sources to support its activities such as federal grant money for the administration of the Federal Insecticide, Fungicide and Rodenticide Act (FIFRA), other federal grants, state general funds and funds from the Remediation Fund for state Superfund administration and projects.

### Contact

Additional information on these activities can be found on the MDA website:

<http://www.mda.state.mn.us/about/divisions/pfmd.aspx>

The division's main information number is (651) 201-6121.

# AGRICULTURE DEPT

## Program: PROTECTION SERVICE

Activity: PESTICIDE & FERTILIZER MGMT

Budget Activity Summary

<i>Dollars in Thousands</i>					
	<b>Current</b>		<b>Forecast Base</b>		<b>Biennium</b>
	<b>FY2010</b>	<b>FY2011</b>	<b>FY2012</b>	<b>FY2013</b>	<b>2012-13</b>
<b><u>Direct Appropriations by Fund</u></b>					
<b>General</b>					
Current Appropriation	714	664	664	664	1,328
<b>Forecast Base</b>	<b>714</b>	<b>664</b>	<b>664</b>	<b>664</b>	<b>1,328</b>
<b>Remediation Fund</b>					
Current Appropriation	388	388	388	388	776
<b>Forecast Base</b>	<b>388</b>	<b>388</b>	<b>388</b>	<b>388</b>	<b>776</b>
<b>Clean Water</b>					
Current Appropriation	1,790	2,670	2,670	2,670	5,340
<b>Technical Adjustments</b>					
One-time Appropriations			(2,670)	(2,670)	(5,340)
<b>Forecast Base</b>	<b>1,790</b>	<b>2,670</b>	<b>0</b>	<b>0</b>	<b>0</b>
<b><u>Expenditures by Fund</u></b>					
<b>Direct Appropriations</b>					
General	1,513	826	664	664	1,328
Remediation Fund	359	466	388	388	776
Clean Water	694	3,459	0	0	0
<b>Open Appropriations</b>					
Remediation Fund	1,560	2,324	2,000	2,000	4,000
<b>Statutory Appropriations</b>					
Miscellaneous Special Revenue	5	37	73	36	109
Agriculture Fund	8,963	11,814	11,959	12,079	24,038
Federal	372	473	418	446	864
<b>Total</b>	<b>13,466</b>	<b>19,399</b>	<b>15,502</b>	<b>15,613</b>	<b>31,115</b>
<b><u>Expenditures by Category</u></b>					
Total Compensation	5,976	7,322	6,741	6,834	13,575
Other Operating Expenses	7,340	11,947	8,761	8,779	17,540
Local Assistance	150	130	0	0	0
<b>Total</b>	<b>13,466</b>	<b>19,399</b>	<b>15,502</b>	<b>15,613</b>	<b>31,115</b>
<b>Full-Time Equivalents (FTE)</b>	<b>72.5</b>	<b>72.5</b>	<b>72.5</b>	<b>72.5</b>	

**Activity at a Glance**

In FY 2010, the division:

- Issued approximately 3,000 export certificates for Minnesota agricultural products moving worldwide.
- Tested 1,600 official seed samples to verify label claims for more than 500 labelers offering more than 40,000 lots of seed for sale annually and providing seed sales compliance education to retail firms.
- Inspected 8,000 – 9,000 acres of nursery stock and 8,000 retail outlets annually for agricultural, flower, vegetable and tree seed quality.
- Inspected and certified 35 million pounds of imported fruits and vegetables and six million pounds of export fruits and vegetables.
- Installed and collected more than 22,000 gypsy moth monitoring traps statewide.
- Conducted gypsy moth suppression treatments on 100,846 acres.
- Installed and collected 2,800 emerald ash borer monitoring traps statewide.
- Investigated 630 reports of potential emerald ash borer infestations.
- Successfully implemented and enforced ash wood quarantine on three Minnesota counties infested with emerald ash borer.

- Seed inspection and sampling;
- Fruit and vegetable inspection services;
- Potato inspection services, including seed potato inspection and certification;
- Plant pest exclusion and regulation;
- Apiary inspection services;
- Food safety audits; and
- Facilitation of biological control of target pests.

PPD protects producers by licensing, bonding, inspecting and auditing:

- Wholesale produce dealers; and
- Grain buyers and grain storage elevators.

The mission of the division is to protect the quality of Minnesota's agriculture, agricultural products and natural resources from plant pests, invasive species and noxious weeds using sound plant protection and certification measures. Minnesota agricultural and natural resources are continually under threat from new and existing pest species such as soybean rust, gypsy moth, potato cyst nematode, emerald ash borer, sudden oak death and invasive plant species. To face these challenges, PPD uses regulatory strategies including education, training, monitoring, licensing, certifying and promotion of voluntary practices along with survey, monitoring, inspection and enforcement actions.

PPD conducts a variety of facility inspections for seed and plant pests. Products are registered and individuals, companies, nursery stock and export products are certified, licensed or permitted. Education and compliance

**Activity Description**

Plant Protection Division (PPD) regulates seed, noxious weeds, nursery stock, invasive/exotic plant pests and apiaries. Division staff also provides inspection and certification services for potatoes, fruit and vegetables, and agricultural products for export, food safety audits and licensing, bonding and certification of wholesale produce dealers, grain buyers and grain storage elevators. In addition, PPD is responsible for surveying, monitoring and eradicating new plant pests. This ensures the promotion and encouragement of global trade and, at the same time, protection of agricultural crops and the natural environment from unwanted exotic or invasive plant pests. Concurrently, importers and consumers of Minnesota agricultural products and commodities demand assurance or official certification that Minnesota products meet prescribed standards.

**Population Served**

All citizens of the state, and especially farmers, consumers, processors, exporters, and agricultural and forestry industries benefit from PPD activities. PPD activities directly benefit agriculture and protect natural resources in rural, suburban and urban areas. In addition, the division works with other states and countries to facilitate global trade through regulatory and export certification programs.

**Services Provided**

PPD has diverse responsibilities in several categories:

- Certification of agricultural commodities for export;
- Nursery dealer and grower inspection/certification;

agreement training sessions update and communicate legal requirements or voluntary practices to clientele. Invasive pest species are extensively monitored. Increasingly, the division also directly protects Minnesota's natural resources through control of pests such as the gypsy moth.

Inspection programs provide reliable, unbiased determinations of produce quality and quantity. This facilitates orderly and fair commerce.

### **Historical Perspective**

The Minnesota Department of Agriculture has maintained and administered numerous plant protection programs and services since the early 1900s. These early services and programs included seed and grain inspection, apiary inspection, weed management, and potato certification. These core programs and services continue to be central to the mission of the PPD. Licensing, bonding, and auditing programs are more important than ever when sellers and buyers of agricultural products are no longer neighbors but strangers separated by thousands of miles. As the international economy expands and the movement of people and goods becomes more widespread, the role of the PPD has expanded to accommodate the increased demand for its services.

PPD entomologists, plant pathologists and horticulturalists are increasingly challenged to protect Minnesota's industries and natural resources by monitoring and combating plant pests such as potato cyst nematode, soybean cyst nematode, gypsy moth, emerald ash borer, soybean rust and Karnal bunt. They also conduct field inspections and certify the pest-free status of shipments destined for markets outside of Minnesota.

### **Key Activity Goals & Measures**

The activities conducted by the Plant Protection Division support the following MDA goals:

- Protect the integrity of the food supply from farm to consumer.
- Ensure the strength of our agricultural economy.

These activities also support the Minnesota Milestones goal that Minnesota will have sustainable, strong economic growth.

- Licensing and bonding requests will be processed within five business days of receipt.
- Inspection and certification services will be provided for all of the more than five million pounds of fruits and vegetables exported to Canada within eight business hours of service request.
- PPD will inspect and certify the more than nine million pounds of fresh and seed potatoes within eight business hours of service request.
- All growers and receivers will be provided with requested audits of their food growing and handling practices in a timely fashion.
- Export certification services will be provided and up to 3,000 commodity export certificates will be issued for up to 60 countries within three days of receipt of a request.
- PPD will help ensure Minnesota growers have access to foreign and domestic markets by testing more than 2,000 Minnesota seed potato acres following harvest in the fall to verify and ensure that Minnesota is free of the exotic potato cyst nematode.
- Seed performance complaints will be investigated within five business days of receipt and truthfulness of seed labeling will be enforced.
- A minimum of 15,000 gypsy moth traps will be set annually.
- Gypsy moth eradication/control treatments will be conducted within 12 months in all locations where trapping results indicate such actions are necessary.
- More than 6,000 survey and detection traps will be set for invasive species such as emerald ash borer and regulatory and mitigation efforts will be immediately implemented if an infestation is detected.
- New invasive plant species will be swiftly detected and rapid response measures will be implemented within two weeks of pest discover.

## AGRICULTURE DEPT

**Program:** PROTECTION SERVICE

**Activity:** PLANT PROTECTION

Narrative

### Activity Funding

This activity receives approximately half of its funding from seed, nursery, potato, fruit and vegetable, grain buyers and grain storage facility fee revenues, which are deposited in accounts statutorily appropriated for their dedicated uses from the Agricultural Fund. The balance of the budget comes from the General Fund and federal grants.

### Contact

Additional information on these activities can be found on the MDA website:

<http://www.mda.state.mn.us/about/divisions/plantprotection.aspx>.

The division's main information number is 651-201-6020.



**AGRICULTURE DEPT**  
**Program: PROTECTION SERVICE**  
**Activity: PLANT PROTECTION**

Budget Activity Summary

<i>Dollars in Thousands</i>					
	<b>Current</b>		<b>Forecast Base</b>		<b>Biennium</b>
	<b>FY2010</b>	<b>FY2011</b>	<b>FY2012</b>	<b>FY2013</b>	<b>2012-13</b>
<b><u>Direct Appropriations by Fund</u></b>					
<b>General</b>					
Current Appropriation	2,308	1,947	1,947	1,947	3,894
<b>Technical Adjustments</b>					
Approved Transfer Between Appr			160	160	320
Current Law Base Change			25	25	50
Operating Budget Reduction			(1)	(1)	(2)
<b>Forecast Base</b>	<b>2,308</b>	<b>1,947</b>	<b>2,131</b>	<b>2,131</b>	<b>4,262</b>
<b>Outdoor Heritage</b>					
Current Appropriation	2,000	0	0	0	0
<b>Forecast Base</b>	<b>2,000</b>	<b>0</b>	<b>0</b>	<b>0</b>	<b>0</b>
<b><u>Expenditures by Fund</u></b>					
<b>Direct Appropriations</b>					
General	2,136	2,402	2,131	2,131	4,262
Outdoor Heritage	1,943	57	0	0	0
<b>Statutory Appropriations</b>					
Miscellaneous Special Revenue	5	1	0	0	0
Agriculture Fund	3,177	3,618	3,520	3,488	7,008
Federal	1,030	1,148	1,666	1,461	3,127
Miscellaneous Agency	0	57	0	0	0
<b>Total</b>	<b>8,291</b>	<b>7,283</b>	<b>7,317</b>	<b>7,080</b>	<b>14,397</b>
<b><u>Expenditures by Category</u></b>					
Total Compensation	4,344	4,845	5,026	5,009	10,035
Other Operating Expenses	2,072	2,381	2,291	2,071	4,362
Local Assistance	1,875	0	0	0	0
Other Financial Transactions	0	57	0	0	0
<b>Total</b>	<b>8,291</b>	<b>7,283</b>	<b>7,317</b>	<b>7,080</b>	<b>14,397</b>
<b>Full-Time Equivalents (FTE)</b>	<b>79.0</b>	<b>78.7</b>	<b>75.3</b>	<b>75.3</b>	

**Activity at a Glance**

In FY10, the division:

- Inspected 4,300 dairy farms, 450 bulk milk trucks, 475 haulers, and 60 plants;
- Inspected 772 food processing plants and 2,999 retail food stores;
- Analyzed 5,113 food and environmental samples;
- Analyzed 7,979 dairy samples;
- Issued 1,433 Certificates of Free Sale for export;
- Inspected 60 meat and poultry plants, 250 custom exempt plants and eight egg grading facilities;
- Conducted 716 bovine spongiform encephalopathy (BSE) inspections; and
- Collected 85 feed samples for analysis.

**Activity Description**

As the primary food safety agency in Minnesota, the MDA's Dairy and Food Inspection Division (DFID) is responsible for carrying out the first part of MDA's mission - ensuring the integrity of the food supply. This includes inspection of animal feed, dairy, food, meat, shell eggs, and poultry products. DFID accomplishes this through regulatory inspections and enforcement, surveillance sampling, special investigations, consumer protection, and educational outreach. The goal of these food safety programs is to prevent the sale or consumption of adulterated food, animal feed, meat, shell eggs, poultry and dairy products and to heighten awareness of proper bio-security and food safety practices. The division supports the export of Minnesota products through the issuance of Certificates of Free Trade when required by importing countries.

**Population Served**

Consumers, farmers, processors and retailers of Minnesota

dairy, food, feed, poultry, egg, and meat products benefit from DFID food protection programs.

**Services Provided****Food Inspection Regulatory Program:**

The purpose of DFID inspection is to examine and validate processes and procedures of retail or manufactured food facilities to ensure they are producing safe food when the inspector is not present. The frequency of inspection for each facility depends on the food safety risks associated with the specific food handling activities of the facility (high, medium or low).

Together with Minnesota Department of Health (MDH) epidemiologists, food inspectors work to investigate food-borne illness outbreaks. Recently, DFID traced the source of a *Salmonella* typhimurium peanut butter outbreak to a producer in Georgia and played a major role in identifying the source of eggs associated with the recent national Salmonella enteritidis outbreak. They also work with industry and the public during food recalls verifying that recalled products have been removed from sale. Recently, the division, in cooperation with the Food and Drug Administration (FDA), conducted recall effectiveness checks in response to a shell egg recall due to a Salmonella enteritidis outbreak.

DFID conducts a number of comprehensive manufactured food facility inspections that include comprehensive environmental sampling to identify potential pathogen harborage areas. These inspections are conducted to identify and prevent conditions that could lead to the contamination of foods that have historically been associated with large outbreaks or recalls.

DFID inspectors respond to emergencies such as floods, fires, and truck rollovers to determine if the affected food is safe, and to prevent damaged and contaminated goods from reaching the public. DFID also works with MDA's Pesticide and Fertilizer Management Division to investigate pesticide misuse cases involving food and food crops.

**Commercial Feed Inspection Program:**

The program regulates commercial feed distribution including pet food so that purchasers of commercial feed are protected and the health of animals consuming the feed is assured. The purpose of inspection is to examine and validate a feed manufacturer's processes and procedures to ensure that the facility is producing safe feed when the inspector is not present. The commercial feed program also regulates drugs in animal feeds, the prohibition of animal proteins from ruminant feeds, contaminants in feed (such as dioxins and mycotoxins), as well as unapproved ingredient use. Inspectors respond to feed emergencies, such as floods, fires, and truck rollovers to

## AGRICULTURE DEPT

**Program:** PROTECTION SERVICE

**Activity:** DAIRY & FOOD INSPECTION

Narrative

ensure that the recovered feed does not pose a threat to animals consuming the feed or the health of the public consuming products from those animals. Feed program personnel also investigate consumer and competitor complaints ensuring that the industry is subject to uniform and fair conditions of regulation. The program conducts recall effectiveness audits to verify recalled products are removed from commerce.

### **Dairy Inspection Program:**

Dairy inspectors inspect from the state's 4300 dairy farms, 450 bulk milk trucks, 475 haulers, and 70 plants, to make sure all milk and dairy products are produced and handled safely. Inspectors take samples from inspected facilities, test pasteurizer equipment for proper operation, certify bulk milk hauler samples, review labels for accuracy, work with farmstead cheese processors, and provide information to dairy farmers and processors to help them keep pace with the latest food safety laws and regulations.

### **Meat, Poultry and Shell Egg Inspection Program:**

The meat, poultry, and shell egg inspection program conducts inspections at small meat and poultry processors that manufacture products for wholesale distribution and provide grading services for eggs packed in the state. State-inspected meat and poultry products are produced under a Cooperative Agreement with the U.S. Department of Agriculture (USDA). This program is referred to as having an "equal to" USDA inspection program.

### **Compliance:**

The compliance section supports the dairy, food, animal feed, meat, poultry and shell egg inspection programs in law enforcement and compliance activities. These activities include special projects and investigations, reviewing plans for new and remodeled facilities, and training inspectors, industry, and consumers on the latest food safety issues. Many of the projects and training efforts are developed in partnership with the MDH, the University of Minnesota, local health agencies and representatives of the food or dairy industry.

### **Key Activity Goals & Measures**

- **Minnesota Milestones Goal: Minnesotans will be healthy.**
- **MDA goal: Ensure the safety and integrity of the food supply from farm to consumer.** Maintaining the safety of our food supply is crucial to public health and homeland security.
- **Minnesota Milestones Goal: Minnesota will have sustainable, strong economic growth.** Maintaining consumer confidence in the food supply is vital for the economic well-being of the state's agriculture sector.
  - The Compliance Information System for Dairy and Food Inspection Programs will be deployed.
  - The FDA Manufactured Food Regulatory Program Standards improvement plan will be implemented.

### **Activity Funding**

This activity receives the large part of its funding from the General Fund. Feed, dairy and food inspection fees, deposited in and statutorily appropriated for their dedicated uses from the Agricultural Fund, also provide significant funding. Federal grants are an increasingly important source of funding.

### **Contact**

Additional information on these activities can be found on the MDA website

<http://www.mda.state.mn.us/about/divisions/dairyfood.aspx>.

The division's main information number is 651-201-6027.

# AGRICULTURE DEPT

## Program: PROTECTION SERVICE

Activity: DAIRY & FOOD INSPECTION

Budget Activity Summary

<i>Dollars in Thousands</i>					
	<b>Current</b>		<b>Forecast Base</b>		<b>Biennium</b>
	<b>FY2010</b>	<b>FY2011</b>	<b>FY2012</b>	<b>FY2013</b>	<b>2012-13</b>
<b><u>Direct Appropriations by Fund</u></b>					
<b>General</b>					
Current Appropriation	5,477	5,284	5,284	5,284	10,568
<b>Technical Adjustments</b>					
Operating Budget Reduction			(2)	(2)	(4)
<b>Forecast Base</b>	<b>5,477</b>	<b>5,284</b>	<b>5,282</b>	<b>5,282</b>	<b>10,564</b>
<b><u>Expenditures by Fund</u></b>					
<b>Direct Appropriations</b>					
General	5,371	5,390	5,282	5,282	10,564
<b>Statutory Appropriations</b>					
Miscellaneous Special Revenue	631	907	833	825	1,658
Agriculture Fund	3,341	4,454	4,345	4,436	8,781
Federal	2,042	1,942	1,767	1,362	3,129
Miscellaneous Agency	59	60	60	60	120
<b>Total</b>	<b>11,444</b>	<b>12,753</b>	<b>12,287</b>	<b>11,965</b>	<b>24,252</b>
<b><u>Expenditures by Category</u></b>					
Total Compensation	8,205	9,445	9,250	9,283	18,533
Other Operating Expenses	3,239	3,308	3,037	2,682	5,719
<b>Total</b>	<b>11,444</b>	<b>12,753</b>	<b>12,287</b>	<b>11,965</b>	<b>24,252</b>
<b>Full-Time Equivalents (FTE)</b>	<b>112.0</b>	<b>111.8</b>	<b>111.4</b>	<b>111.4</b>	

**Activity at a Glance**

In FY10, the Lab:

- Performed 23,866 tests for 25,829 substances on 8,987 samples for MDA's Dairy and Food Inspection Division;
- Performed 4,619 tests for 36,079 substances on 3,574 samples for MDA's Pesticide and Fertilizer Inspection Division;
- Performed 6,863 tests for 10,965 substances on 4,779 samples for Minnesota Department of Natural Resources; and
- Performed 528 pathogen tests in support of food borne illness investigations.

**Activity Description**

The Laboratory Services Division (Lab) provides analytical data and scientific consulting critical to the protection of Minnesota's food supply, agricultural industry, and natural environment. Scientifically and legally defensible analyses support the Minnesota Department of Agriculture (MDA) regulatory programs as well as programs of other agencies.

**Population Served**

The Lab activities help protect Minnesota citizens and those who use Minnesota agricultural products by contributing to the safety and security of our food supply, and by protecting the environment from misuse or accidental release of agricultural chemicals. Through partnerships, we support various federal agencies to identify and address problems of local and national concern.

**Services Provided**

Laboratory Services performs chemical, microbiological, and physical analyses of food, meat, dairy products, beverages, water, fertilizer, lime, feed, seed, plant material, pesticides, pesticide residues, and grain. These tests support the inspection, enforcement, and surveillance activities of the MDA's regulatory divisions. We also determine product quality and conformance to state and federal laws and regulations, and provide evidence in legal proceedings involving alleged violators of those laws. This activity provides routine analyses to ensure that products meet legally mandated quality standards and provides for forensic analysis to identify unknown agents in a suspect product or environmental matrix.

The Lab maintains a core emergency technology and analytical response capability that spans the spectrum of laboratory services for food and agriculture samples associated with protecting and defending the food supply and the environment. Maintenance of this core capability is essential for the state's ability to respond to emergencies such as intentional food contamination, and other unique, emerging issues that affect public health and the economic well being of Minnesota's food and agriculture sector.

The Lab's specialized analytical testing also gives MDA rapid and accurate data to use in responding to environmental and food-borne crises, such as contaminated peanut butter, ground beef and produce. The Lab develops and maintains new analytical capabilities as new problems or questions arise within the feed, food, and agro-chemical industry. The MDA Lab also consults on analytical issues with inspectors, managers, private analytical laboratories, and regulated industries. In addition to laboratory services for MDA's regulatory programs, the division is the primary laboratory providing analyses to the Minnesota Department of Natural Resources (DNR). Through grants and cooperative agreements MDA's Lab also provide testing for the U.S. Department of Agriculture, the Food and Drug Administration, the Environmental Protection Agency, and other federal and state agencies. The Lab also administers a laboratory certification program for private and commercial testing laboratories as required under the Pasteurized Milk Ordinance governing interstate milk shipment.

**Historical Perspective**

MDA's Laboratory Services Division has served Minnesotans since 1887. The lab's first duty was to oversee our state's dairy industry. Over the years Lab services have grown to include seed quality analysis and more complicated analytical services such as microbiological, chemical, and plant analysis of seed, feed, food, and dairy products. The 1989 groundwater protection legislation created a special need to expand the lab's analytical capabilities and technology to include testing for a wide variety of pesticides and other agricultural chemicals. In 1995, the state integrated DNR's analytical services into MDA's operations. This allowed DNR to close two laboratories while still having access to quality laboratory data required for decision making.

## AGRICULTURE DEPT

Program: PROTECTION SERVICE

Activity: LABORATORY SERVICES

Narrative

In November 2005, the division moved to a new lab facility co-located with the Minnesota Department of Health (MDH's) laboratory. This co-location enhanced the strong, unique partnership that already existed between MDA and MDH. This partnership gives Minnesota increased capacity to address emerging food safety and defense concerns. Laboratory Services continues to work closely with FDA and USDA through the National Food Emergency Response Network (FERN) and other programs to assist in development and applied science validation of new technologies for emergency response analysis of food and agriculture samples. These activities enhance the department's ability to respond to issues that arise in Minnesota and impact its citizens.

### Key Activity Goals and Measures

The activities carried out by the Laboratory Services Division support a diverse spectrum of goals set by the state as Minnesota Milestones:

- **Minnesotans will be healthy.**

We are the primary food safety laboratory for the state of Minnesota. The lab supports the food inspection activities of the department and responds to food-borne disease outbreaks from pathogens such as *E. coli* and *Salmonella*, as seen by the 2009 outbreak of *Salmonella* Typhimurium in peanut butter. We also deal with chemical contaminants such as heavy metals and Polycyclic Aromatic Hydrocarbons (PAH) in seafood. Laboratory data produced by the lab are often vital for regulatory and management decisions.

- **Minnesotans will improve the quality of the air, water and earth.**

The laboratory provides data on the environmental fate of agricultural chemicals and their by-products for use by MDA's regulatory divisions. These include pesticide residues and nitrates in water along with soil and other environmental samples. These data are required to support decisions on best management practices and may influence regulatory actions.

- **Minnesota will have sustainable, strong economic growth.**

The agricultural sector drives the economy in much of the state. The activity of the Laboratory Services Division helps protect the process from farm to table and ensures consumer confidence in the system to produce high quality products, while safeguarding the food and natural environment.

By March 31, 2013, the Laboratory will become accredited as required under the Dairy and Food Inspection Division's mandate from the Food and Drug Administration for continued participation in the Manufactured Food Regulatory Program.

As part of a continuous improvement process, by July 1, 2011, the Laboratory will begin conducting performance satisfaction surveys and by July 31, 2011, will start incorporating changes to its operations as appropriate based on survey findings.

A Corrective Action/Preventative Action process will be employed in all areas of the laboratory by January 2011.

During FY2011, the Laboratory will provide 100% of test results to regulatory programs within required timelines during crisis response efforts.

### Activity Funding

Laboratory funding is comprised of 46% General Fund dollars. Over half of the General Fund dollars are allocated to rent for the lab facility; the balance primarily funds food safety initiatives. Dedicated dollars make up 30% of the laboratory's budget. These dollars support programs that look specifically at agricultural inputs such as feed, food and targeted environmental testing. The remaining 24% of the laboratory's funding comes from federal funds. This work compliments the department's programs for food safety and environmental protection.

### Contact

Additional information on these activities can be found on the MDA website

<http://www.mda.state.mn.us/about/divisions/lab.aspx>.

The division's main information number is 651-201-6010.

# AGRICULTURE DEPT

## Program: PROTECTION SERVICE

Activity: LABORATORY SERVICES

Budget Activity Summary

<i>Dollars in Thousands</i>					
	<b>Current</b>		<b>Forecast Base</b>		<b>Biennium</b>
	<b>FY2010</b>	<b>FY2011</b>	<b>FY2012</b>	<b>FY2013</b>	<b>2012-13</b>
<b><u>Direct Appropriations by Fund</u></b>					
<b>General</b>					
Current Appropriation	3,858	3,833	3,833	3,833	7,666
<b>Technical Adjustments</b>					
Approved Transfer Between Appr			206	206	412
Operating Budget Reduction			(37)	(37)	(74)
<b>Forecast Base</b>	<b>3,858</b>	<b>3,833</b>	<b>4,002</b>	<b>4,002</b>	<b>8,004</b>
<b><u>Expenditures by Fund</u></b>					
<b>Direct Appropriations</b>					
General	3,840	3,814	4,002	4,002	8,004
<b>Statutory Appropriations</b>					
Miscellaneous Special Revenue	44	112	117	127	244
Agriculture Fund	2,438	2,543	2,674	2,761	5,435
Federal	2,234	2,598	2,542	2,452	4,994
<b>Total</b>	<b>8,556</b>	<b>9,067</b>	<b>9,335</b>	<b>9,342</b>	<b>18,677</b>
<b><u>Expenditures by Category</u></b>					
Total Compensation	3,890	4,356	4,459	4,523	8,982
Other Operating Expenses	4,644	4,711	4,876	4,819	9,695
Capital Outlay & Real Property	22	0	0	0	0
<b>Total</b>	<b>8,556</b>	<b>9,067</b>	<b>9,335</b>	<b>9,342</b>	<b>18,677</b>
<b>Full-Time Equivalents (FTE)</b>	<b>51.8</b>	<b>51.8</b>	<b>51.8</b>	<b>51.8</b>	

**Program Description**

The purpose of the Agricultural Marketing and Development Program is to bolster the state's agricultural sector's economic and environmental health by providing quality marketing services, technical resources, and economic stimulus.

**Budget Activities**

This program includes the following budget activities:

- Agricultural Marketing Services
- Agricultural Development and Financial Assistance



# AGRICULTURE DEPT

## Program: PROMOTION & MARKETING

## Program Summary

<i>Dollars in Thousands</i>					
	<b>Current</b>		<b>Forecast Base</b>		<b>Biennium</b>
	<b>FY2010</b>	<b>FY2011</b>	<b>FY2012</b>	<b>FY2013</b>	<b>2012-13</b>
<b><u>Direct Appropriations by Fund</u></b>					
<b>General</b>					
Current Appropriation	4,531	4,461	4,461	4,461	8,922
<b>Technical Adjustments</b>					
Approved Transfer Between Appr			(366)	(366)	(732)
Operating Budget Reduction			(2)	(2)	(4)
<b>Forecast Base</b>	<b>4,531</b>	<b>4,461</b>	<b>4,093</b>	<b>4,093</b>	<b>8,186</b>
<b>Clean Water</b>					
Current Appropriation	2,000	2,500	2,500	2,500	5,000
<b>Technical Adjustments</b>					
One-time Appropriations			(2,500)	(2,500)	(5,000)
<b>Forecast Base</b>	<b>2,000</b>	<b>2,500</b>	<b>0</b>	<b>0</b>	<b>0</b>
<b><u>Expenditures by Fund</u></b>					
<b>Direct Appropriations</b>					
General	3,981	4,464	3,907	3,907	7,814
Clean Water	0	2,550	0	0	0
<b>Statutory Appropriations</b>					
Clean Water Revolving Fund	2,246	5,105	5,105	5,105	10,210
Miscellaneous Special Revenue	4,301	701	692	709	1,401
Agriculture Fund	1,313	889	885	888	1,773
Federal	838	1,769	1,730	1,728	3,458
Federal Stimulus	69	0	0	0	0
Rural Finance Administration	60	900	1,004	354	1,358
Miscellaneous Agency	0	2	2	2	4
Gift	57	43	32	32	64
<b>Total</b>	<b>12,865</b>	<b>16,423</b>	<b>13,357</b>	<b>12,725</b>	<b>26,082</b>
<b><u>Expenditures by Category</u></b>					
Total Compensation	3,726	3,832	3,742	3,722	7,464
Other Operating Expenses	2,290	2,553	2,005	2,045	4,050
Payments To Individuals	69	0	0	0	0
Local Assistance	341	959	956	956	1,912
Other Financial Transactions	6,439	9,079	6,654	6,002	12,656
<b>Total</b>	<b>12,865</b>	<b>16,423</b>	<b>13,357</b>	<b>12,725</b>	<b>26,082</b>

**AGRICULTURE DEPT**

Program: PROMOTION &amp; MARKETING

Program Summary

<i>Dollars in Thousands</i>					
	<b>Current</b>		<b>Forecast Base</b>		<b>Biennium</b>
	<b>FY2010</b>	<b>FY2011</b>	<b>FY2012</b>	<b>FY2013</b>	<b>2012-13</b>
<b><u>Expenditures by Activity</u></b>					
Ag Marketing Services	3,330	3,634	3,595	3,598	7,193
Ag Development Financial Assis	9,535	12,789	9,762	9,127	18,889
<b>Total</b>	<b>12,865</b>	<b>16,423</b>	<b>13,357</b>	<b>12,725</b>	<b>26,082</b>
<b><i>Full-Time Equivalents (FTE)</i></b>	<b>49.3</b>	<b>43.8</b>	<b>43.6</b>	<b>43.3</b>	

**Activity at a Glance**

In FY 2010, the division:

- Participated in 11 international food shows and 86 international trade events;
- Hosted visits from 637 trade officials from 60 countries;
- Established 1,016 contacts with new agricultural product buyers;
- Increased Minnesota exports sales by \$44 million;
- Worked with 75 livestock producers around the state to address key issues affecting their competitive ability and business viability;
- Produced the largest-ever Minnesota Grown Directory, with 840 listings of farms and other small businesses selling locally grown products; and
- Collaborated with Minnesota Olympian Carrie Tollefson on an advertising campaign to promote Minnesota Grown foods within the state.

**Activity Description**

The Agricultural Marketing Services (AMS) division:

- Assists in the orderly marketing of Minnesota's agricultural commodities and products;
- Promotes Minnesota agricultural products in domestic and international markets;
- Provides information and economic analyses related to marketing opportunities;
- Provides promotional, informational and other marketing services for agricultural producers, processors, consumers, and others involved in the marketing process; and
- Protects producers through programs related to the licensing, bonding, and sale of agricultural products.

**Population Served**

AMS serves Minnesota farmers, agricultural product manufacturers, processors, distributors, retailers, and exporters by protecting and promoting Minnesota agriculture. Consumers in Minnesota and around the world benefit from a stronger economy and from the availability of fresh, high-quality Minnesota agricultural products.

**Services Provided**

AMS helps diversify and strengthen Minnesota agriculture by:

- Promoting overseas market development with the collaborative efforts of the U.S. Department of Agriculture (USDA), as well as state and regional trading groups that promote Minnesota agricultural products at international trade exhibitions;
- Promoting Minnesota agricultural products in international markets through relationships with product end-users in global markets;
- Helping develop the state's bio-science sector by providing assistance to Minnesota stakeholders on bio-processing/bio-manufacturing projects, and by partnering with the University of Minnesota and the Minnesota Department of Employment and Economic Development (DEED) on bio-energy initiatives;
- Supporting dairy and livestock development through personalized assistance and grant administration, so the state can maintain productivity in animal agriculture and maintain a diverse agricultural economy;
- Supporting renewable fuel production and use, so Minnesota can use home-grown, renewable resources to produce alternative fuels that boost our economy, reduce air pollution and lessen dependence on imported fossil fuels;
- Promoting farmers markets, so producers and consumers can enjoy the economic and nutritional benefits of farm-fresh, locally grown produce;
- Promoting Minnesota Grown products, so consumers can more easily identify and buy high-quality Minnesota Grown produce and products;
- Administering the Dairy Development and Profitability Enhancement Program and Dairy Business Planning grants and assisting other divisions with the implementation of the Livestock Development Grant, as well as other livestock-related grants; and
- Providing oversight of the operations of the state's 13 commodity promotion and research councils.

AMS also protects producers by licensing, bonding, inspecting, and auditing livestock dealers, markets and agents.

### **Historical Perspective**

As Minnesota farmers' productivity has outpaced the demands of our population, the need for stronger efforts to add value and effectively market Minnesota's agricultural products has increased. The globalization and consolidation of agriculture within the rapidly evolving global marketplace means family farmers and local agribusinesses benefit from expert assistance in marketing their products locally, nationally, and internationally. AMS has the responsibility to promote Minnesota agricultural products in global markets and, in conjunction with DEED, has a special focus on fostering the Minnesota – China partnership. AMS helps Minnesota consumers and producers connect locally through the Minnesota Grown program. It also connects Minnesota producers and agribusinesses with the world by facilitating the increased export of Minnesota's high-value food and agricultural products. Licensing, bonding, and auditing programs are more important than ever when sellers and buyers of agricultural products are no longer neighbors but strangers separated by thousands of miles. Producers in this fast-changing landscape receive information about their rights under Minnesota and federal law.

### **Key Activity Goals & Measures**

The activities AMS conducts support several goals set by the state as Minnesota Milestones, including the following:

- **Minnesota will have sustainable, strong economic growth.**
- **Rural areas, small cities and urban neighborhoods throughout the state will be economically viable places for people to live and work.**
  - Participation in Minnesota Grown directory will increase from 840 in 2010 to at least 900 farmers in 2011.
  - The quantity of distributed point-of-service materials for the Minnesota Grown program will surpass two million items in 2011 (compared to 1.1 million items in 2008).
  - The number of unique visitors to the Minnesota Grown website will exceed 200,000 in 2011 (compared to 138,000 in 2008 to 151,000 in 2009).
  - All licensing and bonding requests will be processed within five business days of receipt.
  - Agricultural exports to China will double from 2010 to 2015.
  - Agricultural exports to priority non-China markets in East Asia will be expanded by 50 percent from 2010 to 2015.
  - Minnesota's pork, dairy, poultry and beef production will grow by an annual average of at least 2 percent from 2010 to 2015.
  - At least 100 livestock farmers will be assisted in making growth-oriented improvements during fiscal year 2011.
  - At least 30 farmers will be assisted through the environmental review process during fiscal year 2011.

### **Activity Funding**

This activity receives the largest part of its funding from the General Fund. Fees for various certification and promotion activities, deposited in and statutorily appropriated for their dedicated uses from the Agricultural Fund, also provide significant funding.

### **Contact**

Additional information on these activities can be found on the MDA website

<http://www.mda.state.mn.us/about/divisions/agmktg.aspx>.

The division's main information number is (651) 201-6008.

# AGRICULTURE DEPT

## Program: PROMOTION & MARKETING

Activity: AG MARKETING SERVICES

Budget Activity Summary

<i>Dollars in Thousands</i>					
	<b>Current</b>		<b>Forecast Base</b>		<b>Biennium</b>
	<b>FY2010</b>	<b>FY2011</b>	<b>FY2012</b>	<b>FY2013</b>	<b>2012-13</b>
<b><u>Direct Appropriations by Fund</u></b>					
<b>General</b>					
Current Appropriation	1,741	1,708	1,708	1,708	3,416
<b>Technical Adjustments</b>					
Approved Transfer Between Appr			(80)	(80)	(160)
Operating Budget Reduction			(1)	(1)	(2)
<b>Forecast Base</b>	<b>1,741</b>	<b>1,708</b>	<b>1,627</b>	<b>1,627</b>	<b>3,254</b>
<b><u>Expenditures by Fund</u></b>					
<b>Direct Appropriations</b>					
General	1,449	1,502	1,441	1,441	2,882
<b>Statutory Appropriations</b>					
Miscellaneous Special Revenue	34	3	5	5	10
Agriculture Fund	1,313	889	885	888	1,773
Federal	415	1,197	1,232	1,232	2,464
Federal Stimulus	69	0	0	0	0
Gift	50	43	32	32	64
<b>Total</b>	<b>3,330</b>	<b>3,634</b>	<b>3,595</b>	<b>3,598</b>	<b>7,193</b>
<b><u>Expenditures by Category</u></b>					
Total Compensation	1,891	1,779	1,798	1,830	3,628
Other Operating Expenses	1,107	910	852	823	1,675
Payments To Individuals	69	0	0	0	0
Local Assistance	263	945	945	945	1,890
<b>Total</b>	<b>3,330</b>	<b>3,634</b>	<b>3,595</b>	<b>3,598</b>	<b>7,193</b>
<b>Full-Time Equivalents (FTE)</b>	<b>25.9</b>	<b>21.6</b>	<b>21.5</b>	<b>21.5</b>	

## AGRICULTURE DEPT

**Program: PROMOTION & MARKETING**

**Activity: AG DEVELOPMENT & FINANCIAL ASSISTANCE**

Narrative

### **Activity at a Glance**

In FY 2010, the division:

- Operated 30 conservation drainage demonstration projects at 14 locations, affecting 2,560 acres.
- Protected 132,652 acres with agricultural land preservation covenants.
- Organized the Minnesota Organic Conference, attended by 450 people.
- Helped 90 organic farmers enroll in Farm Business Management courses.
- Established Minnesota Farmer Assistance Network (MFAN) to address the needs of farmers facing financial difficulties, transitional issues, and disaster related challenges.
- Reached an Agricultural Best Management Practices Loan Program milestone of funding 10,000 projects since the program was created in 1985.

### **Activity Description**

The Agriculture Development and Financial Assistance (ADFA) division supports the success and innovation of farmers and agricultural (ag) businesses, and their positive impact on communities. This is done through programs focused on environmental quality, land use, alternative agricultural practices and systems, and entrepreneurial and value-added agriculture. The division:

- Sponsors and conducts research, development and demonstration projects;
- Provides tools, outreach, and financial and technical assistance;
- Participates in policy discussions.

### **Population Served**

This activity serves Minnesota farmers, agricultural professionals, local government officials, processors, suppliers, and the general public.

### **Services Provided**

Farmers face many complex challenges and opportunities, including land-use pressures and conflicts, needs for increased environmental stewardship, and a rapidly changing ag economy and marketplace. The ADFA division addresses these challenges and opportunities by:

- **Sponsoring and conducting research, development and demonstration projects.** ADFA works with individuals, organizations and the University of Minnesota on projects to protect soil and water resources and environmental quality. ADFA also works with these partners to improve economic performance and resilience of farming operations. Examples of projects include:
  - Innovative agricultural drainage technologies;
  - Environmentally-beneficial cropping, cultivation, and targeting of agricultural practices; and
  - New organic and sustainable farming practices.
- **Providing tools, outreach and technical assistance.**
  - Grazing plan assistance;
  - Notifications about upcoming meetings and activities;
  - Publications, such as the annual *Greenbook*, and organic business management reports;
  - Conferences, such as the annual Minnesota Organic Conference;
  - Agricultural land preservation outreach and assistance;
  - Information and technical assistance on agricultural diversification, genetically engineered organisms, sustainable agriculture, organic agriculture (including certification), and integrated pest management (IPM); and
  - Management of biocontrol and plant pathology containment facility services with the University of Minnesota.
- **Providing financial assistance** through the following:
  - Minnesota Rural Finance Authority (RFA) programs funded with state bonds, a revolving loan account and the federal Agricultural Development Bond (Aggie Bond) Program;
  - Ag Best Management Practices (AgBMP) Loan Program, supported by revolving funds from MDA and the Public Facilities Authority;
  - Sustainable Agriculture Grant and Loan Programs;
  - Organic cost-share payments; and
  - Livestock Investment Grant Program, a competitive grant program established in FY 2009 to assist in the improvement or expansion of livestock production facilities by providing up to 10% of the cost of the improvements.

## AGRICULTURE DEPT

### Program: PROMOTION & MARKETING

#### Activity: AG DEVELOPMENT & FINANCIAL ASSISTANCE

#### Narrative

- **Participating in policy discussions and providing information.** The division provides information and analytical support to MDA participation on the Clean Water Council, Board of Water and Soil Resources and similar groups. ADFA is the technical representative to the Environmental Quality Board, interacts with other environmental and land-use policy-making activities, reviews environmental assessments, comments on local planning efforts by request, and develops mitigation measures for energy transmission projects affecting agriculture. Information is provided to other parts of the MDA, other agencies and stakeholders.

### Key Activity Goals & Measures

The following goals support the MDA mission: To enhance Minnesota's quality of life by ensuring the integrity of our food supply, the health of our environment, and the strength of our agricultural economy.

**Goal 1** Minnesota agricultural economy is strong and that strength contributes to quality of life in rural communities and throughout the state. This goal also supports the Minnesota Milestone goal: "Rural areas, small cities and urban neighborhoods throughout the state will be economically viable places for people to live and work."

Ag BMP loans increase from \$12.4 million in FY 2010 to \$15 million in FY 2013.

**Measure 1 b.** Number of loans to beginning farmers increases from 41 in FY 2010 to 65/year in FY 2013.

**Goal 2** Minnesota agriculture continues its progress in ensuring the health of the environment while maintaining or improving the integrity of the food supply and economic strength. This goal also supports the Minnesota Milestone goals: "Minnesotans will conserve natural resources to give future generations a healthy environment and a strong economy" and "Minnesotans will improve the quality of the air, water and earth."

Number of environmental demonstration projects increases by 20% by FY 2013.

Double the number of local personnel trained in methods to target water quality management practices from current 70 people to 140 people by FY 2013.

**Goal 3** The number and diversity of production and market options for Minnesota agriculture continues to improve, resulting in greater economic resiliency for agricultural producers and increased choices for consumers, improving the strength of the agricultural economy. This goal also supports the Minnesota Milestone goals: "Minnesota will have sustainable, strong economic growth" and "Rural areas, small cities and urban neighborhoods throughout the state will be economically viable places for people to live and work."

Number of producers and handlers assisted with organic certification costs continues to grow from 334 in FY 2006 to 473 in FY 2010 to 550 in FY 2013.

Number of fruit and vegetable producers accessing on-line real-time pest reports and integrated pest management (IPM) practices during the growing season grows from 600 in FY 2010 to 750 in FY 2013.

### Activity Funding

The agricultural development component of this activity relies primarily on general fund appropriations, with federal grants, dedicated funds, Legislative-Citizen Commission on Minnesota Resources projects, and other sources providing additional program support. Administration of the Financial Assistance components of this activity is supported by the general fund and by fees on the loan programs administered. State General Obligation bonds provide money to be loaned through the RFA programs, but this money is paid back to the General Fund as the loans are repaid. Other loan programs, including the AgBMP and Sustainable Agriculture loan programs, are funded through the use of revolving loan accounts that continue to grow and be reused.

### Contact

Additional information on these activities can be found on the MDA website:

<http://www.mda.state.mn.us/about/divisions/agdev.aspx>.

The division's main information number is (651) 201-6012.

# AGRICULTURE DEPT

## Program: PROMOTION & MARKETING

Activity: AG DEVELOPMENT FINANCIAL ASSIS

Budget Activity Summary

<i>Dollars in Thousands</i>					
	<b>Current</b>		<b>Forecast Base</b>		<b>Biennium</b>
	<b>FY2010</b>	<b>FY2011</b>	<b>FY2012</b>	<b>FY2013</b>	<b>2012-13</b>
<b><u>Direct Appropriations by Fund</u></b>					
<b>General</b>					
Current Appropriation	2,790	2,753	2,753	2,753	5,506
<b>Technical Adjustments</b>					
Approved Transfer Between Appr			(286)	(286)	(572)
Operating Budget Reduction			(1)	(1)	(2)
<b>Forecast Base</b>	<b>2,790</b>	<b>2,753</b>	<b>2,466</b>	<b>2,466</b>	<b>4,932</b>
<b>Clean Water</b>					
Current Appropriation	2,000	2,500	2,500	2,500	5,000
<b>Technical Adjustments</b>					
One-time Appropriations			(2,500)	(2,500)	(5,000)
<b>Forecast Base</b>	<b>2,000</b>	<b>2,500</b>	<b>0</b>	<b>0</b>	<b>0</b>
<b><u>Expenditures by Fund</u></b>					
<b>Direct Appropriations</b>					
General	2,532	2,962	2,466	2,466	4,932
Clean Water	0	2,550	0	0	0
<b>Statutory Appropriations</b>					
Clean Water Revolving Fund	2,246	5,105	5,105	5,105	10,210
Miscellaneous Special Revenue	4,267	698	687	704	1,391
Federal	423	572	498	496	994
Rural Finance Administration	60	900	1,004	354	1,358
Miscellaneous Agency	0	2	2	2	4
Gift	7	0	0	0	0
<b>Total</b>	<b>9,535</b>	<b>12,789</b>	<b>9,762</b>	<b>9,127</b>	<b>18,889</b>
<b><u>Expenditures by Category</u></b>					
Total Compensation	1,835	2,053	1,944	1,892	3,836
Other Operating Expenses	1,183	1,643	1,153	1,222	2,375
Local Assistance	78	14	11	11	22
Other Financial Transactions	6,439	9,079	6,654	6,002	12,656
<b>Total</b>	<b>9,535</b>	<b>12,789</b>	<b>9,762</b>	<b>9,127</b>	<b>18,889</b>
<b>Full-Time Equivalents (FTE)</b>	<b>23.4</b>	<b>22.2</b>	<b>22.1</b>	<b>21.8</b>	



**Program Description**

The purpose of this program is to conduct value-added agricultural programs.

**Budget Activities**

This program includes the following budget activities:

- Bio-Energy Products
- Ag Growth Research and Innovation Program

# AGRICULTURE DEPT

Program: VALUE-ADDED PRODUCTS

Program Summary

<i>Dollars in Thousands</i>					
	<b>Current</b>		<b>Forecast Base</b>		<b>Biennium</b>
	<b>FY2010</b>	<b>FY2011</b>	<b>FY2012</b>	<b>FY2013</b>	<b>2012-13</b>
<b><u>Direct Appropriations by Fund</u></b>					
<b>General</b>					
Current Appropriation	9,948	9,948	9,948	9,948	19,896
<b>Technical Adjustments</b>					
Current Law Base Change			(450)	(450)	(900)
One-time Appropriations			5,220	5,220	10,440
<b>Forecast Base</b>	<b>9,948</b>	<b>9,948</b>	<b>14,718</b>	<b>14,718</b>	<b>29,436</b>
<b><u>Expenditures by Fund</u></b>					
<b>Direct Appropriations</b>					
General	9,948	9,948	14,718	14,718	29,436
<b>Total</b>	<b>9,948</b>	<b>9,948</b>	<b>14,718</b>	<b>14,718</b>	<b>29,436</b>
<b><u>Expenditures by Category</u></b>					
Local Assistance	9,948	9,948	14,718	14,718	29,436
<b>Total</b>	<b>9,948</b>	<b>9,948</b>	<b>14,718</b>	<b>14,718</b>	<b>29,436</b>
<b><u>Expenditures by Activity</u></b>					
Bio-Energy Products	9,948	9,948	14,718	296	15,014
Agri Program	0	0	0	14,422	14,422
<b>Total</b>	<b>9,948</b>	<b>9,948</b>	<b>14,718</b>	<b>14,718</b>	<b>29,436</b>
<b>Full-Time Equivalents (FTE)</b>	<b>0.0</b>	<b>0.0</b>	<b>0.0</b>	<b>0.0</b>	

**Activity at a Glance**

- Minnesota's 21 ethanol plants can produce over a billion gallons of ethanol per year.
- The state's ethanol producer payment program helped 16 plants get started in the state.
- Just over \$15 million is needed to make the program's remaining payments. These final payments are for past production that qualified for full payment but received less due to appropriation limits.

**Activity Description**

This activity includes the ethanol producer payment program.

The ethanol producer payment program provided financial incentives for the production of ethanol in the state, but is nearly at the end of its statutorily-defined mission.

**Population Served**

Sixteen plants participated in MDA's ethanol producer incentive program, helping provide local markets for agricultural producers, employment opportunities for local economies and home-grown fuel for the state. Nine of the plants remain eligible for deficiency payments. These

payments are for plants that were entitled to full payments, but were given lesser payments due to insufficient appropriations in fiscal years 2003-2007. At base-level funding, all remaining deficiency payments would be made in fiscal year 2012.

**Services Provided**

This activity has provided producer payments to encourage the development of the ethanol industry in Minnesota.

**Historical Perspective**

MDA began administering the ethanol producer payment program in 1994. With quarterly per-gallon incentive payments for ethanol production, this program was instrumental in the establishment of the ethanol industry in Minnesota. Though no ethanol produced after June 30, 2010 will receive regular ethanol payments, M.S. 41A.09 still requires payments to be made to plants that received some past payments at reduced rates due to limited appropriation levels at the time.

The NextGen Board was created in 2007 to spur the development of new biofuel production in Minnesota. In fiscal year 2009, MDA provided NextGen bioenergy grants totaling \$2.7 million to spur development of new bioenergy technologies. MDA will continue to work with these and other projects to promote the development of new bioenergy production. In FY 2010, this program was moved, and is now part of the Agricultural Research and Innovation Program (AGRI).

**Key Activity Goals & Measures**

This activity supports the MDA goal of improving the marketability of Minnesota's agricultural products. Performance measures to evaluate the effectiveness of this activity include the following:

- In 1994, the state's ethanol plants produced about 24 million gallons, about 20% of the ethanol consumed in the state. Current production capacity is about a billion gallons per year, four times as much as is consumed in the state.
- Minnesota currently has 21 ethanol plants and over 350 commercial E85 stations.

**Activity Funding**

This activity has been funded by direct appropriations from the General Fund.

**Contact**

Additional information on these activities can be found on the MDA website:

<http://www.mda.state.mn.us/renewable/ethanol.aspx> or by contacting the Office of the Commissioner at (651) 201-6015.

# AGRICULTURE DEPT

## Program: VALUE-ADDED PRODUCTS

Activity: BIO-ENERGY PRODUCTS

Budget Activity Summary

<i>Dollars in Thousands</i>					
	Current		Forecast Base		Biennium
	FY2010	FY2011	FY2012	FY2013	2012-13
<b><u>Direct Appropriations by Fund</u></b>					
<b>General</b>					
Current Appropriation	9,948	9,948	9,948	9,948	19,896
<b>Technical Adjustments</b>					
Current Law Base Change			(450)	(14,872)	(15,322)
One-time Appropriations			5,220	5,220	10,440
<b>Forecast Base</b>	<b>9,948</b>	<b>9,948</b>	<b>14,718</b>	<b>296</b>	<b>15,014</b>
<b><u>Expenditures by Fund</u></b>					
<b>Direct Appropriations</b>					
General	9,948	9,948	14,718	296	15,014
<b>Total</b>	<b>9,948</b>	<b>9,948</b>	<b>14,718</b>	<b>296</b>	<b>15,014</b>
<b><u>Expenditures by Category</u></b>					
Local Assistance	9,948	9,948	14,718	296	15,014
<b>Total</b>	<b>9,948</b>	<b>9,948</b>	<b>14,718</b>	<b>296</b>	<b>15,014</b>
<b>Full-Time Equivalents (FTE)</b>	<b>0.0</b>	<b>0.0</b>	<b>0.0</b>	<b>0.0</b>	

**Activity at a Glance**

- 245 livestock producers applied for grants from the first AGRI appropriation.
- 50 applicants were awarded grants.
- The AGRI Program was created in 2009 to further livestock industry development and other programs pursuant to M.S. 41A.12.

**Activity Description**

The Agricultural Growth, Research and Innovation (AGRI) program was created in 2009 to provide grants and loans to fund emerging needs in agriculture, particularly in two areas:

- Reinvestment in the livestock industry through the Livestock Investment Grant Program; and
- Investment in bio-energy projects through the NextGen Energy Grant Program.

**Population Served**

AGRI's programs allow MDA to target investment throughout the agricultural community. The Livestock Investment Grant Program has served beginning farmers, as well as organic and traditional farmers. Grant recipients are located across Minnesota and represent a variety of livestock species.

**Services Provided****Livestock Investment Program**

In FY 2010, \$1 million was provided for AGRI and directed to be spent on the Livestock Investment Program, which is aimed at boosting the state's livestock sector. Grants were awarded to 50 livestock producers. The program is very popular, with 245 farmers applying for grants that would help offset investments valued at \$39 million. Projects approved in FY 2010 include renovation of milking facilities, barn upgrades, technology modernization, improved waste management systems and business transitions.

**NextGen Energy Grant Program**

The NextGen Energy Grant Program serves the biofuels and green energy industry, providing investment in a wide arrange of bioenergy and green fuel projects, and creating jobs and other economic development in rural areas of Minnesota.

**Historical Perspective**

Both the Livestock Investment Grant Program and the NextGen Energy Grant Program, funded in FY 2008 and FY09, were enthusiastically received by Minnesota's agricultural community. Over 800 livestock producers have applied for the livestock investment grants since the program was launched in 2008.

Governor Pawlenty created AGRI in 2009, to provide on-going funding for supporting Next Generation energy development and livestock investment, stimulating growth in both areas. AGRI received an appropriation of \$1 million in FY 2010, directed only toward livestock investment.

When created, it was anticipated that the AGRI program would receive funding at the completion of the ethanol producer payment program. Budget reductions have caused the completion of the ethanol producer payment program to be delayed, with the last payment expected to be made in FY 2012, which could allow additional AGRI funding in FY 2013.

**Key Program Goals & Measures**

Minnesota Milestones Goals:

- Minnesota will have sustainable, strong economic growth, indicated by growth in gross state product, employment of working-age population, and energy efficiency of the economy. AGRI's programs will help advance new bioenergy technologies, leading to improved energy efficiency in Minnesota; and will create and improve rural employment opportunities by making livestock farms more profitable and efficient.
- Minnesotans will conserve natural resources to give future generations a healthy environment and a strong economy, indicated by renewable energy sources, and air pollutants. AGRI's NextGen Energy Program is aimed at increasing availability of renewable energy sources and reducing air emissions.

## AGRICULTURE DEPT

**Program:** VALUE-ADDED PRODUCTS

**Activity:** AGRI PROGRAM

Narrative

- Rural areas, small cities and urban neighborhoods throughout the state will be economically viable places for people to live and work. Both programs under AGRI are aimed at keeping residents in Minnesota's rural areas by creating new jobs, making existing jobs and agri-businesses more profitable, and generally providing enhanced rural economic development.

### Activity Funding

Before the following were moved into the AGRI program, the:

- NextGen Energy Grant Program was funded at \$3 million in FY 2008; and
- Livestock Investment Grant Program was funded at \$1 million in FY 2008.

Since they were moved into the AGRI program, the:

- NextGen Energy Program has not received additional funding; and,
- Livestock Investment Grant Program was funded at \$1 million in FY 2010.

### Contact

Additional information on these activities can be found on the following web pages:

<http://www.mda.state.mn.us/renewable/nextgen.aspx> and

<http://www.mda.state.mn.us/en/grants/grants/livestockinvestment.aspx> or by contacting the Office of the Commissioner at (651) 201-6015.

**AGRICULTURE DEPT**  
**Program: VALUE-ADDED PRODUCTS**  
**Activity: AGRI PROGRAM**

Budget Activity Summary

<i>Dollars in Thousands</i>					
	<b>Current</b>		<b>Forecast Base</b>		<b>Biennium</b>
	<b>FY2010</b>	<b>FY2011</b>	<b>FY2012</b>	<b>FY2013</b>	<b>2012-13</b>
<b><u>Direct Appropriations by Fund</u></b>					
<b>General</b>					
Current Appropriation	0	0	0	0	0
<b>Technical Adjustments</b>					
Current Law Base Change			0	14,422	14,422
<b>Forecast Base</b>	<b>0</b>	<b>0</b>	<b>0</b>	<b>14,422</b>	<b>14,422</b>
<b><u>Expenditures by Fund</u></b>					
<b>Direct Appropriations</b>					
General	0	0	0	14,422	14,422
<b>Total</b>	<b>0</b>	<b>0</b>	<b>0</b>	<b>14,422</b>	<b>14,422</b>
<b><u>Expenditures by Category</u></b>					
Local Assistance	0	0	0	14,422	14,422
<b>Total</b>	<b>0</b>	<b>0</b>	<b>0</b>	<b>14,422</b>	<b>14,422</b>

**Program Description**

The purpose of the Administrative Services program is to provide leadership and direction to the functions of the agency and to provide Minnesota agriculture with a variety of grant programs, direct grants and assistance programs for individuals and organizations.

**Budget Activities**

This program includes the following budget activities:

- Grants and Assistance
- Agency Services



# AGRICULTURE DEPT

Program: ADMIN & FINANCIAL ASSIST

Program Summary

<i>Dollars in Thousands</i>					
	<b>Current</b>		<b>Forecast Base</b>		<b>Biennium</b>
	<b>FY2010</b>	<b>FY2011</b>	<b>FY2012</b>	<b>FY2013</b>	<b>2012-13</b>
<b><u>Direct Appropriations by Fund</u></b>					
<b>General</b>					
Current Appropriation	7,090	9,940	9,940	9,940	19,880
<b>Technical Adjustments</b>					
One-time Appropriations			(4,000)	(4,000)	(8,000)
Operating Budget Reduction			(11)	(11)	(22)
<b>Forecast Base</b>	<b>7,090</b>	<b>9,940</b>	<b>5,929</b>	<b>5,929</b>	<b>11,858</b>
<b>Miscellaneous Special Revenue</b>					
Current Appropriation	0	40	0	0	0
<b>Forecast Base</b>	<b>0</b>	<b>40</b>	<b>0</b>	<b>0</b>	<b>0</b>
<b><u>Expenditures by Fund</u></b>					
<b>Direct Appropriations</b>					
General	6,764	10,039	5,835	5,835	11,670
Miscellaneous Special Revenue	0	40	0	0	0
<b>Statutory Appropriations</b>					
Miscellaneous Special Revenue	2,991	3,233	3,256	3,326	6,582
Agriculture Fund	237	257	802	802	1,604
Federal	430	698	763	763	1,526
Gift	6	4	2	0	2
<b>Total</b>	<b>10,428</b>	<b>14,271</b>	<b>10,658</b>	<b>10,726</b>	<b>21,384</b>
<b><u>Expenditures by Category</u></b>					
Total Compensation	4,580	5,019	4,959	5,033	9,992
Other Operating Expenses	2,115	2,536	2,412	2,410	4,822
Payments To Individuals	498	510	538	538	1,076
Local Assistance	3,235	6,206	2,749	2,745	5,494
<b>Total</b>	<b>10,428</b>	<b>14,271</b>	<b>10,658</b>	<b>10,726</b>	<b>21,384</b>
<b><u>Expenditures by Activity</u></b>					
Grants & Assistance	3,673	6,869	3,482	3,396	6,878
Agency Services	6,755	7,402	7,176	7,330	14,506
<b>Total</b>	<b>10,428</b>	<b>14,271</b>	<b>10,658</b>	<b>10,726</b>	<b>21,384</b>
<b>Full-Time Equivalents (FTE)</b>	<b>55.3</b>	<b>39.5</b>	<b>39.5</b>	<b>39.5</b>	

#### Activity at a Glance

This activity includes the following programs:

- The Dairy Development Profitability and Enhancement Program
- The Farmers Market Nutrition coupon programs (including federal money)
- Milk for food shelves through a grant to Second Harvest Heartland
- The Farm Advocates program
- Mental health assistance through the Minnesota State Colleges and Universities
- County Fair and Agricultural Society Grants
- Grants to the Northern Crops Institute, Northern Minnesota Forage-Turf Seed Advisory Committee and the Minnesota Horticultural Society

#### Activity Description

This activity provides a variety of grant programs, pass-through grants and financial assistance programs for individuals and organizations.

#### Population Served

Grants and assistance are provided to dairy producers, low-income and nutritionally at-risk people, farmers in financial crisis, county fairs, agricultural producer associations, and research and development organizations.

#### Services Provided

**The Dairy Development Profitability and Enhancement** program assists dairy producers in the enhancement of their operations. The program consists of the Dairy Enhancement Team Grants and Dairy Business Planning Grants. Local teams are composed of University of Minnesota Extension and MnSCU employees, as well as local veterinarians, feed nutritionists and financial lenders.

Teams work with individual producers to help them achieve greater profitability, productivity, and efficiency. Through this cooperative effort, producers have been able to eliminate bottlenecks in their operations, and accomplish business and family goals. The Dairy Business Planning Grant provides a 50 percent cost share, up to \$3,000 per producer, of the cost for completing a business plan. Options explored by these producers have included: on-farm processing, expansion, transferring the farm to the next generation, and environmental upgrades. This grant is available to all dairy producers, but the program gives preference to small to medium-sized producers.

**The Farmers' Market Nutrition Programs (FMNP)** promote farmers' markets and improve the diets of low-income children, pregnant women, and seniors. The program aims to increase direct sales of locally grown produce and encourage consumption of fresh produce among low-income and nutritionally at-risk people by providing checks to those groups. FMNP issues checks to FMNP-Women, Infant and Children (WIC) recipients through the local WIC agencies that can only be redeemed at authorized farmers' markets for locally grown, fresh, unprocessed fruits and vegetables. Seniors receive checks from the agencies that distribute Nutrition Assistance Program for Seniors (NAPS) commodities. The department authorizes markets and vendors to accept the checks and investigates to ensure that vendors comply with program requirements and redeem checks only for eligible items.

**The Second Harvest Heartland grant** supports the purchase of milk for distribution to Minnesota's food shelves and other charitable organizations that are eligible to receive food from the food banks.

**Farm Advocates** provide one-on-one assistance to Minnesota farmers who face crisis due to a natural disaster or financial problems. Farm Advocates understand the needs of agricultural families. Farm Advocates assist farmers who are entering negotiations with a lender, liquidating assets of a farming operation, seeking financial assistance, and/or are receiving an adverse decision from a state or federal agency. Key farm advocate services include: financial planning, lender negotiations, farm program advice, referrals for legal services, and referrals for Social and Human Services. In addition, mental health counseling support to farm families and business operators is supported through farm business management programs at Central Lakes College and Ridgewater College.

Grants to county fairs and agricultural associations provide assistance to fair boards and associations for prize costs. Grants to the Northern Crops Institute and the Northern Minnesota Forage-Turf Seed Advisory Committee provide support for continued research into hardy varieties of crops for use in the northern tier of states and improved production of forage and turf seed related to new varieties. Grants to the Minnesota Horticultural Society

## AGRICULTURE DEPT

**Program:** ADMIN & FINANCIAL ASSIST

**Activity:** GRANTS & ASSISTANCE

Narrative

support educational programs including the Minnesota Green program, which supplies donated plant materials to more than 200 community greening spaces throughout the state.

### Historical Perspective

Minnesota has had state-funded FMNP since FY 1989 and has received federal funds since federal FY 1994. The senior FMNP started in Minnesota in federal FY 2001, the first year federal funds were available.

The Dairy Development Profitability and Enhancement program was established in 1996.

The Minnesota Horticultural Society was founded in 1866 and its magazine, *The Northern Gardener*, is the longest continuously published magazine in the state.

### Key Activity Goals & Measures

This activity supports the statewide goals of having sustainable, strong economic growth, specifically supporting agricultural industries and employment in rural communities. These programs also support the statewide goal of helping Minnesotans in need, specifically helping low-income and nutritionally at-risk people and farmers in crisis.

- The Dairy Profitability and Enhancement Teams have worked with more than 400 individual producers over the past biennium.
- For every dollar spent on the Dairy Development Profitability and Enhancement Program, dairy producers have realized returns of \$17, either in reduced costs or increased revenues.
- Approximately 35,000 WIC families received farmers' market nutrition assistance each year of the past biennium.
- Approximately 6,000 seniors received famers' market nutrition assistance each year of the past biennium.
- Approximately 300 farmers have been vendors in the FMNP each year of the past biennium.

### Activity Funding

Grants and claims are funded by direct appropriations from the general fund. Appropriations for the Farmers' Market Nutrition Programs provide the required match for federal appropriations.

### Contact

For more information, contact the Office of the Commissioner at (651) 201-6015.

# AGRICULTURE DEPT

## Program: ADMIN & FINANCIAL ASSIST

Activity: GRANTS & ASSISTANCE

Budget Activity Summary

<i>Dollars in Thousands</i>					
	<b>Current</b>		<b>Forecast Base</b>		<b>Biennium</b>
	<b>FY2010</b>	<b>FY2011</b>	<b>FY2012</b>	<b>FY2013</b>	<b>2012-13</b>
<b><u>Direct Appropriations by Fund</u></b>					
<b>General</b>					
Current Appropriation	3,554	6,485	6,485	6,485	12,970
<b>Technical Adjustments</b>					
One-time Appropriations			(4,000)	(4,000)	(8,000)
<b>Forecast Base</b>	<b>3,554</b>	<b>6,485</b>	<b>2,485</b>	<b>2,485</b>	<b>4,970</b>
<b><u>Expenditures by Fund</u></b>					
<b>Direct Appropriations</b>					
General	3,421	6,439	2,391	2,391	4,782
<b>Statutory Appropriations</b>					
Agriculture Fund	236	254	800	800	1,600
Federal	16	176	291	205	496
<b>Total</b>	<b>3,673</b>	<b>6,869</b>	<b>3,482</b>	<b>3,396</b>	<b>6,878</b>
<b><u>Expenditures by Category</u></b>					
Total Compensation	109	103	106	110	216
Other Operating Expenses	179	260	270	243	513
Payments To Individuals	150	300	357	298	655
Local Assistance	3,235	6,206	2,749	2,745	5,494
<b>Total</b>	<b>3,673</b>	<b>6,869</b>	<b>3,482</b>	<b>3,396</b>	<b>6,878</b>
<b>Full-Time Equivalents (FTE)</b>	<b>1.4</b>	<b>1.4</b>	<b>1.4</b>	<b>1.4</b>	

**Activity at a Glance**

- Commissioner's Office oversees and directs the activity of all divisions in MDA
- Human Resources and Diversity assist over 500 employees with personnel matters
- Finance and Budget works to manage over \$200 million each year for a wide variety of operations, grants and loan programs
- Information Technology provides, maintains and updates MDA's hardware, software, and network computer assets
- Agricultural Statistics is a state/federal partnership that collects, correlates, and analyzes agricultural data
- MDA has over 300 employees located in the Minneapolis/St. Paul metro area, and over 200 employees located throughout Minnesota in the areas they serve

**Activity Description**

Agency Services provides leadership to the Minnesota Department of Agriculture (MDA) and its employees, and outreach to the agriculture industry and Minnesota consumers. It also provides department-wide support in the areas of human resources, finance and budget, and information technology by assisting divisions in providing efficient and effective programs.

M.S. Chapter 17 provides the main statutory authority for the commissioner of MDA.

**Population Served**

In addition to supplying essential assistance to MDA employees and programs, Administrative Services also works with the legislature, producers and processors in the agricultural industry, citizens of Minnesota, and partner state and federal agencies.

**Services Provided**

Agency Services consists of the following:

- Commissioner's Office – provides leadership for the department, sets policy, and represents the department in interactions with our stakeholders.
- Human Resources – provides employee safety and health, labor relations, training, and diversity programs in order to maintain a flexible and diverse workforce that can meet the needs of a changing and demanding workplace.
- Finance and Budget – provides centralized accounting, payroll, budgeting, mail, and motor pool services to the employees of MDA.
- Information Technology – provides services to all divisions for computer systems analysis, technical support, programming, project management, web design and graphic arts; administers the production of all department licenses; coordinates geographic information systems; manages telephone services; and prepares for future technology needs.
- Agricultural Statistics – a joint federal/state division that collects, analyzes, and disseminates statistical information useful to not only agricultural producers and processors, but also to economists.

**Historical Perspective**

Minnesota's agriculture and food sector continues to face formidable challenges. Public expectations for food safety, natural resource protections and agriculture security are at the highest level in recent history, and the competition for domestic and international markets is more intense every year. The department's budget and human resources have been obligated to respond to numerous critical situations while also trying to help Minnesota's agriculture and food sector position itself for success in this fast-changing environment.

The department has made advances to align business needs with technology support, moving from a fragmented information technology infrastructure to a highly integrated system that provides improved support/services to our employees, customers, and Minnesota citizens. The department has a proven track record of successfully managing and completing complex information technology projects on time and within budget.

**Key Activity Goals & Measures**

This activity supports the three basic goals of the Department of Agriculture: protecting the safety of the food supply from the farm to the consumer, promoting environmentally friendly agricultural practices and improving the marketability of Minnesota's agricultural products.

## AGRICULTURE DEPT

**Program:** ADMIN & FINANCIAL ASSIST

**Activity:** AGENCY SERVICES

Narrative

Performance objectives that will be measured and used to evaluate effectiveness in the next biennium include the following:

- Documented ongoing involvement at national and local levels to ensure that Minnesota's agriculture activities are understood and the valuable contributions they make are continued and enhanced.
- Continued advancement in technological improvements to key areas of the agency's operations, such as inspections and other safety-related activities.
- Participation in statewide human resources activities to better manage skills across state government.

### Activity Funding

Leadership and support activities are funded with direct appropriations from the general fund and indirect cost charges made within the agency for central service operations.

### Contact

Additional information on these activities can be found on the MDA website:

<http://www.mda.state.mn.us/about/divisions.aspx> or by contacting the Office of the Commissioner at 651-201-6015.

# AGRICULTURE DEPT

## Program: ADMIN & FINANCIAL ASSIST

Activity: AGENCY SERVICES

Budget Activity Summary

<i>Dollars in Thousands</i>					
	<b>Current</b>		<b>Forecast Base</b>		<b>Biennium</b>
	<b>FY2010</b>	<b>FY2011</b>	<b>FY2012</b>	<b>FY2013</b>	<b>2012-13</b>
<b><u>Direct Appropriations by Fund</u></b>					
<b>General</b>					
Current Appropriation	3,536	3,455	3,455	3,455	6,910
<b>Technical Adjustments</b>					
Operating Budget Reduction			(11)	(11)	(22)
<b>Forecast Base</b>	<b>3,536</b>	<b>3,455</b>	<b>3,444</b>	<b>3,444</b>	<b>6,888</b>
<b>Miscellaneous Special Revenue</b>					
Current Appropriation	0	40	0	0	0
<b>Forecast Base</b>	<b>0</b>	<b>40</b>	<b>0</b>	<b>0</b>	<b>0</b>
<b><u>Expenditures by Fund</u></b>					
<b>Direct Appropriations</b>					
General	3,343	3,600	3,444	3,444	6,888
Miscellaneous Special Revenue	0	40	0	0	0
<b>Statutory Appropriations</b>					
Miscellaneous Special Revenue	2,991	3,233	3,256	3,326	6,582
Agriculture Fund	1	3	2	2	4
Federal	414	522	472	558	1,030
Gift	6	4	2	0	2
<b>Total</b>	<b>6,755</b>	<b>7,402</b>	<b>7,176</b>	<b>7,330</b>	<b>14,506</b>
<b><u>Expenditures by Category</u></b>					
Total Compensation	4,471	4,916	4,853	4,923	9,776
Other Operating Expenses	1,936	2,276	2,142	2,167	4,309
Payments To Individuals	348	210	181	240	421
<b>Total</b>	<b>6,755</b>	<b>7,402</b>	<b>7,176</b>	<b>7,330</b>	<b>14,506</b>
<b>Full-Time Equivalents (FTE)</b>	<b>53.9</b>	<b>38.1</b>	<b>38.1</b>	<b>38.1</b>	

# AGRICULTURE DEPT

# Agency Revenue Summary

*Dollars in Thousands*

	Actual FY2010	Budgeted FY2011	Current Law		Biennium 2012-13
			FY2012	FY2013	
<b><u>Non Dedicated Revenue:</u></b>					
<b>Departmental Earnings:</b>					
General	3,358	3,094	3,093	3,093	6,186
Remediation Fund	93	92	92	92	184
<b>Other Revenues:</b>					
General	38	0	0	0	0
<b>Other Sources:</b>					
General	34	0	0	0	0
<b>Total Non-Dedicated Receipts</b>	<b>3,523</b>	<b>3,186</b>	<b>3,185</b>	<b>3,185</b>	<b>6,370</b>
<b><u>Dedicated Receipts:</u></b>					
<b>Departmental Earnings:</b>					
Miscellaneous Special Revenue	3	3	3	3	6
Agriculture Fund	19,345	20,050	20,473	20,481	40,954
<b>Grants:</b>					
Miscellaneous Special Revenue	108	156	192	155	347
Federal	6,934	8,402	8,893	8,221	17,114
Federal Stimulus	69	0	0	0	0
<b>Other Revenues:</b>					
Miscellaneous Special Revenue	4,285	3,808	3,828	3,831	7,659
Agriculture Fund	699	612	608	642	1,250
Rural Finance Administration	3,036	3,002	2,717	1,221	3,938
Miscellaneous Agency	2	0	0	0	0
Gift	61	32	32	32	64
<b>Other Sources:</b>					
Clean Water Revolving Fund	5,201	4,665	4,665	4,665	9,330
Miscellaneous Special Revenue	808	396	396	396	792
Rural Finance Administration	7,973	5,024	5,878	5,272	11,150
Miscellaneous Agency	0	1	1	1	2
<b>Total Dedicated Receipts</b>	<b>48,524</b>	<b>46,151</b>	<b>47,686</b>	<b>44,920</b>	<b>92,606</b>
<b>Agency Total Revenue</b>	<b>52,047</b>	<b>49,337</b>	<b>50,871</b>	<b>48,105</b>	<b>98,976</b>