

Minnesota Department of Natural Resources Division of Forestry

State Forest Nursery Program

Fiscal Year 2009 Legislative Report



For more information, contact:

Olin Phillips—Nursery Program Supervisor, (651) 259-5282

Deb Pitt—General Andrews Nursery, (218) 372-3182

Craig VanSickle—Badoura Nursery, (218) 652-2385

Blank Page

Introduction

Minnesota's state forest nurseries began producing conservation-grade seedlings for reforestation in 1932. During the spring of 2009, the total number of seedlings produced from these nurseries exceeded the 1 billion mark. There currently are two state-operated forest nurseries: Badoura Nursery, located 10 miles south of Akeley, and General Andrews Nursery, located three miles north of Willow River.

The Department of Natural Resources is required by law (*Minnesota Statutes*, section 89.36, subd. 4) to annually submit to the Legislature a report on state forest nursery seedling production:

89.36 PRODUCING AND PROCURING PLANTING STOCK

Subd. 4. **Annual report.** The commissioner (of natural resources) shall submit an annual report to the legislature relating to the production of planting stock at state nurseries. The report must include the following:

- (1) sale figures;
- (2) income figures; and
- (3) expenses for operations and administration.

Copies of the report must be filed with the Legislative Reference Library and made available to the public.

The commissioner shall also provide any additional information requested by the legislature relating to the production of planting stock at state nurseries.

This law also requires the state forest nurseries to limit their production to not more than 10 million seedlings each year. Additionally, the state forest nurseries buy between 100,000 and 1 million seedlings each year from private producers for resale to its customers. Seedlings purchased from the state forest nurseries can only be planted in Minnesota and must be used to establish or reforest wood lots, windbreaks, and shelterbelts or used for erosion control, soil and water conservation, environmental education, or permanent food and cover for wildlife.



The billionth seedling was lifted the fall of 2008 and stored until spring planting time, April of 2009.

Blank Page

Table of Contents

Introduction.....	3
Sales and Production Summary	7
Sales by Species and Producer.....	11
Basis of Accounting.....	13
Appendix.....	15

List of Tables and Figures

Table 1: Trees Produced, Purchased, and Sold.....	7
Table 2: Seedling Distribution	8
Table 3: Seedling Types.....	9
Table 4: Statement of Revenues and Costs.....	17
Table 5: Cash Receipts and Expenditures.....	17
Table 6: Accounts Receivable Reconciliation	18
Table 7: Appropriation—Allotment Summary Balance Report	19
Table 8: Managers Financial Report.....	20-23
Table 9: Actual Receipts Report	24
Table 10: WIRES Quarterly A/R Billings, Adjustment, and Write Off Report	25
Table 11: WIRES Quarterly A/R Collections Report	26
Table 12: Accounts Receivable Aging Report	27
Figure 1: Trees Produced, Purchased, and Sold	7
Figure 2: Seedling Distribution.....	8
Figure 3: Seedling Types	9

Blank Page

Sales and Production Summary State Forest Nursery Program

Fiscal Year 2009

Table 1: Trees Produced, Purchased, and Sold

Type	Number	Percent
Trees Produced by State Nurseries and Sold	5,062,450	97.0
Privately Produced Trees Purchased by State Nurseries and Sold	145,400	2.7
Replacement Stock Shipped	13,250	0.3
Total	5,221,100	100

NOTE: 1.4 million containerized seedlings at a cost of \$192,198 were purchased from private nurseries in FY09. These seedlings are used for reforestation and are purchased with bonding dollars. They are not part of the State Nursery program.

Figure 1: Trees Produced, Purchased, and Sold

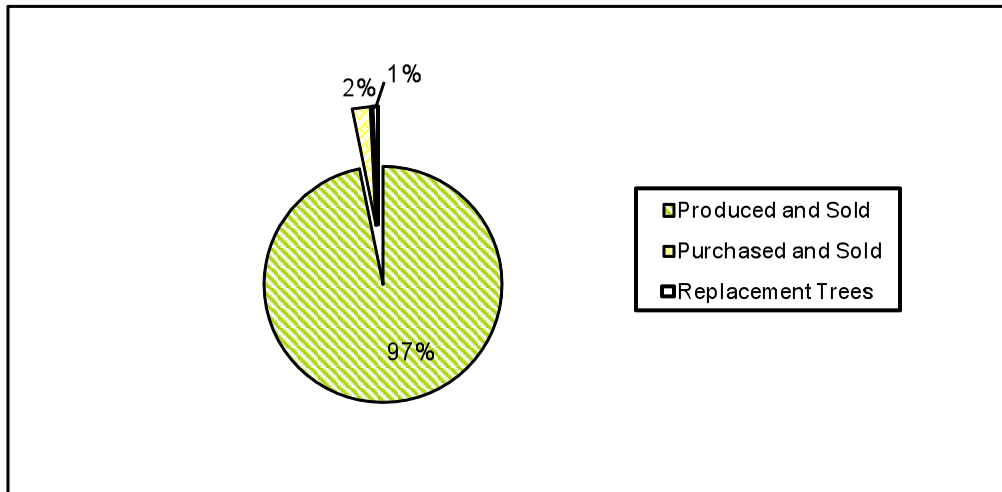


Table 2: Seedling Distribution

Type	Number	Percent
Sales to Public Land	2,843,150	54.4
Sales to Private Lands	2,377,950	45.6
Total	5,221,100	100

NOTE: 1.4 million containerized seedlings at a cost of \$192,198 were purchased from private nurseries in FY09. These seedlings are used for reforestation and are purchased with bonding dollars. They are not part of the State Nursery program.

Figure 2: Seedling Distribution

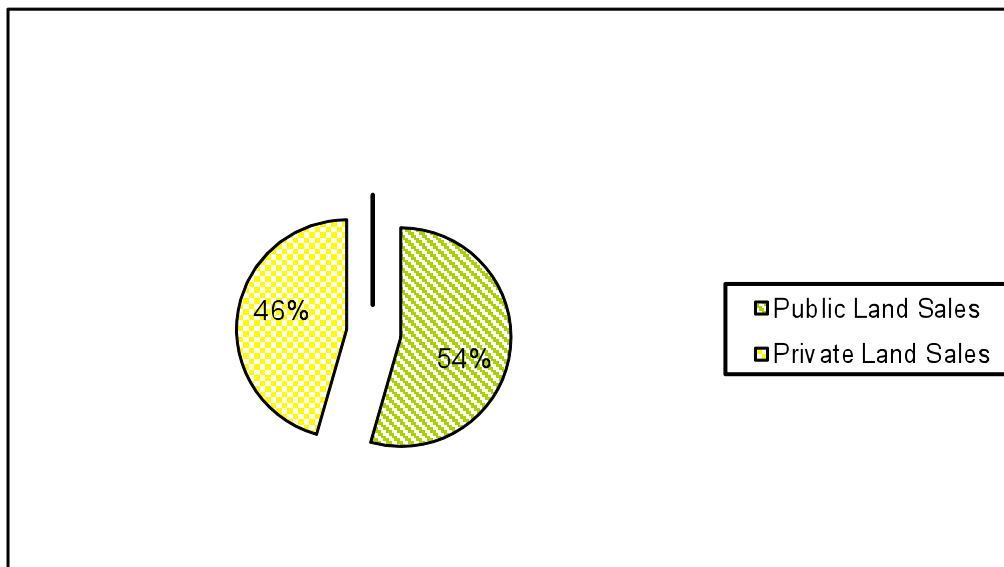
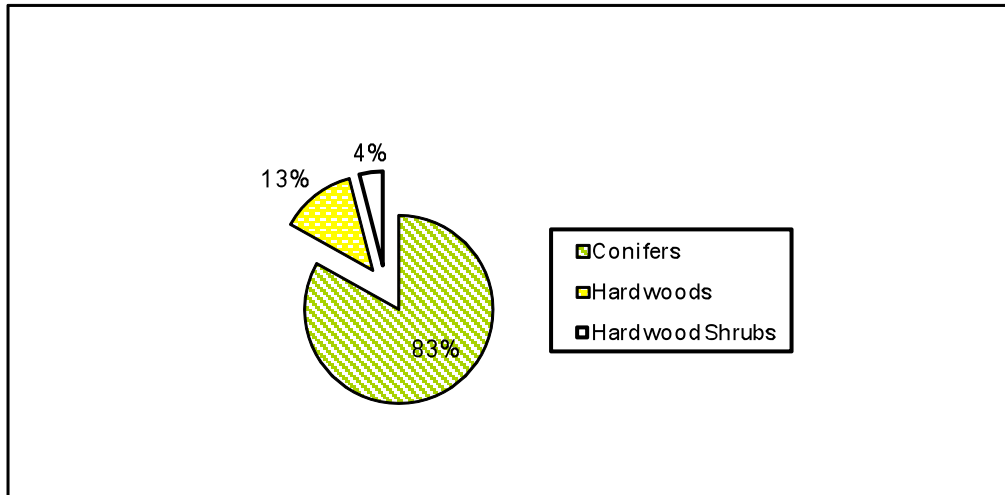


Table 3: Seedling Types

Type	Number	Percent
Conifers (Evergreens)	4,340,040	83.1
Hardwoods (Deciduous)	672,180	12.9
Hardwood Shrubs	208,880	4.0
Total	5,221,100	100

NOTE: 1.4 million containerized seedlings at a cost of \$192,198 were purchased from private nurseries in FY09. These seedlings are used for reforestation and are purchased with bonding dollars. They are not part of the State Nursery program.

Figure 3: Seedling Types



Blank Page

Summary of FY 2009 Sales by Species and Producer

Product	State Produced Trees Sold	Purchased Trees Shipped	Replacement Trees	Total Trees Shipped
Norway pine small	287,800	0	0	287,800
Norway pine 6"+	774,170	0	1,700	775,870
Norway pine TR	193,870	0	100	193,970
White pine small	63,300	0	0	63,300
White pine 5"+	316,305	0	100	316,405
White pine TR	109,595	0	900	110,495
Jack pine	299,900	0	0	299,900
Jack pine IMP	388,400	0	0	388,400
White spruce 6"	529,400	0	1,500	530,900
White spruce 4-0	75,400	0	0	75,400
White spruce small IMP	126,900	0	0	126,900
White spruce IMP	576,000	0	0	576,000
White spruce TR	125,720	0	200	125,920
White spruce IMP TR	5,000	0	0	5,000
Black spruce IMP TR	700	0	0	700
Black spruce IMP	82,580	0	0	82,580
Black spruce 2-0 IMP	12,000	0	0	12,000
Balsam fir	91,100	0	0	91,100
Balsam fir TR	4,400	0	0	4,400
Tamarack	39,700	15,000	2,800	57,500
White cedar	77,000	0	600	77,600
White cedar TR	26,600	0	0	26,600
Red cedar	71,700	0	0	71,700
Red oak	172,200	0	0	172,200
Bur oak	45,200	0	0	45,200
White oak	48,000	0	0	48,000
Mixed oak	50,400	200	150	50,750
Swamp white oak	24,500	0	0	24,500
Black ash	20,200	0	0	20,200
White ash	1,700	0	0	1,700
Green ash	18,100	0	0	18,100
Silver maple	36,080	0	200	36,280
Sugar(hard)maple	31,400	0	0	31,400
Paper birch	18,100	10,000	100	28,200
Yellow birch	10,600	0	0	10,600
Bigtooth aspen	2,100	0	0	2,100
Hybrid poplar	11,500	37,000	3,400	51,900
Hybrid poplar sticks	7,500	0	0	7,500
Cottonwood	14,400	0	0	14,400
Black walnut	74,850	0	1,000	75,850
Butternut	200	0	0	200
Black cherry	200	12,300	0	12,500

Kentucky coffeetree	1,100	0	0	1,100
Black elderberry	1,100	0	0	1,100
Pin cherry	11,900	0	50	11,950
Ninebark	6,000	0	0	6,000
Choke cherry	0	25,950	0	25,950
Wild plum	18,200	8,000	100	26,300
Hi-bush cranberry	0	1,500	0	1,500
Red osier dogwood	27,930	0	50	27,980
Gray dogwood	4,200	3,000	0	7,200
Crabapple	0	8,200	0	8,200
Nannyberry	4,000	0	0	4,000
4 Season wildlife packet	21,100	17,600	300	39,000
South hardwood packet	6,800	1,700	0	8,500
North hardwood packet	11,000	0	0	11,000
Pheasant winter cover packet	20,000	0	0	20,000
Grouse packet	17,500	3,500	0	21,000
Wild turkey packet	7,250	1,450	0	8,700
Evergreen packet	39,600	0	0	39,600
TOTALS	5,062,450	145,400	13,250	5,221,100

Total State Produced Stock	
Sold	5,062,450
Purchased Stock Sold	145,400
Replacement Trees	13,250
TOTAL STOCK SOLD & REPLACED	5,221,100

Basis of Accounting

The State Forest Nursery Program is operated on a self-sustaining basis so over time, the revenues must cover expenditures. Some seedlings take up to five years to produce. Each year of production, costs are incurred; however, approximately 70 percent of the total cost is incurred in the last year of production for lifting, packing, and shipping. In a given year, sales are defined as the revenues from seedlings *delivered* to customers that year from July 1 through June 30. The costs reported for that year are the production costs for **all** the seedlings in the inventory, not just for those seedlings sold. The nursery production is capped by statute at 10 million seedlings produced for sale per year. In addition, a limited amount of seedlings are purchased from outside for resale to meet demand. As a consequence of the above, a small surplus or deficit may occur in a given year, but over time it must balance.

89.36 PRODUCING AND PROCURING PLANTING STOCK

Subdivision 1. **Production at state nurseries.** The commissioner of natural resources may produce tree planting stock for the purposes of sections 89.35 to 89.39 upon any lands under control of the commissioner which may be deemed suitable and available therefore so far as not inconsistent with other uses to which such lands may be dedicated by law. The commissioner may not produce more than 10,000,000 units of planting stock annually, after January 1, 2003.

Subd. 2. **Purchase of stock.** The commissioner of natural resources may purchase tree planting stock for the purposes herein authorized under the provisions of sections 89.35 to 89.39, or any other applicable law now or hereafter in force.

In a given fiscal year, a significant portion of the "sales" have not been paid into the Forest Nursery Account and realized as cash receipts. So, as of the close of the year, an accounts receivable balance is carried. In addition, receipts from prior years' sales have been realized. Therefore, the cash receipts showing in the state accounting system (MAPS) should not be expected to tie to sales for that fiscal year.

The 2005 Legislature (Special Session) added to statute that up to \$250,000 per year could be used from the forest nursery account for forestry education and technical assistance. In Fiscal Year 2009, no monies were used from the forest nursery account for these purposes.

89.37 DISTRIBUTING PLANTING STOCK

Subd. 4. **Proceeds of sale.** All money received in payment for tree planting stock supplied under this section shall be deposited in the state treasury and credited to a forest nursery account and are available to the commissioner of natural resources for the purposes of sections 89.35 to 89.37, including up to \$250,000 per year for forestry education and technical assistance.

Blank Page

Appendix

Table 4: Statement of Revenues and Costs.....	17
Table 5: Cash Receipts and Expenditures.....	17
Table 6: Accounts Receivable Reconciliation	18
Table 7: Appropriation—Allotment Summary Balance Report	19
Table 8: Managers Financial Reports—General Andrews, Badoura, and Combined	20
Table 9: Actual Receipts Report	23
Table 10: WIRES Quarterly A/R Billings, Adjustment, and Write Off Report	24
Table 11: WIRES Quarterly A/R Collections Report	25
Table 12: Accounts Receivable Aging Report	26

Blank Page

**Table 4—Statement of Revenues and Costs
Forest Nursery Account
Fiscal Year 2009**

Revenues		
	Total Sales Fiscal Year 2009	\$2,567,403
	Adjustments	(\$260,115)
	Investment Income	\$39,015
	Total Revenues	\$2,346,303
Costs		
	Salary and Other Compensation	\$1,563,618
	Supplies and Expenses	\$475,736
	Equipment and Capital Improvements	\$194,449
	Other Costs	\$33,537
	Total Costs	\$2,267,340
Difference	Revenues Minus Costs	\$ 78,963

**Table 5—Cash Receipts and Expenditures
Forest Nursery Account
Fiscal Year 2009**

Balance Forward—In Prior Year			\$1,777,360
Adjusted Balance			\$-0-
Adjusted Balance Forward—In			\$1,777,360
Cash Receipts			
	Cash From AR Collections	\$840,579	
	Cash Sales	\$1,171,476	
	Investment Income	\$39,015	
Fiscal Year 2009 Total Receipts			\$2,051,070
Fiscal Year 2009 Expenditures			(\$2,267,340)
Balance Forward— Out			\$1,561,089

Table 6—Accounts Receivable Reconciliation Forest Nursery Account Fiscal Year 2009		
Accounts Receivable 6/30/08	\$424,195	
Total Sales Fiscal Year 2009	\$2,567,403	
Adjustments*	(\$260,115)	
Total		\$2,731,483
Fiscal Year 2009 Accounts Receivable Collections	\$840,579	
Fiscal Year 2009 Cash Sales	\$1,171,476	
Total		\$2,012,055
Accounts Receivable 6/30/09		\$719,428

WIRES reports were used for the billed, collected, and adjustment amounts. WIRES (Web Integrated Revenue/Receivable System) is the Department of Natural Resources revenue/receivable system.

*Adjustments are used to cancel and/or correct invoice amounts and write offs.

Appropriation - Allotment Summary

As Of: 11/30/2009

APPROPRIATION SUMMARY BALANCE INFORMATION

FY: 09 Fund: 203 Appr Unit: 300

Appropriation Name: FORESTRY NURSERIES ACCOUNT

Bdgt Auth Opt	Proj/Grant Indicator	Legal Citation	Section	Status	Type
O	N	MS 089 37 004	426 NATURAL RESOURCES DEPT	A	04

APPROPRIATION		RECEIPTS		BALANCE FORWARD		ANTIC TRANS		ACTUAL TRANS	
ORIGINAL APPR:	\$ 0.00	ORGNL EST RCPT:	\$ 2,500,000.00	IN:	\$ 1,777,359.52		\$ 0.00		\$ 0.00
CUR MOD APPR:	0.00	CURNT EST RCPT:	1,930,823.10	OUT:	1,561,088.90		0.00		0.00
REDUCTIONS:	0.00	ACTUAL RECEIPTS:	2,051,069.85						
CANCELLATIONS:	0.00	DED RCPT CAP:	0.00	TOTAL ALLOTMENTS:	\$ 2,287,428.74	PRE-ENCUMBRANCES:			\$ 0.00
ENC BDGT AUTHY:	\$ 2,267,340.47	SPENDING AUTH:	\$ 2,267,340.47	UNOBLIGATED BAL:	20,088.27	ENCUMBRANCES:			0.00
				UNLIQUID. CASH BAL:	0.00	EXPENDED AMT:			2,267,340.47

Available for Allotment: \$(20,088.27)

Appropriation End Date: 06/30/2009

ALLOTMENT SUMMARY BALANCE INFORMATION

Org	Allotment	Status	Allotted	Pre-Encumbered	Encumbered	Expended	Balance
3738	FORESTRY GEN ANDREWS NURSERY	A	1,027,622.35	0.00	0.00	1,027,134.36	487.99
3739	FORESTRY BADOURA NURSERY	A	1,235,244.61	0.00	0.00	1,235,244.61	0.00
3740	TREE IMPROVEMENT	A	24,561.78	0.00	0.00	4,961.50	19,600.28
			\$2,287,428.74	\$0.00	\$0.00	\$2,267,340.47	\$20,088.27

Revision: 05/20/09.cjr

Manager's Financial Report

Account Balances As Of: 11/30/09 (Including Salary Expenditures for Pay Periods Ending On or Before: 11/20/09)
 Obligated Amounts for Object Classes 1A0 and 1B0 are Current Modified Payroll Obligation Amounts from SEMA4

Orgn: 3738 FORESTRY - PROT - GAN

Allotment	Object Class	Allotted	Salary Obligation	Encumbered	Expended	Balance	% Bal
09 203 3738 300 - FORESTRY GEN ANDREWS NURSERY (Status = A)							
1A0	FULL TIME	285,000.00	1.47	0.00	280,378.53	4,621.47	1.62 %
1B0	PART-TIME, SEASONAL, LABOR SER	610,000.00	0.27	0.00	383,932.73	226,067.27	37.06 %
1C0	OVERTIME PAY	0.00	0.00	0.00	4,480.25	(4,480.25)	0.00 %
1D0	PREMIUM PAY	0.00	0.00	0.00	0.00	0.00	0.00 %
1E0	OTHER BENEFITS	80,000.00	0.00	0.00	53,375.55	26,624.45	33.28 %
2A0	SPACE RENTAL, MAINT, & UTILITY	25,000.00	0.00	0.00	25,523.51	(523.51)	(2.09)%
2B0	REPAIRS, ALTERATIONS, & MAINT	500.00	0.00	0.00	1,027.00	(527.00)	(105.40)%
2C0	PRINTING AND ADVERTISING	500.00	0.00	0.00	12,894.18	(12,394.18)	(2,478.8)%
2D0	PROF/TECH SERVICES OUTSIDE VEN	2,000.00	0.00	0.00	12,206.00	(10,206.00)	(510.30)%
2F0	COMMUNICATIONS	25,000.00	0.00	0.00	23,778.22	1,221.78	4.89 %
2G0	TRAVEL & SUBSISTENCE -INSTATE	1,000.00	0.00	0.00	1,082.83	(82.83)	(8.28)%
2H0	TRAVEL & SUBSISTENCE -OUTSTATE	800.00	0.00	0.00	0.00	800.00	100.00 %
2J0	SUPPLIES	158,632.56	0.00	0.00	110,191.86	48,440.70	30.54 %
2K0	EQUIPMENT	34,000.00	0.00	0.00	96,959.19	(62,959.19)	(185.17)%
2L0	EMPLOYEE DEVELOPMENT	500.00	0.00	0.00	20.40	479.60	95.92 %
2M0	OTHER OPERATING COSTS	75,000.00	0.00	0.00	10,194.38	64,805.62	86.41 %
2P0	STATEWIDE INDIRECT COSTS	0.00	0.00	0.00	17,567.98	(17,567.98)	0.00 %
2R0	STATE AGENCY REIMBURSEMENTS	0.00	0.00	0.00	(7,223.25)	7,223.25	0.00 %
2S0	AGENCY PROVIDED PROF/TECH SERV	0.00	0.00	0.00	745.00	(745.00)	0.00 %
CLS	EXPENSE BUDGET CLOSING	(270,310.21)	0.00	0.00	0.00	(270,310.21)	0.00 %
Totals for Allotment: 09 203 3738 300		\$1,027,622.35	\$1.74	\$0.00	\$1,027,134.36	\$487.99	0.05 %
Totals for Fund: 203		\$1,027,622.35	\$1.74	\$0.00	\$1,027,134.36	\$487.99	
Totals for : 3738		\$1,027,622.35	\$1.74	\$0.00	\$1,027,134.36	\$487.99	

Table 8

Minnesota Department of Natural Resources Manager's Financial Report

Account Balances As Of: 11/30/09 (Including Salary Expenditures for Pay Periods Ending On or Before: 11/20/09)
 Obligated Amounts for Object Classes 1A0 and 1B0 are Current Modified Payroll Obligation Amounts from SEMA4

Orgn: 3739 FORESTRY - PROT - B.N.

Allotment	Object Class	Allotted	Salary Obligation	Encumbered	Expended	Balance	% Bal
09 203 3739 300 - FORESTRY BADOURA NURSERY (Status = A)							
1A0	FULL TIME	302,000.00	3.82	0.00	298,351.18	3,648.82	1.21 %
1B0	PART-TIME, SEASONAL, LABOR SER	466,000.00	(2.32)	0.00	454,354.32	11,645.68	2.50 %
1C0	OVERTIME PAY	0.00	0.00	0.00	9,085.63	(9,085.63)	0.00 %
1D0	PREMIUM PAY	0.00	0.00	0.00	228.33	(228.33)	0.00 %
1E0	OTHER BENEFITS	76,000.00	0.00	0.00	79,431.12	(3,431.12)	(4.51)%
2A0	SPACE RENTAL, MAINT, & UTILITY	20,000.00	0.00	0.00	22,151.47	(2,151.47)	(10.76)%
2B0	REPAIRS, ALTERATIONS, & MAINT	5,000.00	0.00	0.00	1,610.52	3,389.48	67.79 %
2C0	PRINTING AND ADVERTISING	2,000.00	0.00	0.00	65.00	1,935.00	96.75 %
2D0	PROF/TECH SERVICES OUTSIDE VEN	1,000.00	0.00	0.00	199.00	801.00	80.10 %
2F0	COMMUNICATIONS	10,000.00	0.00	0.00	9,533.51	466.49	4.66 %
2G0	TRAVEL & SUBSISTENCE -INSTATE	1,000.00	0.00	0.00	918.13	81.87	8.19 %
2H0	TRAVEL & SUBSISTENCE -OUTSTATE	1,000.00	0.00	0.00	825.12	174.88	17.49 %
2J0	SUPPLIES	236,000.00	0.00	0.00	252,930.98	(16,930.98)	(7.17)%
2K0	EQUIPMENT	70,000.00	0.00	0.00	93,727.38	(23,727.38)	(33.90)%
2L0	EMPLOYEE DEVELOPMENT	1,000.00	0.00	0.00	575.00	425.00	42.50 %
2M0	OTHER OPERATING COSTS	58,700.00	0.00	0.00	7,699.92	51,000.08	86.88 %
2P0	STATEWIDE INDIRECT COSTS	0.00	0.00	0.00	803.00	(803.00)	0.00 %
2S0	AGENCY PROVIDED PROF/TECH SERV	1,000.00	0.00	0.00	2,755.00	(1,755.00)	(175.50)%
CLS	EXPENSE BUDGET CLOSING	(15,455.39)	0.00	0.00	0.00	(15,455.39)	0.00 %
Totals for Allotment: 09 203 3739 300		\$1,235,244.61	\$1.50	\$0.00	\$1,235,244.61	\$0.00	0.00 %
Totals for Fund: 203		\$1,235,244.61	\$1.50	\$0.00	\$1,235,244.61	\$0.00	
Totals for : 3739		\$1,235,244.61	\$1.50	\$0.00	\$1,235,244.61	\$0.00	

Minnesota Department of Natural Resources Manager's Financial Report

Account Balances As Of: 11/30/09 (Including Salary Expenditures for Pay Periods Ending On or Before: 11/20/09)
 Obligated Amounts for Object Classes 1A0 and 1B0 are Current Modified Payroll Obligation Amounts from SEMA4

Orgn: 3740 FORESTRY - NURSERY TREE COOP

Allotment	Object Class	Allotted	Salary Obligation	Encumbered	Expended	Balance	% Bal
09 203 3740 300	- TREE IMPROVEMENT (Status = A)						
2D0	PROF/TECH SERVICES OUTSIDE VEN	0.00	0.00	0.00	400.00	(400.00)	0.00 %
2J0	SUPPLIES	0.00	0.00	0.00	398.82	(398.82)	0.00 %
2M0	OTHER OPERATING COSTS	26,367.44	0.00	0.00	0.00	26,367.44	100.00 %
3C0	BUILDINGS & LAND IMPROVEMENTS	0.00	0.00	0.00	3,762.96	(3,762.96)	0.00 %
5D0	AID/GRANTS TO HIGHER ED INSTIT	0.00	0.00	0.00	399.72	(399.72)	0.00 %
CLS	EXPENSE BUDGET CLOSING	(1,805.66)	0.00	0.00	0.00	(1,805.66)	0.00 %
Totals for Allotment: 09 203 3740 300		\$24,561.78	\$0.00	\$0.00	\$4,961.50	\$19,600.28	79.80 %
Totals for Fund: 203		\$24,561.78	\$0.00	\$0.00	\$4,961.50	\$19,600.28	
Totals for : 3740		\$24,561.78	\$0.00	\$0.00	\$4,961.50	\$19,600.28	

Minnesota Department of Natural Resources Manager's Financial Report

Account Balances As Of: 11/30/09 (Including Salary Expenditures for Pay Periods Ending On or Before: 11/20/09)
 Obligated Amounts for Object Classes 1A0 and 1B0 are Current Modified Payroll Obligation Amounts from SEMA4

Orgn: 3740 FORESTRY - NURSERY TREE COOP

Allotment	Object Class	Allotted	Salary Obligation	Encumbered	Expended	Balance	% Bal
Grand Total:		\$2,287,428.74	\$3.24	\$0.00	\$2,267,340.47	\$20,088.27	

Actual Receipts Report

Selected Date Range 7/1/08 to 11/30/09

Fund: 203

Appr: 300

Rev Code: 5354 NURSERY SEED CONE

Appropriation Level: 2009 203 300 3000 FORESTRY NURSERIES ACCOUNT, Rev Code 5354 NURSERY SEED CONE \$ 270,505.20

Rev Code: 5354 NURSERY SEED CONE \$270,505.20

Rev Code: 5355 NURSERY SEEDLINGS

Appropriation Level: 2009 203 300 3000 FORESTRY NURSERIES ACCOUNT, Rev Code 5355 NURSERY SEEDLINGS \$ 1,742,161.28

Appropriation Level: 2009 203 300 3738 FORESTRY NURSERIES ACCOUNT, Rev Code 5355 NURSERY SEEDLINGS \$(612.50)

Rev Code: 5355 NURSERY SEEDLINGS \$1,741,548.78

Rev Code: 8000 ITC INTEREST EARNINGS

Appropriation Level: 2009 203 300 3000 FORESTRY NURSERIES ACCOUNT, Rev Code 8000 ITC INTEREST EARNINGS \$ 39,015.87

Rev Code: 8000 ITC INTEREST EARNINGS \$39,015.87

Appr: 300 \$2,051,069.85

Fund: 203 \$2,051,069.85

Grand Total: \$2,051,069.85

Table 9

There will be an error in returned data if a state payment (PV 2 or 3) did not use accurate transaction line numbers.

Parameter Selections: Hide Detail: Yes, FY 2009 to 2009, Program: 30 to 30, Fund: 203 to 203, Appr: 300 to 300, Rev Code: 5354 to 8000

Sort Selection: Fund/Appr/Revenue Source/Allotment and Rev Code



Minnesota Department of Natural Resources

WIRES QTRLY A/R BILLINGS, ADJUSTMENT AND WRITE OFF REPORT (BY FUND & REV SOURCE)



CREATION DATES: FROM 07/01/08 TO 06/30/09

CE Path: WIRES\Accounts Receivable Q
Revision: 01/15/2008.DDC

Printed on 01/27/2010
Printed at 2:06:34PM

Fund/Revenue Source Customer	Customer #	Transaction Type	Invoice/CM #	Creation Date	Adjustment Activity Fund/Revenue Source	Amount	Adjustments	Write Offs	Billings
---------------------------------	------------	------------------	--------------	---------------	--	--------	-------------	------------	----------

Nurseries

	100 . 1952	346.90	183.63	0.00	163.27
	100 . 8011	575.98	575.98	0.00	0.00
	203 . 5354	255,387.02	(106,852.36)	(9.10)	362,248.48
	203 . 5355	880,432.11	(153,216.69)	(29.63)	1,033,678.43
	203 . 8000	13.75	0.00	0.00	13.75
	ORG TOTAL:	\$1,136,755.76	\$(259,309.44)	\$(38.73)	\$1,396,103.93
	GRAND TOTAL:	\$1,136,755.76	\$(259,309.44)	\$(38.73)	1,396,103.93



Minnesota Department of Natural Resources

FROM 07/01/2008 TO 06/30/2009

WIRES QTRLY A/R COLLECTIONS REPORT (by Fund)



CE Path: WIRES\Accounts Receivable Quarterly Reports

Revision: 12/27/2007.cjr

ORG: Nurseries

Printed on 01/27/2010

Printed at 2:10:12PM

Revenue Source	Applied Amount
State Tax - No Sub Rev 1952.--	\$409.69
INTEREST OF DELINQ COLLECTIONS - No Sub Rev 8011.--	\$535.83
Fund: 100	\$945.52
NURSERY SEED CONE - No Sub Rev 5354.--	\$170,450.57
NURSERY TREE SALES - No Sub Rev 5355.--	\$670,127.79
ITC INTEREST EARNINGS - No Sub Rev 8000.--	\$13.75
Fund: 203	\$840,592.11
Nurseries Total:	\$841,537.63
Grand Total (Applied):	\$841,537.63

Table 11

Due to the use of creation date any intra/inter agency bills paid in MAPS on the last day of the month will not be included in the totals; the interface to WIRES occurs the following day.



Minnesota Department of Natural Resources

WIRES TRANSACTION AGING REPORT (BY FUND AND REVENUE SOURCE)



BALANCE AS OF DATE: 06/30/2009

TRANSACTION TYPE: NURSERIES INVOICES

CE Path: WIRES>Aging
Revision: 10/21/2009 (Dicampbe)

Data Date: 01/27/2010
Data Time: 2:12 pm

ORG: NURSERIES

Transaction Type	Due Date Range	Invoice Number Range	Fund	Revenue Source	Outstanding Amount	Current Amount	Days Past Due						
							1 - 30	31 - 60	61 - 90	91 - 120	121 - 365	366 +	
Nurseries Invoices	07/01/04 - 11/29/09	200216 - 348702	100	1952	22.37	0.00	14.24					0.00	8.13
Nurseries Invoices	07/01/04 - 12/31/08	200216 - 348482	100	8011	278.10							40.90	237.20
Nurseries Invoices	07/01/04 - 07/29/09	200216 - 348701	203	5354	105,902.00	100,054.63	512.87						5,334.50
Nurseries Invoices	05/01/05 - 11/29/09	20040466 - 348702	203	5355	613,526.29	598,768.16	8,609.61					4,041.40	2,107.12
Nurseries Invoices	05/01/05	20040466	203	5463	0.00								0.00
Grand Totals:					719,728.76	698,822.79	9,136.72	0.00	0.00	0.00	4,082.30	7,686.95	
Percentage of Outstanding Amount:					-	97.10%	1.27%	0.00%	0.00%	0.00%	0.57%	1.07%	

Table 12

DATE: January 28, 2010

LEGISLATIVE REPORT – Cost of Preparation

NAME OF LEGISLATIVE REPORT – Minnesota Department of Natural Resources, Division of Forestry—State Forest Nursery Program, Fiscal Year 2009 Legislative Report

Based on: Legislatively Mandated Report

Minnesota Statute Reference: Minnesota Statutes, section 89.36, subd. 4

Prepared by: Janet Cherney, Division of Forestry, Department of Natural Resources

Phone: 651-259-5254

E-Mail: janet.cherney@state.mn.us

Description of Cost	Further explanation if necessary	Amount
Staff Time	30 hours by three staff	\$1,260.00
Duplication Cost (includes paper)	\$0.10 x 420 pages	\$42.00
Other:		
TOTAL TO PREPARE REPORT		
<i>(Note: Right click on amount cell and choose update to complete)</i>		\$1,302.00