



2009 Transit Report

A Guide to
Minnesota's
Public Transit
Systems

www.dot.state.mn.us/transit/transitreports/09

Your Destination...Our Priority



A MESSAGE FROM MINNESOTA TRANSPORTATION COMMISSIONER THOMAS K. SOREL

The economic recession had a profound effect on Minnesota's transit systems in 2009. In a statewide referendum in 2006, Minnesotans voted to dedicate 100 percent of the motor vehicle sales tax to transportation. Of this, 25.5 percent was dedicated to transit in state fiscal year 2008, with a graduated increase of up to 40 percent by state fiscal year 2012 and beyond.

The recession, however, led to a reduction in the number and value of motor vehicle purchases, so even though the percentage of motor vehicle sales tax dedicated to transit was increasing, the actual revenue was decreasing. The recession also placed a great deal of pressure on the state's general fund, which is the source of a significant amount of funding for Greater Minnesota transit. These factors were reflected in the outcome of the 2009 legislative session in which the percentage of motor vehicle sales tax dedicated to transit in fiscal years 2010 and 2011 was increased above the original ramp-up rates. This change partially counteracted the revenues lost through the reduction in car sales and a reduction in state general fund dollars appropriated for transit.



The recession undoubtedly affected transit ridership as well. Fuel prices were not as volatile in 2009 as they were in 2008, but most of the riders gained during 2008's high prices appear to have remained transit users in 2009. This may be an illustration of the good transportation value these people enjoyed when becoming transit users.

In Greater Minnesota (outside the seven-county Twin Cities metropolitan area), transit ridership was at an all-time high in 2008, with 11.2 million trips. In the Twin Cities, Metro Transit provided nearly 82 million trips, its highest ridership since 1981. Of this, more than 10 million trips were on the Hiawatha Light Rail Transit line, which continues to enjoy growing ridership. Overall in the Twin Cities metropolitan area, nearly 95 million trips were taken on transit in 2008.

Also related to the economic recession, the American Recovery and Reinvestment Act of 2009 (the federal economic stimulus package) will result in \$94 million in new buses, transit facilities and other transit infrastructure in Minnesota. These are entirely federal funds, with no local match required.

Three major transit infrastructure projects made significant strides in 2009. The Central Corridor LRT project will advance to the final design phase in early 2010 and is scheduled for completion in 2014. The St. Paul Union Depot moved closer to becoming a multi-modal hub with agreements achieved on real estate transactions for the concourse and head house. Starting in 2012, Amtrak plans to make the Depot its Twin Cities stop for the Empire Builder train running between Chicago and the Pacific Northwest. And the Northstar Corridor Rail project opened in November with commuter rail between Big Lake and downtown Minneapolis and an extension of the Hiawatha LRT line to the Minneapolis Northstar terminus and new Twins baseball park, Target Field.

The 2009 Transit Report highlights financial and operational information of the publicly funded transit systems in Minnesota. It provides a better understanding of the efforts to meet the mobility needs of communities across the state.

Table of Contents

Introduction

Transit Report Background	1
Transit Report Legislation and Purpose.....	1
Minnesota Transit Program Administration	1

Program Summary

Introduction	3
Future Minnesota Transit Needs and Cost	4
Greater Minnesota	4
Twin Cities Metro Area.....	5
2009 Greater Minnesota	
Public Transit Systems	7
2009 Metro Area Public Transit Systems	9
Local and State Funding	10
Greater Minnesota Funding Partnerships ...	10
Dedicated Public Funding for Transportation	
.....	10
State Public Transit Assistance.....	10
2009 Capital Bonding Bill.....	11
Federal Operating and Capital Program Funding	
.....	11
Federal Programs	11
American Recovery and Reinvestment Act.	12
Greater Minnesota Transit Services.....	13
Urban Transit System	13
Rural and Small Urban Transit Systems	13
Volunteer Transportation.....	13
Intercity Bus	15
Rural Transit Assistance Program (RTAP) .	15
Greater Minnesota Rideshare	15
Metro Area Transit Services	17
Regional Fixed Route Services.....	17
Metro Transit.....	17
Metro Mobility.....	17
Community Based Services.....	18
Travel Demand Management.....	18
Regional Transit Capital (RTC)	18
2009 Transit Recognition Awards	19
2009 Bus Roadeo	20

Greater MN Fact Sheets

Albert Lea Transit.....	21
Arrowhead Transit.....	22
Austin-Mower County Area Transit	23
Becker County Transit	24
Benson Heartland Express	25
Brainerd & Crow Wing Public Transit.....	26
Brown County Heartland Express.....	27
Chisago-Isanti County Heartland Express	28
Clay County Rural Transit.....	29
Cottonwood County Transit	30

Dawson Heartland Express	31
Duluth Transit Authority-Regular Route.....	32
Duluth Transit Authority-STRIDE.....	33
East Grand Forks Transit-Regular Route	34
East Grand Forks Dial-A-Ride	35
FAR North Public Transit.....	36
Faribault County Prairie Express	37
Faribault Flyer.....	38
Fosston Transit.....	39
Granite Falls Heartland Express.....	40
Grant County Alpha Transit	41
Hibbing Area Transit.....	42
Hubbard County Heartland Express	43
Kandiyohi Area Transit	44
La Crescent Apple Express	45
Le Sueur Heartland Express	46
Lincoln County Heartland Express	47
Mahnomen County Heartland Express.....	48
Mankato-Greater Mankato Transit System.....	49
Martin County Express	50
Meeker County Public Transit	51
Mille Lacs Public Transit, Inc.	52
Montevideo Heartland Express	53
Moorhead Metropolitan Area Transit	54
Moorhead Metropolitan Area Transit	
Paratransit	55
Morris Transit.....	56
Murray County Heartland Express	57
Northfield Transit	58
Paul Bunyan Transit	59
Pine River Ride With Us Bus.....	60
Pipestone County Transit	61
Prairie Five Rides	62
Prairieland Transit	63
Rainbow Rider Transit	64
Red Lake Transit	65
Renville County Heartland Express.....	66
RiverRider Public Transit System.....	67
Rochester Public Transit	68
Rochester Dial-A-Ride.....	69
Rock County Heartland Express	70
St. Cloud Metro Bus Fixed Route	71
St. Cloud Metro Bus Dial-A-Ride	72
St. Peter Transit.....	73
SEMCAC Transportation	74
Steele County Area Transit	75
Stewartville Heartland Express.....	76
Three Rivers Hiawathaland Transit	77
Timber Trails Public Transit, Inc.	78
Trailblazer Transit.....	79
Transit Alternatives	80
Tri-CAP Transit Connection.....	81
Tri-Valley Heartland Express Bus.....	82
Virginia Dial-A-Ride	83

Wadena County Friendly Rider Transit.....	84
Watonwan Take Me There.....	85
Western Community Transit	86
Winona Transit Service.....	87

Metropolitan Area Fact Sheets

Anoka County Traveler	88
Carver County Rural Transit	89
DARTS.....	90
Hastings TRAC	91
Hopkins Hop-A-Ride	92
H.S.I. Transporter	93
Lake Area Bus	94
Laker Lines	95
Maple Grove Transit	96
Metro Mobility.....	97
Metro Transit-Rail	98
Metro Transit-Fixed Bus Routes	99
Metropolitan Council-Contracted Services...	100
Minnesota Valley Transit Authority.....	101
Northeast Suburban Transit.....	102
Northstar Commuter Coach	103
Plymouth Metrolink	104
PRISM Express.....	105
Ramsey Star Express	106
Scott County Transit	107
Shakopee Transit.....	108
Southwest Transit	109
S.T.E.P. Transportation	110
University of Minnesota Transit.....	111

Elderly and Persons with Disabilities

Capital Program

Section 5310 Organizations.....	113 thru 121
---------------------------------	--------------

Financial Appendix

Greater Minnesota Transit Systems.....	123-129
2008 Actual Operating Costs	123-124
2009 Estimated Operating Costs	125-126
2009 Estimated Capital Costs.....	127
2009 ARRA Projects	128-129
Metropolitan Area Transit Systems.....	130-139
2008 Actual Operating Costs	130
2008 Actual Capital Costs.....	131-134
2009 Estimated Operating Costs	135-139

Operating Statistics

Minnesota's 2008 Transit Facts	141
Greater Minnesota Transit Ridership	142-143
Twin Cities Metro Area Transit Ridership.....	144

Glossary	145 thru 149
-----------------------	---------------------

Tables

Table I	2008 MN Public Transit Total Operating Costs	3
Table II	2008 MN Public Transit Ridership ..	3
Table III	Estimated Operating Subsidies – Greater MN	5
Table IV	2008 Greater MN Transit Funding Sources for Total Operating Costs..	5
Table V.	Estimated Fleet Capital Costs – Greater MN	5
Table VI	2008 TC Transit Funding Sources for Total Operating Costs.....	6
Table VII	Transit Funding for 2010-2011 Biennium	11
Table VIII	2009 FTA Funding	12
Table IX	2009 ARRA Funding	12

Graphs

Graph I	Greater MN Targeted and Projected Bus Service Hours 2010-2030	4
Graph II	2005-2009 Funding Sources for Operating Greater MN Transit	10

Maps

Map I	Greater MN Public Transit Systems	8
Map II	Community Based Dial-A-Ride Programs	9
Map III	Metro Area Transit Providers	9
Map IV	Public Transit Administered Volunteer Transportation Map	14
Map V	2009 Intercity Bus Services Map ..	16
Map VI	Section 5310 Organizations.....	112

The Transit Report has been published annually since 1983. Information is compiled by existing staff and the document is printed in-house and is also posted on the web. Tracked and reported per Minn. Stat. 3.197, the total cost for preparing the 2009 Transit Report, including Mn/DOT staff time and reproduction expenses, was \$13,808.67.

Transit Report Background

The 2009 transit report summarizes key financial information and operating statistics for Minnesota's publicly assisted transit systems. Published since 1983, the transit report is an annual document that provides a comprehensive view of transit in Minnesota for public officials, planners, transit planners, and other interested persons. The report is structured in the following manner:

The **Program Summary** provides an overview of public transportation in the State of Minnesota including prior year funding allocations by local, state, and federal sources, transit services by program types in both Greater Minnesota and the Twin Cities Metropolitan Area, and a review of prior year transit events.

The **Fact Sheets** provide more detailed information on each transit system in the state including operating and financial statistics. The Fact Sheets include Greater Minnesota systems and Twin Cities Metro Area systems. Included at the end of this section is a list of other organizations that receive funding for vehicles through the Elderly and Persons with Disabilities Capital Program (Section 5310).

The **Financial Information** provides detailed information on funding sources, costs, and expenditures for both operating and capital projects.

The **Operating Statistics** provide data on ridership, costs, and miles and include trend analysis.

The **Glossary** provides a listing of important terms used throughout the Transit Report.

Transit Report Legislation and Purpose

Minnesota Statute 174.247 requires the Commissioner of Transportation to submit a report to the Legislature on transit services outside the metropolitan area by February 15th of each year. The Metropolitan Council and any public transit system receiving assistance under section 174.24 are required to assist with this annual transit report. At a minimum, the report must include the following:

- Descriptive overview of public transit in Minnesota;
- Descriptive summary of funding sources and assistance programs;
- Summary of each public transit system receiving assistance under section 174.24;
- Data that identifies use of volunteers in providing transit service;
- Financial data that identifies operating costs, capital costs, and funding sources for each public transit system and for each transit system classification under section 174.24, subdivision 3b; and
- In each odd-numbered year, beginning in 2009, a calculation of the amounts of surplus or insufficient funds available for 1) paying the state share of transit operating costs under section 174.24, subdivision 3b, and 2) paying capital and operating costs to fully implement the transit service needs implementation plan under section 174.24, subdivision 1a.

Minnesota Transit Program Administration

Minnesota's public transit systems provide transportation alternatives to driving alone, and allow people to live independently and participate fully in the state's communities and economy. The goals of the state transportation system include providing transit services throughout the state to meet the needs of transit users (M.S. 174.01). These transit services are funded through a financial partnership that includes local, state, and federal participation.

In Minnesota, state and federal funding for public transit systems is administered by the Metropolitan Council and the Minnesota Department of Transportation (Mn/DOT). In the seven-county, Twin Cities metropolitan area, the Transportation Division of the Metropolitan Council is charged with planning, coordinating and administering transit services to meet the needs of the residents of the Twin Cities Metropolitan Area. Mn/DOT's Office of Transit is responsible for providing financial assistance to public transit systems in Greater Minnesota (80 counties outside the 7-county, metropolitan area).

The transit-related statutory purpose of the Metropolitan Council is to:

- Provide, to the greatest feasible extent, a basic level of mobility for all people in the metropolitan area;
- Arrange, to the greatest feasible extent, for the provision of a comprehensive set of transit and paratransit services to meet the needs of all people in the metropolitan area;
- Cooperate with private and public transit providers to ensure the most efficient and coordinated use of existing and future transit resources; and,
- Maintain public mobility in the event of emergencies or energy shortages.

The statutory purpose of Mn/DOT's Public Transit Participation Program is found in Minnesota Statute 174.21:

- Provide access to transit for persons who have no alternative mode of transit available;
- Increase the efficiency and productivity of public transit systems;
- Alleviate problems of automobile congestion and energy consumption and provide desirable land use where such activities are cost-effective;
- Maintain a state commitment to public transportation; and,
- Meet the needs of individual transit systems to the extent they are consistent with the other objectives stated above.

Introduction

Public transportation is a resource that Minnesotans value. Public transportation empowers individuals to be independent, seek and retain employment, access medical care, and gain access to new opportunities. Enhanced personal mobility and improved access to destinations through the use of public transportation means a better quality of life for citizens across the state. Public transportation is critical to Minnesota's economy - for every \$1 invested in public transportation, \$4 is generated in economic returns. Three Minnesotans used public transportation every second of every day in 2008.*

In 2008 (calendar year), public transportation systems funded by Mn/DOT and the Metropolitan Council provided almost 106 million trips statewide with an investment of \$403.6 million. Table I illustrates the breakdown of 2008 total operating costs for public transportation by funding class.

Table I – 2008 Minnesota Public Transit Total Operating Costs

	Total Cost (in millions)
Greater Minnesota	\$55,657,816
Urbanized	\$22,500,629
Elderly and Disabled	\$ 4,319,539
Small Urban	\$ 4,240,296
Rural	\$24,597,352
Twin Cities Metropolitan Area	\$347,922,357
Metro Transit Bus	\$226,330,972
Hiawatha Light Rail	\$ 23,697,504
Metro Mobility	\$ 31,195,147
Met Council Contracted Services	\$ 14,657,110
Suburban Transit Providers	\$ 34,555,918
Community Based Dial-A-Ride	\$ 11,563,872
Other**	\$ 5,921,834
TOTAL	\$403,580,173

**Other includes U of M Shuttle Service, Ramsey Star Express, and Northstar Commuter Coach.

In 2008 (calendar year), transit ridership reached record high figures across the state. Table II illustrates transit ridership by system type for both Greater Minnesota and the Twin Cities Metropolitan Area.

Table II – 2008 Minnesota Public Transit Ridership

	Total Rides
Greater Minnesota	11,188,467
Urbanized	7,382,174
Elderly and Disabled	225,080
Small Urban	934,152
Rural	2,647,061
Twin Cities Metropolitan Area	94,738,106
Metro Transit Bus	70,852,419
Hiawatha Light Rail	10,221,681
Metro Mobility	1,220,775
Met Council Contracted Services	2,873,469
Suburban Transit Providers	5,243,680
Community Based Dial-A-Ride	550,287
Northstar Commuter Coach***	168,600
Ramsey Star Express***	56,050
U of M Shuttle Service***	3,551,145
TOTAL	105,926,573

***Service is self-supported, no state appropriation is provided.

*Source: American Public Transportation Association (APTA)

http://publictransportation.org/takesusthere/docs/economy_fact_sheet.pdf

Future Minnesota Transit Needs and Costs

Throughout Minnesota, public transportation service provides residents with enhanced personal mobility and improved access to destinations. In 2008, Greater Minnesota and Twin Cities metropolitan area transit systems provided almost 106 million rides, allowing citizens of Minnesota to experience an enhanced quality of life. However, additional transit service is needed to adequately address transit needs across the state.

Funding gaps for transit exist in both Greater Minnesota and in the Twin Cities Metropolitan area. The *Greater Minnesota Transit Plan 2010-2030* and the *Metropolitan Council 2030 Transportation Policy Plan* discuss the additional need for transit services over the next 20 years in Minnesota and the transit policies and investments to address that additional transit service need. For both Greater Minnesota and the Twin Cities, demographic changes will require an increase in service that equates to an increase in funding, both in terms of operating and capital.

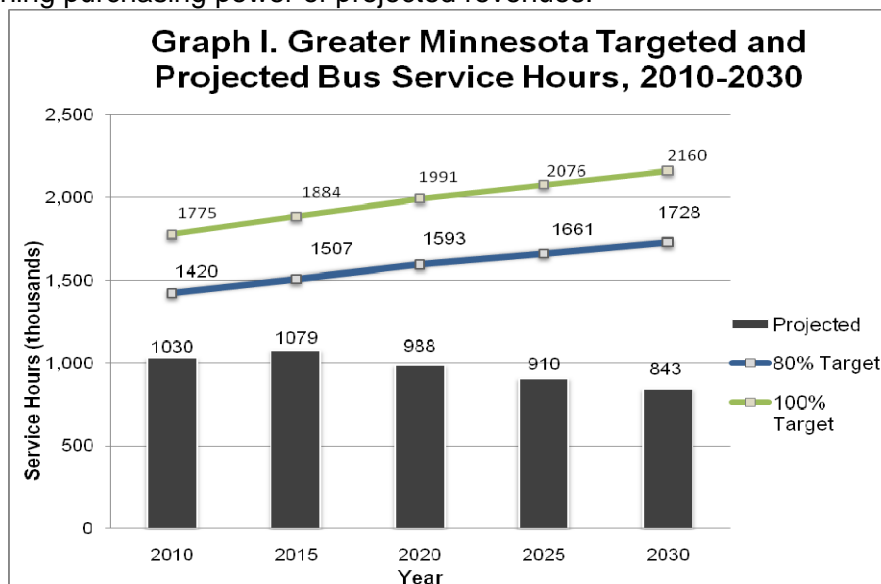
Greater Minnesota

In Greater Minnesota, changing mobility needs of individuals and the workforce will place larger demands on public transit systems over the next 20 years. Greater Minnesota's population is expected to increase by over 30% from 2000 to 2030 with the largest population gains in residents over 65. The changing composition of Minnesota's population through fluctuations in ethnic and racial makeup, poverty rates, and numbers of people with disabilities will make access to transportation even more critical in the future.

The *Greater Minnesota Transit Plan 2010-2030* projects future need for transit service with a target of meeting 80% of projected need. For Greater Minnesota, this transit service target equates to:

- 1.593 million bus service hours in 2020
- 1.728 million bus service hours in 2030

Graph I shows the gap between these transit service targets (line) and projected future transit service levels (bars) out to 2030. Future transit service levels were based on estimated available funding. These estimates assume that the state general fund remains at its base level of \$17.261 million, the Motor Vehicle Sales Tax (MVST) increases by 3% annually, federal funds remain at the 2008 base level and local funds continue to match the other three sources at their 2008 average of 30%. (Note that the local match required by statute is 15% for rural areas and 20% for urban. These are being greatly exceeded.) A widening funding gap for both operating and capital expenses is projected after 2010 due to increasing demand and declining purchasing power of projected revenues.



To reach the 2020 and 2030 bus service hour targets, the current network of bus service will need to be maintained and additional service will need to be provided. The figures in Table III again assume that the state general fund remains at a base level of \$17.261 million, MVST increases by 3% annually after 2013, and federal funds remain at the 2008 base level, but this time, local funds are held at the statutory levels of 15% for rural areas and 20% for urban. It shows the widening gap between available revenues and the cost to meet target service levels. Historically, a portion of that gap has been partially closed by greater than required local match.

Table III. Estimated Operating Subsidies – Greater Minnesota

	Subsidy to Maintain Existing System	Additional Subsidy to Expand System	Estimated State and Federal Funds (Revenues)	Gap to Maintain Existing System	Gap to Maintain and Expand System
2020 Annual Operating Subsidy	\$67 M	\$37 M	\$60 M	\$7 M	\$44 M
2030 Annual Operating Subsidy	\$90 M	\$62 M	\$69 M	\$21 M	\$83 M

Source: Mn/DOT Office of Transit

All figures in year of expenditure dollars.

Table IV provides a snapshot from 2008 of Greater Minnesota's total operating costs for transit. Operating costs are described for each type of transit system – urban, elderly and disabled, small urban, and rural. In addition, each grouping of transit systems is broken down into the source of operating funding. More information on the systems that comprise each grouping can be found on page 8.

Table IV. 2008 Greater MN Transit Funding Sources for Total Operating Costs

Greater MN Transit Systems	Federal Share	State Share	MVST	Local Share	Total Costs
Urban	\$2,434,946	\$9,775,731	\$3,068,113	\$7,221,840	\$22,500,630
Elderly And Disabled	\$0	\$526,780	\$1,962,360	\$1,824,558	\$4,319,539
Small Urban	\$1,285,242	\$707,294	\$1,117,088	\$1,130,670	\$4,240,294
Rural	\$7,034,891	\$7,464,196	\$3,512,055	\$6,586,210	\$24,597,352
Total	\$10,755,079	\$18,474,000	\$9,659,615	\$16,763,279	\$55,657,814

Source: Mn/DOT Office of Transit

All figures in year of expenditure dollars.

The future capital costs for Greater Minnesota transit consist of fleet replacement to maintain existing services along with new fleet for expanded services. Capital has historically been funded at 80% federal and 20% local dollars. The total capital cost will rise to \$34 million in 2020 and \$45 million in 2030. These costs do not take into account future facility costs, which would increase these figures and are typically funded with federal discretionary funds or state bonding dollars.

Table V. Estimated Fleet Capital Costs – Greater Minnesota

	Maintain Existing Systems	Expand Systems	Costs to Maintain and Expand Systems
2020 Annual Capital Cost	\$15.5 M	\$18.9 M	\$34.4 M
2030 Annual Capital Cost	\$20.8 M	\$24.4 M	\$45.2 M

Source: Mn/DOT Office of Transit

All figures in year of expenditure dollars.

Twin Cities Metro Area

Similar to the trends projected in Greater Minnesota, transit service needs in the Twin Cities Metro Area are also increasing. Rising fuel costs, growing congestion and the popularity of incentives such as unlimited ride programs are increasing demand for fixed-route transit. The population of the region and the percentage of elderly persons are also projected to grow, increasing demand for both regular route and Americans with Disabilities Act complementary paratransit services.

The *Metropolitan Council 2030 Transportation Policy Plan* projects future costs and revenues to meet the two goals of the plan:

- maintain the existing transit system by continuing to operate the existing transit programs at 2008 service levels and making capital investments that maintain current transit infrastructure.
- doubling transit ridership by 2030 through expansion of the bus system and development of a network of transitways.

Increased operating funding is needed to maintain the existing system and grow the transit system. Assuming that current operating revenues of \$275 million will stay the same, an increase in operating funding of \$75-\$105 million in 2020 and \$195-\$235 in 2030 is needed. Some of this funding to expand the system will come from the County Transit Improvement Board (CTIB) sales tax and from state revenues. The remaining revenues needed on an annual basis - \$40 to \$60 million in 2020, and \$115 to \$150 million in 2030 - are unfunded and a source for funding is still undetermined. (All figures in 2008 dollars.)

Table VI provides a snapshot from 2008 of Twin Cities Area transit operating costs. Operating costs and their federal, state, or local shares are described for the following individual transit systems or grouping of transit systems – Hiawatha Light Rail, Metro Mobility, Contracted Services, Suburban Transit Providers, Community-Based Dial-A-Ride, and Other. More information on Twin Cities Area Transit can be found on page 10.

Table VI. 2008 Twin Cities Transit Funding Sources for Total Operating Costs

	Federal Share	State Share	Local Share	Total Costs
Metro Transit Bus	\$12,446,058	\$142,790,776	\$71,094,138	\$226,330,972
Hiawatha Light Rail	\$0	\$9,035,439	\$14,662,065	\$23,697,504
Metro Mobility	\$4,807,848	\$24,172,588	\$2,214,711	\$31,195,147
Contracted Services	\$4,697,317	\$8,423,380	\$1,536,415	\$14,657,110
Suburban Transit Providers	\$107,441	\$24,427,357	\$10,021,120	\$34,555,918
Community Based Dial-A-Ride	\$229,400	\$7,340,817	\$3,993,655	\$11,563,872
Other	\$702,005	\$0	\$5,219,829	\$5,921,834
Total	\$22,990,09	\$216,190,357	\$108,741,933	\$347,922,357

Source: Metropolitan Council

All figures in year of expenditure dollars.

The Metro Council projects approximately \$70 million a year in capital costs is needed to maintain the existing transit system (2008 dollars). Based on this, approximately \$840 million is needed to maintain the system between 2008 and 2020 and \$700 million between 2020 and 2030. It is projected that these revenues will primarily come from federal formula funds and regional transit capital bonds. Combined with the costs to expand the system, the Metro Council projects total costs between 2008 and 2020 to rise above \$3 billion with similar costs expected for the decade between 2020 and 2030. (All figures in 2008 dollars.)

2009 Greater Minnesota Public Transit Systems

Urbanized

Duluth Transit Authority (DTA)
 East Grand Forks Transit
 La Crescent Apple Express
 Moorhead Metropolitan Area Transit (MAT)
 Rochester Public Transit
 St. Cloud Metro Bus

Small Urban

Albert Lea Transit
 Benson Heartland Express
 Faribault Flyer
 Granite Falls Heartland Express
 Greater Mankato Transit System
 Hibbing Area Transit
 Le Sueur Heartland Express
 Mankato Public Transit
 Montevideo Heartland Express
 Morris Transit
 Northfield Transit
 St. Peter Transit
 Stewartville Heartland Express
 Winona Transit Service

Rural

Arrowhead Transit
 Austin/Mower County Area Transit (AMCAT)
 Becker County Transit
 Brainerd/Crow Wing Public Transit
 Brown County Heartland Express
 Chisago-Isanti County Heartland Express
 Clay County Rural Transit (CCRT)
 Cottonwood County Transit
 Dawson Heartland Express
 FAR North Public Transit
 Faribault County Prairie Express
 Fosston Transit
 Grant County Alpha Transit
 Hubbard County Heartland Express
 Kandiyohi Area Transit (KAT)
 Lincoln County Heartland Express
 Mahnomen County Heartland Express
 Martin County Express
 Meeker County Public Transit
 Murray County Heartland Express
 Paul Bunyan Transit
 Pine River Ride With Us Bus
 Pipestone County Transit
 Prairie Five RIDES

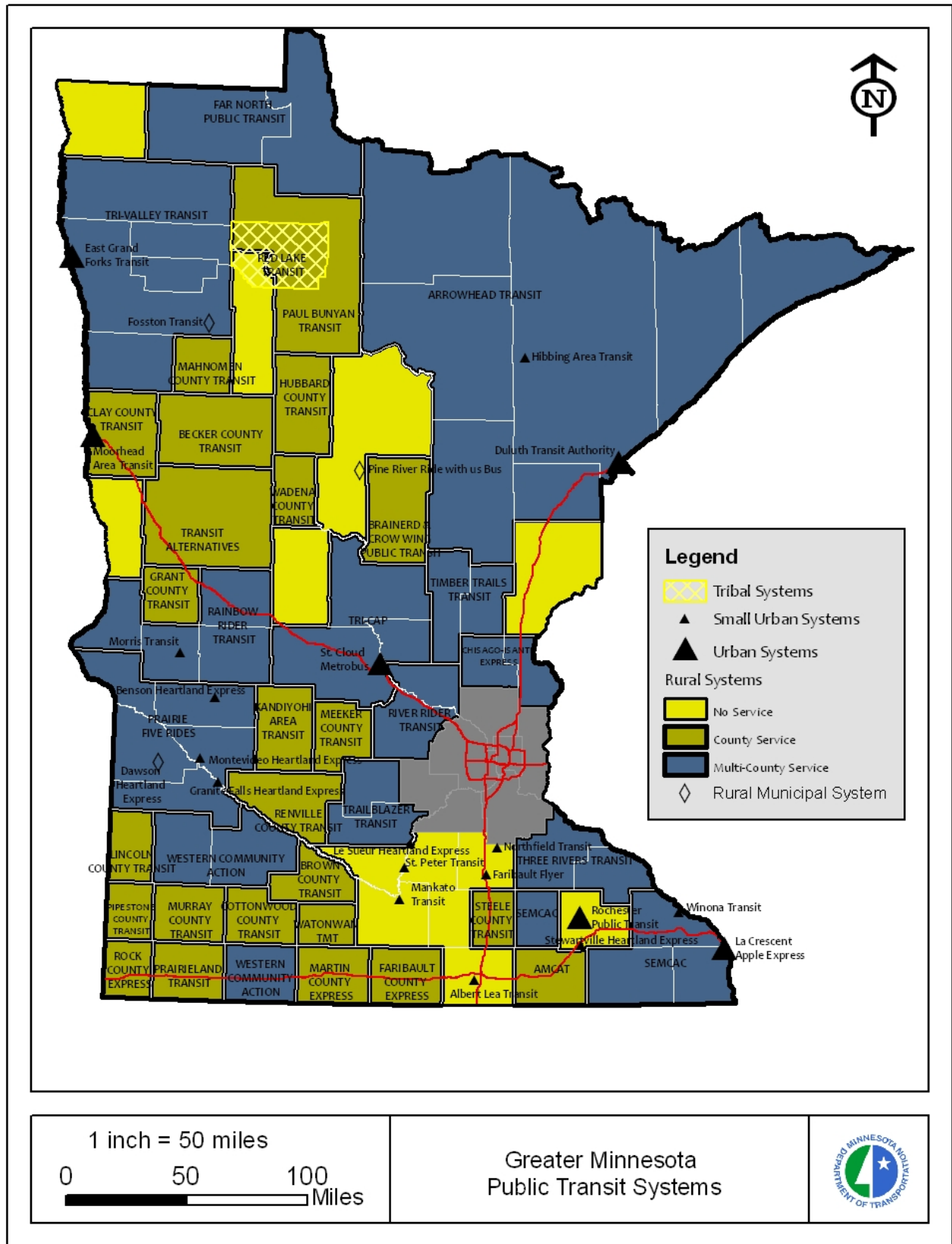
Prairieland Transit
 Rainbow Rider Transit
 Red Lake Transit
 Renville County Heartland Express
 RiverRider Public Transit System
 Rock County Heartland Express
 SEMCAC Transportation
 Steele County Area Transit (SCAT)
 Three Rivers Hiawathaland Transit
 Timber Trails Public Transit
 Trailblazer Transit
 Transit Alternatives
 Tri-CAP Transit Connection
 Tri-Valley Heartland Express Bus
 Wadena County Friendly Rider Transit
 Watonwan Take Me There
 Western Community Transit

Elderly and Disabled

Duluth Transit Authority (DTA) - Stride
 East Grand Forks (Dial-A-Ride)
 Moorhead Metropolitan Area Transit- Paratransit
 Rochester Public Transit - ZIPS
 St. Cloud Metro Bus (Dial-A-Ride)

System	Number of Contracts
Urbanized	6
Small Urban	14
Rural	41
Elderly and Disabled	5
Total	66

Map I. Greater MN Public Transit Systems



2009 Metro Area Public Transit Systems

Metropolitan Council Transit Providers

Metro Mobility – Complementary Paratransit
 Metro Transit – Fixed Bus Routes
 Metro Transit - Rail
 Metropolitan Council Contracted Services

Suburban Transit Providers

Anoka County Traveler
 City of Prior Lake
 Maple Grove Transit System
 Minnesota Valley Transit Authority
 Plymouth Metrolink
 Shakopee Transit
 SouthWest Transit Commission

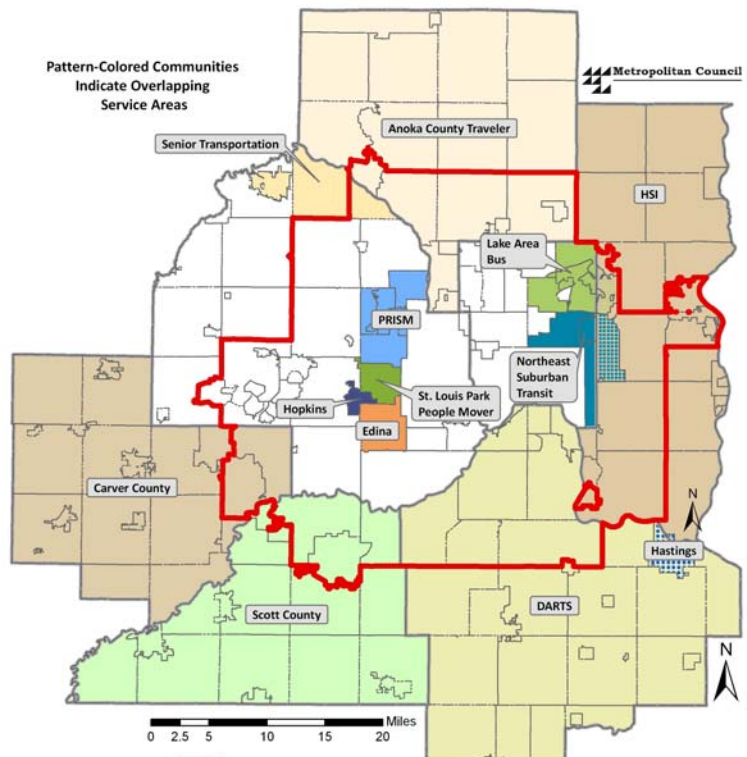
Other Independent Providers

Northstar Commuter Coach
 Ramsey Star Express
 University of Minnesota Transit Service

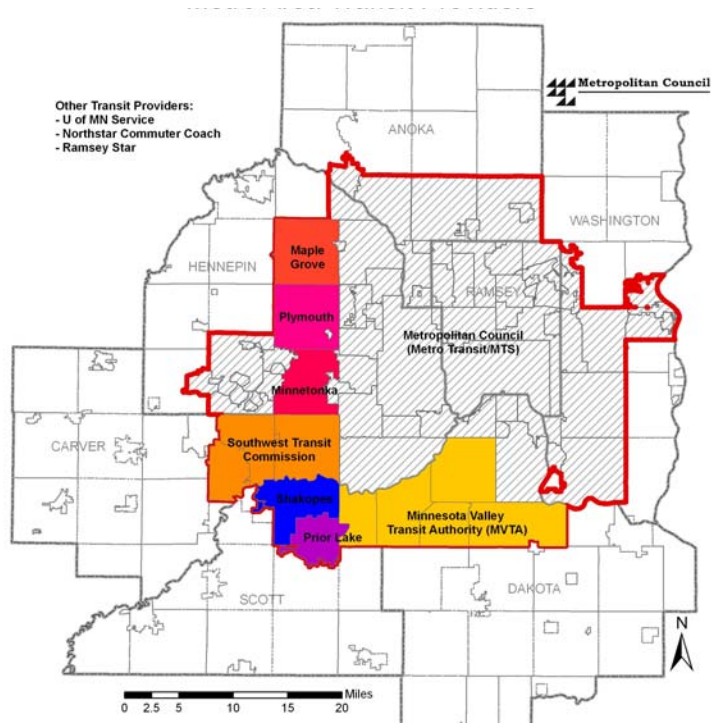
Community-Based Dial-A-Ride

Anoka County
 Carver Area Rural Transit
 DARTS
 Hastings TRAC
 Hopkins Hop-A-Ride
 Human Services, Inc.
 Lake Area Bus
 Northeast Suburban Transit
 PRISM
 Scott County
 S.T.E.P.-Park People Mover

Map II - Community Based Dial-A-Ride Programs



Map III – Metro Area Transit Providers



*For all regional regular route maps, schedules and information go to www.metrotransit.org

Local and State Funding

Greater Minnesota Funding Partnerships

Public transportation programs in Greater Minnesota are funded through a federal-state-local partnership. This formula sets a minimum local share of the total operating costs. The share of operating costs consists of a combination of revenue sources, including farebox receipts, auxiliary revenues and local tax levels. The remainder of the operating cost is paid from state and federal sources.

Graph II shows the costs shared by each level of government in Greater Minnesota for the past five years. Since January 1, 1984, all transit systems in Greater Minnesota have received state assistance through a fixed-share funding formula established in Minnesota Statutes, Section 174.24.

For calendar year 2009, the fixed local shares are as follows:

Elderly and Disabled	15%
Rural (pop. less than 2,500)	15%
Small Urban (pop. 2,500-50,000)	20%
Urbanized (pop. more than 50,000)	20%

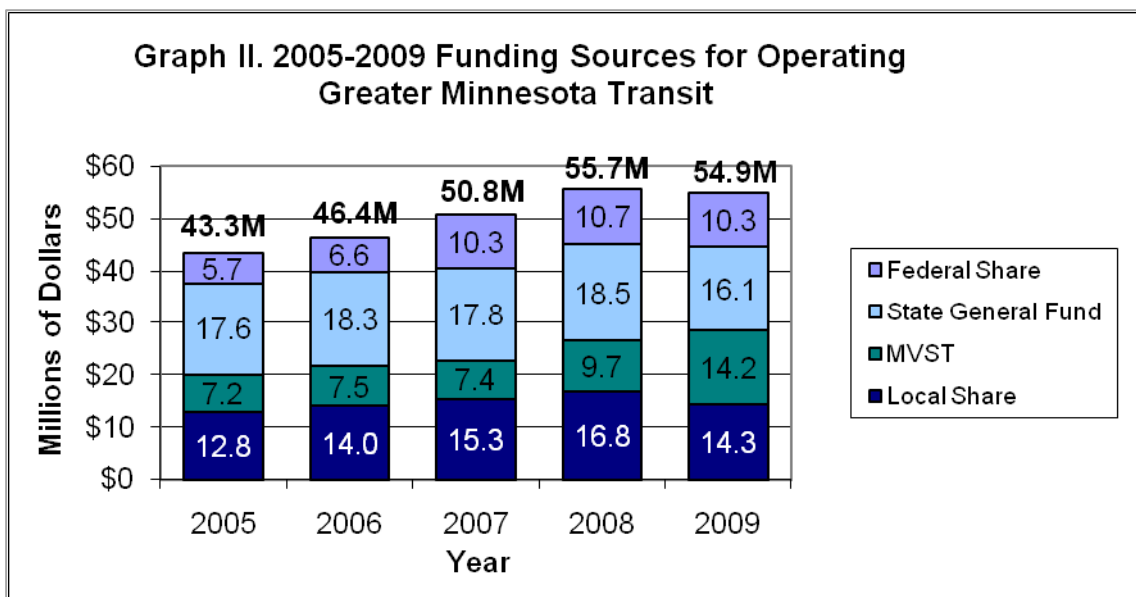
Dedicated Public Funding for Transportation

Transportation is publicly supported in Minnesota with Motor Vehicle Sales Tax (MVST) revenue collected under Minnesota Statutes, Chapter 290B. Since 2003, when MVST replaced Property Tax Replacement Aid, MVST funds have flowed into both the Greater Minnesota transit fund and the Metropolitan area transit fund established in Section 16A.88. In November 2006 voters approved an amendment to the Minnesota Constitution, Article XIV, which governs the Public Highway System. The amendment provides that as of fiscal year 2008 63.75% of MVST revenue is to be apportioned for transportation purposes. This percentage increases each year by 10% until 100% of MVST funds will be apportioned for transportation purposes by fiscal year 2012. In addition, of the MVST funds apportioned for transportation, not more than 60% are to be spent for highway purposes and not less than 40% are to be dedicated for public transit assistance.

State Public Transit Assistance

For fiscal years 2010 and 2011 the legislature appropriated a total of \$494,514,000 for public transit. These funds support:

- Public transit systems in Greater Minnesota
- Public transit systems in the Metropolitan Area



Figures for 2005, 2006, 2007, and 2008 represent actual reported operating costs. 2009 figures are estimates.

Table VII illustrates the state transit funding for the 2010-2011 Biennium.

Table VII – Transit Funding for 2010-2011 Biennium (dollars in thousands)

	2010	2011	Total
Greater MN Transit			
Public Transit Assistance (General Fund)	\$ 17,261	\$ 14,761	\$ 32,022
Greater MN Transit Fund (MVST)*	\$ 18,801	\$ 17,788	\$ 36,589
Metro Area Transit			
Public Transit Assistance (General Fund)	\$ 66,942	\$ 66,942	\$133,884
Rail Operations	\$ 5,293	\$ 5,293	\$ 10,586
Metro Area Transit Fund (MVST)*	<u>\$124,677</u>	<u>\$156,756</u>	<u>\$281,433</u>
TOTAL	\$232,974	\$261,540	\$494,514

*Per Minnesota Management and Budget Forecast, February 2009.

2009 Capital Bonding Bill

Despite the fact that 2009 was not a traditional bonding year, the 2009 Legislature provided over \$47 million in state general obligation bonds for these metro projects:

- Transit Capital Improvement - \$12.5M
- Central Corridor LRT - \$8.5M
- Commuter/Passenger Rail - \$26M
- Capitol Area betterments – LRT - \$313,000

Federal Operating and Capital Program Funding

Federal Programs

Mn/DOT and the Metropolitan Council serve as the recipients and administrators of Federal Transit Administration (FTA) funds. In general, FTA distributes operating and capital program funding based on the population of urban and rural areas. Mn/DOT receives the program and capital funding for all rural areas including Greater Minnesota cities with populations less than 50,000. The Metropolitan Council receives all of the large urban area program and capital funds. The state is the recipient of planning funds that are distributed to the state's MPOs as well as used for state planning projects.

Mn/DOT and Metropolitan Council are responsible for the administration of state and federal transit assistance funds for Greater Minnesota and the Twin Cities Metropolitan area. These include the following Federal Transit Administration programs:

- Section 5303 Metropolitan Transportation Planning
- Section 5304 Statewide Transportation Planning*
- Section 5307 Urbanized Area Formula Grants
- Section 5309 Capital Investment Grants
- Section 5310 Formula Grants for Special Needs of Elderly Individuals and Individuals with Disabilities*
- Section 5311 Formula Grants for Other Than Urbanized Areas*
- Section 5311(f) Intercity Bus Transportation*
- Section 5316 Job Access & Reverse Commute (JARC) Formula Grants
- Section 5317 New Freedom Grant Program
- Section 5339 Alternatives Analysis Program

(*Mn/DOT programs only)

The following tables describe federal funding allocations for the state of Minnesota from FTA, the Federal Highway Administration (FHWA), and new in 2009, the American Reinvestment and Recovery Act (ARRA).

Federal Funding Matrix

Table VIII. 2009 FTA Funding

Number of Program	Total Dollars	Program Description
5303	\$1,314,490	Metropolitan Transportation Planning: Planning activities and technical assistance for public transit services
5304	\$268,961	State Transportation Planning: Planning activities, technical studies, cooperative research
5307	\$56,524,015	Urbanized Area Formula Grants: Operating and capital assistance for public transportation in urban areas (including Duluth, East Grand Forks, La Crescent, Moorhead, Rochester, St. Cloud, and Metropolitan Twin Cities)
5309	\$112,010,715	Capital Investment Grants: Discretionary capital assistance for major capital needs
5310	\$2,034,927	Formula Grants for Special Needs of Elderly Individuals and Individuals with Disabilities: Capital assistance grants for organizations that serve elderly and/or persons with disabilities
5311	\$12,712,471	Formula Grants for Other Than Urbanized Areas: Capital and operating funding for small urban and rural areas; includes intercity bus transportation
5311(b)(3)	\$177,449	Rural Transit Assistance Program: Funding for research, training, technical assistance for transit operators in non-urbanized areas
5316	\$1,895,425	Job Access & Reverse Commute Formula Grants: Funding for projects that transport welfare recipients and low-income individuals to employment
5317	\$1,220,522	New Freedom Grant Program: Funding for projects that go beyond ADA required for persons with disabilities
Flexible Funds – FHWA	\$6,201,312	Surface Transportation Program (STP): Funding for transit capital projects
Flexible Funds - FHWA	\$21,789,771	Congestion Mitigation and Air Quality (CMAQ): Funding for transit capital projects
FHWA - Earmarked	\$53,421,947	High Priority Projects (HPP): Designated funding for specific projects identified in SAFETEA-LU

American Recovery and Reinvestment Act

The American Recovery and Reinvestment Act of 2009 (ARRA) provided new funding for, among many other categories, public transportation projects. Goals of the law include the preservation or creation of jobs and the promotion of an economic recovery through investment in transportation, environmental protection and other infrastructure to provide long-term economic benefits.

Eligible transit capital projects which receive funds under ARRA include: preventive maintenance; acquiring, constructing, supervising, or inspecting equipment or a facility for use in public transportation (including engineering, designing, location surveying, mapping, and acquiring right-of-way); transit-related ITS; purchasing new public transit buses; and rehabilitating buses.

Table IX. 2009 ARRA Funding

Name of Program	Greater MN	Twin Cities	Total
ARRA	\$25,057,392	\$70,600,000	\$96,657,392

Greater Minnesota Transit Services

The Minnesota Department of Transportation's Office of Transit is responsible for public transportation systems in Greater Minnesota. The Office of Transit manages state and federal transit assistance programs, directs planning and research activities, provides technical assistance, and coordinates statewide bicycle and pedestrian activities.

In 2009, the Office of Transit updated the *Greater Minnesota Transit Plan 2010-2030*, its long-range plan that describes the challenges, policies, and vision for transit in Greater Minnesota. In the upcoming year, the Office of Transit will produce a transit investment plan, which will provide guidance for future transit investments in Greater Minnesota.

The following are a description of Mn/DOT's transit services and programs.

Urban Transit Systems

The cities of Duluth, East Grand Forks, La Crescent, Moorhead, Rochester, and St. Cloud operate both fixed-route and dial-a-ride services within their respective communities. Combined, their fixed-route services provide almost 66 percent of all public transit rides in Greater Minnesota. In addition, their dial-a-ride services for persons with disabilities provide another 2 percent of the rides in Greater Minnesota. Four of these six cities are located on Minnesota's borders and coordinate their services with neighboring communities in North Dakota and Wisconsin.

Greater Minnesota urban transit systems operate a fleet of 194 lift-equipped buses, including 1 trolleybus. The fleets range in size from 1 bus in La Crescent to 72 in Duluth. A record ridership of more than 7.6 million rides was achieved in 2008.

Rural and Small Urban Transit Systems

Greater Minnesota has 41 rural public transit systems that operate demand response and/or deviated route services and supplement their services by utilizing volunteer driver programs. These systems primarily provide countywide or multi-county service but also include service in a few smaller cities with populations less than

2,500. In 2008, rural transit systems provided over 23 percent of all public transit rides in Greater Minnesota. Arrowhead Transit is one of the largest rural systems in the nation; it operates in Northeastern Minnesota with service in 7 counties and annually logs 1.5 million miles.

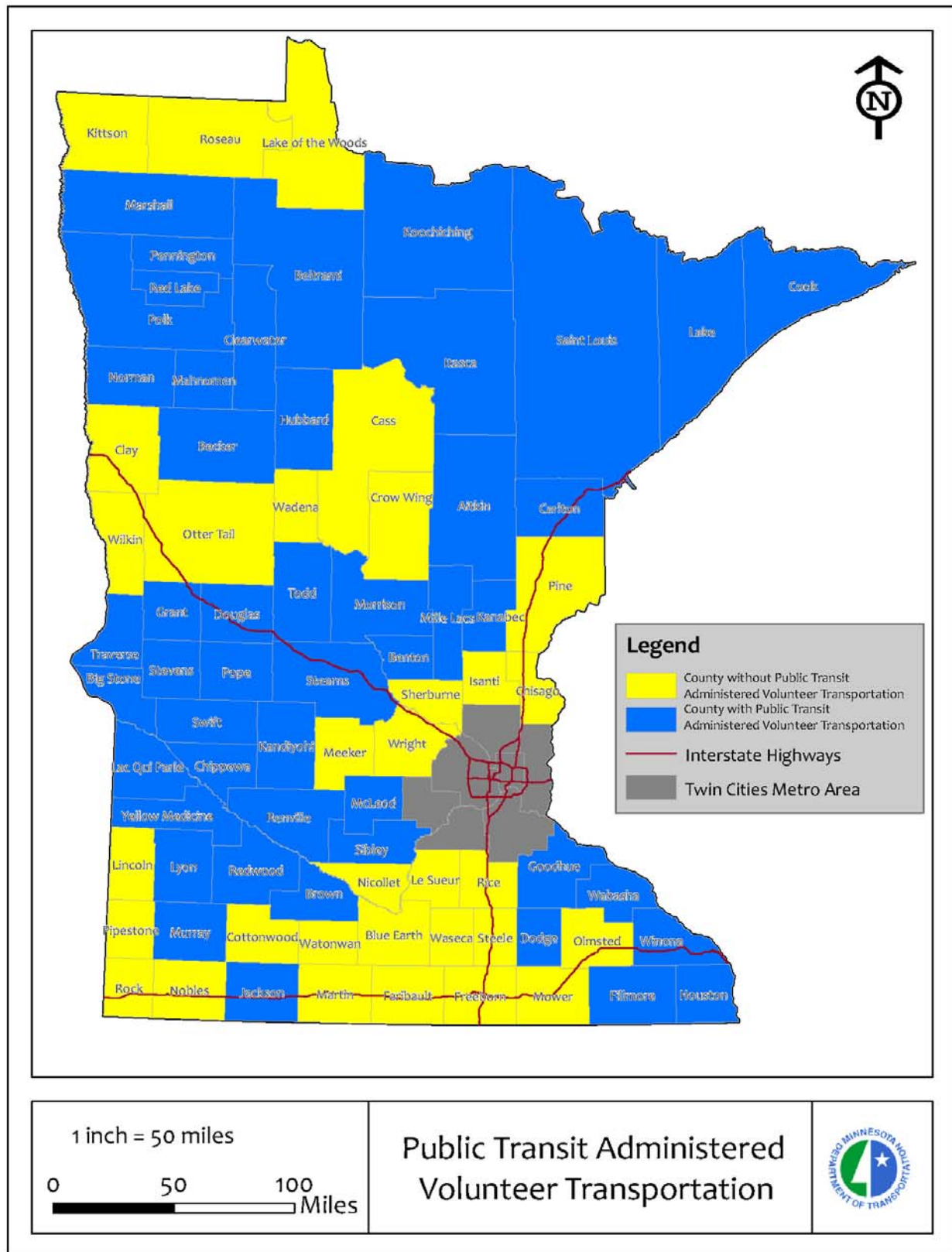
Small urban systems operate in 13 Greater Minnesota cities with populations between 2,500 and 50,000 and provide more than 8 percent of all rides in Greater Minnesota. Like the rural systems, the small urban systems operate demand response and/or deviated route services with one exception, Mankato. Greater Mankato Transit, the largest small urban system in Greater Minnesota, operates both fixed-route and dial-a-ride services.

Rural system fleet sizes range from a one-bus system in Pine River to 78 buses in Arrowhead. Small urban system fleets range from one-bus systems in Granite Falls and Stewartville to 16 buses in Mankato. Rural and small urban services also reported record setting ridership totals of nearly 3.6 million rides in 2008.

Volunteer Transportation

Many of Greater Minnesota's transit systems supplement their transit services with transportation provided by volunteers. Volunteer drivers are usually utilized to access longer distance destinations. Rural public transit systems administer volunteer transportation in 48 Greater Minnesota counties (See Map IV).

Map IV. Public Transit Administered Volunteer Transportation Map



Intercity Bus

Jefferson Lines, Greyhound, and Megabus operate intercity bus services in Minnesota. Of the three, Jefferson is the only Minnesota carrier that applied for and received financial assistance through a federal program administered by Mn/DOT's Office of Transit. Map V (located on page 16) depicts the intercity bus routes operated in 2009.

Intercity bus service is defined as regularly scheduled, fixed-route bus service for the general public, which operates with limited stops between two or more urban areas that are not in close proximity. Intercity bus is capable of carrying baggage and makes a meaningful connection with the national intercity network; it is *not* commuter service.

According to a study of the state's intercity bus network conducted by Mn/DOT's Office of Transit in 2009, 85% of Minnesota's rural residents live within 25 miles of an existing intercity bus stop. Further analysis through on-board surveys found that the majority of riders were under age 34, traveled by themselves, and had a trip origin of either Minneapolis or Duluth.

Rural Transit Assistance Program (RTAP)

Minnesota's Rural Transit Assistance Program (MN RTAP) promotes the safe and effective delivery of public transportation in non-urbanized areas by providing technical assistance and support services to Greater Minnesota's rural public transit systems.



In 2009 it is estimated that MN RTAP will provide training for over 500 transit drivers with classes in: Passenger Assistance, Defensive Driving, Maltreatment Awareness (for new drivers) and a Driver Refresher Course (for all drivers).

MN RTAP also provides scholarships for transit professionals to attend in-state and out-of-state transportation-related conferences, workshops and training. Among these were the Community

Transportation Association of America's annual Conference and Expo, Substance Abuse Management and Program Compliance, and the Minnesota Public Transit Conference.

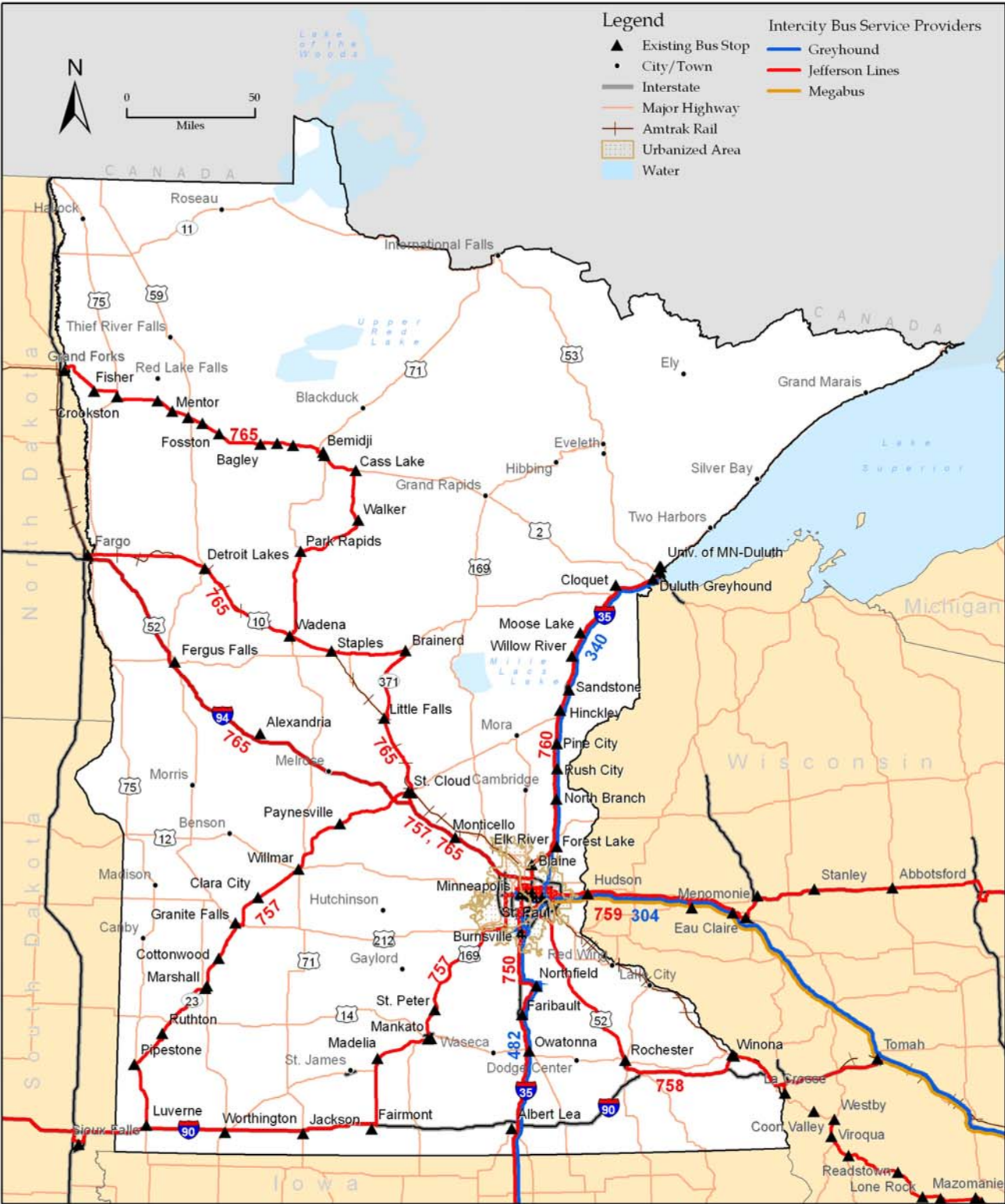
MN RTAP funds the annual statewide Minnesota Bus Rodeo. The 2009 rodeo was held in Albert Lea, Minnesota on July 25. Thirty transit organizations from across Minnesota were represented by 49 contestants.

Greater Minnesota Rideshare

The Greater Minnesota Rideshare Program, funded by the Federal Highway Administration (FHWA), offers technical assistance to employers and employees in Greater Minnesota to promote all modal options including car pools, vanpools, public transit, biking, walking and telecommuting.

Similar to prior years, in 2009 the Commuter Challenge "Try It" program was promoted statewide to encourage people to use alternative transportation options other than driving alone to work. This three-month program was developed for employers in Greater Minnesota to encourage their employees to use alternate forms of transportation. Promotional posters and "how to" guides advertised the different modes and explained how each mode could be utilized. In 2009, promotional events were held in Little Falls, Sauk Centre, Melrose, Rochester, and Duluth. The Duluth Transit Authority (DTA) registered the most Commuter Challenge pledge forms out of all areas in Greater Minnesota.

Map V. 2009 Intercity Bus Services Map



Metro Area Transit Services

The Metropolitan Council is responsible for Twin Cities public transportation. The Council administers the regional fare structure and coordinates transit funding.

The Met Council continually evaluates all of the public transit services throughout the metro area in an effort to maximize ridership and route efficiency through its Redesign Program.

The Council's Transportation Policy Plan incorporated Transit Redesign recommendations which have been translated into guidelines for service design and evaluation, performance standards and for a transit capital plan. Transit Redesign forms the backbone and foundation for much of the current transit plan adopted in the Council's latest 2030 Transportation Policy Plan.

The following are a description of the Metropolitan Council's transit services.

Regional Fixed Route Services

Regional fixed route services provide over 97 percent of all public transit trips in the region. The balance is Metro Mobility paratransit trips and dial-a-ride trips provided by community based systems and regional transit authorities for safety-net and circulator services. Foremost among fixed route providers is Metro Transit, an operating division of the Metropolitan Council. Its service accounts for about 92 percent of all ridership in the region, including most services in the urban core, a wide network of commuter and express routes and the Hiawatha Light Rail line.

Also under the Council's jurisdiction are eight contracted private, fixed route providers. The remainder of fixed route services in the region are provided by six suburban Transit Replacement or "Suburban Transit Providers" providing local and express bus services in the southern and western suburbs. These providers are City of Maple Grove Transit, City of Plymouth, SouthWest Transit, City of Shakopee, City of Prior Lake and the Minnesota Valley Transit Authority.

Metro Transit

Metro Transit, as the Twin Cities' largest operator of bus and rail transportation, provides about 85 percent of regular route service hours in the Metro region. It operated a fleet of 919 buses and 27 rail cars in 2008 on 120 routes, achieving an annual ridership of nearly 82 million, the highest in 27 years. The fleet operates from five bus garages and a rail operations and maintenance center. It is supported by other facilities, including a bus fleet service center, a dispatch center, a police department, an operations support center and central offices.

With the Hiawatha light rail line and its bus operations, Metro Transit's average weekday ridership in 2008 was 268,000. Metro Transit also provides essential regional services to other providers and the public, including route and schedule information, trip planning, real-time departure information, downtown service coordination, fare collection system coordination, fare media, transit pass sales and reimbursements, Transit Police, and regional safety and security coordination.

Metro Mobility

Metro Mobility, the regional Americans with Disabilities Act (ADA) and Special Transportation Services (STS) paratransit program for people with disabilities, contracts with private operators to provide the majority of its service, particularly in the urban core. Paratransit service is also contracted with two non-profits, two county providers, and a taxi company. While many Metro Mobility trips are demand response and scheduled on an individual basis, other service includes agency contracts covering arranged or repetitive group trips and premium same day taxi service.

In 2008, Metro Mobility successfully implemented a revised service area scheme in order to eliminate ADA capacity denials system wide. Also implemented was a revised fare structure in order to preserve service at present levels.

Metro Mobility was able to maintain an exceedingly high level of service quality (on time performance of 98% and productivity level of over 2 passengers per hour) despite an increase

in ridership of nearly 5%. Total passenger trips delivered for 2008 totaled 1.43 million establishing a new high water mark in ridership. For 2009, Metro Mobility will be implementing the fleet's first electric/hybrid operated buses and increasing the number of automobiles in the fleet to better meet the needs of customers, improve fuel efficiency, decrease tailpipe emissions and improve operating efficiencies.

Implementation of a web based reservation system for Metro Mobility customers allowing them to book and cancel rides on-line occurred in the second quarter of 2009.

The installation and implementation of a fleet camera system allowing for improved monitoring of Metro Mobility service and customer service resolution to incidents, accidents, and disputes on board the bus is scheduled to take place in the first quarter of 2010.

Metro Mobility will also be implementing a fixed route software solution for customers when booking a ride with a reservationist or through the on-line reservation system. This fixed route solution will provide customers with an additional transportation option that may be more convenient than Metro Mobility at a less costly fare.

Lastly, Metro Mobility will pilot test a hydraulic boost bus developed by Eaton Corp. that may improve fuel economy up to 20%.

Community Based Services

The Metropolitan region supports some locally initiated and managed transit systems throughout the region to provide dial-a-ride and circulator services. The state classifies these as rural and small urban systems. Currently 14 systems exist, representing individual cities, counties and joint powers authorities between neighboring cities and non-profits. While many systems specialize in service to seniors and social service recipients, all are open to the public and operate with accessible vans or small buses, many provided under lease from the Council's regional fleet. Local dollars, above and beyond fares, continue to be a funding source for most of these programs.

Travel Demand Management

The Metropolitan Council promotes Travel Demand Management (TDM) strategies and programs for commuters and other travelers in the region. These strategies can reduce vehicle miles traveled, improve air quality and reduce congestion through modifications of travel behavior. Education, marketing incentives, demonstration programs and partnerships with business and public agencies are key. In 2008, the Twin Cities regional TDM program reduced single occupancy vehicle miles traveled by 66 million miles.

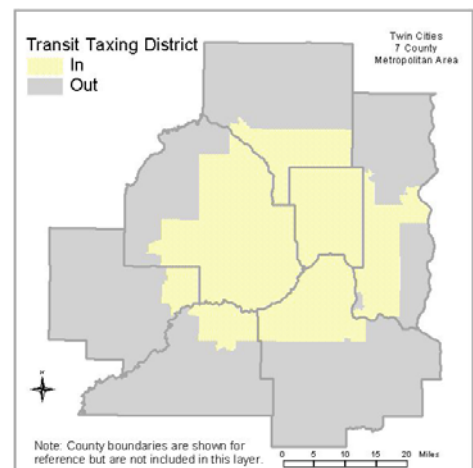
Through its Metro Transit division the Metropolitan Council administers a regional rideshare database, Guaranteed Ride Home program, information call center and coordinates commuter and employer outreach with four Transportation Management Organizations (TMO) in the region.

The Anoka County TMO, Minneapolis TMO, St. Paul Smart Trips and the I-494 Corridor TMO provide local contacts for information regarding biking, car/vanpooling, telework, transit and flexible work schedules. The Council coordinates its activities with Mn/DOT.

Regional Transit Capital (RTC)

With the Legislature's periodic authorization, the Metropolitan Council issues bonds to fund transit capital projects. These bonds are used to buy buses; rehab vehicles; build transit hubs, shelters, garages, park-and-ride lots and other facilities and purchase fare collection, communication, and other support systems and equipment. They also provide local match for federal capital project funds. The capital bonds are paid for with a property tax levy within the Transit

Taxing District, an area within the region roughly equal to the transit service area as defined in 1977 statutes.



2009 Transit Recognition Awards

The Minnesota Public Transit Association is an independent organization of transit providers and advocates focused on improving all transit systems in the state. It has a tradition of recognizing colleagues and public officials for delivering excellent transit service by honoring them at the annual Minnesota Public Transit Conference. Winners of the 2009 Transit Awards are:

National Friend of Transit: *No Award*

(This award honors an individual or organization who has distinguished him/herself through exceptional service towards the development and improvement of public transit on the National level through policy or legislative initiatives and/or leadership.)

Friend of Transit:

Representative Terry Morrow, District 23A

(This award honors individuals or organizations who have distinguished themselves through exceptional service toward the development and improvement of public transit in Minnesota through policy or legislative initiatives and leadership.)

Distinguished Career:

Jacqueline Forner, Chisago-Isanti County Heartland Express

Sam L. Jacobs, Metro Transit

(This award honors individuals who by length of service and accumulative contributions of innovation, leadership or advocacy have significantly improved public transit in Minnesota.)



Award recipients from left to right: Alan Hermann, Carver County; John Swanson, Scott County; Sam Jacobs, Metro Transit; Dennis Jensen, Duluth Transit Authority; Julie Johanson, Award Presenter; Shirley Lyons, Three Rivers Hiawathaland Transit; Mark Anderson, Mankato Transit and Jackie Forner, Chisago/Isanti Heartland Express

Transit Professional of the Year:

Mark Anderson, Greater Mankato Transit

(This award honors individuals who have designed and implemented a specific program demonstrating innovative concepts or effective problem solving techniques of proven value.)

Management Innovation:

Troy Beam and Alan Herrmann, SmartLink

(This award honors individuals or organizations that have implemented a project that is innovative to the field of transit or have established a creative new partnership or method of addressing transit-related concerns of transit users. Consideration is given to projects demonstrating measurable results such as increased ridership, lower costs, new markets served, etc.)

Minnesota Bus Operator of the Year:

Shirley Lyons, Three Rivers Hiawathaland Transit System

Transit System of the Year:

Duluth Transit Authority, Duluth

(This award honors an organization that has demonstrated achievement in efficiency and effectiveness, including reports on ridership, cost, safety, maintenance proficiency, agency policy and administration, and the organization's achievement of its goals and objectives.)

The Duluth Transit Authority has been part of providing public transportation in the Twin Ports for over 125 years. Its operating and cost effectiveness has outperformed many of its peers through leading edge service delivery strategies and technologies, and customer service programs. Achievements include:

- Using camera technology to enhance security for riders and drivers.
- Providing rides to 3,137,537 passengers in 2008, an increase of 10% over 2007.
- Maintaining over 125 passenger shelters, three park-and-ride lots, five major hubs, plus over 2,000 bus stops.
- One of the first transit systems in the nation to implement Google Transit.
- Leading a joint procurement effort with multiple transit providers to save both time and money.

2009 Bus Roadeo

Thirty Minnesota transit organizations, represented by forty-nine contestants, participated in the 2009 Minnesota Bus Roadeo. This year's Roadeo was hosted by Albert Lea Transit in Albert Lea on July 25.

The Roadeo course is designed to simulate the real life driving challenges bus drivers face every day on the job. Contestants compete in one of two competitive divisions: Large Bus or Small Bus. The top three competitors in each division receive awards.



Large Bus winners:

1st Place: Ken Rakke, St. Cloud Metro Bus
2nd Place: Duane Dufner, St. Cloud Metro Bus
3rd Place: Steve Barnsdorf, Duluth Transit Authority

Small Bus winners:

1st Place: Fausto Cambi, First Transit
2nd Place: Todd DeZurik, St. Cloud Metro Bus
3rd Place: Virgil Goltz, Brown County Transit

Driver's Choice Award:

Myron Engel, Watonwan County TMT
(This award is decided by peer vote among the roadeo contestants and recognizes the driver who best exemplifies the spirit of camaraderie and good will to fellow-contestants and to their communities.)

The 2010 Minnesota Bus Roadeo will be hosted by Rainbow Rider Transit at the end of July in Alexandria.

Albert Lea Transit (ALT)



Contact Person: Garry Hart
Title: Support Services Manager
Address: 2205 Myers Road
Albert Lea, MN 56007
Telephone: 507.379.1111
Fax: 507.379.9860
E-Mail: ghart@cedarvalleyservices.org
Website: www.albertleatransit.org

2008 Achievements:

- Secured funding for bus garage.
- Secured city funding.
- Increased ridership.
- Met budget.

2009 Objectives:

- Build bus garage.
- Secure city funding.
- Increase ridership.
- Meet budget.

2010-2015 Long-Range Plans:

- Increase ridership.
- Explore providing countywide transportation service.
- Meet budget.

System Snapshot:

Legal Name: Cedar Valley Services, Inc.
Type of Government: Non-Profit
Area Served: City of Albert Lea
in Freeborn County
Legislative House District: 27A
Congressional District: 1

System Characteristics:

Vehicles: 3 Class 300
Service Type: Route Deviation,
Dial-A-Ride and Subscription
Service Hours:
Monday-Friday 7:00 a.m.-4:45 p.m.
Saturday No Service
Sunday No Service
Base Fare: \$1.50
Funding Class: Small Urban

2008 System Data:

Total Operating Costs: \$246,722
Total Cost Per Passenger: \$6.19
Ridership: 39,856
Annual System Miles: 82,656



Arrowhead Transit

Contact Person: Jack Larson
Title: Transit Director
Address: 702 – 3rd Avenue South
Virginia, MN 55792
Telephone: 218.741.0724 Ext. 107 or
1.800.862.0175
Fax: 218.741.5715
E-Mail: jl Larson@aeoa.org
Website: www.aeoa.org or
www.northlandrides.com

2008 Achievements:

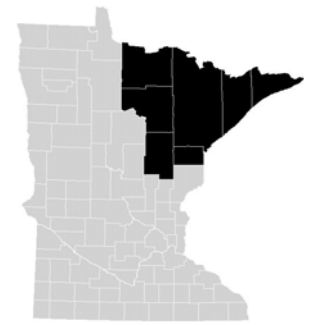
- Implemented two additional work routes in St. Louis and Cook Counties.
- Moved into newly constructed bus facility in Koochiching County.
- Assisted with food shelf drive/collections.

2009 Objectives:

- Increase ridership by 5 percent.
- Incorporate Virginia Dial-A-Ride into the Arrowhead transit system.
- Assimilate ARRA (Economic Stimulus) funded buses into transit fleet.

2010-2015 Long-Range Plans:

- Implement an automated dispatch/GPS/ITS system.
- Partner with Mn/DOT, Cook County, MN DNR and ISD 166 for new storage facility in Grand Marais.
- Increase visibility on the World Wide Web.



System Snapshot:

Legal Name: Arrowhead Economic Opportunity Agency, Inc. (AEOA)
Type of Government: Community Action Program (CAP)
Area Served: Aitkin, Carlton, Cook, Itasca, Koochiching, Lake and St. Louis Counties
Legislative Senate District: 03, 04, 05, 06, 07 and 08
Legislative House District: 03A, 03B, 04A, 05A, 05B, 06A, 06B, 07A, 07B and 08A
Congressional District: 8

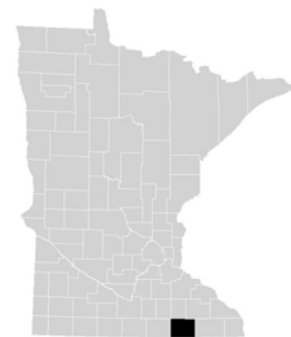
System Characteristics:

Vehicles: 8 Class 400 and 70 Class 500
Service Type: Route Deviation, Dial-A-Ride and Route Guarantee
Service Hours:
Monday-Friday 6:00 a.m.-6:00 p.m.
Saturday 8:00 a.m.-6:00 p.m.
Sunday 9:00 a.m.-4:00 p.m.
Base Fare: \$1.25
Funding Class: Rural

2008 System Data:

Total Operating Costs: \$3,943,618
Total Cost Per Passenger: \$8.75
Ridership: 450,622
Annual System Miles: 1,456,868

Austin-Mower County Area Transit (AMCAT)



Contact Person: Craig Oscarson
Title: County Coordinator
Address: 201 – 1st Street N.E.
Austin, MN 55912
Telephone: 507.437.9549
Fax: 507.437.9458
E-Mail: coscarson@co.mower.mn.us
Website: www.amcattransit.org

2008 Achievements:

- Started renovation of transit facility.
- Explored expanding service within the rural areas of Mower County.

2009 Objectives:

- Increase ridership.
- Complete the renovation of the transit facility.
- Continue the expansion of transportation services within the rural areas of Mower County.

2010-2015 Long-Range Plans:

- Implement strategic planning.
- Provide improved service to rural areas in Mower County.
- Promote transit service within the rural areas of Mower County.

System Snapshot:

Legal Name: AMCAT Joint Powers Board
Type of Government: County
Area Served: Cities of Austin and Maplevue
in Mower County
Legislative Senate District: 27
Legislative House District: 27A and 27B
Congressional District: 1

System Characteristics:

Vehicles: 9 Class 400
Service Type: Route Deviation, Dial-A-Ride,
Route Guarantee and Subscription
Service Hours:
Monday-Friday 6:00 a.m.-6:00 p.m.
Saturday 9:00 a.m.-5:00 p.m.
Sunday No Service
Base Fare: \$1.50; \$2.50 Dial-A-Ride
Funding Class: Rural

2008 System Data:

Total Operating Costs: \$575,032
Total Cost Per Passenger: \$8.09
Ridership: 71,049
Annual System Miles: 226,375



Becker County Transit

Contact Person: Rusty Haskins
Title: Supervisor
Address: 712 Minnesota Avenue
Detroit Lakes, MN 56501
Telephone: 218.847.1674
Fax: 218.847.6738
E-Mail: rdhaski@co.becker.mn.us
Website:
www.co.becker.mn.us/dept/transit



2008 Achievements:

- Moved into new transit facility
- Increased base fare from \$1.25 to \$1.50 to help offset rising fuel costs.
- Added additional service to decrease waiting time and reduce unmet needs.

2009 Objectives:

- Increase ridership three percent.
- Continue to seek outside revenue sources.

2010-2015 Long-Range Plans:

- Coordinate transportation efforts with other local agencies.
- Continue to work with surrounding systems to improve service in outlying areas.

System Snapshot:

Legal Name: Becker County Transit
Type of Government: County
Area Served: Cities of Audubon, Callaway, Detroit Lakes, Frazee, Lake Park, Ogema and Osage in Becker County
Legislative Senate District: 02, 09 and 10
Legislative House District: 02A, 09B and 10B
Congressional District: 7

System Characteristics:

Vehicles: 5 Class 400
Service Type: Route Deviation and Dial-A-Ride
Service Hours:
Monday-Friday 8:00 a.m.-6:00 p.m.
Saturday No Service
Sunday No Service
Base Fare: \$1.50 per 5 miles
Funding Class: Rural

2008 System Data:

Total Operating Costs: \$302,504
Total Cost Per Passenger: \$6.69
Ridership: 45,235
Annual System Miles: 76,065



Benson Heartland Express

Contact Person: Rob Wolfington
Title: City Manager
Address: 1410 Kansas Avenue
Benson, MN 56215
Telephone: 320.843.4775
Fax: 320.842.7151
E-Mail: rob.wolfington@co.swift.mn.us
Website: www.bensonmn.org



2008 Achievements:

- Increased ridership.

2009 Objectives:

- Sustain operations during cuts to city funding.

2010-2015 Long-Range Plans:

- Replace bus garage.
- Expand to fixed route.

System Snapshot:

Legal Name:	City of Benson
Type of Government:	City
Area Served:	City of Benson in Swift County
Legislative House District:	20A
Congressional District:	7

System Characteristics:

Vehicles:	3 Class 400
Service Type:	Dial-A-Ride
Service Hours:	
Monday-Friday	7:00 a.m.-5:00 p.m.
Saturday	8:00 a.m.-12:30 p.m.
Sunday	7:30 a.m.-12:30 p.m.
Base Fare:	\$1.00
Funding Class:	Small Urban

2008 System Data:

Total Operating Costs:	\$170,063
Total Cost Per Passenger:	\$3.42
Ridership:	49,694
Annual System Miles:	53,670



Brainerd & Crow Wing Public Transit



Contact Person: Tom Jay
Title: Transit Coordinator
Address: 501 Laurel Street
Brainerd, MN 56401
Telephone: 218.828.6172
Fax: 218.828.6172
E-Mail: tjay@ci.brainerd.mn.us
Website: www.ci.brainerd.mn.us/Departments/Transit%20Department.htm

2008 Achievements:

- Implemented county route deviation schedules.

2009 Objectives:

- Complete community transit needs survey.
- Begin route deviation service in the cities of Brainerd and Baxter.

2010-2015 Long-Range Plans:

- Extend weekday hours to meet employer requests.
- Community asset coordination for weekend service.

System Snapshot:

Legal Name: City of Brainerd
Type of Government: City
Area Served: Cities of Baxter and Brainerd
in Crow Wing County
Legislative Senate District: 04 and 12
Legislative House District: 04B, 12A and 12B
Congressional District: 8

System Characteristics:

Vehicles: 8 Class 400
Service Type: Route Deviation
and Dial-A-Ride
Service Hours:
Monday-Friday 7:15 a.m.-4:30 p.m.
Saturday No Service
Sunday No Service
Base Fare: \$1.00 in-city DAR
\$2.00 all other riders
Funding Class: Rural

2008 System Data:

Total Operating Costs: \$835,835
Total Cost Per Passenger: \$9.26
Ridership: 90,233
Annual System Miles: 289,314



Brown County Heartland Express

Contact Person: Bob Apitz
Title: Transit Coordinator
Address: 1117 Center Street
P. O. Box 788, New Ulm, MN 56073
Telephone: 507.354.8246
Fax: 507.359.6542
E-Mail: bob.apitz@co.brown.mn.us
Website: www.co.brown.mn.us/departments/CSB/Transit/transit.htm



2008 Achievements:

- Maintained reasonable fares while staying with budgetary constraints.
- Worked in cooperation with agency staff from another department to provide adequate coverage for dispatching.
- Continued good safety track record – accident free.

2009 Objectives:

- Continue research on appropriate ITS technology software solutions to improve dispatching and operating efficiencies.
- Strive to increase overall ridership by 5-7 percent.
- Continue to study the need to extend service hours to better accommodate passenger needs.

2010-2015 Long-Range Plans:

- Implement ITS technology software for increased operating efficiencies.
- Add additional service hours to accommodate ridership requests.
- Upgrade mobile data/wireless communication system.
- Explore ways to integrate mobility management in partnership with other District 7 transit systems.



System Snapshot:

Legal Name: Brown County Family Services
Type of Government: County
Area Served: Cities of Comfrey, Essig, Evan, Hanska, New Ulm, Sleepy Eye and Springfield in Brown County
Legislative Senate District: 21
Legislative House District: 21B
Congressional District: 1

System Characteristics:

Vehicles: 7 Class 400
Service Type: Dial-A-Ride and Route Deviation
Days of Service:
Monday-Friday 7:15 a.m.-5:00 p.m.
Saturday No Service
Sunday 8:00 a.m.-12:00 p.m.
Base Fare: \$1.25
Funding Class: Rural

2008 System Data:

Total Operating Costs: \$584,403
Total Cost Per Passenger: \$9.80
Ridership: 59,611
Annual System Miles: 157,784



Chisago-Isanti County Heartland Express



Contact Person: Jacqueline S. Forner
Title: Transit Director
Address: Heartland Express Transit Center, 245 – 2nd Avenue S.E.
Cambridge, MN 55008
Telephone: 763.689.8130
Fax: 763.689.8134
E-Mail: jackie.forner@co.isanti.mn.us
Website: www.co.chisago.mn.us/

2008 Achievements:

- Installed six bus shelters, five in Cambridge and one in the City of Braham.
- Moved into their remodeled transit center in Cambridge.
- Hired a master mechanic.

2009 Objectives:

- Maintain current service levels.
- Increase ridership.
- Reduce costs.

2010-2015 Long-Range Plans:

- Establish the City of North Branch bus route.
- Provide bus service to and from the proposed Northern Lights Express Commuter Rail station in Cambridge.

System Snapshot:

Legal Name:	Isanti County
Type of Government:	County
Area Served:	Chisago and Isanti Counties
Legislative Senate District:	08 and 17
Legislative House District:	08B, 17A and 17B
Congressional District:	8

System Characteristics:

Vehicles:	12 Class 400
Service Type:	Deviated Route
Service Hours:	
Monday-Friday	6:00 a.m.-6:00 p.m.
Saturday	No Service
Sunday	No Service
Base Fare:	\$1.50 to \$3.50 per one-way ride
Funding Class:	Rural

2008 System Data:

Total Operating Costs:	\$1,022,233
Total Cost Per Passenger:	\$16.70
Ridership:	61,204
Annual System Miles:	497,648



Chisago-Isanti Heartland Express



Clay County Rural Transit (CCRT)

Contact Person: Georgia Beaudry
Title: CCRT Coordinator
Address: 715 – 11th Street N. #108
Moorhead, MN 56560
Telephone: 218.299.7208
Fax: 218.299.7210
E-Mail: georgia.beaudry@co.clay.mn.us
Website: www.co.clay.mn.us/Depts/CCRT/CCRT.htm

2008 Achievements:

- Hired a new third party contractor which will lower insurance cost and make for many more efficiencies in service.

2009 Objectives:

- Remodel transit garage.
- Take maintenance service in-house.
- Increase ridership.

2010-2015 Long-Range Plans:

- Extend Barnesville Commuter Route to Fergus Falls.
- Increase Dial-A-Ride fleet/service.



System Snapshot:

Legal Name: Clay County
Type of Government: County
Area Served: Clay County and a portion of Becker County
Legislative Senate District: 02, 09 and 10
Legislative House District: 02A, 09A, 09B and 10B
Congressional District: 7

System Characteristics:

Vehicles: 3 Class 400 and 2 Class 500
Service Type: Route Deviation and Dial-A-Ride
Days of Service:
Monday-Friday 6:00 a.m.-6:30 p.m.
Saturday No Service
Sunday No Service
Base Fare: \$3.00
Funding Class: Rural

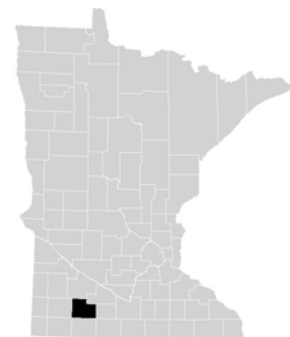
2008 System Data:

Total Operating Costs: \$261,349
Total Cost Per Passenger: \$6.78
Ridership: 38,570
Annual System Miles: 130,069



Cottonwood County Transit

Contact Person: Kelly Thongvivong
Title: Transit Coordinator
Address: 900 Third Avenue
Windom, MN 56101
Telephone: 507.831.5669
Fax: 507.831.3675
E-Mail: kelly.thongvivong@co.cottonwood.mn.us
Website: www.co.cottonwood.mn.us/transit.html



System Snapshot:

Legal Name: Cottonwood County
Type of Government: County
Area Served: Cities of Bingham Lake, Jeffers, Mountain Lake, Storden, Westbrook and Windom in Cottonwood County
Legislative Senate District: 22
Legislative House District: 22B
Congressional District: 1

2008 Achievements:

- Maintained current level of service without raising fares.
- Offered transit passes to children/students for transportation to and from summer activities at a reduced rate.
- Had an accident-free year.

2009 Objectives:

- Provide safe, dependable rides at an affordable price for Cottonwood County residents.
- Increase ridership by 2 to 5%.
- Explore ways to maximize services in the most economical manner possible.

2010-2015 Long-Range Plans:

- Replace two transit vehicles.
- Continue to operate transit system with minimal increases to fares.

System Characteristics:

Vehicles: 3 Class 400
Service Type: Route Deviation, Dial-A-Ride and Route Guarantee
Service Hours:
Monday-Friday 8:00 a.m.-4:00 p.m.
Saturday No Service
Sunday No Service
Base Fare: \$1.25 Children/Students;
\$1.50 Adults
Funding Class: Rural

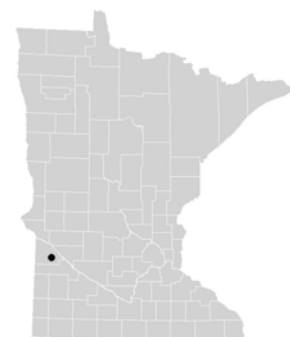
2008 System Data:

Total Operating Costs: \$119,495
Total Cost Per Passenger: \$5.65
Ridership: 21,142
Annual System Miles: 48,254



Dawson Heartland Express

Contact Person: Melva Larson
Title: City Clerk
Address: 675 Chestnut Street
P. O. Box 552, Dawson, MN 56232
Telephone: 320.769.2154
Fax: 320.769.2858
E-Mail: melva@dawsonmn.com
Website: www.dawsonmn.com/government.html



System Snapshot:

Legal Name: City of Dawson
Type of Government: City
Area Served: City of Dawson
in Lac Qui Parle County
Legislative House District: 20A
Congressional District: 7

2008 Achievements:

- Provided transit for the High School Job-Skills Class to and from the workplace.
- Experienced an accident free year.
- Perfected Commercial Vehicle and Department of Public Safety inspections.
- Provided a shuttle bus for Lac Qui Parle Community Sesquicentennial celebration.

2009 Objectives:

- Maintain excellent passenger per mile numbers through dispatching efforts by drivers.
- Continue conscientious spending of tax dollars that fund the transit program.
- Continue participating in community projects.

2010-2015 Long-Range Plans:

- Continue efficient and reliable service.
- Maintain buses to prolong longevity.

System Characteristics:

Vehicles: 2 Class 400
Service Type: Dial-A-Ride
Days of Service:
Monday-Friday 7:30 a.m.-4:30 p.m.
Saturday No Service
Sunday No Service
Base Fare: \$2.00
Funding Class: Rural

2008 System Data:

Total Operating Costs: \$84,683
Total Cost Per Passenger: \$4.43
Ridership: 19,122
Annual System Miles: 13,587



Duluth Transit Authority (DTA) – Regular Route

Contact Person: Dennis E. Jensen
Title: General Manager
Address: 2402 West Michigan Street
Duluth, MN 55806
Telephone: 218.722.4426 Ext. 306
Fax: 218.722.4428
E-Mail: djensen@duluthtransit.com
Website: www.duluthtransit.com



2008 Achievements:

- Downtown bus stop renovations made.
- Remodeled downtown transit center.
- Expanded commuter choice options.
- Restructured JARC routes to better meet demand.
- Added more real time passenger signs.
- Increased ridership by 10%.
- Celebrated 125 years of public transit in Duluth.

2009 Objectives:

- Maintain and improve service and image of DTA within the Twin Ports area.
- Sign up two additional major employers to Commuter Pass Program.
- Complete downtown bus stop renovations.
- Expand ITS report system.
- Increase ridership.
- Update vision plan for DTA.

2010-2015 Long-Range Plans:

- Maintain and improve service and DTA image.
- Increase ridership by 2%.
- Implement service as recommended in 2002 Transit Plan.
- Become more efficient.
- Reach goal of 80% of the riders using passes.



System Snapshot:

Legal Name: Duluth Transit Authority
Type of Government: City
Area Served: Cities of Duluth, Hermantown and Proctor, MN, in St. Louis County and Superior, WI
Legislative House District: 06B, 07A and 07B
Congressional District: 8

System Characteristics:

Vehicles: 63 Class 700
Service Type: Fixed Route
Days of Service:
Monday-Friday 4:30 a.m.-12:30 a.m.
Saturday 6:02 a.m.-8:04 p.m. and
Sunday 7:37 a.m.-7:39 p.m.
Base Fare: \$1.25; off peak fare \$.60
Funding Class: Urban

2008 System Data:

Total Operating Costs: \$10,782,136
Total Cost Per Passenger: \$3.44
Ridership: 3,137,537
Annual System Miles: 1,826,121



Duluth Transit Authority (DTA) - STRIDE

Contact Person: Dennis E. Jensen
Title: General Manager
Address: 2402 West Michigan Street
Duluth, MN 55806
Telephone: 218.722.4426 Ext. 306
Fax: 218.722.4428
E-Mail: djensen@duluthtransit.com
Website: www.duluthtransit.com



2008 Achievements:

- Increased ridership by 2%.
- Replaced six buses that had exceeded their lifespan.
- Celebrated 125 years of public transit in Duluth.

2009 Objectives:

- Maintain and improve service and image of DTA within the Twin Ports area.
- Expand ITS reporting system.
- Increase ridership by 2%.
- Restructure certification process.

2010-2015 Long-Range Plans:

- Maintain and improve service and DTA image.
- Increase ridership.
- Implement service as recommended in 2002 Transit Plan.
- Become more fuel efficient.
- Zero trip turn-down as per ADA.
- Improve on-time performance.

System Snapshot:

Legal Name: Duluth Transit Authority
Type of Government: City
Area Served: Cities of Duluth, Hermantown and Proctor, MN, in St. Louis County; and Superior, WI
Legislative House District: 06B, 07A and 07B
Congressional District: 8

System Characteristics:

Vehicles: 9 Class 400
Service Type: Dial-A-Ride
Service Hours:
Monday-Friday 5:00 a.m.-11:00 p.m.
Saturday 6:00 a.m.-7:00 p.m.
Sunday 6:00 a.m.-6:00 p.m.
Base Fare: \$2.50; off peak \$1.20
Funding Class: Urban/Complementary Paratransit

2008 System Data:

Total Operating Costs: \$655,882
Total Cost Per Passenger: \$26.75
Ridership: 24,519
Annual System Miles: 187,785



East Grand Forks Transit- Regular Route



Contact Person: Earl Haugen
Title: Transit Manager
Address: 600 DeMers Avenue, P. O.
Box 373, East Grand Forks MN 56721
Telephone: 218.773.0124
Fax: 218.773.0128
E-Mail: earl.haugen@theforksmmpo.org
Website: www.grandforksgov.com/bus

2008 Achievements:

- Continued Northland Community College contract providing free rides for students.
- Increased ridership 25%.
- Added two hours of service on Saturday.

2009 Objectives:

- Market East Grand Forks transit to increase awareness of transit opportunities available.

2010-2015 Long-Range Plans:

- Continue to improve ridership.
- Implement Transit Development Plan (TDP) recommendations.
- Invest in enhanced bus shelters.

System Snapshot:

Legal Name: City of East Grand Forks
Type of Government: City
Area Served: City of East Grand Forks
in Polk County
Legislative House District: 01B
Congressional District: 7

System Characteristics:

Vehicles: 1 Class 400
Service Type: Fixed Route
Service Hours:
Monday-Friday 7:00 a.m.-6:00 p.m.
Saturday 8:00 a.m.-6:00 p.m.
Sunday No Service
Base Fare: \$1.50
Funding Class: Urban



2008 System Data:

Total Operating Costs: \$207,863
Total Cost Per Passenger: \$10.00
Ridership: 20,780
Annual System Miles: 52,619



East Grand Forks Dial-A-Ride (DAR)



Contact Person: Earl Haugen
Title: Transit Manager
Address: 600 DeMers Avenue, P. O.
Box 373, East Grand Forks, MN 56721
Telephone: 701.773.0124
Fax: 701.773.0128
E-Mail: earl.haugen@theforksmmpo.org
Website: www.grandforksgov.com/bus

2008 Achievements:

- Added two hours of service on Saturday.
- Increased ridership 12%.

2009 Objectives:

- Maintain low cost/passenger efficiency.
- Coordinate vehicle purchase with Grand Forks Dial-A-Ride system.

2010-2015 Long-Range Plans:

- Reduce cost of delivery through service coordination.
- Promote multiple loads on systems.
- Implement Transit Development Plans (TDP) recommendations.

System Snapshot:

Legal Name: City of East Grand Forks
Type of Government: City
Area Served: City of East Grand Forks
in Polk County
Legislative House District: 01B
Congressional District: 7

System Characteristics:

Vehicles: 6 Class 300
Service Type: Dial-A-Ride
Days of Service:
Monday-Friday 7:00 a.m.-10:00 p.m.
Saturday 8:00 a.m.-10:00 p.m.
Sunday No Service
Base Fare: \$2.50
Funding Class: Urban/Complementary
Paratransit

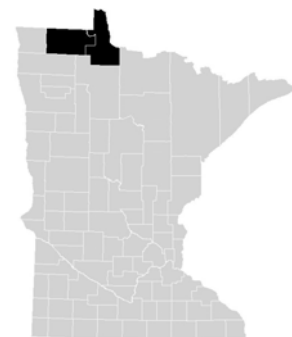


2008 System Data:

Total Operating Costs: \$43,000
Total Cost Per Passenger: \$9.45
Ridership: 4,548
Annual System Miles: 22,992



Far North Public Transit



Contact Person: Steve Butler
Title: Transit Manager
Address: 215 South Main
P. O. Box 189, Roseau, MN 56751
Telephone: 218.463.3238
Fax: 218.463.0001
E-Mail: rcco@wiktel.com
Website: www.farnorthtransit.com

2008 Achievements:

- Revenue to expense ratio of 20%.
- Sold bus advertising in Lake of the Woods County.
- Increased student rides by 40%.

2009 Objectives:

- Increase ridership in Warroad area by 10%.
- Participate in county wide events to promote transit service.
- Create weekly route to offer rides outside Roseau County.
- Provide additional training to personnel.

2010-2015 Long-Range Plans:

- Continue to reduce cost per passenger.
- Use GPS system.
- Create marketing plan for public awareness.

System Snapshot:

Legal Name: Roseau County Committee on Aging
Type of Government: Joint Powers
Area Served: Cities of Badger, Greenbush, Roseau, Salol and Warroad in Roseau County; and the cities of Baudette and Williams in Lake of the Woods County
Legislative Senate District: 01 and 03
Legislative House District: 01A and 03A
Congressional District: 7

System Characteristics:

Vehicles: 4 Class 400
Service Type: Route Deviation and Dial-A-Ride
Service Hours:
Monday-Friday 7:00 a.m.-5:00 p.m.
Saturday No Service
Sunday No Service
Base Fare: \$1.50
Funding Class: Rural

2008 System Data:

Total Operating Costs: \$256,598
Total Cost Per Passenger: \$8.56
Ridership: 29,993
Annual System Miles: 108,273



Faribault County Prairie Express

Contact Person: Bonita Zimmer
Title: Transit Coordinator
Address: 415 North Main Street
P. O. Box 130, Blue Earth, MN 56013
Telephone: 507.526.7433
Fax: 507.526.7227
E-Mail:
bonita.zimmer@co.faribault.mn.us
Website: www.co.faribault.mn.us



System Snapshot:

Legal Name:	Faribault County
Type of Government:	County
Area Served:	Faribault County
Legislative Senate District:	24
Legislative House District:	24A and 24B
Congressional District:	1

2008 Achievements:

- Increased ridership.
- Increased student ridership through sale of passes.

2009 Objectives:

- Reduce cost per passenger and cost per hour.
- Increase revenue to cost ratio.
- Maintain ridership.

2010-2015 Long-Range Plans:

- Run three buses full time.
- Increase ridership through effective dispatching.
- Explore ways to establish inter-county transit with transit systems in adjacent counties.

System Characteristics:

Vehicles:	3 Class 400
Service Type:	Dial-A-Ride
Service Hours:	
Monday-Friday	7:00 a.m.-5:00 p.m.
Saturday	No Service
Sunday	No Service
Base Fare:	\$3.00/person/trip
Funding Class:	Rural

2008 System Data:

Total Operating Costs:	\$191,392
Total Cost Per Passenger:	\$15.35
Ridership:	12,471
Annual System Miles:	96,369



Faribault Flyer



Contact Person: Kim Lang
Title: Community Development Coordinator
Address: 208 N.W. 1st Avenue
Faribault, MN 55021
Telephone: 507.333.0376
Fax: 507.384.0507
E-Mail: klang@ci.faribault.mn.us
Website: www.ci.faribault.mn.us/departments/transit

System Snapshot:

Legal Name:	City of Faribault
Type of Government:	City
Area Served:	City of Faribault in Rice County
Legislative House District:	26B
Congressional District:	2

2008 Achievements:

- Replaced one vehicle.
- Completed system evaluation and presented proposal to city council.

2009 Objectives:

- Increase ridership by 2 percent.
- Replace one vehicle.
- Increase farebox recovery rate from 17% to 18%.

2010-2015 Long-Range Plans:

- Implement identified system changes to achieve increased ridership and 20% farebox recovery rate.
- Work with Rice County and the City of Northfield to provide county-wide service.

System Characteristics:

Vehicles:	3 Class 400
Service Type:	Route Deviation
Service Hours:	
Monday-Friday	6:30 a.m.-6:30 p.m.
Saturday	7:30 a.m.-4:30 p.m. and
Sunday	8:30 a.m.-3:30 p.m.
Base Fare:	\$1.00
Funding Class:	Small Urban

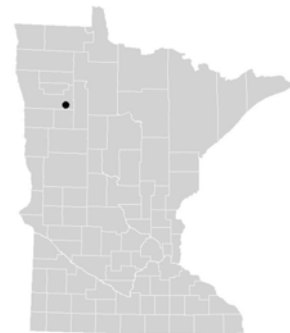
2008 System Data:

Total Operating Costs:	\$170,111
Total Cost Per Passenger:	\$8.78
Ridership:	19,374
Annual System Miles:	51,988



Fosston Transit

Contact Person: Charles Lucken
Title: City Administrator
Address: 220 East First Street
Fosston, MN 56542
Telephone: 218.435.1959
Fax: 218.435.1961
E-Mail: chuck.lucken@fosston.com
Website: www.fosston.com



2008 Achievements:

- Expanded service area to one mile outside of city limits.

2009 Objectives:

- Maintain 2008 ridership level.
- Maintain low \$.50 fares.

2010-2015 Long-Range Plans:

- Continue to operate in the most cost efficient manner possible.

System Snapshot:

Legal Name:	City of Fosston
Type of Government:	City
Area Served:	City of Fosston in Polk County
Legislative House District:	02A
Congressional District:	7

System Characteristics:

Vehicles:	1 Class 400
Service Type:	Dial-A-Ride
Service Hours:	
Monday-Friday	8:00 a.m.-4:30 p.m.
Saturday	No Service
Sunday	8:00 a.m.-12:00 p.m.
Base Fare:	\$.50 in town; \$1.00 outside city limits
Funding Class:	Rural

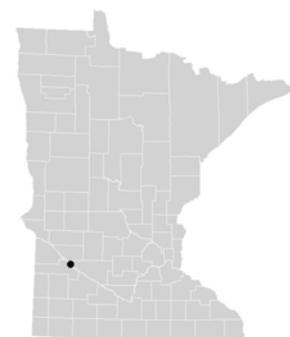
2008 System Data:

Total Operating Costs:	\$84,638
Total Cost Per Passenger:	\$4.91
Ridership:	17,246
Annual System Miles:	21,608



Granite Falls Heartland Express

Contact Person: Dennis Smith
Title: Coordinator
Address: 885 Prentice Street
Granite Falls, MN 56241
Telephone: 320.564.3011
Fax: 320.564.3013
E-Mail: transit@granitefalls.com
Website:
www.granitefalls.com/heartland.html



System Snapshot:

Legal Name:	City of Granite Falls
Type of Government:	City
Area Served:	City of Granite Falls in Yellow Medicine County
Legislative House District:	20B
Congressional District:	7

2008 Achievements:

- Participated in the statewide bus rodeo.
- Had an accident free year.

2009 Objectives:

- Reduce operating expenses.
- Increase fares effective June 1, 2009.

2010-2015 Long-Range Plans:

- Increase ridership.
- Reduce operating expenses.
- Continue to be the best transit system in Granite Falls.

System Characteristics:

Vehicles:	1 Class 400
Service Type:	Dial-A-Ride
Days of Service:	
Monday-Friday	6:30 a.m.-5:30 p.m.
Saturday	No Service
Sunday	No Service
Base Fare:	\$2.00
Funding Class:	Small Urban

2008 System Data:

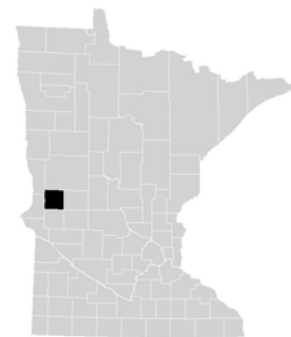
Total Operating Costs:	\$106,885
Total Cost Per Passenger:	\$5.12
Ridership:	20,893
Annual System Miles:	27,890



Granite Falls Heartland Express



Grant County Alpha Transit



Contact Person: Janet Johnson
Title: Coordinator
Address: P. O. Box 1006
Elbow Lake, MN 56531
Telephone: 218.685.8220
Fax: 218.685.4978
E-Mail: janet.johnson@co.grant.mn.us
Website:
www.co.grant.mn.us/publictrans.asp

2008 Achievements:

- Accept dial-a-ride for summer recreation programming.
- Increased volunteer driver participation.

2009 Objectives:

- Operate on days when contract service not in use; travel from Ashby to Alexandria one day and from Herman to Fergus Falls one day.
- Secure additional dial-a-ride for summer recreation programming.

2010-2015 Long-Range Plans:

- Increase daily length of operation.
- Accommodate additional ridership in outlying areas of Grant County on a consistent basis.

System Snapshot:

Legal Name: Grant County Transportation
Type of Government: County
Area Served: Grant County
Legislative Senate District: 11
Legislative House District: 11A
Congressional District: 7

System Characteristics:

Vehicles: 3 Class 400
Service Type: Route Deviation,
Dial-A-Ride and Route Guarantee
Days of Service:
Monday-Friday 8:00 a.m.-5:00 p.m.
Saturday No Service
Sunday No Service
Base Fare: \$1.50
Funding Class: Rural

2008 System Data:

Total Operating Costs: \$152,495
Total Cost Per Passenger: \$10.96
Ridership: 13,916
Annual System Miles: 54,123



Hibbing Area Transit



Contact Person: Sherri A. Lindstrom
Title: Finance Director
Address: 401 East 21st Street
Hibbing, MN 55746
Telephone: 218.262.3486 Ext. 714
Fax: 218.312.9714
E-Mail: slindstrom@ci.hibbing.mn.us
Website: www.hibbing.mn.us

2008 Achievements:

- Increased ridership by 10%.
- Replaced two buses.
- Developed a new promotional brochure.
- Expanded service to outlying areas.

2009 Objectives:

- Increase ridership by 10% through improved communication and service.
- Provide additional training to personnel.

2010-2015 Long-Range Plans:

- Continue expanding service to outlying areas.
- Increase ridership.

System Snapshot:

Legal Name:	City of Hibbing
Type of Government:	City
Area Served:	City of Hibbing in St. Louis County
Legislative House District:	05B
Congressional District:	8

System Characteristics:

Vehicles:	4 Class 500
Service Type:	Route Deviation and Dial-A-Ride
Service Hours (Route Deviation):	
Monday-Friday	9:00 a.m.-8:00 p.m.
Saturday	No Service
Sunday	No Service
Service Hours (Dial-A-Ride):	
Monday-Friday	6:00 a.m.-9:00 p.m.
Saturday	10:00 a.m.-4:00 p.m.
Sunday	10:00 a.m.-4:00 p.m.
Base Fare:	\$1.00 one way
Funding Class:	Small Urban

2008 System Data:

Total Operating Costs:	\$227,000
Total Cost Per Passenger:	\$5.95
Ridership:	38,164
Annual System Miles:	87,516



Hubbard County Heartland Express



Contact Person: Linda Bair
Title: Transit Coordinator
Address: 301 Court Street
Park Rapids, MN 56470
Telephone: 218.732.9328
Fax: 218.732.3231
E-Mail: lbair@co.hubbard.mn.us
Website: www.co.hubbard.mn.us

2008 Achievements:

- Thirty-two percent Increase by day care providers.
- Doubled the number of volunteer drivers.

2009 Objectives:

- Through coordination provide eight hours of dispatch at four hours cost.
- Add additional service hours to the city of Park Rapids.
- Automate ride requests.

2010-2015 Long-Range Plans:

- Meet the basic needs for transportation by promoting other venues of transportation available.
- Coordinate with school for use of resources.



System Snapshot:

Legal Name:	Hubbard County
Type of Government:	County
Area Served:	Hubbard County
Legislative Senate District:	02 and 04
Legislative House District:	2B and 4B
Congressional District:	8

System Characteristics:

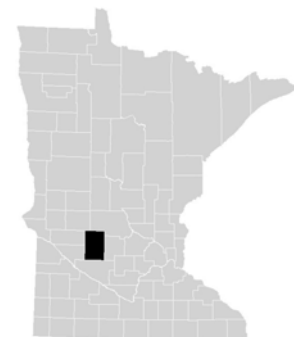
Vehicles:	4 Class 400
Service Type:	Route Deviation, Dial-A-Ride and Volunteer
Service Hours:	
Monday-Friday	6:15 a.m.-5:00 p.m.
Saturday	No Service
Sunday	No Service
Base Fare:	\$1.50
Funding Class:	Rural

2008 System Data:

Total Operating Costs:	\$228,406
Total Cost Per Passenger:	\$8.09
Ridership:	28,239
Annual System Miles:	76,620

Kandiyohi Area Transit (KAT)

Contact Person: Tiffany Collins
Title: Transit Director
Address: 1320 – 22nd Street S.W.
P. O. Box 186, Willmar, MN 56201
Telephone: 320.214.7433
Fax: 320.214.7754
E-Mail: tcollins@katbus.org
Website: www.katbus.org



2008 Achievements:

- Completed construction of bus stop/transfer shelter in downtown Willmar and enhanced routing to utilize it.
- Recognized KAT's one millionth rider in May 2008.

2009 Objectives:

- Incorporate Willmar's Industrial Park businesses into a successful JARC route.
- Promote KAT services to expand ridership.
- Celebrate/promote KAT's 10 years of service.

2010-2015 Long-Range Plans:

- Expand operations by starting a new demand response route in the communities of New London and Spicer.

System Snapshot:

Legal Name:	Kandiyohi Area Transit
	Joint Powers Board
Type of Government:	Joint Powers Board
Area Served:	Kandiyohi County
Legislative Senate District:	13
Legislative House District:	13A and 13B
Congressional District:	7

System Characteristics:

Vehicles:	7 Class 400 and 3 Class 500
Service Type:	Route Deviation and Demand Response
Service Hours:	
Monday-Friday	5:30 a.m.-5:30 p.m.
Saturday	8:00 a.m.-4:00 p.m.
Sunday	No Service
Base Fare:	\$1.25
Funding Class:	Rural

2008 System Data:

Total Operating Costs:	\$1,048,990
Total Cost Per Passenger:	\$8.30
Ridership:	126,318
Annual System Miles:	285,744



La Crescent Apple Express

Contact Person: Keith Carlson
Title: Transit Manager
Address: 315 Main Street
La Crescent, MN 55947
Telephone: 608.789.7350
Fax: 608.789.7374
E-Mail: carlsonk@cityoflacrosse.org
Website: www.cityoflacrosse.org



2008 Achievements:

- Broke ground and began construction of multi-modal transit center and joint development project in downtown La Crosse.

2009 Objectives:

- Complete construction of new transit center.
- Add mid-day service on the Apple Express service to La Crescent.

2010-2015 Long-Range Plans:

- Add additional service to meet growing regional demand.

System Snapshot:

Legal Name: City of La Crescent
Type of Government: City
Area Served: City of La Crescent, MN,
in Houston County;
and La Crosse, WI
Legislative House District: 31A and 31B
Congressional District: 1

System Characteristics:

Vehicles: 1 Class 400
Service Type: Route Deviation
Days of Service:
Monday-Friday 6:00 a.m.-6:00 p.m.
Saturday No Service
Sunday No Service
Base Fare: \$1.25
Funding Class: Urban

2008 System Data:

Total Operating Costs: \$199,558
Total Cost Per Passenger: \$10.77
Ridership: 18,527
Annual System Miles: 40,757



Le Sueur Heartland Express

Contact Person: Sandi Owen
Title: Transit Director
Address: 601 South 5th Street
P. O. Box 176, Le Sueur, MN 56058
Telephone: 507.665.6211
Fax: 507.665.3813
E-Mail: sowen@cityoflesueur.com
Website: www.cityoflesueur.com/transit/



2008 Achievements:

- Increased ridership by 5%.

2009 Objectives:

- Projected revenue increase of 3.6%.
- Continue increase of adult ridership.

2010-2015 Long-Range Plans:

- Increase revenue to cover 20% of operating cost.
- Provide four hours of Saturday service.

System Snapshot:

Legal Name:	City of Le Sueur
Type of Government:	City
Area Served:	City of Le Sueur in Le Sueur County
Legislative House District:	25A
Congressional District:	2 and 7

System Characteristics:

Vehicles:	3 Class 400
Service Type:	Route Deviation and Dial-A-Ride
Days of Service:	
Monday-Friday	7:00 a.m.-4:30 p.m.
Saturday	No Service
Sunday	No Service
Base Fare:	\$2.50
Funding Class:	Small Urban

2008 System Data:

Total Operating Costs:	\$200,619
Total Cost Per Passenger:	\$7.48
Ridership:	\$26,808
Annual System Miles:	26,202



Lincoln County Heartland Express



Contact Person: Cara Nielsen
Title: Director
Address: 318 North Rebecca Street
P. O. Box 29, Ivanhoe, MN 56142
Telephone: 507.694.1813
Fax: 507.694.1198
E-Mail: cnielsen@co.lincoln.mn.us
Website: www.co.lincoln.mn.us/Departments/Transportation.htm

2008 Achievements:

- Stayed within budget.
- Increased ridership.
- Hired new bus driver.

2009 Objectives:

- Dispose of two back-up buses.
- Increase ridership.
- Provide training to new driver.

2010-2015 Long-Range Plans:

- Increase ridership.
- Promote transit system.

System Snapshot:

Legal Name:	Lincoln County
Type of Government:	County
Area Served:	Lincoln County
Legislative Senate District:	20
Legislative House District:	20A
Congressional District:	7

System Characteristics:

Vehicles:	3 Class 400
Service Type:	Dial-A-Ride
Days of Service:	
Monday-Friday	8:30 a.m.-4:30 p.m.
Saturday	No Service
Sunday	No Service
Base Fare:	Varies by Ride/Destination
State Funding Class:	Rural

2008 System Data:

Total Operating Costs:	\$208,248
Total Cost Per Passenger:	\$13.80
Ridership:	14,450
Annual System Miles:	68,304



Mahnomen County Heartland Express



Contact Person: Cindy Marihart
Title: Director of Human Services
Address: 311 North Main Street
P. O. Box 460, Mahnomen, MN 56557
Telephone: 218.935.2560
Fax: 218.935.5459
E-Mail:
cmarihart@hs.co.mahnomen.mn.us

2008 Achievements:

- Continued to contract with DAC for transportation services.
- Continued to provide transportation between the parochial and public schools.

2009 Objectives:

- Continue to provide dependable and reliable transportation services.
- Increase ridership by two percent.

2010-2015 Long-Range Plans:

- Reach 15 percent cost recovery.
- Coordinate with other local entities.

System Snapshot:

Legal Name: Mahnomen County
Human Services
Type of Government: County
Area Served: Cities of Bejou, Mahnomen,
Naytahwaush and Waubun
in Mahnomen County
Legislative Senate District: 02
Legislative House District: 02A
Congressional District: 7

System Characteristics:

Vehicles: 3 Class 400
Service Type: Dial-A-Ride
Service Hours:
Monday-Friday 7:30 a.m.-4:30 p.m.
Saturday No Service
Sunday No Service
Base Fare: \$2.00 one-way outside city limits
\$1.00 one-way within city limits
Funding Class: Rural



2008 System Data:

Total Operating Costs: \$182,251
Total Cost Per Passenger: \$13.02
Ridership: 14,002
Annual System Miles: 41,214

Mahnomen County Heartland Express



Mankato – Greater Mankato Transit System



Contact Person: Mark Anderson
Title: Superintendent
Address: 10 Civic Center Plaza
P. O. Box 3368
Mankato, MN 56002-3368
Telephone: 507.387.8655
Fax: 507.387.2076
E-Mail: manderson@city.mankato.mn.us
Website: www.ci.mankato.mn.us/MTS/ServiceArea.aspx

2008 Achievements:

- Increased ridership and advertising revenue.
- Actively participated in mobility management coordination plan.
- Purchased a new class 700 bus.

2009 Objectives:

- Prepare to move operations to new site located in the current Mn/DOT facility.
- Replace fare boxes.
- Augment fleet of paratransit vehicles with a used care to reduce operating costs.

2010-2015 Long-Range Plans:

- Move transit facility to new site.
- Increase ridership through route review and adjustments.
- Continue to upgrade Class 700 fleet.
- Make coordinated pilot projects permanent.



System Snapshot:

Legal Name: City of Mankato
Type of Government: City
Area Served: Cities of Mankato and North Mankato in Blue Earth and Nicollet Counties
Legislative House District: 23A, 23B and 25A
Congressional District: 1

System Characteristics:

Vehicles: 1 Class 400, 5 Class 500, 3 Class 600 and 7 Class 700
Service Type: Fixed Route and Complementary Paratransit
Days of Service:
Monday-Friday 6:35 a.m.-5:35 p.m.
Saturday 10:00 a.m.-5:30 p.m.
Sunday No Service
Base Fare: \$1.50
Funding Class: Small Urban

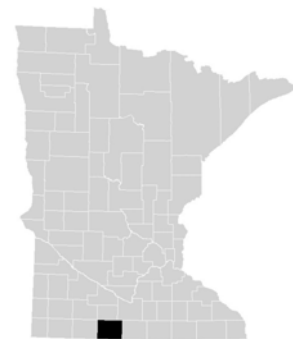
2008 System Data:

Total Operating Costs: \$1,297,033
Total Cost Per Passenger: \$3.95
Ridership: 328,223
Annual System Miles: 255,325



Martin County Express

Contact Person: Scott Higgins
Title: County Coordinator
Address: 201 Lake Avenue
Fairmont, MN 56031
Telephone: 507.238.3126
Fax: 507.238.3136
E-Mail: scott.higgins@co.martin.mn.us
Website: www.co.martin.mn.us/countyinfo/mcexpress.htm



2008 Achievements:

- Increased ridership by nearly 800 passengers.

2009 Objectives:

- Purchase and install dispatching software.
- Add dispatcher.
- Reduce bus maintenance costs.

2010-2015 Long-Range Plans:

- Increase ridership.
- Reduce costs.

System Snapshot:

Legal Name:	Martin County
Type of Government:	County
Area Served:	Cities of Ceylon, Dunnell, Fairmont, Granada, Sherburn, Trimont, Truman, and Welcome in Martin County
Legislative Senate District:	24
Legislative House District:	24A
Congressional District:	1

System Characteristics:

Vehicles:	7 Class 400
Service Type:	Dial-A-Ride
Service Hours (Fairmont):	
Monday-Friday	5:00 a.m.-10:00 p.m.
Saturday	5:00 a.m.-10:00 p.m.
Sunday	No Service
Service Hours (outside Fairmont):	
Monday-Friday	5:00 a.m.-6:00 p.m.
Saturday	5:00 a.m.-6:00 p.m.
Sunday	No Service
Base Fare:	\$2.75
Funding Class:	Rural

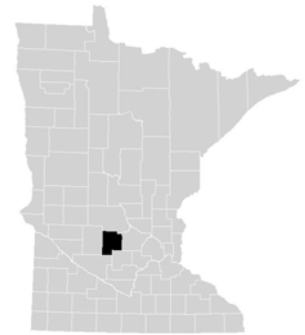
2008 System Data:

Total Operating Costs:	\$509,291
Total Cost Per Passenger:	\$8.20
Ridership:	77,411
Annual System Miles:	268,460



Meeker County Public Transit

Contact Person: Donna Anderson
Title: Transit Director
Address: 218 North Holcombe Avenue
Litchfield, MN 55355
Telephone: 320.693.7794 or
1.800.513.7433
Fax: 320.373.6610
E-Mail: donnaanderson@ecumen.org
Website: www.augustanahomes.org/transit1/htm



2008 Achievements:

- Began construction of a bus garage with offices.
- Service hours now covered with grant dollars.

2009 Objectives:

- Implement a routing software system.

2010-2015 Long-Range Plans:

- Increase bus fleet.
- Hire another office dispatcher.

System Snapshot:

Legal Name:	Ecumen dba Augustana Lutheran Homes/MCPT
Type of Government:	County
Area Served:	Meeker County
Legislative Senate District:	18
Legislative House District:	18A and 18B
Congressional District:	7

System Characteristics:

Vehicles:	6 Class 400
Service Type:	Route Deviation, Subscription and Dial-A-Ride
Service Hours:	
Monday-Friday	7:00 a.m.-6:00 p.m.
Saturday	8:00 a.m.-1:00 p.m.
Sunday	8:00 a.m.-12:00 p.m.
Base Fare:	\$2.00 Town, \$4.00 County
Funding Class:	Rural

2008 System Data:

Total Operating Costs:	\$605,049
Total Cost Per Passenger:	\$8.45
Ridership:	71,630
Annual System Miles:	219,018



Mille Lacs Public Transit, Inc.

Contact Person: Helen Pieper
Title: Executive Director
Address: 535 – 8th Street N.E.
P. O. Box 7, Milaca, MN 56353
Telephone: 320.679.6462
Fax: 320.679.6999
E-Mail: Helen.pieper@co.kanabec.mn.us
Website: www.mltransit.com



2008 Achievements:

- Completed negotiations to merge Mille Lacs and Kanabec Counties into one transit system serving both counties. New system name is Timber Trails Public Transit, Inc.

System Snapshot:

Legal Name: Mille Lacs Public Transit, Inc.
Type of Government: Non-Profit
Area Served: Cities of Isle, Milaca, Onamia,
Princeton and Wahkon
in Mille Lacs County
Legislative Senate District: 16
Legislative House District: 16A
Congressional District: 8

System Characteristics:

Vehicles: 4 Class 400
Service Type: Route Deviation
and Dial-A-Ride
Days of Service:
Monday-Friday 7:00 a.m.-4:00 p.m.
Saturday No Service
Sunday No Service
Base Fare: \$3.00
Funding Class: Rural

2008 System Data:

Total Operating Costs: \$234,781
Total Cost Per Passenger: \$11.82
Ridership: 19,870
Annual System Miles: 85,731

Montevideo Heartland Express

Contact Person: Nick Haggenmiller
Title: Community Development Director
Address: 103 Canton Avenue
P. O. Box 517
Montevideo, MN 56265
Telephone: 320.269.6575
Fax: 320.269.9340
E-Mail: cdd@montevideomn.org
Website: www.montevideomn.org



System Snapshot:

Legal Name:	City of Montevideo
Type of Government:	City
Area Served:	City of Montevideo in Chippewa County
Legislative House District:	20B
Congressional District:	7

2008 Achievements:

- Increased ridership.
- Hired two additional part-time drivers

2009 Objectives:

- Develop new and exciting sales and marketing efforts aimed at changing the image of "who rides public transportation."

2010-2015 Long-Range Plans:

- Increase fuel efficiency of fleet.
- Increase energy efficiency of transit garage.

System Characteristics:

Vehicles:	3 Class 400
Service Type:	Dial-A-Ride
Service Hours:	
Monday-Friday	5:30 a.m.-4:30 p.m.
Saturday	No Service
Sunday	No Service
Base Fare:	\$1.50 one-way
Funding Class:	Small Urban

2008 System Data:

Total Operating Costs:	\$107,638
Total Cost Per Passenger:	\$7.55
Ridership:	14,260
Annual System Miles:	29,518



Moorhead Metropolitan Area Transit (MAT)



Contact Person: Lori Van Beek
Title: Transit Manager
Address: 650 – 23rd Street North
Fargo, ND 58102
Telephone: 701.476.6686 or
701.476.6782
Fax: 701.241.8558
E-Mail: ivanbeek@matbus.com
Website: www.matbus.com

2008 Achievements:

- Expanded revenue through implementation of a fare increase.
- Provided transportation for volunteers during an historic flood and assisted in evacuation of a nursing home.
- Improved passenger accessibility through the rehabilitation of existing shelters and placement of new shelters.
- Improved communication and on-time performance through the establishment of AVL kiosks at transfer points.

2009 Objectives:

- Add bus service to the City of Dilworth and newly developed areas of southeast Moorhead.
- Increase ridership through implementation of a Metro Area Transit Marketing Plan.
- Improve public participation through implementation of technological strategies.
- Improve customer service through establishment of a ticket vending machine at the downtown transfer center.

2010-2015 Long-Range Plans:

- Add demand-response general public service to unserved areas of Moorhead.
- Increase service frequency on Saturdays to 30 minutes on Route 1, 2 and 4.
- Draft agreement to share vehicles with City of Fargo.
- Create a Metro Transit Authority.

System Snapshot:

Legal Name: City of Moorhead
Type of Government: City
Area Served: Cities of Dilworth and Moorhead in Clay County
Legislative House District: 09A and 09B
Congressional District: 7

System Characteristics:

Vehicles: 10 Class 700
Service Type: Fixed Route
Service Hours:
Monday-Friday 6:15 a.m.-10:15 p.m.
Saturday 7:15 a.m.-10:15 p.m.
Sunday No Service
Base Fare: \$1.25
Funding Class: Urban

2008 System Data:

Total Operating Costs: \$1,375,784
Total Cost Per Passenger: \$3.58
Ridership: 384,632
Annual System Miles: 313,575



Moorhead Metropolitan Area Transit (MAT) - Paratransit



Contact Person: Lori Van Beek
Title: Transit Manager
Address: 650 – 23rd Street North
Fargo, ND 58102
Telephone: 701.476.6686
Fax: 701.241.8558
E-Mail: ivanbeek@matbus.com
Website: www.matbus.com

2008 Achievements:

- Increased revenue through implementation of a fare increase.
- Prepared analysis of first year of Metro Senior Ride service in Moorhead and Dilworth.
- Increased efficiencies and coordination on the paratransit system by employing a Mobility Manager (joint with Fargo) and implementing a new software scheduling system.
- Developed a Fargo-Moorhead specialized web page.
- Created a mobility plan.

2009 Objectives:

- Expand Metro Senior Ride service to meet growing demand.
- Implement mobility plan recommendations.

2010-2015 Long-Range Plans:

- Replace Moorhead paratransit vehicles and senior vans.
- Implement service into newly annexed and developed areas of Moorhead and Dilworth.
- Continue to meet demand of ADA eligible and senior residents.



System Snapshot:

Legal Name: City of Moorhead
Type of Government: City
Area Served: Cities of Dilworth and Moorhead in Clay County
Legislative House District: 09A and 09B
Congressional District: 7

System Characteristics:

Vehicles: 3 Class 400
Service Type: Dial-A-Ride
Service Hours:
Monday-Friday 6:15 a.m.-10:15 p.m.
Saturday 6:15 a.m.-10:15 p.m.
Sunday No Service
Base Fare: \$2.50
Funding Class: Urban and Complementary Paratransit

2008 System Data:

Total Operating Costs: \$324,000
Total Cost Per Passenger: \$16.87
Ridership: 19,206
Annual System Miles: 117,929



Morris Transit



Contact Person: Eugene Krosschell
Title: Finance Director
Address: P. O. Box 438
Morris, MN 56267
Telephone: 320.589.1000
Fax: 320.589.3111
E-Mail: cityhall@ci.morris.mn.us
Website:
www.ci.morris.mn.us/transit.php

2008 Achievements:

- Increased ridership.
- Participated in transit rodeo and training.

2009 Objectives:

- Participate in local community parade.
- Promote ridership as being green.

2010-2015 Long-Range Plans:

- Update radio communication system.
- Build an office/dispatch facility

System Snapshot:

Legal Name:	City of Morris
Type of Government:	City
Area Served:	City of Morris in Stevens County
Legislative House District:	11A
Congressional District:	7

System Characteristics:

Vehicles:	5 Class 400
Service Type:	Dial-A-Ride
Service Hours:	
Monday-Friday	6:00 a.m.-10:00 p.m.
Saturday	12:00 p.m.-4:00 p.m. and
Sunday	8:30 a.m.-12:30 p.m.
Base Fare:	\$1.25 if scheduled 2 hours in advance or else \$2.50
Funding Class:	Small Urban

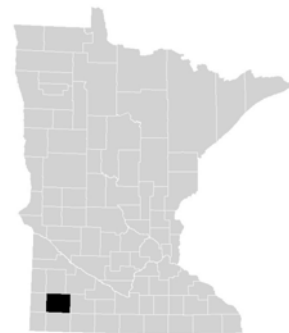
2008 System Data:

Total Operating Costs:	\$325,246
Total Cost Per Passenger:	\$5.10
Ridership:	63,725
Annual System Miles:	96,040



Murray County Heartland Express

Contact Person: Michelle Miranowski
Title: Transportation Coordinator
Address: 2439 Broadway Avenue
Slayton, MN 56172
Telephone: 507.836.6648
Fax: 507.836.8875
E-Mail: mcrides@frontiernet.net



2008 Achievements:

- Participated in local events to increase awareness of public transportation.
- Increased passenger trips.

2009 Objectives:

- Be accident free.
- Maintain passenger trips at current level.
- Remain at budget level.

2010-2015 Long-Range Plans:

- Participate in local events to increase awareness of public transportation.
- Purchase a new Class 400 vehicle in 2015.

System Snapshot:

Legal Name:	Murray County
Type of Government:	County
Area Served:	Murray County
Legislative Senate District:	22
Legislative House District:	22A
Congressional District:	1

System Characteristics:

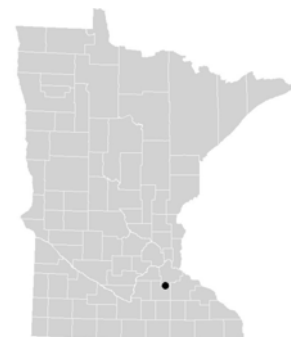
Vehicles:	1 Class 400
Service Type:	Dial-A-Ride
Service Hours:	
Monday-Friday	8:00 a.m.-4:00 p.m.
Saturday	No Service
Sunday	No Service
Base Fare:	\$2.50 in-town one-way \$3.00 in-town round trip \$4.00 in-county one-way \$5.00 in-county round trip
Funding Class:	Rural



2008 System Data:

Total Operating Costs:	\$99,094
Total Cost Per Passenger:	\$10.39
Ridership:	10,033
Annual System Miles:	14,189

Northfield Transit



Contact Person: Brian Erickson
Title: Public Works Operations Engineer
Address: 801 Washington Street
Northfield, MN 55057
Telephone: 507.645.3037
Fax: 507.645.3055
E-Mail:
brian.erickson@ci.northfield.mn.us
Website:
www.ci.northfield.mn.us/cityservices/transit

2008 Achievements:

- Increased ridership.

2009 Objectives:

- Explore additional route deviation in combination with dial-a-ride service.
- Complete multi-modal transportation hub facility environmental work.

2010-2015 Long-Range Plans:

- Expand coordination with other public and private providers.
- Expand intercity service to nearby cities and rural areas.
- Explore possible commuter service.
- Construct Transit HUB.

System Snapshot:

Legal Name: City of Northfield
Type of Government: City
Area Served: City of Northfield
in Dakota and Rice Counties
Legislative House District: 25B and 36B
Congressional District: 2

System Characteristics:

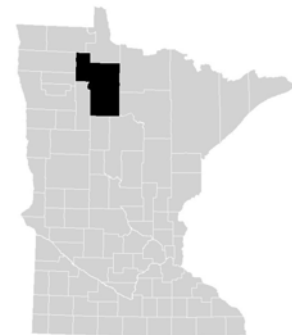
Vehicles: 4 Class 400 and 1 Class 500
Service Type: Route Deviation and Dial-A-Ride
Service Hours:
Monday-Friday 7:00 a.m.-5:30 p.m.
Saturday 10:00 a.m.-1:00 p.m.
Sunday No Service
Base Fare: \$1.00
\$4.00 Jefferson Lines Connection
Funding Class: Small Urban

2008 System Data:

Total Operating Costs: \$330,930
Total Cost Per Passenger: \$8.01
Ridership: 41,292
Annual System Miles: 78,829



Paul Bunyan Transit



Contact Person: Gregory O. Negard
Title: Executive Director
Address: 706 Railroad Street S.E.
Bemidji, MN 56601
Telephone: 218.751.8765
Fax: 218.444.9521
E-Mail: pbtrans@paulbunyan.net
Website: www.paulbunyantransit.com

2008 Achievements:

- Hosted 2008 State Bus Roadeo along with Northern Tier Transit.
- Achieved a 19% ridership increase.

2009 Objectives:

- Remodel and expand bus facility.
- Continue to seek transit service collaborations with other agencies.
- Renew contract with Bemidji State University and Northwest Technical College

2010-2015 Long-Range Plans:

- Add one more bus on Monday-Friday route to accommodate increasing demand for ridership.
- Work with city and county for Veterans Home in Beltrami County.
- Continue to search for new revenue sources.

System Snapshot:

Legal Name:	Paul Bunyan Transit
Type of Government:	Non-Profit
Area Served:	City of Bemidji in Beltrami County
Legislative Senate District:	02 and 04
Legislative House District:	02B and 04A
Congressional District:	7 and 8

System Characteristics:

Vehicles:	12 Class 400
Service Type:	Deviated Route, Dial-A-Ride and Subscription
Service Hours:	
Monday-Friday	7:00 a.m.-6:00 p.m.
Saturday	8:00 a.m.-5:00 p.m.
Sunday	No Service
Base Fare:	\$1.50
	10 punch pass monthly work pass
Funding Class:	Rural

2008 System Data:

Total Operating Costs:	\$766,328
Total Cost Per Passenger:	\$7.15
Ridership:	107,239
Annual System Miles:	582,956



Pine River Ride With Us Bus

Contact Person: Barbara Jorgenson
Title: Transit Administrator
Address: P. O. Box 87
Pine River, MN 56474
Telephone: 218.587.2440
Fax: 218.587.2168
E-Mail: prridewithusbus@hotmail.com
Website: www.pinerivermn.com/city.htm



2008 Achievements:

- Maintained 2007 rate of ride ticket sales.
- Increased ridership by 0.01 percent.
- Lowered maintenance cost from projected \$.10/mile to .01/mile.
- Completed 18 plus years of accident free service.

2009 Objectives:

- Increase ridership.
- Reduce vehicle cost per mile.
- Conduct a bus survey.

2010-2015 Long-Range Plans:

- Replace vehicle.
- Explore potential coordination in Crow Wing County.

System Snapshot:


Legal Name:	City of Pine River
Type of Government:	City
Area Served:	City of Pine River in Cass County
Legislative House District:	4B
Congressional District:	8

System Characteristics:

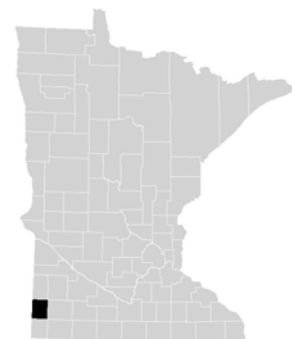
Vehicles:	1 Class 300
Service Type:	Dial-A-Ride
Service Hours:	
Monday-Friday	8:45 a.m.-4:15 p.m.
Saturday	No Service
Sunday	No Service
Base Fare:	\$1.00 one way ride ticket \$11.00
Funding Class:	Rural

2008 System Data:

Total Operating Costs:	\$73,251
Total Cost Per Passenger:	\$11.09
Ridership:	6,603
Annual System Miles:	8,711



Pipestone County Transit



Contact Person: Marc Hall
Title: Transit Director
Address: 811 – 5th Street S.E.
Pipestone, MN 56164
Telephone: 507.825.6713
Fax: 507.825.6774
E-Mail: marc.hall@co.pipestone.mn.us
Website: www.pipestone-county.com/

2008 Achievements:

- Purchased new bus.

2009 Objectives:

- Move into new facility.
- Purchase new bus.

2010-2015 Long-Range Plans:

- Expand transit system.
- Encourage use of new technology to help maximize transit system.

System Snapshot:

Legal Name: Pipestone County
Type of Government: County
Area Served: Cities of Edgerton, Hatfield,
Jasper, Pipestone, Ruthon and Woodstock
in Pipestone County
Legislative Senate District: 22
Legislative House District: 22A
Congressional District: 1

System Characteristics:

Vehicles: 4 Class 400
Service Type: Dial-A-Ride
Service Hours:
Monday-Friday 7:00 a.m.-5:00 p.m.
Saturday 9:00 a.m.-3:00 p.m.
Sunday 8:00 a.m.-1:00 p.m.
Base Fare: \$1.75 City of Pipestone;
Outer County Zones \$2.25-\$4.25
Funding Class: Rural

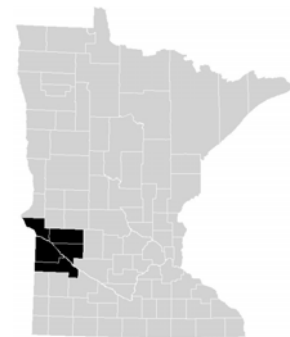
2008 System Data:

Total Operating Costs: \$376,230
Total Cost Per Passenger: \$7.63
Ridership: 42,240
Annual System Miles: 99,960



Prairie Five Rides

Contact Person: Richard Olson
Title: Program Manager
Address: 7th Street and Washington Avenue, P. O. Box 159
Montevideo, MN 56265
Telephone: 320.269.8727
Fax: 320.269.6570
E-Mail: dickp5@willmarnet.com
Website: www.prairiefive.com



2008 Achievements:

- Increased ridership by 10,000 rides over 2007.

2009 Objectives:

- Keep the same level of service and ridership.

2010-2015 Long-Range Plans:

- Build a bus garage.

SYSTEM SNAPSHOT:

Legal Name: Prairie Five CAC, Inc.
Type of Government: CAP
Area Served: Big Stone, Chippewa, Lac Qui Parle, Swift and Yellow Medicine Counties
Legislative Senate District: 20
Legislative House District: 20A and 20B
Congressional District: 7

System Characteristics:

Vehicles: 9 Class 400
Service Type: Dial-A-Ride
Service Hours:
Monday-Friday 6:00 a.m.-6:00 p.m.
Saturday No Service
Sunday No Service
Base Fare: \$1.00 cities served/
\$0.25 per mile county rides
Funding Class: Rural

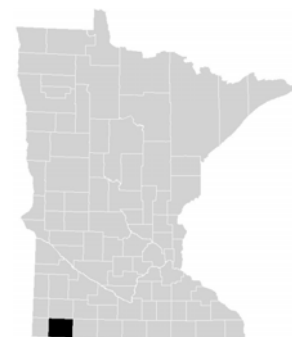
2008 System Data:

Total Operating Costs: \$783,762
Total Cost Per Passenger: \$9.40
Ridership: 83,405
Annual System Miles: 152,898



Prairieland Transit

Contact Person: Karen DeBoer
Title: Transit Director
Address: 1106 Third Avenue
P. O. Box 787, Worthington, MN 56187
Telephone: 507.376.3322
Fax: 507.372.4372
E-Mail: kdeboer@smoc.us



2008 Achievements:

- Increased ridership on Nobles County Routes, serving each community five times each week.

2009 Objectives:

- Increase adult and student passengers on Nobles County Route System.

2010-2015 Long-Range Plans:

- Increase passengers per hour by increasing public awareness within communities and targeting highly prospective rider groups.
- Reduce vehicle cost per mile by monitoring and assessing Nobles County Heartland Express bus usage.

System Snapshot:

Legal Name:	Southwestern Minnesota Opportunity Council, Inc.
Type of Government:	Private/Non-Profit
Area Served:	Nobles County
Legislative Senate District:	22
Legislative House District:	22A and 22B
Congressional District:	1

System Characteristics:

Vehicles:	3 Class 400
Service Type:	Route Deviation and Dial-A-Ride
Service Hours:	
Monday - Friday	7:00 a.m.-6:00 p.m.
Saturday	No Service
Sunday	No Service
Base Fare:	\$2.50
Funding Class:	Rural

2008 System Data:

Total Operating Costs:	\$314,766
Total Cost Per Passenger:	\$6.68
Ridership:	47,059
Annual System Miles:	97,804

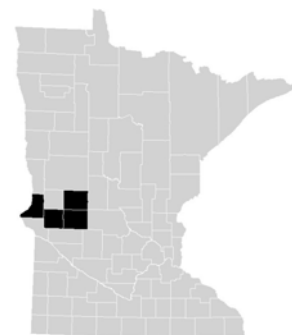


Nobles County Heartland Express



Rainbow Rider Transit

Contact Person: Harold Jennissen
Title: Transit Director
Address: 249 Poplar Avenue
 P, O. Box 136, Lowry, MN 56349
Telephone: 320.283.5065
Fax: 320.283.5066
E-Mail: hjenn@runestone.net
Website: www.rainbowriderbus.com



2008 Achievements:

- Over 142,000 rides provided.
- Started construction of a new shop/garage.
- Increased service in Todd County.

2009 Objectives:

- Increase rides.
- Complete construction of shop/garage.
- Purchase garage space in Alexandria.

2010-2015 Long-Range Plans:

- Continue to increase rides.
- Purchase dispatch/AVL for buses.
- Continue to work with surrounding counties on transportation.

2008 System Data:

Total Operating Costs:	\$1,393,145
Total Cost Per Passenger:	\$9.78
Ridership:	142,444
Annual System Miles:	694,219



System Snapshot:

Legal Name: Rainbow Rider Transit Board
Type of Government: Joint Powers Board
Area Served: Douglas, Pope, Stevens, Traverse and Todd Counties
Legislative Senate District: 09, 11 and 13
Legislative House District: 09B, 11A, 11B and 13A
Congressional District: 7

System Characteristics:

Vehicles: 27 Class 600, 2 Class 500 and 1 Class 400

Service Type: Dial-A-Ride

Service Hours:

City of Alexandria

Monday - Friday 6:00 a.m. to 8:00 p.m.

Saturday 8:00 a.m. to 4:00 p.m.

Sunday No Service

Rest of Douglas County

Monday - Friday 6:30 a.m. to 5:00 p.m.

Saturday No Service

Sunday No Service

Cities of Glenwood, Starbuck; and Pope County

Monday - Friday 7:30 am – 4:00 p.m.

Saturday No Service

Sunday No Service

Stevens County

Monday - Friday 7:30 a.m. to 5:00 p.m.

Saturday No Service

Sunday No Service

City of Long Prairie; Todd County

Monday - Friday 7:30 am to 4:30 pm

Saturday No Service

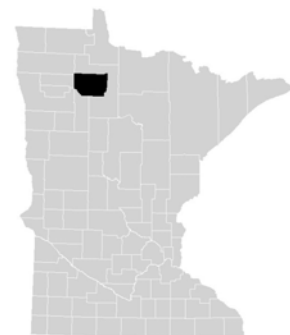
Sunday No Service

Base Fare: 0-5 Miles \$2.50,
 5-10 Miles \$4.00,
 10-20 Miles \$5.00,
 \$2 for every additional 10 miles

Funding Class: Rural

Red Lake Transit

Contact Person: Michael D. Ness
Title: Director
Address: 25515 Highway 1
P. O. Box 95, Red Lake, MN 56671
Telephone: 218.679.2910
Fax: 218.679.4088
E-Mail: rltrans@paulbunyan.net



2008 Achievements:

- Purchased two new buses.
- Began construction of new transit facility.

2009 Objectives:

- Complete and move into new transit facility
- Work towards adding a second bus storage facility.
- Adding GPS locating and dispatching software.

2010-2015 Long-Range Plans:

- Work towards converting to deviated fixed routes to realize operating economies.
- Paving around transit facility building.



System Snapshot:

Legal Name: Red Lake Band of Chippewa Indians
Type of Government: Tribal
Area Served: Cities of Big Stone, Little Rock, Ponemah, Red Lake and Redby in Red Lake County
Legislative Senate District: 02 and 04
Legislative House District: 02B and 04A
Congressional District: 7 and 8

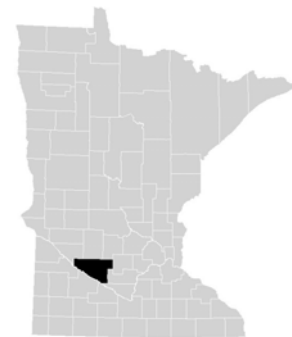
System Characteristics:

Vehicles: 4 Class 400 and 1 Class 500
Service Type: Dial-A-Ride
Service Hours:
Monday-Friday 5:00 a.m.-6:00 p.m.
Saturday No Service
Sunday No Service
Base Fare: \$1.00
Funding Class: Rural

2008 System Data:

Total Operating Costs: \$173,512
Total Cost Per Passenger: \$22.43
Ridership: 7,737
Annual System Miles: 60,870

Renville County Heartland Express



Contact Person: Rachel Schneiderman
Title: Transit Director
Address: 612 East Lincoln
Olivia, MN 56277
Telephone: 320.523.3589
Fax: 320.523.1043
E-Mail: Rachel_s@co.renville.mn.us
Website: www.co.renville.mn.us

2008 Achievements:

- Secured funding from the cities of Bird Island, Franklin, Olivia, Renville and Sacred Heart.
- Hired a full-time dispatcher.
- Added exhaust fan system to bus garage.
- Retained an excellent crew of drivers.

2009 Objectives:

- Keep transportation service affordable while staying within budgetary constraints.
- Maintain present level of service in Renville County with today's economy.
- Implement GPS software.
- Continue to participate in county-wide events to promote transit service.
- Seek outside revenue sources to offset revenue cuts.

2010-2015 Long-Range Plans:

- Continue to search for new revenue.
- Continue to expand and provide better service within the rural areas of our 10 cities in Renville County.
- Maintain buses to prolong longevity of fleet.
- Add new buses in 2012, 2013 and 2014.
- Construct a wash bay for our transit building.



System Snapshot:

Legal Name:	Renville County
Type of Government:	County
Area Served:	Renville County
Legislative Senate District:	20
Legislative House District:	20B
Congressional District:	7

System Characteristics:

Vehicles:	4 Class 400
Service Type:	Dial-A-Ride
Service Hours:	
Monday-Friday	6:30 a.m.-5:30 p.m.
Saturday	No Service
Sunday	No Service
Base Fare:	\$1.50 within same city; \$3.00 to another city; \$4.00 to Willmar and Redwood Falls
Funding Class:	Rural

2008 System Data:

Total Operating Costs:	\$411,195
Total Cost Per Passenger:	\$11.47
Ridership:	35,845
Annual System Miles:	133,451



RiverRider Public Transit

Contact Person: Chad Gessell
Title: Transit Director
Address: 17211 - 198th Avenue N.W.
Box 395, Big Lake, MN 55309
Telephone: 763.263.0101
Fax: 763.263.0112
E-Mail: chadg@izoom.net
Website: www.riverridertransit.com



2008 Achievements:

- Developed an agreement with the City of Delano to provide public transportation within the city limits.

2009 Objectives:

- Create more efficient routes.
- Maintain a strong fiscal program.

2010-2015 Long-Range Plans:

- Upgrade dispatch software.
- Construct a transit facility to house administration staff and transit vehicles.

System Snapshot:

Legal Name: RiverRider Public Transit System
Type of Government: Joint Powers Board
Area Served: Cities of Big Lake and Elk River
in Sherburne County
Cities of Annandale, Buffalo, Cokato,
Delano, and Monticello
in Wright County
Legislative Senate District: 15, 16,
18, 19, 32 and 48
Legislative House District: 15B, 16A, 16B, 18B,
19A, 19B, 32A and 48A
Congressional District: 6

System Characteristics:

Vehicles: 7 Class 400 and 6 Class 500
Service Type: Route Deviation and Dial-A-Ride
Service Hours:
Monday-Friday 7:00 a.m.-5:00 p.m.
Saturday No Service
Sunday No Service
Base Fare: \$1.25
Funding Class: Rural

2008 System Data:

Total Operating Costs: \$818,597
Total Cost Per Passenger: \$11.29
Ridership: 72,483
Annual System Miles: 253,510



Rochester Public Transit

Contact Person: Anthony Knauer
Title: Transit and Parking Manager
Address: 201 – 4th Street S.E.
Rochester, MN 55904
Telephone: 507.328.2424
Fax: 507.328.2401
E-Mail: tknauer@rochestermn.gov
Website: www.rochesterbus.com



System Snapshot:

Legal Name: City of Rochester
Type of Government: City
Area Served: Portion of Marion Township and the City of Rochester in Olmsted County
Legislative Senate District: 29 and 30
Legislative House District: 29A, 29B, 30A and 30B
Congressional District: 1

2008 Achievements:

- Increased ridership.
- Continued program revenue return of 44 percent.
- Began design work of the new city bus garage and operations center.

2009 Objectives:

- Begin construction of the city bus garage.
- Increase ridership.
- Implementation of the adopted service expansion plan with priority to provide at least per hour service in every neighborhood (subject to available plan funding).
- Complete design of downtown bus stop rebuild.

2010-2015 Long-Range Plans:

- Continue fleet expansion and updates.
- Continue service expansion with a larger and enhanced park and ride program.
- Complete construction of the new transit operations center and garage.
- Complete rebuild of downtown bus stop

System Characteristics:

Vehicles: 39 Class 700
Service Type: Regular Route
Service Hours:
Monday-Friday 5:30 a.m.-10:00 p.m.
Saturday 8:15 a.m.-6:40 p.m.
Sunday No Service
Base Fare: \$2.00
Funding Class: Urban

2008 System Data:

Total Operating Costs: \$4,530,471
Total Cost Per Passenger: \$2.62
Ridership: 1,727,629
Annual System Miles: 1,083,934



Rochester Dial-A-Ride

Contact Person: Anthony Knauer
Title: Transit and Parking Manager
Address: 201 – 4th Street S.E.
Rochester, MN 55904
Telephone: 507.328.2424
Fax: 507.328.2401
E-Mail: tknauer@rochestermn.gov
Website: www.rochesterbus.com



2008 Achievements:

- Meet all requests with reasonable pickup times and ride times.
- Twenty-two percent of riders served used wheelchairs.

2009 Objectives:

- Replace two buses.
- Continue to meet service performance standards

2010-2015 Long-Range Plans:

- Combine dispatch functions with human service agencies.

System Snapshot:

Legal Name: City of Rochester
Type of Government: City
Area Served: Townships of Cascade, Haverhill, Marion and the City of Rochester in Olmstead County
Legislative Senate District: 29 and 30
Legislative House District: 29A, 29B, 30A and 30B
Congressional District: 1

System Characteristics:

Vehicles: 1 Class 500 and 4 Class 600
Service Type: Dial-A-Ride
Service Hours:
Monday-Friday 5:30 a.m.-10:00 p.m.
Saturday 7:00 a.m.-7:00 p.m.
Sunday No Service
Base Fare: \$3.00
Funding Class: Urban

2008 System Data:

Total Operating Costs: \$648,340
Total Cost Per Passenger: \$16.25
Ridership: 39,905
Annual System Miles: 174,338



Rock County Heartland Express



Contact Person: Terrie Gulden
Title: Transit Director
Address: 2 Roundwind Road
P. O. Box 713, Luverne, MN 56156
Telephone: 507.283.5058
Fax: 507.283.5074
E-Mail: terrie.gulden@co.rock.mn.us
Website:
www.co.rock.mn.us/page14.html

2008 Achievements:

- Implemented a rate increase effective January 1, 2008.
- Achieved a 4% increase in ridership.

2009 Objectives:

- Increase ridership by 1%.
- Increase revenue/expenditure ratio by 22% from 13.4%.
- Begin and complete construction of office/garage facility; move office equipment.

2010-2015 Long-Range Plans:

- Expand service hours to include Saturday and daily hours from 5 p.m. to 6 p.m.
- Implement automated dispatching and scheduling equipment in five years.

System Snapshot:

Legal Name: Rock County
Type of Government: County
Area Served: Cities of Ash Creek, Beaver Creek, Hardwick, Hills, Kanaranzi, Kenneth, Luverne, Magnolia and Steen in Rock County
Legislative Senate District: 22
Legislative House District: 22A
Congressional District: 1

System Characteristics:

Vehicles: 4 Class 400
Service Type: Dial-A-Ride
Service Hours:
Monday-Friday 7:30 a.m.-5:00 p.m.
Saturday No Service
Sunday No Service
Base Fare: \$2.50 Zone 1, \$4.00 Zone 2;
\$5.00 Zone 3; and \$6.00 Zone 4
Funding Class: Rural

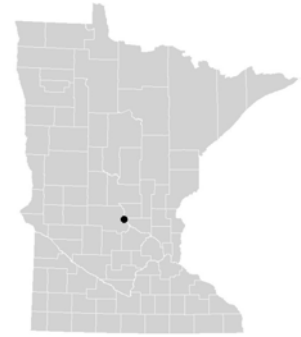
2008 System Data:

Total Operating Costs: \$289,678
Total Cost Per Passenger: \$9.82
Ridership: 29,492
Annual System Miles: 79,228



St. Cloud Metro Bus - Fixed Route

Contact Person: David W. Tripp
Title: Executive Director
Address: 665 Franklin Avenue N.E.
St. Cloud, MN 56304
Telephone: 320.251.1499 Ext. 106
Fax: 320.251.3499
E-Mail: dtripp@stcloudmtc.com
Website: www.ridemetrobus.com



2008 Achievements:

- Increased ridership.
- Received a Job Access and Reverse Commute federal grant for starting Sunday fixed route service in May 2008 with ridership exceeding expectations.
- Secured a grant from Mn/DOT to conduct Transit System Performance Analysis, System Redesign, Market Study and Long Range Plan update study.
- Awarded an Ad Wheel award from the American Public Transportation Association for Sunday fixed route service marketing campaign.
- Received ARRA funding for replacement of 4 large buses, 9 small buses, 2 operations vehicles and bus washer, and installation of technologies to operate fixed route automated bus stop annunciation system.
- Received federal STP funding to replace, upgrade and expand bus shelter program.
- Successfully partnered with St. Cloud State University in collecting, processing and burning used cooking oil as fuel supplement for the Husky Fried Ride Bus.

2009 Objectives:

- Continue implementation of fixed route system redesign recommendations.

2010-2015 Long-Range Plans:

- Obtain funding and complete replacement of 23 large buses with a fleet of CNG powered buses.
- Complete a vehicle storage and office addition to the Operations Center.
- Implement remaining fixed route system changes.



System Snapshot:

Legal Name: St. Cloud Metropolitan Transit Commission
Type of Government: Transit Authority
Area Served: Cities of St. Cloud, Sartell, Sauk Rapids and Waite Park
in Benton, Sherburne and Stearns Counties
Legislative House District: 14A, 15A and 15B
Congressional District: 6

System Characteristics:

Vehicles: 2 Class 500, 33 Class 700 and 1 Trolley Bus
Service Type: Fixed Route and Route Guarantee
Days of Service:
Monday-Friday 5:25 a.m.-12:00 a.m.
Saturday 7:45 a.m.-6:45 p.m.
Sunday 9:00 a.m.-6:00 p.m.
Base Fare: \$0.90
Funding Class: Urban

2008 System Data:

Total Operating Costs: \$5,404,817
Total Cost Per Passenger: \$2.58
Ridership: 2,093,069
Annual System Miles: 1,065,340



St. Cloud Metro Bus - Dial-A-Ride

Contact Person: David W. Tripp
Title: Executive Director
Address: 665 Franklin Avenue N.E.
St. Cloud, MN 56304
Telephone: 320.251.1499 Ext. 106
Fax: 320.251.3499
E-Mail: dtripp@stcloudmtc.com
Website: www.ridemetrobus.com



System Snapshot:

Legal Name: St. Cloud Metropolitan Transit Commission
Type of Government: Transit Authority
Area Served: Cities of St. Cloud, Sartell, Sauk Rapids and Waite Park
in Benton, Sherburne and Stearns Counties
Legislative House District: 14A, 15A and 15B
Congressional District: 6

2008 Achievements:

- Increased ridership.
- Received a New Freedom federal grant for implementing a Community Outreach and Travel Training program to assist traditional Dial-A-Ride ADA riders and transit beginners to use fixed route transit services.
- Successfully implemented and updated eligibility process for the dial-a-ride program.
- Began replacement of 20+ year old low-floor Orion II bus fleet.

2009 Objectives:

- Continue to expand awareness and use of Community Outreach and Travel Training program.
- Complete replacement of remaining Orion II bus fleet.

2010-2015 Long-Range Plans:

- Implement remaining fixed route system changes.
- Replace 5-7 year ADA fleet procured in 2008/2009 with newest low floor ADA buses.
- Continue to look at ways to improve performance while stabilizing ridership growth.

System Characteristics:

Vehicles: 2 Class 400, 6 Class 500 and 14 Class 600
Service Type: Dial-A-Ride
Service Hours:
Monday-Friday 5:25 a.m.-12:00 a.m.
Saturday 7:45 a.m.-6:45 p.m.
Sunday 9:00 a.m.-6:00 p.m.
Base Fare: \$1.80
Funding Class: Complementary Paratransit

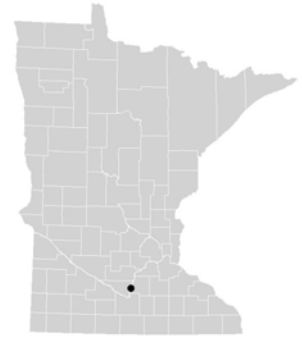
2008 System Data:

Total Operating Costs: \$2,648,317
Total Cost Per Passenger: \$19.34
Ridership: 136,902
Annual System Miles: 531,664



St. Peter Transit

Contact Person: Dwile Kwasniewski
Title: Transit Coordinator
Address: 227 South Front Street
St. Peter, MN 56082
Telephone: 507.934.0668
Fax: 507.934.4917
E-Mail: dwilek@saintpetermn.gov
Website: www.saintpetermn.gov/transit/



System Snapshot:

Legal Name: City of St. Peter
Type of Government: City
Area Served: City of Kasota in Le Sueur County
and the City of St. Peter
in Nicollet County
Legislative House District: 23A and 25A
Congressional District: 1 and 2

2008 Achievements:

- Added a new bus.
- Increased ridership to 52,138 from 46,798 in CY 2007.

2009 Objectives:

- Add new bus shelters in four city locations.
- Implement a new route system.
- Increase fleet to 4 Class 400 buses.

2010-2015 Long-Range Plans:

- Replace the Dial-A-Ride service with a route system.
- Add new buses in 2010, 2014 and 2015.

System Characteristics:

Vehicles: 3 Class 400
Service Type: Dial-A-Ride
Service Hours:
Monday-Friday 7:00 a.m.-8:00 p.m.
Saturday 10:00 a.m.-5:00 p.m.
Sunday No Service
Base Fare: \$1.75, Seniors \$1.00
Funding Class: Small Urban

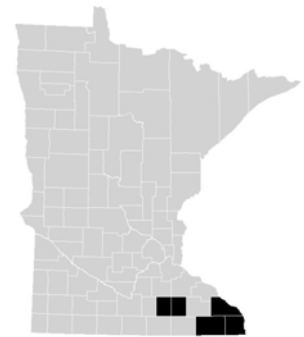
2008 System Data:

Total Operating Costs: \$274,229
Total Cost Per Passenger: \$5.26
Ridership: 52,138
Annual System Miles: 72,424



SEMCAC Transportation

Contact Person: Erlene Welshons
Title: Transportation Director
Address: 204 South Elm Street
P. O. Box 549, Rushford, MN 55971
Telephone: 507.864.8238
Fax: 507.864.2440
E-Mail: erlene.welshons@semcac.org
Website: www.semcac.org



2008 Achievements:

- Completed needs assessment in Fillmore County.
- Increased public transit and volunteer driver program rides.

2009 Objectives:

- Expand public transit service in Fillmore County.
- Survey Winona County.

2010-2015 Long-Range Plans:

- Expand public transit in Winona County.
- Increase volunteer driver base by 15% and number of volunteer driver trips.



System Snapshot:

Legal Name: SEMCAC
Type of Government: CAP
Area Served: Dodge, Fillmore, Houston, and Winona Counties; and the City of Blooming Prairie in Steele County
Legislative Senate District: 27, 28, 29 and 31
Legislative House District: 26B, 27B, 28B, 29A, 31A and 31B
Congressional District: 1

System Characteristics:

Vehicles: 1 Class 300 and 5 Class 400
Service Type: Route Deviation, Dial-A-Ride, Route Guarantee and Subscription
Service Hours:
Monday-Friday 7:00 a.m.-5:00 p.m.
Saturday No Service
Sunday No Service
Base Fare: \$1.25-\$2.75
Funding Class: Rural

2008 System Data:

Total Operating Costs: \$224,578
Total Cost Per Passenger: \$5.85
Ridership: 38,377
Annual System Miles: 89,058



Steele County Area Transit (SCAT)

Contact Person: Kelly Harder
Title: Executive Director
Address: 630 Florence Avenue
Owatonna, MN 55060
Telephone: 507.444.7500
Fax: 507.451.5947
E-Mail: kelly.harder@co.steele.mn.us
Website:
www.co.steele.mn.us/scat/scat.html

2008 Achievements:

- Further refined our SCAT "Complaint Process" for riders, Bus Company and Transit System.
- Actively engaged local business community to explore further ridership opportunities.
- Added dispatch services.

2009 Objectives:

- Continue work with specific business leaders to align needs with increased ridership.
- Increase advertising.
- Increase ridership by 5%.
- Implement Water Park Shuttle services.

2010-2015 Long-Range Plans:

- Increase ridership by 10%.
- Develop comprehensive system using dial-a-ride and route deviation services to serve more customers.



System Snapshot:

Legal Name:	Steele County
Type of Government:	County
Area Served:	Steele County
Legislative Senate District:	26
Legislative House District:	26A and 26B
Congressional District:	1

System Characteristics:

Vehicles:	4 Class 400
Service Type:	Dial-A-Ride and Route Deviation
Days of Service:	
Monday-Friday	6:00 a.m.-6:00 p.m.
Saturday	9:00 a.m.-3:00 p.m.
Sunday	7:30 a.m.-1:30 p.m.
Base Fare:	\$1.75 advance
	\$2.00 walk-ons
	\$2.50 outside of city limits
Funding Class:	Rural

2008 System Data:

Total Operating Costs:	\$383,620
Total Cost Per Passenger:	\$7.12
Ridership:	53,903
Annual System Miles:	156,465



Stewartville Heartland Express

Contact Person: Barbara Neubauer
Title: Finance Director
Address: 105 East 1st Street
Stewartville, MN 55976
Telephone: 507.533.4745
Fax: 507.533.4746
E-Mail: bneubauer@stewartvillemn.com
Website: www.stewartvillemn.com



2008 Achievements:

- Extended service to the City of Rochester.

2009 Objectives:

- Increase ridership.

2010-2015 Long-Range Plans:

- Increase ridership.
- Look to consolidate system with another transit provider.
- Construct a park and ride facility at city location.

System Snapshot:

Legal Name:	City of Stewartville
Type of Government:	City
Area Served:	City of Stewartville in Olmsted County
Legislative House District:	30B
Congressional District:	1

System Characteristics:

Vehicles:	1 Class 400
Service Type:	Dial-A-Ride
Days of Service:	
Monday-Friday	8:30 a.m.-5:00 p.m.
Saturday	No Service
Sunday	No Service
Base Fare:	\$1.25
Funding Class:	Small Urban

2008 System Data:

Total Operating Costs:	\$68,443
Total Cost Per Passenger:	\$6.08
Ridership:	11,250
Annual System Miles:	18,917



Three Rivers Hiawathaland Transit

Contact Person: Amy Repinski
Title: Transportation Director
Address: 55049 – 241st Avenue
Plainview, MN 55964
Telephone: 507.421.1668
Fax: 507.534.9275
E-Mail: amy.repinski@threeriverscap.org
Website: www.threeriverscap.org/programs_transp.html

2008 Achievements:

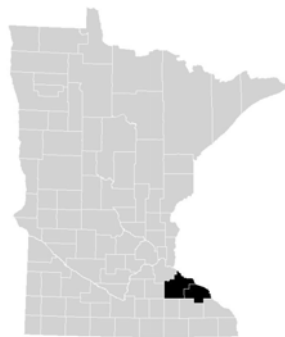
- Increased ridership.

2009 Objectives:

- Increase ridership.
- Increase ridership on routes in Red Wing.
- Build a park and ride facility in Red Wing.

2010-2015 Long-Range Plans:

- Expand service to Millville.
- Establish the River Cities Run to connect Wabasha to Red Wing.



System Snapshot:

Legal Name: Three Rivers Community Action, Inc.
Type of Government: CAP
Area Served: Cities of Cannon Falls, Lake City, Red Wing and Zumbrota in Goodhue County, Cities of Elgin, Kellogg, Lake City, Plainview and Wabasha in Wabasha County
Legislative Senate District: 28, 30 and 36
Legislative House District: 28A, 28B, 30B and 36B
Congressional District: 1 and 2

System Characteristics:

Vehicles: 1 Class 300, 14 Class 400 and 2 Class 500
Service Type: Dial-A-Ride and Route Deviation
Service Hours:
Monday-Friday 6:00 a.m.-5:00 p.m.
Saturday 6:00 a.m.-5:00 p.m.
Sunday No Service
Base Fare: \$1.75 DAR, \$1.25 Routes and \$.05 for Route Deviation
Funding Class: Rural



2008 System Data:

Total Operating Costs: \$907,417
Total Cost Per Passenger: \$6.83
Ridership: 132,762
Annual System Miles: 357,740



Timber Trails Public Transit, Inc.



Contact Person: Helen Pieper
Title: Executive Director
Address: 905 East Forest Avenue
Suite 127, Mora, MN 55051
Telephone: 320.679.6462
Fax: 320.679.6999
E-Mail: helen.pieper@co.kanabec.mn.us
Website: www.timbertrailstransit.com

2008 Achievements:

- Completed negotiations to merge Mille Lacs and Kanabec Counties into one transit system servicing two-counties.

2009 Objectives:

- Complete merger and roll out 5311 service in Kanabec County.
- Begin using computerized dispatch software.
- Resign all buses with new name, colors and logo.

2010-2015 Long-Range Plans:

- Develop ridership programs for elementary age riders.
- Implement bus buddy and travel training programs.
- Work to develop feeder service for high speed rail and commuter bus service.

System Snapshot:

Legal Name: Timber Trails Public Transit, Inc.
Type of Government: Non-Profit
Area Served: Kanabec
and Mille Lacs Counties
Legislative Senate District: 16
Legislative House District: 16A
Congressional District: 8

System Characteristics:

Vehicles: 4 Class 400
Service Type: Route Deviation and Dial-A-Ride
Service Hours:
Monday-Friday 6:00 a.m.-6:00 p.m.
Saturday No Service
Sunday No Service
Base Fare: \$3.00 in Town
Funding Class: Rural

2008 Mille Lacs Public Transit, Inc. System

Data:

Total Operating Costs: \$234,781
Total Cost Per Passenger: \$11.82
Ridership: 19,870
Annual System Miles: 85,731



Trailblazer Transit

Contact Person: Gary R. Ludwig
Title: Director
Address: 112 Fifth Street
P. O. Box 88, Gaylord, MN 55334
Telephone: 507.237.3500
Fax: 507.237.3503
E-Mail: gludwig@trailblazertransit.com
Website: www.trailblazertransit.com

2008 Achievements:

- Increased summer ridership.
- Increased annual ridership.
- Added 12th service schedule in September.

2009 Objectives:

- Install automated dispatching software.
- Install mobile data terminals.
- Obtain ARRA grant to build new facility

2010-2015 Long-Range Plans:

- Construct facility in Glencoe.
- Consolidate and centralize operations.
- Increase 5311 bus service from 12 to 16 bus schedules.



System Snapshot:

Legal Name: Trailblazer Joint Powers Board
Type of Government: Joint Powers
Area Served: McLeod and Sibley Counties
Legislative Senate District: 18, 23 and 25
Legislative House District: 18A, 23A and 25A
Congressional District: 7

System Characteristics:

Vehicles: 18 Class 400
Service Type: Dial-A-Ride and Volunteer
Service Hours:
Monday-Friday 6:30 a.m.-5:30 p.m.
Saturday No Service
Sunday No Service
Base Fare: \$2.00
Funding Class: Rural

2008 System Data:

Total Operating Costs: \$1,406,805
Total Cost Per Passenger: \$12.52
Ridership: 112,309
Annual System Miles: 524,505



Transit Alternatives

Contact Person: Daryn Toso
Title: Administrative Transit Coordinator
Address: 1225 North Tower Road
Fergus Falls, MN 56537
Telephone: 218.998.3002
Fax: 218.998.3007
E-Mail: darynt@paiff.org
Website: www.paiff.org/transit.php



2008 Achievements:

- Established a commuter route on the Highway 210 corridor for the communities of Henning, Vining, Clitherall, Battle Lake and Underwood to Fergus Falls.
- Began serving areas up to five miles outside the city limits of Fergus Falls and Perham.
- Updated dispatching system to include a GPS system.
- Established a route for Fergus Falls Community and Technical College.
- Nominated for United We Ride Community Leadership Award.
- Increased ridership by over 10,000 passengers.

2009 Objectives:

- Enhance college route for students at Fergus Falls Community and Technical College.
- Attempt to improve service provided to the City of Pelican Rapids.
- Replace up to three buses.

2010-2015 Long-Range Plans:

- Provide service to the majority of Otter Tail County with links to more adjacent counties.
- Establish a commuter route from Fergus Falls to Barnesville to link with Clay County Rural Transit.
- Provide service to the communities of New York Mills, Otter Tail, Rothsay, Dent, Richville, Foxhome and Dalton.
- Expand service hours as well as day of service to include some weekend hours.

System Snapshot:

Legal Name: Productive Alternatives, Inc.
Type of Government: Non-Profit
Area Served: Otter Tail County
Legislative Senate District: 10
Legislative House District: 10A and 10B
Congressional District: 7

System Characteristics:

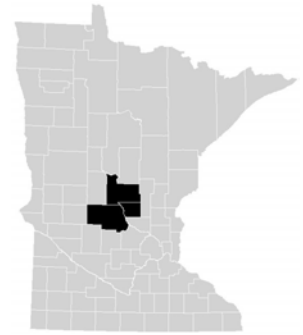
Vehicles: 10 Class 400 and 4 Class 500
Service Type: Dial-A-Ride, Route Deviation and Subscription
Service Hours:
Monday-Friday 6:00 a.m.– 6:00 p.m.
Saturday No Service
Sunday No Service
Base Fare: \$1.00 to \$3.50
Funding Class: Rural

2008 System Data:

Total Operating Costs: \$756,592
Total Cost Per Passenger: \$7.01
Ridership: 107,936
Annual System Miles: 239,067



Tri-CAP Transit Connection



Contact Person: Linda Elfstrand
Title: Transportation Director
Address: 1200 – 23rd Avenue South
P. O. Box 683
Waite Park, MN 56387
Telephone: 320.257.4445
Fax: 320.529.4841
E-Mail: linda.elfstrand@tricap.org
Website: www.tricap.org/transportation.html#heart

2008 Achievements:

- Finalized dispatch and bus storage facility in Waite Park.
- Established Mobility Management position.
- Increased ride count by at least 750 one-ways per month over 2007.

2009 Objectives:

- Update web page with full bus schedules.
- Place posters in rural communities.
- Advance area ride coordination with Mobility Management and Transportation Resource Center.
- Assess productivity for each route and service area.

2010-2015 Long-Range Plans:

- Explore long term bus storage solution for Morrison County vehicles.
- Explore Little Falls service revision.
- Continue to participate in and encourage regional coordination for work, medical and social activities.



System Snapshot:

Legal Name: Tri-County Action Program, Inc.
Type of Government: CAP
Area Served: Benton, Morrison and Stearns Counties
Legislative Senate District: 12, 13, 14, 15, 16
Legislative House District: 12B, 13A, 14A, 14B, 15A, 15B and 16A
Congressional District: 6, 7 and 8

System Characteristics:

Vehicles: 1 Class 300, 9 Class 400, 2 Class 500 and 2 Class 600
Service Type: Flex Routes and Dial-A-Ride
Service Hours:
Monday-Friday 7:00 a.m.-5:00 p.m.
Saturday No Service
Sunday No Service
Base Fare: \$1.25 one-way city
\$3.00 one-way rural
Funding Class: Rural

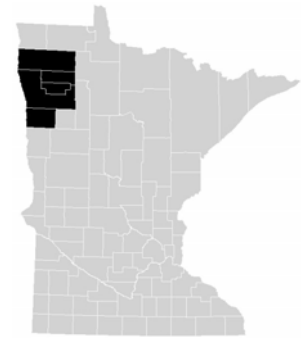
2008 System Data:

Total Operating Costs: \$963,174
Total Cost Per Passenger: \$12.60
Ridership: 76,416
Annual System Miles: 306,145



Tri-Valley Heartland Express Bus

Contact Person: Michael S. Frisch
Title: Transportation Program Manager
Address: 1345 Fairfax Avenue
Crookston, MN 56716
Telephone: 218.281.0700
Fax: 218.281.0741
E-Mail: michael@tvoc.org
Website: www.tvoc.org/heartland.htm



2008 Achievements:

- Implemented a Travel Training Program.
- Completion of new transit facility in Thief River Falls.

2009 Objectives:

- Implement a commuter service to Thief River Falls, Crookston and East Grand Forks.

2010-2015 Long-Range Plans:

- Implement and house a Mobility Manager system.



System Snapshot:

Legal Name: Tri-Valley Opportunity Council, Inc.
Type of Government: CAP
Area Served: Clearwater, Marshall, Norman, Pennington, Polk and Red Lake Counties
Legislative Senate District: 01 and 02
Legislative House District: 01A, 01B, 02A, 02B
Congressional District: 7

System Characteristics:

Vehicles: 13 Class 400 and 3 Class 500
Service Type: Dial-A-Ride and Deviated Fixed Route
Days of Service:
Monday-Friday 7:00 a.m.-5:00 p.m.
Saturday No Service
Sunday No Service
Base Fare: \$1.50 In Town
Funding Class: Rural

2008 System Data:

Total Operating Costs: \$816,654
Total Cost Per Passenger: \$12.08
Ridership: 67,591
Annual System Miles: 230,139

Virginia Dial-A-Ride



Contact Person: Sherry Erickson
Title: Interim Finance Director
Address: City Hall, 327 First Street
South, Virginia, MN 55792
Telephone: 218.748.7500
Fax: 218.749.3580
E-Mail: ericksons@virginiamn.us
Website: www.virginia-mn.com/transportation.html

2008 Achievements:

- Purchased new bus.
- Strived to maintain bus ridership.

2009 Objectives:

- Operation of Virginia Dial-A-Ride is now handled by Arrowhead Transit Authority as of January 1, 2009

System Snapshot:

Legal Name: City of Virginia
Type of Government: City
Area Served: Cities of Virginia and Mountain Iron in St. Louis County
Legislative House District: 5A
Congressional District: 8

System Characteristics:

Vehicles: 4 Class 500
Service Type: Route Deviation and Dial-A-Ride
Service Hours:
Monday-Friday 6:30 a.m.-6:30 p.m.
Saturday 6:30 a.m.-6:30 p.m.
Sunday 6:30 a.m.-6:30 p.m.
Base Fare: \$1.00 Fixed
\$1.50 Demand Route
Funding Class: Small Urban

2008 System Data:

Total Operating Costs: \$236,073
Total Cost Per Passenger: \$6.07
Ridership: 38,863
Annual System Miles: 85,849



Wadena County Friendly Rider Transit



Contact Person: Pam Jenson
Title: Administrative Services Supervisor
Address: 124 First Street S.E.
Wadena, MN 56482
Telephone: 218.631.5730
Fax: 218.631.7616
E-Mail: pam.jenson@co.wadena.mn.us
Website: www.co.wadena.mn.us/friendly%20rider.htm

2008 Achievements:

- Increased system-wide ridership to over 3,300 per month.
- Increased ridership in Staples from average of 340 per month in 2007 to average of 535 per month in 2008.
- Accident free for 2008.
- Acquired backup bus.

2009 Objectives:

- Increase ridership to 42,000.
- Extend hours of operation.
- Locate garage for Staples bus in Staples.
- Achieve far box recovery of 18 percent.

2010-2015 Long-Range Plans:

- Construct new or remodel transit facility.
- Coordinate with area Section 5310 providers.



System Snapshot:

Legal Name: Wadena County Social Services
Type of Government: County
Area Served: Cities of Menahga, Sebeka
Verndale and Wadena in Wadena County;
City of Staples in Todd and Wadena Counties
Legislative Senate District: 10 and 11
Legislative House District: 10B and 11B
Congressional District: 7 and 8

System Characteristics:

Vehicles: 4 Class 400
Service Type: Route Deviation and Dial-A-Ride
Days of Service:
Monday-Friday 7:15 a.m.-4:45 p.m.
Saturday No Service
Sunday 8:00 a.m.-12:30 p.m.
Base Fare: \$1.25 one way for 0-2 miles
\$2.50 one way for 2-9 miles
\$3.75 one way for over 9 miles
Funding Class: Rural

2008 System Data:

Total Operating Costs: \$327,716
Total Cost Per Passenger: \$8.27
Ridership: 39,608
Annual System Miles: 86,501

Watonwan Take Me There (TMT)

Contact Person: Marjorie R. Smith
Title: Transit Director
Address: 1304 – 7th Avenue South
St. James, MN 56081
Telephone: 507.375.7385
Fax: 507.375.1301
E-Mail:
marjorie.smith@co.watonwan.mn.us
Website: www.co.watonwan.mn.us



System Snapshot:

Legal Name:	Watonwan County
Type of Government:	County
Area Served:	Watonwan County
Legislative Senate District:	21 and 24
Legislative House District:	21B and 24A
Congressional District:	1

2008 Achievements:

- Purchased a Class 400 bus.
- Retained current transit staff and the strong support of the County Commissioners.
- Continued to provide a transit system for Watonwan County residents.

2009 Objectives:

- Continue to provide a transit system for Watonwan County residents.
- Retain current transit staff.
- Increase revenue and reduce expenditures.
- Purchase a Class 400 bus.

2010-2015 Long-Range Plans:

- Continue to provide a transit system for Watonwan County residents.
- Secure adequate funding to maintain an updated fleet of vehicles.

System Characteristics:

Vehicles:	4 Class 400
Service Type:	Dial-A-Ride and Subscription
Service Hours:	
Monday-Friday	6:00 a.m.-5:00 p.m.
Saturday	No Service
Sunday	No Service
Base Fare:	\$1.25 in city limits of St. James and Madelia; \$2.25 anywhere within Watonwan County
Funding Class:	Rural

2008 System Data:

Total Operating Costs:	\$319,421
Total Cost Per Passenger:	\$16.19
Ridership:	19,725
Annual System Miles:	208,504

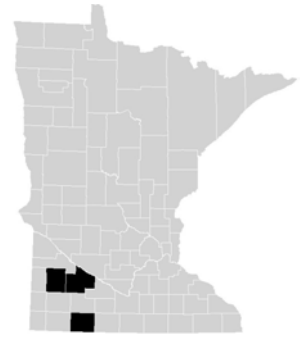


WATONWAN COUNTY'S
"TAKE ME THERE" BUS
WILL TAKE YOU
THERE!!!!!!



Western Community Transit

Contact Person: Jeanette M. Porter
Title: Transit Director
Address: 400 West Main Street
Marshall, MN 56258
Telephone: 507.537.1416
Fax: 507.537.1849
E-Mail: jeanette.porter@wcainc.org
Website: www.wcainc.org



System Snapshot:

Legal Name: Western Community Action, Inc.
Type of Government: CAP
Area Served: Jackson, Lyon, Redwood and limited service in Lincoln and Cottonwood Counties; seven Metro Counties, the Cities of Worthington and Willmar, and Sioux Falls, SD
Legislative Senate District: 21 and 22
Legislative House District: 21A, 21B and 22B
Congressional District: 1 and 7

2008 Achievements:

- Completed construction of a new dispatch and bus facility in the City of Marshall.
- Established a new deviated route in the City of Marshall to compliment the existing dial-a-ride service.
- Installed bus stop signs and passenger waiting shelters in key locations to improve passenger service and efficiencies.
- Increased passenger trips.

2009 Objectives:

- Secure funding to maintain and expand operations in rural communities.
- Establish additional route stops in the City of Marshall.
- Support and promote regional coordination efforts between transit systems and Human Service Agencies.
- Build a six stall expansion garage in the City of Marshall.

2010-2015 Long-Range Plans:

- Secure funding to construct a bus garage in Jackson County.
- Building community partnerships to expand transportation options to meet the needs of individuals in our rural service area.

System Characteristics:

Vehicles: 13 Class 400
Service Type: Route Deviation, Dial-A-Ride and Subscription
Service Hours:
Monday-Friday 5:45 a.m.-10:45 p.m.
Saturday 8:30 a.m.-6:15 p.m. and
Sunday 8:30 a.m.-4:00 p.m.
Base Fare: \$2.00-\$5.00 Bus, \$2.50 one-way in town trips w/ Volunteer Drivers or \$.58/mile
Funding Class: Rural

2008 System Data:

Total Operating Costs: \$1,560,525
Total Cost Per Passenger: \$12.43
Ridership: 125,520
Annual System Miles: 338,433



Winona Transit Service

Contact Person: Monica Hennessy
Mohan

Title: City Clerk

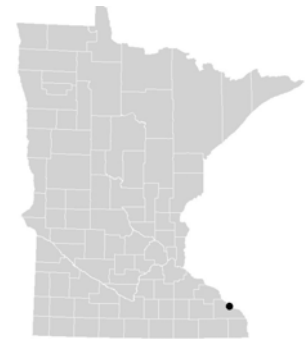
Address: 207 Lafayette Street
P. O. Box 378, Winona, MN 55987

Telephone: 507.457.8200

Fax: 507.457.8285

E-Mail: mhmohan@ci.winona.mn.us

Website: www.cityofwinona-mn.com



System Snapshot:

Legal Name:	Winona, City of
Type of Government:	City
Area Served:	Cities of Goodview and Winona in Winona County
Legislative House District:	28B and 31A
Congressional District:	1

2008 Achievements:

- Increased ridership on the regular routes by 3% through June 2008.
- Implemented boat ferry system within 2.5 days of planning to address new transportation needs due to the closure of the Highway 43 Interstate bridge. Operated system for one week; boats operational 5:30 a.m. to 11:30 p.m.

2009 Objectives:

- Minimize ridership decrease due to fare increase.
- Order five replacement buses.
- Continue Safe Ride and Winona State University subscription routes.

2010-2015 Long-Range Plans:

- Develop replacement schedule for vehicles.
- Continue to review routes and fare schedule.

System Characteristics:

Vehicles:	7 Class 600
Service Type:	Route Deviation and Subscription
Service Hours:	Monday-Friday 6:00 a.m.-6:15 p.m.
	Saturday No Service
	Sunday No Service
Base Fare:	\$1.00; \$.30 for Deviations
Funding Class:	Small Urban

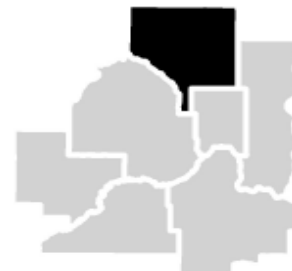
2008 System Data:

Total Operating Costs:	\$184,626
Total Cost Per Passenger:	\$2.63
Ridership:	189,427
Annual System Miles:	184,626



WINONA TRANSIT
SERVICE

Anoka County Traveler



Contact Person: Tim Kirchoff
Title: Supervisor of Transit Operations and Planning
Address: 2100 – 3rd Avenue, Room 216
 Anoka, MN 55303
Telephone: 763.422.7075
Fax: 763.323.5556
E-Mail: traveler@co.anoka.mn.us
Website: www.anokacounty.us/transit

2008 Achievements:

- Increased fixed route and dial-a-ride ridership by 10%.

2009 Objectives:

- Develop and release a RFP for Traveler service.
- Provide feeder service for Northstar Commuter Rail.

2010-2015 Long-Range Plans:

- Replace 30 ft. fixed-route buses.
- Add Sunday service to route 805.
- Address service recommendations identified in transit system plan.



**Regular route service under contract with Met Council and reflected on Met Council MTS page.*

System Snapshot:

Legal Name: Anoka County
Type of Government: County
Area Served: Anoka County
Legislative District: 17A, 47A, 47B, 48A, 48B, 49A, 49B, 50A, 50B, 51A, 51B, 52A, 53A and 56A
Congressional District: 2, 3, 5 and 6

System Characteristics:

Vehicles: 58 Volunteer Vehicles, 11 Class 400, 4 Class 600 and 3 Class 700
Service Type: Volunteer, Dial-A-Ride, and Regular Route
Service Hours (Volunteer):
 Monday-Friday 8:00 a.m.-4:30 p.m.
 Saturday No Service
 Sunday No Service
Service Hours (Dial-A-Ride):
 Monday-Friday 24 hours a day
 Saturday 24 hours a day
 Sunday 24 hours a day
Service Hours (Regular Route):
 Monday-Friday 6:08 a.m.-8:03 p.m.
 Saturday 6:08 a.m.-8:03 p.m.
 Sunday No Service
Base Fare: Volunteer Donation - \$5.00-\$10.00
 ADA - \$3.00-\$4.00
 General Public - \$3.75-\$4.75
 Fixed Route - \$2.25 Peak-\$1.75 Off-Peak
Funding Class: Rural

2008 System Data:

***Regular Route:**
Total Operating Costs: \$1,151,462
Total Cost Per Passenger: \$5.35
Ridership: 215,064
Annual System Miles: 283,674

Dial-A-Ride:
Total Operating Costs: \$1,612,615
Total Cost Per Passenger: \$28.02
Ridership: 57,555
Annual System Miles: 449,684

Carver Area Rural Transit (CART)



Contact Person: Alan Herrmann
Title: Transportation Supervisor
Address: 11360 Highway 212 West
Cologne, MN 55322
Telephone: 952.496.8341
Fax: 952.496.1842
E-Mail: aherrman@co.carver.mn.us

2008 Achievements:

- Received a grant to merge Scott and Carver County Transit systems to improve both systems and add service.

2009 Objectives:

- Merge the two systems. To date we have seen an average of 10% increase in number of rides provided.

2010-2015 Long-Range Plans:

- Increase ridership.



System Snapshot:

Legal Name:	Carver County
Type of Government:	County
Area Served:	Carver County
Legislative Senate District:	34
Legislative House District:	34A and 34B
Congressional District:	2

System Characteristics:

Vehicles:	5 Class 400 and 2 Class 500
Service Type:	Dial-A-Ride
Days of Service:	
Monday-Friday	6:00 a.m.-6:00 p.m.
Saturday	No Service
Sunday	No Service
Base Fare:	\$2.50-\$4.00
Funding Class:	Rural

2008 System Data:

Total Operating Costs:	\$636,097
Total Cost Per Passenger:	\$12.10
Ridership:	52,590
Annual System Miles:	209,827

DARTS



Contact Person: Rob McDonough
Title: Vice President of Transportation
Address: 1645 Marthaler Lane
West St. Paul, MN 55118
Telephone: 651.455.1339
Fax: 651.234.2284
E-Mail: rob.mcdonough@darts1.org
Website: www.darts1.org

2008 Achievements:

- Achieved zero ADA denials in urban areas while meeting the needs in the rural areas.
- Reduced accidents.
- Improved fare collections.
- Provided 169,387 rides to 3,867 riders.

2009 Objectives:

- Have zero ADA denials.
- Improve on the road supervision.
- Reduce workman comp injuries.
- Increase ridership.

2010-2015 Long-Range Plans:

- Continue providing Dial-A-Ride service.
- Change fare collection procedures.
- Establish a second service center in southern Dakota County.
- Seek collaborative opportunities with others.

System Snapshot:

Legal Name: DART
Type of Government: Non-Profit 501C3
Area Served: Dakota County
Legislative Senate District: 36, 37, 38, 39, 40 and 57
Legislative House District: 36A, 36B, 37A, 37B, 38A, 38B, 39A, 39B, 40A, 57A and 57B
Congressional District: 2 and 4

System Characteristics:

Vehicles: 36 Class 300
Service Type: ADA and Dial-A-Ride
Service Hours (Dial-A-Ride):
Monday-Friday 8:00 a.m.-4:30 p.m.
Saturday No Service
Sunday No Service
Service Hours (ADA):
Monday-Friday 5:00 a.m.-11:00 p.m.
Saturday 5:00 a.m.-11:00 p.m.
Sunday 5:00 a.m.-11:00 p.m.
Base Fare: \$3.00 Non-Peak-\$4.00 Peak
Funding Class: Rural



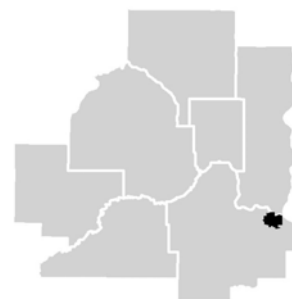
2008 System Data:

*Total Operating Costs: \$3,725,886
Total Cost Per Passenger: \$22.52
Ridership: 165,475
Annual System Miles: 1,210,751

**Regular route service under contract with Met Council and reflected on Met Council MTS page.*

Hastings TRAC

Contact Person: Melanie Mesko Lee
Title: Assistant City Administrator
Address: 101 Fourth Street East
Hastings, MN 55033
Telephone: 651.437.8722
Fax: 651.437.7082
E-Mail: mmesko_lee@ci.hastings.mn.us
Website: [www.ci.hastings.mn.us/
CityServices/TRAC/TRACServiceMain.
html](http://www.ci.hastings.mn.us/CityServices/TRAC/TRACServiceMain.html)



2008 Achievements:

- Replaced 2001 vehicle.
- Implemented second phase of fare increase.

2009 Objectives:

- Review complaint process for enhancements.
- Complete an accident free year.

2010-2015 Long Range Plans:

- Work with funding agencies to maintain some level of local dial-a-ride service beyond 2010 Metropolitan Council Dial-A-Ride

System Snapshot:

Legal Name:	City of Hastings
Type of Government:	City
Area Served:	City of Hastings in Dakota County
Legislative House District:	57B
Congressional District:	2

System Characteristics:

Vehicles:	4 Class 400
Service Type:	Dial-A-Ride and Subscription
Service Hours:	
Monday-Friday	6:00 a.m.-6:00 p.m.
Saturday	No Service
Sunday	No Service
Base Fare:	\$1.75
Funding Class:	Small Urban

2008 System Data:

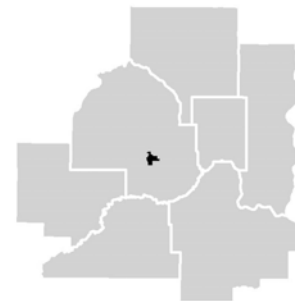
Total Operating Costs:	\$402,242
Total Cost Per Passenger:	\$11.90
Ridership:	33,815
Annual System Miles:	93,120



**City of
Hastings**

Hopkins Hop-A-Ride

Contact Person: Nancy Anderson
Title: City Planner
Address: 1010 First Street South
Hopkins, MN 55343
Telephone: 952.548.6342
Fax: 952.935.1834
E-Mail: nanderson@hopkinsmn.com



2008 Achievements:

- Provided a low cost transportation system for the residents of Hopkins.

2009 Objectives:

- Provide a low cost transportation system for the residents of Hopkins.

2010-2015 Long-Range Plans:

- Hopkins Hop-A-Ride will no longer be in operation as the Metropolitan Council will not be funding the system at the end of 2009.

System Snapshot:

Legal Name:	City of Hopkins
Type of Government:	City
Area Served:	City of Hopkins in Hennepin County
Legislative District:	44A
Congressional District:	3 and 5

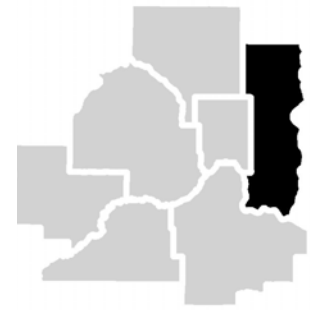
System Characteristics:

Vehicles:	1 Class 200
Service Type:	Dial-A-Ride
Service Hours:	Monday-Thursday 7:00 a.m.-5:00 p.m. Friday 7:00 a.m.-4:00 p.m. Saturday No Service Sunday No Service
Base Fare:	\$2.25-\$5.50
Funding Class:	Small Urban

2008 System Data:

Total Operating Costs:	\$120,650
Total Cost Per Passenger:	\$11.46
Ridership:	10,527
Annual System Miles:	20,058

H.S.I. Transporter



Contact Person: Roxanne Emerson
Title: Director, Services to Seniors with Special Needs
Address: 5650 Memorial Avenue North
Oak Park Heights, MN 55082
Telephone: 651.275.4308
Fax: 651.275.4310
E-Mail: remerson@hscares.org
Website: www.hscares.org/transportation/transportation.htm

2008 Achievements:

- Successfully applied for and received funding through foundations and New Freedom to expand services in the Forest Lake and Hugo areas.
- Continued to grow our ADA service provisions.
- Continued to receive high satisfaction ratings from our riders' surveys.
- Collaborated with DHS and MNET to provide MA rides.
- Celebrated 30 years of provided quality transit services.

2009 Objectives:

- Redefine our transit services to best meet the growing demand and the transit environment.

2010-2015 Long-Range Plans:

- Expansion of service provisions in the Washington County region.
- Partner with community stakeholders to build capacity of service through alternative service methods.



System Snapshot:

Legal Name: Human Services, Inc. (HSI)
Type of Government: Private Non-Profit
Area Served: Washington County
Legislative Senate District: 52, 55, 56 and 57
Legislative House District: 52A, 52B, 55B, 56A, 56B, 57A and 57B
Congressional District: 2, 4 and 6

System Characteristics:

Vehicles: 2 Minivans, 15 Class 400, And 2 Class 500
Service Type: Dial-A-Ride
Service Hours:
Monday-Friday Service Available
Saturday Limited Service
Sunday Limited Service
Base Fare: \$4.00 Peak; \$3.00 Off-Peak
Funding Class: Rural

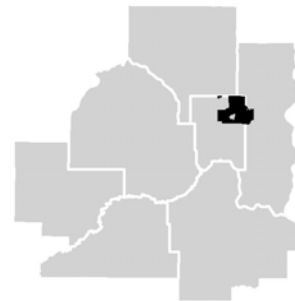
2008 System Data:

Total Operating Costs: \$1,441,697
Total Cost Per Passenger: \$28.51
Ridership: 50,575
Annual System Miles: 390,270



Lake Area Bus

Contact Person: Daniel Soler
Title: Chairperson
Address: 600 Stillwater Road
Mahtomedi, MN 55115
Telephone: 651.426.3344
E-Mail: dan.soler@metc.state.mn.us
Transit Provider: Laidlaw Transit
Services



System Snapshot:

Legal Name: Lake Area Bus
Type of Government: Joint Powers Agreement
Area Served: Cities of Birchwood, Mahtomedi,
Vadnais Heights, Gem Lake,
White Bear Lake and White Bear Township
in Ramsey and Washington Counties
Legislative District: 52B, 53B and 54B
Congressional District: 4 and 7

System Characteristics:

Vehicles: 3 Class 400
Service Type: Dial-A-Ride
Service Hours:
Monday-Friday 6:00 a.m.-6 p.m.
Saturday No Service
Sunday No Service
Base Fare: \$2.25
Funding Class: Small Urban

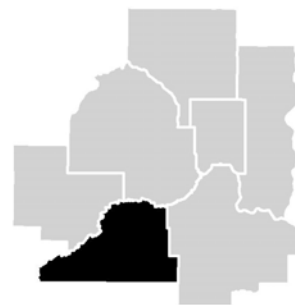
2008 System Data:

Total Operating Costs: \$516,116
Total Cost Per Passenger: \$22.32
Ridership: 23,123
Annual System Miles: 130,882



Laker Lines

Contact Person: Jane Kansier
Title: Building & Transportation Services Director
Address: 4646 Dakota Street S.E.
Prior Lake, MN 55372
Telephone: 952.447.9812 or
952.496.8800
Fax: 952.447.4245
E-Mail: jkansier@cityofpriorlake.com
Website: www.cityofpriorlake.com/transit.shtml and
www.blueexpressbus.com



System Snapshot:

Legal Name: City of Prior Lake
Type of Government: Municipal
Area Served: City of Prior Lake in Scott County
Legislative Senate District: 25, 34, 35 and 40
Legislative House District: 25A, 25B, 34A, 35A, 35B and 40A
Congressional District: 2

2008 Achievements:

- Continued growth of the "BlueXpress" commuter service in partnership with the City of Shakopee and Scott County Transit.
- Successfully applied for a JARC Grant to add one bus and reserve commuter service.
- Continued operation of Local Laker Link summer circulator service.

2009 Objectives:

- Begin operation of reverse commute service as part of JARC grant.
- Begin construction of "bus only" slip ramp and second park and ride facility at CSAH 16 and CSAH 21.
- Continue partnership with Scott County transit providers.

2010-2015 Long-Range Plans:

- Complete construction and begin operation of "bus only" slip ramp and second park and ride facility at CSAH 16 and CSAH 21.
- Further expansion of Laker Lines/BlueXpress system.

System Characteristics:

Vehicles: 5 Class 700
Service Type: Commuter, Local Circulator and Shuttle Service
Service Hours:
Monday-Friday 6:00 a.m.-8:00 a.m.
3:00 p.m.-6:00 p.m.
Saturday No Service
Sunday No Service
Base Fare: \$3.00 Laker Lines;
\$1.00 Local Laker Link
Funding Class: Opt-Out

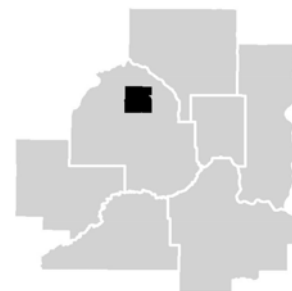
2008 System Data:

Total Operating Costs: \$461,422
Total Cost Per Passenger: \$8.55
Ridership: 53,949
Annual System Miles: 121,149



Maple Grove Transit

Contact Person: Michael Opatz
Title: Transit Administrator
Address: 12800 Arbor Lakes Parkway
North, P. O. Box 1180
Maple Grove, MN 55369
Telephone: 763.494.6005
Fax: 763.494.6421
E-Mail: mopatz@ci.maple-grove.mn.us
Website: www.maplegrovetransit.org



System Snapshot:

Legal Name:	Maple Grove, City of
Type of Government:	City
Area Served:	City of Maple Grove in Hennepin County
Legislative District:	32A and 32B
Congressional District:	3

2008 Achievements

- Provided 807,437 one-way rides in 2008, which represents a 19% increase over the 2007 ridership mark of 680,276.
- Completed the preliminary design for Phase 1 of the Parkway Transit Station.
- Continued to operate a local transit system within both the budget and policy guidelines of the Metropolitan Council.
- Continued to support the Maple Grove Transit Commission to ensure community involvement in the planning for present and future transit needs.
- Continued retaining and attracting riders by promoting our system as a viable alternative transportation mode.

2009 Objectives:

- Provide current and new transit services commensurately to the changing dynamics and growing population of the City within the available financial resources.
- Complete final design and purchase land for Phase 1 of the Parkway Transit Station.

2010-2015 Long-Range Plans:

- Add service to serve a new park and ride facility in the area of I-94 and future Highway 610 and the new Maple Grove Hospital.

System Characteristics:

Vehicles:	5 Class 400 and 35 Class 700
Service Type:	Commuter Express and Dial-A-Ride
Service Hours (Commuter Express):	
Monday-Friday	5:50 a.m. to 7:07 p.m.
Saturday	No Service
Sunday	No Service
Service Hours (Dial-A-Ride):	
Monday-Friday	6:00 a.m. to 6:00 p.m.
Saturday	8:00 a.m.-4:30 p.m.
Sunday	No Service
Base Fare:	\$2.75 Express \$1.75 Dial-A-Ride
Funding Class:	Opt-Out

2008 System Data:

Total Operating Costs:	\$3,800,126
Total Cost Per Passenger:	\$4.71
Ridership:	807,303
Annual System Miles:	574,485



Metro Mobility



Contact Person: Paul Colton
Title: Senior Manager – Metro Mobility
Address: 390 Robert Street North
St. Paul, MN 55101-1664
Telephone: 651.602.1668
Fax: 651.602.1660
E-Mail: paul.colton@metc.state.mn.us
Website: www.metrocouncil.org

2008 Achievements:

- Successful implementation of a revised service area scheme in order to eliminate ADA capacity denials system wide.
- Successful implementation of a revised fare structure in order to maintain service at present levels.
- Maintained an exceedingly high level of service quality (98% on-time and productivity of 2 passengers per hour) despite an increase in ridership of nearly 5 percent.

2009 Objectives:

- Implementing the fleet's first electric/hybrid gasoline operated buses.
- Implementing a web-based reservation system allowing customers to book and cancel rides on-line.
- Installation and implementation of a fleet camera system allowing for improved monitoring of service and customer service resolution to incidents, accidents and disputes on board the bus.
- Implementation of a fixed route software solution for customers when booking a ride with a reservationists or through the on-line reservation.

2010-2015 Long-Range Plans:

- Purchase additional hybrid-electric and hydraulic boost vehicles to enhance already efficient operation of service.
- Implementation of Automated Vehicle Location/Global Positioning System on fleet.
- Implementation of pre-paid electronic customer fare payment system utilizing contactless card technology.
- Restructure service delivery system in order to gain greater operating efficiencies.

System Snapshot:

Legal Name: Metropolitan Council, Metro Mobility
Type of Government: Regional
Area Served: Dakota, Hennepin, Anoka, Washington and Ramsey Counties
Legislative Senate District: 19, 32, 33, 34, 40, 41, 42, 43, 44, 45, 46, 47, 50, 51, 53, 54, 55, 58, 59, 60, 61, 62, 63, 64, 65, 66, and 67
Legislative House District: 19B, 32A, 32B, 33A, 33B, 34B, 40B, 41A, 41B, 42A, 42B, 43A, 44A, 44B, 45A, 45B, 46A, 46B, 47A, 47B, 50A, 50B, 51B, 53A, 53B, 54A, 54B, 55A, 55B, 58A, 58B, 59A, 60A, 60B, 61A, 61B, 62A, 62B, 63A, 63B, 64A, 64B, 65A, 65B, 66A, 66B, 67A and 67B
Congressional District: 2, 3, 4, 5 and 6

System Characteristics:

Vehicles: 268 Council owned Class 300 buses, and 18 provider owned sedans
Service Type: Dial-A-Ride
Service Hours:
Monday-Friday 24 hours a day
Saturday 24 hours a day
Sunday 24 hours a day
Base Fare: \$4.00 Peak; \$3.00 Off-Peak
Funding Class: Demand Response

2008 System Data:

Total Operating Costs: \$31,195,147
Total Cost Per Passenger: \$25.55
Ridership: 1,220,775
Annual Service Miles: 11,798,698

Metro Transit - Rail

Contact Person: Brian Lamb
Title: General Manager
Address: 560 – 6th Avenue North
Minneapolis, MN 55411
Telephone: 612.373.3333
Fax: 612.349.7503
E-Mail: brian.lamb@metc.state.mn.us
Website: www.metrotransit.org



2008 Achievements:

- Recorded 10.2 million rides on the Hiawatha Line, 12.3% higher than 2007 and the first time ridership exceeded 10 million.
- Achieved an on-time performance of 95.4%, 1% better than 2007.
- Took delivery of five locomotives to power Northstar Line commuter rail service beginning in late 2009.

2009 Objectives:

- Inaugurate Northstar commuter rail service on November 16, 2009.
- Begin the process of lengthening Hiawatha light-rail platforms to accommodate the future deployment of three car trains.
- Complete the extension of Hiawatha light-rail line to connect with Northstar commuter rail.

2010-2015 Long-Range Plans:

- Complete construction of American Boulevard Station, the 19th station on the Hiawatha light-rail line, in 2010.
- Begin construction of the Central Corridor light-rail line in 2010.
- Inaugurate service on the Central Corridor light-rail line in 2014.

System Snapshot:

Legal Name: Metro Transit
Type of Government: Regional, an operating unit of the Metropolitan Council
Area Served: Cities of Bloomington and Minneapolis in Hennepin County
Legislative District: 40B, 41B, 58A, 58B, 59A, 59B, 60A, 60B, 61A, 61B, 62A, 62B, 63A and 63B
Congressional District: 3 and 5

System Characteristics:

Vehicles: 27 Light Rail Cars, 5 Northstar Locomotives; 18 Northstar passenger rail cars
Service Type: Fixed Route
Hiawatha Line Rush Hour Service: 12 2 car trains per hour-7 ½ minute intervals (6:00 a.m.-9:00 a.m.; 3:00 p.m.-6:30 p.m.)
Hiawatha Line Base Services: 9:00 a.m.-3:00 p.m. -10 minute intervals
Northstar Rush Hour Service: 5 morning in bound and 5 afternoon out bound trips at half hour intervals during rush hours; one reverse commute trip; 3 weekend roundtrips
Hiawatha Base Fare: \$1.75 Off Peak Local; \$2.25 Peak Local
Northstar Base Fare: Distance based ranging from \$3.25 to \$7
Funding Class: Large Urban

2008 System Data:

Total Operating Costs: \$23,697,504
Total Cost Per Passenger: \$2.32
Ridership: 10,221,681
Annual System Miles: 2,024,493

Metro Transit – Fixed Bus Routes

Contact Person: Brian Lamb
Title: General Manager
Address: 560 – 6th Avenue North
Minneapolis, MN 55411
Telephone: 612.373-3333
Fax: 612.349.7503
E-Mail: brian.lamb@metc.state.mn.us
Website: www.metrotransit.org

2008 Achievements:

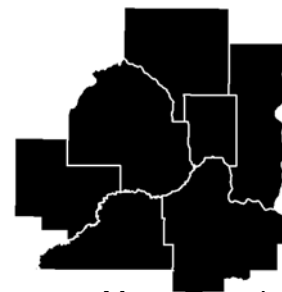
- Logged 71.6 million rides, 5.2% higher than 2007, bringing 2008 bus and train ridership to 81.8 million, the highest annual ridership in 27 years.
- Recorded a 10.3% improvement in the on-street reliability.
- Reported a safety rate of fewer than 4 accidents per 100,000 miles for the first time in 5 years.
- Launched “real-time” bus information for customers on line, by phone and via mobile devices and street signs.

2009 Objectives:

- Reach a goal of 81 million bus and train rides.
- Complete transit elements of the \$133 million Urban Partnership Agreement, including double width bus lanes on the two primary express bus streets in downtown Minneapolis, construction of two park-and-ride ramps on I-35, construction of a park-and-ride lot on Cedar Avenue, and delivery of 26 new buses including 13 coach-style vehicles.
- Order 61 40-foot coaches, in a hybrid electric and clean diesel mix, to replace older buses in fleet.

2010-2015 Long-Range Plans:

- Complete an energy reduction plan that will reduce gas and electric costs at existing bus storage and maintenance facilities by 30% or \$1.1 million.
- Implement bus rapid transit on I-35W between downtown Minneapolis and Lakeville.
- Locate, build and open a sixth bus garage.



System Snapshot:

Legal Name: Metro Transit
Type of Government: Regional, an operating unit of the Metropolitan Council
Area Served: Anoka, Dakota, Hennepin, Ramsey and Washington Counties
Legislative District: Metro
Congressional District: 2, 3, 4, 5 and 6

System Characteristics:

Vehicles: 727 40 ft. Coaches and 155 60 ft. Articulated Buses
Service Type: Fixed Route
Service Hours:
Monday-Friday 24 hours a day
Saturday 24 hours a day
Sunday 24 hours a day
Base Fare: \$1.75 Local Off Peak
\$2.25 Local Peak and Express Off Peak
\$3.00 Express Peak
Funding Class: Large Urban

2008 System Data:

Total Operating Costs: \$226,330,972
Total Cost Per Passenger: \$3.19
Ridership: 70,852,419
Annual System Miles: 29,080,933



Metropolitan Council – Contracted Services

Contact Person: John Harper
Title: Supervisor, Contract Transit Services
Address: 390 Robert Street North
St. Paul, MN 55101-1805
Telephone: 651.602.1744
Fax: 651.602.1739
E-Mail: john.harper@metc.state.mn.us
Website: www.metrocouncil.org



System Snapshot:

Legal Name: Metropolitan Council –
Metropolitan Transportation Services
Type of Government: Regional
Area Served: Anoka, Carver, Dakota,
Hennepin, Ramsey and Scott Counties
Legislative District: Metro Area
Congressional District: Metro Area

2008 Achievements:

- Implemented Job Access Reverse Commute (JARC) service on for fixed routes.
- Applied for and received JARC funds from Mn/DOT to support Van-GO! vanpools which operate in the counties adjacent to the metro area.
- Coordinated and procured Hennepin County Dial-A-Ride contract, which includes service areas for and funding assistance from city of Edina and Senior Transportation Program.
- Initiated express service between Forest Lake and downtown Minneapolis in response to the collapse of I-35W bridge.

2009 Objectives:

- Install Automatic Vehicle Location (AVL) and Automatic Passenger Count (APC) technology on all fixed route bases.
- Complete RFPs for two fixed route service packages.
- Continue to work with Met Council's Metro Transit division to ensure maintenance of appropriate mix of contracted and directly operated transit services.
- Partner with Metro Transit and other transit agencies to implement Urban Partnership Agreement initiatives.

2010-2015 Long Range Plans:

- Create Transit Link, a regional dial-a-ride service, by redesigning the current community-based dial-a-ride system.
- Integrate contract services into various real-time information technologies.
- Install camera surveillance system on all buses.

System Characteristics:

Vehicles: 60 Vans, 7 Over-the Road Coaches,
31 Class 700, 21 Class 600 and 59 Small Buses
Service Type: Fixed Route, Dial-A-Ride
and Vanpool

Days of Service:
Monday-Friday 24 hours a day
Saturday 24 hours a day
Sunday 24 hours a day
Base Fare: \$1.75 Local Off Peak,
\$2.25 Local Peak and Express Off Peak,
\$3.00 Express Peak,
\$2.25 Dial-A-Ride
Funding Class: Large Urban

2008 System Data:

Total Operating Costs: \$14,657,110
Total Cost Per Passenger: \$5.10
Ridership: 2,873,469
Annual System Miles: 5,445,106

NOTE: Transit systems represented on this page are: DARTS 417 (Contracted Services), NEST 219, Route 66/614 Hopkins, Route 71 & 78 (641/678), Route 71 & 78 DR (641/678), Minnetonka DAR, Osseo, South County, South County Circulator DR, Roseville Circulator, Anoka (Contracted Services), East Metro Redesign, Route 755/756 (old 55), North Suburban Lines (Lorenz), Two Rivers (South County, 417 & 219), Two Rivers DAR, BE-Line, West Metro Redesign, City of Edina, Senior Transportation Program and VanGo!

Minnesota Valley Transit Authority



Contact Person: Beverley Miller
Title: Executive Director
Address: 100 East Highway 13
Burnsville, MN 55337
Telephone: 952.882.7500
Fax: 952.882.7600
E-Mail: bmiller@mvta.com
Website: www.mvta.com

2008 Achievements:

- Entered into agreement with Metropolitan Council for \$10M FTA funding under the Urban Partnership Agreement.
- Acquired former Watson's site to house new Apple Valley Transit Station.
- Awarded design and engineering contracts for new Cedar Grove and Apple Valley Transit Stations.
- Expanded express service in the City of Rosemount.
- Purchased replacement vehicles for fleet.
- Installed bike racks on all MVTA buses.
- Implemented digital video surveillance cameras on MVTA buses.

2009 Objectives:

- Construct and open the new Apple Valley Transit Station.
- Construct the Cedar Grove Transit Station.
- Construct and implement the use of a training simulator at the newly remodeled Burnsville Bus Garage.
- Conduct a pilot test of a "bus stop" system on Route 444.
- Purchase replacement vehicles for fleet.

2010-2015 Long-Range Plans:

- Implement Automatic Vehicle Location (AVL) technology on fleet.
- Open Cedar Grove Transit Station with local and express bus service.
- Construct Rosemount Transit Station.
- Construct Apple Valley North Transit Station.
- Increase parking capacity at Burnsville Transit Station.
- Increase the number of communities served by MVTA.

System Snapshot:

Legal Name: Minnesota Valley Transit Authority
Type of Government: Joint Powers Agreement
Area Served: Cities of Apple Valley, Burnsville, Eagan, Rosemount and Savage in Scott and Dakota Counties
Legislative District: 35B, 37A, 37B, 38A, 38B, 39A and 40A
Congressional District: 2

System Characteristics:

Vehicles: 12 Class 400, 11 Class 600 and 91 Class 700
Service Type: Fixed Route and Flexible Fixed Route
Days of Service (Express Route):
Monday-Friday 8:00 a.m.-10:30 p.m.
Saturday No Service
Sunday No Service
Service Hours (Local Service):
Monday-Friday 4:45 a.m.-11:30 p.m.
Saturday 7:30 a.m.-10:30 p.m.
Sunday 7:30 a.m.-9:30 p.m.
Base Fare: \$1.75
Funding Class: Opt-Outs

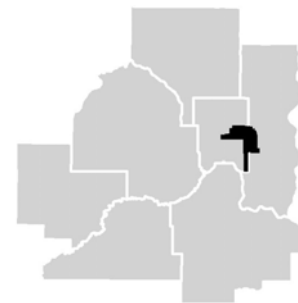
2008 System Data:

Total Operating Costs: \$15,260,167
Total Cost Per Passenger: \$5.88
Ridership: 2,596,045
Annual System Miles: 3,634,043



Northeast Suburban Transit (NEST)

Contact Person: James E. Norman
Title: Coordinator
Address: 14190 Xenon Street N.W.
Suite 2, Ramsey, MN 55303
Telephone: 763.712.9405
E-Mail: jnorman@norman-assoc.com



2008 Achievements:

- Increased Dial-A-Ride ridership.
- Adopted transit policies.

2009 Objectives:

- Continue to increase Dial-A-Ride ridership.
- Study transition of service to metro wide delivery of Dial-A-Ride.

2010-2015 Long-Range Plans:

- Continue Dial-A-Ride service to its three cities until Metropolitan Council makes a decision on program.

System Snapshot:

Legal Name: Northeast Suburban Transit
Type of Government: Joint Powers
Area Served: Cities of Maplewood, North St. Paul and Oakdale in Ramsey and Washington Counties
Legislative District: 55A and 55B
Congressional District: 4

System Characteristics:

Vehicles: 2 Class 300 and 2 Class 600
Service Type: Dial-A-Ride and Fixed Route
Service Hours:
Monday-Friday 6:00 a.m.-6:00 p.m.
Saturday No Service
Sunday No Service
Base Fare: \$2.25 Dial-A-Ride
Funding Class: Small Urban and Contracted Regular Route

2008 System Data:

Total Operating Costs: \$277,548
Total Cost Per Passenger: \$19.18
Ridership: 14,473
Annual System Miles: 104,792



Northstar Commuter Coach



Contact Person: Tim Kirchoff
Title: Supervisor, Transit Operations and Planning
Address: 2100 Third Avenue
Room 216, Anoka, MN 55303
Telephone: 763.422.7075
Fax: 763.323.5556
E-Mail:
commutercoach@commutercoach.org
Website: www.commutercoach.org

2008 Achievements:

- Increased daily ridership nearly 3%.

2009 Objectives:

- Transition current bus ridership to Northstar Commuter Rail.

2010-2015 Long-Range Plans:

- None

System Snapshot:

Legal Name: Northstar Corridor Development Authority
Type of Government: Joint Powers Board
Area Served: Cities of Coon Rapids, Elk River and Minneapolis in Anoka, Sherburne and Hennepin Counties
Legislative House District: 16B, 47A, 47B, 48A, 48B, 49A, 49B, 58A, 58B, 59A, 59B, 60A, 60B, 61A, 61B, 62A, 62B and 63A
Congressional District: 3, 5 and 6

System Characteristics:

Vehicles: 7 Class 700, MCI D4500 57 passenger
Service Type: Commuter Express
Service Hours:
Monday-Friday 5:25 a.m.-8:50 a.m.
3:30 p.m.-6:55 p.m.
Saturday No Service
Sunday No Service
Base Fare: \$3.00 Coon Rapids
\$4.75 Elk River
Funding Class: Other



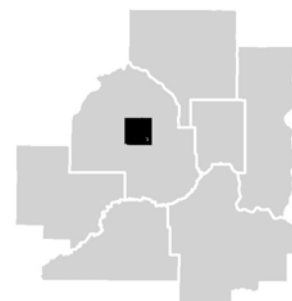
2008 System Data:

Total Operating Costs: \$879,747
Total Cost Per Passenger: \$5.22
Ridership: 168,600
Annual System Miles: 277,884



Plymouth Metrolink

Contact Person: Bernie Maciej
Title: Transit Coordinator
Address: 3400 Plymouth Boulevard
Plymouth, MN 55447-1482
Telephone: 763.509.5535
Fax: 763.509.5510
E-Mail: bmaciej@ci.plymouth.mn.us
Website: www2.ci.plymouth.mn.us



System Snapshot:

Legal Name: City of Plymouth
Type of Government: City
Area Served: City of Plymouth
in Hennepin County
Senate Legislative District: 19, 32, 33, 34, 40,
41, 42, 43, 44, 45, 46, 47,
54, 58, 59, 60, 61, 62, and 63
House Legislative District: 19B, 32A, 32B, 33A,
33B, 34B, 40B, 41A, 41B, 42A, 42B,
43A, 43B, 44A, 44B, 45A, 45B, 46A,
46B, 47A, 47B, 54A, 58A, 58B, 59A, 59B,
60A, 60B, 61A, 61B, 62A, 62B, 63A and 63B
Congressional District: 2, 3, 5 and 6

2008 Achievements:

- Small increase in fixed route ridership from 2007.
- Worked with region to promote transit.

2009 Objectives:

- Implement GPS on fixed route vehicles.

2010-2015 Long-Range Plans:

- Continue to meet demand by increasing fleet.



System Characteristics:

Vehicles: 19 Class 400, 16 Class 500
and 9 Class 700
Service Type: Dial-A-Ride and Fixed Route
Service Hours (Dial-A-Ride):
Monday-Friday 6 a.m.-10 p.m.,
Saturday 9 a.m.-6 p.m.,
Sunday No Service
Service Hours (Fixed Route):
Monday-Friday 6 a.m.-8:00 p.m.
Saturday No Service
Sunday No Service
Base Fare: \$3.00 Peak, \$2.25 Off-Peak
and \$3.00 Dial-A-Ride
Funding Class: Opt-Out

2008 System Data:

Total Operating Costs: \$4,041,779
Total Cost Per Passenger: \$7.59
Ridership: 532,835
Annual System Miles: 1,220,243

PRISM Express

Contact Person: Courtney Whited
Title: Program Director
Address: 730 Florida Avenue South
Golden Valley, MN 55426
Telephone: 763.529.1252
Fax: 763.529.1454
E-Mail: cwhited@prismmpls.org
Website: www.prismmpls.org/programs/prismexpress.html



System Snapshot:

Legal Name: PRISM Express (People Responding in Social Ministry)
Type of Government: Non-Profit
Area Served: Cities of Brooklyn Center, Crystal, Golden Valley, New Hope, Eastern Plymouth and Robbinsdale in Hennepin County
Legislative District: 43A, 43B, 44B, 45A, 45B and 46B
Congressional District: 3 and 5

2008 Achievements:

- Was approved for a Mn/DOT 5310 grant vehicle.
- Implemented fare ticket option for riders.
- Implemented a new data collection and scheduling software system.

2009 Objectives:

- Expand ridership by stepping up our marketing of the program.
- Diversify funding and revenue generating sources.
- Obtain two wheelchair lift-equipped vans.

2010-2015 Long-Range Plans:

- Continue to expand our transportation service area by including volunteer drivers and coordinate with other revenue generating sources.
- Continue to increase the number of rides we provide annually.

System Characteristics:

Vehicles: 2 Class 100, 4 Class 300 and 2 Class 400
Service Type: Dial-A-Ride
Service Hours:
Monday-Friday 8:00 a.m.-6:00 p.m.
Saturday No Service
Sunday 8:00 a.m. – 12:00 p.m.
Base Fare: \$2.50 one-way or \$5.00 roundtrip
Funding Class: Rural

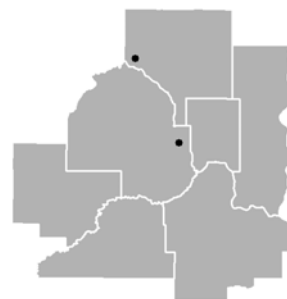
2008 System Data:

Total Operating Costs: \$387,421
Total Cost Per Passenger: \$15.81
Ridership: 24,504
Annual System Miles: 168,559



Ramsey Star Express

Contact Person: Brian E. Olson
Title: Director of Public Works
Address: 7550 Sunwood Drive N.W.
Ramsey, MN 55303
Telephone: 763.427.1410
Fax: 763.427.5543
E-Mail: bolson@ci.ramsey.mn.us
Website: www.ci.ramsey.mn.us



2008 Achievements:

- Increased ridership from 2007 to 2008 by 134%,

2009 Objectives:

- Continue to serve commuter needs along the Northstar Corridor and the City of Ramsey.

2010-2015 Long-Range Plans:

- Increase service where needed.
- Secure fund for continued operation of Ramsey Star Express until replaced by Northstar Commuter Rail.

System Snapshot:

Legal Name: City of Ramsey
Type of Government: City
Area Served: Cities of Minneapolis and Ramsey in Hennepin and Anoka Counties
Legislative District: 48B, 58B, 59A, 62A and 62B
Congressional District: 3, 5 and 6

System Characteristics:

Vehicles: 2 Class 600
Service Type: Commuter Express
Service Hours:
Monday-Friday 5:20 a.m.-8:15 a.m.
3:35 p.m.-6:35 p.m.
Saturday No Service
Sunday No Service
Base Fare: \$3.00
Funding Class: Other

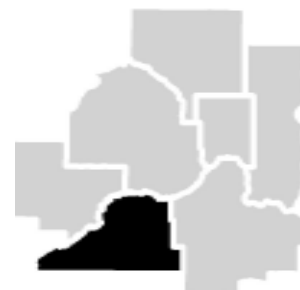
2008 System Data:

Total Operating Costs: \$353,229
Total Cost Per Passenger: \$6.30
Ridership: 56,050
Annual System Miles: 112,714



Scott County Transit

Contact Person: Troy Beam
Title: Transit Manager
Address: 828 First Avenue East
Shakopee, MN 55379
Telephone: 952.496.8277
Fax: 952.496.1842
E-Mail: tbeam@co.scott.mn.us
Website: www.co.scott.mn.us



2008 Achievements:

- Successfully negotiated merger with Carver County to begin in 2009.

2009 Objectives:

- Increase ridership and minimize expenses.
- Expand service area.

2010-2015 Long-Range Plans:

- Expand service area.
- Increase ridership.

System Snapshot:


Legal Name: Scott County Transit
Type of Government: County
Area Served: Carver and Scott Counties
Legislative Senate District: 25, 34, 35 and 40
Legislative House District: 25A, 25B, 34A, 35A, 35B and 40A
Congressional District: 2

System Characteristics:

Vehicles: 24 Class 400 and 9 Class 600
Service Type: Dial-A-Ride and ADA
Service Hours (Dial-A-Ride):
Monday-Friday 5:30 a.m.-7:00 p.m.
Saturday No Service
Sunday No Service
Service Hours (ADA):
Monday-Friday 4:45 a.m.-10:30 p.m.
Saturday 7:15 a.m.-9:30 p.m.
Sunday 8:00 a.m.-9:15 p.m.
Base Fare: \$1.50-\$10.00
Funding Class: Rural

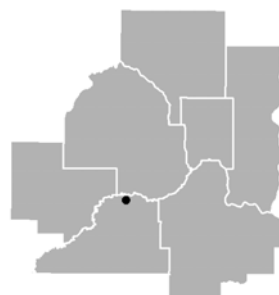
2008 System Data:

Total Operating Costs: \$2,194,971
Total Cost Per Passenger: \$19.01
Ridership: 115,441
Annual System Miles: 475,929



Shakopee Transit

Contact Person: R. Michael Leek
Title: Community Development Director
Address: 129 South Holmes
Shakopee, MN 55379
Telephone: 952.233.9300
Fax: 952.233.3801
E-Mail: mleek@ci.shakopee.mn.us
Website:
www.ci.shakopee.mn.us/transit.cfm



System Snapshot:

Legal Name: Shakopee, City of
Type of Government: Municipal
Area Served: Cities of Prior Lake, Savage,
and Shakopee
in Scott County
Legislative House District: 35A
Congressional District: 2

2008 Achievements:

- Continued growth of ridership on the BlueXpress commuter service.

2009 Objectives:

- Obtain additional coach for BlueXpress Service to meet growing demand.
- In cooperation with the City of Prior Lake and Scott County, will began construction of the second park and ride facility in Scott County, located at the southwest quadrant of new CR 21 and CR 16.

2010-2015 Long-Range Plans:

- Implement expanded reverse commute service using JARC funds and possibly CMAQ funds.
- Place in service Eagle Creek Station.
- Identify and possibly obtain a third park and ride site that would service southwestern Scott County and its communities.

System Characteristics:

Vehicles: 5 Class 700 and 6 Class 200
Service Type: Express Service
Circulator/Summer Shuttle Service
Service Hours:
Monday-Friday 6:05 a.m.-6:48 p.m.
5:40 a.m.-5:27 p.m.
Saturday No Service
Sunday No Service
Base Fare: \$3.00/\$1.00
Funding Class: Opt-Outs

2008 System Data:

Total Operating Costs: \$967,824
Total Cost Per Passenger: \$9.07
Ridership: 106,719
Annual System Miles: 264,009



Southwest Transit

Contact Person: Linda Spevacek
Title: Administrative Service Assistant
Address: 13500 Technology Drive
Eden Prairie, MN 55344
Telephone: 952.949.2287
Fax: 952.974.7997
E-Mail: lspevacek@swtransit.org
Website: www.swtransit.org



System Snapshot:

Legal Name: SouthWest Transit
Type of Government: Local Government Joint Powers Agreement
Area Served: Cities of Chanhassen, Chaska and Eden Prairie in Carver and Hennepin Counties
Legislative House District: 19B, 32A, 32B, 33A, 33B, 34A, 34B, 40B, 41A, 41B, 42A, 42B, 43A, 43B, 44A, 44B, 45A, 45B, 46A, 46B, 47A, 47B, 54A, 58A, 58B, 59A, 59B, 60A, 60B, 61A, 61B, 62A, 62B, 63A and 63B
Congressional District: 2, 3, 5 and 6

2008 Achievements:

- Named MPTA Minnesota System of the Year.
- Received APTA National Gold Safety Award.
- Completed SouthWest Village in Chanhassen.
- Completed East Creek Transit Station in Chaska.
- Introduced cost-saving mechanisms in both operations and facilities.

2009 Objectives:

- Design Chanhassen/Market Street Station.
- Acquire additional vehicles to meet demand in service area.
- Purchase new garage facility.
- Determine site and plans for future ramp and station in Chaska.
- Acquire AVL and other technology improvements

2010-2015 Long-Range Plans:

- Complete Chanhassen/Market Street Station.
- Add third level at SouthWest Village in Chanhassen.
- Update Strategic Plan.
- Develop/implement business outreach plan.
- Enter into Mutual Aid Agreements with our member cities and regional transit agencies.



System Characteristics:

Vehicles: 10 Class 400 and 55 Class 700
Service Type: Fixed Route
Service Hours:
Monday-Friday 5:00 a.m.-9:30 p.m.
Saturday No Service
Sunday No Service
Base Fare: \$3.00 Peak Express, \$2.25 Non-Peak Express, \$2.25 Peak Local, and \$1.75 Non-Peak Local
Funding Class: Opt Out

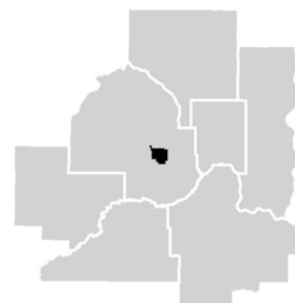
2008 System Data:

Total Operating Costs: \$8,509,138
Total Cost Per Passenger: \$7.42
Ridership: 1,146,829
Annual System Miles: 1,779,138



S.T.E.P. Transportation

Contact Person: Tracy Fritchley
Title: Transportation Coordinator
Address: 2239 Edgewood Avenue
South, St. Louis Park, MN 55426
Telephone: 952.925.4899
Fax: 952.925.5161
E-Mail: tracy@STEPslp.org
Website: www.STEPslp.org



2008 Achievements:

- Served 99% of requested rides in St. Louis Park area.

2009 Objectives:

- Serve 99% of requested rides in St. Louis Park Area

2010-2015 Long Range Plans:

- As of December 2009, Metropolitan Council funding ends.

System Snapshot:

Legal Name: St. Louis Park Emergency Program (STEP)
Type of Government: Private Non-Profit
Area Served: City of St. Louis Park in Hennepin County
Legislative District: 44A and 44B
Congressional District: 5

System Characteristics:

Vehicles: Volunteer Vehicles
Service Type: Dial-A-Ride
Service Hours:
Monday-Wednesday-Thursday 8:00 a.m.-4:00 p.m.
Tuesday 12 p.m.-8:00 p.m.
Friday 8:00 a.m.-12:00 p.m.
Saturday No Service
Sunday No Service
Base Fare: Donation Based
Funding Class: Small Urban

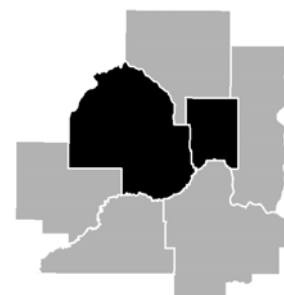
2008 System Data:

Total Operating Costs: \$33,997
Total Cost Per Passenger: \$15.39
Ridership: 2,209
Annual System Miles: 18,293



University of Minnesota Transit

Contact Person: William Roberts
Title: Transit Assistant Director
Address: 300 Transportation and Safety Building, 511 Washington Avenue S.E.
Minneapolis, MN 55455
Telephone: 612.625.1859
Fax: 612.624.8899
E-Mail: rober029@umn.edu
Website: www1.umn.edu/pts/busing.htm



2008 Achievements:

- Purchased one hybrid bus.

2009 Objectives:

- Add one additional hybrid bus to transit fleet.

2010-2015 Long-Range Plans:

- Tie in our system to the proposed Light Rail Transit System that will be passing through the University campus.

System Snapshot:

Legal Name: University of Minnesota Parking and Transportation Services
Type of Government: Higher Education
Area Served: Hennepin and Ramsey Counties
Legislative District: Metro
Congressional District: 2, 3, 4, 5 and 6

System Characteristics:

Vehicles: 1.5 Class 200, 9 Class 400 and 19 Class 700
Service Type: Fixed Route and Dial-A-Ride
Service Hours (Fixed Route):
Monday-Friday 7:00 a.m.-5:00 p.m.
Saturday 9:30 a.m.-12:00 a.m.
Sunday 9:30 a.m.-12:00 a.m.
Service Hours (Dial-A-Ride):
Monday-Friday 7:00 a.m.-6:00 p.m.
Saturday No Service
Sunday No Service
Base Fare: \$0
Funding Class: Other (Funded with Parking Revenue from U of M Campus and Student Transportation fee)

2008 System Data:

Total Operating Costs:	\$4,688,788
Total Cost Per Passenger:	\$1.32
Ridership:	3,551,145
Annual System Miles:	\$545,660



The map displays the following counties and their associated numbers:

- 5 Hallock
- 1 Lake Bronson
- 51 Kittson
- 32 Roseau
- 74 Warren
- Marshall
- Thief River Falls
- 30, 73 Pennington
- Red Lake
- Red Lake Reservation
- 56 Littlefork
- Net Lake 13
- Grand Forks
- 34
- Crookston
- 84, 91
- 23, 31 Fossion
- Polk
- 15 Mahanomen
- 4 Bemidji
- Beltrami
- Hubbard
- Deer River
- 21
- Grand Rapids
- 46
- Itasca
- St. Louis
- 107 Duluth
- 83 Cloquet
- Carlton
- Sandstone
- 81
- Pine
- 80 City
- 18 Moorhead
- Clay
- 9, 101 Detroit Lakes
- Becker
- Park
- 40, 42 Rapids
- Menahga
- 36
- Sebeka
- 111
- Wadena
- Staples
- 53
- 8 Deerwood
- Crow Wing
- 27 Little Falls
- Morrison
- Onamia
- 62
- Mora
- 45
- Kanabec
- Isanti
- Chicago
- 106 Chicago City
- 10 Alexandria
- Douglas
- Todd
- Benton
- Mille Lacs
- Sauk
- 35
- Rapids
- St. Cloud
- 98
- Big Lake
- 76
- Elk River
- 37
- Anoka
- Ramsey
- Washington
- Red
- 89
- Wing
- Lake
- 52
- City
- Wabasha
- 99
- 10 Benson
- 105
- Swift
- Atwater
- 6
- Willmar
- 49
- Litchfield
- 7
- Meeker
- 33 Buffalo
- Wright
- Hennepin
- Scott
- Dakota
- Red
- 89
- Wing
- Lake
- 52
- City
- Wabasha
- 99
- 95 Arlington
- Le Sueur
- Dundas
- 29
- Goodhue
- 82
- Pine
- Island
- Wabasha
- 99
- 22 Delano
- 33 Buffalo
- Wright
- Hennepin
- Scott
- Dakota
- Red
- 89
- Wing
- Lake
- 52
- City
- Wabasha
- 99
- 95 Arlington
- Le Sueur
- Dundas
- 29
- Goodhue
- 82
- Pine
- Island
- Wabasha
- 99
- 22 Delano
- 33 Buffalo
- Wright
- Hennepin
- Scott
- Dakota
- Red
- 89
- Wing
- Lake
- 52
- City
- Wabasha
- 99
- 95 Arlington
- Le Sueur
- Dundas
- 29
- Goodhue
- 82
- Pine
- Island
- Wabasha
- 99
- 22 Delano
- 33 Buffalo
- Wright
- Hennepin
- Scott
- Dakota
- Red
- 89
- Wing
- Lake
- 52
- City
- Wabasha
- 99
- 95 Arlington
- Le Sueur
- Dundas
- 29
- Goodhue
- 82
- Pine
- Island
- Wabasha
- 99
- 22 Delano
- 33 Buffalo
- Wright
- Hennepin
- Scott
- Dakota
- Red
- 89
- Wing
- Lake
- 52
- City
- Wabasha
- 99
- 95 Arlington
- Le Sueur
- Dundas
- 29
- Goodhue
- 82
- Pine
- Island
- Wabasha
- 99
- 22 Delano
- 33 Buffalo
- Wright
- Hennepin
- Scott
- Dakota
- Red
- 89
- Wing
- Lake
- 52
- City
- Wabasha
- 99
- 95 Arlington
- Le Sueur
- Dundas
- 29
- Goodhue
- 82
- Pine
- Island
- Wabasha
- 99
- 22 Delano
- 33 Buffalo
- Wright
- Hennepin
- Scott
- Dakota
- Red
- 89
- Wing
- Lake
- 52
- City
- Wabasha
- 99
- 95 Arlington
- Le Sueur
- Dundas
- 29
- Goodhue
- 82
- Pine
- Island
- Wabasha
- 99
- 22 Delano
- 33 Buffalo
- Wright
- Hennepin
- Scott
- Dakota
- Red
- 89
- Wing
- Lake
- 52
- City
- Wabasha
- 99
- 95 Arlington
- Le Sueur
- Dundas
- 29
- Goodhue
- 82
- Pine
- Island
- Wabasha
- 99
- 22 Delano
- 33 Buffalo
- Wright
- Hennepin
- Scott
- Dakota
- Red
- 89
- Wing
- Lake
- 52
- City
- Wabasha
- 99
- 95 Arlington
- Le Sueur
- Dundas
- 29
- Goodhue
- 82
- Pine
- Island
- Wabasha
- 99
- 22 Delano
- 33 Buffalo
- Wright
- Hennepin
- Scott
- Dakota
- Red
- 89
- Wing
- Lake
- 52
- City
- Wabasha
- 99
- 95 Arlington
- Le Sueur
- Dundas
- 29
- Goodhue
- 82
- Pine
- Island
- Wabasha
- 99
- 22 Delano
- 33 Buffalo
- Wright
- Hennepin
- Scott
- Dakota
- Red
- 89
- Wing
- Lake
- 52
- City
- Wabasha
- 99
- 95 Arlington
- Le Sueur
- Dundas
- 29
- Goodhue
- 82
- Pine
- Island
- Wabasha
- 99
- 22 Delano
- 33 Buffalo
- Wright
- Hennepin
- Scott
- Dakota
- Red
- 89
- Wing
- Lake
- 52
- City
- Wabasha
- 99
- 95 Arlington
- Le Sueur
- Dundas
- 29
- Goodhue
- 82
- Pine
- Island
- Wabasha
- 99
- 22 Delano
- 33 Buffalo
- Wright
- Hennepin
- Scott
- Dakota
- Red
- 89
- Wing
- Lake
- 52
- City
- Wabasha
- 99
- 95 Arlington
- Le Sueur
- Dundas
- 29
- Goodhue
- 82
- Pine
- Island
- Wabasha
- 99
- 22 Delano
- 33 Buffalo
- Wright
- Hennepin
- Scott
- Dakota
- Red
- 89
- Wing
- Lake
- 52
- City
- Wabasha
- 99
- 95 Arlington
- Le Sueur
- Dundas
- 29
- Goodhue
- 82
- Pine
- Island
- Wabasha
- 99
- 22 Delano
- 33 Buffalo
- Wright
- Hennepin
- Scott
- Dakota
- Red
- 89
- Wing
- Lake
- 52
- City
- Wabasha
- 99
- 95 Arlington
- Le Sueur
- Dundas
- 29
- Goodhue
- 82
- Pine
- Island
- Wabasha
- 99
- 22 Delano
- 33 Buffalo
- Wright
- Hennepin
- Scott
- Dakota
- Red
- 89
- Wing
- Lake
- 52
- City
- Wabasha
- 99
- 95 Arlington
- Le Sueur
- Dundas
- 29
- Goodhue
- 82
- Pine
- Island
- Wabasha
- 99
- 22 Delano
- 33 Buffalo
- Wright
- Hennepin
- Scott
- Dakota
- Red
- 89
- Wing

Number refers to provider identified on the following pages

Elderly and Persons with Disabilities Capital Program

The purpose of the Federal Transit Administration (FTA) Section 5310 program is to meet the special transportation needs of elderly persons and persons with disabilities for whom existing mass transportation services are unavailable, insufficient, or inappropriate.

The program seeks to enhance coordination of federally assisted programs and services to encourage the most efficient use of federal resources and to achieve the goal of improved mobility for elderly persons and persons with disabilities.

The State of Minnesota receives Federal Section 5310 funds each year through a lump sum appropriation from the U.S. DOT-FTA. It is Mn/DOT's policy to use Section 5310 funds to purchase lift-equipped vehicles.

Grants are awarded for vehicle replacement, expansion of current services, or initiation of new services. Grant vehicles are purchased under Mn/DOT's Cooperative Vehicle Procurement Program through the Department of Administration. Listed below are the current Section 5310 organizations:

1. ABC WORKS

Contact Person: Judy Wandling
Telephone Number: 507.895.7161
62 North 3rd Street, P. O. Box 408
LaCrescent, MN 55947
E-Mail Address: judyw@abcinc.org

2. ABILITY BUILDING CENTER (ABC)

Contact Person: Larry Erickson
Telephone Number: 507.281.6262
1911 - 14th Street N.W.
Rochester, MN 55903
E-Mail Address: larrye@abcinc.org

3. ACHIEVE SERVICES, INC.

Contact Person: Carol Donahoe
Telephone Number: 763.792.8705
1201 - 89th Avenue N.E., Suite 105
Blaine, MN 55434
E-Mail Address: carol.donahoe@achieveservices.org

4. ADULT DAY SERVICES, INC.

Contact Person: April Collman-Maddox
Telephone Number: 218.751.1324
620 Carr Lake Road S.E.
Bemidji, MN 56601
E-Mail Address: acollman@paulbunyan.net

5. ANOKA, CITY OF

Contact Person: Lisa LaCasse
Telephone Number: 763.576.2984
2105 First Avenue North
Anoka, MN 55303-2270
E-Mail Address: llacasse@ci.anoka.mn.us

6. ATWATER, CITY OF

Contact Person: Goldie Smith
Telephone Number: 320.974.8760
123 - 4th Street North, P.O. Box 59
Atwater, MN 56209-0059
E-Mail Address: atwatercityclerk@willmarnet.com

7. AUGUSTANA HOMES NORTH CAMPUS

Contact Person: Julie Kadelbach
Telephone Number: 320.373.6626
200 North Holcombe Avenue
Litchfield, MN 55355
E-Mail Address: juliekadelbach@ecumen.org

8. BAY LAKE AREA LIONS CHARITIES, INC.

Contact Person: Dan Kantorowicz
Telephone Number: 218.678.9999
22520 Pine Trail
Deerwood, MN 56444
E-Mail Address: dan.oaks@charter.net

9. BECKER COUNTY DAC

Contact Person: David Peterson
Telephone Number: 218-847-8206
900 East Central, P.O. Box 852
Detroit Lakes, MN 56502
E-Mail Address: beckerdac@yahoo.com

10. BETHANY HOME

Contact Person: Carol Kvidt
Telephone Number: 320.762.1567
1020 Lark Street
Alexandria, MN 56308
E-Mail Address: carolkvidt@ecumen.org

11. BIGFORK VALLEY TRANSPORTATION

Contact Person: Barb Rahier
Telephone Number: 218.743.3052
P. O. Box 258
Bigfork, MN 56628
E-Mail Address: brahier@bigforkvalley.org

**12. BLOOMINGTON HUMAN SERVICES
DIVISION, CITY OF**

Contact Person: Alissa Solie
Telephone Number: 952.563.8736
Creskide Community Center
9801 Penn Avenue South
Bloomington, MN 55431-2991
E-Mail Address:
asolie@ci.bloomington.mn.us

**13. BOIS FORTE RESERVATION TRIBAL
COUNCIL**

Contact Person: Jeneal Goggleye
Telephone Number: 218.757.3295
5219 St. John's Drive
Nett Lake, MN 55771
E-Mail Address:
ageshick@boisforte-nsn.gov

14. CEDAR VALLEY SERVICES, INC.

Contact Person: Richard Pavak
Telephone Number: 507.433.2303
2111 - 4th Street N.W.
Austin, MN 55912
E-Mail Address:
rpavak@cedarvalleyservices.org

15. CENTER OF HUMAN ENVIRONMENT

Contact Person: Darby Miller
Telephone Number: 218.935.5403
1425 - 230th Avenue
Mahnomon, MN 56557
E-Mail Address: che@arvig.net

16. CLEARWATER DAC

Contact Person: Donald Blooflat
Telephone Number: 218.694.6541
5th & Hallan Avenue, P.O. Box 29
Bagley, MN 56621
E-Mail Address: dbcdac@gvtel.com

17. CLUES

Contact Person: Erin Delaney Monjarrez
Telephone Number: 651.379.4280
882 South Robert Street
West St. Paul, MN 55118
E-Mail Address: emonjarrez@clues.org

18. CONNECTIONS OF MOORHEAD, INC.

Contact Person: Sheila Sartwell
Telephone Number: 218.233.8657
810 - 4th Avenue South, Suite 156
Moorhead, MN 56560
E-Mail Address:
ssartwell@connectionsofmoorhead.org

19. COTTONWOOD COUNTY DAC

Contact Person: Donavan Pankratz
Telephone Number: 507.831.1511
1049 - 5th Avenue, P.O. Box 153
Windom, MN 56101
E-Mail Address: ccdac@gwestoffice.net

20. DARTS

Contact Person: Rob McDonough
Telephone Number: 651.455.1339
1645 Marthaler Lane
West St. Paul, MN 55118-9909
E-Mail Address: rob.mcdonough@darts1.org

21. DEER RIVER HEALTHCARE CENTER

Contact Person: Renee Donnelly
Telephone Number: 218.246.2909
1002 Coomstock Drive
Deer River, MN 56636
E-Mail Address: donnelly@paulbunyan.net

22. DELANO, CITY OF

Contact Person: Linda Vanlith
Telephone Number: 763.972.0574
234 – 2nd Street North, P. O. Box 462
Delano, MN 55328
E-Mail Address: linda@delano.mn.us

23. EAST POLK COUNTY DAC

Contact Person: Wayne Holt
Telephone Number: 218.435.6188
326 North Mark Avenue, P.O. Box 178
Fosston, MN 56542
E-Mail Address: epcdac@qvtel.com

24. EAST SIDE NEIGHBORHOOD SERVICES, INC.

Contact Person: Joseph Biernat
Telephone Number: 612.787.4023
1700 - 2nd Street N.E.
Minneapolis, MN 55413
E-Mail Address: jbiernat@esns.org

25. EAST SUBURBAN RESOURCES

Contact Person: Ed Boeve
Telephone Number: 651.351.0190
1754 Washington Avenue
Stillwater, MN 55082-7561
E-Mail Address: eboeve@esrworks.org

26. ECCO

Contact Person: Catherine Nelson
Telephone Number: 507.247.5340
144 - 4th Street
Tracy, MN 56175
E-Mail Address: cathyn56115@yahoo.com

27. EMPLOYMENT ENTERPRISES, INC.

Contact Person: Byron Quinn
Telephone Number: 320.632.9251
307 N.W. 9th Avenue, P.O. Box 303
Little Falls, MN 56345
E-Mail Address: eei@charterinternet.com

28. ENTERPRISE NORTH, INC. MADELIA

Contact Person: Mary Hippert
Telephone Number: 507.233.8900
21 Center Avenue
Madelia, MN 56062
E-Mail Address: mhippert@newulmtel.net

29. EPIC ENTERPRISES, INC.

Contact Person: Linda Hibbard
Telephone Number: 507.645.6800
410 Stafford Lane South, P.O. Box 168
Dundas, MN 55019
E-Mail Address: epic@ll.net

30. FALLS DAC, INC.

Contact Person: Sally Erickson
Telephone Number: 218.681.5951
205 West 13th Street, P.O. Box C
Thief River Falls, MN 56701
E-Mail Address: fdacse@mncable.net

31. FIRST CARE MEDICAL SERVICES

Contact Person: Carrie Welin
Telephone Number: 218.435.1441
900 S.E. Hilligoss Boulevard
Fosston, MN 56542
E-Mail Address: cwelin@firstcare.org

32. FOCUS CORPORATION, INC.

Contact Person: Mary Wickersham
Telephone Number: 218.463.0411
P.O. Box 387
Roseau, MN 56751
E-Mail Address: focus@wikel.com

33. FUNCTIONAL INDUSTRIES, INC.

Contact Person: Rod Pederson
Telephone Number: 763.682.4336
1801 Highway 25 North, P.O. Box 336
Buffalo, MN 55313
E-Mail Address: rpederson@functionalindustries.org

34. GOOD SAMARITAN NURSING HOME

Contact Person: Lori Carlson
Telephone Number: 218.773.7484
2122 River Road N.W.
East Grand Forks, MN 56721
E-Mail Address: lcarmo2@good-sam.com

35. GOOD SHEPHERD COMMUNITY

Contact Person: Bob Dilts
Telephone Number: 320.252.6525
1115 - 4th Avenue North
Sauk Rapids, MN 56379
E-Mail Address: bobdilts@goodshepherdcampus.org

36. GREENWOOD CONNECTIONS

Contact Person: Lori Elmore
Telephone Number: 218.564.4101
427 Main Street N.E.
Menahga, MN 55464
E-Mail Address: grnwood@wcta.net

37. GUARDIAN ANGELS OF ELK RIVER

Contact Person: Rosemary Becker
Telephone Number: 763.241.6845
350 Evans Avenue
Elk River, MN 55330
E-Mail Address: rbecker@ga-er.org

38. HALLIE Q. BROWN COMMUNITY CENTER, INC.

Contact Person: Linda White
Telephone Number: 651.224.4603
270 North Kent Street
St. Paul, MN 55102
E-Mail Address: lwhite@hallieqbrown.org

39. HARRY MEYERING HOME

Contact Person: Rick Bernardy
Telephone Number: 507.387.8281
109 Homestead Road
Mankato, MN 56001
E-Mail Address: rbernardy@harrymeyeringcenter.org

40. HERITAGE LIVING CENTER

Contact Person: Kent Hjelseth
Telephone Number: 218.237.8334
619 West 6th Street
Park Rapids, MN 56470
E-Mail Address: kenthjelseth@ecumen.org

41. HOPE DAC

Contact Person: Catherine Nelson
Telephone Number: 507.247.5340
330 East Highway 214, P.O. Box 637
Tyler, MN 56178
E-Mail Address: cathyn56115@yahoo.com

42. HUBBARD COUNTY DAC

Contact Person: Ed Ranson
Telephone Number: 218.732.3358
109 Pleasant Avenue, P.O. Box 86
Park Rapids, MN 56470
E-Mail Address: dac@unitelc.com

43. HUMAN SERVICES, INC.

Contact Person: Roxanne Emerson
Telephone Number: 651.275.4308
5650 Memorial Avenue North
Oak Park Heights, MN 55082
E-Mail Address: remerson@hsicares.org

44. INDEPENDENCE CENTER, INC.

Contact Person: Amy Christensen
Telephone Number: 320.252.4146
51-1st Avenue South
Waite Park, MN 56387
E-Mail Address: atcici@cloudnet.com

45. INDUSTRIES, INC.

Contact Person: Della Baker
Telephone Number: 320-679-2354
500 South Walnut Street
Mora, MN 55051
E-Mail Address: dbaker@industriesinc.org

46. ITASCA LIFE OPTIONS

Contact Person: Mary Metzger
Telephone Number: 218.327.1138
421 - 13th Street S.E., P. O. Box 20
Grand Rapids, MN 55744
E-Mail Address: mmetzger@itascalifeoptions.com

47. JEWISH COMMUNITY CENTER OF ST. PAUL

Contact Person: Barbie Levine
Telephone Number: 651.255.4734
1375 St. Paul Avenue
St. Paul, MN 55116
E-Mail Address: blevine@stpauljcc.org

48. JOBS PLUS, INC.

Contact Person: Katie Neegard
Telephone Number: 507.833.5004
308 – 15th Avenue S.E.
Waseca, MN 56093
E-Mail Address: katiemanthe@yahoo.com

49. KANDIYOHI AREA TRANSIT JOINT POWERS BOARD

Contact Person: Tiffany Collins
Telephone Number: 320.214.7433
1320 – 22nd Street S.W., P. O. Box 186
Willmar, MN 56201
E-Mail Address: tcollins@katbus.org

50. KAPOZIA, INC.

Contact Person: Tom Vogt
Telephone Number: 651.789.2806
380 East Lafayette Freeway South
St. Paul, MN 55107
E-Mail Address: tvogt@kaposia.com

51. KITTSOON COUNTY DAC

Contact Person: Missy Karboviak
Telephone Number: 218.754.2225
P.O. Box 54
Lake Bronson, MN 56734
E-Mail Address: missyk5@hotmail.com

52. LAKE CITY MEDICAL CENTER MAYO

Contact Person: Krystal Ohlhaber
Telephone Number: 651.345.6079
500 West Grant Street
Lake City, MN 55041
E-Mail Address: ohlhaber.krystal@mayo.edu

53. LAKEWOOD HEALTH SYSTEM

Contact Person: Mike Goff
Telephone Number: 218.894.1515
49725 County Road 83
Staples, MN 56479
E-Mail Address: mikegoff@lakewoodhealthsystem.com

54. LESUEUR COUNTY DEVELOPMENTAL SERVICES, INC.

Contact Person: Doug Scharfe
Telephone Number: 507.362.8560
519 West Paquin Street, P. O. Box 47
Waterville, MN 56096
E-Mail Address: LCDS2@frontiernet.net

55. LIFEWORKS SERVICES, INC.

Contact Person: Bob Platz
Telephone Number: 651.365.3728
2965 Lone Oak Drive, Suite 160
Eagan, MN 55121-3019
E-Mail Address: bplatz@lifeworks.org

56. LITTLEFORK MEDICAL CENTER

Contact Person: Jennifer Fondie
Telephone Number: 218.278.6634
P.O. Box N
Littlefork, MN 56653
E-Mail Address: jfondie@frontiernet.net

57. MAIN STREET INDUSTRIES

Contact Person: Robin Olson
Telephone Number: 320.325.5251
93 Main Street, P. O. Box 321
Clinton, MN 56225
E-Mail Address: mainstreet@centurytel.net

58. MARTIN LUTHER MANOR

Contact Person: Greg Anderson
Telephone Number: 952.948.5182
1401 East 100th Street
Bloomington, MN 55425-2614
E-Mail Address: gander15@fairview.org

59. MERRICK, INC.

Contact Person: Mike Greenbaum
Telephone Number: 651.789.6206
3210 Labore Road
White Bear Lake, MN 55110
E-Mail Address: mikeg@merrickinc.org

60. MIDWAY TRAINING SERVICES, INC.

Contact Person: Philip Swanson
Telephone Number: 651.288.8929
1246 University Avenue West
St. Paul, MN 55104
E-Mail Address: pswanson@midwaytraining.com

61. MIDWEST SPECIAL SERVICES, INC.

Contact Person: Julie Johnson
Telephone Number: 651.778.1000
900 Ocean Street
St. Paul, MN 55106
E-Mail Address: jjohnson@mwsservices.org

62. MILLE LACS HEALTH SYSTEM

Contact Person: Stephanie Jost
Telephone Number: 320.532.7975
200 North Elm Street, P.O. Box A
Onamia, MN 56359
E-Mail Address: sjost@mlhealth.org

63. MINNEAPOLIS AMERICAN INDIAN CENTER

Contact Person: Renee Lampi
Telephone Number: 612.879.1750
1530 East Franklin Avenue
Minneapolis, MN 55404
E-Mail Address: rlampi@maicnet.org

64. MN MASONIC HOMES NORTH RIDGE

Contact Person: Lisa Desnick
Telephone Number: 763.592.2669
5430 Boone Avenue North
New Hope, MN 55428
E-Mail Address:
lisa.desnick@mnmasonic.org

65. MN VALLEY ACTION COUNCIL

Contact Person: Sandy Chadderdon
Telephone Number: 507.835.4551
308 North State Street
Waseca, MN 56093
E-Mail Address:
schadderdon@mvac.mankato.mn.us

66. MRCI - ROSEMOUNT

Contact Person: Sharon Montoya
Telephone Number: 651.423.8900
15191 Boulder Court
Rosemount, MN 55068
E-Mail Address:
smontoya@mrciworksource.org

67. MRCI - FAIRMONT

Contact Person: Ramona Harper
Telephone Number: 507.238.4388
701 Cory Lane
Fairmont, MN 56031
E-Mail Address:
rharp@rciworksource.org

68. MRCI - MANKATO

Contact Person: Lanny Cox
Telephone Number: 507.386.5670
15 Map Drive
Mankato, MN 56001
E-Mail Address: lcx@mrciworksource.org

69. MRCI - NEW ULM

Contact Person: Jeanine Grosam
Telephone Number: 507.233.2730
2100 North Broadway, P.O. Box 894
New Ulm, MN 56073
E-Mail Address:
igrosam@mrciworksource.org

70. NEW AMERICANS COMMUNITY SERVICES

Contact Person: Sirad Osman
Telephone Number: 651.287.5223
1821 University Avenue, Suite S-286
St. Paul, MN 55104
E-Mail Address: sirad@newamericans.us

71. NORMAN COUNTY DAC

Contact Person: Michael Burke
Telephone Number: 218.784.4582
P.O. Box 145
Ada, MN 56510
E-Mail Address: mbncdac@loretel.net

72. NORTHEAST CONTEMPORARY SERVICES, INC.

Contact Person: Rebecca Smith
Telephone Number: 651.636.3343
2770 Cleveland Avenue North
Roseville, MN 55113
E-Mail Address:
rebecca.smith@northeastcontemporaryservices.org

73. OCCUPATIONAL DEVELOPMENT CENTER, INC. – THIEF RIVER FALLS

Contact Person: Sally McGlynn
Telephone Number: 218.681.6830
1520 Highway 32 South
Thief River Falls, MN 56701
E-Mail Address: smcglynn@odcmn.com

74. OCCUPATIONAL DEVELOPMENT CENTER, INC. - WARREN

Contact Person: Cindy Gratzek
Telephone Number: 218.745.4401
1008 North 2nd Street
Warren, MN 56762
E-Mail Address: cgratzek@odcmn.com

75. OPPORTUNITY PARTNERS

Contact Person: Alison Steward
Telephone Number: 952.238.4827
5500 Opportunity Court
Minnetonka, MN 55343
E-Mail Address: asteward@opportunities.org

76. OPTIONS, INC.

Contact Person: Richard Simonson
Telephone Number: 763.263.3684
16820 – 197th Avenue N.W.
Big Lake, MN 55309
E-Mail Address: option1@sherbtel.net

77. PERHAM MEMORIAL HOSPITAL & HOME

Contact Person: Karen Laughlin
Telephone Number: 218.346.1166
665 - 3rd Street S.W.
Perham, MN 56573
E-Mail Address: karen.laughlin@pmhh.com

78. PHOENIX ALTERNATIVES, INC.

Contact Person: Terry Higgs
Telephone Number: 651.426.2484
4453 White Bear Parkway
White Bear Lake, MN 55110
E-Mail Address:
thiggs@phoenixalternatives.org

**79. PILLSBURY UNITED
COMMUNITIES/EMERGE COMMUNITY
DEVELOPMENT**

Contact Person: Connie Moore
Telephone Number: 612.302.3439
2900 Fremont Avenue North
Minneapolis, MN 55411
E-Mail Address: moorec@puc-mn.org

**80. PINE COUNTY CITIZENS COMMITTEE
ON AGING**

Contact Person: Judy Broman
Telephone Number: 320.629.3455
435 - 10th Street N.W.
Pine City, MN 55063

**81. PINE HABILITATION & SUPPORTED
EMPLOYMENT (PHASE)**

Contact Person: Tim Schmutzer
Telephone Number: 320.629.7805
106 Main
Sandstone, MN 55072
E-Mail Address: tschmutzer@pinehab.org

82. PINE HAVEN CARE CENTER, INC.

Contact Person: Steve Zillar
Telephone Number: 507.356.8304
210 N.W. 3rd Street
Pine Island, MN 55963
E-Mail Address: phcc@pitel.net

83. PINWOOD-DULUTH, INC.

Contact Person: Toni Rothmeier
Telephone Number: 218.879.4566
915 - 18th Street
Cloquet, MN 55720
E-Mail Address:
toni@pinewoodcloq-duluth.com

84. POLK COUNTY DAC

Contact Person: JoAnn Bittner
Telephone Number: 218-281-4181
515 – 5th Avenue South
Crookston, MN 56716
E-Mail Address:
bittner.dac@midconetwork.com

**85. POSSABILITIES OF SOUTHERN
MINNESOTA**

Contact Person: Michelle Lee
Telephone Number: 507.281.6116
1808 – 3rd Avenue S.E.
Rochester, MN 55904
E-Mail Address: mlee@possabilities.org

86. PRAIRIE MANOR NURSING HOME

Contact Person: Shawn Brown
Telephone Number: 507.583.4434
220 - 3rd Street N.W.
Blooming Prairie, MN 55917
E-Mail Address:
sbrown@prairiemanorinc.com

87. PRISM EXPRESS

Contact Person: Courtney Whited
Telephone Number: 763.529.1252
730 Florida Avenue South
Golden Valley, MN 55426
E-Mail Address: cwhited@prismmpls.org

88. PROACT, INC. - EAGAN

Contact Person: Heidi Anderson
Telephone Number: 651.289.3149
3195 Neil Armstrong Boulevard
Eagan, MN 55121
E-Mail Address:
handeron@proactinc.org

89. PROACT, INC. - RED WING

Contact Person: Sally Ogren
Telephone Number: 651.388.7108
204 Mississippi Avenue
Red Wing, MN 55066
E-Mail Address: sogren@proactinc.org

90. RISE, INC.

Contact Person: Lynn Noren
Telephone Number: 763.783.2814
8406 Sunset Road N.E.
Spring Lake Park, MN 55432
E-Mail Address: lnoren@rise.org

**91. RIVERVIEW HEALTH CARE
ASSOCIATION**

Contact Person: Renea Johnson
Telephone Number: 218.281.9459
323 South Minnesota Street
Crookston, MN 56716
E-Mail Address:
rjohnson@riverviewhealth.org

92. ROCK COUNTY OPPORTUNITIES, INC.

Contact Person: Beth Bartels
Telephone Number: 507.283.4582
807 West Main Street, P. O. Box 626
Luverne, MN 56156
E-Mail Address: bebartels@mchsi.com

93. ROSEVILLE AREA SENIOR PROGRAM

Contact Person: Janell B. Wampler
Telephone Number: 651.604.3522
1910 West County Road B
Roseville, MN 55113
E-Mail Address:
Janell.wampler@isd623.org

94. SERVICE ENTERPRISES, INC

Contact Person: Betty Stancer
Telephone Number: 507.637.3503
515 West Bridge Street, P.O. Box 248
Redwood Falls, MN 56283
E-Mail Address:
betty.stancer@service-enterprises.org

95. SIBLEY COUNTY DAC

Contact Person: Mark Pauly
Telephone Number: 507.964.5726
700 Marion Drive, P.O. Box 916
Arlington, MN 55307-0916
E-Mail Address: scdpauly@frontiernet.net

96. SOJOURN ADULT DAY PROGRAM

Contact Person: Tom Penn
Telephone Number: 952.471.6080
4497 Shoreline Drive
Spring Park, MN 55384
E-Mail Address: thpenn@hotmail.com

97. SPRING VALLEY CARE CENTER

Contact Person: James Dessner
Telephone Number: 507.346.7381
800 Memorial Drive
Spring Valley, MN 55975
E-Mail Address:
facilities@svseniorliving.com

98. ST. BENEDICT'S CENTER

Contact Person: Betty J. Moffitt
Telephone Number: 320.252.0010
1810 Minnesota Boulevard S.E.
St. Cloud, MN 56304
E-Mail Address: moffittb@centracare.com

99. ST. ELIZABETH MEDICAL CENTER

Contact Person: Rita Fox
Telephone Number: 651.565.3111
1200 Grant Boulevard West
Wabasha, MN 55981
E-Mail Address: foxr@semcwabasha.org

100. ST. JOHN'S LUTHERAN HOME

Contact Person: Josh Jensen
Telephone Number: 507.723.3211
201 South CR 5
Springfield, MN 56087
E-Mail Address: injensen@sjlhome.com

101. ST. MARY'S REGIONAL HEALTH CENTER

Contact Person: Tom Thompson
Telephone Number: 218.847.0888
1027 Washington Avenue
Detroit Lakes, MN 56501
E-Mail Address: tthompson@smrhc.com

102. ST. OLAF'S COMMUNITY CAMPUS

Contact Person: Beth Sutton
Telephone Number: 612.287.3542
2912 Fremont Avenue North
Minneapolis, MN 55411
E-Mail Address:
bsutton@stolafcommunities.org

103. STEP, INC.

Contact Person: Sue Eisenmenger
Telephone Number: 507.238.4341
411 South State Street, P.O. Box 110
Fairmont, MN 56031
E-Mail Address:
seisenmenger@stepinc.org

104. STEVENS COUNTY DAC

Contact Person: Emmy Kvatum
Telephone Number: 320.589.3020
203 Green River Road, P. O. Box 25
Morris, MN 56267
E-Mail Address:
ekvatum@hometownsolutions.net

105. SWIFT COUNTY DAC

Contact Person: Emmy Kvatum
Telephone Number: 320.843.4201
2105 Minnesota Avenue
Benson, MN 56215
E-Mail Address:
scdac3@embarqmail.com

**106. TRANSIT PLUS OF PARMLY
LIFEPOINTES**

Contact Person: Tom Henderson
Telephone Number: 651.257.7327
28210 Old Towne Road
Chisago City, MN 55013
E-Mail Address:
tomhenderson@ecumen.org

107. UDAC, INC.

Contact Person: Roberta Lenz
Telephone Number: 218.722.5867
500 East 10th Street
Duluth, MN 55805
E-Mail Address: blenz@udac.org

**108. UNIVERSITY GOOD SAMARITAN
CENTER**

Contact Person: Charles Huyink
Telephone Number: 612.305.2256
22 - 27th Avenue S.E.
Minneapolis, MN 55414
E-Mail Address: chuyink@good-sam.com

109. VALLEY VIEW HEALTHCARE & REHAB

Contact Person: Connie Edwards
Telephone Number: 507.896.3125
510 East Cedar Street
Houston, MN 55943
E-Mail Address: cedwards@acegroup.cc

110. VOLUNTEERS OF AMERICA

Contact Person: Robbie Kress
Telephone Number: 612.332.9544
3612 Bryant Avenue South
Minneapolis, MN 55409
E-Mail Address: rkress@voamn.org

111. WADENA COUNTY DAC, INC.

Contact Person: Sylvia Silvers
Telephone Number: 218.837.5182
305 S.W. 5th Street, P.O. Box 235
Sebeka, MN 56477
E-Mail Address: wcdac@wcta.net

**112. WHITE BEAR LAKE AREA SENIOR
PROGRAM/ISD #624**

Contact Person: Barb Green
Telephone Number: 651.653.3126
2484 East County Road F
White Bear Lake, MN 55110
E-Mail Address:
bigree@wbl.whitebear.k12.mn.us

113. WINONA COUNTY DAC, INC.

Contact Person: Mary Hewett
Telephone Number: 507.452.1798
1721 West Service Drive
Winona, MN 55987
E-Mail Address: maryh@winonadac.org

114. WINONA ORC INDUSTRIES, INC.

Contact Person: Judy Foster-Lupkin
Telephone Number: 507.452.1855
1053 East Mark Street
Winona, MN 55987
E-Mail Address:
jfoster-lupkin@winonaorc.org

Greater Minnesota Transit Systems – 2008 Actual Operating Costs

(unaudited amounts)

Operating costs for Greater Minnesota transit systems are categorized by urbanized, elderly and disabled, small urban, and rural systems.

Table I. Greater Minnesota Transit Systems –Total

	Total Costs	Federal Share	State Share	MVST	Local Share
Urbanized	\$22,500,629	\$ 2,434,946	\$ 9,775,731	\$3,068,113	\$ 7,221,839
Elderly & Handicapped	\$ 4,319,539	\$0	\$ 526,781	\$1,962,359	\$ 1,830,399
Small Urban	\$ 4,240,296	\$ 1,285,242	\$ 707,296	\$1,117,090	\$ 1,130,668
Rural	\$24,597,352	\$ 7,034,891	\$ 7,464,196	\$3,512,055	\$ 6,586,210
Total	\$55,657,816	\$10,755,079	\$18,474,004	\$9,659,617	\$16,769,116

Table I.a Urbanized Systems

	Total Costs	Federal Share	State Share	MVST	Local Share
Duluth Transit Authority RR	\$10,782,136	\$ 627,981	\$6,055,459	\$1,451,910	\$2,646,786
East Grand Forks, City of – RR	\$ 207,863	\$ 49,792	\$ 74,008	\$ 36,200	\$ 47,863
La Crescent Apple Express	\$ 199,558	\$ 37,268	\$ 60,348	\$ 28,544	\$ 73,398
Moorhead, City of (MAT)	\$ 1,375,784	\$ 233,329	\$ 535,655	\$ 224,856	\$ 381,944
Rochester Public Transit - RR	\$ 4,530,471	\$ 740,433	\$1,070,328	\$ 529,479	\$2,190,231
St. Cloud Metropolitan Transit Commission RR	\$ 5,404,817	\$ 746,143	\$1,979,933	\$ 797,124	\$1,881,617
Total	\$22,500,629	\$2,434,946	\$9,775,731	\$3,068,113	\$7,221,839

Table I.b Elderly & Handicapped Systems

	Total Costs	Federal Share	State Share	MVST	Local Share
Duluth Transit Authority-Stride	\$ 655,882	\$0	\$ 303,641	\$ 78,009	\$ 274,232
East Grand Forks, City of (DAR)	\$ 43,000	\$0	\$ 28,767	\$ 7,783	\$ 6,450
Moorhead, City of (DAR)	\$ 324,000	\$0	\$ 114,800	\$ 31,060	\$ 178,140
Rochester, City of (DAR)	\$ 648,340	\$0	\$ 382,534	\$103,496	\$ 162,310
St. Cloud Metropolitan Transit Commission (DAR)	\$2,648,317	\$0	\$1,132,617	\$306,433	\$1,209,267
Total	\$4,319,539	\$0	\$1,962,359	\$526,781	\$1,830,399

Table I.c Small Urban Systems

	Total Costs	Federal Share	State Share	MVST	Local Share
Albert Lea Transit	\$ 246,722	\$ 66,354	\$ 77,131	\$ 41,956	\$ 61,281
Benson Heartland Express	\$ 170,063	\$ 53,788	\$ 39,062	\$ 27,150	\$ 50,063
Faribault Flyer	\$ 170,111	\$ 58,941	\$ 40,594	\$ 29,105	\$ 41,471
Granite Falls Heartland Express	\$ 106,885	\$ 28,838	\$ 25,511	\$ 15,892	\$ 36,644
Greater Mankato Transit System	\$1,297,033	\$ 363,724	\$ 363,477	\$212,639	\$ 357,193
Hibbing Area Transit	\$ 227,000	\$ 87,688	\$ 50,968	\$ 40,544	\$ 47,800
Le Sueur Heartland Express	\$ 200,619	\$ 67,755	\$ 53,160	\$ 33,485	\$ 46,219
Montevideo Heartland Express	\$ 107,638	\$ 44,658	\$ 27,023	\$ 20,960	\$ 14,997
Morris Transit	\$ 325,246	\$ 114,215	\$ 81,833	\$ 60,671	\$ 68,527
Northfield Transit	\$ 330,930	\$ 90,174	\$ 98,312	\$ 55,115	\$ 87,329
St. Peter Transit	\$ 274,229	\$ 80,094	\$ 64,256	\$ 42,209	\$ 87,670
Stewartville Heartland Express	\$ 68,443	\$ 22,306	\$ 16,933	\$ 11,494	\$ 17,710
Virginia Dial-A-Ride	\$ 236,073	\$ 71,732	\$ 56,215	\$ 37,413	\$ 70,713
Winona Transit Services	\$ 479,304	\$ 134,975	\$ 122,615	\$ 78,663	\$ 143,051
Total	\$4,240,296	\$1,285,242	\$1,117,090	\$707,296	\$1,130,668

Greater Minnesota Transit Systems – 2008 Actual Operating Costs Continued

(unaudited amounts)

Table I.d Rural Systems

	Total Costs	Federal Share	State Share	MVST	Local Share
Arrowhead Transit	\$ 3,943,618	\$1,271,476	\$1,604,174	\$ 396,850	\$ 671,118
Austin-Mower County Area Transit	\$ 575,032	\$ 148,979	\$ 180,838	\$ 89,233	\$ 155,982
Becker County Transit	\$ 302,504	\$ 92,434	\$ 110,942	\$ 55,024	\$ 44,104
Brainerd and Crow Wing Public Transit	\$ 835,835	\$ 218,768	\$ 169,252	\$ 104,980	\$ 342,835
Brown County Heartland Express	\$ 584,403	\$ 218,768	\$ 169,252	\$ 104,980	\$ 91,403
Chisago-Isanti County Heartland Express	\$ 1,022,233	\$ 316,219	\$ 239,318	\$ 150,302	\$ 316,394
Clay County Rural Transit	\$ 261,349	\$ 90,716	\$ 93,388	\$ 44,291	\$ 32,954
Cottonwood County Transit	\$ 119,495	\$ 35,404	\$ 42,434	\$ 19,997	\$ 21,660
Dawson Heartland Express	\$ 84,683	\$ 30,420	\$ 23,435	\$ 14,571	\$ 16,257
FAR North Public Transit	\$ 256,598	\$ 105,452	\$ 83,206	\$ 51,042	\$ 16,898
Faribault County Prairie Express	\$ 191,392	\$ 62,918	\$ 44,724	\$ 29,123	\$ 54,627
Fosston Transit	\$ 84,638	\$ 24,634	\$ 23,534	\$ 13,032	\$ 23,438
Grant County Alpha Transit	\$ 152,495	\$ 22,690	\$ 57,590	\$ 21,720	\$ 50,495
Hubbard County Heartland Express	\$ 228,406	\$ 42,535	\$ 78,386	\$ 42,535	\$ 64,950
Kandiyohi Area Transit	\$ 1,048,990	\$ 350,662	\$ 293,585	\$ 174,303	\$ 230,440
Lincoln County Heartland Express	\$ 208,248	\$ 60,613	\$ 49,170	\$ 29,702	\$ 68,763
Mahnomen County Heartland Express	\$ 182,251	\$ 60,975	\$ 44,058	\$ 28,417	\$ 48,801
Martin County Express	\$ 509,291	\$ 145,544	\$ 159,855	\$ 82,627	\$ 121,265
Meeker County Public Transit	\$ 605,049	\$ 44,929	\$ 172,496	\$ 58,825	\$ 328,799
Mille Lacs Public Transit	\$ 234,781	\$ 43,754	\$ 90,046	\$ 36,200	\$ 64,781
Murray County Heartland Express	\$ 99,094	\$ 29,877	\$ 25,382	\$ 14,951	\$ 28,884
Paul Bunyan Transit	\$ 766,328	\$ 264,601	\$ 233,804	\$ 134,845	\$ 133,078
Pine River Ride with Us Bus	\$ 73,251	\$ 28,612	\$ 17,817	\$ 12,561	\$ 14,261
Pipestone County Transit	\$ 376,230	\$ 106,265	\$ 96,308	\$ 54,807	\$ 118,850
Prairie Five Rides	\$ 783,762	\$ 182,653	\$ 226,842	\$ 110,790	\$ 263,477
Prairieland Transit	\$ 314,766	\$ 96,909	\$ 86,063	\$ 49,504	\$ 82,290
Rainbow Rider Transit	\$ 1,393,145	\$ 273,653	\$ 382,319	\$ 168,528	\$ 568,645
Red Lake Transit	\$ 173,512	\$ 77,500	\$0	\$0	\$ 96,012
Renville County Heartland Express	\$ 411,195	\$ 69,066	\$ 123,473	\$ 52,092	\$ 166,564
RiverRider Public Transit System	\$ 818,597	\$ 303,654	\$ 291,756	\$ 161,090	\$ 62,097
Rock County Heartland Express	\$ 289,678	\$ 100,073	\$ 89,923	\$ 51,404	\$ 48,278
SEMCAAC Transportation	\$ 224,578	\$ 54,602	\$ 87,494	\$ 38,444	\$ 44,038
Steele County Area Transit	\$ 383,620	\$ 108,118	\$ 137,003	\$ 66,318	\$ 72,181
Three Rivers Hiawathaland Transit	\$ 907,417	\$ 307,631	\$ 261,019	\$ 153,850	\$ 184,917
Trailblazer Transit	\$ 1,406,805	\$ 317,033	\$ 326,144	\$ 174,013	\$ 589,615
Transit Alternatives	\$ 756,592	\$ 248,916	\$ 213,831	\$ 125,198	\$ 168,647
Tri-CAP Transit Connection	\$ 963,174	\$ 300,128	\$ 291,268	\$ 160,004	\$ 211,774
Tri-Valley Heartland Express Bus	\$ 816,654	\$ 304,196	\$ 234,349	\$ 145,705	\$ 132,404
Wadena County Friendly Rider Transit	\$ 327,716	\$ 135,374	\$ 107,060	\$ 62,717	\$ 22,565
Watsonwan Take Me There	\$ 319,421	\$ 61,065	\$ 74,608	\$ 36,707	\$ 147,041
Western Community Transit	\$ 1,560,525	\$ 277,076	\$ 428,050	\$ 190,774	\$ 664,625
Totals	\$24,597,352	\$7,034,891	\$7,464,196	\$3,512,055	\$6,586,210

Greater Minnesota Transit Systems – 2009 Estimated Operating Costs

Operating costs for Greater Minnesota transit systems are categorized by urbanized, elderly and disabled, small urban, and rural systems.

Table II. Greater Minnesota Transit Systems –Total

	Total Costs	Federal Share	State Share	MVST	Local Share
Urbanized	\$21,478,689	\$ 2,452,200	\$ 6,749,760	\$ 5,962,200	\$ 6,314,529
Elderly and Handicapped	\$ 4,252,511	\$0	\$ 1,416,605	\$ 1,251,800	\$ 1,584,106
Small Urban	\$ 4,083,852	\$ 1,147,720	\$ 1,065,800	\$ 943,600	\$ 926,732
Rural	\$25,126,069	\$ 6,751,280	\$ 6,819,830	\$ 6,028,500	\$ 5,526,459
Total	\$54,941,121	\$10,351,200	\$16,051,995	\$14,186,100	\$14,351,826

Table II.a Urbanized Systems

	Total Costs	Federal Share	State Share	MVST	Local Share
Duluth Transit Authority - RR	\$10,421,878	\$ 627,900	\$3,642,700	\$3,217,400	\$2,933,878
East Grand Forks, City of – RR	\$ 220,175	\$ 67,300	\$ 51,360	\$ 45,500	\$ 56,015
La Crescent Apple Express	\$ 259,469	\$ 37,200	\$ 50,780	\$ 44,900	\$ 126,589
Moorhead, City of (MAT)	\$ 1,328,500	\$ 233,300	\$ 440,120	\$ 388,900	\$ 266,180
Rochester Public Transit - RR	\$ 4,463,477	\$ 740,400	\$ 962,800	\$ 850,400	\$1,909,877
St. Cloud Metropolitan Transit Commission RR	\$ 4,785,190	\$ 746,100	\$1,602,000	\$1,415,100	\$1,021,990
Total	\$21,478,689	\$2,452,200	\$6,749,760	\$5,962,200	\$6,314,529

Table II.b Elderly and Disabled Systems

	Total Costs	Federal Share	State Share	MVST	Local Share
Duluth Transit Authority - Stride	\$ 633,100	\$0	\$ 236,300	\$ 208,900	\$ 187,870
East Grand Forks, City of - DAR	\$ 41,794	\$0	\$ 19,575	\$ 17,400	\$ 4,819
Moorhead, City of - Paratransit	\$ 322,837	\$0	\$ 90,960	\$ 80,400	\$ 151,477
Rochester, City of - DAR	\$ 615,654	\$0	\$ 268,240	\$ 237,000	\$ 110,414
St. Cloud Metropolitan Transit Commission - DAR	\$2,639,126	\$0	\$ 801,500	\$ 708,100	\$1,129,526
Total	\$4,252,511	\$0	\$1,416,605	\$1,251,800	\$1,584,106

Table II.c Small Urban Systems

	Total Costs	Federal Share	State Share	MVST	Local Share
Albert Lea Transit	\$ 241,743	\$ 59,240	\$ 70,860	\$ 62,700	\$ 48,943
Benson Heartland Express	\$ 159,400	\$ 48,560	\$ 41,860	\$ 37,100	\$ 31,880
Faribault Flyer	\$ 168,623	\$ 54,320	\$ 42,680	\$ 37,800	\$ 33,823
Granite Falls Heartland Express	\$ 95,768	\$ 28,240	\$ 25,140	\$ 22,300	\$ 20,088
Greater Mankato Transit System	\$1,316,301	\$ 327,600	\$ 355,800	\$315,000	\$317,901
Hibbing Area Transit	\$ 238,513	\$ 83,240	\$ 56,640	\$ 50,200	\$ 48,433
Le Sueur Heartland Express	\$ 227,463	\$ 76,720	\$ 55,320	\$ 49,000	\$ 46,423
Montevideo Heartland Express	\$ 131,589	\$ 40,960	\$ 29,480	\$ 26,200	\$ 34,949
Morris Transit	\$ 366,000	\$ 115,720	\$ 93,220	\$ 82,500	\$ 74,560
Northfield Transit	\$ 318,505	\$ 94,040	\$ 84,180	\$ 74,500	\$ 65,785
St. Peter Transit	\$ 277,238	\$ 73,040	\$ 64,240	\$ 56,800	\$ 83,158
Stewartville Heartland Express	\$ 67,876	\$ 18,880	\$ 18,200	\$ 16,200	\$ 14,596
Winona Transit Service	\$ 474,833	\$ 127,160	\$ 128,180	\$113,300	\$106,193
Total	\$4,083,852	\$1,147,720	\$1,065,800	\$943,600	\$926,732

Greater Minnesota Transit Systems – 2009 Estimated Operating Costs Continued

Operating costs for Greater Minnesota transit systems are categorized by urbanized, elderly and disabled, small urban, and rural systems.

Table II.d Rural Systems

	Total Costs	Federal Share	State Share	MVST	Local Share
Arrowhead Transit	\$ 4,243,952	\$1,234,000	\$1,259,300	\$1,112,400	\$ 638,252
Austin-Mower County Area Transit	\$ 543,737	\$ 131,800	\$ 163,575	\$ 144,500	\$ 103,862
Becker County Transit	\$ 348,227	\$ 89,600	\$ 93,960	\$ 83,000	\$ 81,667
Brainerd and Crow Wing Public Transit	\$ 841,550	\$ 276,000	\$ 233,175	\$ 206,100	\$ 126,275
Brown County Heartland Express	\$ 602,000	\$ 205,200	\$ 161,800	\$ 143,000	\$ 92,000
Chisago-Isanti County Heartland Express	\$ 938,689	\$ 291,720	\$ 234,685	\$ 207,400	\$ 204,884
Clay County Rural Transit	\$ 163,357	\$ 38,400	\$ 33,700	\$ 29,900	\$ 61,357
Cottonwood County Transit	\$ 125,810	\$ 37,520	\$ 36,810	\$ 32,600	\$ 18,880
Dawson Heartland Express	\$ 84,850	\$ 28,320	\$ 23,160	\$ 20,600	\$ 12,770
FAR North Public Transit	\$ 299,035	\$ 98,520	\$ 82,630	\$ 73,000	\$ 44,885
Faribault County Prairie Express	\$ 174,886	\$ 58,600	\$ 43,025	\$ 39,900	\$ 33,361
Fosston Transit	\$ 98,192	\$ 22,840	\$ 21,540	\$ 19,200	\$ 34,612
Grant County Alpha Transit	\$ 159,379	\$ 31,640	\$ 39,440	\$ 35,000	\$ 53,299
Hubbard County Heartland Express	\$ 242,560	\$ 69,920	\$ 72,305	\$ 63,900	\$ 36,435
Kandiyohi Area Transit	\$ 1,000,250	\$ 316,800	\$ 283,100	\$ 250,100	\$ 150,250
Lincoln County Heartland Express	\$ 224,576	\$ 53,120	\$ 48,410	\$ 42,800	\$ 80,246
Mahnomen County Heartland Express	\$ 175,511	\$ 55,760	\$ 44,130	\$ 39,000	\$ 36,621
Martin County Express	\$ 479,245	\$ 140,880	\$ 141,440	\$ 125,000	\$ 71,925
Meeker County Public Transit	\$ 639,132	\$ 57,240	\$ 142,860	\$ 126,300	\$ 312,732
Murray County Heartland Express	\$ 98,223	\$ 27,320	\$ 24,350	\$ 21,600	\$ 24,953
Paul Bunyan Transit	\$ 799,325	\$ 246,520	\$ 229,785	\$ 203,100	\$ 119,920
Pine River Ride With Us Bus	\$ 72,667	\$ 26,480	\$ 18,475	\$ 16,500	\$ 11,212
Pipestone County Transit	\$ 317,375	\$ 92,800	\$ 93,680	\$ 82,800	\$ 48,095
Prairie Five Rides	\$ 693,939	\$ 150,440	\$ 208,270	\$ 184,100	\$ 151,129
Prairieland Transit	\$ 287,105	\$ 85,040	\$ 84,395	\$ 74,600	\$ 43,070
Rainbow Rider Transit	\$ 1,449,537	\$ 185,720	\$ 421,280	\$ 372,200	\$ 470,337
Red Lake Transit	\$ 143,771	\$ 82,400	\$0	\$0	\$ 61,371
Renville County Heartland Express	\$ 388,545	\$ 65,760	\$ 101,480	\$ 89,800	\$ 131,505
RiverRider Public Transit System	\$ 925,745	\$ 290,120	\$ 263,725	\$ 233,000	\$ 138,900
Rock County Heartland Express	\$ 300,263	\$ 86,200	\$ 88,095	\$ 77,900	\$ 48,068
SEMCAC Transportation	\$ 224,350	\$ 51,400	\$ 73,855	\$ 65,400	\$ 33,695
Steele County Area Transit	\$ 419,718	\$ 102,760	\$ 120,005	\$ 106,100	\$ 90,853
Three Rivers Hiawathaland Transit	\$ 897,625	\$ 274,840	\$ 259,120	\$ 229,000	\$ 134,665
Timber Trails Public Transit	\$ 492,666	\$ 172,360	\$ 130,750	\$ 115,600	\$ 73,956
Trailblazer Transit	\$ 1,491,993	\$ 292,400	\$ 321,300	\$ 283,900	\$ 594,393
Transit Alternatives	\$ 760,351	\$ 229,960	\$ 205,005	\$ 180,200	\$ 145,186
Tri-CAP Transit Connection	\$ 919,015	\$ 300,480	\$ 255,170	\$ 225,500	\$ 137,865
Tri-Valley Heartland Express Bus	\$ 841,928	\$ 277,320	\$ 231,190	\$ 204,300	\$ 129,118
Wadena County Friendly Rider Transit	\$ 360,250	\$ 123,120	\$ 97,150	\$ 85,900	\$ 54,080
Watsonwan Take Me There	\$ 304,706	\$ 55,040	\$ 67,795	\$ 60,000	\$ 121,871
Western Community Transit	\$ 1,552,034	\$ 294,920	\$ 365,910	\$ 323,300	\$ 567,904
Total	\$25,126,069	\$6,751,280	\$6,819,830	\$6,028,500	\$5,526,459

Greater Minnesota Transit Systems – 2009 Estimated Capital Costs

Table III. 2009 Small Urban and Rural Transit

Transit System	Item	Total Cost	Federal Share	State Share	Local Share
Albert Lea Transit	1 Bus	\$ 62,000	\$ 49,600	\$0	\$ 12,400
Austin-Mower County Area Transit	1 Bus	\$ 62,000	\$ 49,600	\$0	\$ 12,400
Benson Heartland Express	1 Bus	\$ 62,000	\$ 49,600	\$0	\$ 12,400
Brainerd & Crow Wing Public Transit	2 Buses	\$ 175,000	\$ 140,000	\$0	\$ 35,000
Brown County Heartland Express	1 Bus	\$ 62,000	\$ 49,600	\$0	\$ 12,400
Chisago-Isanti County Heartland Express	2 Buses	\$ 128,000	\$ 102,400	\$0	\$ 25,600
FAR North Public Transit	1 Bus	\$ 62,000	\$ 49,600	\$0	\$ 12,400
Greater Mankato Transit System	1 Bus	\$ 334,000	\$ 267,200	\$0	\$ 66,800
Hubbard County Heartland Express	1 Bus	\$ 62,000	\$ 49,600	\$0	\$ 12,400
Kandiyohi Area Transit	1 Bus	\$ 62,000	\$ 49,600	\$0	\$ 12,400
Mahnomen County Heartland Express	1 Bus	\$ 62,000	\$ 49,600	\$0	\$ 12,400
Martin County Express	1 Bus	\$ 64,000	\$ 51,200	\$0	\$ 12,800
Meeker County Public Transit	1 Bus	\$ 62,000	\$ 49,600	\$0	\$ 12,400
Morris Transit	1 Bus	\$ 62,000	\$ 49,600	\$0	\$ 12,400
Northfield Transit	1 Bus	\$ 62,000	\$ 49,600	\$0	\$ 12,400
Northfield Transit	Facility Improvements	\$ 100,000	\$0	\$80,000	\$ 20,000
Paul Bunyan Transit	2 Buses	\$ 124,000	\$ 99,200	\$0	\$ 24,800
Prairie Five Rides	2 Buses	\$ 124,000	\$ 99,200	\$0	\$ 24,800
Rainbow Rider Transit	4 Buses	\$ 248,000	\$ 198,400	\$0	\$ 49,600
RiverRider Public Transit System	1 Bus	\$ 111,000	\$ 88,800	\$0	\$ 22,200
Steele County Area Transit	1 Bus	\$ 64,000	\$ 51,200	\$0	\$ 12,800
Three Rivers Hiawathaland Transit	2 Buses	\$ 111,000	\$ 88,800	\$0	\$ 22,200
Trailblazer Transit	3 Buses	\$ 186,000	\$ 148,800	\$0	\$ 37,200
Transit Alternatives	2 Buses	\$ 175,000	\$ 140,000	\$0	\$ 35,000
Tri-CAP Transit Connection	1 Bus	\$ 64,000	\$ 51,200	\$0	\$ 12,800
Tri-Valley Heartland Express Bus	1 Bus	\$ 62,000	\$ 49,600	\$0	\$ 12,400
Wadena County Friendly Rider	1 Bus	\$ 64,000	\$ 51,200	\$0	\$ 12,800
Watonwan Take Me There (TMT)	1 Bus	\$ 64,000	\$ 51,200	\$0	\$ 12,800
Western Community Transit	2 Buses	\$ 128,000	\$ 102,400	\$0	\$ 25,600
Winona Transit Service	4 Buses	\$ 720,000	\$ 576,000	\$0	\$144,000
Total		\$3,728,000	\$2,902,400	\$80,000	\$745,600

Greater Minnesota Transit Systems – 2009 ARRA* Projects

*American Recovery and Reinvestment Act

Table IV. Greater Minnesota Transit Systems – 2009 ARRA Funding

	Total Costs
5311 Vehicles	\$ 4,251,000
5311(f) Vehicles	\$ 2,850,000
5311 Facilities	\$ 4,250,000
Urbanized Capital Projects	\$11,326,804
Other	\$ 2,379,588
Total	\$25,057,392

Table IV.a 5311 Vehicles

District	System	Project	Cost
1	Arrowhead Transit	Purchase 15 Buses	\$1,026,000
2	Hubbard County Heartland Express	Purchase 1 Bus	\$ 64,000
2	Paul Bunyan Transit	Purchase 1 Bus	\$ 114,000
2	Tri-Valley Heartland Express Bus	Purchase 2 Buses	\$ 178,000
3	Brainerd & Crow Wing Public Transit	Purchase 1 Bus	\$ 66,000
3	Chisago-Isanti County Heartland Express	Purchase 2 Buses	\$ 132,000
3	RiverRider Public Transit System	Purchase 2 Buses	\$ 246,000
3	Timber Trails Transit	Purchase 1 Bus	\$ 66,000
3	Tri-CAP Transit Connection	Purchase 1 Bus	\$ 66,000
4	Becker County Transit	Purchase 1 Bus	\$ 64,000
4	Clay County Rural Transit	Purchase 1 Bus	\$ 64,000
4	Rainbow Rider Transit	Purchase 3 Buses	\$ 242,000
4	Transit Alternatives	Purchase 1 Bus	\$ 64,000
6	Albert Lea Transit	Purchase 1 Bus	\$ 64,000
6	Austin-Mower County Area Transit	Purchase 2 Buses	\$ 128,000
6	Faribault Flyer	Purchase 1 Bus	\$ 64,000
6	Three Rivers Hiawathaland Transit	Purchase 1 Bus	\$ 68,000
6	Winona Transit Service	Purchase 1 Bus	\$ 191,000
7	Faribault County Prairie Express	Purchase 1 Bus	\$ 64,000
7	Greater Mankato Transit System	Purchase 2 Large Buses	\$ 700,000
7	Le Sueur Heartland Express	Purchase 1 Bus	\$ 64,000
7	Martin County Express	Purchase 1 Bus	\$ 66,000
7	Prairieland Transit	Purchase 1 Bus	\$ 64,000
7	Rock County Heartland Express	Purchase 1 Bus	\$ 66,000
7	Western Community Transit	Purchase 1 Bus	\$ 64,000
8	Kandiyohi Area Transit	Purchase 1 Bud	\$ 64,000
8	Lincoln County Heartland Express	Purchase 1 Bus	\$ 64,000
8	Pipestone County Transit	Purchase 1 Bus	\$ 64,000
8	Western Community Transit	Purchase 1 Bus	\$ 64,000
Total			\$4,251,000

Greater Minnesota Transit Systems – 2009 ARRA* Funding

*American Recovery and Reinvestment Act

Table IV.b 5311(f) Intercity Bus Vehicles

System	Project	Cost
Jefferson Lines	Purchase 5 Motor Coaches	\$2,650,000
Jefferson Lines	Purchase 3 Mid-Sized Buses	\$ 200,000
Total		\$2,850,000

Table IV.c 5311 Facilities

District	System	Project	Costs
2	Paul Bunyan Transit	Construct Transit Garage in Bemidji	\$1,000,000
6	Austin-Mower County Area Transit	Transit Facility Improvements in Austin	\$ 250,000
6	Three Rivers Hiawathaland Transit	Construct Transit Garage in Red Wing	\$ 500,000
8	Trailblazer Transit	Construct Transit Garage in Glencoe	\$2,500,000
Total			\$4,250,000

Table IV.d Urbanized Capital Projects

District	System	Project	Cost
1	Duluth Transit Authority	Bus and Bus Related Facilities	\$ 3,291,004
2	East Grand Forks Transit	Bus and Bus Related Facilities	\$ 159,770
3	St. Cloud Metro Bus	Bus and Bus Related Facilities	\$ 3,159,857
4	Moorhead Metropolitan Area Transit	Bus and Bus Related Facilities	\$ 1,158,840
6	La Crescent Apple Express	Bus and Bus Related Facilities	\$ 92,720
6	Rochester Public Transit	Bus and Bus Related Facilities	\$ 3,464,613
Total			\$11,326,804

Table IV.e Other

System	Cost
Metropolitan Council Non-Urbanized Projects	\$1,600,000
Greater Minnesota ITS Program	\$ 379,588
Program Administration	\$ 400,000
Total	\$2,379,588

Metropolitan Area Transit Systems – 2008 Actual Operating Costs

Table V. Metro Area Transit Systems – Total

	Total Costs	Federal Share	State Share	Local Share
Metropolitan Council Transit Systems	\$295,880,733	\$21,951,223	\$184,422,183	\$89,507,329
Suburban Transit Providers	\$34,555,918	\$107,441	\$24,427,357	\$10,021,120
Community-Based Dial-A-Ride Providers	\$11,563,872	\$229,400	\$ 7,340,817	\$ 3,993,655
Other Independent Providers	\$ 5,921,834	\$702,005	\$0	\$ 5,219,829
Total	\$347,922,357	\$22,990,069	\$216,190,357	\$108,741,933

Table V.a Metropolitan Council Transit Systems

	Total Costs	Federal Share	State Share	Local Share
Metro Transit – Fixed Bus Routes	\$226,330,972	\$12,446,058	\$142,790,776	\$71,094,138
Metro Transit – Light Rail Transit	\$23,697,504	\$0	\$9,035,439	\$14,662,065
Metro Mobility	\$31,195,147	\$4,807,848	\$24,172,588	\$2,214,711
Metropolitan Council Contracted Services	\$14,657,110	\$4,697,317	\$8,423,380	\$1,536,415
Total	\$295,880,733	\$21,951,223	\$184,422,183	\$89,507,329

Table V.b Suburban Transit Providers

	Total Costs	Federal Share	State Share	Local Share
Anoka County Traveler	\$ 1,515,462	\$0	\$ 1,515,462	\$0
City of Prior Lake	\$ 461,422	\$0	\$ 461,422	\$0
Maple Grove Transit	\$ 3,800,126	\$0	\$ 2,692,078	\$ 1,108,048
Minnesota Valley Transit Authority	\$15,260,167	\$ 53,417	\$ 9,951,399	\$ 5,255,351
Plymouth Metrolink	\$ 4,041,779	\$0	\$ 2,943,994	\$ 1,097,785
Shakopee Transit	\$ 967,824	\$0	\$ 720,825	\$ 246,999
SouthWest Transit	\$ 8,509,138	\$ 54,024	\$ 6,142,177	\$ 2,312,937
Total	\$34,555,918	\$107,441	\$24,427,357	\$10,021,120

Table V.c Community-Based Dial-A-Ride Providers

	Total Costs	Federal Share	State Share	Local Share
Anoka County	\$ 1,612,615	\$0	\$1,046,488	\$ 566,127
Carver Area Rural Transit	\$ 636,097	\$ 88,100	\$ 343,954	\$ 204,043
DARTS	\$ 3,725,886	\$0	\$2,661,170	\$1,064,716
Hastings TRAC	\$ 402,242	\$ 42,600	\$ 250,841	\$ 108,801
Hopkins Hop-A-Ride	\$ 354,158	\$0	\$ 323,400	\$ 30,758
H.S.I. Transporter	\$ 1,441,697	\$0	\$ 841,636	\$ 600,061
Lake Area Bus	\$ 516,116	\$0	\$ 481,265	\$ 34,851
Northeast Suburban Transit	\$ 277,548	\$0	\$ 177,000	\$ 100,548
PRISM Express	\$ 368,545	\$0	\$ 187,000	\$ 181,545
Scott County Transit	\$ 2,194,971	\$ 98,700	\$1,012,992	\$1,083,279
S.T.E.P. Transportation	\$ 33,997	\$0	\$ 15,071	\$ 18,926
Total	\$11,563,872	\$229,400	\$7,340,817	\$3,993,655

Table V.d Other Independent Providers

	Total Costs	Federal Share	State Share	Local Share
Northstar Commuter Coach	\$ 879,747	\$0	\$0	\$ 879,747
Ramsey Star Express	\$ 353,299	\$282,583	\$0	\$ 70,716
University of Minnesota Fixed Route	\$4,547,755	\$419,422	\$0	\$4,128,333
University of Minnesota Paratransit	\$ 141,033	\$0	\$0	\$ 141,033
Total	\$5,921,834	\$702,005	\$0	\$5,219,829

2008 Metropolitan Area Transit Actual Capital Costs

Table VI. 2008 Section 5307, 5309, STP, and CMAQ Actual Capital Costs

Transit System	Federal Item	Total	Federal Share	State Share	Other
NCDA	Northstar Commuter Coach	\$95,586	\$0	\$0	\$95,586
Washington County	Forest Lake Park and Pool Facility	\$21,200	\$0	\$21,200	\$0
Ramsey County	Union Depot Renovation	\$3,986,938	\$486,938	\$3,500,000	\$0
SouthWest	Garage Improvements	\$139,389	\$0	\$0	\$139,389
SouthWest	S.W. Station DS	\$288,412	\$91,164	\$0	\$197,248
SouthWest	State Debt COP	\$400,000	\$0	\$0	\$400,000
SouthWest	Facility Repairs	\$142,383	\$0	\$0	\$142,383
SouthWest	S.W. Station Ramp Maintenance	\$50,000	\$0	\$0	\$50,000
SouthWest	Midlife Overhauls	\$12,629	\$0	\$0	\$12,629
SouthWest	2004 NTD Project	\$263,009	\$0	\$0	\$263,009
U of M	NTD Project	\$419,422	\$419,422	\$0	\$0
Dakota County	Cedar Avenue BRT Project Management	\$58,105	\$0	\$58,105	\$0
MVTA/Dakota County	Cedar Avenue BRT Bus Shoulder Lanes	\$474,396	\$308,968	\$165,428	\$0
MVTA	Cedar Avenue BRT Apple Valley Transit Station	\$1,536,996	\$0	\$706,996	\$830,000
MVTA	Garage Debt COP	\$400,000	\$0	\$0	\$400,000
MVTA	Camera	\$162,500	\$0	\$0	\$162,500
MVTA	Bus Technology	\$39,288	\$0	\$0	\$39,288
MVTA	Large Bus Replacement	\$240,393	\$0	\$0	\$240,393
MVTA	Repairs	\$207,000	\$0	\$0	\$207,000
MVTA	Bluebird Replacement	\$60,380	\$0	\$0	\$60,380
Met Council	Regional Bus Equipment	\$153,508	\$20,000	\$0	\$133,508
Met Council	Replacement Bus Purchase	\$433,123	\$0	\$0	\$433,123
Met Council	Regional Fleet Expansion	\$144,000	\$115,000	\$0	\$28,000
Met Council	Bus Purchase	\$7,391	\$0	\$0	\$7,391
Met Council	Regional Midlife Overhauls	\$648,934	\$0	\$0	\$648,934
Met Council	Small Bus Replacement	\$470,655	\$0	\$0	\$470,655
Met Council	Fleet Rehab, Repairs and Maintenance	\$35,968	\$0	\$0	\$35,968
Met Council	Hiawatha Land Assembly	\$980,000	\$0	\$0	\$980,000
Metro Mobility	Dispatch System	\$16,084	\$0	\$0	\$16,084
Metro Mobility	Radios	\$59,295	\$0	\$0	\$59,295
Metro Mobility	Fleet Rehab	\$1,840	\$0	\$0	\$1,840
Metro Mobility	Bus Replacement	\$212,057	\$0	\$0	\$212,057
Metro Mobility	Dem Vehicle Replacement	\$2,369,136	\$0	\$0	\$2,369,136
Metro Mobility	Mobility Replacement	\$1,072,630	\$0	\$0	\$1,072,630
Metro Transit	Bike Racks (Transit Enhancements)	\$63,925	\$63,925	\$0	\$0
Metro Transit	2003 Replace 30 40-ft. Buses	\$830	\$664	\$0	\$166
Metro Transit	2003 Fleet Replacement 25 Articulated Buses	\$24,095	\$19,276	\$0	\$4,819
Metro Transit	2003 Tire Lease	\$1,306,985	\$1,045,588	\$0	\$261,397
Metro Transit	Bus Replacements – Articulated	\$3,248,176	\$2,598,541	\$0	\$649,635
Metro Transit	Engine Purchase and Rebuild	\$640,173	\$512,138	\$0	\$128,035
Metro Transit	Purchase 40' Buses – Fleet Growth	\$2,701,779	\$2,161,423	\$0	\$540,356
Metro Transit	Bus Procurement	\$51,985,866	\$41,588,693	\$0	\$10,397,173

2008 Metropolitan Area Transit Actual Capital Costs Continued

Table VI. 2008 Section 5307, 5309, STP, and CMAQ Actual Capital Costs

Transit System	Federal Item	Total	Federal Share	State Share	Other
Metro Transit	Bus Repair Assoc Cap Maintenance	\$1,774,993	\$1,419,994	\$0	\$354,999
Metro Transit	LRT Modular Overhaul of Components (LRV Major Overhaul)	\$2,743,779	\$2,195,023	\$0	\$548,756
Metro Transit	FTH Building and Energy Enhancement	\$392,307	\$312,549	\$0	\$79,757
Metro Transit	South Garage Addition	\$302,425	\$0	\$0	\$302,425
Metro Transit	Fire Alarms	\$757,731	\$606,185	\$0	\$151,546
Metro Transit	Heywood Expansion-Land Acquisition	\$359,245	\$0	\$0	\$359,245
Metro Transit	Support Facility Security	\$348,618	\$278,894	\$0	\$69,724
Metro Transit	Hiawatha LRT: Rail System Facility Building	\$548,374	\$438,699	\$0	\$109,675
Metro Transit	Emergency Generator Capacity	\$99,473	\$79,579	\$0	\$19,895
Metro Transit	Roof Refurbishment – Support Facilities	\$4,513	\$3,610	\$0	\$903
Metro Transit	1% Safety and Security at Support Facilities	\$91,328	\$73,063	\$0	\$18,266
Metro Transit	2005 Major Improvements to Facility	\$790	\$0	\$0	\$790
Metro Transit	OHB Hoist Space	\$29,622	\$0	\$0	\$29,622
Metro Transit	Rail Plan Booth Upgrade	\$376,431	\$301,144	\$0	\$75,286
Metro Transit	Snelling Site Alternatives	\$19,964	\$0	\$0	\$19,964
Metro Transit	Underground Storage Tanks Replacement	\$1,224,286	\$979,429	\$0	\$244,857
Metro Transit	Major Improvements to Support Facilities	\$499,036	\$0	\$0	\$499,036
Metro Transit	I-35W – 95 th Avenue Park and Ride Phase 1	\$470,487	\$0	\$0	\$470,487
Metro Transit	Rosedale Mall Transit Center/Park and Ride	\$36,559	\$0	\$0	\$36,559
Metro Transit	Maplewood Mall Transit Center/Park and Ride	\$1,954	\$0	\$0	\$1,954
Metro Transit	Snelling Site Development Phase 1	\$161	\$0	\$0	\$161
Metro Transit	I-35W Transit Station at 46 th	\$370,432	\$173,620	\$51,468	\$145,344
Metro Transit	Bottineau Boulevard (NW Corridor)	\$64,405	\$51,524	\$0	\$12,881
Metro Transit	Gateway/Smith Avenue West End Layover	\$6,352	\$0	\$0	\$6,352
Metro Transit	Public Facilities Initiatives	\$478,108	\$0	\$0	\$478,108
Metro Transit	ADA Bus Stops	\$71,641	\$57,313	\$0	\$14,328
Metro Transit	Transit Facility Land Acquisition	\$267	\$0	\$0	\$267
Metro Transit	MOA Bus Transit Center	\$13,456	\$0	\$0	\$13,456
Metro Transit	North Terminal	\$1,190	\$460	\$0	\$730
Metro Transit	Hiawatha – 31 st Street Park and Ride	\$44	\$35	\$0	\$9

2008 Metropolitan Area Transit Actual Capital Costs Continued

Table VI. 2008 Section 5307, 5309, STP, and CMAQ Actual Capital Costs

Transit System	Federal Item	Total	Federal Share	State Share	Other
Metro Transit	Public Facilities Refurbishment	\$665,945	\$0	\$0	\$665,945
Metro Transit	Transit Center/Park-Ride Sign Upgrades	\$35,891	\$28,713	\$0	\$7,178
Metro Transit	1% Safety and Security at Public Facilities	\$25,636	\$20,509	\$0	\$5,127
Metro Transit	Expand I-35W and 95 th Avenue N.E. Park-Ride Lot	\$63,551	\$0	\$0	\$63,551
Metro Transit	ADA Accessible Shelters – 2005 TE	\$29,606	\$23,685	\$0	\$5,921
Metro Transit	Downtown Minneapolis Transit Advantages	\$48	\$0	\$0	\$48
Metro Transit	28 th Avenue Park and Ride – Lease Payments	\$14,992,357	\$10,559,512	\$0	\$4,432,844
Metro Transit	Hiawatha LRT – American Boulevard Station	\$470,198	\$0	\$470,198	\$0
Metro Transit	HLRT Crossing Signals	\$39,510	\$31,608	\$0	\$7,902
Metro Transit	I-94 East Park and Ride – Guardian Angels	\$622,966	\$498,373	\$0	\$124,593
Metro Transit	Bike and Pedestrian Access to Transit Study	\$90,090	\$0	\$0	\$90,090
Metro Transit	Three Car Train Program-Station Extensions	\$1,013,835	\$811,068	\$0	\$202,767
Metro Transit	UPA Park and Ride Projects	\$16,435,955	\$13,148,764	\$3,287,191	\$0
Metro Transit	I-35W Corridor Transit Improvement	\$21,716	\$5,987	\$11,125	\$4,604
Metro Transit	Midtown Exchange Transit Station	\$5,754	\$4,603	\$0	\$1,151
Metro Transit	Twin Lakes Park and Ride	\$2,053	\$1,642	\$0	\$411
Metro Transit	Shelter New and Replacement Project	\$496,260	\$0	\$0	\$496,260
Metro Transit	Shelter Near I-94	\$243,563	\$187,394	\$0	\$56,169
Metro Transit	Hennepin County Washington Avenue Pedestrian Bridge Column Retrofit Analysis-Passthru	\$94,183	\$0	\$0	\$94,183
Metro Transit	West St. Paul Transit Hub	\$1,222	\$978	\$0	\$244
Metro Transit	Hopkins Transit Hub	\$265	\$0	\$0	\$265
Metro Transit	CR 73/I-394 Park and Ride Expansion	\$206,267	\$0	\$46,064	\$160,203
Metro Transit	Bus Line System Replacement	\$218,101	\$0	\$0	\$218,101
Metro Transit	Computer Infrastructure Upgrades and Replace	\$24,461	\$7,962	\$0	\$16,499
Metro Transit	Network Infrastructure Support	\$273,579	\$218,863	\$0	\$54,716
Metro Transit	Advanced Schedule Planning (SOAR) Software and Hardware	\$136,882	\$109,506	\$0	\$27,376
Metro Transit	Radio System/800 Mhz/AVL	\$154	\$123	\$0	\$31
Metro Transit	Metro Transit Technology Upgrades and Enhancements	\$92,810	\$74,248	\$0	\$18,562

2008 Metropolitan Area Transit Actual Capital Costs Continued

Table VI. 2008 Section 5307, 5309, STP, and CMAQ Actual Capital Costs

Transit System	Federal Item	Total	Federal Share	State Share	Other
Metro Transit	Transit Control Center Equipment Upgrades and Replacement	\$5,751	\$4,601	\$0	\$1,150
Metro Transit	Technology Upgrades and Enhancements	\$479,666	\$379,903	\$0	\$99,764
Metro Transit	Corporate Technology Upgrades and Enhancements	\$178,379	\$142,703	\$0	\$35,676
Metro Transit	Police Dispatch-Transit Master Interface/Police Records	\$5,304	\$4,243	\$0	\$1,061
Metro Transit	Card Access System	\$27,466	\$21,973	\$0	\$5,493
Metro Transit	Transit Safety and Security	\$12,471	\$9,977	\$0	\$2,494
Metro Transit	Digital Security Recording Units	\$1,252,036	\$0	\$0	\$1,252,036
Metro Transit	Automated Passenger Counters for Light Rail Vehicles	\$30,953	\$24,762	\$0	\$6,191
Metro Transit	Public Safety Outreach	\$13,084	\$10,467	\$0	\$2,617
Metro Transit	Safety and Security Upgrade	\$78,792	\$63,033	\$0	\$15,758
Metro Transit	Support Equipment-I	\$23,555	\$0	\$0	\$23,555
Metro Transit	Internal Garage Bus Locator System	\$257,568	\$206,054	\$0	\$51,514
Metro Transit	Passenger Information/TCIP Standards	\$92,272	\$73,817	\$0	\$18,454
Metro Transit	Northstar Commuter Rail	\$26,736,183	\$25,726,257	\$0	\$1,009,927
Metro Transit	Regional Transit Security Grant	\$294,415	\$235,532	\$0	\$58,883
Metro Transit	Support Equipment and Non-Rev Vehicle-I	\$1,108	\$0	\$0	\$1,108
Metro Transit	Safety and Security Projects	\$221,621	\$177,297	\$0	\$44,324
Metro Transit	Transit Enhancement Projects	\$244,679	\$195,744	\$0	\$48,936
Metro Transit	LRT Signals for Single Track Reverse Direction	\$277,115	\$221,692	\$0	\$55,423
Metro Transit	Rail Associated Capital Maintenance	\$777,766	\$622,212	\$0	\$155,553
Metro Transit	Central Corridor LRT	\$27,812,176	\$11,799,940	\$15,729,276	\$282,960
Metro Transit	Incident Management Vehicle (Crash Vehicle)	\$41,416	\$33,133	\$0	\$8,283
Metro Transit	Safety Marking	\$71,614	\$57,291	\$0	\$14,323
Metro Transit	Support Equipment and Non-Revenue Vehicles	\$488,981	\$0	\$0	\$488,981
Metro Transit	Support Equipment: HLRT Non-Revenue Vehicles	\$144,085	\$0	\$0	\$144,085
Metro Transit	Fare Collection System Upgrades	\$38,754	\$0	\$0	\$38,754
Metro Transit	Hiawatha Corridor LRT	\$139,739	\$104,874	\$8,647	\$26,218
Metro Transit	Police Information Management System	\$596,007	\$476,806	\$0	\$119,201

Metropolitan Area Transit Systems – 2009 Estimated Operating Costs

Table VII. Metro Area Transit Systems –Total

	Total Costs	Federal Share	State Share	Local Share
Metropolitan Council Transit Systems	\$342,164,662	\$30,015,149	\$165,476,197	\$146,673,316
Suburban Transit Providers	\$ 39,388,086	\$ 10,000	\$ 24,620,575	\$ 14,757,511
Community-Based Dial-A-Ride Providers	\$ 11,484,471	\$ 1,666,640	\$ 5,594,247	\$ 4,223,584
Other	\$ 6,129,063	\$ 714,447	\$0	\$ 5,414,616
Total	\$399,166,282	\$32,406,236	\$195,691,019	\$171,069,027

Table VII.a Metropolitan Council Transit Systems

	Total Costs	Federal Share	State Share	Local Share
Metro Transit – Fixed Bus Routes	\$256,794,979	\$21,884,742	\$116,938,333	\$117,971,904
Metro Transit – Light Rail	\$ 25,440,000	\$ 79,803	\$ 7,477,599	\$ 17,882,598
Metro Transit – Northstar	\$ 9,193,965	\$0	\$ 4,521,290	\$ 4,672,675
Metro Mobility	\$ 31,652,587	\$ 4,250,000	\$ 23,153,776	\$ 4,248,811
Metropolitan Council Contracted Services	\$ 19,083,131	\$ 3,800,604	\$ 13,385,199	\$ 1,897,328
Total	\$342,164,662	\$30,015,149	\$165,476,197	\$146,673,316

Table VII.b Suburban Transit Providers

	Total Costs	Federal Share	State Share	Local Share
Anoka County Traveler	\$ 1,196,123	\$0	\$ 1,196,123	\$0
City of Prior Lake	\$ 810,120	\$0	\$ 718,058	\$ 92,062
Maple Grove Transit	\$ 4,344,247	\$0	\$ 2,594,247	\$ 1,750,000
Minnesota Valley Transit Authority	\$18,824,553	\$0	\$10,471,197	\$ 8,353,356
Plymouth Metrolink	\$ 5,084,193	\$0	\$ 3,500,000	\$ 1,584,193
Shakopee Transit	\$ 1,173,500	\$0	\$ 927,950	\$ 245,550
SouthWest Transit Commission	\$ 7,955,350	\$10,000	\$ 5,213,000	\$ 2,732,350
Total	\$39,388,086	\$10,000	\$24,620,575	\$14,757,511

Table VII.c Community-Based Dial-A-Ride Providers

	Total Costs	Federal Share	State Share	Local Share
Anoka County	\$ 1,590,032	\$0	\$ 981,782	\$ 608,250
DARTS	\$ 4,084,172	\$0	\$2,834,266	\$1,249,906
Hastings TRAC	\$ 438,479	\$ 42,600	\$ 250,841	\$ 145,038
Hopkins Hop-A-Ride	\$ 126,949	\$0	\$ 101,522	\$ 25,427
H.S.I. Transporter	\$ 1,479,720	\$ 10,000	\$ 766,748	\$ 702,972
Lake Area Bus	\$ 419,700	\$0	\$ 280,017	\$ 139,683
Northeast Suburban Transit	\$ 278,700	\$0	\$ 177,000	\$ 101,700
PRISM Express	\$ 319,719	\$ 187,040	\$0	\$ 132,679
Scott County Transit	\$ 2,705,000	\$1,427,000	\$ 187,000	\$1,091,000
S.T.E.P. Transportation	\$ 42,000	\$0	\$ 15,071	\$ 26,929
Total	\$11,484,471	\$1,666,640	\$5,594,247	\$4,223,584

Table VII.d Other

	Total Costs	Federal Share	State Share	Local Share
Northstar Commuter Coach	\$ 732,603	\$0	\$0	\$ 732,603
Ramsey Star Express	\$ 355,559	\$284,447	\$0	\$ 71,112
University of Minnesota Fixed Route	\$4,895,637	\$430,000	\$0	\$4,465,637
University of Minnesota Paratransit	\$ 145,264	\$0	\$0	\$ 145,264
Total	\$6,129,063	\$714,447	\$0	\$5,414,616

Metropolitan Area Transit – 2009 Estimated Capital Costs

Table VIII. Section 5307, 5309, STP, and CMAQ

Transit System	Item	Total	Federal Share	State Share	Other
NCDA	Northstar Commuter Coach	\$81,387	\$0	\$0	\$81,387
Ramsey County	Union Depot	\$87,823	\$87,823	\$0	\$0
Plymouth	Small Buses	\$199,578	\$0	\$0	\$199,578
Plymouth	Park and Ride Repairs	\$300,000	\$0	\$0	\$300,000
Maple Grove	Parkway Station	\$1,136,255	\$1,136,255	\$0	\$0
Maple Grove	Bus Stops and Shelters	\$100,000	\$0	\$0	\$100,000
Maple Grove	Transit Station Repairs	\$180,000	\$0	\$0	\$180,000
Prior Lake/ Shakopee	Eagle Creek Transit Station	\$32,000	\$0	\$0	\$32,000
Prior Lake/ Shakopee	Southbridge Access Ramp	\$60,000	\$0	\$0	\$60,000
Shakopee	Eagle Creek Engineering	\$56,000	\$0	\$0	\$56,000
SouthWest	SMTC Garage Generator	\$250,000	\$0	\$0	\$250,000
SouthWest	Garage Improvements	\$60,610	\$0	\$0	\$60,610
SouthWest	Station Generator	\$180,000	\$0	\$0	\$180,000
SouthWest	Small Buses	\$429,251	\$0	\$0	\$429,251
SouthWest	Facilities Repairs	\$150,000	\$0	\$0	\$150,000
SouthWest	SMTC Station DS	\$557,330	\$157,220	\$0	\$400,000
Dakota County	Cedar Avenue BRT Bus Shoulder Lanes	\$600,000	\$0	\$600,000	\$0
MVTA/Dakota County	Cedar Avenue BRT Apple Valley Transit Station	\$5,000,000	\$0	\$1,783,169	\$3,216,831
MVTA	Replacement Buses	\$86,621	\$0	\$0	\$86,621
MVTA	Cedar BRT MVTA Bus Technology	\$60,711	\$0	\$0	\$60,711
MVTA	Bluebird Replacement	\$2,120,100	\$0	\$0	\$2,120,100
MVTA	Big Bus Replacement	\$2,009,900	\$0	\$0	\$2,009,900
MVTA	Garage Debt COP	\$400,000	\$0	\$0	\$400,000
MVTA	Bus Stops and Shelters	\$50,000	\$0	\$0	\$50,000
MVTA	Cedar Avenue Park-and-Ride	\$742,500	\$742,500	\$0	\$0
Met Council	Rush Line/Red Rock AA Funds	\$500,000	\$500,000	\$0	\$0
Met Council	Midlife Overhauls	\$238,274	\$0	\$0	\$238,274
Met Council	Bus Replacement	\$916,347	\$0	\$0	\$916,347
Met Council	Bus Equipment	\$5,701	\$4,561	\$0	\$1,140
Met Council	AVL Technology	\$1,500,000	\$1,058,569	\$0	\$441,431
Met Council	Hiawatha Land Assembly	\$2,520,000	\$0	\$0	\$2,520,000
Met Council	Route 705-Mid-Sized Bus Purchase	\$918,147	\$0	\$0	\$918,147
Met Council	Small Bus Replacement	\$2,038,247	\$0	\$0	\$2,038,247
Met Council	Bus Replacement	\$613,398	\$0	\$0	\$613,398
Met Council	Fleet Rehab, Repairs and Maintenance	\$250,000	\$0	\$0	\$250,000
Metro Mobility	Go Green Initiative	\$101,910	\$101,910	\$0	\$0
Metro Mobility	Met Mo Dispatch Project	\$125,000	\$0	\$0	\$125,000
Metro Mobility	Computer Upgrade	\$200,000	\$0	\$0	\$200,000
Metro Transit	Urban Grant – Engines	\$360,000	\$288,000	\$0	\$72,000
Metro Transit	Bus Equip Fareboxes/TRIM/Smartcard	\$25,800	\$0	\$0	\$25,800
Metro Transit	Bus Repair/Assoc Cap Maintenance	\$1,005,195	\$804,156	\$0	\$201,039

Metropolitan Area Transit – 2009 Estimated Capital Costs Continued
Table VIII. Section 5307, 5309, STP, and CMAQ

Transit System	Item	Total	Federal Share	State Share	Other
Metro Transit	Hiawatha LRT: LRV Major Overhaul Program	\$750,000	\$0	\$0	\$750,000
Metro Transit	Buses – East I-94	\$2,284,961	\$1,827,969	\$0	\$456,992
Metro Transit	Buses – Bottineau Boulevard	\$2,446,865	\$1,957,492	\$0	\$489,373
Metro Transit	Hybrid Buses	\$892,327	\$713,862	\$0	\$178,465
Metro Transit	Como Shuttle Pass through St. Paul	\$1,457,667	\$0	\$0	\$1,457,667
Metro Transit	Digital Security Recording Units	\$1,084,086	\$0	\$0	\$1,084,086
Metro Transit	Hiawatha LRT: Rail Associated Capital Maintenance	\$450,000	\$360,000	\$0	\$90,000
Metro Transit	Bus Traffic Signal Priority	\$500,000	\$400,000	\$0	\$100,000
Metro Transit	Building and Energy Enhancement	\$3,300,000	\$2,390,651	\$0	\$909,349
Metro Transit	South Garage Addition	\$20,000	\$0	\$0	\$20,000
Metro Transit	Fire Alarms	\$100,000	\$80,000	\$0	\$20,000
Metro Transit	Heywood Expansion-Land Acquisition	\$50,000	\$0	\$0	\$50,000
Metro Transit	Support Facility Security	\$225,000	\$180,000	\$0	\$45,000
Metro Transit	Rail Support Facility (LRT) Subclass FA21	\$2,529,841	\$1,844,321	\$0	\$685,520
Metro Transit	Emergency Generator Capacity	\$40,929	\$32,743	\$0	\$8,186
Metro Transit	Support Facility Roof Refurbishment	\$30,000	\$24,088	\$0	\$5,912
Metro Transit	1% Safety and Security for Support Facility	\$127,777	\$102,222	\$0	\$25,555
Metro Transit	Hoist Replacement	\$2,170	\$0	\$0	\$2,170
Metro Transit	Rail Paint Booth Upgrade	\$227,341	\$181,873	\$0	\$45,468
Metro Transit	Snelling Avenue Alternatives	\$46,868	\$0	\$0	\$46,868
Metro Transit	Underground Storage Tanks Replacement	\$974,325	\$779,460	\$0	\$194,865
Metro Transit	Major Improvements to Support Facilities	\$200,000	\$0	\$0	\$200,000
Metro Transit	FTH Lighting Arrestors	\$100,000	\$0	\$0	\$100,000
Metro Transit	Downtown Minneapolis Layover Study (North Terminal)	\$380,000	\$285,630	\$0	\$94,370
Metro Transit	Uninterruptible Power Supply	\$250,000	\$250,000	\$0	\$0
Metro Transit	Rosedale Mall Transit Center-Park and Ride	\$120,000	\$0	\$0	\$120,000
Metro Transit	I-35W Transit Station at 46 th	\$3,290,000	\$685,762	\$2,475,971	\$128,267
Metro Transit	Gateway Smith Avenue	\$40,000	\$0	\$0	\$40,000
Metro Transit	Public Facility Initiatives/Team Transit	\$50,000	\$0	\$0	\$50,000
Metro Transit	ADA Bus Stops	\$25,000	\$20,000	\$0	\$5,000
Metro Transit	Sector 5 Park and Ride Facilities	\$150,000	\$0	\$101,449	\$48,551
Metro Transit	Central Corridor Project Study	\$300,000	\$197,015	\$251	\$102,734
Metro Transit	Transit Center/PR Signs Updates	\$85,000	\$68,000	\$0	\$17,000
Metro Transit	Public Facility Security	\$70,000	\$56,000	\$0	\$14,000
Metro Transit	I-35W at 95th Avenue Park and Ride Upgrades	\$650,000	\$495,238	\$0	\$154,762
Metro Transit	Access Minneapolis: Facility Improvements	\$455,332	\$0	\$0	\$455,332

Metropolitan Area Transit – 2009 Estimated Capital Costs Continued
Table VIII. Section 5307, 5309, STP, and CMAQ

Transit System	Item	Total	Federal Share	State Share	Other
Metro Transit	28 th Avenue Park and Ride – Lease Payments	\$8,796,994	\$6,149,292	\$0	\$2,647,702
Metro Transit	Hiawatha LRT: American Boulevard LRT Station	\$1,210,270	\$0	\$0	\$1,210,270
Metro Transit	Hiawatha LRT – Reader Board Enhancement	\$300,000	\$240,000	\$0	\$60,000
Metro Transit	HLRT Crossing Signals	\$185,000	\$148,000	\$0	\$37,000
Metro Transit	Guardian Angel Park and Ride	\$530,000	\$269,248	\$0	\$260,752
Metro Transit	Signs	\$50,000	\$40,000	\$0	\$10,000
Metro Transit	Park and Ride Security Enhancement Project	\$90,000	\$72,000	\$0	\$18,000
Metro Transit	Bike and Pedestrian Access to Transit Study	\$90,000	\$90,000	\$0	\$0
Metro Transit	LRT Platform Extensions	\$5,651,393	\$5,178,236	\$0	\$473,157
Metro Transit	Transit Hubs – I-35W Corridor	\$180,000	\$79,785	\$72,762	\$27,453
Metro Transit	Midtown Exchange Transit Station	\$395,550	\$304,720	\$0	\$90,830
Metro Transit	Shelters/ADA was Minneapolis Mimi Bus Station	\$75,000	\$0	\$0	\$75,000
Metro Transit	HRIS Upgrade	\$89,427	\$64,578	\$0	\$24,849
Metro Transit	Timetable Automation at Subscription Service	\$200,000	\$160,000	\$0	\$40,000
Metro Transit	Advance Schedule Planning Software	\$130,000	\$104,000	\$0	\$26,000
Metro Transit	Transit Control Center Equipment Upgrade	\$493,384	\$394,707	\$0	\$98,677
Metro Transit	Technology Upgrades and Enhancements	\$500,000	\$400,000	\$0	\$100,000
Metro Transit	SMARTCOM Passenger Information System	\$162,000	\$129,600	\$0	\$32,400
Metro Transit	IVR System Go-To Card Application	\$50,000	\$40,000	\$0	\$10,000
Metro Transit	Police Dispatch-Transit Master Interface/Police Records	\$390,000	\$312,000	\$0	\$78,000
Metro Transit	Upgrade of Card Access System	\$72,534	\$58,027	\$0	\$14,507
Metro Transit	Networking of all Security Systems	\$100,000	\$80,000	\$0	\$20,000
Metro Transit	Police Information Management System	\$166,199	\$132,959	\$0	\$33,240
Metro Transit	Web Phone Go-To Card Services	\$100,000	\$0	\$0	\$100,000
Metro Transit	Bus Stop Signs	\$25,000	\$11,102	\$0	\$13,898
Metro Transit	APC for LRV	\$750,000	\$600,000	\$0	\$150,000
Metro Transit	Public Safety Outreach	\$181,468	\$145,174	\$0	\$36,294
Metro Transit	Safety and Security Upgrade	\$39,846	\$31,877	\$0	\$7,969
Metro Transit	Internal Garage Bus Locator System	\$1,250,000	\$1,000,000	\$0	\$250,000
Metro Transit	Rail Operations Backup Generator	\$45,000	\$0	\$0	\$45,000
Metro Transit	Regional Transit Security Grant	\$600,000	\$182,840	\$0	\$417,160
Metro Transit	Safety and Security Upgrades	\$258,240	\$206,592	\$0	\$51,648
Metro Transit	Transit Enhancement Projects/ADA	\$150,000	\$120,000	\$0	\$30,000

Metropolitan Area Transit – 2009 Estimated Capital Costs Continued
Table VIII. Section 5307, 5309, STP, and CMAQ

Transit System	Item	Total	Federal Share	State Share	Other
Metro Transit	Central Corridor Security Camera Partnership	\$1,323,195	\$1,058,556	\$0	\$264,639
Metro Transit	Rail Ticket Vending Machines	\$30,000	\$0	\$0	\$30,000
Metro Transit	Signals for Single Track Reverse Direction	\$1,038,000	\$830,400	\$0	\$207,600
Metro Transit	Support Equipment-Equipment and Non-Rev Vehicles	\$1,275,582	\$0	\$0	\$1,275,582
Metro Transit	Support Equipment-HLRT Non-Rev Vehicles	\$26,000	\$0	\$0	\$26,000
Metro Transit	Health and Safety Improvements: Rekey Lock System	\$50,000	\$40,000	\$0	\$10,000
Metro Transit	Digital Recorder Replacement	\$70,000	\$56,000	\$0	\$14,000
Metro Transit	Police Squad Digital Recorders	\$150,000	\$120,000	\$0	\$30,000
Metro Transit	Electronic Signage for Time Displays on Freeways	\$600,700	\$480,560		\$120,140
Metro Transit	Bus Rapid Transit	\$59,186	\$47,349	\$0	\$11,837
Metro Transit	Support Equipment: Fare Counting Equipment	\$15,000	\$0	\$0	\$15,000
Metro Transit	Fare Collection System Upgrades	\$1,500,000	\$0	\$0	\$1,500,000
Metro Transit	Bus Procurement – UPA	\$9,796,000	\$6,947,518	\$0	\$2,848,482
Metro Transit	Apple Valley Transit Station Expansion	\$748,517	\$0	\$0	\$748,517
Metro Transit	Cedar Grove State and Park-and-Ride	\$387,285	\$0	\$0	\$387,285
Metro Transit	140 th and 147 th Street Stations	\$2,032,896	\$0	\$0	\$2,032,896
Metro Transit	95th Avenue Park-and-Ride Expansion	\$3,696,815	\$0	\$0	\$3,696,815
Metro Transit	New Farebox Hardware-Replacement Fleet	\$1,607,500	\$1,170,597	\$0	\$436,903
Metro Transit	Incident Management-Crash Reconstruction Vehicle	\$48,981	\$39,185	\$0	\$9,796
Metro Transit	I-35 Lakeville Park-and-Ride	\$3,344,737	\$0	\$0	\$3,344,737
Metro Transit	Twin Lakes Park-and-Ride	\$2,922,244	\$0	\$0	\$2,922,244
Metro Transit	179 th Street Station and Park-and-Ride	\$739,363	\$0	\$0	\$739,363
Metro Transit	Overall UPA Project Management	\$246,454	\$0	\$0	\$246,454
Metro Transit	Customer Information Systems-Transit Signal Priority	\$2,077,011	\$0	\$0	\$2,077,011
Metro Transit	Cedar Avenue BRT Lane Guidance System	\$1,866,011	\$0	\$0	\$1,866,011
Metro Transit	Highway 77 to Highway 62 Transit Advantage	\$563,324	\$516,160	\$0	\$47,164
Metro Transit	Marquette Ave and 2 nd Ave Dual Contra Flow Bus Lanes	\$11,324,928	\$10,376,759	\$0	\$948,169
Metro Transit	Marquette Avenue and 2 nd Avenue Bus Shelters and Transit Amenities	\$3,136,906	\$2,874,271	\$0	\$262,634
Metro Transit	Northstar Commuter Rail	\$25,400,000	\$17,736,967	\$0	\$7,663,033
Metro Transit	Central Corridor	\$69,011,818	\$22,338,459	\$16,305,933	\$30,367,426
Metro Transit	Hiawatha Corridor LRT	\$6,000,000	\$4,342,727	\$1,321,225	\$336,049

Minnesota's 2008 Transit Facts

Public Transit Ridership

- 99.3 million passenger trips
- 88.9 million passenger trips - Twin Cities Metropolitan Area
- 10.4 million passenger trips - Greater Minnesota

Number of Public Transit Systems

- 63 Greater Minnesota transit systems
- 24 Twin Cities Metropolitan Area transit systems
- 1 Commuter Coach route – Northstar
- 1 Light Rail system – Hiawatha

Availability of Public Transit

- 80 of 87 counties in Minnesota have public transit service available
- 7 counties in Twin Cities Metropolitan Area with countywide service
- 66 counties in Greater Minnesota with countywide service
- 7 counties in Greater Minnesota with only municipal service
- 7 counties in Greater Minnesota with no service

State Funding Trends

- 2003 state funds - \$166.0M was 47.7% of the total program cost of \$351.9M
- 2007 state funds - \$219.4M was 57.1% of the total program costs of \$383.96M.

Public Transit Fleet

- 2,602 public transit vehicles in Minnesota
- 1,936 ADA accessible vehicles in Twin Cities Metropolitan Area
- 666 ADA accessible vehicles in Greater Minnesota

Transit Capital Program for Organizations Serving Elderly and Disabled Individuals

- 300 ADA accessible vehicles
- 121 vehicles in Twin Cities Metropolitan Area
- 179 vehicles in Greater Minnesota

Minnesota Demographics from 2000 Census

- Total Population - 4.9 million people or 1.6% of the total 2008 estimated U.S. population
- Population Growth – increased 12.4% from 1990 census compared to 13.1% national growth
- Over Age 65 – 594,266 people (9% of the population), nationally 12.4%, for Minnesota up 9% from the 1990 census
- Over Age 65 with Disability – 105,899 people (20% of this age group), nationally 41.9%
- Age 21 to 64 with Disability – 217,727 people (8% of this age group), nationally 19.2%
- Below Poverty Level – 9.2% in 2005, compared to 7.9% in the 1990 census
- Drive Alone to Work – 81.3% of workers aged 16 years and over, nationally 75.7%.
- Car Pooled to Work - 12% of workers aged 16 years and over, nationally 12.2%, (in 1970 29% of Minnesotans car pooled to work)
- Used Public Transportation to Work – 3.4% of workers aged 16 years and over, nationally 4.7% (in 1960 9.3% of Minnesotans took public transit to work)
- Mean Travel Time to Work – 21.9 minutes, nationally 25.5 minutes
- Zero Car Households – 145,000 (8% of the total)

U.S. - Harris Poll

- Persons with disabilities are twice as likely to have inadequate transportation

Greater Minnesota Transit Ridership

	Ridership 2007	Ridership 2008	% Change	2008 % of GM Ridership
Elderly and Disabled				
Duluth Transit Authority STRIDE	24,050	24,519	2%	0.22%
East Grand Forks Transit Dial-A-Ride	4,063	4,548	12%	0.04%
Moorhead Metropolitan Area Transit Paratransit	14,500	19,206	32%	0.17%
Rochester Dial-A-Ride	37,941	39,905	5%	0.36%
St. Cloud Metro Bus Dial-A-Ride	117,403	136,902	17%	1.22%
Total - Elderly and Disabled	197,957	225,080	14%	2.01%
Rural				
Arrowhead Transit	449,914	450,622	0%	4.03%
Austin-Mower County Area Transit	69,668	71,049	2%	0.64%
Becker County Transit	36,397	45,235	24%	0.40%
Brainerd & Crow Wing Public Transit	90,855	90,233	-1%	0.81%
Brown County Heartland Express	61,525	59,611	-3%	0.53%
Chisago-Isanti County Heartland Express	55,004	61,204	11%	0.55%
Clay County Rural Transit	27,999	38,570	38%	0.34%
Cottonwood County Transit	20,843	21,142	1%	0.19%
Dawson Heartland Express	18,552	19,122	3%	0.17%
FAR North Public Transit	30,874	29,993	-3%	0.27%
Faribault County Prairie Express	14,966	12,471	-17%	0.11%
Fosston Transit	22,194	17,246	-22%	0.15%
Grant County Alpha Transit	14,185	13,916	-2%	0.12%
Hubbard County Heartland Express	24,075	28,239	17%	0.25%
Kandiyohi Area Transit	120,807	126,318	5%	1.13%
Lincoln County Heartland Express	13,926	14,450	4%	0.13%
Mahnomen County Heartland Express	11,654	14,002	20%	0.13%
Martin County Express	76,634	77,411	1%	0.69%
Meeker County Public Transit	66,125	71,630	8%	0.64%
Mille Lacs Public Transit	21,312	19,870	-7%	0.18%
Murray County Heartland Express	9,605	10,033	4%	0.09%
Paul Bunyan Transit	90,745	107,239	18%	0.96%
Pine River Ride With Us Bus	5,912	6,603	12%	0.06%
Pipestone County Transit	42,025	42,240	1%	0.38%
Prairie Five Rides	75,136	83,405	11%	0.75%
Prairieland Transit	45,084	47,059	4%	0.42%
Rainbow Rider Transit	129,756	142,444	10%	1.27%
Red Lake Transit	9,133	7,737	-15%	0.07%
Renville County Heartland Express	34,521	35,845	4%	0.32%
RiverRider Public Transit System	77,772	72,483	-7%	0.65%
Rock County Heartland Express	27,471	29,492	7%	0.26%
SEMCAC Transportation	38,837	38,377	-1%	0.34%
Steele County Area Transit	58,386	59,903	3%	0.54%
Three Rivers Hiawathaland Transit	128,920	132,762	3%	1.19%
Trailblazer Transit	104,326	112,309	8%	1.00%
Transit Alternatives	101,492	107,936	6%	0.96%
Tri-CAP Transit Connection	67,433	76,416	13%	0.68%
Tri-Valley Heartland Express Bus	71,103	67,591	-5%	0.60%
Wadena County Friendly Rider Transit	34,540	39,608	15%	0.35%
Watsonwan Take Me There	18,517	19,725	7%	0.18%

Greater Minnesota Transit Ridership

	Ridership 2007	Ridership 2008	% Change	2008 % of GM Ridership
Western Community Transit	118,262	125,520	6%	1.12%
Total - Rural	2,536,485	2,647,061	4%	23.66%
Small Urban				
Albert Lea Transit	39,095	39,856	2%	0.36%
Benson Heartland Express	47,622	49,694	4%	0.44%
Faribault Flyer	21,614	19,374	-10%	0.17%
Granite Falls Heartland Express	22,458	20,893	-7%	0.19%
Greater Mankato Transit System	305,572	328,223	7%	2.93%
Hibbing Area Transit	34,917	38,164	9%	0.34%
Le Sueur Heartland Express	25,460	26,808	5%	0.24%
Montevideo Heartland Express	15,351	14,260	-7%	0.13%
Morris Transit	61,951	63,725	3%	0.57%
Northfield Transit	44,750	41,292	-8%	0.37%
St. Peter Transit	46,798	52,138	11%	0.47%
Stewartville Heartland Express	11,245	11,250	0%	0.10%
Virginia Dial-A-Ride	38,346	38,863	1%	0.35%
Winona Transit Service	217,548	189,612	-13%	1.69%
Total - Small Urban	932,727	934,152	0%	8.35%
Urbanized				
Duluth Transit Authority - Regular Route	2,854,469	3,137,537	10%	28.04%
East Grand Forks Transit - Regular Route	16,660	20,780	25%	0.19%
La Crescent Apple Express	15,833	18,527	17%	0.17%
Moorhead Metropolitan Area Transit – Fixed Route	355,268	384,632	8%	3.44%
Rochester Public Transit – Regular Route	1,545,364	1,727,629	12%	15.44%
St. Cloud Metro Bus Fixed Route	1,927,711	2,093,069	9%	18.71%
Total - Urbanized	6,715,305	7,382,174	13%	65.98%
Total All Groups	10,382,474	11,188,467	8%	100.00%

Twin Cities Metro Area Transit Ridership

	Ridership 2007	Ridership 2008	% Change	2008 % of TC Ridership
Metropolitan Council Transit Systems				
Metro Transit - Fixed Bus Routes	67,270,136	70,852,419	5%	74.79%
Metro Transit - Light Rail Transit	9,101,036	10,221,681	12%	10.79%
Metro Mobility	1,162,973	1,220,775	5%	1.29%
Metropolitan Council Contracted Services	2,539,952	2,873,469	13%	3.03%
Total - Metropolitan Council Transit Systems	80,074,097	85,168,344	9%	89.90%
Suburban Transit Providers				
Anoka County Traveler	Regular route service under contract with the Met Council			
Laker Lines	34,547	53,949	56%	0.06%
Maple Grove Transit	680,194	807,303	19%	0.85%
Minnesota Valley Transit Authority	2,470,702	2,596,045	5%	2.74%
Plymouth Metrolink	539,724	532,835	-1%	0.56%
Shakopee Transit	48,610	106,719	120%	0.11%
SouthWest Transit	1,012,538	1,146,829	13%	1.21%
Total - Suburban Transit Providers	4,786,315	5,243,680	10%	5.53%
Community Based Dial-A-Ride Providers				
Anoka County	61,097	57,555	-6%	0.06%
Carver Area Rural Transit	47,758	52,590	10%	0.06%
DARTS	166,936	165,475	-1%	0.17%
Hastings TRAC	32,355	33,815	5%	0.04%
Hopkins Hop-A-Ride	13,504	10,527	-22%	0.01%
H.S.I. Transporter	45,854	50,575	10%	0.05%
Lake Area Bus	28,781	23,123	-20%	0.02%
Northeast Suburban Transit	18,677	14,473	-23%	0.02%
PRISM Express	39,668	24,504	-38%	0.03%
Scott County Transit	111,955	115,441	3%	0.12%
S.T.E.P. Transportation	2,346	2,209	-6%	0.00%
Total - Community Based Dial-A-Ride Providers	568,931	550,287	-3%	0.58%
Other Independent Providers				
Northstar Commuter Coach	164,054	168,600	3%	0.18%
Ramsey Star Express	23,954	56,050	134%	0.06%
University of Minnesota Transit	3,273,100	3,551,145	8%	3.75%
Total - Other Independent Providers	3,461,108	3,775,795	48%	3.99%
Total All Groups	88,890,451	94,738,106	7%	100.00%

Glossary

This glossary contains certain technical terms, which appear in the 2009 Minnesota Transit Report. Many of these terms have multiple definitions; therefore, these terms are defined as they are used in the context of this report.

Accessible Vehicle – A public transportation revenue vehicle that does not restrict access, is usable, and provides allocated space and/or priority seating for individuals who use wheelchairs.

Americans with Disabilities Act (ADA) – The passage of the Americans with Disabilities Act in July 1991 gave direction to local transit agencies to ensure full access to transportation for persons with disabilities.

American Recovery and Reinvestment Act (ARRA) – Federal legislation enacted in 2009 that provided additional capital funding for transit.

Base Fare – The price charged to one adult for one transit ride; excludes transfer charges, zone charges, express service charges, peak period surcharges and reduced fares.

Bus Rodeo – A competition in which transit bus drivers demonstrate skills, such as emergency stops and maneuvers.

Capital Cost – The cost of equipment and facilities required to support transportation systems: vehicles, radios, shelters, etc.

Car Pool – An arrangement where people share the use and cost of privately owned automobiles in traveling to and from pre-arranged destinations.

Charter Service – Transportation service offered to the public on an exclusive group basis. It is provided with a vehicle that is licensed to render charter service and engage at a specific price for the trip or a period of time, usually on a reservation or contractual basis.

Commercial Driver's License (CDL) – A special operating license for drivers of certain types of vehicles based on the weight and seating capacity.

Coordination – A cooperative arrangement among transportation providers and/or purchasers, which is aimed at realizing, increased benefits through the shared management and/or operation of one or more transportation related function.

Cost Effectiveness – The ratio of the cost of a transit system to the level of service provided. Various measures may be used to determine cost effectiveness, as an example, cost per passenger trip.

Dedicated Funding Source – A funding source, which by law, is available for use only to support a specific purpose, and cannot be diverted to other uses; e.g., the federal gasoline tax can only be used for highway investments and, since 1983, for transit capital projects.

Demand Responsive/ Dial A Ride Service – A transportation service characterized by flexible routing and scheduling of relatively small vehicles to provide door-to-door or point-to-point transportation at the user's demand.

Elderly and Disabled Transportation – Transportation service to persons that are physically disabled and/or elderly and live in areas with a population over 50,000 (Section 5307).

Express Commuter Service – Transit service generally connecting residential areas and activity centers via a high speed, non-stop connection.

Fare – The payment for a ride on a passenger vehicle, whether cash, tokens, transfer or pass.

Fare box – A device that accepts coins, bills, tickets and tokens given by passengers as payment for rides.

Fare box Recovery Ratio – Total fare revenue divided by the total operating cost.

Federal Transit Administration (FTA) – A part of the United States Department of Transportation that administers the federal program of financial assistance to public transit.

Fixed Route – Transportation service operated over a set route or network of routes on a regular time schedule. (Also known as Regular Route).

Flexible Fixed Route – Transportation service that operates on a regular route, but will on demand change the route to meet the user's needs. (See Route Deviation).

Inter City Bus – (over -the-road coach) a large bus with luggage space, used primarily for transportation between cities.

Light Rail Transit (LRT) – A metropolitan electric railway system characterized by its ability to operate single cars or short trains along exclusive right-of-way at ground level, or aerial structures, in subways, or occasionally, in streets.

Marketing – A comprehensive process to induce greater usage of transportation services by determining the needs or demand of the community and potential customers, developing and implementing service on the basis of these needs, pricing the services, promoting the services, and evaluating the services as implemented in relation to customer needs and marketing goals.

Metro Mobility – The metropolitan-wide special transportation service of the Twin Cities.

MVST (Motor Vehicle Sales Tax) – A source of revenue for Minnesota public transit. From July 1, 2008, through June 30, 2009, 27.75 percent of money collected on the purchase price of motor vehicles registered in Minnesota is deposited in the metropolitan area transit account under section 16A.88, 1.75 percent must be deposited in the greater Minnesota transit account under section 16A.88. The Greater Minnesota transit account supports the Public Transit Participation Program in Minnesota Statutes, Section 174.24.

Operating Cost – The recurring costs of providing transit service, i.e., wages, salaries, fuel, oil, taxes, maintenance, depreciation, insurance, marketing, etc.

Operating Deficit – Total operating expenses minus total operating revenue.

Operating Revenue – The total revenue earned by a transit agency through its transit operations. It includes passenger fares, advertising and other revenue.

Paratransit– Flexible forms of public transportation services that are not provided over a fixed-route e.g. demand responsive service.

Park and Ride Facility – A common location (e.g. parking lot) for individuals to transfer from a low to a high occupancy travel mode.

Pass – A means of transit payment, usually a pre-paid card that carries some identification that is displayed to the driver in lieu of paying cash for the fare.

Passengers Per Mile – The total number of passenger trips provided by a transit system divided by the number of miles traveled.

Passenger Trip – One person making a one-way trip from origin to destination. One round trip equals two passenger trips.

Peak Period – The hours when traffic or passenger demand is the greatest.

Point Deviation – Transportation service in which the transit vehicle is required to arrive at designated transit stops in accordance with a prearranged schedule but is not given a specific route to follow between these stops. It allows the vehicle to provide curbside service for those who request it.

Public Transportation – Transportation service that is available to any person upon payment of the fare either directly, subsidized by public policy, or through some contractual arrangement, and which cannot be reserved for the private or exclusive use of one individual or group. “Public” in this sense refers to the access to the service, not to the ownership of the system that provides the service.

Ridesharing – A form of transportation, other than public transit, in which more than one person shares in the use of the vehicle, such as a van or car, to make a trip.

Revenue Vehicle Miles – The total mileage incurred in scheduled service. Excludes non-service mileage (deadhead, training, etc.), charter mileage, exclusive service mileage, and mileage lost due to missed runs.

Revenue Hours – The total number of hours when the vehicle is in revenue service (e.g., the time when a vehicle is available to the general public and there is an expectation of carrying passengers). Excludes deadhead hours, but includes recovery/layover time.

Route Deviation – Transportation service on a non-exclusive basis, that operates along a public right-of-way, on a standard route, from which it may deviate from time to time, in response to a demand for its service or to take a passenger to a destination, after which it returns to its standard route.

RTAP (Rural Transit Assistance Program) – The section of the Federal Transit Act of 1991, as amended, that provides funds for training, technical assistance, research and other support services for rural transit providers.

Rural Area – A geographic area with a population of less than 2,500 (Section 5311).

SAFETEA-LU – the **Safe, Accountable, Flexible, Efficient Transportation Equity Act: A Legacy for Users**, which was signed into law in August 2005. SAFETEA-LU addresses transportation challenges such as improving safety, reducing traffic congestion, improving efficiency in freight movement, increasing intermodal connectivity and protecting the environment.

Section 5303 (Metropolitan Planning Program) – The section of the Federal Transit Act of 1991, as amended, that provides financial assistance to metropolitan planning organizations which are responsible for conducting planning activities and technical assistance for public transit services. The program is expected to support the basic transportation planning process underway in urbanized areas, including capital planning, financial planning, and operations-related planning essential to the provision of transit services.

Section 5303/5313 (Consolidated Planning Grant) – The combination of the FTA's planning grant and the Federal Highway Administrations PL Planning program into one consolidated grant.

Section 5307 (Urbanized Area Formula Program) – The section of the Federal Transit Act of 1991, as amended, that authorizes grants to public transit systems in urban areas over 50,000 populations for both capital and operating projects. Based on population and density figures, these funds are distributed directly to the transit agency from the FTA.

Section 5309 (Capital Program) – The section of the Federal Transit Act of 1991, as amended, that authorizes discretionary capital assistance for major capital needs, such as fleet replacement and construction of transit facilities.

Section 5310 (Elderly and Persons with Disabilities Program) – The section of the Federal Transit Act of 1991, as amended, that provides grant funds for the purchase of accessible vehicles and related support equipment for private non-profit organizations to serve elderly and/or disabled people, public bodies that coordinate services for elderly and disabled, or any public body that certifies to the State that non-profits in the area are not readily available to carry out the services.

Section 5311 (Non-urbanized Area Formula Program) – The section of the Federal Transit Act of 1991, as amended, that authorizes grants to public transit systems in non-urbanized areas (under 50,000 population). The funds initially go to the Governor of each state. In Minnesota, the Minnesota Department of Transportation administers these funds.

Section 5313 (State Planning and Research Program) – The section of the Federal Transit Act of 1991, as amended, that provides financial assistance to the States for purposes of planning, technical studies and assistance, demonstrations, management training, and cooperative research activities.

Section 5316 (Job Access and Reverse Commute (JARC)) – A formula-based federally funded program established under SAFETEA-LU and administered by the Federal Transit Administration (FTA). The goal of the JARC grant program is to improve access to transportation services to employment and employment related activities for welfare recipients and eligible low-income individuals to transport residents of urbanized areas and nonurbanized areas to suburban employment opportunities.

Section 5317 (New Freedom) – A formula-based federally funded program established under SAFETEA-LU and administered by the Federal Transit Administration (FTA). The goal of the New Freedom grant program is to provide additional tools to overcome existing barriers facing Americans with disabilities seeking integration into the workforce and full participation in society.

Service Area – The geographic area that coincides with a transit system's legal operating limits (i.e. urbanized area, city limits, or county boundary).

Service Span – The duration of time that service is made available or operated during the course of the service day e.g., 6 a.m. to 10 p.m.

Shared Ride Taxi – A demand responsive service in which taxis carry several unrelated passengers with different origins and destinations.

Small Urban – A geographic area with a central city that has a population of between 2,500 and 50,000 (Section 5311).

Special Transportation Services (STS) - Transportation provided by a carrier on a regular basis designed to serve individuals who are elderly, handicapped, or disabled and are unable to use regular types of transportation. In Minnesota, carriers must be certified by the Office of Freight and Commercial Vehicle Operations before providing transportation. Terms and conditions for STS service are in the Minnesota Department of Transportation's Special Transportation Service Rules, Parts 8840.5100 through 8840.6300.

State Public Transit Assistance – Funds appropriated by the Minnesota State legislature to be used to support the day-to-day operational costs of providing transit.

Subscription Service – Transportation service in which routes and schedules are prearranged to meet the needs of riders who sign up for the service in advance.

Suburban Transit Association Providers – Replacement service program in the Twin Cities metro area (see Minnesota Statutes Section 473.388).

System Miles - The miles a transit vehicle travels from the time it goes into revenue service to the time it returns from revenue service. It is often called platform miles. It includes revenue miles and deadhead miles.

Total Operating Cost – The total of all operating costs incurred during the transit system calendar year, excluding expenses associated with capital grants.

Total Passengers – The total of all revenue passengers plus transfer passengers on second and successive rides, and free ride passengers.

Transit – Transportation by bus, rail, or other conveyance, either publicly or privately owned, which provides to the public, general or special service on a regular and continuing basis. Also known as “mass transportation,” “mass transit” and “transit.” The term includes fixed-route and Para transit services as well as ridesharing.

Transit Dependent – A person who does not have immediate access to a private vehicle, or because of age or health reasons cannot drive and must rely on others for transportation.

Urbanized Area – A geographic area with a central city that has a population of over 50,000 (Section 5307).

Vanpool – A Para transit service by a van on a scheduled or unscheduled basis with at least five persons as occupants.