



Minnesota Gambling Control Board

Suite 300 South
1711 W. County Road B
Roseville, MN 55113
651-639-4000

TO: Honorable Tim Pawlenty, Governor
Honorable Margaret Anderson Kelliher, Speaker of the House
Honorable James Metzen, President of the Senate
Senate Research
House Research
Legislative Committee Chairs

DATE: February 3, 2010

RE: FY09 Organization Annual Report – Lawful Gambling

The attached report is provided to you as required under Minnesota Statute, section 349.151, subdivision 4, paragraph (a), clause (9).

The report includes a financial summary for each licensed organization conducting lawful (charitable) gaming and depicts gross receipts, prizes paid, expenses, and charitable donations. The report also includes a summary of all activity.

Report Highlights:

- Licensed organizations reported gross sales from lawful gambling of \$1,008,730,000 in FY09.
- Overall rate of prize payout was 81.6%.
- \$80,325,000 of gross profit was spent on "lawful purpose" donations in FY09.
 - \$33 million was spent on "charitable donations.
 - \$41 million was spent on taxes and fees.
 - \$6.5 million was spent on real estate taxes, utilities for veteran and fraternal clubs, and other miscellaneous items.
- The overall effective rate of taxes and fees paid compared to gross receipts was 3.9%.
- On average, licensed organizations are spending 57% of their gross profits on expenses.
- Veterans organizations account for 29% of total licensed organizations.

This report is sorted alphabetically by licensed organization. Additional "sorts" (by city, by gross receipts) can be provided upon request or viewed at www.gcb.state.mn.us under Annual Reports.

If you have any questions, please let me know!

A handwritten signature in black ink that reads "Tom Barrett". The signature is stylized with a long, sweeping underline that extends to the right.

Tom Barrett
Executive Director

Gambling Control Board

Report to the Governor and Legislature

FY2009 Financial Summary for Licensed Lawful (Charitable) Gambling Organizations

(MS 349.151, Subd. 4(a)(9) requires the Gambling Control Board to report annually to the governor and legislature a financial summary for each licensed organization)

GROSS RECEIPTS, PRIZES PAID, OPERATING EXPENSE, FUNDS AVAILABLE FOR DONATIONS

\$1,008,730,000	Gross Receipts - all money received from the five forms of lawful (charitable) gambling
\$823,522,000	Less Prizes Paid (81.6%)
\$185,208,000	Net Receipts (18.4%)
\$185,208,000	100.0% Net Receipts
(\$104,784,000)	56.6% Less Allowable (Operating) Expenses ⁽¹⁾ - expenses directly related to conduct of gambling such as salaries, rent, product, supplies
(\$1,318,000)	0.7% Less Capital Assets and Improvements - expenditures or contributions requiring approval by Gambling Control Board (mostly building repairs)
\$79,106,000	42.7% Amount available for Lawful Purpose Expenditures or Contributions (LPE), including taxes and fees, charitable contributions, and other lawful purpose)

ACTUAL FUNDS SPENT DURING FY2009

\$40,854,000	22.1% LPE spent on Taxes and Fees (taxes related to gambling, the .1% Board fee, and licensing fees paid to Gambling Control Board)
\$32,949,000	17.8% LPE spent on Charitable Donations (See chart FY2009 Charitable Contribution Breakdown for donations that meet charitable definition)
\$6,522,000	3.5% Other LPE (miscellaneous allowed items such as real estate taxes and utilities paid by veteran and fraternal organizations that own their own buildings)
\$80,325,000	43.4% Actual amount spent in FY2009 ⁽²⁾

Organization Type: ⁽³⁾

Veterans	352	29%	Legions, VFWs, Auxiliaries, etc.
Youth Programs	198	16%	Athletic, musical, etc.
Fire Departments	165	13%	Fire Relief Associations
Lions Clubs	165	13%	Lions
Fraternal / Civic Clubs	125	10%	Eagles, Elks, Moose, Jaycees, etc.
Miscellaneous	106	9%	Animal shelters, arts, library, medical, etc.
Outdoor	95	8%	ATV, conservation, fishing, hunting, lakes, snowmobile, trails, etc.
Church / School	21	2%	Churches, private schools
TOTAL	1,227	100%	

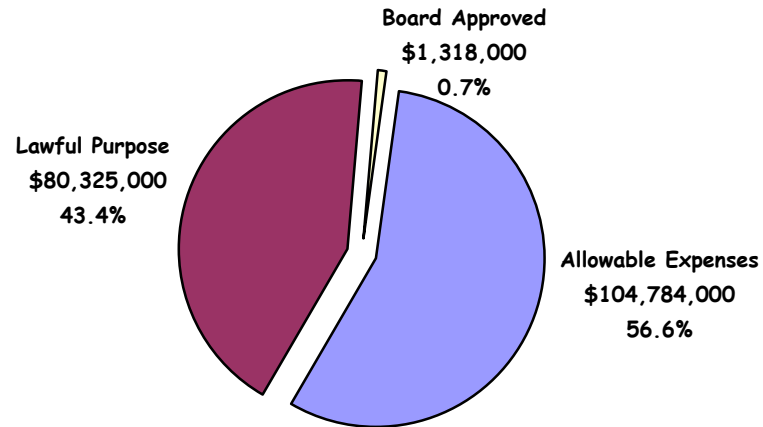
⁽¹⁾ Some organizations exceeded the expense limit allowed by law and were required to reimburse the overage from non-gambling funds. Total reimbursement was \$550,000.

⁽²⁾ Organizations are not required to spend 100% of net receipts annually. Money may be carried over from one year to the next (usually for larger projects).

⁽³⁾ 1% of the organizations did not respond by the deadline. Organizations with less than a full year of activity were not included.

Gambling Control Board

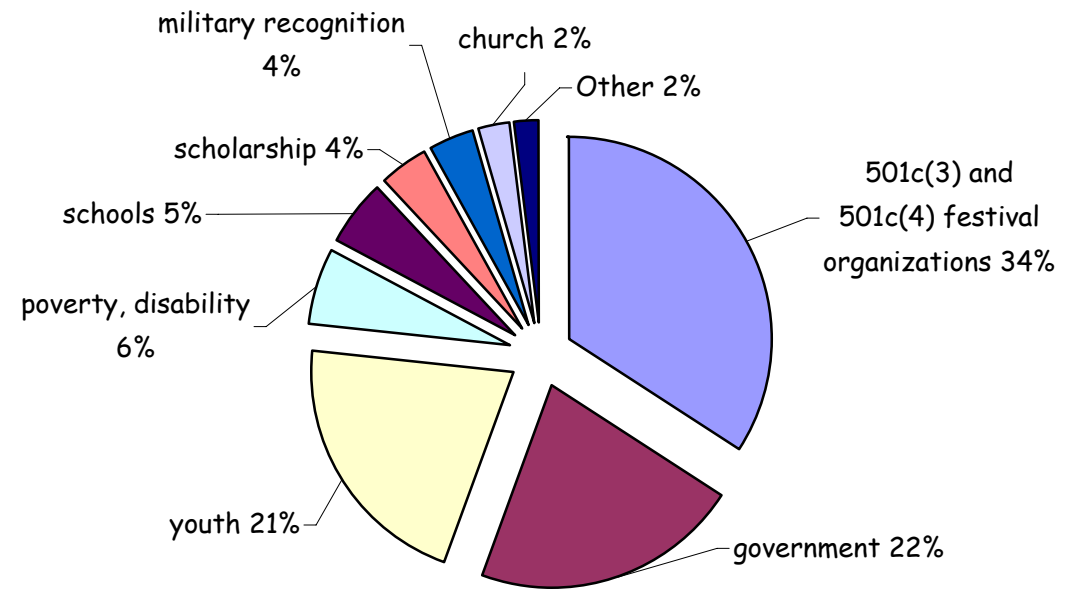
Net Receipts FY2009



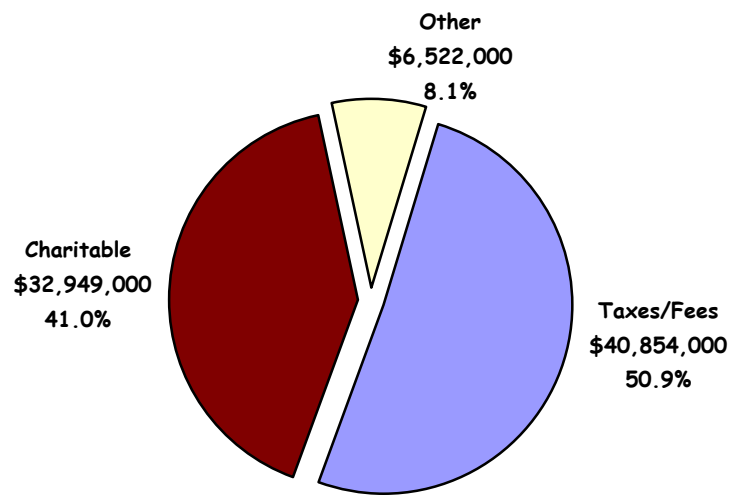
FY2009 Total Net Receipts Deposited \$185,208,000
 FY2009 Total Net Receipts Spent \$186,427,000

*Amount includes excess expenses of \$550,000 that required reimbursement

FY2009 Charitable Contribution Breakdown



FY2009 Lawful Purpose Breakdown



Total Lawful Purpose Expenditures \$80,325,000

Amount	Percentage	Category	Donation code
\$11,221,000	34%	501c(3) and 501c(4) festival organizations	A1
\$7,100,000	22%	government	A10
\$6,934,000	21%	youth	A7
\$2,002,000	6%	poverty, disability	A2
\$1,742,000	5%	school	A4
\$1,331,000	4%	scholarship	A5
\$1,179,000	4%	military recognition	A6
\$769,000	2%	church	A11
\$671,000	2%	Other	
\$32,949,000	100%		
\$380,000		Other - wildlife management, trails, DNR	A13
\$220,000		Other - food shelves	A14
\$47,000		Other - community arts	A15
\$20,000		Other - humanitarian	A19
\$4,000		Other - problem gambling	A3

FY09 July 1, 2008 to June 30, 2009 Organization	City	Gross Receipts	Prizes	Net Receipts	ALLOWABLE EXPENSES			Cap. Assets Improvements	LAWFUL PURPOSE EXPENDITURES							
					Total	%	Reimb		TOTAL	%	Charitable	%	Other	%	Tax/Fees	%
621 Foundation	New Brighton	256,696	203,109	53,587	48,446	90.4%	0	0	8,150	15.2%	0	0.0%	0	0.0%	8,150	15.2%
Abate of Minn	Marshall	120,424	85,208	35,216	9,466	26.9%	0	0	28,063	79.7%	24,199	68.7%	0	0.0%	3,864	11.0%
Air Force Assoc General EW Rawlings Chapte	Minneapolis	936,444	686,542	249,902	172,875	69.2%	-88	0	73,436	29.4%	33,579	13.4%	1,931	0.8%	37,925	15.2%
Airport Foundation MSP	St. Paul	311,137	239,435	71,702	52,651	73.4%	0	0	27,620	38.5%	22,000	30.7%	0	0.0%	5,620	7.8%
Aitkin Fire Dept Relief Assoc	Aitkin	379,952	316,767	63,185	45,803	72.5%	0	0	15,998	25.3%	7,730	12.2%	0	0.0%	8,268	13.1%
Aitkin Lions Club	Aitkin	687,516	576,910	110,606	80,836	73.1%	0	0	33,841	30.6%	19,058	17.2%	0	0.0%	14,783	13.4%
Aitkin Quarterbacks Club	Aitkin	434,792	353,486	81,308	42,571	52.4%	0	0	25,251	31.1%	17,215	21.2%	0	0.0%	8,036	9.9%
Akeley Lions Club	Akeley	128,408	103,659	24,749	14,023	56.7%	0	0	6,336	25.6%	3,275	13.2%	0	0.0%	3,061	12.4%
Albany Fire Dept	Albany	255,964	207,158	48,807	28,706	58.8%	0	0	19,056	39.0%	14,811	30.3%	0	0.0%	4,245	8.7%
Albany Jaycees	Albany	536,608	441,696	94,912	53,910	56.8%	0	0	42,308	44.6%	31,088	32.8%	0	0.0%	11,220	11.8%
Albany Lions Club	Albany	254,540	199,321	55,219	35,227	63.8%	0	0	19,805	35.9%	14,345	26.0%	0	0.0%	5,460	9.9%
Albert Lea Amateur Hockey Assoc	Albert Lea	756,771	590,026	166,745	94,730	56.8%	0	0	66,329	39.8%	47,638	28.6%	0	0.0%	18,691	11.2%
Albert Lea Wrestling Boosters	Albert Lea	171,137	134,905	36,232	34,034	93.9%	0	0	6,621	18.3%	0	0.0%	0	0.0%	6,621	18.3%
Albertville Lions Club	Albertville	2,910,659	2,482,174	428,485	242,867	56.7%	0	0	182,750	42.7%	21,479	5.0%	0	0.0%	161,271	37.6%
Alborn Sno Devils	Alborn	380,129	317,696	62,433	43,325	69.4%	0	86,866	-17,234	-27.6%	-24,888	-39.9%	0	0.0%	7,654	12.3%
Aldrich Lions Club	Aldrich	152,004	129,662	22,342	12,790	57.2%	0	0	5,225	23.4%	1,950	8.7%	0	0.0%	3,275	14.7%
Alexandria Area Hockey Assoc	Alexandria	229,385	136,733	92,652	31,674	34.2%	0	0	60,779	65.6%	51,838	55.9%	0	0.0%	8,941	9.7%
Aliveness Project Minneapolis	Minneapolis	774,856	607,345	167,511	99,102	59.2%	0	0	68,699	41.0%	44,279	26.4%	0	0.0%	24,420	14.6%
Aliveo Learning Center Inc.	Red Wing	1,436,740	1,194,822	241,918	146,202	60.4%	0	0	96,422	39.9%	31,900	13.2%	0	0.0%	64,522	26.7%
Altura Lions Club	Altura	24,937	19,143	5,794	1,908	32.9%	-17	0	3,764	65.0%	2,940	50.7%	0	0.0%	824	14.2%
Altura Volunteer Fire Relief Assoc	Altura	538,999	414,597	124,402	78,909	63.4%	0	0	49,073	39.4%	37,597	30.2%	0	0.0%	11,476	9.2%
Alvarado Lions Club	Alvarado	626,339	542,152	84,187	42,036	49.9%	0	0	46,109	54.8%	32,854	39.0%	0	0.0%	13,255	15.7%
Amboy Firemens Relief Assoc	Amboy	226,107	186,995	39,112	20,585	52.6%	0	0	14,958	38.2%	10,103	25.8%	0	0.0%	4,855	12.4%
American Business Womens Chapt Lady Slipp	Oakdale	2,053,134	1,664,413	388,721	235,446	60.6%	0	0	150,501	38.7%	45,555	11.7%	0	0.0%	104,946	27.0%
American Legion Post 10	Lake Benton	150,368	119,617	30,751	21,868	71.1%	0	0	11,806	38.4%	7,712	25.1%	0	0.0%	4,094	13.3%
American Legion Post 101	Melrose	626,876	493,268	133,608	60,355	45.2%	0	1,222	74,558	55.8%	34,341	25.7%	27,191	20.4%	13,026	9.7%
American Legion Post 102	Anoka	1,204,809	946,529	258,280	150,262	58.2%	0	0	120,114	46.5%	22,999	8.9%	55,054	21.3%	42,061	16.3%
American Legion Post 104	Litchfield	527,247	417,943	109,304	61,176	56.0%	0	0	48,539	44.4%	16,621	15.2%	20,009	18.3%	11,909	10.9%
American Legion Post 105	Lyle	527,263	444,611	82,652	52,858	64.0%	0	0	32,354	39.1%	13,959	16.9%	7,366	8.9%	11,029	13.3%
American Legion Post 108	Le Center	251,901	198,878	53,023	15,907	30.0%	0	0	32,500	61.3%	12,952	24.4%	13,622	25.7%	5,925	11.2%
American Legion Post 109	Two Harbors	540,221	461,136	79,085	48,841	61.8%	0	0	32,093	40.6%	929	1.2%	19,677	24.9%	11,487	14.5%
American Legion Post 11	Mankato	216,771	164,845	51,926	38,357	73.9%	0	0	13,371	25.8%	1,200	2.3%	6,356	12.2%	5,815	11.2%
American Legion Post 110	Lake City	88,922	68,534	20,388	11,535	56.6%	0	0	8,258	40.5%	4,963	24.3%	390	1.9%	2,905	14.2%
American Legion Post 113	Marshall	592,615	438,161	154,454	94,913	61.5%	0	22,245	53,657	34.7%	29,457	19.1%	8,704	5.6%	15,496	10.0%
American Legion Post 117	Thief River Falls	870,617	713,362	157,256	75,547	48.0%	0	0	57,548	36.6%	21,806	13.9%	7,982	5.1%	27,760	17.7%
American Legion Post 118	Wayzata	122,927	93,176	29,751	11,073	37.2%	0	0	21,221	71.3%	11,900	40.0%	6,669	22.4%	2,652	8.9%
American Legion Post 119	Byron	167,431	126,800	40,631	20,291	49.9%	-1,806	5,200	16,917	41.6%	7,752	19.1%	4,908	12.1%	4,257	10.5%
American Legion Post 12	Long Prairie	326,123	245,975	80,148	44,349	55.3%	0	0	29,382	36.7%	6,591	8.2%	14,765	18.4%	8,027	10.0%
American Legion Post 121	Watertown	215,472	168,367	47,105	29,200	62.0%	0	0	21,253	45.1%	14,768	31.4%	1,015	2.2%	5,470	11.6%
American Legion Post 122	Deer River	558,026	443,166	114,860	67,906	59.1%	0	0	39,308	34.2%	14,996	13.1%	15,273	13.3%	9,039	7.9%

FY09 July 1, 2008 to June 30, 2009 Organization	City	Gross Receipts	Prizes	Net Receipts	ALLOWABLE EXPENSES			Cap. Assets Improvements	LAWFUL PURPOSE EXPENDITURES							
					Total	%	Reimb		TOTAL	%	Charitable	%	Other	%	Tax/Fees	%
American Legion Post 123	Luverne	61,665	47,228	14,438	3,136	21.7%	0	0	9,524	66.0%	2,066	14.3%	5,454	37.8%	2,004	13.9%
American Legion Post 126	Cosmos	219,682	182,170	37,512	23,552	62.8%	0	0	14,787	39.4%	3,014	8.0%	6,637	17.7%	5,136	13.7%
American Legion Post 130	Jackson	185,515	141,711	43,804	32,180	73.5%	0	0	9,796	22.4%	1,697	3.9%	3,734	8.5%	4,365	10.0%
American Legion Post 131	Maple Lake	750,498	617,177	133,321	70,100	52.6%	0	0	64,476	48.4%	31,369	23.5%	12,457	9.3%	20,649	15.5%
American Legion Post 132	New Ulm	300,068	217,169	82,899	36,639	44.2%	0	0	50,803	61.3%	17,295	20.9%	25,770	31.1%	7,738	9.3%
American Legion Post 134	Walker	1,035,263	802,834	232,429	107,359	46.2%	0	12,000	92,840	39.9%	36,280	15.6%	20,859	9.0%	35,700	15.4%
American Legion Post 134 Aux	Walker	93,475	67,089	26,386	15,722	59.6%	0	0	4,988	18.9%	2,056	7.8%	0	0.0%	2,932	11.1%
American Legion Post 135	Hector	26,304	21,000	5,304	1,819	34.3%	0	0	3,978	75.0%	895	16.9%	2,056	38.8%	1,027	19.4%
American Legion Post 136	Flensburg	222,694	197,307	25,387	16,992	66.9%	0	0	9,333	36.8%	4,515	17.8%	659	2.6%	4,159	16.4%
American Legion Post 137	Royalton	70,984	58,428	12,556	9,079	72.3%	0	0	3,754	29.9%	1,545	12.3%	0	0.0%	2,209	17.6%
American Legion Post 14	Bemidji	1,371,346	1,169,977	201,369	89,209	44.3%	0	0	117,333	58.3%	17,731	8.8%	35,854	17.8%	63,747	31.7%
American Legion Post 141	Silver Lake	350,915	269,925	80,990	59,004	72.9%	0	0	35,854	44.3%	13,895	17.2%	15,051	18.6%	6,908	8.5%
American Legion Post 145	Howard Lake	289,911	232,463	57,448	37,030	64.5%	0	0	33,077	57.6%	4,736	8.2%	22,219	38.7%	6,122	10.7%
American Legion Post 146	Adams	257,788	210,927	46,861	24,741	52.8%	0	0	22,182	47.3%	14,960	31.9%	1,234	2.6%	5,988	12.8%
American Legion Post 149	Morristown	290,265	210,195	80,070	45,245	56.5%	0	0	35,454	44.3%	12,348	15.4%	14,935	18.7%	8,171	10.2%
American Legion Post 15	Detroit Lakes	715,394	596,841	118,553	89,606	75.6%	0	0	43,530	36.7%	13,159	11.1%	13,071	11.0%	17,300	14.6%
American Legion Post 150	Waconia	116,392	97,400	18,991	15,069	79.3%	0	0	7,398	39.0%	4,076	21.5%	0	0.0%	3,322	17.5%
American Legion Post 157	East Grand Forks	2,776,491	2,357,358	419,133	170,865	40.8%	0	8,556	216,379	51.6%	59,437	14.2%	9,222	2.2%	147,720	35.2%
American Legion Post 16	Bagley	431,470	342,930	88,540	59,768	67.5%	0	0	25,797	29.1%	3,643	4.1%	11,586	13.1%	10,568	11.9%
American Legion Post 164	Stewartville	696,852	567,877	128,975	67,820	52.6%	0	0	55,567	43.1%	20,389	15.8%	19,734	15.3%	15,444	12.0%
American Legion Post 165	Bricelyn	94,699	78,355	16,344	6,172	37.8%	0	0	5,768	35.3%	2,265	13.9%	1,613	9.9%	1,890	11.6%
American Legion Post 167	Willmar	1,083,243	899,756	183,487	99,688	54.3%	0	0	98,245	53.5%	46,554	25.4%	17,245	9.4%	34,446	18.8%
American Legion Post 168	White Bear Lake	1,429,761	1,145,555	284,206	148,873	52.4%	0	0	121,551	42.8%	23,139	8.1%	32,071	11.3%	66,341	23.3%
American Legion Post 172	Osseo	2,627,249	2,214,312	412,937	187,379	45.4%	0	23,447	209,988	50.9%	9,070	2.2%	73,535	17.8%	127,383	30.8%
American Legion Post 173	Tracy	209,791	167,051	42,740	29,144	68.2%	0	0	16,509	38.6%	11,070	25.9%	983	2.3%	4,456	10.4%
American Legion Post 1776	Apple Valley	4,450,229	3,712,499	737,730	252,707	34.3%	0	0	462,785	62.7%	94,399	12.8%	81,028	11.0%	287,358	39.0%
American Legion Post 178	Milaca	395,715	310,352	85,363	48,386	56.7%	0	3,129	28,948	33.9%	10,514	12.3%	6,460	7.6%	11,974	14.0%
American Legion Post 179	Plainview	322,448	260,093	62,355	39,330	63.1%	0	0	25,400	40.7%	10,865	17.4%	8,500	13.6%	6,035	9.7%
American Legion Post 181	Lake Park	157,261	112,597	44,664	28,224	63.2%	0	0	14,022	31.4%	2,033	4.6%	7,374	16.5%	4,615	10.3%
American Legion Post 184	Pine Island	653,110	535,397	117,713	68,192	57.9%	0	0	62,869	53.4%	17,440	14.8%	29,811	25.3%	15,618	13.3%
American Legion Post 187	Glenwood	488,282	407,789	80,493	56,017	69.6%	0	0	31,575	39.2%	20,333	25.3%	2,547	3.2%	8,695	10.8%
American Legion Post 19	Madelia	508,947	434,729	74,218	47,091	63.4%	0	0	31,874	42.9%	8,104	10.9%	14,111	19.0%	9,659	13.0%
American Legion Post 190	St. Charles	337,509	276,998	60,511	40,354	66.7%	0	0	25,341	41.9%	16,873	27.9%	980	1.6%	7,488	12.4%
American Legion Post 191	Caledonia	506,683	423,487	83,196	37,918	45.6%	0	1,000	45,515	54.7%	31,137	37.4%	6,100	7.3%	8,277	9.9%
American Legion Post 192	Elmore	350,047	275,176	74,871	44,413	59.3%	0	0	32,742	43.7%	19,636	26.2%	5,689	7.6%	7,417	9.9%
American Legion Post 2	Shakopee	342,687	261,712	80,976	44,561	55.0%	0	0	38,388	47.4%	3,325	4.1%	27,999	34.6%	7,064	8.7%
American Legion Post 20	Crookston	1,192,340	965,235	227,105	111,467	49.1%	0	11,247	96,873	42.7%	21,344	9.4%	24,704	10.9%	50,825	22.4%
American Legion Post 201	Mora	288,155	238,233	49,922	37,757	75.6%	0	150	13,697	27.4%	7,139	14.3%	0	0.0%	6,559	13.1%
American Legion Post 202	Hackensack	804,026	682,640	121,386	63,634	52.4%	0	0	53,683	44.2%	19,846	16.3%	4,346	3.6%	29,491	24.3%
American Legion Post 207	Cleveland	96,654	77,264	19,390	6,723	34.7%	0	0	13,273	68.5%	5,638	29.1%	4,927	25.4%	2,708	14.0%

FY09 July 1, 2008 to June 30, 2009 Organization	City	Gross Receipts	Prizes	Net Receipts	ALLOWABLE EXPENSES			Cap. Assets Improvements	LAWFUL PURPOSE EXPENDITURES							
					Total	%	Reimb		TOTAL	%	Charitable	%	Other	%	Tax/Fees	%
American Legion Post 21	Moorhead	1,528,400	1,199,457	328,943	192,067	58.4%	-15	0	143,764	43.7%	52,388	15.9%	41,839	12.7%	49,537	15.1%
American Legion Post 210	Wells	149,791	112,642	37,150	26,976	72.6%	0	0	9,557	25.7%	4,657	12.5%	387	1.0%	4,513	12.1%
American Legion Post 211	Holdingford	391,838	319,968	71,870	33,729	46.9%	0	0	32,553	45.3%	17,713	24.6%	6,670	9.3%	8,170	11.4%
American Legion Post 212	Park Rapids	3,836,061	3,360,889	475,173	210,465	44.3%	0	982	294,943	62.1%	32,461	6.8%	41,196	8.7%	221,286	46.6%
American Legion Post 214	Lancaster	93,606	77,956	15,650	4,432	28.3%	0	0	11,290	72.1%	728	4.7%	7,925	50.6%	2,637	16.8%
American Legion Post 216	Princeton	243,744	198,069	45,675	38,938	85.2%	0	0	18,226	39.9%	10,320	22.6%	0	0.0%	7,906	17.3%
American Legion Post 217	Baudette	653,128	553,585	99,543	65,489	65.8%	0	0	28,068	28.2%	1,696	1.7%	13,637	13.7%	12,735	12.8%
American Legion Post 22	Red Lake Falls	174,718	137,188	37,530	17,633	47.0%	0	2,618	19,518	52.0%	3,593	9.6%	11,567	30.8%	4,357	11.6%
American Legion Post 220	Mountain Iron	26,340	20,751	5,588	2,744	49.1%	0	0	4,521	80.9%	2,960	53.0%	540	9.7%	1,021	18.3%
American Legion Post 225	Forest Lake	839,773	590,468	249,305	145,202	58.2%	0	0	95,656	38.4%	18,240	7.3%	56,246	22.6%	21,170	8.5%
American Legion Post 228	Waseca	465,576	362,724	102,852	57,455	55.9%	0	0	46,457	45.2%	13,245	12.9%	23,219	22.6%	9,993	9.7%
American Legion Post 234	Minneapolis	515,300	430,764	84,536	41,131	48.7%	0	0	40,816	48.3%	5,576	6.6%	18,185	21.5%	17,055	20.2%
American Legion Post 237	Balaton	29,092	22,780	6,312	4,267	67.6%	0	0	2,912	46.1%	1,897	30.1%	0	0.0%	1,015	16.1%
American Legion Post 239	Virginia	634,553	530,412	104,141	52,303	50.2%	0	0	39,523	38.0%	7,913	7.6%	14,117	13.6%	17,493	16.8%
American Legion Post 24	Roseau	823,754	677,726	146,028	90,775	62.2%	0	8,600	49,522	33.9%	4,490	3.1%	21,322	14.6%	23,710	16.2%
American Legion Post 241	Aurora	507,889	433,305	74,584	49,439	66.3%	0	0	38,453	51.6%	14,315	19.2%	13,308	17.8%	10,830	14.5%
American Legion Post 242	Fisher	256,883	214,899	41,984	23,578	56.2%	0	0	15,494	36.9%	5,862	14.0%	3,525	8.4%	6,107	14.5%
American Legion Post 243	Askov	413,813	330,501	83,312	43,880	52.7%	0	0	37,993	45.6%	29,624	35.6%	0	0.0%	8,369	10.0%
American Legion Post 249	Spring Grove	259,810	195,541	64,270	33,374	51.9%	0	0	31,818	49.5%	12,146	18.9%	14,308	22.3%	5,364	8.3%
American Legion Post 25	Warroad	509,481	447,612	61,869	35,196	56.9%	0	0	27,433	44.3%	652	1.1%	15,871	25.7%	10,910	17.6%
American Legion Post 251	Robbinsdale	1,511,450	1,314,448	197,002	136,076	69.1%	0	0	78,892	40.0%	9,879	5.0%	729	0.4%	68,284	34.7%
American Legion Post 253	Lowry	466,534	380,011	86,523	49,942	57.7%	0	0	32,330	37.4%	14,625	16.9%	6,996	8.1%	10,709	12.4%
American Legion Post 254	Sauk Rapids	952,916	783,020	169,896	92,679	54.6%	0	0	76,467	45.0%	20,066	11.8%	27,167	16.0%	29,234	17.2%
American Legion Post 255	Brainerd	1,340,019	1,119,748	220,272	133,847	60.8%	0	0	98,589	44.8%	24,622	11.2%	20,931	9.5%	53,036	24.1%
American Legion Post 257	Springfield	315,631	253,623	62,008	36,203	58.4%	0	0	27,199	43.9%	20,451	33.0%	0	0.0%	6,748	10.9%
American Legion Post 259	Shorewood	729,186	601,048	128,138	97,213	75.9%	0	0	39,379	30.7%	12,883	10.1%	6,120	4.8%	20,375	15.9%
American Legion Post 260	Monticello	1,757,419	1,472,592	284,827	146,985	51.6%	0	0	139,867	49.1%	17,289	6.1%	38,713	13.6%	83,865	29.4%
American Legion Post 261	Kimball	281,599	225,845	55,754	32,741	58.7%	0	0	28,928	51.9%	9,386	16.8%	12,263	22.0%	7,279	13.1%
American Legion Post 262	Cloquet	356,355	312,242	44,113	20,792	47.1%	0	0	23,995	54.4%	6,984	15.8%	8,422	19.1%	8,589	19.5%
American Legion Post 264	Glenville	224,816	180,175	44,642	28,848	64.6%	0	0	16,468	36.9%	11,665	26.1%	0	0.0%	4,803	10.8%
American Legion Post 266	Hartland	269,484	225,079	44,406	24,786	55.8%	0	0	26,018	58.6%	21,169	47.7%	0	0.0%	4,849	10.9%
American Legion Post 267	Walnut Grove	25,843	19,352	6,491	3,539	54.5%	0	0	6,774	104.4%	370	5.7%	5,837	89.9%	567	8.7%
American Legion Post 269	Madison Lake	517,077	409,126	107,951	51,174	47.4%	0	0	57,692	53.4%	45,681	42.3%	0	0.0%	12,011	11.1%
American Legion Post 27	Warren	469,098	392,948	76,150	38,264	50.2%	0	0	38,890	51.1%	7,806	10.3%	20,831	27.4%	10,253	13.5%
American Legion Post 270	Buffalo	4,115,450	3,581,741	533,709	215,288	40.3%	0	0	305,005	57.1%	16,456	3.1%	38,688	7.2%	249,861	46.8%
American Legion Post 271	Paynesville	399,204	310,146	89,058	66,435	74.6%	0	0	26,024	29.2%	6,897	7.7%	9,896	11.1%	9,231	10.4%
American Legion Post 284	Cass Lake	179,246	150,281	28,965	18,667	64.4%	0	0	12,207	42.1%	1,600	5.5%	8,265	28.5%	2,342	8.1%
American Legion Post 285	Lake Wilson	101,212	79,973	21,239	15,039	70.8%	-381	0	9,767	46.0%	2,401	11.3%	4,441	20.9%	2,925	13.8%
American Legion Post 29	Morris	714,176	578,303	135,873	94,053	69.2%	0	0	36,820	27.1%	21,823	16.1%	0	0.0%	14,997	11.0%
American Legion Post 290	Cambridge	872,794	758,760	114,034	76,613	67.2%	0	0	43,470	38.1%	12,126	10.6%	9,429	8.3%	21,915	19.2%

FY09 July 1, 2008 to June 30, 2009 Organization	City	Gross Receipts	Prizes	Net Receipts	ALLOWABLE EXPENSES			Cap. Assets Improvements	LAWFUL PURPOSE EXPENDITURES							
					Total	%	Reimb		TOTAL	%	Charitable	%	Other	%	Tax/Fees	%
American Legion Post 290 Aux	Cambridge	744,617	600,942	143,675	92,986	64.7%	0	0	39,553	27.5%	14,904	10.4%	7,999	5.6%	16,650	11.6%
American Legion Post 294	Lake Crystal	592,170	463,367	128,803	64,886	50.4%	0	0	48,618	37.7%	10,476	8.1%	25,524	19.8%	12,618	9.8%
American Legion Post 298	Foley	564,290	459,674	104,616	63,134	60.3%	0	0	40,969	39.2%	11,300	10.8%	16,212	15.5%	13,457	12.9%
American Legion Post 299	Mabel	349,800	280,330	69,470	33,715	48.5%	0	1,655	34,375	49.5%	17,100	24.6%	9,843	14.2%	7,432	10.7%
American Legion Post 30	Fergus Falls	959,762	740,439	219,323	158,103	72.1%	0	0	59,803	27.3%	11,635	5.3%	25,277	11.5%	22,891	10.4%
American Legion Post 303	Fridley	2,513,630	2,071,692	441,939	238,261	53.9%	0	0	204,364	46.2%	26,265	5.9%	42,464	9.6%	135,635	30.7%
American Legion Post 304	Gonvick	84,989	66,036	18,952	9,900	52.2%	0	0	7,826	41.3%	1,745	9.2%	3,079	16.2%	3,002	15.8%
American Legion Post 309	Belview	48,889	38,855	10,034	4,110	41.0%	0	0	5,252	52.3%	3,629	36.2%	505	5.0%	1,118	11.1%
American Legion Post 311	Elysian	353,346	282,635	70,711	44,157	62.4%	0	0	25,388	35.9%	8,716	12.3%	8,129	11.5%	8,543	12.1%
American Legion Post 315	Lake Bronson	356,117	290,527	65,590	36,706	56.0%	0	0	28,013	42.7%	12,239	18.7%	8,341	12.7%	7,433	11.3%
American Legion Post 317	Emmons	133,912	109,998	23,914	9,770	40.9%	0	0	15,635	65.4%	3,788	15.8%	8,315	34.8%	3,532	14.8%
American Legion Post 318	Fulda	93,027	74,852	18,175	12,578	69.2%	0	0	14,406	79.3%	11,470	63.1%	0	0.0%	2,936	16.2%
American Legion Post 320	Hopkins	2,436,007	2,122,888	313,119	126,826	40.5%	0	0	182,166	58.2%	13,290	4.2%	31,195	10.0%	137,681	44.0%
American Legion Post 322	Currie	96,307	78,016	18,291	11,960	65.4%	0	0	8,604	47.0%	4,221	23.1%	1,413	7.7%	2,970	16.2%
American Legion Post 323	Clearwater	1,001,924	757,835	244,089	128,433	52.6%	0	0	93,167	38.2%	29,713	12.2%	30,880	12.7%	32,574	13.3%
American Legion Post 328	St. Joseph	501,946	422,860	79,086	47,317	59.8%	0	0	34,758	43.9%	9,451	12.0%	15,285	19.3%	10,022	12.7%
American Legion Post 33	St. James	356,714	263,837	92,877	56,015	60.3%	0	0	40,234	43.3%	14,446	15.6%	17,262	18.6%	8,526	9.2%
American Legion Post 330	Hayfield	195,494	148,195	47,299	27,920	59.0%	0	0	18,727	39.6%	6,082	12.9%	7,163	15.1%	5,482	11.6%
American Legion Post 331	Oslo	39,414	31,980	7,433	5,768	77.6%	0	0	4,794	64.5%	2,825	38.0%	758	10.2%	1,211	16.3%
American Legion Post 333	Kasson	888,018	741,591	146,427	83,140	56.8%	0	0	72,684	49.6%	33,918	23.2%	11,677	8.0%	27,089	18.5%
American Legion Post 334	Coon Rapids	1,416,287	1,125,100	291,187	155,295	53.3%	0	0	124,108	42.6%	3,262	1.1%	61,447	21.1%	59,399	20.4%
American Legion Post 343	Norwood Young Ar	330,531	266,823	63,708	36,531	57.3%	0	0	32,855	51.6%	25,309	39.7%	267	0.4%	7,279	11.4%
American Legion Post 353	Argyle	218,508	184,483	34,025	18,027	53.0%	0	0	18,554	54.5%	2,461	7.2%	10,636	31.3%	5,457	16.0%
American Legion Post 357	Ashby	1,426,964	1,210,237	216,727	106,515	49.1%	0	0	103,522	47.8%	22,680	10.5%	17,273	8.0%	63,569	29.3%
American Legion Post 359	Milan	108,419	89,230	19,189	13,736	71.6%	0	0	9,169	47.8%	6,050	31.5%	0	0.0%	3,119	16.3%
American Legion Post 36	Fairmont	393,809	326,797	67,012	44,170	65.9%	0	0	33,673	50.2%	26,278	39.2%	0	0.0%	7,394	11.0%
American Legion Post 361	Willow River	521,936	430,798	91,139	49,194	54.0%	0	0	47,578	52.2%	34,217	37.5%	2,272	2.5%	11,089	12.2%
American Legion Post 368	Backus	820,714	682,758	137,957	87,696	63.6%	0	1,207	56,177	40.7%	22,366	16.2%	9,649	7.0%	24,162	17.5%
American Legion Post 37	St. Peter	398,380	287,738	110,642	72,531	65.6%	0	0	41,277	37.3%	13,590	12.3%	17,600	15.9%	10,087	9.1%
American Legion Post 372	Blackduck	541,803	430,922	110,881	74,769	67.4%	-130	300	38,448	34.7%	13,965	12.6%	16,647	15.0%	7,836	7.1%
American Legion Post 38	Redwood Falls	120,014	99,187	20,827	10,939	52.5%	0	0	12,342	59.3%	5,946	28.6%	3,779	18.1%	2,617	12.6%
American Legion Post 381	Eden Valley	643,395	528,458	114,937	69,848	60.8%	0	0	44,223	38.5%	17,597	15.3%	5,669	4.9%	20,957	18.2%
American Legion Post 39	North St. Paul	1,418,520	1,173,183	245,337	128,800	52.5%	0	0	103,149	42.0%	19,422	7.9%	24,755	10.1%	58,972	24.0%
American Legion Post 390	Stephen	257,521	218,702	38,819	22,938	59.1%	500	0	17,159	44.2%	9,655	24.9%	1,723	4.4%	5,781	14.9%
American Legion Post 391	Storden	197,842	162,212	35,630	15,107	42.4%	0	0	21,042	59.1%	10,895	30.6%	5,355	15.0%	4,792	13.4%
American Legion Post 398	Mound	845,173	662,522	182,651	110,825	60.7%	0	0	67,051	36.7%	22,243	12.2%	20,272	11.1%	24,536	13.4%
American Legion Post 40	Lanesboro	264,998	216,620	48,378	27,812	57.5%	0	0	20,785	43.0%	3,240	6.7%	12,414	25.7%	5,131	10.6%
American Legion Post 400	Canton	143,965	112,114	31,851	19,422	61.0%	0	0	13,556	42.6%	9,440	29.6%	469	1.5%	3,647	11.5%
American Legion Post 404	Alden	142,978	115,393	27,585	14,205	51.5%	0	0	13,522	49.0%	3,435	12.5%	7,170	26.0%	2,916	10.6%
American Legion Post 407 Aux	Winsted	29,661	21,574	8,087	6,778	83.8%	0	0	1,432	17.7%	630	7.8%	70	0.9%	732	9.1%

FY09 July 1, 2008 to June 30, 2009 Organization	City	Gross Receipts	Prizes	Net Receipts	ALLOWABLE EXPENSES			Cap. Assets Improvements	LAWFUL PURPOSE EXPENDITURES							
					Total	%	Reimb		TOTAL	%	Charitable	%	Other	%	Tax/Fees	%
American Legion Post 408	Green Isle	186,473	147,471	39,002	21,146	54.2%	0	0	21,917	56.2%	19,005	48.7%	0	0.0%	2,912	7.5%
American Legion Post 41	Lamberton	78,054	64,607	13,447	12,274	91.3%	0	0	4,880	36.3%	100	0.7%	1,979	14.7%	2,801	20.8%
American Legion Post 423	Houston	270,545	222,119	48,425	23,334	48.2%	0	0	26,312	54.3%	9,320	19.2%	10,823	22.3%	6,169	12.7%
American Legion Post 424	Inver Grove Height	709,913	556,221	153,692	121,957	79.4%	0	0	24,909	16.2%	8,364	5.4%	0	0.0%	16,546	10.8%
American Legion Post 428	Waite Park	1,853,145	1,505,891	347,255	169,976	48.9%	0	0	176,633	50.9%	45,842	13.2%	36,871	10.6%	93,920	27.0%
American Legion Post 428 Aux	Waite Park	371,791	299,580	72,211	43,666	60.5%	0	0	27,760	38.4%	19,061	26.4%	0	0.0%	8,699	12.0%
American Legion Post 43	Faribault	523,580	421,417	102,163	62,888	61.6%	0	0	37,525	36.7%	14,348	14.0%	12,039	11.8%	11,138	10.9%
American Legion Post 431	Twin Valley	358,140	309,745	48,395	25,704	53.1%	0	0	20,944	43.3%	10,858	22.4%	2,889	6.0%	7,196	14.9%
American Legion Post 433	Gaylord	164,504	129,034	35,470	23,155	65.3%	0	2,795	8,793	24.8%	2,485	7.0%	0	0.0%	6,308	17.8%
American Legion Post 435	Richfield	2,051,869	1,665,773	386,096	249,651	64.7%	0	0	166,742	43.2%	22,151	5.7%	22,686	5.9%	121,905	31.6%
American Legion Post 435 Aux	Richfield	45,856	22,860	22,996	9,768	42.5%	0	0	15,408	67.0%	12,640	55.0%	175	0.8%	2,593	11.3%
American Legion Post 443	Ironton	780,481	643,103	137,379	86,618	63.1%	0	0	56,903	41.4%	27,333	19.9%	12,057	8.8%	17,512	12.7%
American Legion Post 444	Middle River	506,534	418,317	88,217	57,890	65.6%	0	2,500	27,547	31.2%	4,844	5.5%	11,919	13.5%	10,784	12.2%
American Legion Post 445	Karlstad	195,764	162,821	32,943	17,014	51.6%	0	0	19,698	59.8%	10,043	30.5%	5,238	15.9%	4,417	13.4%
American Legion Post 452	Keewatin	444,960	381,298	63,662	42,773	67.2%	0	0	17,979	28.2%	4,014	6.3%	5,207	8.2%	8,758	13.8%
American Legion Post 454	Kiester	154,424	124,792	29,632	11,738	39.6%	0	0	18,045	60.9%	3,173	10.7%	11,469	38.7%	3,403	11.5%
American Legion Post 455	Cold Spring	393,132	337,873	55,259	34,155	61.8%	0	0	19,908	36.0%	10,055	18.2%	0	0.0%	9,853	17.8%
American Legion Post 456	Sebeka	320,182	254,778	65,404	46,431	71.0%	0	0	19,577	29.9%	12,050	18.4%	0	0.0%	7,527	11.5%
American Legion Post 46	Little Falls	627,736	523,845	103,891	57,460	55.3%	0	0	57,190	55.0%	23,002	22.1%	19,276	18.6%	14,912	14.4%
American Legion Post 460	Russell	53,459	42,250	11,209	5,895	52.6%	0	0	6,020	53.7%	4,526	40.4%	0	0.0%	1,494	13.3%
American Legion Post 464	Brewster	82,588	62,468	20,120	11,848	58.9%	0	0	8,136	40.4%	5,735	28.5%	0	0.0%	2,401	11.9%
American Legion Post 47	Hastings	357,788	265,652	92,136	51,150	55.5%	0	0	55,840	60.6%	10,787	11.7%	36,924	40.1%	8,129	8.8%
American Legion Post 473	Rice	281,088	232,430	48,658	22,806	46.9%	0	0	22,237	45.7%	11,352	23.3%	5,092	10.5%	5,793	11.9%
American Legion Post 475	St. Clair	82,598	61,824	20,774	4,286	20.6%	0	0	13,255	63.8%	4,797	23.1%	6,175	29.7%	2,283	11.0%
American Legion Post 478	Hardwick	222,477	179,450	43,027	17,825	41.4%	0	0	25,380	59.0%	15,214	35.4%	4,093	9.5%	6,073	14.1%
American Legion Post 48	Stillwater	591,522	465,098	126,424	95,788	75.8%	0	0	61,200	48.4%	22,441	17.8%	24,442	19.3%	14,317	11.3%
American Legion Post 480	Orr	90,809	64,944	25,865	6,282	24.3%	0	0	16,417	63.5%	7,423	28.7%	6,213	24.0%	2,781	10.8%
American Legion Post 482	Albany	44,890	30,240	14,650	6,435	43.9%	0	0	4,563	31.1%	1,812	12.4%	1,558	10.6%	1,193	8.1%
American Legion Post 485	Clara City	83,546	67,783	15,763	11,470	72.8%	0	0	9,387	59.6%	7,247	46.0%	0	0.0%	2,140	13.6%
American Legion Post 49	Pequot Lakes	477,328	376,284	101,044	47,872	47.4%	0	2,500	45,594	45.1%	20,760	20.5%	16,443	16.3%	8,391	8.3%
American Legion Post 49 Aux	Pequot Lakes	519,470	406,635	112,834	64,098	56.8%	0	0	47,038	41.7%	34,758	30.8%	248	0.2%	12,032	10.7%
American Legion Post 491	Bayport	1,568,041	1,252,316	315,725	206,249	65.3%	0	0	124,058	39.3%	32,079	10.2%	22,978	7.3%	69,001	21.9%
American Legion Post 5	Worthington	218,075	172,051	46,025	26,208	56.9%	0	0	27,795	60.4%	5,538	12.0%	15,850	34.4%	6,407	13.9%
American Legion Post 50	Wabasha	545,858	415,594	130,264	80,361	61.7%	0	0	56,563	43.4%	28,041	21.5%	16,786	12.9%	11,736	9.0%
American Legion Post 500	Crosslake	340,995	270,901	70,094	42,737	61.0%	0	0	31,671	45.2%	9,926	14.2%	14,877	21.2%	6,868	9.8%
American Legion Post 505	Gary	130,047	109,574	20,473	12,283	60.0%	0	0	8,706	42.5%	1,703	8.3%	3,399	16.6%	3,604	17.6%
American Legion Post 507	Willernie	754,617	601,401	153,216	92,331	60.3%	0	0	75,242	49.1%	54,172	35.4%	0	0.0%	21,070	13.8%
American Legion Post 51	Pine City	552,731	437,077	115,654	70,004	60.5%	0	0	43,825	37.9%	1,668	1.4%	29,227	25.3%	12,930	11.2%
American Legion Post 513	New Brighton	1,113,200	918,947	194,253	143,679	74.0%	0	0	61,471	31.6%	8,180	4.2%	11,837	6.1%	41,454	21.3%
American Legion Post 526	Peterson	243,091	200,557	42,534	21,602	50.8%	0	0	18,152	42.7%	6,616	15.6%	5,574	13.1%	5,962	14.0%

FY09 July 1, 2008 to June 30, 2009 Organization	City	Gross Receipts	Prizes	Net Receipts	ALLOWABLE EXPENSES			Cap. Assets Improvements	LAWFUL PURPOSE EXPENDITURES							
					Total	%	Reimb		TOTAL	%	Charitable	%	Other	%	Tax/Fees	%
American Legion Post 537	New London	1,482,275	1,233,084	249,191	147,309	59.1%	0	0	96,692	38.8%	15,422	6.2%	14,890	6.0%	66,380	26.6%
American Legion Post 54	Red Wing	352,526	286,982	65,544	31,376	47.9%	0	500	35,584	54.3%	11,342	17.3%	13,729	20.9%	10,512	16.0%
American Legion Post 542	Roseville	1,632,281	1,329,517	302,764	143,544	47.4%	0	16,770	150,267	49.6%	28,858	9.5%	34,394	11.4%	87,015	28.7%
American Legion Post 545	Spicer	1,335,924	1,118,445	217,479	108,893	50.1%	0	0	116,017	53.3%	23,126	10.6%	39,985	18.4%	52,906	24.3%
American Legion Post 550	Bloomington	1,005,304	834,502	170,802	84,200	49.3%	0	0	60,853	35.6%	19,621	11.5%	459	0.3%	40,773	23.9%
American Legion Post 551	Eyota	219,862	169,443	50,419	32,383	64.2%	0	0	20,345	40.4%	9,935	19.7%	5,874	11.7%	4,536	9.0%
American Legion Post 552	Wells	225,433	183,715	41,718	23,924	57.3%	0	0	17,480	41.9%	10,020	24.0%	2,870	6.9%	4,590	11.0%
American Legion Post 553	Welcome	299,965	239,126	60,839	29,041	47.7%	0	0	26,655	43.8%	11,672	19.2%	4,871	8.0%	10,112	16.6%
American Legion Post 556	Wood Lake	63,146	50,518	12,628	9,126	72.3%	0	0	3,577	28.3%	1,845	14.6%	0	0.0%	1,732	13.7%
American Legion Post 56	Albert Lea	574,955	443,005	131,950	66,480	50.4%	-6	11,015	50,991	38.6%	2,432	1.8%	35,715	27.1%	12,844	9.7%
American Legion Post 560	Zimmerman	1,045,225	876,866	168,359	95,626	56.8%	0	0	71,542	42.5%	16,935	10.1%	17,731	10.5%	36,876	21.9%
American Legion Post 561	Lewisville	274,678	224,394	50,284	34,047	67.7%	0	5,501	18,037	35.9%	6,749	13.4%	5,868	11.7%	5,420	10.8%
American Legion Post 567	St. Michael	2,131,299	1,850,589	280,710	155,119	55.3%	0	0	147,991	52.7%	22,645	8.1%	11,291	4.0%	114,056	40.6%
American Legion Post 57	Chaska	619,282	490,859	128,423	72,117	56.2%	0	0	59,727	46.5%	28,032	21.8%	16,519	12.9%	15,176	11.8%
American Legion Post 573	Elgin	472,709	393,202	79,507	40,952	51.5%	0	0	32,765	41.2%	3,366	4.2%	18,905	23.8%	10,494	13.2%
American Legion Post 577	St. Paul	631,060	510,273	120,787	88,718	73.4%	0	0	33,577	27.8%	10,678	8.8%	7,625	6.3%	15,274	12.6%
American Legion Post 579	Millville	212,042	160,106	51,936	25,630	49.3%	0	0	25,022	48.2%	13,822	26.6%	8,067	15.5%	3,134	6.0%
American Legion Post 580	Chanhassen	4,621,255	3,883,976	737,279	227,397	30.8%	0	0	413,759	56.1%	7,402	1.0%	93,287	12.7%	313,070	42.5%
American Legion Post 586	Lonsdale	58,062	43,982	14,080	9,411	66.8%	0	0	5,600	39.8%	1,374	9.8%	2,495	17.7%	1,731	12.3%
American Legion Post 59	Montevideo	716,955	591,901	125,054	78,785	63.0%	0	700	56,452	45.1%	25,535	20.4%	12,232	9.8%	18,685	14.9%
American Legion Post 595	La Crescent	1,882,468	1,516,386	366,083	211,440	57.8%	0	7,243	184,355	50.4%	38,537	10.5%	55,490	15.2%	90,328	24.7%
American Legion Post 596	Erskine	611,812	507,930	103,882	67,185	64.7%	0	0	40,327	38.8%	22,766	21.9%	1,808	1.7%	15,753	15.2%
American Legion Post 6	Pipestone	358,413	289,118	69,295	42,115	60.8%	0	0	33,706	48.6%	15,105	21.8%	11,370	16.4%	7,231	10.4%
American Legion Post 60	Grand Rapids	420,335	344,558	75,777	59,219	78.1%	0	0	29,922	39.5%	9,674	12.8%	11,833	15.6%	8,415	11.1%
American Legion Post 600	Champlin	3,298,580	2,741,885	556,695	276,275	49.6%	0	0	296,954	53.3%	7,837	1.4%	111,674	20.1%	177,443	31.9%
American Legion Post 602	Hillman	235,940	186,073	49,867	27,524	55.2%	0	7,749	17,444	35.0%	4,985	10.0%	8,243	16.5%	4,216	8.5%
American Legion Post 608	Okabena	129,502	98,420	31,082	13,791	44.4%	0	0	15,163	48.8%	4,481	14.4%	7,253	23.3%	3,429	11.0%
American Legion Post 613	Pine River	410,892	302,590	108,303	62,826	58.0%	0	5,940	37,523	34.6%	4,395	4.1%	23,517	21.7%	9,611	8.9%
American Legion Post 617	Eagle Lake	120,727	90,234	30,493	22,513	73.8%	0	0	21,322	69.9%	2,574	8.4%	15,654	51.3%	3,094	10.1%
American Legion Post 620	Hugo	765,457	624,251	141,206	90,028	63.8%	0	13,566	30,243	21.4%	3,053	2.2%	9,091	6.4%	18,099	12.8%
American Legion Post 621	St. Cloud	341,131	271,681	69,450	35,966	51.8%	0	602	34,113	49.1%	6,347	9.1%	19,642	28.3%	8,124	11.7%
American Legion Post 622	St. Francis	1,221,413	1,048,644	172,769	130,076	75.3%	0	0	103,241	59.8%	19,647	11.4%	37,136	21.5%	46,458	26.9%
American Legion Post 623	Plummer	226,417	185,501	40,916	23,697	57.9%	0	4,500	20,878	51.0%	5,922	14.5%	9,204	22.5%	5,752	14.1%
American Legion Post 627	Nisswa	1,351,155	1,060,508	290,647	155,648	53.6%	0	0	116,476	40.1%	32,679	11.2%	28,869	9.9%	54,928	18.9%
American Legion Post 630	Brooklyn Center	2,303,635	1,972,257	331,378	116,578	35.2%	0	0	201,647	60.9%	31,963	9.6%	40,931	12.4%	128,753	38.9%
American Legion Post 641	Plato	336,637	269,280	67,357	40,475	60.1%	0	0	33,172	49.2%	24,273	36.0%	1,169	1.7%	7,730	11.5%
American Legion Post 642	Bowlus	38,974	29,717	9,257	4,728	51.1%	0	0	5,045	54.5%	3,370	36.4%	687	7.4%	988	10.7%
American Legion Post 643	Savage	720,380	562,232	158,148	93,224	58.9%	0	0	68,298	43.2%	-320	-0.2%	49,041	31.0%	19,577	12.4%
American Legion Post 65	Rosemount	836,336	634,982	201,354	119,902	59.5%	0	36,500	32,952	16.4%	6,237	3.1%	6,353	3.2%	20,362	10.1%
American Legion Post 67	Sauk Centre	249,395	190,125	59,270	36,000	60.7%	0	0	24,132	40.7%	10,491	17.7%	7,529	12.7%	6,112	10.3%

FY09 July 1, 2008 to June 30, 2009 Organization	City	Gross Receipts	Prizes	Net Receipts	ALLOWABLE EXPENSES			Cap. Assets Improvements	LAWFUL PURPOSE EXPENDITURES							
					Total	%	Reimb		TOTAL	%	Charitable	%	Other	%	Tax/Fees	%
American Legion Post 69	Granite Falls	250,430	210,803	39,627	25,397	64.1%	0	0	15,180	38.3%	7,880	19.9%	1,658	4.2%	5,642	14.2%
American Legion Post 75	New Richland	184,713	142,665	42,048	24,059	57.2%	0	0	18,150	43.2%	3,902	9.3%	10,426	24.8%	3,821	9.1%
American Legion Post 77	Owatonna	1,518,607	1,245,616	272,991	159,409	58.4%	0	0	119,475	43.8%	33,517	12.3%	12,367	4.5%	73,591	27.0%
American Legion Post 80	Wheaton	68,857	53,442	15,415	2,791	18.1%	0	0	15,757	102.2%	11,103	72.0%	2,500	16.2%	2,154	14.0%
American Legion Post 82	Winnebago	1,034,198	848,112	186,086	93,613	50.3%	0	0	97,612	52.5%	51,996	27.9%	322	0.2%	45,294	24.3%
American Legion Post 84	Northfield	118,395	93,073	25,322	13,886	54.8%	0	0	10,675	42.2%	7,466	29.5%	0	0.0%	3,209	12.7%
American Legion Post 85	North Branch	862,063	715,421	146,642	97,748	66.7%	0	500	52,581	35.9%	7,034	4.8%	9,510	6.5%	36,037	24.6%
American Legion Post 86	Aitkin	790,018	661,641	128,377	79,505	61.9%	0	0	51,981	40.5%	17,623	13.7%	16,259	12.7%	18,099	14.1%
American Legion Post 88	Greenbush	440,188	353,214	86,974	50,961	58.6%	0	0	47,500	54.6%	31,421	36.1%	7,343	8.4%	8,736	10.0%
American Legion Post 89	Blue Earth	622,473	515,792	106,681	56,792	53.2%	0	0	57,128	53.6%	30,112	28.2%	12,779	12.0%	14,237	13.3%
American Legion Post 9	Winona	542,278	402,963	139,315	85,616	61.5%	0	76,000	48,462	34.8%	19,340	13.9%	17,805	12.8%	11,317	8.1%
American Legion Post 91	Austin	451,335	360,327	91,008	65,986	72.5%	0	0	27,531	30.3%	17,349	19.1%	292	0.3%	9,890	10.9%
American Legion Post 92	Rochester	1,971,256	1,600,873	370,383	128,922	34.8%	0	9,894	235,609	63.6%	66,530	18.0%	61,665	16.6%	107,414	29.0%
American Legion Post 96	Hutchinson	1,405,550	1,107,026	298,524	157,451	52.7%	0	12,170	126,932	42.5%	17,252	5.8%	46,741	15.7%	62,939	21.1%
American Legion Post 98	St. Paul Park	1,508,376	1,262,481	245,895	122,421	49.8%	0	0	119,748	48.7%	36,565	14.9%	12,975	5.3%	70,208	28.6%
Amvets Post 1	Mendota	285,199	208,098	77,102	51,661	67.0%	0	0	25,186	32.7%	15,250	19.8%	902	1.2%	9,033	11.7%
Amvets Post 12	Hibbing	750,161	617,457	132,704	78,923	59.5%	0	0	51,319	38.7%	6,303	4.7%	25,901	19.5%	19,115	14.4%
Andover Huskies Youth Hockey Assoc	Andover	2,536,489	2,136,525	399,964	161,369	40.3%	0	0	241,962	60.5%	100,038	25.0%	0	0.0%	141,924	35.5%
Annandale Firefighters Relief Assoc	Annandale	786,034	671,573	114,461	70,699	61.8%	0	0	35,664	31.2%	15,000	13.1%	0	0.0%	20,664	18.1%
Annandale Lions Club	Annandale	2,723,369	2,241,983	481,386	232,070	48.2%	0	0	217,963	45.3%	66,708	13.9%	0	0.0%	151,256	31.4%
Anoka Area Hockey Assoc	Anoka	3,394,517	2,898,744	495,773	282,974	57.1%	0	25,000	194,479	39.2%	0	0.0%	0	0.0%	194,479	39.2%
Anoka Ice Arena Assoc	Anoka	2,461,083	2,064,307	396,775	230,616	58.1%	0	42,077	142,914	36.0%	0	0.0%	0	0.0%	142,914	36.0%
Apple Valley Hockey Assoc	Apple Valley	5,128,557	4,272,423	856,134	386,776	45.2%	0	0	495,003	57.8%	178,000	20.8%	0	0.0%	317,003	37.0%
Arlington Baseball Assoc	Arlington	231,135	188,632	42,503	30,616	72.0%	0	0	14,300	33.6%	10,764	25.3%	0	0.0%	3,535	8.3%
Armstrong Youth Hockey Assoc	New Hope	2,565,582	2,084,057	481,525	241,985	50.3%	0	0	216,787	45.0%	70,191	14.6%	0	0.0%	146,596	30.4%
Audubon Vol Fire Dept	Audubon	610,772	498,965	111,807	80,263	71.8%	0	0	39,853	35.6%	26,912	24.1%	0	0.0%	12,941	11.6%
Austin Area Commission for the Arts	Austin	433,641	347,042	86,599	63,174	73.0%	0	0	37,954	43.8%	29,068	33.6%	0	0.0%	8,886	10.3%
Avon Lions Club	Avon	706,174	580,635	125,539	64,647	51.5%	0	0	49,114	39.1%	31,055	24.7%	0	0.0%	18,059	14.4%
Babbitt Lions Club	Babbitt	252,510	197,327	55,181	48,164	87.3%	0	0	23,441	42.5%	18,400	33.3%	0	0.0%	5,041	9.1%
Babe Ruth League	Brooklyn Park	5,006,145	3,733,463	1,272,683	910,772	71.6%	0	0	309,213	24.3%	86,606	6.8%	0	0.0%	222,607	17.5%
Badger Jaycees	Badger	785,193	659,294	125,899	77,052	61.2%	0	0	38,861	30.9%	17,271	13.7%	0	0.0%	21,590	17.1%
Barnesville Booster Club	Barnesville	682,505	576,853	105,652	56,441	53.4%	0	0	81,582	77.2%	66,960	63.4%	0	0.0%	14,622	13.8%
Barrett Fire Dept Relief Assoc	Elbow Lake	542,314	478,030	64,284	35,650	55.5%	0	0	27,822	43.3%	16,100	25.0%	0	0.0%	11,722	18.2%
Baseball Assoc 191	Burnsville	1,988,319	1,591,207	397,112	257,530	64.9%	0	0	123,340	31.1%	25,005	6.3%	0	0.0%	98,335	24.8%
Baudette Arena Assoc	Baudette	802,866	645,754	157,112	75,611	48.1%	0	0	73,717	46.9%	52,250	33.3%	0	0.0%	21,467	13.7%
Baudette Fire Dept Relief Assoc	Baudette	487,368	410,558	76,810	51,479	67.0%	0	0	23,621	30.8%	10,000	13.0%	0	0.0%	13,621	17.7%
Baxter Lions Club	Baxter	813,927	643,879	170,048	99,882	58.7%	-475	0	60,551	35.6%	37,375	22.0%	0	0.0%	23,176	13.6%
Baxter Snowmobile Club Inc.	Baxter	267,247	212,776	54,471	32,231	59.2%	0	0	27,516	50.5%	20,230	37.1%	0	0.0%	7,286	13.4%
B-Dale Club	Roseville	110,474	83,095	27,379	19,031	69.5%	0	0	15,125	55.2%	5,726	20.9%	5,549	20.3%	3,782	14.1%
Becker Youth Sports Assoc	Becker	670,906	511,296	159,610	90,020	56.4%	0	0	70,047	43.9%	57,424	36.0%	0	0.0%	12,623	7.9%

FY09 July 1, 2008 to June 30, 2009 Organization	City	Gross Receipts	Prizes	Net Receipts	ALLOWABLE EXPENSES			Cap. Assets Improvements	LAWFUL PURPOSE EXPENDITURES							
					Total	%	Reimb		TOTAL	%	Charitable	%	Other	%	Tax/Fees	%
Belgrade Lions Club	Belgrade	479,638	396,367	83,271	38,693	46.5%	0	1,000	37,147	44.6%	28,027	33.7%	0	0.0%	9,120	11.0%
Belle Plaine Chamber of Commerce	Belle Plaine	937,605	785,890	151,716	77,229	50.9%	0	0	78,431	51.7%	43,200	28.5%	0	0.0%	35,231	23.2%
Bellingham Fireman's Relief Assoc	Bellingham	65,280	54,770	10,510	7,229	68.8%	0	0	9,653	91.8%	7,653	72.8%	0	0.0%	1,999	19.0%
Belview Firemen Relief Assoc	Belview	117,602	95,244	22,358	13,096	58.6%	-933	0	7,755	34.7%	5,000	22.4%	0	0.0%	2,755	12.3%
Bemidji Baseball	Bemidji	345,590	287,112	58,478	36,743	62.8%	0	0	15,691	26.8%	9,604	16.4%	0	0.0%	6,087	10.4%
Benson Hockey Assoc	Benson	1,204,616	960,464	244,152	94,059	38.5%	0	0	178,095	72.9%	129,994	53.2%	0	0.0%	48,101	19.7%
Bethlehem Academy	Faribault	386,585	289,035	97,550	72,896	74.7%	0	0	25,880	26.5%	19,232	19.7%	0	0.0%	6,648	6.8%
Big Falls Lions Club	Big Falls	259,853	212,418	47,435	29,085	61.3%	0	0	20,544	43.3%	15,290	32.2%	0	0.0%	5,254	11.1%
Big Swan Lake Improvement Assoc of Todd C	Grey Eagle	505,118	426,022	79,096	39,576	50.0%	0	0	39,125	49.5%	29,276	37.0%	0	0.0%	9,849	12.5%
Bird Island Lions	Bird Island	290,060	234,963	55,097	34,362	62.4%	0	0	22,113	40.1%	16,137	29.3%	0	0.0%	5,976	10.8%
Biwabik Area Civic Assoc	Biwabik	383,558	315,232	68,326	59,148	86.6%	0	0	17,187	25.2%	11,200	16.4%	0	0.0%	5,987	8.8%
Blackduck Fire Relief Assoc	Blackduck	294,662	241,317	53,345	27,584	51.7%	0	0	24,916	46.7%	19,450	36.5%	0	0.0%	5,467	10.2%
Blaine Jaycees	Blaine	633,125	496,643	136,482	146,087	107.0%	0	0	20,660	15.1%	9,092	6.7%	0	0.0%	11,568	8.5%
Blaine Lions Club	Blaine	1,024,199	794,443	229,757	138,240	60.2%	0	0	91,250	39.7%	59,744	26.0%	0	0.0%	31,506	13.7%
Blaine Youth Hockey Dist 11	Blaine	5,933,550	4,962,306	971,244	318,352	32.8%	0	0	654,043	67.3%	262,500	27.0%	0	0.0%	391,543	40.3%
Bloomington Lions Club	Bloomington	1,637,596	1,329,701	307,895	155,925	50.6%	0	0	151,029	49.1%	71,651	23.3%	0	0.0%	79,378	25.8%
Bluffton Baseball Assoc	Bluffton	491,491	418,985	72,506	36,763	50.7%	0	0	39,163	54.0%	29,900	41.2%	0	0.0%	9,263	12.8%
Bolder Options	Minneapolis	1,483,275	1,161,471	321,804	152,211	47.3%	-7,191	0	200,367	62.3%	105,939	32.9%	0	0.0%	94,428	29.3%
Borup Community Club	Borup	382,635	312,018	70,617	36,812	52.1%	0	0	25,809	36.5%	18,246	25.8%	0	0.0%	7,563	10.7%
Bowlus Firemens Relief Assoc	Bowlus	377,146	308,762	68,384	38,783	56.7%	0	0	23,231	34.0%	17,400	25.4%	0	0.0%	5,831	8.5%
Boxers Workout Gym	St. Cloud	1,020,950	808,275	212,676	135,485	63.7%	-8,430	0	81,875	38.5%	59,002	27.7%	0	0.0%	22,873	10.8%
Boyd Firemens Relief Assoc	Boyd	184,418	153,111	31,307	20,413	65.2%	0	0	13,901	44.4%	9,000	28.7%	0	0.0%	4,901	15.7%
Brainerd Amateur Hockey Assoc	Brainerd	477,391	345,333	132,058	61,994	46.9%	0	0	80,836	61.2%	69,839	52.9%	0	0.0%	10,998	8.3%
Brainerd Lions Club	Brainerd	1,423,533	1,235,542	187,991	106,066	56.4%	0	0	89,991	47.9%	26,590	14.1%	0	0.0%	63,401	33.7%
Brainerd Snodeos	Brainerd	339,572	283,166	56,406	29,584	52.4%	0	0	24,897	44.1%	19,006	33.7%	0	0.0%	5,891	10.4%
Brainerd Sports Boosters	Brainerd	1,392,856	1,180,981	211,875	112,834	53.3%	0	1,861	102,595	48.4%	40,194	19.0%	0	0.0%	62,401	29.5%
Brandon Fire Dept Relief Assoc	Brandon	1,845,136	1,596,988	248,148	84,673	34.1%	0	0	177,855	71.7%	81,943	33.0%	0	0.0%	95,912	38.7%
Breckenridge Fire Relief Assoc	Breckenridge	385,170	319,016	66,154	40,816	61.7%	0	0	26,301	39.8%	19,000	28.7%	0	0.0%	7,301	11.0%
Breckenridge Hockey Youth Assoc	Breckenridge	107,367	84,410	22,957	15,593	67.9%	0	0	8,670	37.8%	6,858	29.9%	0	0.0%	1,812	7.9%
Brooklyn Center Lions Club	Brooklyn Center	724,866	612,163	112,703	70,231	62.3%	0	0	35,573	31.6%	18,534	16.4%	0	0.0%	17,039	15.1%
Brooklyn Park Youth Hockey Assoc	Brooklyn Park	3,473,226	2,927,001	546,225	241,087	44.1%	0	0	458,780	84.0%	252,854	46.3%	0	0.0%	205,926	37.7%
Brooten Commercial Club	Brooten	724,506	584,949	139,558	78,406	56.2%	0	0	63,422	45.4%	45,026	32.3%	0	0.0%	18,396	13.2%
Browerville Lions Club	Browerville	321,846	257,610	64,236	38,156	59.4%	0	0	28,585	44.5%	22,812	35.5%	0	0.0%	5,772	9.0%
Brownsdale Firemens Relief Assoc	Brownsdale	132,571	100,712	31,859	16,059	50.4%	0	0	13,205	41.4%	9,000	28.2%	0	0.0%	4,205	13.2%
Brownton Lions Club	Brownton	374,920	296,411	78,509	39,325	50.1%	0	0	41,083	52.3%	33,681	42.9%	0	0.0%	7,402	9.4%
Buckman Trailblazers Snowmobile Club	Buckman	257,830	213,151	44,679	32,331	72.4%	0	0	16,318	36.5%	11,342	25.4%	0	0.0%	4,976	11.1%
Buffalo Lake Lions Club	Buffalo Lake	321,453	262,962	58,491	31,272	53.5%	0	0	28,999	49.6%	22,703	38.8%	0	0.0%	6,296	10.8%
Buffalo Lions Club	Buffalo	715,681	594,652	121,029	87,891	72.6%	0	0	30,984	25.6%	13,659	11.3%	0	0.0%	17,326	14.3%
Buffalo Youth Hockey Assoc	Buffalo	1,825,959	1,532,192	293,767	153,254	52.2%	0	0	121,122	41.2%	30,000	10.2%	0	0.0%	91,122	31.0%
Burnsville Hockey Club	Burnsville	1,759,235	1,398,827	360,408	249,965	69.4%	-18,247	0	139,853	38.8%	53,000	14.7%	0	0.0%	86,853	24.1%

FY09 July 1, 2008 to June 30, 2009 Organization	City	Gross Receipts	Prizes	Net Receipts	ALLOWABLE EXPENSES			Cap. Assets Improvements	LAWFUL PURPOSE EXPENDITURES							
					Total	%	Reimb		TOTAL	%	Charitable	%	Other	%	Tax/Fees	%
Burnsville Lions Club	Burnsville	6,997,502	5,976,469	1,021,033	491,902	48.2%	0	0	531,300	52.0%	98,132	9.6%	0	0.0%	433,169	42.4%
Caledonia Sno-Gophers Snowmobile Club	Brownsville	458,884	372,153	86,731	51,410	59.3%	0	26,148	12,707	14.7%	3,859	4.4%	0	0.0%	8,848	10.2%
Caledonia Volunteer Fire Department Relief Ass	Caledonia	96,079	77,201	18,878	10,958	58.0%	0	0	4,577	24.2%	2,123	11.2%	0	0.0%	2,454	13.0%
Cambridge Isanti Hockey Assoc	Isanti	433,293	325,388	107,905	65,414	60.6%	0	0	51,413	47.6%	42,500	39.4%	0	0.0%	8,913	8.3%
Canadian Days Little Canada	Little Canada	455,764	362,333	93,431	61,882	66.2%	0	0	35,873	38.4%	28,673	30.7%	0	0.0%	7,200	7.7%
Canby Fire Dept Relief Assoc	Canby	192,226	123,612	68,614	21,507	31.3%	-50	0	48,313	70.4%	41,550	60.6%	0	0.0%	6,763	9.9%
Cannon Falls Fire Dept Relief Assoc	Cannon Falls	637,211	533,229	103,983	75,484	72.6%	0	0	41,909	40.3%	27,725	26.7%	0	0.0%	14,184	13.6%
Carlos Lions Club	Carlos	1,287,476	1,121,452	166,024	81,247	48.9%	0	0	98,608	59.4%	45,095	27.2%	0	0.0%	53,513	32.2%
Carver Lions Club	Carver	602,535	510,955	91,580	52,697	57.5%	0	0	37,007	40.4%	22,022	24.0%	0	0.0%	14,985	16.4%
Cathedral High School	St. Cloud	1,160,365	838,658	321,707	243,229	75.6%	-55,386	0	102,429	31.8%	75,000	23.3%	0	0.0%	27,429	8.5%
Catholic Eldercare Community Foundation	Minneapolis	1,511,845	1,225,779	286,066	175,874	61.5%	0	0	94,898	33.2%	20,000	7.0%	0	0.0%	74,898	26.2%
Catholic Parents St. Paul Club	Eagan	780,528	651,470	129,058	72,933	56.5%	0	0	51,142	39.6%	27,935	21.6%	0	0.0%	23,207	18.0%
CC Riders Snowmobile Club	Canyon	2,793,118	2,323,914	469,204	290,820	62.0%	0	0	201,509	42.9%	31,372	6.7%	0	0.0%	170,137	36.3%
Centennial Youth Hockey Assoc	Circle Pines	5,496,357	4,597,370	898,987	441,828	49.1%	0	0	459,655	51.1%	116,916	13.0%	0	0.0%	342,739	38.1%
Center City Fire Relief Assoc	Center City	499,674	409,512	90,162	54,664	60.6%	0	0	43,602	48.4%	28,688	31.8%	0	0.0%	14,914	16.5%
Central Minn Sexual Assault Ctr	St. Cloud	1,894,579	1,563,755	330,824	185,677	56.1%	0	0	153,881	46.5%	58,000	17.5%	0	0.0%	95,881	29.0%
Central Minn Task Force For Battered Women	St. Cloud	1,181,640	862,661	318,980	242,577	76.0%	0	0	54,903	17.2%	27,438	8.6%	0	0.0%	27,465	8.6%
Central Square Inc	Glenwood	125,428	95,947	29,481	23,501	79.7%	0	0	12,313	41.8%	9,356	31.7%	0	0.0%	2,957	10.0%
Chamber of Commerce Byron Area	Byron	224,373	183,192	41,181	33,380	81.1%	0	0	5,111	12.4%	1,181	2.9%	0	0.0%	3,930	9.5%
Chamber of Commerce Ham Lake	Ham Lake	3,078,540	2,463,924	614,617	317,031	51.6%	0	0	222,702	36.2%	48,890	8.0%	0	0.0%	173,812	28.3%
Champlin Dayton Athletic Assoc	Champlin	4,000,556	3,393,856	606,700	197,278	32.5%	0	700	414,025	68.2%	173,577	28.6%	0	0.0%	240,448	39.6%
Champlin Park Youth Hockey Assoc	Champlin	2,294,757	1,961,282	333,475	148,983	44.7%	0	0	179,081	53.7%	50,000	15.0%	0	0.0%	129,081	38.7%
Chaska Lions Club	Chaska	1,000,873	761,578	239,295	142,015	59.3%	0	0	71,592	29.9%	38,854	16.2%	0	0.0%	32,738	13.7%
Chatfield Athletic Club	Chatfield	452,639	370,346	82,293	37,390	45.4%	0	0	48,756	59.2%	39,038	47.4%	0	0.0%	9,718	11.8%
Chatfield Firefighters Activities Assoc Inc	Chatfield	572,487	467,243	105,244	48,819	46.4%	0	0	56,123	53.3%	45,200	42.9%	0	0.0%	10,923	10.4%
Chicagami	Eveleth	709,270	577,708	131,562	82,116	62.4%	0	0	44,504	33.8%	25,106	19.1%	0	0.0%	19,398	14.7%
Chisago City Fire Relief Assoc	Chisago City	1,870,245	1,538,280	331,965	158,548	47.8%	0	0	161,792	48.7%	64,542	19.4%	0	0.0%	97,250	29.3%
Chisago Lakes Area Recreation Assoc	Lindstrom	317,960	241,544	76,416	51,753	67.7%	0	0	24,429	32.0%	14,061	18.4%	0	0.0%	10,368	13.6%
Chops Inc	Minneapolis	1,171,962	937,949	234,013	116,591	49.8%	0	0	108,079	46.2%	64,383	27.5%	0	0.0%	43,696	18.7%
Church of Crucifixion	La Crescent	365,265	295,699	69,566	40,828	58.7%	0	0	28,319	40.7%	21,938	31.5%	0	0.0%	6,381	9.2%
Church of Holy Trinity	Winsted	540,021	418,263	121,758	27,219	22.4%	0	0	89,603	73.6%	73,439	60.3%	0	0.0%	16,164	13.3%
Church of Incarnation	Minneapolis	4,052,599	3,239,324	813,274	551,666	67.8%	0	0	275,021	33.8%	41,397	5.1%	0	0.0%	233,624	28.7%
Church of St Jerome	Maplewood	845,920	665,786	180,134	132,123	73.3%	0	0	54,236	30.1%	27,018	15.0%	0	0.0%	27,218	15.1%
Church of St Stanislaus	Winona	230,954	157,032	73,922	18,918	25.6%	0	0	53,312	72.1%	46,500	62.9%	0	0.0%	6,812	9.2%
Church of St. John Nepomuk Lastrup	Lastrup	333,010	282,833	50,177	32,754	65.3%	0	0	20,058	40.0%	13,200	26.3%	0	0.0%	6,858	13.7%
Church Of St. Joseph	Waite Park	998,209	753,527	244,682	144,378	59.0%	0	0	107,425	43.9%	75,440	30.8%	0	0.0%	31,986	13.1%
Church of St. Lawrence	Foley	462,647	371,809	90,838	40,459	44.5%	0	0	51,247	56.4%	42,688	47.0%	0	0.0%	8,559	9.4%
Church of St. Maron	Minneapolis	4,208,931	3,528,288	680,643	388,235	57.0%	0	0	277,707	40.8%	20,000	2.9%	0	0.0%	257,707	37.9%
Church of St. Mary Romanian Orthodox	St. Paul	1,553,248	1,207,814	345,434	268,902	77.8%	0	0	67,513	19.5%	38,866	11.3%	0	0.0%	28,647	8.3%
Church of St. Philip	Litchfield	643,160	499,725	143,435	59,947	41.8%	0	0	80,650	56.2%	65,105	45.4%	0	0.0%	15,545	10.8%

FY09 July 1, 2008 to June 30, 2009 Organization	City	Gross Receipts	Prizes	Net Receipts	ALLOWABLE EXPENSES			Cap. Assets Improvements	LAWFUL PURPOSE EXPENDITURES							
					Total	%	Reimb		TOTAL	%	Charitable	%	Other	%	Tax/Fees	%
Church of St. Thomas Aquinas	International Falls	68,316	45,220	23,096	1,079	4.7%	0	0	27,381	118.5%	25,238	109.3%	0	0.0%	2,143	9.3%
Circle of Serbian Sisters of St. Vasilije Church	Chisholm	231,916	188,303	43,613	15,454	35.4%	0	0	27,654	63.4%	23,100	53.0%	0	0.0%	4,554	10.4%
Clara City Lions Club	Clara City	139,555	117,174	22,381	11,242	50.2%	0	0	12,224	54.6%	8,843	39.5%	0	0.0%	3,381	15.1%
Claremont Area Chamber of Commerce	Claremont	340,222	276,084	64,138	36,547	57.0%	0	0	22,378	34.9%	14,268	22.2%	0	0.0%	8,110	12.6%
Clarissa Lions Club	Clarissa	310,721	263,718	47,003	33,415	71.1%	0	0	11,003	23.4%	5,525	11.8%	0	0.0%	5,478	11.7%
Clarkfield Lions Club	Clarkfield	125,550	99,739	25,811	14,688	56.9%	0	7,000	14,534	56.3%	11,754	45.5%	0	0.0%	2,780	10.8%
Clear Lake Lions Club	Clear Lake	1,396,427	1,141,268	255,159	136,317	53.4%	0	0	123,842	48.5%	57,852	22.7%	1,030	0.4%	64,960	25.5%
Clearbrook Community Club	Clearbrook	420,108	355,326	64,782	37,488	57.9%	0	0	35,698	55.1%	28,560	44.1%	0	0.0%	7,138	11.0%
Clearwater Lions Club	Clearwater	899,505	734,705	164,800	86,727	52.6%	0	0	72,317	43.9%	47,441	28.8%	0	0.0%	24,876	15.1%
Clearwater Trailblazers Snowmobile Club Inc	Bagley	322,194	245,996	76,198	39,878	52.3%	0	0	28,905	37.9%	21,190	27.8%	0	0.0%	7,715	10.1%
Clements Fire Dept Relief Assoc	Clements	164,889	126,950	37,939	15,739	41.5%	0	0	24,179	63.7%	21,500	56.7%	0	0.0%	2,679	7.1%
Cleveland Firemen's Relief Assoc	Cleveland	572,203	459,740	112,463	49,473	44.0%	0	0	60,716	54.0%	50,600	45.0%	0	0.0%	10,116	9.0%
Climax Community Club	Climax	865,500	750,882	114,618	62,568	54.6%	0	0	54,473	47.5%	29,465	25.7%	0	0.0%	25,008	21.8%
Climb Inc	Inver Grove Height	6,858,746	5,505,911	1,352,836	853,235	63.1%	0	0	508,284	37.6%	54,954	4.1%	0	0.0%	453,330	33.5%
Cloquet Amateur Hockey Womens Aux	Cloquet	722,507	621,711	100,796	52,337	51.9%	-12,455	0	54,552	54.1%	35,000	34.7%	0	0.0%	19,552	19.4%
Cokato Firefighters Relief Assoc	Cokato	109,619	82,186	27,433	13,124	47.8%	0	0	12,642	46.1%	10,845	39.5%	0	0.0%	1,796	6.5%
Cold Spring Fire Dept Relief Assoc	Cold Spring	281,156	212,961	68,195	32,899	48.2%	0	0	37,222	54.6%	26,473	38.8%	0	0.0%	10,749	15.8%
Cold Spring Lions Club	Cold Spring	322,130	267,400	54,730	35,439	64.8%	0	0	24,539	44.8%	16,463	30.1%	0	0.0%	8,076	14.8%
Cologne Firemans Relief Assoc	Cologne	376,439	300,236	76,203	46,441	60.9%	0	0	26,119	34.3%	20,132	26.4%	0	0.0%	5,987	7.9%
Columbia Heights Athletic Boosters Club	Columbia Heights	878,440	667,791	210,649	152,895	72.6%	0	0	49,272	23.4%	23,100	11.0%	0	0.0%	26,172	12.4%
Columbia Moorhead Club	Moorhead	242,657	187,955	54,702	31,830	58.2%	0	0	27,746	50.7%	16,087	29.4%	6,578	12.0%	5,080	9.3%
Community Charities of Minnesota	Mankato	5,538,361	4,424,246	1,114,115	618,073	55.5%	0	500	522,714	46.9%	175,796	15.8%	0	0.0%	346,918	31.1%
Community Connection of Sauk Centre	Sauk Centre	1,204,480	1,000,426	204,054	94,262	46.2%	0	0	87,141	42.7%	38,878	19.1%	0	0.0%	48,263	23.7%
Confidence Learning Center	East Gull Lake	9,499,414	7,507,810	1,991,604	1,151,603	57.8%	0	0	806,528	40.5%	182,099	9.1%	0	0.0%	624,429	31.4%
Cook Firemens Relief Assoc	Cook	298,589	239,925	58,664	36,684	62.5%	0	0	21,126	36.0%	14,950	25.5%	0	0.0%	6,176	10.5%
Cook Timberwolves Snowmobile Club	Cook	561,285	450,255	111,030	55,486	50.0%	0	6,250	42,596	38.4%	28,571	25.7%	0	0.0%	14,025	12.6%
Coon Lake Community & Senior Ctr	Wyoming	154,979	115,843	39,136	22,204	56.7%	0	0	13,745	35.1%	8,404	21.5%	0	0.0%	5,341	13.6%
Coon Rapids Lions Club	Coon Rapids	2,331,759	1,901,220	430,540	278,596	64.7%	0	0	143,766	33.4%	39,146	9.1%	0	0.0%	104,620	24.3%
Coon Rapids Mat Bandits Wrestling Club	Coon Rapids	3,729,452	2,998,114	731,338	356,301	48.7%	0	0	390,429	53.4%	188,722	25.8%	0	0.0%	201,707	27.6%
Coon Rapids National Little League	Anoka	3,420,672	2,783,770	636,902	316,798	49.7%	0	0	321,059	50.4%	124,100	19.5%	0	0.0%	196,959	30.9%
Coon Rapids Youth Hockey Assoc	Coon Rapids	3,077,792	2,519,148	558,645	336,050	60.2%	0	0	223,086	39.9%	54,309	9.7%	0	0.0%	168,777	30.2%
Corcoran Jaycees	Corcoran	692,961	574,101	118,860	71,162	59.9%	0	0	63,162	53.1%	44,791	37.7%	0	0.0%	18,371	15.5%
Cormorant Lakes Sportsman Club	Audubon	1,442,029	1,160,216	281,813	149,745	53.1%	0	0	127,089	45.1%	63,041	22.4%	2,370	0.8%	61,678	21.9%
Cosmos Lions Club	Cosmos	106,220	89,185	17,035	8,602	50.5%	0	0	8,118	47.7%	5,760	33.8%	0	0.0%	2,358	13.8%
Cottage Grove Athletic Assoc	Cottage Grove	1,659,883	1,332,748	327,135	204,730	62.6%	0	0	122,497	37.4%	54,213	16.6%	0	0.0%	68,284	20.9%
Cottage Grove Lions Club	Cottage Grove	252,262	190,442	61,820	49,699	80.4%	0	0	12,260	19.8%	7,881	12.7%	0	0.0%	4,379	7.1%
Cotter High School	Winona	1,509,952	1,216,877	293,075	147,556	50.3%	0	0	155,524	53.1%	88,733	30.3%	0	0.0%	66,791	22.8%
Cottonwood Co Game & Fish Protective League	Windom	450,695	363,657	87,038	41,547	47.7%	0	5,000	28,826	33.1%	19,208	22.1%	0	0.0%	9,618	11.1%
Courtland Lions Club	Courtland	169,239	136,666	32,573	19,306	59.3%	0	0	11,215	34.4%	7,683	23.6%	0	0.0%	3,532	10.8%
Courtland Recreation Assoc	Courtland	85,114	59,953	25,161	14,668	58.3%	0	0	15,723	62.5%	13,850	55.0%	0	0.0%	1,873	7.4%

FY09 July 1, 2008 to June 30, 2009 Organization	City	Gross Receipts	Prizes	Net Receipts	ALLOWABLE EXPENSES			Cap. Assets Improvements	LAWFUL PURPOSE EXPENDITURES							
					Total	%	Reimb		TOTAL	%	Charitable	%	Other	%	Tax/Fees	%
Crookston Firefighters Assoc	Crookston	403,187	317,379	85,808	48,754	56.8%	0	0	36,416	42.4%	28,579	33.3%	0	0.0%	7,838	9.1%
Crosby Fire Relief Assoc	Crosby	1,286,701	1,114,295	172,406	92,570	53.7%	0	0	73,825	42.8%	22,900	13.3%	0	0.0%	50,925	29.5%
Crosby Ironton Aitkin Amateur Hockey Assoc	Crosby	1,299,113	1,051,962	247,152	153,494	62.1%	0	0	97,294	39.4%	42,822	17.3%	0	0.0%	54,472	22.0%
Crosby Ironton Quarterback Club	Ironton	1,117,567	974,206	143,361	82,775	57.7%	0	0	51,380	35.8%	9,327	6.5%	0	0.0%	42,053	29.3%
Crosslake Lions Club	Crosslake	770,032	625,630	144,402	77,563	53.7%	0	0	64,344	44.6%	45,180	31.3%	0	0.0%	19,164	13.3%
Crow River Sno Pros	Hutchinson	1,111,261	914,543	196,718	73,758	37.5%	0	0	112,685	57.3%	72,407	36.8%	0	0.0%	40,278	20.5%
Crow River Youth Hockey Assoc	Delano	641,979	540,881	101,098	67,263	66.5%	0	0	48,370	47.8%	33,300	32.9%	0	0.0%	15,070	14.9%
Crystal Lions Club	Crystal	957,389	795,956	161,433	129,131	80.0%	0	0	36,520	22.6%	8,750	5.4%	0	0.0%	27,770	17.2%
Cura Center	St. Cloud	1,133,828	825,049	308,779	239,288	77.5%	-54,273	0	154,324	50.0%	129,271	41.9%	0	0.0%	25,053	8.1%
Currie Town and Country Boosters	Currie	307,156	248,581	58,576	38,510	65.7%	0	0	19,164	32.7%	13,194	22.5%	0	0.0%	5,969	10.2%
Cuyuna Fire Mens Relief Assoc	Deerwood	1,584,096	1,373,278	210,818	113,413	53.8%	0	0	94,405	44.8%	21,393	10.1%	0	0.0%	73,012	34.6%
Cyrus Fire Dept Relief Assoc	Cyrus	140,586	112,121	28,465	22,197	78.0%	-179	0	9,072	31.9%	6,100	21.4%	0	0.0%	2,972	10.4%
Czech & Slovak Sokol Minnesota	St. Paul	771,087	629,416	141,671	114,376	80.7%	0	0	36,531	25.8%	11,548	8.2%	0	0.0%	24,983	17.6%
Danube Lions Club	Danube	116,849	94,724	22,125	11,273	51.0%	0	0	7,216	32.6%	5,137	23.2%	0	0.0%	2,079	9.4%
Darfur Sportsmens Club	Darfur	391,271	322,418	68,853	29,403	42.7%	0	0	32,684	47.5%	24,787	36.0%	0	0.0%	7,897	11.5%
DAV Chapt 1	Minneapolis	523,989	426,944	97,045	57,137	58.9%	0	0	30,814	31.8%	20,368	21.0%	0	0.0%	10,446	10.8%
Dawson Fire Department Relief Assoc	Dawson	452,621	366,410	86,211	46,529	54.0%	0	0	37,003	42.9%	22,958	26.6%	0	0.0%	14,045	16.3%
Dayton Lions Club	Osseo	615,782	491,420	124,362	92,625	74.5%	0	0	31,411	25.3%	18,419	14.8%	0	0.0%	12,992	10.4%
De La Salle High School	Minneapolis	961,524	821,673	139,851	104,266	74.6%	0	0	42,122	30.1%	6,764	4.8%	0	0.0%	35,358	25.3%
Dead Broke Saddle Club	Hugo	2,419,162	1,962,928	456,234	261,244	57.3%	0	0	184,090	40.3%	53,811	11.8%	0	0.0%	130,279	28.6%
Deer Creek Lions Club	Deer Creek	300,269	236,990	63,279	33,183	52.4%	0	0	28,778	45.5%	23,920	37.8%	0	0.0%	4,858	7.7%
Deerwood Fire Relief Assoc	Deerwood	545,644	436,333	109,311	66,214	60.6%	-16,533	0	25,056	22.9%	12,998	11.9%	0	0.0%	12,058	11.0%
Defeat of Jesse James Days Committee	Northfield	328,856	264,927	63,929	33,489	52.4%	0	0	22,880	35.8%	16,500	25.8%	0	0.0%	6,380	10.0%
Dennison Lions Club	Dennison	187,126	153,759	33,367	21,429	64.2%	0	0	9,743	29.2%	4,825	14.5%	0	0.0%	4,918	14.7%
Dent Firefighters Relief Assoc	Dent	1,247,767	1,056,338	191,429	84,849	44.3%	0	0	112,638	58.8%	61,700	32.2%	0	0.0%	50,938	26.6%
Dent Lions Club	Dent	417,444	340,536	76,908	51,905	67.5%	0	0	24,708	32.1%	16,961	22.1%	0	0.0%	7,746	10.1%
Dexter Firefighters Relief Assoc	Dexter	519,430	416,385	103,045	45,547	44.2%	0	0	50,340	48.9%	39,550	38.4%	0	0.0%	10,790	10.5%
Diamond Jubilee Gonvick	Gonvick	232,035	185,022	47,013	38,338	81.5%	0	0	11,811	25.1%	8,186	17.4%	0	0.0%	3,625	7.7%
Dilworth Lions Club	Dilworth	265,726	207,855	57,871	28,184	48.7%	0	0	30,231	52.2%	23,449	40.5%	0	0.0%	6,782	11.7%
Divine Mercy Catholic School	Faribault	499,679	406,836	92,843	42,907	46.2%	0	0	48,315	52.0%	37,855	40.8%	0	0.0%	10,460	11.3%
Douglas Area Trail Assoc	Alexandria	677,767	532,536	145,231	87,350	60.1%	0	0	60,511	41.7%	46,479	32.0%	0	0.0%	14,032	9.7%
Dover Fire Relief Assoc	Dover	2,265,932	1,780,897	485,035	255,894	52.8%	0	0	212,549	43.8%	84,137	17.3%	0	0.0%	128,412	26.5%
Dr. J. E. Le Clerc Council Knights of Columbus	Le Sueur	1,307,455	1,108,747	198,708	93,590	47.1%	0	0	105,454	53.1%	51,222	25.8%	0	0.0%	54,232	27.3%
Drum and Bugle Corps St Peter Govenaires	St. Peter	816,052	657,178	158,874	101,913	64.1%	0	7,800	50,819	32.0%	25,252	15.9%	0	0.0%	25,566	16.1%
Duluth Amateur Youth Basketball Assoc	Duluth	235,664	194,694	40,970	40,555	99.0%	-3,003	0	14,980	36.6%	11,207	27.4%	0	0.0%	3,773	9.2%
Duluth Curling Club	Duluth	2,192,046	1,874,026	318,020	173,121	54.4%	0	0	145,944	45.9%	20,763	6.5%	0	0.0%	125,181	39.4%
Duluth Softball Players Assoc	Duluth	1,984,401	1,631,349	353,052	201,071	57.0%	0	0	158,724	45.0%	48,734	13.8%	0	0.0%	109,990	31.2%
Dundas Baseball Assoc	Dundas	318,883	243,896	74,987	38,779	51.7%	0	0	40,862	54.5%	31,616	42.2%	0	0.0%	9,246	12.3%
Eagan Athletic Assoc	Eagan	733,151	601,250	131,901	83,160	63.0%	0	0	56,773	43.0%	40,000	30.3%	0	0.0%	16,773	12.7%
Eagan Hockey Assoc	Eagan	2,011,572	1,643,282	368,290	166,321	45.2%	0	0	202,516	55.0%	102,972	28.0%	0	0.0%	99,544	27.0%

FY09 July 1, 2008 to June 30, 2009 Organization	City	Gross Receipts	Prizes	Net Receipts	ALLOWABLE EXPENSES			Cap. Assets Improvements	LAWFUL PURPOSE EXPENDITURES							
					Total	%	Reimb		TOTAL	%	Charitable	%	Other	%	Tax/Fees	%
Eagan Lions Club	Eagan	1,592,126	1,337,014	255,112	135,549	53.1%	0	0	132,973	52.1%	61,266	24.0%	0	0.0%	71,707	28.1%
Eagle Bend Fire Dept Relief Assoc	Eagle Bend	282,545	205,281	77,264	34,452	44.6%	0	0	35,855	46.4%	29,150	37.7%	0	0.0%	6,705	8.7%
Eagle Bend Lions Club	Eagle Bend	219,019	183,121	35,898	20,943	58.3%	0	0	19,701	54.9%	14,562	40.6%	0	0.0%	5,139	14.3%
Eagle Lake Fire Relief Assoc	Eagle Lake	376,869	311,852	65,017	33,354	51.3%	0	0	30,200	46.4%	23,566	36.2%	0	0.0%	6,634	10.2%
Eagles Aerie 1243	Winona	1,522,143	1,213,307	308,835	156,264	50.6%	0	11,585	145,667	47.2%	42,293	13.7%	23,644	7.7%	79,730	25.8%
Eagles Aerie 1460	Faribault	905,389	708,235	197,154	133,521	67.7%	0	0	70,220	35.6%	16,359	8.3%	33,342	16.9%	20,519	10.4%
Eagles Aerie 1791	Owatonna	1,095,089	874,019	221,070	70,346	31.8%	0	60,000	87,103	39.4%	400	0.2%	54,317	24.6%	32,386	14.6%
Eagles Aerie 2228	Rochester	866,729	687,984	178,745	90,575	50.7%	0	0	89,817	50.2%	21,165	11.8%	46,277	25.9%	22,375	12.5%
Eagles Aerie 2242	Northfield	501,352	415,797	85,555	60,137	70.3%	-233	0	43,412	50.7%	5,450	6.4%	28,983	33.9%	8,978	10.5%
Eagles Aerie 2258	Albert Lea	822,286	655,839	166,447	129,975	78.1%	0	0	41,117	24.7%	9,261	5.6%	13,826	8.3%	18,030	10.8%
Eagles Aerie 2334	Willmar	856,167	713,907	142,261	86,259	60.6%	0	500	47,541	33.4%	11,833	8.3%	13,260	9.3%	22,448	15.8%
Eagles Aerie 2339	Fergus Falls	2,006,864	1,707,137	299,728	145,338	48.5%	0	650	179,503	59.9%	48,825	16.3%	28,912	9.6%	101,766	34.0%
Eagles Aerie 2342 Past Presidents Club	Detroit Lakes	878,629	765,420	113,209	88,694	78.3%	0	0	26,663	23.6%	5,325	4.7%	0	0.0%	21,338	18.8%
Eagles Aerie 2368	Thief River Falls	869,725	687,257	182,468	102,390	56.1%	0	0	83,282	45.6%	43,534	23.9%	17,933	9.8%	21,815	12.0%
Eagles Aerie 2469	Grand Rapids	1,790,172	1,453,828	336,345	162,832	48.4%	-144	13,361	180,609	53.7%	53,943	16.0%	53,097	15.8%	73,568	21.9%
Eagles Aerie 2617	Hallock	100,682	68,026	32,656	19,464	59.6%	0	0	15,333	47.0%	8,450	25.9%	3,221	9.9%	3,662	11.2%
Eagles Aerie 2663	Rush City	130,732	98,789	31,943	22,199	69.5%	0	0	20,566	64.4%	1,660	5.2%	15,072	47.2%	3,834	12.0%
Eagles Aerie 269	Mankato	2,462,576	1,972,690	489,886	252,955	51.6%	0	0	215,542	44.0%	31,399	6.4%	44,721	9.1%	139,423	28.5%
Eagles Aerie 287	Brainerd	856,166	697,850	158,316	84,946	53.7%	0	0	62,319	39.4%	32,741	20.7%	6,972	4.4%	22,606	14.3%
Eagles Aerie 3063	Alexandria	2,472,773	2,088,767	384,007	202,383	52.7%	0	0	190,504	49.6%	31,950	8.3%	32,171	8.4%	126,383	32.9%
Eagles Aerie 3208	Bloomington	996,852	795,533	201,319	108,516	53.9%	0	0	105,332	52.3%	43,171	21.4%	27,960	13.9%	34,201	17.0%
Eagles Aerie 3264	Elk River	582,574	491,231	91,343	52,634	57.6%	0	0	39,816	43.6%	25,709	28.1%	0	0.0%	14,107	15.4%
Eagles Aerie 3282	Worthington	117,804	85,842	31,963	12,977	40.6%	0	0	26,894	84.1%	5,411	16.9%	17,005	53.2%	4,478	14.0%
Eagles Aerie 3394	Fairmont	17,790	13,890	3,900	3,211	82.3%	-180	0	824	21.1%	0	0.0%	0	0.0%	824	21.1%
Eagles Aerie 3403	Luverne	204,146	162,642	41,504	22,955	55.3%	0	0	21,359	51.5%	4,415	10.6%	11,785	28.4%	5,159	12.4%
Eagles Aerie 3405	Marshall	132,660	89,822	42,838	16,791	39.2%	0	0	20,782	48.5%	12,950	30.2%	3,310	7.7%	4,522	10.6%
Eagles Aerie 3420	St. James	703,337	578,989	124,348	76,824	61.8%	0	0	45,922	36.9%	16,530	13.3%	11,336	9.1%	18,056	14.5%
Eagles Aerie 3424	Litchfield	266,610	214,445	52,165	29,659	56.9%	0	2,000	14,545	27.9%	8,287	15.9%	0	0.0%	6,258	12.0%
Eagles Aerie 3486	Karlstad	169,720	126,358	43,362	12,408	28.6%	-1,248	0	34,467	79.5%	25,742	59.4%	3,203	7.4%	5,522	12.7%
Eagles Aerie 350	East Grand Forks	1,174,425	967,803	206,622	142,012	68.7%	0	11,978	52,791	25.5%	300	0.1%	14,930	7.2%	37,561	18.2%
Eagles Aerie 3718	New Brighton	1,477,102	1,261,288	215,814	117,219	54.3%	-90	0	103,397	47.9%	9,077	4.2%	29,566	13.7%	64,754	30.0%
Eagles Aerie 3753	Waseca	363,679	286,005	77,674	45,657	58.8%	0	0	45,022	58.0%	13,700	17.6%	23,931	30.8%	7,391	9.5%
Eagles Aerie 3882	Roseau	317,037	252,658	64,379	48,157	74.8%	0	0	41,180	64.0%	12,576	19.5%	23,342	36.3%	5,262	8.2%
Eagles Aerie 3918	Tracy	82,971	65,239	17,732	7,396	41.7%	0	0	10,169	57.3%	4,815	27.2%	3,533	19.9%	1,821	10.3%
Eagles Aerie 4031	Farmington	951,062	777,398	173,664	84,910	48.9%	0	3,300	88,221	50.8%	30,678	17.7%	29,098	16.8%	28,445	16.4%
Eagles Aerie 4120	Shakopee	717,468	581,424	136,044	81,448	59.9%	0	0	82,597	60.7%	54,764	40.3%	7,909	5.8%	19,924	14.6%
Eagles Aerie 620	Morris	401,220	337,038	64,183	49,962	77.8%	0	0	26,727	41.6%	18,215	28.4%	0	0.0%	8,512	13.3%
Eagles Aerie 622	St. Cloud	991,419	766,955	224,464	124,083	55.3%	0	408	81,572	36.3%	25,729	11.5%	26,099	11.6%	29,744	13.3%
Eagles Aerie 703	Austin	819,267	648,001	171,267	87,738	51.2%	0	53,649	35,781	20.9%	8,115	4.7%	2,897	1.7%	24,769	14.5%
Eagles Aerie 870	Park Rapids	1,866,290	1,656,654	209,636	123,746	59.0%	0	0	93,655	44.7%	5,083	2.4%	2,583	1.2%	85,988	41.0%

FY09 July 1, 2008 to June 30, 2009 Organization	City	Gross Receipts	Prizes	Net Receipts	ALLOWABLE EXPENSES			Cap. Assets Improvements	LAWFUL PURPOSE EXPENDITURES							
					Total	%	Reimb		TOTAL	%	Charitable	%	Other	%	Tax/Fees	%
Eagles Aerie 873	Crookston	753,416	637,844	115,572	73,379	63.5%	0	3,216	39,996	34.6%	6,741	5.8%	15,467	13.4%	17,788	15.4%
Eagles Aerie 94	Stillwater	2,108,180	1,801,759	306,421	181,440	59.2%	0	0	132,985	43.4%	4,685	1.5%	19,522	6.4%	108,778	35.5%
East Grand Forks Blue Line Club	East Grand Forks	158,915	114,311	44,604	19,768	44.3%	0	0	60,853	136.4%	56,945	127.7%	0	0.0%	3,908	8.8%
East Hubbard Co Fire Dist	Akeley	389,697	330,511	59,186	35,836	60.5%	0	0	23,717	40.1%	16,112	27.2%	0	0.0%	7,606	12.9%
Eastern Morrison County 4 Wheeler Club	Pierz	562,078	437,767	124,311	76,085	61.2%	0	0	57,670	46.4%	45,233	36.4%	0	0.0%	12,437	10.0%
Eden Valley Lions Club	Eden Valley	731,673	563,143	168,530	77,687	46.1%	0	0	76,435	45.4%	60,929	36.2%	0	0.0%	15,506	9.2%
Edinburgh USA Pro Am Foundation	Brooklyn Park	3,073,763	2,625,084	448,679	270,043	60.2%	0	0	182,074	40.6%	5,200	1.2%	0	0.0%	176,874	39.4%
Edison Community Sports Foundation	Minneapolis	842,586	660,818	181,768	152,243	83.8%	0	0	32,179	17.7%	5,022	2.8%	0	0.0%	27,157	14.9%
Eitzen Fire & Rescue Assoc	Eitzen	86,114	69,165	16,949	4,755	28.1%	0	0	2,464	14.5%	0	0.0%	0	0.0%	2,464	14.5%
Elba Snowbirds	Plainview	624,602	517,366	107,236	54,228	50.6%	0	21,461	30,684	28.6%	14,642	13.7%	0	0.0%	16,042	15.0%
Elbow Lake Firemens Relief Assoc	Elbow Lake	653,718	530,799	122,919	67,670	55.1%	0	0	48,625	39.6%	36,000	29.3%	0	0.0%	12,625	10.3%
Elizabeth Fire Dept Relief Assoc	Elizabeth	389,339	326,032	63,307	27,797	43.9%	0	0	28,653	45.3%	20,750	32.8%	0	0.0%	7,903	12.5%
Elk Lake Easy Riders	Zimmerman	458,286	364,345	93,941	60,653	64.6%	0	0	26,670	28.4%	16,989	18.1%	0	0.0%	9,681	10.3%
Elk River Lions Club	Elk River	3,800,349	3,224,081	576,268	295,627	51.3%	0	0	274,599	47.7%	50,223	8.7%	0	0.0%	224,376	38.9%
Elk River Youth Hockey Assoc	Elk River	1,059,243	859,770	199,473	113,997	57.1%	0	0	83,675	41.9%	47,500	23.8%	0	0.0%	36,175	18.1%
Elko Baseball Club	Elko New Market	607,387	471,852	135,535	69,360	51.2%	0	1,855	44,765	33.0%	31,412	23.2%	0	0.0%	13,353	9.9%
Elks Lodge 1003	Virginia	663,236	543,547	119,689	76,038	63.5%	0	0	42,424	35.4%	15,526	13.0%	13,146	11.0%	13,752	11.5%
Elks Lodge 1091	Rochester	315,042	259,390	55,652	32,345	58.1%	0	0	17,739	31.9%	11,881	21.3%	0	0.0%	5,858	10.5%
Elks Lodge 1161	Eveleth	132,588	106,868	25,720	20,872	81.2%	0	0	18,946	73.7%	5,894	22.9%	9,351	36.4%	3,701	14.4%
Elks Lodge 1166	Faribault	352,003	281,970	70,033	55,585	79.4%	0	1,000	29,138	41.6%	23,136	33.0%	0	0.0%	6,002	8.6%
Elks Lodge 133	Duluth	229,081	192,994	36,087	24,725	68.5%	0	0	9,273	25.7%	4,158	11.5%	0	0.0%	5,115	14.2%
Elks Lodge 1395	Owatonna	558,043	447,004	111,039	66,770	60.1%	0	0	49,485	44.6%	13,389	12.1%	24,109	21.7%	11,987	10.8%
Elks Lodge 1685	Alexandria	899,607	727,844	171,763	127,638	74.3%	0	0	53,312	31.0%	18,980	11.1%	9,387	5.5%	24,945	14.5%
Elks Lodge 179	Stillwater	555,491	449,034	106,457	68,865	64.7%	0	0	37,204	34.9%	24,918	23.4%	0	0.0%	12,286	11.5%
Elks Lodge 2221	Hopkins	257,930	209,508	48,422	30,203	62.4%	0	0	16,523	34.1%	3,103	6.4%	8,000	16.5%	5,420	11.2%
Elks Lodge 2287	Worthington	137,570	110,794	26,776	17,942	67.0%	0	0	10,727	40.1%	6,630	24.8%	806	3.0%	3,291	12.3%
Elks Lodge 2386	Wadena	667,566	561,129	106,437	56,678	53.3%	-6	0	48,909	46.0%	25,272	23.7%	6,362	6.0%	17,275	16.2%
Elks Lodge 2427	Hutchinson	264,368	195,339	69,030	42,807	62.0%	0	0	20,757	30.1%	5,987	8.7%	7,342	10.6%	7,428	10.8%
Elks Lodge 327	Goodview	380,099	287,844	92,255	34,634	37.5%	0	300	64,679	70.1%	34,768	37.7%	19,663	21.3%	10,248	11.1%
Elks Lodge 414	Austin	900,781	698,751	202,030	132,301	65.5%	-7,569	21,600	57,137	28.3%	10,136	5.0%	17,956	8.9%	29,045	14.4%
Elks Lodge 44	Brooklyn Park	1,049,610	895,204	154,406	90,732	58.8%	0	0	52,394	33.9%	16,240	10.5%	0	0.0%	36,154	23.4%
Elks Lodge 615	Brainerd	103,143	80,614	22,529	10,154	45.1%	0	0	13,855	61.5%	7,435	33.0%	3,608	16.0%	2,812	12.5%
Elks Lodge 813	Albert Lea	593,099	488,561	104,538	56,140	53.7%	0	0	43,261	41.4%	0	0.0%	34,688	33.2%	8,573	8.2%
Elks Lodge 845	Red Wing	437,830	364,262	73,568	37,508	51.0%	0	0	46,806	63.6%	23,716	32.2%	15,247	20.7%	7,843	10.7%
Elks Lodge 952	Willmar	257,533	221,802	35,731	19,493	54.6%	0	200	16,247	45.5%	11,879	33.2%	0	0.0%	4,368	12.2%
Ellendale Fire Dept Relief Assoc	Ellendale	364,174	297,998	66,176	29,922	45.2%	0	0	39,938	60.4%	33,436	50.5%	0	0.0%	6,502	9.8%
Elrosa Baseball Club	Elrosa	295,049	239,303	55,746	23,220	41.7%	0	0	22,967	41.2%	16,868	30.3%	0	0.0%	6,099	10.9%
Elrosa Commercial Club	Elrosa	223,399	177,500	45,899	18,739	40.8%	0	0	13,805	30.1%	9,945	21.7%	0	0.0%	3,860	8.4%
Ely Blue Line Club	Ely	248,165	206,274	41,891	26,077	62.2%	0	0	19,321	46.1%	13,979	33.4%	0	0.0%	5,343	12.8%
Ely Igloo Snomobile Club	Ely	232,577	180,200	52,377	23,001	43.9%	0	8,498	22,796	43.5%	13,914	26.6%	0	0.0%	8,882	17.0%

FY09 July 1, 2008 to June 30, 2009 Organization	City	Gross Receipts	Prizes	Net Receipts	ALLOWABLE EXPENSES			Cap. Assets Improvements	LAWFUL PURPOSE EXPENDITURES							
					Total	%	Reimb		TOTAL	%	Charitable	%	Other	%	Tax/Fees	%
Ely Winton Rod and Gun Club	Winton	530,494	512,890	17,604	68,775	390.7%	0	0	34,932	198.4%	6,400	36.4%	13,969	79.4%	14,563	82.7%
Elysian Fire Dept Relief Assoc	Elysian	268,395	204,907	63,489	35,763	56.3%	0	0	24,518	38.6%	18,518	29.2%	0	0.0%	6,000	9.5%
Emily Firemans Relief Assoc	Emily	320,432	241,114	79,318	44,117	55.6%	0	0	22,922	28.9%	17,300	21.8%	0	0.0%	5,622	7.1%
Essig Baseball Club	Sleepy Eye	349,859	280,975	68,884	30,536	44.3%	0	0	51,870	75.3%	45,269	65.7%	0	0.0%	6,601	9.6%
Evansville Firemens Relief Assoc	Evansville	427,226	357,200	70,026	30,994	44.3%	0	0	29,106	41.6%	18,459	26.4%	0	0.0%	10,647	15.2%
Fairfax Baseball Assoc	Fairfax	147,547	117,820	29,727	16,428	55.3%	0	0	17,120	57.6%	13,329	44.8%	0	0.0%	3,791	12.8%
Fairmont Fire Department Relief Assoc	Fairmont	556,984	463,996	92,988	66,502	71.5%	0	0	33,329	35.8%	21,407	23.0%	0	0.0%	11,922	12.8%
Fairmont Youth Hockey Assoc	Fairmont	2,954,635	2,468,821	485,815	265,533	54.7%	0	0	203,398	41.9%	51,087	10.5%	0	0.0%	152,311	31.4%
Faribault Hockey Assoc	Faribault	451,344	313,833	137,511	52,316	38.0%	0	0	61,077	44.4%	45,000	32.7%	0	0.0%	16,077	11.7%
Faribault Wrestling Club	Faribault	77,872	59,374	18,498	9,421	50.9%	0	0	10,366	56.0%	7,628	41.2%	0	0.0%	2,738	14.8%
Farmington Youth Hockey Assoc	Farmington	1,197,183	1,026,305	170,878	111,421	65.2%	0	0	62,518	36.6%	16,150	9.5%	0	0.0%	46,368	27.1%
Fergus Falls Hockey Assoc	Fergus Falls	379,802	284,392	95,410	80,652	84.5%	0	0	18,628	19.5%	12,000	12.6%	0	0.0%	6,628	6.9%
Fertile Firemens Relief Assoc	Fertile	1,024,898	892,040	132,858	65,203	49.1%	0	0	97,772	73.6%	63,140	47.5%	0	0.0%	34,632	26.1%
Festival and Heritage Found St. Paul	St. Paul	1,006,857	781,770	225,088	153,996	68.4%	0	0	82,524	36.7%	49,021	21.8%	0	0.0%	33,503	14.9%
Fifty Lakes Fire Relief Assoc	Fifty Lakes	573,021	468,824	104,198	48,266	46.3%	0	0	59,480	57.1%	48,080	46.1%	0	0.0%	11,400	10.9%
Finlayson Lions Club	Finlayson	308,317	252,849	55,468	33,660	60.7%	-12	0	29,817	53.8%	22,742	41.0%	0	0.0%	7,075	12.8%
Floodwood Business & Community Partnership	Floodwood	356,801	283,590	73,211	34,040	46.5%	0	0	28,469	38.9%	19,678	26.9%	0	0.0%	8,791	12.0%
Flyer Athletic Boosters	Little Falls	251,833	197,781	54,052	29,744	55.0%	0	0	23,555	43.6%	18,000	33.3%	0	0.0%	5,555	10.3%
Forada Firemens Relief Assoc	Alexandria	589,157	482,645	106,512	61,414	57.7%	0	0	47,020	44.1%	33,132	31.1%	0	0.0%	13,888	13.0%
Forest Lake Athletic Assoc	Forest Lake	2,295,454	1,776,174	519,280	261,267	50.3%	0	0	295,951	57.0%	182,636	35.2%	0	0.0%	113,315	21.8%
Foreston Firemens Relief Assoc	Foreston	327,366	263,066	64,300	45,735	71.1%	0	0	19,851	30.9%	13,950	21.7%	0	0.0%	5,901	9.2%
Fountain Firefighters Relief Assoc	Fountain	544,320	448,499	95,821	48,820	50.9%	0	0	35,764	37.3%	25,142	26.2%	0	0.0%	10,622	11.1%
Fourtown Grygla Sportsman Club	Thief River Falls	23,083	14,596	8,487	6,049	71.3%	0	0	4,132	48.7%	3,527	41.6%	0	0.0%	605	7.1%
Fox Lake Conservation League Inc.	Sherburn	1,752,708	1,471,199	281,509	121,443	43.1%	0	0	140,941	50.1%	50,560	18.0%	0	0.0%	90,381	32.1%
Foxtailers Snowmobile Club	St. Michael	171,405	133,888	37,517	17,415	46.4%	0	0	14,454	38.5%	10,917	29.1%	0	0.0%	3,537	9.4%
Franklin Fire Relief Assoc	Franklin	147,758	123,047	24,711	12,310	49.8%	0	0	12,667	51.3%	9,200	37.2%	0	0.0%	3,467	14.0%
Franklin Lions Club	Franklin	92,616	73,814	18,802	12,332	65.6%	0	0	8,523	45.3%	6,250	33.2%	0	0.0%	2,273	12.1%
Fraternal Order of Police Minn Lodge #1	Inver Grove Heights	751,851	595,326	156,525	94,115	60.1%	0	0	39,986	25.5%	23,388	14.9%	0	0.0%	16,598	10.6%
Frazee Lions Club	Frazee	636,511	523,897	112,614	78,529	69.7%	0	0	25,499	22.6%	12,115	10.8%	0	0.0%	13,384	11.9%
Freeport Lions Club	Freeport	955,906	790,128	165,778	69,929	42.2%	0	0	113,170	68.3%	81,397	49.1%	0	0.0%	31,773	19.2%
Fridley Lions Club	Fridley	3,794,688	3,130,836	663,852	342,977	51.7%	0	0	282,751	42.6%	52,441	7.9%	0	0.0%	230,310	34.7%
Friends of the Belle Plaine Library	Belle Plaine	717,430	607,852	109,578	69,726	63.6%	0	0	28,089	25.6%	10,200	9.3%	0	0.0%	17,889	16.3%
Frontenac Sportsman Club	Frontenac	261,182	202,122	59,060	31,514	53.4%	0	0	28,598	48.4%	21,302	36.1%	0	0.0%	7,295	12.4%
Garfield Fire Department Relief Assoc	Garfield	1,152,703	961,130	191,573	77,493	40.5%	0	0	111,726	58.3%	66,333	34.6%	0	0.0%	45,394	23.7%
Garrison Commercial Club	Garrison	505,942	410,287	95,655	57,766	60.4%	0	15,684	25,616	26.8%	12,498	13.1%	0	0.0%	13,118	13.7%
Garrison Lions Club	Garrison	352,857	274,463	78,394	61,146	78.0%	0	0	17,199	21.9%	10,470	13.4%	0	0.0%	6,729	8.6%
Garrison Vol Fire Dept Relief Assoc	Garrison	233,302	192,072	41,230	30,149	73.1%	0	0	10,933	26.5%	7,000	17.0%	0	0.0%	3,933	9.5%
Gaylord Fire Dept Relief Assoc	Gaylord	532,940	448,012	84,928	43,987	51.8%	0	0	35,500	41.8%	24,740	29.1%	0	0.0%	10,760	12.7%
Gaylord Game Protective League	Gaylord	331,183	275,189	55,993	34,118	60.9%	0	40,298	22,311	39.8%	10,675	19.1%	0	0.0%	11,636	20.8%
Gibbon Lions Club	Gibbon	284,351	231,674	52,677	31,350	59.5%	0	0	16,762	31.8%	12,274	23.3%	0	0.0%	4,488	8.5%

FY09 July 1, 2008 to June 30, 2009 Organization	City	Gross Receipts	Prizes	Net Receipts	ALLOWABLE EXPENSES			Cap. Assets Improvements	LAWFUL PURPOSE EXPENDITURES							
					Total	%	Reimb		TOTAL	%	Charitable	%	Other	%	Tax/Fees	%
Gilbert Fire Department Relief Assoc	Gilbert	377,499	318,376	59,123	46,956	79.4%	0	0	13,248	22.4%	5,098	8.6%	0	0.0%	8,150	13.8%
Glen Avon Hockey Club	Duluth	725,089	588,651	136,438	93,225	68.3%	-7,912	0	45,952	33.7%	24,494	18.0%	0	0.0%	21,458	15.7%
Glencoe Lions Club	Glencoe	453,711	369,693	84,018	62,803	74.7%	0	0	23,317	27.8%	14,822	17.6%	0	0.0%	8,495	10.1%
Glenwood Fire Dept Relief Assoc	Glenwood	1,118,854	921,759	197,095	121,992	61.9%	0	0	71,691	36.4%	23,975	12.2%	0	0.0%	47,716	24.2%
Gnesen Volunteer Fire Department Relief Assoc	Duluth	890,896	748,060	142,836	92,877	65.0%	0	0	41,536	29.1%	17,448	12.2%	0	0.0%	24,087	16.9%
Gonvick Lions Club	Gonvick	149,528	115,505	34,023	16,577	48.7%	0	0	12,532	36.8%	8,700	25.6%	0	0.0%	3,832	11.3%
Good Thunder Fire Dept Relief Assoc	Good Thunder	495,218	409,288	85,930	42,334	49.3%	0	0	39,105	45.5%	29,162	33.9%	0	0.0%	9,943	11.6%
Goodhue Lions Club	Goodhue	253,189	202,161	51,028	22,329	43.8%	0	0	25,092	49.2%	19,380	38.0%	0	0.0%	5,712	11.2%
Goodridge Area Development	Goodridge	282,027	229,046	52,981	29,188	55.1%	0	0	22,035	41.6%	16,572	31.3%	0	0.0%	5,463	10.3%
Goodview Activity Group	Winona	2,445,150	1,999,806	445,344	227,268	51.0%	0	0	219,275	49.2%	86,359	19.4%	0	0.0%	132,916	29.8%
Goodview Winona Area Hockey Assoc	Winona	1,662,292	1,367,201	295,091	125,714	42.6%	0	0	171,537	58.1%	91,149	30.9%	0	0.0%	80,388	27.2%
Grand Rapids Amateur Hockey Assoc	Grand Rapids	1,075,527	773,739	301,788	169,048	56.0%	0	0	120,735	40.0%	80,925	26.8%	0	0.0%	39,810	13.2%
Grandy Lions Club	Grandy	577,038	451,109	125,929	71,897	57.1%	0	500	63,425	50.4%	52,380	41.6%	0	0.0%	11,045	8.8%
Green Isle Firemens Relief Assoc	Green Isle	118,755	88,418	30,337	22,040	72.7%	0	0	8,021	26.4%	5,600	18.5%	0	0.0%	2,421	8.0%
Greenwald Community Recreation Club	Greenwald	327,918	267,009	60,909	25,054	41.1%	0	0	38,529	63.3%	32,282	53.0%	0	0.0%	6,247	10.3%
Greenway Lions Club	Bovey	484,040	385,378	98,662	61,691	62.5%	0	0	38,133	38.7%	27,810	28.2%	0	0.0%	10,323	10.5%
Grey Eagle Burtrum Lions Club	Grey Eagle	979,562	791,007	188,555	77,656	41.2%	0	0	101,632	53.9%	67,752	35.9%	0	0.0%	33,880	18.0%
Grygla Gatzke Jaycees	Grygla	188,586	157,450	31,136	22,008	70.7%	0	0	5,949	19.1%	2,717	8.7%	0	0.0%	3,232	10.4%
Grygla Lions Club	Grygla	209,464	173,151	36,313	19,165	52.8%	-76	0	16,716	46.0%	12,240	33.7%	0	0.0%	4,476	12.3%
Hackensack Lions Club	Hackensack	432,298	371,102	61,196	32,022	52.3%	0	0	27,235	44.5%	19,037	31.1%	0	0.0%	8,198	13.4%
Hackensack Vol Fire Department	Hackensack	513,156	426,585	86,571	45,313	52.3%	0	0	31,972	36.9%	26,000	30.0%	0	0.0%	5,972	6.9%
Hadley Lions Club	Hadley	85,762	62,016	23,745	8,681	36.6%	0	0	16,003	67.4%	13,267	55.9%	0	0.0%	2,736	11.5%
Halstad Firemens Benefit Assoc	Halstad	234,898	192,037	42,861	21,552	50.3%	0	0	29,671	69.2%	24,200	56.5%	0	0.0%	5,471	12.8%
Ham Lake Lions Club	Cedar	454,596	381,599	72,997	53,145	72.8%	0	0	20,624	28.3%	9,300	12.7%	0	0.0%	11,324	15.5%
Hamburg Fire Dept Relief Assoc	Hamburg	204,911	157,184	47,726	21,469	45.0%	0	0	32,621	68.3%	27,182	57.0%	0	0.0%	5,439	11.4%
Hamel Lions Club	Hamel	1,000,288	817,250	183,045	125,416	68.5%	0	0	83,573	45.7%	49,628	27.1%	0	0.0%	33,945	18.5%
Hamel Vol Fire Relief Assoc	Hamel	538,370	440,755	97,615	59,635	61.1%	0	0	34,349	35.2%	23,250	23.8%	0	0.0%	11,099	11.4%
Hancock Firemen's Relief Assoc	Hancock	214,845	173,327	41,518	26,971	65.0%	0	0	15,103	36.4%	11,150	26.9%	0	0.0%	3,953	9.5%
Hanley Falls Firemens Relief Assoc	Hanley Falls	145,355	116,024	29,331	15,664	53.4%	0	0	7,531	25.7%	5,406	18.4%	0	0.0%	2,125	7.2%
Hanover Athletic Assoc	Hanover	6,874,897	5,841,375	1,033,522	470,652	45.5%	0	0	580,896	56.2%	148,461	14.4%	0	0.0%	432,435	41.8%
Hanska Baseball Assoc	Hanska	432,936	347,885	85,052	40,548	47.7%	0	0	64,403	75.7%	55,320	65.0%	0	0.0%	9,083	10.7%
Harding Lastrup Snodusters Snowmobile Club	Hillman	672,864	574,840	98,025	54,151	55.2%	0	0	43,441	44.3%	28,790	29.4%	0	0.0%	14,651	14.9%
Harding Sportsman Club	Brainerd	145,974	123,768	22,206	15,008	67.6%	0	0	12,558	56.6%	9,123	41.1%	0	0.0%	3,435	15.5%
Harmony Fire Relief Assoc	Harmony	379,242	304,381	74,861	41,773	55.8%	0	0	20,455	27.3%	11,012	14.7%	0	0.0%	9,442	12.6%
Hawks Baseball Club	Eden Valley	154,874	126,200	28,674	14,232	49.6%	0	0	9,554	33.3%	6,150	21.4%	0	0.0%	3,404	11.9%
Hawley Firemens Relief Assoc	Hawley	844,381	702,952	141,429	83,377	59.0%	0	0	47,444	33.5%	21,949	15.5%	0	0.0%	25,495	18.0%
Hayfield Commercial Club	Hayfield	281,061	235,663	45,397	27,077	59.6%	0	0	15,872	35.0%	10,605	23.4%	0	0.0%	5,267	11.6%
Hayfield Fire Relief Assoc	Hayfield	134,450	112,045	22,405	12,841	57.3%	0	0	6,612	29.5%	5,025	22.4%	0	0.0%	1,587	7.1%
Hayward Fire Department Relief Assoc	Albert Lea	339,345	257,034	82,311	41,834	50.8%	0	0	43,586	53.0%	36,359	44.2%	0	0.0%	7,228	8.8%
Heartland Animal Rescue Team	Brainerd	1,071,182	866,360	204,822	118,193	57.7%	0	0	68,301	33.3%	27,762	13.6%	0	0.0%	40,539	19.8%

FY09 July 1, 2008 to June 30, 2009 Organization	City	Gross Receipts	Prizes	Net Receipts	ALLOWABLE EXPENSES			Cap. Assets Improvements	LAWFUL PURPOSE EXPENDITURES							
					Total	%	Reimb		TOTAL	%	Charitable	%	Other	%	Tax/Fees	%
Heather Curling Club	Mapleton	215,706	173,424	42,282	23,439	55.4%	0	3,756	16,247	38.4%	11,510	27.2%	0	0.0%	4,737	11.2%
Hector Volunteer Fire Dept	Hector	214,430	170,103	44,327	25,699	58.0%	0	0	22,812	51.5%	19,280	43.5%	0	0.0%	3,532	8.0%
Henderson Fire Dept Relief Assoc	Henderson	428,218	368,626	59,592	30,570	51.3%	0	0	32,265	54.1%	23,726	39.8%	0	0.0%	8,539	14.3%
Henderson Lions Club	Henderson	82,986	61,064	21,922	8,993	41.0%	0	0	7,048	32.2%	4,890	22.3%	0	0.0%	2,158	9.8%
Heritage Community Center	Thief River Falls	35,571	26,032	9,539	1,078	11.3%	0	0	8,496	89.1%	7,400	77.6%	0	0.0%	1,096	11.5%
Herman Development Corp	Herman	257,802	218,581	39,221	26,549	67.7%	0	0	15,623	39.8%	11,053	28.2%	0	0.0%	4,571	11.7%
Hermantown Amateur Hockey Assoc	Hermantown	1,816,628	1,516,845	299,783	154,612	51.6%	0	0	155,304	51.8%	67,823	22.6%	0	0.0%	87,481	29.2%
Hiawatha Sno Seekers	Chatfield	1,142,829	908,407	234,422	113,946	48.6%	0	95,022	87,126	37.2%	33,995	14.5%	0	0.0%	53,131	22.7%
Hibbing Youth Hockey Assoc	Hibbing	871,843	707,037	164,806	109,970	66.7%	0	0	63,408	38.5%	37,076	22.5%	0	0.0%	26,332	16.0%
Highland Business Assoc	St. Paul	191,435	154,951	36,484	29,771	81.6%	-25,341	0	24,361	66.8%	17,194	47.1%	0	0.0%	7,167	19.6%
Hill City Firemens Relief Assoc	Hill City	805,493	706,710	98,783	44,630	45.2%	0	0	47,540	48.1%	25,672	26.0%	0	0.0%	21,868	22.1%
Hill City Lions Club	Hill City	325,194	268,379	56,815	25,613	45.1%	0	0	31,026	54.6%	24,430	43.0%	0	0.0%	6,596	11.6%
Hill Murray Father Club	Maplewood	1,443,881	1,167,935	275,946	123,715	44.8%	0	0	148,795	53.9%	82,390	29.9%	0	0.0%	66,405	24.1%
Hill Murray Mothers Club	Maplewood	1,997,856	1,684,517	313,339	161,619	51.6%	0	0	160,755	51.3%	55,646	17.8%	0	0.0%	105,109	33.5%
Hinckley Lions Club	Hinckley	733,165	587,064	146,101	100,067	68.5%	0	3,000	49,714	34.0%	29,540	20.2%	0	0.0%	20,174	13.8%
Hinckley Pine City Flames Snowmobile Club In	Pine City	493,131	380,284	112,848	79,931	70.8%	0	0	29,427	26.1%	17,971	15.9%	0	0.0%	11,456	10.2%
Hitterdal Lions Club	Hitterdal	384,135	334,233	49,902	27,679	55.5%	0	0	21,490	43.1%	14,409	28.9%	0	0.0%	7,081	14.2%
Hockey Woodbury Area Club	Woodbury	1,286,358	1,065,541	220,817	114,131	51.7%	0	0	103,808	47.0%	49,533	22.4%	0	0.0%	54,275	24.6%
Hoffman Lions Club	Hoffman	223,047	188,573	34,474	18,436	53.5%	0	0	18,915	54.9%	13,323	38.6%	0	0.0%	5,592	16.2%
Hoffman Senior Citizen's Club Inc.	Hoffman	59,152	41,080	18,072	8,935	49.4%	0	0	8,695	48.1%	6,500	36.0%	0	0.0%	2,195	12.1%
Holdingford Fire Dept Relief Assoc	Holdingford	246,746	204,746	42,000	15,108	36.0%	0	0	28,487	67.8%	23,919	56.9%	0	0.0%	4,568	10.9%
Holdingford Sno Flyers	Holdingford	391,512	324,803	66,709	41,804	62.7%	0	0	25,039	37.5%	15,980	24.0%	0	0.0%	9,059	13.6%
Holloway Rod and Gun Club	Holloway	275,072	224,660	50,413	23,672	47.0%	0	0	18,735	37.2%	12,652	25.1%	0	0.0%	6,083	12.1%
Hollywood Booster Club	New Germany	313,470	248,774	64,696	50,190	77.6%	0	0	23,826	36.8%	19,387	30.0%	0	0.0%	4,439	6.9%
Holy Family Church Hillman	Hillman	60,793	38,146	22,647	2,127	9.4%	0	0	20,514	90.6%	18,364	81.1%	0	0.0%	2,150	9.5%
Hopkins Jaycees	Hopkins	4,277,445	3,682,816	594,629	373,162	62.8%	0	0	227,348	38.2%	8,613	1.4%	0	0.0%	218,735	36.8%
Hopkins Raspberry Assoc	Hopkins	1,874,544	1,517,312	357,232	236,328	66.2%	0	0	111,691	31.3%	16,000	4.5%	0	0.0%	95,691	26.8%
Hopkins Youth Hockey Assoc	Hopkins	2,051,864	1,693,943	357,921	208,611	58.3%	0	0	155,828	43.5%	48,000	13.4%	0	0.0%	107,828	30.1%
Houston Chamber Of Commerce	Houston	176,688	146,784	29,905	16,483	55.1%	0	0	11,414	38.2%	7,465	25.0%	0	0.0%	3,949	13.2%
Hoyt Lakes Chamber of Commerce	Hoyt Lakes	641,607	556,098	85,509	53,293	62.3%	0	0	42,404	49.6%	26,638	31.2%	0	0.0%	15,766	18.4%
Hrvatski Dom Assoc	South St. Paul	1,064,697	891,883	172,814	119,551	69.2%	0	0	51,585	29.8%	10,250	5.9%	0	0.0%	41,335	23.9%
Humane Society of the Lakes	Detroit Lakes	280,040	223,156	56,884	39,341	69.2%	-1,340	0	11,452	20.1%	3,356	5.9%	0	0.0%	8,096	14.2%
Husker Athletic Booster Club	Holdingford	540,753	444,583	96,170	48,319	50.2%	0	0	44,281	46.0%	31,762	33.0%	0	0.0%	12,519	13.0%
Ideal Community Service Organization	Pequot Lakes	238,738	189,478	49,260	28,109	57.1%	0	0	19,934	40.5%	13,751	27.9%	0	0.0%	6,183	12.6%
International Falls Recreation Hockey Assoc	International Falls	327,706	273,920	53,786	35,661	66.3%	0	0	19,325	35.9%	12,412	23.1%	0	0.0%	6,912	12.9%
International Voyageurs Snowmobile Club	International Falls	433,629	360,945	72,684	56,178	77.3%	0	10,614	6,631	9.1%	0	0.0%	0	0.0%	6,631	9.1%
Inver Grove Heights Hockey Assoc	Inver Grove Height	319,155	227,937	91,218	68,275	74.8%	-7,070	0	40,885	44.8%	31,441	34.5%	0	0.0%	9,444	10.4%
Inver Grove Heights Soccer Assoc	Inver Grove Height	339,598	272,268	67,330	38,659	57.4%	0	0	26,301	39.1%	20,000	29.7%	0	0.0%	6,301	9.4%
Irving Community Assoc	Duluth	5,184,017	4,289,613	894,404	488,583	54.6%	0	0	387,570	43.3%	41,971	4.7%	0	0.0%	345,599	38.6%
Irving Youth Hockey Club	Duluth	1,371,750	1,140,166	231,584	172,351	74.4%	0	0	73,469	31.7%	7,054	3.0%	0	0.0%	66,415	28.7%

FY09 July 1, 2008 to June 30, 2009 Organization	City	Gross Receipts	Prizes	Net Receipts	ALLOWABLE EXPENSES			Cap. Assets Improvements	LAWFUL PURPOSE EXPENDITURES							
					Total	%	Reimb		TOTAL	%	Charitable	%	Other	%	Tax/Fees	%
Isabella Community Council	Isabella	161,315	129,939	31,376	29,157	92.9%	0	0	4,369	13.9%	352	1.1%	0	0.0%	4,017	12.8%
Isanti County Sportsmens Club	Cambridge	1,612,392	1,326,647	285,745	166,329	58.2%	0	0	113,844	39.8%	44,640	15.6%	0	0.0%	69,204	24.2%
Isanti Lions Club	Isanti	784,825	628,144	156,681	111,322	71.0%	0	0	38,170	24.4%	23,618	15.1%	0	0.0%	14,552	9.3%
Isle Lions Club	Isle	536,559	456,632	79,927	63,275	79.2%	0	0	26,646	33.3%	17,710	22.2%	0	0.0%	8,936	11.2%
Italian American Club Foundation	Minneapolis	3,703,328	3,026,322	677,006	365,854	54.0%	0	0	306,423	45.3%	97,218	14.4%	0	0.0%	209,205	30.9%
Itasca Drift Skippers Snowmobile Club	Grand Rapids	316,081	264,848	51,233	32,611	63.7%	0	0	15,391	30.0%	9,383	18.3%	0	0.0%	6,008	11.7%
Izaak Walton League Chapter 79	New Ulm	90,348	71,164	19,184	11,158	58.2%	0	0	4,109	21.4%	1,745	9.1%	0	0.0%	2,364	12.3%
Janesville Area Golf Assoc Inc	Janesville	156,390	119,269	37,121	21,958	59.2%	0	0	13,050	35.2%	8,500	22.9%	0	0.0%	4,550	12.3%
Jasper Lions Club	Jasper	45,100	32,486	12,614	6,434	51.0%	0	0	6,658	52.8%	5,522	43.8%	0	0.0%	1,136	9.0%
Johnson Area Hockey Assoc	St. Paul	663,270	495,879	167,391	99,986	59.7%	0	0	62,287	37.2%	44,838	26.8%	0	0.0%	17,449	10.4%
Jordan Fire Department Relief Assoc	Jordan	1,069,086	874,304	194,782	101,661	52.2%	0	0	93,013	47.8%	55,879	28.7%	0	0.0%	37,134	19.1%
K of C Immaculate Conception Council 4653	Delano	1,034,906	836,192	198,714	136,415	68.6%	0	0	77,707	39.1%	49,053	24.7%	0	0.0%	28,655	14.4%
Kasota Fire Dept Relief Assoc	Kasota	171,073	139,652	31,421	28,132	89.5%	-389	0	11,107	35.3%	7,673	24.4%	0	0.0%	3,434	10.9%
Kay Sea Club	Austin	375,021	304,014	71,007	52,111	73.4%	0	0	18,711	26.4%	11,827	16.7%	0	0.0%	6,884	9.7%
Keewatin Firemens Relief Assoc	Keewatin	1,293,028	1,114,790	178,239	96,198	54.0%	0	0	83,855	47.0%	34,651	19.4%	0	0.0%	49,203	27.6%
Kellogg Firemens Relief Assoc	Kellogg	502,211	417,372	84,839	50,826	59.9%	0	0	37,301	44.0%	28,301	33.4%	0	0.0%	9,000	10.6%
Kensington Volunteer Firemens Relief Assoc	Kensington	292,135	236,657	55,478	27,860	50.2%	0	0	21,615	39.0%	15,064	27.2%	0	0.0%	6,551	11.8%
Kenyon Snowdrifters	Kenyon	371,529	306,577	64,952	44,623	68.7%	-2,839	2,100	20,311	31.3%	11,658	17.9%	0	0.0%	8,653	13.3%
Kiester Firemans Relief Assoc	Kiester	57,440	45,960	11,479	9,963	86.8%	0	0	3,126	27.2%	2,082	18.1%	0	0.0%	1,044	9.1%
Kilkenny Firemens Relief Assoc	Kilkenny	236,163	187,490	48,673	30,990	63.7%	0	0	16,728	34.4%	12,785	26.3%	0	0.0%	3,943	8.1%
Kimball Firemens Relief Assoc	Kimball	562,426	459,909	102,517	46,659	45.5%	0	0	57,665	56.2%	46,750	45.6%	0	0.0%	10,915	10.6%
Kingsland Athletic Booster Club	Spring Valley	721,932	579,423	142,509	79,149	55.5%	0	0	66,952	47.0%	41,386	29.0%	0	0.0%	25,566	17.9%
Knights Fraternal Corporation of Bloomington	Bloomington	1,002,873	791,387	211,486	140,288	66.3%	0	0	61,141	28.9%	3,255	1.5%	36,558	17.3%	21,328	10.1%
Knights of Columbus Council 1551	Montevideo	373,365	308,896	64,469	35,444	55.0%	0	0	28,371	44.0%	21,128	32.8%	0	0.0%	7,243	11.2%
Knights of Columbus Council 1575	Fairmont	128,959	76,518	52,441	9,151	17.5%	0	0	34,806	66.4%	29,437	56.1%	0	0.0%	5,369	10.2%
Knights of Columbus Council 1600	Hastings	19,005	14,982	4,023	381	9.5%	0	0	4,453	110.7%	600	14.9%	3,000	74.6%	853	21.2%
Knights of Columbus Council 1632	Stillwater	133,447	109,859	23,588	14,677	62.2%	0	0	7,662	32.5%	5,100	21.6%	0	0.0%	2,562	10.9%
Knights of Columbus Council 3539	Chisholm	861,423	696,502	164,921	135,704	82.3%	0	0	102,268	62.0%	77,634	47.1%	0	0.0%	24,634	14.9%
Knights of Columbus Council 4174	Albertville	1,499,400	1,233,585	265,815	139,353	52.4%	0	0	116,211	43.7%	53,942	20.3%	0	0.0%	62,269	23.4%
Knights of Columbus Council 4718	Alexandria	144,480	83,725	60,754	24,098	39.7%	0	0	32,490	53.5%	20,502	33.7%	6,080	10.0%	5,908	9.7%
Knights of Columbus Council 6731	Granite Falls	165,848	131,529	34,319	22,877	66.7%	-1,462	0	11,582	33.7%	8,032	23.4%	0	0.0%	3,550	10.3%
Knights of Columbus Council 8367	Lakeville	602,287	509,109	93,178	46,782	50.2%	0	0	47,260	50.7%	34,266	36.8%	0	0.0%	12,994	13.9%
Knights of Columbus Council 889	Faribault	258,134	187,977	70,157	31,536	45.0%	0	9,950	16,198	23.1%	8,000	11.4%	0	0.0%	8,198	11.7%
Knights of Columbus Council 9140	Big Lake	2,010,626	1,697,427	313,199	195,811	62.5%	0	0	127,047	40.6%	26,337	8.4%	0	0.0%	100,710	32.2%
Knights of Columbus Council 945	Owatonna	939,537	758,576	180,961	107,668	59.5%	0	12,449	68,819	38.0%	25,225	13.9%	12,382	6.8%	31,213	17.2%
Knights of Columbus Council 961	Sauk Rapids	848,748	702,021	146,728	86,206	58.8%	0	0	62,767	42.8%	39,085	26.6%	0	0.0%	23,682	16.1%
La Salle Volunteer Firefighters Relief Assoc	La Salle	268,883	233,754	35,127	23,103	65.8%	0	0	14,333	40.8%	9,350	26.6%	0	0.0%	4,983	14.2%
Lac Qui Parle Lake Assoc	Montevideo	1,068,882	894,427	174,455	125,680	72.0%	0	0	55,890	32.0%	19,150	11.0%	0	0.0%	36,740	21.1%
Lafayette Lions Club	Lafayette	346,269	276,242	70,027	29,440	42.0%	0	0	29,689	42.4%	21,338	30.5%	0	0.0%	8,351	11.9%
Lake City Chamber Of Commerce	Lake City	116,838	95,403	21,435	15,136	70.6%	0	0	7,099	33.1%	4,422	20.6%	0	0.0%	2,677	12.5%

FY09 July 1, 2008 to June 30, 2009 Organization	City	Gross Receipts	Prizes	Net Receipts	ALLOWABLE EXPENSES			Cap. Assets Improvements	LAWFUL PURPOSE EXPENDITURES							
					Total	%	Reimb		TOTAL	%	Charitable	%	Other	%	Tax/Fees	%
Lake City Fire Dept Relief Assoc	Lake City	114,581	86,780	27,801	15,292	55.0%	0	0	11,479	41.3%	8,552	30.8%	0	0.0%	2,927	10.5%
Lake City Lions Club	Lake City	276,971	231,229	45,742	19,291	42.2%	0	0	24,285	53.1%	17,758	38.8%	0	0.0%	6,527	14.3%
Lake Crystal Fire Dept Relief Assoc	Lake Crystal	459,813	377,241	82,572	40,721	49.3%	0	0	37,584	45.5%	27,825	33.7%	0	0.0%	9,759	11.8%
Lake Elmo Jaycees	Lake Elmo	1,240,207	1,040,635	199,572	94,671	47.4%	0	2,500	113,931	57.1%	61,322	30.7%	0	0.0%	52,609	26.4%
Lake Henry Lions Club	Belgrade	321,719	268,601	53,118	24,345	45.8%	0	0	24,683	46.5%	18,480	34.8%	0	0.0%	6,203	11.7%
Lake Lillian Civic & Commerce Assoc	Lake Lillian	155,289	122,628	32,661	13,563	41.5%	0	0	14,319	43.8%	10,677	32.7%	0	0.0%	3,642	11.1%
Lake of the Woods Drifters	Baudette	428,905	352,039	76,866	61,188	79.6%	0	0	29,999	39.0%	22,190	28.9%	0	0.0%	7,809	10.2%
Lake Park Vol Fire Dept	Lake Park	628,120	537,278	90,842	50,761	55.9%	0	0	35,166	38.7%	21,388	23.5%	0	0.0%	13,778	15.2%
Lake Region Hockey Assoc	New Brighton	4,711,638	3,953,503	758,136	439,832	58.0%	0	0	334,475	44.1%	46,081	6.1%	0	0.0%	288,394	38.0%
Lake Sullivan Assoc	Hillman	777,448	612,804	164,644	98,452	59.8%	0	0	60,157	36.5%	41,400	25.1%	0	0.0%	18,757	11.4%
Lake Superior Steelhead Assoc	Duluth	1,127,067	943,214	183,853	126,410	68.8%	-3,246	0	63,434	34.5%	13,053	7.1%	0	0.0%	50,381	27.4%
Lake Washington Improvement Assoc	Kasota	340,590	266,314	74,276	37,089	49.9%	0	0	31,006	41.7%	19,368	26.1%	0	0.0%	11,638	15.7%
Lakes Area Senior Activity Center	Brainerd	161,676	124,030	37,646	12,672	33.7%	0	0	22,067	58.6%	18,145	48.2%	0	0.0%	3,922	10.4%
Lakeview Booster Club Inc	Cottonwood	90,502	70,295	20,207	7,437	36.8%	0	0	10,781	53.4%	8,496	42.0%	0	0.0%	2,285	11.3%
Lakeville Hockey Assoc	Lakeville	1,352,778	1,017,509	335,270	175,257	52.3%	0	0	149,965	44.7%	95,192	28.4%	0	0.0%	54,773	16.3%
Lakeville Lions Club	Lakeville	773,832	595,390	178,442	122,949	68.9%	0	10,018	51,486	28.9%	31,590	17.7%	250	0.1%	19,646	11.0%
Lamberton Lions Club Inc	Lamberton	141,908	116,036	25,872	19,710	76.2%	0	0	4,686	18.1%	1,500	5.8%	0	0.0%	3,186	12.3%
Lancer Youth Hockey Assoc	La Crescent	444,695	350,022	94,673	45,452	48.0%	0	0	54,115	57.2%	43,325	45.8%	0	0.0%	10,790	11.4%
Land of Lakes Choirboys of Minn	Elk River	1,647,280	1,309,063	338,217	178,563	52.8%	0	0	156,387	46.2%	81,550	24.1%	0	0.0%	74,837	22.1%
Lanesboro Fire Relief Assn	Lanesboro	775,212	641,916	133,296	61,630	46.2%	0	0	81,286	61.0%	60,336	45.3%	0	0.0%	20,950	15.7%
Lawron Trail Riders	Bovey	611,487	520,821	90,666	52,041	57.4%	0	0	43,239	47.7%	27,045	29.8%	0	0.0%	16,194	17.9%
Le Center Fire Mans Relief Assoc	Le Center	349,519	275,730	73,789	37,150	50.3%	0	0	22,767	30.9%	13,502	18.3%	0	0.0%	9,265	12.6%
Le Roy Community Foundation	Le Roy	341,382	284,627	56,755	31,136	54.9%	0	0	26,501	46.7%	19,693	34.7%	0	0.0%	6,808	12.0%
Leaf Valley Game and Fish Conservation Club	Miltona	985,516	870,786	114,730	51,104	44.5%	0	0	60,657	52.9%	24,657	21.5%	0	0.0%	36,000	31.4%
Leavenworth Baseball Assoc	Sleepy Eye	267,912	214,303	53,609	26,022	48.5%	0	249	19,969	37.2%	13,594	25.4%	0	0.0%	6,375	11.9%
Leech Lake Area Amateur Hockey Assoc	Walker	408,793	313,839	94,954	54,315	57.2%	0	0	57,618	60.7%	46,547	49.0%	0	0.0%	11,071	11.7%
Lester Park Hockey Associ	Duluth	290,897	235,947	54,950	60,973	111.0%	0	0	11,416	20.8%	5,228	9.5%	0	0.0%	6,188	11.3%
Lester Prairie Lions Club	Lester Prairie	163,247	135,499	27,748	13,621	49.1%	0	0	12,529	45.2%	9,522	34.3%	0	0.0%	3,007	10.8%
Lets Go Fishing of MN	Willmar	1,552,065	1,251,128	300,937	185,871	61.8%	0	0	116,644	38.8%	36,612	12.2%	0	0.0%	80,032	26.6%
Lewiston Volunteer Fire Co	Lewiston	402,948	320,339	82,609	57,892	70.1%	0	0	32,583	39.4%	26,805	32.4%	0	0.0%	5,778	7.0%
Lexington Fire Relief	Lexington	877,749	694,595	183,154	112,317	61.3%	0	0	36,243	19.8%	12,444	6.8%	0	0.0%	23,799	13.0%
Lincoln Area Business Assoc	Cushing	883,436	721,454	161,983	92,632	57.2%	0	0	59,356	36.6%	34,673	21.4%	0	0.0%	24,683	15.2%
Lindbergh Lions Club of Little Falls	Little Falls	1,445,079	1,241,577	203,503	107,230	52.7%	0	0	98,303	48.3%	38,527	18.9%	0	0.0%	59,776	29.4%
Lindstrom Fire Dept Relief Assoc	Lindstrom	705,490	591,483	114,007	58,026	50.9%	0	0	46,701	41.0%	29,925	26.2%	0	0.0%	16,776	14.7%
Lino Lakes Lions Club	Lino Lakes	898,846	715,365	183,481	110,579	60.3%	0	0	72,750	39.6%	49,837	27.2%	0	0.0%	22,913	12.5%
Lions Club of Forest Lake	Forest Lake	308,169	224,685	83,484	55,279	66.2%	-2,868	0	20,641	24.7%	15,107	18.1%	0	0.0%	5,534	6.6%
Lions Club of Waconia	Waconia	198,533	158,065	40,468	19,884	49.1%	0	0	29,550	73.0%	24,565	60.7%	0	0.0%	4,985	12.3%
Little Canada Recreation Assoc	Little Canada	2,494,509	1,978,190	516,320	423,603	82.0%	-119,936	0	75,930	14.7%	25,000	4.8%	0	0.0%	50,930	9.9%
Little Canada Vol Fire Department	Little Canada	1,825,611	1,480,648	344,963	202,838	58.8%	0	0	145,406	42.2%	53,518	15.5%	0	0.0%	91,888	26.6%
Little Falls Exchange Club	Little Falls	1,091,943	906,305	185,638	95,011	51.2%	0	1,500	88,466	47.7%	46,586	25.1%	0	0.0%	41,880	22.6%

FY09 July 1, 2008 to June 30, 2009 Organization	City	Gross Receipts	Prizes	Net Receipts	ALLOWABLE EXPENSES			Cap. Assets Improvements	LAWFUL PURPOSE EXPENDITURES							
					Total	%	Reimb		TOTAL	%	Charitable	%	Other	%	Tax/Fees	%
Little Falls Lions Club	Little Falls	259,207	212,665	46,542	27,184	58.4%	0	0	18,987	40.8%	18,560	39.9%	0	0.0%	427	0.9%
Little Falls Youth Hockey	Little Falls	96,029	70,554	25,476	6,765	26.6%	0	0	2,028	8.0%	0	0.0%	0	0.0%	2,028	8.0%
Long Lake Homeowners Assoc Inc	Hillman	469,002	390,285	78,717	45,038	57.2%	0	0	25,470	32.4%	16,600	21.1%	0	0.0%	8,870	11.3%
Long Prairie Hockey Assoc	Long Prairie	953,809	768,961	184,848	108,888	58.9%	0	0	77,064	41.7%	47,734	25.8%	0	0.0%	29,329	15.9%
Long Prairie Lions Club	Long Prairie	345,233	268,422	76,811	40,149	52.3%	0	0	33,521	43.6%	25,145	32.7%	0	0.0%	8,376	10.9%
Longville Lakes Area Chamber of Commerce	Longville	808,692	652,733	155,959	94,358	60.5%	0	0	54,411	34.9%	30,152	19.3%	0	0.0%	24,259	15.6%
Lonsdale Firemens Relief Assoc	Lonsdale	443,990	360,400	83,590	48,533	58.1%	0	0	55,358	66.2%	46,152	55.2%	0	0.0%	9,206	11.0%
Loretto Fire Dept Relief Assoc	Loretto	522,227	433,881	88,346	53,989	61.1%	0	0	35,837	40.6%	25,000	28.3%	0	0.0%	10,837	12.3%
Loretto Lions Club	Loretto	1,043,460	876,614	166,846	78,154	46.8%	0	0	87,400	52.4%	51,105	30.6%	0	0.0%	36,295	21.8%
Lowry Fire Mens Relief Assoc	Lowry	303,274	247,074	56,200	30,535	54.3%	0	0	30,677	54.6%	25,450	45.3%	0	0.0%	5,227	9.3%
Luverne Optimist Club	Luverne	743,053	581,894	161,159	80,307	49.8%	0	0	72,397	44.9%	53,068	32.9%	0	0.0%	19,329	12.0%
Mabel Fire Dept Relief Assoc	Mabel	412,775	333,771	79,004	41,724	52.8%	0	0	18,174	23.0%	9,771	12.4%	0	0.0%	8,403	10.6%
Mankato Area Hockey Assoc	Mankato	1,856,985	1,451,624	405,360	213,553	52.7%	0	0	200,598	49.5%	95,014	23.4%	0	0.0%	105,584	26.0%
Mankato Area Youth Baseball Assn	North Mankato	639,803	511,262	128,542	82,955	64.5%	0	0	34,013	26.5%	20,798	16.2%	0	0.0%	13,215	10.3%
Mankato Sertoma Club	Mankato	352,692	298,565	54,127	29,817	55.1%	0	0	28,088	51.9%	20,732	38.3%	0	0.0%	7,356	13.6%
Mantorville Restoration Assoc	Mantorville	720,616	559,489	161,127	94,090	58.4%	0	0	66,075	41.0%	48,930	30.4%	0	0.0%	17,145	10.6%
Maple Grove Fire Fighters Relief Assoc	Maple Grove	2,464,579	2,132,760	331,819	170,260	51.3%	0	0	165,577	49.9%	32,376	9.8%	0	0.0%	133,201	40.1%
Maple Grove Lions Club	Maple Grove	4,135,488	3,547,847	587,641	274,490	46.7%	0	0	333,702	56.8%	90,843	15.5%	0	0.0%	242,858	41.3%
Maple Island Park Assoc	Hollandale	336,580	255,445	81,135	52,494	64.7%	0	0	13,794	17.0%	6,136	7.6%	0	0.0%	7,658	9.4%
Maple Lake Lions Club	Maple Lake	497,891	401,063	96,828	58,403	60.3%	0	0	35,860	37.0%	25,170	26.0%	0	0.0%	10,690	11.0%
Mapleton Area Chamber of Commerce	Mapleton	317,046	256,058	60,988	41,318	67.7%	0	0	24,388	40.0%	18,930	31.0%	0	0.0%	5,458	9.0%
Maplewood Athletic Assoc	Maplewood	534,291	434,465	99,826	71,925	72.1%	0	0	36,017	36.1%	22,781	22.8%	0	0.0%	13,236	13.3%
Maplewood Oakdale Lions Club	Oakdale	663,356	523,904	139,452	78,892	56.6%	0	350	53,635	38.5%	33,240	23.8%	0	0.0%	20,395	14.6%
Marshall Amateur Hockey Assoc	Marshall	56,945	43,100	13,845	3,372	24.4%	0	1,456	7,651	55.3%	5,096	36.8%	0	0.0%	2,555	18.5%
Marshall Baseball Assoc	Marshall	690,759	559,756	131,003	80,968	61.8%	0	0	46,321	35.4%	28,150	21.5%	0	0.0%	18,171	13.9%
Marshall Co Central Sports Booster Club Inc	Newfolden	342,676	289,898	52,778	29,982	56.8%	0	0	22,373	42.4%	15,839	30.0%	0	0.0%	6,534	12.4%
Marshall County Driftskippers Snowmobile Club	Newfolden	161,566	130,687	30,879	15,860	51.4%	0	0	15,137	49.0%	11,450	37.1%	0	0.0%	3,687	11.9%
Mayer Baseball Club	Mayer	707,100	561,403	145,697	91,109	62.5%	0	0	56,207	38.6%	39,380	27.0%	0	0.0%	16,827	11.5%
Maynard Lions Club	Maynard	220,649	186,857	33,791	15,859	46.9%	0	0	12,743	37.7%	8,558	25.3%	0	0.0%	4,185	12.4%
Mazeppa Firefighters Relief Assoc	Mazeppa	225,811	165,970	59,841	35,389	59.1%	0	0	21,579	36.1%	14,893	24.9%	0	0.0%	6,686	11.2%
Mazeppa Jaycees	Mazeppa	139,242	108,928	30,314	18,407	60.7%	0	750	19,894	65.6%	16,635	54.9%	0	0.0%	3,259	10.8%
Mazeppa Lions Club	Mazeppa	94,595	70,724	23,871	18,748	78.5%	0	0	2,792	11.7%	893	3.7%	0	0.0%	1,899	8.0%
McGrath Fire Dept Relief Assoc	McGrath	1,090,010	910,352	179,658	106,509	59.3%	0	0	76,044	42.3%	36,216	20.2%	0	0.0%	39,828	22.2%
McGregor Fire Department Relief Assoc	McGregor	520,957	436,874	84,083	34,106	40.6%	0	0	52,894	62.9%	42,370	50.4%	0	0.0%	10,524	12.5%
McGregor Lions Club	McGregor	612,279	477,325	134,954	77,238	57.2%	0	0	50,932	37.7%	36,074	26.7%	0	0.0%	14,858	11.0%
McIntosh Firemen's Relief Assoc	McIntosh	668,333	564,854	103,479	48,185	46.6%	0	0	58,852	56.9%	44,211	42.7%	0	0.0%	14,642	14.1%
Medford Firemens Relief Assoc	Medford	420,800	333,191	87,609	24,724	28.2%	0	0	70,572	80.6%	63,221	72.2%	0	0.0%	7,351	8.4%
Meire Grove Athletic Club	Melrose	140,199	113,426	26,773	14,076	52.6%	0	0	9,574	35.8%	6,101	22.8%	0	0.0%	3,474	13.0%
Melrose Lions Club	Melrose	458,406	379,540	78,866	35,476	45.0%	0	0	38,117	48.3%	28,506	36.1%	0	0.0%	9,611	12.2%
Menahga Gateway Lions Club	Menahga	844,472	735,717	108,755	67,931	62.5%	0	0	31,624	29.1%	7,433	6.8%	0	0.0%	24,190	22.2%

FY09 July 1, 2008 to June 30, 2009 Organization	City	Gross Receipts	Prizes	Net Receipts	ALLOWABLE EXPENSES			Cap. Assets Improvements	LAWFUL PURPOSE EXPENDITURES							
					Total	%	Reimb		TOTAL	%	Charitable	%	Other	%	Tax/Fees	%
Mendota Heights Athletic Assoc	West St. Paul	2,011,964	1,703,719	308,245	177,640	57.6%	0	0	124,445	40.4%	25,000	8.1%	0	0.0%	99,445	32.3%
Mentor Firefighters Relief Assoc	Mentor	967,841	782,061	185,779	112,871	60.8%	0	0	74,417	40.1%	48,009	25.8%	0	0.0%	26,408	14.2%
Merrick Inc	Vadnais Heights	6,180,081	5,143,804	1,036,277	570,395	55.0%	0	0	428,869	41.4%	40,892	3.9%	0	0.0%	387,977	37.4%
Merrifield Marathons Inc	Merrifield	472,262	357,944	114,318	71,682	62.7%	0	0	32,220	28.2%	18,089	15.8%	0	0.0%	14,131	12.4%
Metro Baseball League	Burnsville	2,676,951	2,120,973	555,978	341,920	61.5%	0	0	148,726	26.8%	0	0.0%	0	0.0%	148,726	26.8%
Middle River Sportsmens Club	Middle River	317,191	268,689	48,502	32,017	66.0%	0	0	21,682	44.7%	14,973	30.9%	0	0.0%	6,709	13.8%
Midway Speedskating Club Inc	Roseville	3,395,239	2,441,257	953,983	537,694	56.4%	0	0	416,806	43.7%	297,825	31.2%	0	0.0%	118,981	12.5%
Midwest Ski Otter Water Ski Club	White Bear Lake	472,716	390,700	82,016	69,499	84.7%	-4,519	0	27,829	33.9%	17,773	21.7%	0	0.0%	10,056	12.3%
Miesville Lions Club	Vermillion	374,374	300,677	73,697	47,226	64.1%	0	0	29,741	40.4%	21,880	29.7%	0	0.0%	7,861	10.7%
Milaca Firefighters Relief Assoc	Milaca	998,576	828,874	169,702	85,318	50.3%	0	0	79,817	47.0%	43,000	25.3%	0	0.0%	36,817	21.7%
Military Service Assoc	Isle	923,660	763,353	160,307	77,350	48.3%	0	6,200	76,564	47.8%	5,093	3.2%	44,107	27.5%	27,364	17.1%
Mille Lacs Drift Skippers Snowmobile Club	Isle	745,506	596,978	148,528	66,821	45.0%	0	12,500	65,759	44.3%	40,041	27.0%	0	0.0%	25,718	17.3%
Mille Lacs Raiders Wrestling Club	Onamia	66,970	48,791	18,179	11,857	65.2%	0	0	8,776	48.3%	6,533	35.9%	0	0.0%	2,243	12.3%
Mille Lacs Trails Snowmobile Club	Aitkin	2,381,395	1,959,295	422,100	260,075	61.6%	0	0	172,685	40.9%	50,107	11.9%	0	0.0%	122,578	29.0%
Millerville Firemens Relief Assoc	Brandon	821,645	678,887	142,758	79,477	55.7%	0	0	56,181	39.4%	32,650	22.9%	0	0.0%	23,531	16.5%
Millville Sportsman Club	Millville	149,373	119,771	29,602	17,972	60.7%	0	0	8,780	29.7%	5,561	18.8%	0	0.0%	3,219	10.9%
Miltona Lions Club	Parkers Prairie	992,633	856,152	136,481	65,705	48.1%	0	0	69,800	51.1%	34,845	25.5%	0	0.0%	34,954	25.6%
Miltona Volunteer Firemen's Relief Assoc	Miltona	990,410	857,299	133,111	59,884	45.0%	0	0	70,036	52.6%	37,122	27.9%	0	0.0%	32,914	24.7%
Minn Brass St. Paul	St. Paul	421,560	336,403	85,157	47,107	55.3%	0	382	26,638	31.3%	16,094	18.9%	0	0.0%	10,544	12.4%
Minn Licensed Beverage Assoc Childrens Fund	St. Paul	2,573,186	1,985,379	587,807	394,192	67.1%	-19,687	0	222,024	37.8%	62,403	10.6%	0	0.0%	159,621	27.2%
Minn Youth Athletic Services	Columbia Heights	4,347,526	3,684,944	662,582	285,251	43.1%	0	0	371,477	56.1%	119,976	18.1%	0	0.0%	251,501	38.0%
Minneota Fire Dept Relief Assoc	Minneota	158,814	106,745	52,070	8,978	17.2%	0	0	13,636	26.2%	9,000	17.3%	0	0.0%	4,636	8.9%
Minnesota Fishing Museum	Little Falls	2,402,394	1,983,863	418,531	199,898	47.8%	0	0	208,308	49.8%	76,343	18.2%	0	0.0%	131,965	31.5%
Minnesota Flyers Gymnastics	Detroit Lakes	756,875	623,672	133,203	84,570	63.5%	0	0	56,967	42.8%	36,332	27.3%	0	0.0%	20,635	15.5%
Minnesota Jaycees Charitable Foundation	Burnsville	968,551	803,143	165,408	111,342	67.3%	0	0	55,040	33.3%	32,250	19.5%	0	0.0%	22,790	13.8%
Minnesota Junior Hockey League Inc	Otsego	110,148	83,477	26,671	22,990	86.2%	0	0	11,638	43.6%	10,100	37.9%	0	0.0%	1,538	5.8%
Minnesota Lake Firemens Relief Assoc	Minnesota Lake	248,588	196,412	52,176	33,692	64.6%	-200	0	13,497	25.9%	9,050	17.3%	0	0.0%	4,447	8.5%
Minnesota USA Wrestling	Minneapolis	3,434,905	2,693,110	741,796	383,335	51.7%	0	0	363,808	49.0%	148,336	20.0%	0	0.0%	215,472	29.0%
Minnesota Waters	St. Cloud	262,491	223,359	39,132	26,365	67.4%	0	0	13,902	35.5%	8,870	22.7%	0	0.0%	5,032	12.9%
Minnewawa Sportsmens Club	McGregor	1,167,335	962,346	204,990	106,141	51.8%	0	8,934	95,957	46.8%	46,707	22.8%	4,620	2.3%	44,630	21.8%
Mississippi River Revival	Winona	38,367	29,559	8,808	8,970	101.8%	-2,380	0	4,276	48.5%	3,600	40.9%	0	0.0%	676	7.7%
MOC Pup Tent 51	Bloomington	119,504	94,883	24,621	16,246	66.0%	0	0	10,196	41.4%	7,722	31.4%	0	0.0%	2,474	10.0%
MOC Pup Tent 9	Detroit Lakes	277,663	235,374	42,289	34,747	82.2%	-815	-2,500	14,261	33.7%	10,906	25.8%	0	0.0%	3,355	7.9%
Mohawk Jaycees of Westonka	Mound	1,559,616	1,238,042	321,574	197,085	61.3%	0	0	134,255	41.7%	59,524	18.5%	0	0.0%	74,731	23.2%
Montevideo Fire Department Relief Assoc	Montevideo	512,087	411,116	100,971	47,957	47.5%	0	0	48,869	48.4%	39,222	38.8%	0	0.0%	9,647	9.6%
Montevideo Lions Club	Montevideo	208,807	166,031	42,776	27,095	63.3%	0	0	24,438	57.1%	19,894	46.5%	0	0.0%	4,544	10.6%
Montgomery Area Community Club	Montgomery	181,274	140,012	41,262	16,326	39.6%	0	0	15,675	38.0%	11,600	28.1%	0	0.0%	4,075	9.9%
Montgomery Firemens Relief Assoc	Montgomery	813,481	644,610	168,871	69,681	41.3%	0	0	92,204	54.6%	71,000	42.0%	0	0.0%	21,204	12.6%
Monticello Lions Club	Monticello	2,565,974	2,101,292	464,682	298,907	64.3%	0	0	148,178	31.9%	12,362	2.7%	0	0.0%	135,816	29.2%
Monticello Youth Hockey Program	Monticello	1,288,830	1,104,734	184,096	122,349	66.5%	0	0	73,137	39.7%	27,505	14.9%	0	0.0%	45,632	24.8%

FY09 July 1, 2008 to June 30, 2009 Organization	City	Gross Receipts	Prizes	Net Receipts	ALLOWABLE EXPENSES			Cap. Assets Improvements	LAWFUL PURPOSE EXPENDITURES							
					Total	%	Reimb		TOTAL	%	Charitable	%	Other	%	Tax/Fees	%
Montrose Lions Club	Montrose	497,771	401,208	96,563	60,530	62.7%	0	0	33,874	35.1%	24,439	25.3%	0	0.0%	9,435	9.8%
Moorhead Youth Hockey Assoc	Moorhead	4,152,135	3,356,375	795,760	404,103	50.8%	-311	0	377,564	47.4%	137,404	17.3%	0	0.0%	240,160	30.2%
Moose Lake Area Hockey Assoc	Moose Lake	436,929	366,031	70,898	40,770	57.5%	0	0	33,366	47.1%	25,500	36.0%	0	0.0%	7,866	11.1%
Moose Lodge 1060	Aitkin	154,692	124,923	29,769	21,371	71.8%	0	0	17,146	57.6%	3,070	10.3%	10,390	34.9%	3,686	12.4%
Moose Lodge 1114	St. Charles	126,158	92,825	33,333	17,301	51.9%	0	2,750	13,572	40.7%	9,812	29.4%	0	0.0%	3,760	11.3%
Moose Lodge 1180	Austin	481,402	386,740	94,662	51,091	54.0%	0	0	42,832	45.2%	7,919	8.4%	24,452	25.8%	10,461	11.1%
Moose Lodge 1246	Brainerd	276,233	226,081	50,151	41,250	82.3%	0	0	26,258	52.4%	2,528	5.0%	17,483	34.9%	6,247	12.5%
Moose Lodge 1259	International Falls	261,167	212,778	48,390	29,628	61.2%	0	0	17,669	36.5%	11,089	22.9%	1,415	2.9%	5,165	10.7%
Moose Lodge 1274	Cloquet	184,005	151,486	32,519	26,866	82.6%	0	0	19,901	61.2%	4,694	14.4%	12,516	38.5%	2,691	8.3%
Moose Lodge 1302	Proctor	580,866	505,418	75,449	47,018	62.3%	0	0	34,726	46.0%	6,707	8.9%	16,738	22.2%	11,281	15.0%
Moose Lodge 1400	Waite Park	601,120	490,137	110,983	57,147	51.5%	0	0	45,734	41.2%	9,638	8.7%	24,379	22.0%	11,716	10.6%
Moose Lodge 1414	Mankato	330,175	246,778	83,397	47,115	56.5%	0	1,000	30,022	36.0%	20,365	24.4%	0	0.0%	9,656	11.6%
Moose Lodge 1452	Bemidji	149,735	130,827	18,908	20,050	106.0%	0	0	5,516	29.2%	2,750	14.5%	0	0.0%	2,766	14.6%
Moose Lodge 1463	Two Harbors	536,049	422,329	113,720	73,389	64.5%	0	17,459	28,961	25.5%	3,528	3.1%	13,436	11.8%	11,997	10.5%
Moose Lodge 1544	Braham	119,521	97,728	21,793	10,406	47.7%	0	0	8,223	37.7%	1,178	5.4%	4,536	20.8%	2,509	11.5%
Moose Lodge 1703	Albert Lea	413,068	338,985	74,083	27,941	37.7%	0	1,500	22,458	30.3%	14,410	19.5%	0	0.0%	8,048	10.9%
Moose Lodge 2023	Grand Rapids	394,694	337,284	57,410	35,019	61.0%	0	0	27,849	48.5%	3,662	6.4%	15,942	27.8%	8,245	14.4%
Moose Lodge 2098	Faribault	306,830	248,744	58,086	49,724	85.6%	0	0	30,957	53.3%	5,005	8.6%	19,462	33.5%	6,490	11.2%
Moose Lodge 2331	Princeton	38,067	27,584	10,483	8,095	77.2%	0	12,580	21,584	205.9%	4,675	44.6%	15,833	151.0%	1,076	10.3%
Moose Lodge 407	Ortonville	158,898	128,661	30,237	12,656	41.9%	0	0	15,806	52.3%	6,371	21.1%	5,610	18.6%	3,825	12.6%
Moose Lodge 742	Baudette	305,721	248,620	57,101	31,577	55.3%	0	0	22,763	39.9%	11,717	20.5%	4,040	7.1%	7,006	12.3%
Moose Willow Sportsmans Club	Hill City	371,496	325,825	45,671	33,556	73.5%	0	0	13,899	30.4%	6,595	14.4%	0	0.0%	7,304	16.0%
Mora Area Youth Recreation Assoc Inc	Mora	877,783	705,541	172,242	89,254	51.8%	0	0	73,394	42.6%	50,000	29.0%	0	0.0%	23,394	13.6%
Morgan Area Jaycees	Morgan	110,578	85,423	25,155	16,029	63.7%	0	0	8,105	32.2%	6,003	23.9%	0	0.0%	2,102	8.4%
Morris Hockey Assoc	Morris	220,990	169,644	51,346	38,635	75.2%	0	0	18,666	36.4%	14,647	28.5%	0	0.0%	4,018	7.8%
Morrison Co Agricultural Society	Little Falls	395,319	319,056	76,263	42,541	55.8%	0	0	38,907	51.0%	30,950	40.6%	0	0.0%	7,957	10.4%
Morristown Firemens Relief Assoc	Morristown	582,583	464,197	118,386	63,401	53.6%	0	0	54,176	45.8%	40,916	34.6%	0	0.0%	13,260	11.2%
Morton Firemans Relief Assoc	Morton	110,295	87,797	22,498	12,530	55.7%	0	0	12,796	56.9%	11,293	50.2%	0	0.0%	1,504	6.7%
Mower Council for the Handicapped	Austin	698,629	574,758	123,871	64,862	52.4%	0	0	61,346	49.5%	46,300	37.4%	0	0.0%	15,046	12.1%
Municipal Athletic Assoc	Hibbing	443,499	380,140	63,359	52,386	82.7%	0	0	23,737	37.5%	15,000	23.7%	0	0.0%	8,736	13.8%
Mystic Riders Snowmobile Club	Princeton	3,760,189	3,140,829	619,360	290,308	46.9%	0	0	282,954	45.7%	55,524	9.0%	0	0.0%	227,430	36.7%
National Ataxia Foundation	Plymouth	402,677	296,294	106,384	86,339	81.2%	0	0	11,602	10.9%	3,000	2.8%	0	0.0%	8,602	8.1%
Nelson Community Assoc	Nelson	565,461	483,164	82,297	26,975	32.8%	0	20,000	15,512	18.8%	0	0.0%	0	0.0%	15,512	18.8%
Nelson Mens Club	Nelson	1,393,787	1,182,955	210,832	119,259	56.6%	0	0	80,466	38.2%	17,746	8.4%	0	0.0%	62,720	29.7%
Nevis Fire Persons Relief Assoc	Nevis	672,718	575,852	96,866	59,496	61.4%	0	0	37,896	39.1%	22,654	23.4%	0	0.0%	15,242	15.7%
New Auburn Fire Dept Relief Assoc	New Auburn	211,164	159,055	52,109	34,261	65.7%	-595	0	25,668	49.3%	20,653	39.6%	0	0.0%	5,015	9.6%
New Brighton Lions Club	Spring Lake Park	980,128	820,406	159,722	91,427	57.2%	0	0	64,222	40.2%	33,022	20.7%	0	0.0%	31,200	19.5%
New Germany Fire Dept Relief Assoc	New Germany	419,294	326,007	93,287	46,961	50.3%	0	0	44,481	47.7%	34,652	37.1%	0	0.0%	9,828	10.5%
New Market Firefighters Relief Assoc	Elko New Market	755,907	631,851	124,056	61,323	49.4%	0	0	68,243	55.0%	48,000	38.7%	0	0.0%	20,243	16.3%
New Munich Jaycees	New Munich	354,735	277,056	77,679	41,794	53.8%	0	0	36,017	46.4%	28,448	36.6%	0	0.0%	7,569	9.7%

FY09 July 1, 2008 to June 30, 2009 Organization	City	Gross Receipts	Prizes	Net Receipts	ALLOWABLE EXPENSES			Cap. Assets Improvements	LAWFUL PURPOSE EXPENDITURES							
					Total	%	Reimb		TOTAL	%	Charitable	%	Other	%	Tax/Fees	%
New Prague Chamber of Commerce	New Prague	374,833	316,338	58,495	33,112	56.6%	0	0	16,665	28.5%	8,850	15.1%	0	0.0%	7,815	13.4%
New Prague Community Sportsman Club	New Prague	480,062	394,373	85,689	66,724	77.9%	0	0	22,301	26.0%	13,924	16.2%	0	0.0%	8,377	9.8%
New Prague Firemens Relief Assoc	New Prague	379,471	301,087	78,384	53,865	68.7%	0	0	21,421	27.3%	15,310	19.5%	0	0.0%	6,111	7.8%
New Prague Hockey Assoc	New Prague	181,154	147,946	33,208	22,480	67.7%	0	0	18,856	56.8%	15,100	45.5%	0	0.0%	3,756	11.3%
New Richland Firemens Relief Assoc	New Richland	730,118	610,306	119,812	59,174	49.4%	0	0	45,384	37.9%	26,035	21.7%	0	0.0%	19,349	16.1%
New Ulm Hockey Assoc	New Ulm	370,962	260,750	110,212	50,587	45.9%	0	0	47,964	43.5%	36,000	32.7%	0	0.0%	11,964	10.9%
New Ulm Optimist Club	New Ulm	741,778	604,719	137,059	65,113	47.5%	0	0	71,400	52.1%	52,915	38.6%	0	0.0%	18,485	13.5%
New Ulm Turnverein	New Ulm	135,224	108,687	26,537	19,215	72.4%	0	0	7,364	27.8%	3,881	14.6%	0	0.0%	3,483	13.1%
New York Mills Lions Club	New York Mills	307,229	249,121	58,108	33,692	58.0%	0	0	13,065	22.5%	5,767	9.9%	0	0.0%	7,298	12.6%
Nicollet Conservation Club	Nicollet	342,865	260,065	82,800	48,355	58.4%	0	0	19,548	23.6%	9,061	10.9%	1,840	2.2%	8,648	10.4%
Nicollet Lions Club	Nicollet	292,376	238,384	53,992	31,060	57.5%	0	0	19,977	37.0%	14,754	27.3%	0	0.0%	5,223	9.7%
Nisswa Lions Club	Nisswa	553,506	434,067	119,439	77,128	64.6%	0	0	42,920	35.9%	31,600	26.5%	0	0.0%	11,320	9.5%
North Branch Area Hockey Assoc	North Branch	1,006,172	845,592	160,580	126,154	78.6%	0	0	39,002	24.3%	5,779	3.6%	0	0.0%	33,223	20.7%
North Country Snowmobile Club	Bemidji	1,695,341	1,338,171	357,170	176,342	49.4%	0	0	148,542	41.6%	66,376	18.6%	0	0.0%	82,166	23.0%
North Country Trail Busters	Fort Ripley	183,584	145,041	38,543	30,961	80.3%	0	0	11,533	29.9%	8,580	22.3%	0	0.0%	2,953	7.7%
North Ramsey 500 Lions Club Inc	St. Paul	1,005,254	791,340	213,914	139,286	65.1%	0	0	75,385	35.2%	34,833	16.3%	0	0.0%	40,552	19.0%
North St. Paul Athletic Assoc	Maplewood	2,079,762	1,719,484	360,278	220,005	61.1%	0	0	134,997	37.5%	30,976	8.6%	0	0.0%	104,021	28.9%
North Suburban Youth Foundation	Roseville	923,224	733,900	189,324	172,656	91.2%	0	0	37,419	19.8%	19,355	10.2%	0	0.0%	18,064	9.5%
North Tartan Area Girls Basketball Booster Club	Oakdale	1,513,276	1,214,936	298,340	177,519	59.5%	0	0	127,821	42.8%	51,553	17.3%	0	0.0%	76,268	25.6%
Northeast Minneapolis Lions Club	Minneapolis	5,647,059	4,534,226	1,112,833	645,057	58.0%	0	0	501,563	45.1%	177,135	15.9%	0	0.0%	324,428	29.2%
Northern Pine Riders	Willow River	1,539,750	1,274,247	265,503	137,625	51.8%	0	0	160,881	60.6%	76,571	28.8%	0	0.0%	84,310	31.8%
Northfield Fire Relief Assoc	Northfield	216,798	179,581	37,217	33,615	90.3%	0	0	22,342	60.0%	17,816	47.9%	0	0.0%	4,526	12.2%
Northland Lions Club	Remer	269,559	205,363	64,196	44,106	68.7%	0	0	18,403	28.7%	12,377	19.3%	0	0.0%	6,026	9.4%
Northwest Tonka Lions Club	Mound	1,372,081	1,060,629	311,453	229,474	73.7%	0	0	81,680	26.2%	30,981	9.9%	0	0.0%	50,698	16.3%
Northwestern Health Sciences University	Bloomington	2,172,941	1,556,428	616,514	361,487	58.6%	0	0	354,573	57.5%	300,000	48.7%	0	0.0%	54,573	8.9%
Norwood Young America Lions Club	Norwood	112,137	89,191	22,946	17,052	74.3%	0	0	6,285	27.4%	3,300	14.4%	0	0.0%	2,985	13.0%
Ogilvie Lions Club	Ogilvie	681,525	569,224	112,302	67,701	60.3%	0	0	30,082	26.8%	12,591	11.2%	0	0.0%	17,491	15.6%
Olivia Ambulance Service Inc	Olivia	374,068	314,477	59,591	32,039	53.8%	0	0	32,495	54.5%	25,000	42.0%	0	0.0%	7,495	12.6%
Olivia Area Chamber of Commerce	Olivia	608,399	523,177	85,222	54,645	64.1%	0	0	29,340	34.4%	14,037	16.5%	0	0.0%	15,303	18.0%
Olmsted County Hockey Assoc	Rochester	1,415,356	1,089,422	325,934	192,031	58.9%	0	0	113,303	34.8%	50,127	15.4%	0	0.0%	63,176	19.4%
Onamia Lions Club	Onamia	929,933	722,784	207,149	115,486	55.8%	0	0	85,321	41.2%	57,674	27.8%	0	0.0%	27,647	13.3%
Opole Baseball Club & Recreation Assoc	Holdingsford	161,075	129,319	31,756	25,207	79.4%	0	0	4,760	15.0%	3,527	11.1%	0	0.0%	1,233	3.9%
Optimist Club of St. Cloud	St. Cloud	3,185,123	2,638,367	546,756	233,188	42.6%	0	0	306,767	56.1%	118,588	21.7%	0	0.0%	188,179	34.4%
Osakis Economic Development Corp	Osakis	1,003,816	842,739	161,077	108,894	67.6%	0	0	60,047	37.3%	28,950	18.0%	0	0.0%	31,097	19.3%
Osseo Firemens Relief Assoc	Osseo	2,269,999	1,929,412	340,587	160,470	47.1%	0	0	181,653	53.3%	63,900	18.8%	0	0.0%	117,753	34.6%
Osseo Lions Club	Osseo	2,887,424	2,452,454	434,970	210,304	48.3%	0	0	210,368	48.4%	46,885	10.8%	0	0.0%	163,483	37.6%
Osseo Maple Grove Basketball Assoc	Maple Grove	406,228	333,730	72,498	50,989	70.3%	0	0	18,179	25.1%	5,923	8.2%	0	0.0%	12,256	16.9%
Osseo Maple Grove Hockey Assoc	Maple Grove	2,053,609	1,795,691	257,918	115,422	44.8%	0	0	115,783	44.9%	6,475	2.5%	0	0.0%	109,308	42.4%
Ostrander Lions	Ostrander	55,613	44,547	11,066	4,760	43.0%	0	0	11,947	108.0%	11,198	101.2%	0	0.0%	749	6.8%
Ottertail Lions Club	Ottertail	2,347,697	2,014,427	333,270	154,758	46.4%	0	0	179,908	54.0%	47,902	14.4%	0	0.0%	132,006	39.6%

FY09 July 1, 2008 to June 30, 2009 Organization	City	Gross Receipts	Prizes	Net Receipts	ALLOWABLE EXPENSES			Cap. Assets Improvements	LAWFUL PURPOSE EXPENDITURES							
					Total	%	Reimb		TOTAL	%	Charitable	%	Other	%	Tax/Fees	%
Ottertail Rod & Gun Club	Ottertail	260,271	214,077	46,194	37,655	81.5%	0	0	13,895	30.1%	12,549	27.2%	0	0.0%	1,346	2.9%
Outing Chamber Of Commerce	Outing	501,553	377,607	123,946	89,536	72.2%	0	0	41,024	33.1%	30,456	24.6%	0	0.0%	10,568	8.5%
Owatonna Wrestling Assoc	Owatonna	501,601	393,177	108,424	67,850	62.6%	0	0	42,650	39.3%	32,000	29.5%	0	0.0%	10,650	9.8%
Owatonna Youth Hockey Assoc	Owatonna	755,078	621,990	133,088	65,218	49.0%	0	0	66,234	49.8%	46,835	35.2%	0	0.0%	19,399	14.6%
Owls 1200 Fraternal Bldg Assoc Club	Duluth	59,731	50,364	9,367	10,689	114.1%	0	0	6,472	69.1%	1,050	11.2%	3,304	35.3%	2,118	22.6%
Palisade Fire Department	Palisade	639,341	538,206	101,135	59,091	58.4%	0	0	51,589	51.0%	36,660	36.2%	0	0.0%	14,929	14.8%
Park Rapids Amateur Hockey Assoc	Park Rapids	739,068	631,738	107,328	88,059	82.0%	0	0	34,405	32.1%	16,500	15.4%	0	0.0%	17,905	16.7%
Parkers Prairie Sportsman Club	Parkers Prairie	543,417	453,127	90,290	50,640	56.1%	0	0	44,853	49.7%	34,710	38.4%	0	0.0%	10,143	11.2%
Parkway Little League Inc	St. Paul	1,555,376	1,321,490	233,886	104,925	44.9%	0	0	115,469	49.4%	31,424	13.4%	0	0.0%	84,045	35.9%
Paul Bunyan Nature Learning Center	Brainerd	202,249	164,155	38,094	34,606	90.8%	0	0	6,468	17.0%	3,364	8.8%	0	0.0%	3,104	8.1%
Paynesville New London Spicer Hockey Assoc	Paynesville	469,262	380,870	88,392	45,258	51.2%	-769	0	34,142	38.6%	25,081	28.4%	0	0.0%	9,061	10.3%
Pearl Lake Recreation Club	Kimball	124,432	97,855	26,577	10,855	40.8%	0	0	17,183	64.7%	14,300	53.8%	0	0.0%	2,883	10.8%
Pelican Lakes Conservation Club	Pequot Lakes	858,310	652,534	205,776	136,265	66.2%	0	0	57,825	28.1%	33,625	16.3%	0	0.0%	24,200	11.8%
Pemberton Firefighters Relief Assoc	Pemberton	297,232	238,449	58,783	36,327	61.8%	0	0	23,085	39.3%	16,705	28.4%	0	0.0%	6,380	10.9%
Pengilly Booster Club	Pengilly	1,130,420	930,133	200,287	118,214	59.0%	0	0	85,679	42.8%	55,297	27.6%	0	0.0%	30,382	15.2%
Pequot Lakes Youth Hockey Assoc Inc	Crosslake	1,106,210	874,506	231,704	94,721	40.9%	0	0	148,458	64.1%	112,000	48.3%	0	0.0%	36,458	15.7%
Perham Athletic Assoc	Perham	194,009	154,823	39,187	26,676	68.1%	-68	0	8,990	22.9%	3,827	9.8%	0	0.0%	5,163	13.2%
Perham Lions Club	Perham	444,891	343,886	101,005	51,027	50.5%	0	0	50,451	49.9%	41,613	41.2%	0	0.0%	8,838	8.8%
Piedmont Heights Hockey Assoc	Duluth	573,857	493,306	80,551	59,570	74.0%	0	0	14,075	17.5%	2,000	2.5%	0	0.0%	12,075	15.0%
Pierz Fire Relief Assoc	Pierz	307,915	242,867	65,048	33,026	50.8%	0	0	30,657	47.1%	24,368	37.5%	0	0.0%	6,289	9.7%
Pierz Lions Club	Pierz	354,968	295,863	59,105	33,755	57.1%	0	0	29,405	49.7%	23,027	39.0%	0	0.0%	6,378	10.8%
Pillager Firemens Relief Assoc	Pillager	180,749	147,460	33,289	19,060	57.3%	0	0	6,554	19.7%	200	0.6%	0	0.0%	6,354	19.1%
Pillager Lions Club	Pillager	164,750	132,635	32,115	21,278	66.3%	0	0	14,961	46.6%	11,209	34.9%	0	0.0%	3,752	11.7%
Pine City Youth Hockey Assoc	Pine City	467,775	353,788	113,987	73,764	64.7%	-18,524	0	58,566	51.4%	51,854	45.5%	0	0.0%	6,712	5.9%
Pine Island Volunteer Firemen's Relief Assoc	Pine Island	471,081	371,510	99,571	42,014	42.2%	0	0	38,076	38.2%	30,000	30.1%	0	0.0%	8,076	8.1%
Plainview Firemens Relief Assoc	Plainview	331,598	263,367	68,231	39,461	57.8%	0	0	20,105	29.5%	11,413	16.7%	0	0.0%	8,692	12.7%
Plainview Lions Club	Plainview	115,559	95,400	20,159	13,445	66.7%	0	0	3,422	17.0%	658	3.3%	0	0.0%	2,764	13.7%
Plato Fire Relief Assoc	Plato	418,504	331,615	86,887	42,328	48.7%	0	0	37,496	43.2%	28,624	32.9%	0	0.0%	8,872	10.2%
Platte Lake Property Owners Assoc	Minnetrissa	1,238,214	977,836	260,378	154,494	59.3%	0	0	103,047	39.6%	56,656	21.8%	0	0.0%	46,391	17.8%
Plummer Lions Club	Plummer	1,087,513	920,564	166,949	70,000	41.9%	0	0	80,060	48.0%	39,066	23.4%	0	0.0%	40,994	24.6%
Plymouth Lions Club Inc	Plymouth	2,080,316	1,723,811	356,505	202,757	56.9%	0	0	156,259	43.8%	46,138	12.9%	0	0.0%	110,121	30.9%
Pna Zagloba Lodge 1033	South St. Paul	118,936	92,090	26,846	36,392	135.6%	-473	23,077	9,248	34.4%	6,160	22.9%	0	0.0%	3,088	11.5%
Pokegama Lake Assoc	Pine City	1,500,002	1,207,102	292,900	151,859	51.8%	0	2,778	130,647	44.6%	67,006	22.9%	0	0.0%	63,641	21.7%
Police Benevolent Assoc of Rochester	Rochester	141,692	111,150	30,542	14,972	49.0%	0	0	10,721	35.1%	7,650	25.0%	0	0.0%	3,071	10.1%
Porter Firemans Relief Assoc	Porter	211,967	173,316	38,651	21,508	55.6%	0	0	14,108	36.5%	10,516	27.2%	0	0.0%	3,592	9.3%
Prairie Ecology Bus Center	Lakefield	2,160,864	1,807,012	353,852	156,904	44.3%	0	0	193,527	54.7%	75,050	21.2%	0	0.0%	118,477	33.5%
Prairie Playhouse Child Care Inc	Appleton	424,717	338,629	86,088	47,914	55.7%	0	0	51,963	60.4%	40,849	47.5%	0	0.0%	11,114	12.9%
Princeton Jaycees	Princeton	758,475	612,860	145,615	100,096	68.7%	0	2,500	44,897	30.8%	25,191	17.3%	0	0.0%	19,706	13.5%
Princeton Youth Hockey Assoc	Princeton	962,450	747,123	215,326	101,382	47.1%	0	0	99,438	46.2%	65,866	30.6%	0	0.0%	33,572	15.6%
Prior Lake Lions Club	Prior Lake	839,947	662,191	177,756	103,974	58.5%	0	0	72,679	40.9%	47,207	26.6%	0	0.0%	25,472	14.3%

FY09 July 1, 2008 to June 30, 2009 Organization	City	Gross Receipts	Prizes	Net Receipts	ALLOWABLE EXPENSES			Cap. Assets Improvements	LAWFUL PURPOSE EXPENDITURES							
					Total	%	Reimb		TOTAL	%	Charitable	%	Other	%	Tax/Fees	%
Prior Lake Optimist Club	Prior Lake	729,922	595,768	134,155	70,499	52.6%	0	0	56,913	42.4%	39,440	29.4%	0	0.0%	17,473	13.0%
Prosperity Heights Booster Club	St. Paul	1,389,404	1,168,316	221,088	128,331	58.0%	0	0	86,178	39.0%	21,546	9.7%	0	0.0%	64,632	29.2%
Rainy Lake Sportfishing Club	International Falls	415,519	339,534	75,985	45,336	59.7%	-296	0	24,063	31.7%	11,221	14.8%	0	0.0%	12,842	16.9%
Ramsey Lions Club	Anoka	7,162,475	6,012,765	1,149,710	534,128	46.5%	0	0	646,058	56.2%	165,661	14.4%	0	0.0%	480,397	41.8%
Randall Lions Club	Randall	435,554	371,190	64,364	47,897	74.4%	0	0	14,465	22.5%	5,913	9.2%	0	0.0%	8,552	13.3%
Randolph Fire Department Relief Assoc	Randolph	815,331	642,063	173,268	87,358	50.4%	0	0	82,764	47.8%	52,700	30.4%	0	0.0%	30,064	17.4%
Ranier Recreation Club	Ranier	131,543	110,756	20,787	18,439	88.7%	0	0	6,195	29.8%	3,300	15.9%	0	0.0%	2,895	13.9%
REACH	Cloquet	39,359	32,800	6,559	2,583	39.4%	0	0	4,338	66.1%	2,500	38.1%	0	0.0%	1,838	28.0%
Reading Community Center	Reading	77,909	63,860	14,049	7,294	51.9%	0	0	3,779	26.9%	1,913	13.6%	0	0.0%	1,866	13.3%
Red Lake Falls Blue Line Club	Red Lake Falls	369,494	300,571	68,923	27,229	39.5%	0	-1,147	31,704	46.0%	23,530	34.1%	0	0.0%	8,174	11.9%
Red Men Club	Red Wing	528,127	443,204	84,923	53,995	63.6%	0	0	34,694	40.9%	18,753	22.1%	5,432	6.4%	10,509	12.4%
Red Wing Wildlife League	Red Wing	214,587	171,951	42,636	28,033	65.7%	0	0	17,583	41.2%	12,950	30.4%	0	0.0%	4,633	10.9%
Redwood Area Hockey Assoc	Redwood Falls	377,902	305,736	72,166	28,347	39.3%	0	56	49,190	68.2%	40,407	56.0%	0	0.0%	8,783	12.2%
Remer Fire Relief Assoc	Remer	536,764	456,827	79,937	48,942	61.2%	0	0	33,485	41.9%	21,500	26.9%	0	0.0%	11,985	15.0%
Renville Lions Club	Renville	250,364	185,847	64,517	30,758	47.7%	-244	1,300	31,269	48.5%	24,931	38.6%	0	0.0%	6,338	9.8%
Reservoir Riders	Duluth	160,135	126,243	33,892	37,968	112.0%	-22,675	26,508	3,447	10.2%	1,207	3.6%	0	0.0%	2,240	6.6%
Rice Area Sportsman Club	Rice	872,710	699,115	173,595	107,910	62.2%	0	0	51,649	29.8%	26,486	15.3%	0	0.0%	25,163	14.5%
Rice Lions Club	Rice	193,211	145,417	47,794	34,765	72.7%	0	0	17,377	36.4%	12,179	25.5%	0	0.0%	5,198	10.9%
Richmond Big Lake Aquatic Assoc	Richmond	31,210	24,678	6,532	10,019	153.4%	0	0	1,500	23.0%	517	7.9%	0	0.0%	983	15.0%
Richmond Firemens Relief Assoc	Richmond	299,465	246,270	53,195	30,655	57.6%	0	0	22,374	42.1%	15,960	30.0%	0	0.0%	6,414	12.1%
Richmond Lions Club	Richmond	571,172	467,466	103,706	57,966	55.9%	0	0	41,272	39.8%	29,123	28.1%	0	0.0%	12,149	11.7%
River Bend Nature Center	Faribault	836,368	667,590	168,779	89,342	52.9%	0	0	85,566	50.7%	64,832	38.4%	0	0.0%	20,734	12.3%
Riverview Lions Club	Minneapolis	1,179,111	929,412	249,699	205,333	82.2%	0	0	60,720	24.3%	5,020	2.0%	0	0.0%	55,700	22.3%
Rochester Juvenile Hockey Assoc	Rochester	1,658,587	1,264,675	393,912	318,877	81.0%	0	0	123,569	31.4%	48,803	12.4%	0	0.0%	74,766	19.0%
Rochester Minnesota Amateur Sports Commis	Rochester	819,775	658,545	161,230	110,844	68.7%	0	0	45,034	27.9%	23,300	14.5%	0	0.0%	21,734	13.5%
Rochester Senior Center Foundation	Rochester	1,492,514	991,918	500,596	294,858	58.9%	-23,854	0	232,123	46.4%	190,000	38.0%	0	0.0%	42,123	8.4%
Rock Creek Lions Club	Rock Creek	439,057	349,686	89,371	43,487	48.7%	0	0	45,807	51.3%	35,955	40.2%	0	0.0%	9,852	11.0%
Rockville Lions Club	Rockville	194,863	161,643	33,220	24,101	72.5%	0	0	8,405	25.3%	3,748	11.3%	0	0.0%	4,657	14.0%
Rocori Band Boosters Inc	Cold Spring	164,684	132,731	31,953	19,149	59.9%	0	0	11,762	36.8%	7,700	24.1%	0	0.0%	4,062	12.7%
Rocori Community Booster Club	Cold Spring	150,569	116,285	34,284	17,244	50.3%	0	0	15,090	44.0%	10,090	29.4%	0	0.0%	5,000	14.6%
Rogers Firemans Relief Assoc	Rogers	1,748,249	1,475,515	272,734	148,323	54.4%	0	0	119,707	43.9%	40,000	14.7%	0	0.0%	79,707	29.2%
Rogers Lions Club	Rogers	153,893	117,495	36,398	29,057	79.8%	0	0	11,915	32.7%	10,000	27.5%	0	0.0%	1,915	5.3%
Rollingstone Fire Fighters Relief Assoc	Rollingstone	824,004	668,157	155,847	80,490	51.6%	0	0	75,846	48.7%	51,774	33.2%	0	0.0%	24,072	15.4%
Rollingstone Jaycees	Rollingstone	114,019	91,761	22,258	16,356	73.5%	0	0	7,722	34.7%	5,081	22.8%	0	0.0%	2,641	11.9%
Roosevelt Arena Assoc	Roosevelt	159,265	124,597	34,668	23,243	67.0%	0	0	7,455	21.5%	1,560	4.5%	0	0.0%	5,895	17.0%
Rosemount Lions Club	Rosemount	511,965	413,734	98,231	49,455	50.3%	0	0	53,964	54.9%	34,071	34.7%	0	0.0%	19,893	20.3%
Roseville Area Youth Hockey Assoc	Little Canada	3,607,421	2,575,717	1,031,704	604,697	58.6%	0	0	403,043	39.1%	269,507	26.1%	0	0.0%	133,536	12.9%
Rothsay Fire Department Relief Assoc	Rothsay	342,924	273,590	69,334	34,378	49.6%	0	0	44,642	64.4%	38,591	55.7%	0	0.0%	6,051	8.7%
Royalton Firemens Relief Assoc	Royalton	1,086,202	880,699	205,503	103,955	50.6%	0	0	108,490	52.8%	66,946	32.6%	0	0.0%	41,544	20.2%
Rush City Jaycees	Rush City	1,553,396	1,316,423	236,973	155,681	65.7%	0	0	85,871	36.2%	17,717	7.5%	0	0.0%	68,154	28.8%

FY09 July 1, 2008 to June 30, 2009 Organization	City	Gross Receipts	Prizes	Net Receipts	ALLOWABLE EXPENSES			Cap. Assets Improvements	LAWFUL PURPOSE EXPENDITURES							
					Total	%	Reimb		TOTAL	%	Charitable	%	Other	%	Tax/Fees	%
Rush City Lions Club	Rush City	112,933	86,596	26,337	16,732	63.5%	0	0	9,305	35.3%	6,850	26.0%	0	0.0%	2,455	9.3%
Rush City Sno Bugs	Rush City	618,275	491,668	126,607	64,210	50.7%	0	4,676	44,731	35.3%	33,233	26.2%	0	0.0%	11,498	9.1%
Rush Lake Improvement Assoc	Rush City	898,979	742,151	156,828	105,544	67.3%	0	500	40,384	25.8%	14,940	9.5%	0	0.0%	25,444	16.2%
Rushford Peterson Booster Club	Rushford	270,080	214,601	55,476	19,237	34.7%	0	0	35,102	63.3%	28,329	51.1%	0	0.0%	6,773	12.2%
Sacred Heart Fire Mens Relief Assoc	Sacred Heart	300,180	246,941	53,239	33,836	63.6%	0	0	27,284	51.2%	20,550	38.6%	0	0.0%	6,734	12.6%
Sandstone Lions Club	Sandstone	296,884	245,204	51,681	31,966	61.9%	0	0	17,370	33.6%	12,437	24.1%	0	0.0%	4,933	9.5%
Santiago Lions Club Inc	Becker	260,256	193,083	67,173	17,520	26.1%	0	0	45,133	67.2%	36,482	54.3%	0	0.0%	8,651	12.9%
Sartell Youth Hockey	Sartell	719,401	530,781	188,620	92,508	49.0%	0	0	101,262	53.7%	81,545	43.2%	0	0.0%	19,717	10.5%
Sauk Centre Conservation Club	Sauk Centre	347,387	282,173	65,214	52,663	80.8%	0	0	29,666	45.5%	21,835	33.5%	0	0.0%	7,831	12.0%
Sauk Centre Fire Relief Assoc	Sauk Centre	548,347	451,716	96,631	56,374	58.3%	0	0	34,585	35.8%	24,000	24.8%	0	0.0%	10,585	11.0%
Sauk Centre Youth Hockey Assoc	Sauk Centre	762,031	624,826	137,205	62,828	45.8%	0	0	71,033	51.8%	52,000	37.9%	0	0.0%	19,033	13.9%
Sauk Rapids Baseball Assoc	Sauk Rapids	916,685	719,167	197,518	131,792	66.7%	0	0	78,568	39.8%	47,648	24.1%	0	0.0%	30,920	15.7%
Sauk Rapids Sportsman Club	Sauk Rapids	852,018	651,351	200,667	108,743	54.2%	0	0	71,171	35.5%	47,737	23.8%	0	0.0%	23,434	11.7%
Scandia Marine Lions Club	Scandia	117,100	82,608	34,492	14,271	41.4%	0	0	16,740	48.5%	13,796	40.0%	0	0.0%	2,944	8.5%
Searles Baseball Assoc	New Ulm	225,584	169,130	56,454	31,055	55.0%	0	0	14,997	26.6%	9,846	17.4%	0	0.0%	5,151	9.1%
Servicemens Club Inc	Sleepy Eye	165,777	128,841	36,936	19,263	52.2%	0	0	15,869	43.0%	8,813	23.9%	2,102	5.7%	4,954	13.4%
Sexual Assault Program of North St Louis Co	Virginia	720,007	634,721	85,286	44,687	52.4%	0	0	37,378	43.8%	20,630	24.2%	0	0.0%	16,748	19.6%
Shafer Firemens Vol Benefit Assoc	Shafer	1,385,635	1,203,358	182,277	98,283	53.9%	0	0	80,548	44.2%	18,393	10.1%	0	0.0%	62,155	34.1%
Shako Valley Amateur Hockey Assoc	Shakopee	439,781	365,883	73,898	58,119	78.6%	-8,781	0	12,439	16.8%	5,000	6.8%	0	0.0%	7,439	10.1%
Shakopee Downtown Partnership	Shakopee	509,417	407,798	101,619	82,016	80.7%	-289	0	23,105	22.7%	12,958	12.8%	0	0.0%	10,147	10.0%
Shakopee Lions Club	Shakopee	427,478	349,964	77,514	44,951	58.0%	0	0	26,343	34.0%	19,435	25.1%	0	0.0%	6,908	8.9%
Shakopee Rotary Club	Shakopee	798,221	655,545	142,676	85,410	59.9%	-4,589	0	60,286	42.3%	41,778	29.3%	0	0.0%	18,508	13.0%
Shaokatan Sportsmen Club	Lake Benton	590,519	459,312	131,207	86,234	65.7%	0	0	52,923	40.3%	37,357	28.5%	0	0.0%	15,566	11.9%
Shevlin Firemens Relief Assoc	Shevlin	489,157	391,188	97,969	57,757	59.0%	0	0	26,226	26.8%	13,975	14.3%	0	0.0%	12,251	12.5%
Shrine Club Color Guard	Detroit Lakes	861,882	699,687	162,195	106,838	65.9%	0	0	52,669	32.5%	26,000	16.0%	0	0.0%	26,669	16.4%
Sibley Hockey Booster Club	Mendota Heights	2,423,370	2,000,649	422,720	193,436	45.8%	0	0	224,190	53.0%	94,506	22.4%	0	0.0%	129,684	30.7%
Silver Lake Lions Club	Silver Lake	475,216	382,182	93,035	50,068	53.8%	0	0	37,823	40.7%	29,596	31.8%	0	0.0%	8,227	8.8%
Ski Gull	Nisswa	205,650	158,071	47,579	38,125	80.1%	0	0	10,705	22.5%	7,000	14.7%	0	0.0%	3,705	7.8%
Slayton Volunteer Fire Department Relief Assoc	Slayton	198,622	161,616	37,006	23,817	64.4%	0	0	15,864	42.9%	12,145	32.8%	0	0.0%	3,719	10.0%
Sleepy Eye Arena Assoc	Sleepy Eye	216,733	174,200	42,533	22,344	52.5%	0	0	29,209	68.7%	23,002	54.1%	0	0.0%	6,207	14.6%
Sleepy Eye Hockey Assoc	Sleepy Eye	620,131	488,508	131,623	68,496	52.0%	0	30,000	28,614	21.7%	13,072	9.9%	0	0.0%	15,542	11.8%
Sobieski Lions Club	Swanville	505,438	419,009	86,429	46,613	53.9%	0	0	39,371	45.6%	29,226	33.8%	0	0.0%	10,145	11.7%
South Haven Firemens Relief Assoc	South Haven	811,751	666,029	145,722	84,435	57.9%	0	0	61,877	42.5%	40,000	27.4%	0	0.0%	21,877	15.0%
South Robert Street Business Assoc	West St. Paul	2,196,135	1,824,477	371,658	213,801	57.5%	0	0	169,351	45.6%	47,168	12.7%	0	0.0%	122,183	32.9%
South St. Paul Lions Club	South St. Paul	1,030,011	825,485	204,526	106,313	52.0%	0	0	102,136	49.9%	65,305	31.9%	0	0.0%	36,831	18.0%
South St. Paul Youth Hockey Assoc	South St. Paul	1,042,989	860,210	182,778	106,642	58.3%	0	0	72,876	39.9%	35,549	19.4%	0	0.0%	37,327	20.4%
Southwest Hockey Assoc	Minneapolis	2,758,031	2,204,161	553,870	372,629	67.3%	0	0	184,176	33.3%	35,000	6.3%	0	0.0%	149,176	26.9%
Spring Grove Commercial Club	Spring Grove	347,470	280,810	66,660	21,076	31.6%	0	0	53,608	80.4%	45,550	68.3%	0	0.0%	8,058	12.1%
Spring Hill Recreation Club	Belgrade	160,862	133,470	27,392	15,772	57.6%	0	0	14,099	51.5%	10,457	38.2%	0	0.0%	3,642	13.3%
Spring Lake Park District 16 Youth Hockey	Blaine	2,269,465	1,817,755	451,710	220,843	48.9%	0	0	240,230	53.2%	116,392	25.8%	0	0.0%	123,838	27.4%

FY09 July 1, 2008 to June 30, 2009 Organization	City	Gross Receipts	Prizes	Net Receipts	ALLOWABLE EXPENSES			Cap. Assets Improvements	LAWFUL PURPOSE EXPENDITURES							
					Total	%	Reimb		TOTAL	%	Charitable	%	Other	%	Tax/Fees	%
Spring Lake Park Lions Club	Spring Lake Park	8,458,000	7,029,706	1,428,294	1,002,730	70.2%	0	0	472,387	33.1%	85,474	6.0%	0	0.0%	386,913	27.1%
Spring Valley Area Ambulance Assoc	Spring Valley	309,763	250,075	59,688	36,567	61.3%	0	0	20,131	33.7%	13,367	22.4%	0	0.0%	6,763	11.3%
St Cloud Noon Optimist Club Inc	Sartell	366,488	287,742	78,746	51,491	65.4%	0	0	27,427	34.8%	19,666	25.0%	0	0.0%	7,760	9.9%
St Hilaire Community Club	St. Hilaire	312,377	252,341	60,036	30,974	51.6%	0	0	28,110	46.8%	21,476	35.8%	0	0.0%	6,634	11.0%
St Katherine Ukrainian Orthodox Church	Arden Hills	3,437,802	2,532,922	904,880	604,369	66.8%	0	0	245,615	27.1%	167,900	18.6%	0	0.0%	77,715	8.6%
St. Clair Fire Relief Assoc	St. Clair	216,123	179,792	36,331	21,015	57.8%	0	0	23,107	63.6%	19,180	52.8%	0	0.0%	3,927	10.8%
St. Cloud All-City High School Band	St. Cloud	549,883	423,388	126,495	61,730	48.8%	0	0	62,180	49.2%	50,444	39.9%	0	0.0%	11,736	9.3%
St. Cloud Area Golden Gloves Boxing	St. Cloud	715,207	572,929	142,278	91,534	64.3%	0	0	49,438	34.7%	32,208	22.6%	0	0.0%	17,230	12.1%
St. Cloud Lions Club	St. Cloud	1,521,381	1,220,361	301,020	160,805	53.4%	0	0	152,228	50.6%	77,016	25.6%	0	0.0%	75,212	25.0%
St. Francis Lions Club	St. Francis	2,471,390	2,112,683	358,707	229,866	64.1%	0	0	143,621	40.0%	10,093	2.8%	0	0.0%	133,528	37.2%
St. Francis Youth Hockey Assoc	St. Francis	3,022,761	2,442,200	580,561	299,568	51.6%	0	0	263,029	45.3%	89,932	15.5%	0	0.0%	173,097	29.8%
St. James Lions Club	St. James	60,704	44,709	15,995	10,086	63.1%	0	0	7,213	45.1%	5,450	34.1%	0	0.0%	1,763	11.0%
St. Joseph Jaycees	St. Joseph	450,820	375,966	74,854	39,237	52.4%	0	0	43,926	58.7%	35,389	47.3%	0	0.0%	8,537	11.4%
St. Joseph Lions Club	St. Joseph	189,576	143,623	45,953	26,609	57.9%	0	0	15,174	33.0%	10,695	23.3%	0	0.0%	4,479	9.7%
St. Louis Park Hockey Boosters Assoc	Edina	2,806,774	2,354,897	451,877	173,042	38.3%	0	0	279,367	61.8%	121,731	26.9%	0	0.0%	157,636	34.9%
St. Martin Commercial Club	St. Martin	231,779	185,401	46,378	17,647	38.0%	0	0	21,882	47.2%	14,484	31.2%	0	0.0%	7,398	16.0%
St. Mathias Parks & Recreation	Fort Ripley	283,917	223,147	60,770	36,506	60.1%	0	0	23,271	38.3%	18,000	29.6%	0	0.0%	5,271	8.7%
St. Paul Fire Fighters Local 21 Benefit Assoc	St. Paul	2,132,432	1,732,174	400,258	252,082	63.0%	0	0	143,946	36.0%	18,353	4.6%	0	0.0%	125,593	31.4%
St. Paul Midway Lions Club Foundation Inc	St. Paul	1,612,439	1,255,442	356,997	243,459	68.2%	-30,000	0	147,630	41.4%	63,308	17.7%	0	0.0%	84,322	23.6%
St. Paul Park Newport Lions Club	Newport	2,996,945	2,479,820	517,125	258,363	50.0%	0	0	250,937	48.5%	82,957	16.0%	0	0.0%	167,980	32.5%
St. Peter Red Men Club	St. Peter	1,732,320	1,424,343	307,977	175,500	57.0%	0	0	137,724	44.7%	40,053	13.0%	13,578	4.4%	84,093	27.3%
St. Rosa Jaycees	Freeport	866,691	705,463	161,228	60,577	37.6%	0	0	76,997	47.8%	47,445	29.4%	0	0.0%	29,552	18.3%
St. Stephen Firefighters Relief Assoc	St. Stephen	301,824	234,731	67,093	37,875	56.5%	0	0	26,441	39.4%	19,000	28.3%	0	0.0%	7,441	11.1%
St. Wendel Athletic Assoc	Avon	84,340	66,690	17,650	12,129	68.7%	0	0	8,722	49.4%	6,421	36.4%	0	0.0%	2,301	13.0%
Stacy Lent Fire Relief Assoc	Stacy	1,055,384	874,568	180,816	99,239	54.9%	0	0	86,375	47.8%	51,734	28.6%	0	0.0%	34,641	19.2%
Stacy Lions Club	Stacy	644,311	525,491	118,820	62,978	53.0%	0	0	53,581	45.1%	37,883	31.9%	0	0.0%	15,698	13.2%
Staples Lions Club	Staples	773,956	659,439	114,517	58,090	50.7%	0	0	58,519	51.1%	38,627	33.7%	0	0.0%	19,892	17.4%
Starbuck Jaycees	Starbuck	686,374	581,619	104,755	57,229	54.6%	0	0	22,032	21.0%	4,749	4.5%	0	0.0%	17,283	16.5%
Steele County Snowmobile Trail Assoc	Blooming Prairie	1,172,050	1,004,538	167,512	84,120	50.2%	0	6,799	50,204	30.0%	3,000	1.8%	0	0.0%	47,204	28.2%
Stephen Argyle Booster Club	Argyle	551,107	465,728	85,379	39,892	46.7%	0	0	46,408	54.4%	35,090	41.1%	0	0.0%	11,318	13.3%
Stewart Lions Club	Stewart	793,804	677,840	115,964	68,215	58.8%	0	0	48,291	41.6%	29,401	25.4%	0	0.0%	18,890	16.3%
Stewartville Fire Relief Assoc	Stewartville	666,296	547,681	118,615	58,449	49.3%	0	0	58,414	49.2%	43,000	36.3%	0	0.0%	15,414	13.0%
Stockton Area Promotional Group	Stockton	690,228	533,924	156,304	83,365	53.3%	0	0	82,907	53.0%	67,115	42.9%	0	0.0%	15,792	10.1%
Sturgeon Lake Lions Club	Sturgeon Lake	685,302	575,420	109,881	52,352	47.6%	0	0	50,507	46.0%	34,547	31.4%	0	0.0%	15,960	14.5%
Swanville Lions Club	Swanville	546,259	426,635	119,624	53,599	44.8%	0	0	64,279	53.7%	52,869	44.2%	0	0.0%	11,410	9.5%
Tamarack Sno Flyers Inc	Tamarack	1,236,633	1,021,053	215,580	117,035	54.3%	0	0	112,474	52.2%	66,739	31.0%	0	0.0%	45,735	21.2%
Tapemark Charity Pro-Am Golf Tournament	West St. Paul	4,409,511	3,317,246	1,092,265	719,052	65.8%	0	0	393,447	36.0%	247,963	22.7%	0	0.0%	145,484	13.3%
Tartan Area Youth Hockey Assoc	Oakdale	2,791,634	2,235,916	555,718	295,887	53.2%	0	0	295,249	53.1%	135,000	24.3%	0	0.0%	160,249	28.8%
The Crossing Arts Alliance	Brainerd	367,818	283,608	84,210	40,040	47.5%	0	0	43,560	51.7%	36,000	42.8%	0	0.0%	7,560	9.0%
The Oakdale Athletic Assoc	Oakdale	702,951	565,771	137,180	87,943	64.1%	-4,421	0	27,914	20.3%	9,728	7.1%	0	0.0%	18,186	13.3%

FY09 July 1, 2008 to June 30, 2009 Organization	City	Gross Receipts	Prizes	Net Receipts	ALLOWABLE EXPENSES			Cap. Assets Improvements	LAWFUL PURPOSE EXPENDITURES							
					Total	%	Reimb		TOTAL	%	Charitable	%	Other	%	Tax/Fees	%
The Twin Cities Wrestling Club Inc	Minneapolis	1,206,016	948,304	257,712	144,296	56.0%	0	0	120,164	46.6%	70,227	27.3%	0	0.0%	49,937	19.4%
Thief River Falls Amateur Hockey Assoc	Thief River Falls	1,757,793	1,435,493	322,301	144,259	44.8%	0	0	187,741	58.3%	103,376	32.1%	0	0.0%	84,365	26.2%
Todd Area Trail Assoc	Browerville	943,095	788,867	154,228	93,054	60.3%	0	14,483	53,404	34.6%	21,315	13.8%	0	0.0%	32,089	20.8%
Torah Academy of Minneapolis	St. Louis Park	278,207	99,750	178,457	68,405	38.3%	-38,203	0	26,130	14.6%	10,000	5.6%	0	0.0%	16,130	9.0%
Tower Firemens Relief Assoc	Tower	457,667	381,768	75,899	49,876	65.7%	0	0	31,368	41.3%	22,693	29.9%	0	0.0%	8,675	11.4%
Tri Lake Sportsmens Club	Lonsdale	777,122	635,866	141,257	84,362	59.7%	0	0	56,507	40.0%	35,015	24.8%	0	0.0%	21,492	15.2%
Truman Baseball Softball Assoc Inc	Truman	362,908	298,622	64,286	27,719	43.1%	0	0	22,454	34.9%	15,362	23.9%	0	0.0%	7,092	11.0%
Turn In Poachers Chapt Ottertail	Detroit Lakes	2,722,609	2,209,848	512,761	321,531	62.7%	0	0	184,269	35.9%	55,763	10.9%	0	0.0%	128,506	25.1%
Two Harbors Youth Hockey Assoc	Two Harbors	406,991	343,988	63,003	46,170	73.3%	-459	0	16,655	26.4%	8,396	13.3%	0	0.0%	8,259	13.1%
Ulen Fire Dept Relief Assoc	Ulen	134,475	116,642	17,833	13,687	76.7%	-1,509	0	6,535	36.6%	3,750	21.0%	0	0.0%	2,785	15.6%
Underwood Lions Club	Underwood	452,651	374,479	78,171	48,308	61.8%	0	0	26,617	34.0%	17,557	22.5%	0	0.0%	9,060	11.6%
Union Center Inc	Albert Lea	683,335	557,899	125,436	67,198	53.6%	0	0	75,962	60.6%	41,961	33.5%	14,708	11.7%	19,294	15.4%
United Arts of Central Minnesota	St. Cloud	1,157,316	843,004	314,312	244,158	77.7%	0	0	76,129	24.2%	50,000	15.9%	0	0.0%	26,129	8.3%
Upper Red Lake Area Assoc	Waskish	562,225	459,219	103,006	57,621	55.9%	0	0	48,046	46.6%	36,681	35.6%	0	0.0%	11,365	11.0%
Upsala Lions Club	Upsala	528,614	440,937	87,677	38,462	43.9%	0	0	47,285	53.9%	35,969	41.0%	0	0.0%	11,316	12.9%
Urbank Lions Club	Clitherall	191,994	154,168	37,826	22,764	60.2%	0	0	17,281	45.7%	13,724	36.3%	0	0.0%	3,557	9.4%
Vadnais Heights Firefighters Relief Assoc	Vadnais Heights	2,909,208	2,494,599	414,609	241,533	58.3%	0	0	176,167	42.5%	3,666	0.9%	0	0.0%	172,501	41.6%
Vadnais Heights Lions Club	Vadnais Heights	1,300,693	1,073,427	227,266	164,270	72.3%	0	0	61,919	27.2%	11,986	5.3%	0	0.0%	49,933	22.0%
Valley Crest Riders Snowmobile Club	Rushford	207,500	155,663	51,837	28,823	55.6%	0	14,400	8,073	15.6%	2,500	4.8%	0	0.0%	5,573	10.8%
Valley Golf Assoc	East Grand Forks	579,329	487,343	91,986	72,972	79.3%	0	0	18,005	19.6%	6,250	6.8%	0	0.0%	11,755	12.8%
Verndale Lions Club	Verndale	358,984	303,059	55,925	25,146	45.0%	0	0	30,699	54.9%	23,005	41.1%	0	0.0%	7,694	13.8%
Vernon Center Fire Relief Assoc	Vernon Center	85,495	63,849	21,646	9,690	44.8%	0	0	11,259	52.0%	9,050	41.8%	0	0.0%	2,209	10.2%
Veseli Jaycees	Veseli	425,059	351,695	73,364	41,056	56.0%	0	0	29,277	39.9%	20,718	28.2%	0	0.0%	8,559	11.7%
Veterans Club	Onamia	643,633	512,088	131,545	71,137	54.1%	0	0	61,870	47.0%	31,063	23.6%	15,783	12.0%	15,025	11.4%
VFW Post 10796	Ham Lake	883,545	712,837	170,708	123,319	72.2%	0	0	69,080	40.5%	3,125	1.8%	40,713	23.8%	25,242	14.8%
VFW Post 1112	Little Falls	688,560	539,430	149,130	83,911	56.3%	0	0	52,540	35.2%	2,170	1.5%	32,560	21.8%	17,810	11.9%
VFW Post 1210	Hastings	306,198	250,192	56,006	45,153	80.6%	0	0	11,883	21.2%	90	0.2%	5,155	9.2%	6,638	11.9%
VFW Post 1215	Rochester	1,601,708	1,296,151	305,557	194,569	63.7%	0	4,000	118,325	38.7%	31,051	10.2%	11,698	3.8%	75,577	24.7%
VFW Post 1216	Austin	805,437	660,029	145,408	98,445	67.7%	0	1,721	56,012	38.5%	22,035	15.2%	12,781	8.8%	21,196	14.6%
VFW Post 1223	Dilworth	1,173,779	965,321	208,458	125,300	60.1%	0	0	79,942	38.3%	9,625	4.6%	42,498	20.4%	27,819	13.3%
VFW Post 1223 Aux	Dilworth	899,992	744,888	155,104	93,588	60.3%	0	0	46,986	30.3%	29,636	19.1%	0	0.0%	17,350	11.2%
VFW Post 1287	Winona	1,144,201	954,303	189,898	109,544	57.7%	0	36,364	78,431	41.3%	9,333	4.9%	17,434	9.2%	51,664	27.2%
VFW Post 1296	Bloomington	1,233,770	987,960	245,810	131,067	53.3%	0	0	111,133	45.2%	12,682	5.2%	47,415	19.3%	51,035	20.8%
VFW Post 1350	North St. Paul	1,243,581	976,295	267,287	167,084	62.5%	0	0	121,213	45.3%	23,827	8.9%	62,786	23.5%	34,600	12.9%
VFW Post 1403	Benson	977,338	834,793	142,545	87,420	61.3%	0	0	70,280	49.3%	21,696	15.2%	16,317	11.4%	32,267	22.6%
VFW Post 141	Kenyon	95,426	71,222	24,204	14,919	61.6%	0	0	8,419	34.8%	3,153	13.0%	2,574	10.6%	2,692	11.1%
VFW Post 1639	Willmar	892,094	735,252	156,842	88,156	56.2%	0	0	75,812	48.3%	16,623	10.6%	29,922	19.1%	29,267	18.7%
VFW Post 1642	Waseca	945,837	750,319	195,518	140,129	71.7%	0	0	61,619	31.5%	17,080	8.7%	20,703	10.6%	23,836	12.2%
VFW Post 1647	Brainerd	322,111	260,413	61,698	34,538	56.0%	0	500	34,572	56.0%	12,886	20.9%	13,955	22.6%	7,731	12.5%
VFW Post 1656	Madison	119,921	97,843	22,078	15,119	68.5%	-2,457	0	8,873	40.2%	3,620	16.4%	3,117	14.1%	2,136	9.7%

FY09 July 1, 2008 to June 30, 2009 Organization	City	Gross Receipts	Prizes	Net Receipts	ALLOWABLE EXPENSES			Cap. Assets Improvements	LAWFUL PURPOSE EXPENDITURES							
					Total	%	Reimb		TOTAL	%	Charitable	%	Other	%	Tax/Fees	%
VFW Post 1676	Detroit Lakes	1,112,550	955,089	157,461	108,878	69.1%	0	0	55,072	35.0%	5,308	3.4%	19,593	12.4%	30,171	19.2%
VFW Post 1720	Grand Rapids	355,648	290,597	65,051	36,205	55.7%	0	0	24,779	38.1%	1,986	3.1%	14,193	21.8%	8,600	13.2%
VFW Post 1757	Cook	297,098	235,092	62,006	33,101	53.4%	0	0	32,697	52.7%	15,603	25.2%	10,137	16.3%	6,957	11.2%
VFW Post 1778	Wells	282,434	221,711	60,723	29,659	48.8%	0	2,152	22,318	36.8%	3,869	6.4%	12,512	20.6%	5,937	9.8%
VFW Post 1782	White Bear Lake	1,673,446	1,338,521	334,925	217,262	64.9%	0	0	138,833	41.5%	15,598	4.7%	34,567	10.3%	88,669	26.5%
VFW Post 1783	Young America	658,679	565,806	92,873	45,772	49.3%	0	0	45,518	49.0%	30,134	32.4%	0	0.0%	15,384	16.6%
VFW Post 1791	Chaska	944,132	791,528	152,604	99,725	65.3%	-25	0	57,152	37.5%	11,340	7.4%	16,487	10.8%	29,325	19.2%
VFW Post 1816	Garrison	870,551	717,291	153,260	96,578	63.0%	0	0	74,835	48.8%	18,392	12.0%	36,573	23.9%	19,870	13.0%
VFW Post 1825	Belgrade	173,512	136,812	36,700	25,163	68.6%	0	0	21,141	57.6%	2,451	6.7%	15,055	41.0%	3,635	9.9%
VFW Post 1902	Crookston	1,877,385	1,594,741	282,644	172,217	60.9%	0	0	128,726	45.5%	22,763	8.1%	20,424	7.2%	85,540	30.3%
VFW Post 1914	St. James	539,413	425,986	113,427	47,630	42.0%	0	0	63,507	56.0%	26,850	23.7%	23,991	21.2%	12,666	11.2%
VFW Post 210	Lakeville	317,127	243,058	74,069	33,340	45.0%	0	0	42,783	57.8%	3,040	4.1%	32,460	43.8%	7,283	9.8%
VFW Post 230	Columbia Heights	1,265,323	979,865	285,459	189,817	66.5%	0	0	112,614	39.4%	31,564	11.1%	24,855	8.7%	56,194	19.7%
VFW Post 246	Minneapolis	523,095	426,951	96,144	66,999	69.7%	0	0	31,834	33.1%	17,795	18.5%	500	0.5%	13,539	14.1%
VFW Post 2553	Redwood Falls	242,614	204,935	37,679	31,302	83.1%	0	0	13,516	35.9%	8,277	22.0%	0	0.0%	5,239	13.9%
VFW Post 2717	Ely	89,600	70,556	19,044	10,450	54.9%	0	0	10,747	56.4%	4,183	22.0%	3,421	18.0%	3,143	16.5%
VFW Post 2735	Isanti	1,119,633	923,317	196,317	112,815	57.5%	0	0	79,132	40.3%	4,935	2.5%	33,260	16.9%	40,937	20.9%
VFW Post 2793	Thief River Falls	1,424,960	1,186,558	238,402	148,128	62.1%	0	8,060	79,006	33.1%	19,525	8.2%	8,738	3.7%	50,743	21.3%
VFW Post 2818	Litchfield	375,429	279,699	95,730	42,546	44.4%	0	0	56,701	59.2%	14,935	15.6%	31,959	33.4%	9,808	10.2%
VFW Post 2948	International Falls	802,906	623,749	179,158	92,249	51.5%	0	0	77,424	43.2%	38,100	21.3%	17,004	9.5%	22,320	12.5%
VFW Post 295	South St. Paul	1,076,424	819,615	256,809	145,911	56.8%	0	0	139,319	54.2%	30,244	11.8%	71,838	28.0%	37,237	14.5%
VFW Post 2980	Ivanhoe	141,933	110,465	31,468	18,443	58.6%	0	0	11,834	37.6%	8,082	25.7%	0	0.0%	3,752	11.9%
VFW Post 323	Oak Park Heights	399,266	335,891	63,375	38,444	60.7%	0	0	29,779	47.0%	2,640	4.2%	20,077	31.7%	7,062	11.1%
VFW Post 3289	New York Mills	770,591	619,994	150,597	87,067	57.8%	0	8,975	62,141	41.3%	32,030	21.3%	13,423	8.9%	16,688	11.1%
VFW Post 363	Fridley	1,477,654	1,208,069	269,584	167,209	62.0%	0	0	61,205	22.7%	5,658	2.1%	11,573	4.3%	43,974	16.3%
VFW Post 3723	Owatonna	1,039,441	837,197	202,244	117,612	58.2%	0	0	94,741	46.8%	40,578	20.1%	18,219	9.0%	35,943	17.8%
VFW Post 380	Montevideo	1,007,780	865,858	141,922	77,965	54.9%	0	0	68,103	48.0%	17,647	12.4%	15,211	10.7%	35,245	24.8%
VFW Post 3817	East Grand Forks	2,628,764	2,218,169	410,596	229,475	55.9%	0	0	175,437	42.7%	34,414	8.4%	16,924	4.1%	124,099	30.2%
VFW Post 3828	Kennedy	199,390	170,579	28,811	19,330	67.1%	0	0	12,852	44.6%	5,125	17.8%	3,383	11.7%	4,344	15.1%
VFW Post 3839	Pequot Lakes	634,702	494,520	140,182	95,191	67.9%	0	0	54,247	38.7%	16,118	11.5%	23,599	16.8%	14,530	10.4%
VFW Post 3869	Northome	1,053,256	877,174	176,083	111,723	63.4%	0	0	70,575	40.1%	29,231	16.6%	1,711	1.0%	39,633	22.5%
VFW Post 3915	Brooklyn Park	2,117,933	1,800,658	317,275	151,478	47.7%	0	0	158,691	50.0%	5,116	1.6%	44,043	13.9%	109,532	34.5%
VFW Post 3922	Wadena	745,643	616,620	129,023	88,311	68.4%	0	0	28,554	22.1%	7,465	5.8%	1,307	1.0%	19,782	15.3%
VFW Post 3964	Ortonville	47,481	34,485	12,996	3,918	30.1%	0	0	8,855	68.1%	2,450	18.9%	5,179	39.9%	1,226	9.4%
VFW Post 4046	Shakopee	1,009,618	837,524	172,094	100,313	58.3%	0	0	66,732	38.8%	925	0.5%	31,849	18.5%	33,958	19.7%
VFW Post 4086	Wabasha	574,676	454,699	119,977	76,950	64.1%	0	0	47,870	39.9%	17,472	14.6%	16,117	13.4%	14,280	11.9%
VFW Post 4114	Spring Valley	159,364	130,017	29,347	18,068	61.6%	0	0	12,652	43.1%	3,232	11.0%	5,434	18.5%	3,986	13.6%
VFW Post 4210	Forest Lake	1,071,822	821,901	249,922	126,221	50.5%	0	3,000	123,829	49.5%	37,955	15.2%	49,173	19.7%	36,701	14.7%
VFW Post 425	Hopkins	2,895,565	2,426,063	469,503	227,572	48.5%	0	0	240,480	51.2%	23,895	5.1%	51,011	10.9%	165,574	35.3%
VFW Post 428	St. Cloud	608,201	467,685	140,517	87,056	62.0%	0	0	63,336	45.1%	13,992	10.0%	35,876	25.5%	13,468	9.6%

FY09 July 1, 2008 to June 30, 2009 Organization	City	Gross Receipts	Prizes	Net Receipts	ALLOWABLE EXPENSES			Cap. Assets Improvements	LAWFUL PURPOSE EXPENDITURES							
					Total	%	Reimb		TOTAL	%	Charitable	%	Other	%	Tax/Fees	%
VFW Post 4393	Northfield	683,381	540,861	142,521	68,563	48.1%	0	1,249	66,064	46.4%	39,291	27.6%	11,459	8.0%	15,313	10.7%
VFW Post 4452	Cannon Falls	151,663	118,081	33,582	21,699	64.6%	0	0	19,337	57.6%	8,433	25.1%	4,173	12.4%	6,731	20.0%
VFW Post 4582	Starbuck	706,426	563,276	143,150	86,033	60.1%	0	3,930	41,589	29.1%	10,503	7.3%	13,279	9.3%	17,807	12.4%
VFW Post 4743	Lakefield	71,445	54,150	17,295	10,153	58.7%	0	0	7,787	45.0%	2,255	13.0%	2,951	17.1%	2,581	14.9%
VFW Post 4847	St. Cloud	1,100,939	826,279	274,660	110,900	40.4%	0	0	135,029	49.2%	31,541	11.5%	59,117	21.5%	44,371	16.2%
VFW Post 4930	Warroad	316,190	262,766	53,424	40,618	76.0%	0	0	13,933	26.1%	7,561	14.2%	600	1.1%	5,772	10.8%
VFW Post 494	Crystal	3,221,241	2,648,374	572,867	238,618	41.7%	0	0	349,771	61.1%	85,855	15.0%	78,054	13.6%	185,863	32.4%
VFW Post 4955	Appleton	452,366	379,578	72,788	47,658	65.5%	0	0	37,845	52.0%	13,350	18.3%	14,642	20.1%	9,853	13.5%
VFW Post 5102	Glencoe	393,726	313,528	80,198	38,365	47.8%	0	0	27,769	34.6%	6,754	8.4%	11,037	13.8%	9,978	12.4%
VFW Post 5115	Ulen	457,621	400,785	56,836	33,385	58.7%	0	0	19,897	35.0%	1,843	3.2%	8,527	15.0%	9,527	16.8%
VFW Post 5247	Dawson	149,142	112,698	36,444	17,060	46.8%	0	0	19,219	52.7%	936	2.6%	14,168	38.9%	4,115	11.3%
VFW Post 5252	Pelican Rapids	1,615,737	1,393,805	221,932	120,784	54.4%	0	0	98,735	44.5%	9,958	4.5%	7,781	3.5%	80,996	36.5%
VFW Post 5252 Aux	Pelican Rapids	102,329	77,585	24,744	15,393	62.2%	-61	0	6,822	27.6%	4,616	18.7%	0	0.0%	2,206	8.9%
VFW Post 5460	Watkins	400,089	334,712	65,377	38,956	59.6%	0	0	25,518	39.0%	17,901	27.4%	0	0.0%	7,616	11.6%
VFW Post 5462	Waconia	233,031	186,834	46,197	25,899	56.1%	0	0	19,657	42.5%	6,031	13.1%	9,200	19.9%	4,426	9.6%
VFW Post 5518	Elk River	1,569,468	1,329,874	239,594	138,977	58.0%	0	0	130,531	54.5%	53,367	22.3%	0	0.0%	77,164	32.2%
VFW Post 5555	Richfield	1,368,273	1,060,937	307,336	138,558	45.1%	0	0	182,006	59.2%	12,487	4.1%	108,201	35.2%	61,318	20.0%
VFW Post 5727	Zumbrota	394,381	304,140	90,241	30,740	34.1%	0	19,380	43,626	48.3%	3,646	4.0%	27,924	30.9%	12,056	13.4%
VFW Post 6031	Arlington	27,484	20,380	7,104	4,526	63.7%	0	0	2,622	36.9%	1,891	26.6%	0	0.0%	731	10.3%
VFW Post 6206	Menahga	418,528	336,820	81,708	47,684	58.4%	0	0	35,241	43.1%	11,963	14.6%	14,174	17.3%	9,103	11.1%
VFW Post 6208	Prior Lake	353,215	265,940	87,275	44,074	50.5%	0	0	30,755	35.2%	4,023	4.6%	17,259	19.8%	9,473	10.9%
VFW Post 6316	Blaine	1,503,747	1,232,211	271,536	192,838	71.0%	0	0	115,227	42.4%	7,728	2.8%	38,477	14.2%	69,022	25.4%
VFW Post 6587	Spring Lake Park	1,275,394	1,075,334	200,059	118,045	59.0%	0	0	98,676	49.3%	14,636	7.3%	36,479	18.2%	47,561	23.8%
VFW Post 6690	Mendota	1,163,770	968,008	195,762	108,485	55.4%	0	0	81,955	41.9%	11,133	5.7%	13,248	6.8%	57,575	29.4%
VFW Post 6843 Aux	Princeton	329,524	263,144	66,380	40,306	60.7%	0	0	24,283	36.6%	18,580	28.0%	0	0.0%	5,703	8.6%
VFW Post 6992	Sauk Rapids	713,845	544,336	169,509	80,598	47.5%	0	0	80,952	47.8%	32,947	19.4%	30,471	18.0%	17,534	10.3%
VFW Post 7050	Melrose	196,755	156,499	40,257	21,863	54.3%	0	0	17,119	42.5%	6,721	16.7%	6,284	15.6%	4,114	10.2%
VFW Post 7051	Golden Valley	2,450,010	1,989,257	460,753	189,635	41.2%	0	0	227,193	49.3%	28,207	6.1%	63,838	13.9%	135,148	29.3%
VFW Post 723	Baudette	284,119	234,710	49,409	31,526	63.8%	0	0	17,405	35.2%	1,671	3.4%	9,224	18.7%	6,510	13.2%
VFW Post 7266	New Auburn	333,516	241,713	91,803	48,557	52.9%	0	0	31,036	33.8%	22,548	24.6%	0	0.0%	8,488	9.2%
VFW Post 7555	Roseville	1,067,645	872,494	195,151	125,594	64.4%	0	2,390	69,583	35.7%	6,585	3.4%	21,344	10.9%	41,654	21.3%
VFW Post 7557	Ada	187,080	146,375	40,705	17,945	44.1%	0	0	20,881	51.3%	1,127	2.8%	14,072	34.6%	5,682	14.0%
VFW Post 7662	Farmington	420,393	335,903	84,490	34,247	40.5%	0	0	42,514	50.3%	17,772	21.0%	15,473	18.3%	9,269	11.0%
VFW Post 7664	Maple Lake	466,694	367,127	99,567	45,436	45.6%	0	0	50,897	51.1%	15,007	15.1%	24,460	24.6%	11,430	11.5%
VFW Post 7902	Osakis	1,325,936	1,074,331	251,605	161,381	64.1%	0	0	99,623	39.6%	37,189	14.8%	19,439	7.7%	42,995	17.1%
VFW Post 8144	Hoyt Lakes	188,015	154,032	33,983	18,926	55.7%	0	0	12,924	38.0%	3,010	8.9%	5,407	15.9%	4,507	13.3%
VFW Post 8508	Akeley	526,340	434,472	91,867	57,253	62.3%	0	0	30,250	32.9%	6,508	7.1%	12,862	14.0%	10,880	11.8%
VFW Post 8510 Aux	Hibbing	1,491,162	1,244,711	246,451	147,320	59.8%	0	0	94,170	38.2%	24,846	10.1%	865	0.4%	68,459	27.8%
VFW Post 8663	Roseau	649,520	527,558	121,962	94,230	77.3%	0	0	36,407	29.9%	14,649	12.0%	7,787	6.4%	13,970	11.5%
VFW Post 8729	Lake City	607,431	499,387	108,044	59,880	55.4%	0	9,000	27,095	25.1%	411	0.4%	11,654	10.8%	15,030	13.9%

FY09 July 1, 2008 to June 30, 2009 Organization	City	Gross Receipts	Prizes	Net Receipts	ALLOWABLE EXPENSES			Cap. Assets Improvements	LAWFUL PURPOSE EXPENDITURES							
					Total	%	Reimb		TOTAL	%	Charitable	%	Other	%	Tax/Fees	%
VFW Post 8731	Monticello	1,472,160	1,207,253	264,907	147,782	55.8%	0	0	122,230	46.1%	17,434	6.6%	38,436	14.5%	66,360	25.1%
VFW Post 8752	Cottage Grove	809,215	691,134	118,081	63,462	53.7%	0	0	56,674	48.0%	7,480	6.3%	26,541	22.5%	22,653	19.2%
VFW Post 906	Hutchinson	859,972	671,962	188,010	122,650	65.2%	0	0	71,400	38.0%	6,577	3.5%	42,696	22.7%	22,127	11.8%
VFW Post 9073	Randall	359,900	301,997	57,903	39,362	68.0%	0	0	21,059	36.4%	5,375	9.3%	8,148	14.1%	7,536	13.0%
VFW Post 936	Alexandria	1,345,815	1,141,799	204,016	96,742	47.4%	0	0	85,002	41.7%	18,986	9.3%	12,535	6.1%	53,481	26.2%
VFW Post 9433	Rosemount	530,731	413,814	116,917	64,282	55.0%	0	0	37,374	32.0%	15,243	13.0%	10,732	9.2%	11,400	9.8%
VFW Post 9607	Butterfield	527,686	440,383	87,303	52,065	59.6%	0	0	26,005	29.8%	13,635	15.6%	0	0.0%	12,370	14.2%
VFW Post 9625	Coon Rapids	1,910,742	1,590,340	320,401	202,613	63.2%	0	0	120,735	37.7%	9,618	3.0%	22,357	7.0%	88,760	27.7%
VFW Post 9641	Littlefork	282,775	234,741	48,034	33,722	70.2%	0	0	18,821	39.2%	4,720	9.8%	5,843	12.2%	8,258	17.2%
VFW Post 9713	Mankato	762,978	645,415	117,564	80,911	68.8%	0	0	34,676	29.5%	5,128	4.4%	5,200	4.4%	24,348	20.7%
Vietnam Veterans of America Chapter 639	South St. Paul	386,610	310,544	76,066	46,317	60.9%	0	0	26,501	34.8%	18,487	24.3%	250	0.3%	7,764	10.2%
Villard Fire Dept Relief Assoc	Villard	318,895	260,163	58,732	47,881	81.5%	0	0	16,883	28.7%	9,269	15.8%	0	0.0%	7,614	13.0%
Voiture 1436 40/8	Roseau	445,794	371,050	74,744	47,955	64.2%	0	0	31,173	41.7%	21,004	28.1%	1,450	1.9%	8,719	11.7%
Voiture 327 40/8	Rochester	783,450	662,265	121,185	58,141	48.0%	-65	2,975	60,220	49.7%	30,733	25.4%	0	0.0%	29,488	24.3%
Voyageur Trail Society	Crane Lake	781,553	637,977	143,576	98,332	68.5%	-2,486	0	69,359	48.3%	47,500	33.1%	0	0.0%	21,859	15.2%
Wabasha Fire Relief	Wabasha	80,533	59,678	20,855	9,146	43.9%	0	0	8,634	41.4%	6,156	29.5%	0	0.0%	2,478	11.9%
Wabasso Lions Club	Wabasso	134,794	87,061	47,733	7,441	15.6%	0	0	36,193	75.8%	31,391	65.8%	0	0.0%	4,802	10.1%
Waconia Fire Dept Relief Assoc	Waconia	483,513	398,115	85,398	57,029	66.8%	0	0	21,216	24.8%	12,000	14.1%	0	0.0%	9,216	10.8%
Waldorf Firemen's Relief Assoc	Waldorf	176,506	138,518	37,988	24,775	65.2%	0	0	15,011	39.5%	11,250	29.6%	0	0.0%	3,761	9.9%
Wanamingo Firefighters Relief Assoc	Wanamingo	178,142	142,205	35,937	18,878	52.5%	0	0	21,637	60.2%	18,000	50.1%	0	0.0%	3,637	10.1%
Warren Pony Sports Booster Club	Warren	890,685	746,680	144,005	74,652	51.8%	0	0	70,014	48.6%	42,500	29.5%	0	0.0%	27,514	19.1%
Warrior Coaches Assoc Inc	Warroad	143,147	122,030	21,117	14,699	69.6%	0	0	5,154	24.4%	2,017	9.6%	0	0.0%	3,137	14.9%
Warroad Area Community Center	Warroad	415,040	346,434	68,606	38,570	56.2%	0	0	28,753	41.9%	20,943	30.5%	0	0.0%	7,810	11.4%
Waseca Hockey Assoc	Waseca	1,092,179	884,294	207,885	123,733	59.5%	0	0	87,075	41.9%	48,730	23.4%	0	0.0%	38,345	18.4%
Waseca Sleigh And Cutter Festival Assoc Inc	Waseca	202,605	162,880	39,726	24,019	60.5%	0	0	8,833	22.2%	6,000	15.1%	0	0.0%	2,833	7.1%
Waseca Wrestling Club	Waseca	416,687	337,942	78,745	44,051	55.9%	0	0	31,012	39.4%	21,350	27.1%	0	0.0%	9,662	12.3%
Washburn Amateur Hockey Assoc	Minneapolis	3,015,844	2,377,344	638,500	343,218	53.8%	0	0	303,430	47.5%	112,049	17.5%	0	0.0%	191,381	30.0%
Waterford Warriors Snowmobile Club	Northfield	578,671	479,939	98,732	61,122	61.9%	0	0	25,734	26.1%	14,660	14.8%	0	0.0%	11,074	11.2%
Watertown Lions Club	Watertown	316,332	256,603	59,729	30,145	50.5%	0	0	31,536	52.8%	24,801	41.5%	0	0.0%	6,735	11.3%
Waterville Lions Club	Waterville	555,612	430,959	124,654	75,318	60.4%	0	0	58,666	47.1%	45,367	36.4%	0	0.0%	13,299	10.7%
Watkins Lions Club	Watkins	296,318	244,752	51,564	32,678	63.4%	0	0	24,436	47.4%	20,116	39.0%	0	0.0%	4,320	8.4%
Waverly Lions Club	Waverly	417,158	346,491	70,667	39,896	56.5%	0	0	30,127	42.6%	19,120	27.1%	0	0.0%	11,007	15.6%
Wayzata Lions Club	Maple Grove	2,066,449	1,763,007	303,442	153,406	50.6%	0	0	127,061	41.9%	17,959	5.9%	0	0.0%	109,102	36.0%
Webster Sports & Recreation Assoc	Webster	31,742	25,297	6,445	6,213	96.4%	0	0	2,172	33.7%	910	14.1%	0	0.0%	1,262	19.6%
Wee Care Childrens Center	Bagley	646,695	531,709	114,986	62,883	54.7%	0	0	54,709	47.6%	39,602	34.4%	0	0.0%	15,107	13.1%
Welch Center	Duluth	375,842	303,369	72,473	54,445	75.1%	0	0	23,450	32.4%	13,000	17.9%	0	0.0%	10,450	14.4%
Wells Lions Club	Wells	180,724	138,156	42,568	29,283	68.8%	0	0	12,791	30.0%	8,811	20.7%	0	0.0%	3,980	9.3%
West Central Trailblazers Snowmobile Assoc	Morris	141,361	110,646	30,715	15,746	51.3%	0	23,200	-11,044	-36.0%	-13,940	-45.4%	0	0.0%	2,896	9.4%
West Concord Historical Society	West Concord	101,781	82,536	19,245	5,148	26.7%	0	0	22,203	115.4%	20,500	106.5%	0	0.0%	1,703	8.9%
West Douglas Co American Legion Post 188	Evansville	45,097	33,959	11,138	5,094	45.7%	0	0	5,912	53.1%	4,197	37.7%	0	0.0%	1,716	15.4%

FY09 July 1, 2008 to June 30, 2009 Organization	City	Gross Receipts	Prizes	Net Receipts	ALLOWABLE EXPENSES			Cap. Assets Improvements	LAWFUL PURPOSE EXPENDITURES							
					Total	%	Reimb		TOTAL	%	Charitable	%	Other	%	Tax/Fees	%
West Metro Fire Rescue District Firefighters R	Crystal	2,288,593	1,811,055	477,538	304,529	63.8%	0	0	173,710	36.4%	57,083	12.0%	0	0.0%	116,627	24.4%
West Side Booster Club	St. Paul	2,264,357	1,939,794	324,563	155,673	48.0%	0	0	175,960	54.2%	47,573	14.7%	0	0.0%	128,387	39.6%
West St. Paul Commercial Club	West St. Paul	2,399,861	1,877,213	522,648	307,352	58.8%	-250	0	218,150	41.7%	77,665	14.9%	0	0.0%	140,485	26.9%
Westbrook Area Volunteers	Westbrook	86,632	67,909	18,723	12,201	65.2%	0	0	10,984	58.7%	8,245	44.0%	0	0.0%	2,739	14.6%
Westbrook Fire Relief Assoc	Westbrook	153,379	118,649	34,730	18,436	53.1%	0	0	6,178	17.8%	2,000	5.8%	0	0.0%	4,178	12.0%
Wheaton Fire Dept Relief Assoc	Wheaton	200,400	159,453	40,947	20,930	51.1%	0	0	18,405	44.9%	13,660	33.4%	0	0.0%	4,745	11.6%
White Bear Avenue Business Assoc	North St. Paul	1,793,044	1,482,857	310,187	197,470	63.7%	0	0	129,674	41.8%	40,052	12.9%	0	0.0%	89,622	28.9%
White Bear Lake Area Hockey Assoc	White Bear Lake	2,164,554	1,768,378	396,176	190,071	48.0%	0	0	212,059	53.5%	87,300	22.0%	0	0.0%	124,759	31.5%
White Bear Lake Basketball Assoc	Lino Lakes	549,558	434,616	114,942	103,479	90.0%	0	0	17,347	15.1%	5,576	4.9%	0	0.0%	11,771	10.2%
White Bear Lake Lions Club	White Bear Lake	2,965,841	2,497,469	468,372	255,869	54.6%	0	0	214,981	45.9%	38,270	8.2%	0	0.0%	176,711	37.7%
Whitewater Trailblazers Snowmobile Club	St. Charles	305,763	239,098	66,665	40,524	60.8%	0	0	14,524	21.8%	9,190	13.8%	0	0.0%	5,334	8.0%
Wildlife Habitat Conservation Society of McLeod	Hutchinson	757,647	645,435	112,212	67,694	60.3%	0	0	43,033	38.4%	23,415	20.9%	0	0.0%	19,618	17.5%
Williams Firemens Relief Assoc	Williams	120,521	92,523	27,998	13,330	47.6%	0	0	13,150	47.0%	9,898	35.4%	0	0.0%	3,252	11.6%
Willow River Commercial Club	Willow River	443,507	377,193	66,314	38,349	57.8%	0	0	36,049	54.4%	27,429	41.4%	0	0.0%	8,620	13.0%
Wilmont Lions Club	Wilmont	124,203	97,765	26,438	13,281	50.2%	0	0	12,132	45.9%	9,842	37.2%	0	0.0%	2,290	8.7%
Winsted Firemen Relief Assoc	Winsted	1,078,612	908,945	169,667	93,089	54.9%	0	0	75,570	44.5%	38,842	22.9%	0	0.0%	36,728	21.6%
Winthrop Honor Guard	Winthrop	473,723	375,266	98,456	51,103	51.9%	0	18,239	28,858	29.3%	4,392	4.5%	14,645	14.9%	9,821	10.0%
Wolf Lake Lions Club	Wolf Lake	458,484	368,780	89,704	58,861	65.6%	0	0	35,821	39.9%	26,565	29.6%	0	0.0%	9,256	10.3%
Wolf Lake Wolf Pack Baseball Inc	Wolf Lake	945,439	785,671	159,768	95,892	60.0%	0	0	69,038	43.2%	37,259	23.3%	0	0.0%	31,779	19.9%
Womens Aux to the MOC 99	Isanti	8,554	6,880	1,674	2,431	145.2%	0	0	1,116	66.7%	336	20.1%	0	0.0%	780	46.6%
Wood City Riders Snowmobile Club	Cloquet	517,460	430,736	86,724	46,445	53.6%	0	0	25,504	29.4%	16,043	18.5%	0	0.0%	9,461	10.9%
Woodbury Athletic Assoc	Woodbury	1,462,619	1,197,629	264,990	178,092	67.2%	0	0	84,311	31.8%	20,000	7.5%	0	0.0%	64,311	24.3%
Worthington Hockey Assoc	Worthington	233,813	161,814	71,999	39,427	54.8%	0	10,026	30,687	42.6%	24,243	33.7%	0	0.0%	6,444	9.0%
Worthington Optimist Club	Worthington	445,158	360,934	84,224	49,003	58.2%	0	0	42,538	50.5%	31,594	37.5%	0	0.0%	10,944	13.0%
Zimmerman Fire Department Relief Assoc	Zimmerman	1,411,891	1,154,452	257,439	165,378	64.2%	0	0	77,283	30.0%	17,750	6.9%	0	0.0%	59,533	23.1%
Zumbro Falls Fire Dept Relief Assoc	Zumbro Falls	314,873	246,264	68,609	44,396	64.7%	0	0	9,086	13.2%	2,850	4.2%	0	0.0%	6,236	9.1%
Zumbrota Vol Fire Dept Relief Assoc	Zumbrota	296,886	231,900	64,986	39,866	61.3%	0	0	27,896	42.9%	22,108	34.0%	0	0.0%	5,788	8.9%