

Minnesota Hunting and Trapping Regulations Handbook 2009



mndnr.gov
1-888-MINNDNR
(646-6367)

Significant changes have been made to the 3A deer season for 2009, including lengthening the season to 9 days. See page 75 for details.

Turn in Poachers: 1-800-652-9093 AT&T, Midwest Wireless, Unicel, and Verizon customers can type #TIP (847) to report violations.

Important! This is a *summary* of Minnesota's hunting and trapping regulations. For complete regulations, consult the state statutes and rules. These regulations are valid from July 1, 2009 to June 30, 2010.

Complete waterfowl regulations can be found in the 2009 Waterfowl Supplement, available online in mid-August and wherever licenses are sold.

WELCOME

Welcome to the 2009 Minnesota hunting seasons. New regulations for this year are listed below. Have a safe and enjoyable hunt.

NEW REGULATIONS FOR 2009

What's New

Deer

- **3A Deer Season** - Significant changes have been made to the 3A deer season for 2009 only, including lengthening the season to 9 days. See page 75 for details.
- **Muzzleloader either-sex lottery permits** - All adult firearm **and muzzleloader** hunters must apply in lottery areas. If successful, the permit will only be valid for the season for which the person applied. See page 70 for details.
- **Youth only antlerless areas** - In these deer areas, all adult (archery, firearm, or muzzleloader) and disabled hunters are restricted to bucks only. A limited number of youth-only antlerless permits are available by lottery. See page 70.
- **Baiting** - The definition of baiting has been changed and a provision that allowed bird feeders containing grains or nuts at least 6 feet above the ground has been eliminated for the purposes of taking deer. See page 71-72 for details.
- **Deer Registration** - antlers must remain attached to the deer until registered.

On the Cover: *Old Bull Moose*, oil on canvas by Francis Lee Jaques (1887-1969)

©2009, State of Minnesota, Department of Natural Resources.

Antler (pages 84-85): Conservation Commission of the State of Missouri. Used with permission.

This information is available in an alternative format upon request.

The sale of advertising pays for a portion of this publication. The State of Minnesota and the Minnesota Department of Natural Resources neither endorse products or services listed nor accept any liability arising from the use of products or services listed.

- **Military license** - Residents discharged from active military service may receive a free deer hunting license that is valid for either-sex deer.
- **Bemidji State Game Refuge** - Will be open only to muzzleloader and archery deer and bear hunting this year.

Bear

- **Portable Tree Stands in WMAs** - Prior to the opening day of archery deer season (Sept. 19), portable stands may be left overnight in a wildlife management area by a person with a valid bear license who is hunting within 100 yards of a bear bait site that is legally tagged and registered. The stand must have the person's name and address affixed in such a manner that it can be read from the ground.

Miscellaneous

- **Night Vision Equipment** - A person may not possess any type of night vision equipment while taking wild animals or while having in possession, either individually or as one of a group of persons, firearm, bow, or other implement that could be used to take wild animals.
- **Transporting Firearms** - Unloaded guns may now be transported in a motor vehicle without a case under certain circumstances. See page 21 for details.
- **Firewood Rules** - Due to the presence of emerald ash borers in Minnesota, firewood cannot be brought on to any state land unless it has been purchased by a DNR approved vendor, or is kiln-dried dimension lumber.
- **Wild Rice** - The opening date for wild rice harvest is now August 15. See page 99.
- **Shining** - The shining law has been changed. See page 30 for details.

HUNTING WITH DISABILITIES

Persons with disabilities may be granted special permits or exceptions to some hunting regulations:

Crossbows: See pages 22, and 58.

Motor Vehicles: See page 24.

Special Seasons: See page 74.

Blinds at some major WMAs: See page 107.

Deer Stands, Agassiz, Rydell, Minnesota Valley and Big Stone NWR:
See pages 119-123.

Muzzleloader scope permit, page 90.

- **Possession of bows and crossbows** - A person may not possess a bow or crossbow in a motor vehicle during the open season for any game, unless the bow or crossbow is not armed with a bolt or arrow. A case is no longer required.
- **Turkey baiting** - It is likely that rules prohibiting the use of bait to take wild turkey will be in effect by October, 2009.

Furbearers/trapping

- **Live Coyotes** - A person may not export a live coyote out of the state or import a live coyote into the state unless authorized under a permit from the commissioner.
- **Firearms possession while trapping** - a person may now use a rifle capable of firing only rimfire cartridges of .17 or .22 caliber including .22 magnum while checking traps with the aid of artificial lights.
- **Shipping of wild animals** - persons, including non-residents may now transport wild animals by common carrier without being in the vehicle if person has the license required to take the animals and they are shipped to the person or a licensed taxidermist, tanner, or fur buyer.


Waterfowl

- **Motor restriction on feeding and resting areas** - electric motors with battery power of 12 volts or less are allowed in feeding and resting areas.
- **Placing decoys** - a person may now place decoys in public waters or on public lands up to two hours before lawful shooting hours for waterfowl, but they cannot be left unattended for more than 3 hours.

Note: Regulation changes that affect the early goose season, goose management zones, and goose possession limits will be detailed in the Waterfowl Hunting Regulations booklet, available online and at license vendors in mid-August.

This page left blank intentionally.

TABLE OF CONTENTS

 Hunting with Disabilities. 3

Trespass Law 8

License Requirements. 14

 Purchase and Possession 15

 Stamps 20

General Hunting Information 21

 Motorized Vehicles 24

 Off-Highway Vehicles. 25

 Blaze Orange Requirements. 28-29

Youth Hunting Information 32

Youth Requirements 34

Small Game 37

 Prairie Chickens. 39

 Season Tables. 42-43

 Trapping 45

 Dove 54

 Wild Turkeys 56

Big Game 57

 Deer 61

 Firearms 75

 Muzzleloader. 90

 Archery 92

 Bear. 94

 Moose 95

 Elk 95


Waterfowl. 96

Wild Rice 99

Public Lands and Wildlife Refuges 103

Additional Information and Telephone Numbers 127

Equal opportunity to participate in and benefit from programs of the Minnesota Department of Natural Resources is available to all individuals regardless of race, color, creed, religion, national origin, sex, marital status, public assistance status, age, sexual orientation, disability or activity on behalf of a local human rights commission. Discrimination inquiries should be sent to Minnesota DNR, 500 Lafayette Road, St. Paul, MN 55155-4049; or the Equal Opportunity Office, Department of the Interior Washington, D.C. 20240.

 **RECYCLABLE:** The coated cover protects your regulations from water and the wear and tear of constant use. To recycle, remove the cover and staples, and then recycle the remaining pages.

This page left blank intentionally.

TRESPASS LAW

Trespass is the most frequent complaint landowners have against hunters. Trespassing is illegal and can ruin hunters' and the DNR's relations with private landowners. This could in turn hamper habitat programs, cut off land access, and possibly eliminate the future of hunting in many areas of Minnesota.

Always ask permission before entering private land. Any entry onto the private property of another without permission is considered trespass. Landowners may be able to pursue court action against trespassers whether the property is posted or not. If you are caught trespassing, you may be issued a citation and assessed a fine under civil penalties, and repeat violators can lose their license or registration. Or, if you are convicted of violating trespass laws under criminal procedures, you may lose your hunting privileges for up to two years, lose hunting equipment, and be subject to fines and possibly a jail sentence. All DNR conservation officers and all other licensed peace officers enforce trespass laws and may issue a citation to a person who trespasses in violation of the law or who removes a sign without authorization. A summary of the Minnesota Outdoor Recreation Trespass Law begins below.

RESTRICTIONS (See below for exceptions, definitions, and posting requirements)

- A person may not enter legally posted land for outdoor recreation purposes without permission.
- A person may not enter agricultural land for outdoor recreation purposes without permission.
- A person may not remain on private land for outdoor recreation purposes after being told to leave.
- On another person's private land or a public right-of-way, a person may not take a wild animal with a firearm within 500 feet of a building occupied by humans or livestock without written permission.
- A person may not take a wild animal with a firearm within 500 feet of a corral containing livestock without permission.
- A person may not take a wild animal on any land where the person is prohibited from lawfully entering by this law.
- A person may not wound or kill another person's domestic animal, destroy private property, or pass through a closed gate without returning it to the original position.

Exceptions

- A person on foot may, without permission, enter land that is not posted to retrieve a wounded animal that was lawfully shot, but may not remain on the land after being told to leave.
- A person on foot may, without permission, enter private land without a firearm to retrieve a hunting dog. After retrieving the dog, the person must immediately leave the premises. This exception does not authorize the taking of the wild animal.

DEFINITIONS AND POSTING REQUIREMENTS

- “Outdoor Recreation” means any activity including hunting, fishing, trapping, boating, hiking, camping, and engaging in winter sports which is conducted primarily for the purposes of pleasure, rest or relaxation and is dependent on or derives its principal benefit from natural surroundings.
- “Agricultural land” is land that: 1) is plowed or tilled; 2) has standing crops or crop residues; 3) is within a maintained fence for enclosing domestic livestock; 4) is planted to native or introduced grassland or hay land; or 5) is planted to short-rotation woody crops (hybrid poplar and other woody plants that are harvested for their fiber within 15 years of planting).

IMPORTANT NOTE: *All planted grassland and hayland and all hybrid poplar and other woody plants that are harvested for their fiber within 15 years of planting meet this definition, including grasslands enrolled in the federal Conservation Reserve Program (CRP), Conservation Reserve Enhancement Program (CREP), or the state Reinvest In Minnesota (RIM) Reserve program. These lands do not need to be posted to prevent unauthorized trespass. However, land that is brush or trees, including CRP, CREP, and RIM Reserve that is brush or trees, (except short-rotation woody crops as defined above) does not meet this definition and must be posted or verbal notice given to trespassers for criminal enforcement to occur.*

Hunters and trappers: *Always respect private lands. Ask first before entering lands not posted as being open to hunting and trapping. You will improve relationships between landowners and recreationists, and you will have a more enjoyable time in the field.*

- To be legally posted, land must have signs:
 - posted once each year that state “no trespassing” or similar terms either: 1) along the boundaries every 1,000 feet or less, or in wooded areas where boundaries are less clear, at intervals of 500 feet or less; or 2) at the primary corners of each parcel of land and at access roads and trails at points of entrance to each parcel, except corners only accessible through agricultural land need not be posted.
 - with lettering at least 2 inches high and the signature or the legible

name and telephone number of the owner, occupant, lessee, or authorized manager. An unauthorized person may not post land with signs prohibiting outdoor recreation or trespass.

- Notification to stay off private land, authorization to remove a sign posted to prevent trespass, or legal permission to enter private land or to take wild animals near occupied buildings or corrals, may only be given by the owner, occupant, or lessee.

Penalties

- Violating the Minnesota Trespass Law can make you subject to either civil or criminal penalties:
- Civil penalties are: 1) \$50 for the first violation; 2) \$200 for the second violation in a 3-year period; 3) \$500 and loss of every license and registration being used for a third or subsequent violation in a 3-year period; and 4) \$50 for unauthorized removal of a sign posted under this law.
- Criminal penalties are at least a misdemeanor for violation of this law. In addition, it becomes a gross misdemeanor to: knowingly disregard signs prohibiting trespass, trespass after being told not to do so, or to violate the trespass law twice within a three-year period. Anyone convicted of a gross misdemeanor violation of the trespass law while hunting, fishing, trapping, or snowmobiling will have the applicable license and registration for that activity revoked and will have all hunting privileges suspended for two years.

Rules of Thumb for Water Access and Recreational Use

These are simple rules of thumb and are not intended to address all water access and recreational use situations. If you have doubts about whether you may be trespassing on private land, we recommend that you ask the landowner for permission.

1. What is lawful access?

A stream or lake is lawfully accessible if there is a public access, or if public land or a public road right-of-way abuts the surface of the water, or if you have permission to cross private land to reach the surface of the water.

2. What is recreational use?

Recreational use includes boating, swimming, fishing, hunting, trapping, and similar activities. It includes walking in the water in connection with such activities regardless of who owns the land beneath the surface of the water.

3. What waters are open to recreational use?

A stream or lake is open to recreational use over its entire surface if it is capable of recreational use and if it is lawfully accessible. Any water that will float a canoe is capable of recreational use, but other waters may also qualify depending upon the circumstances.

Landowner Liability (Minn. Stat. 604A.20-604.27)

An owner who gives written or oral permission for the use of the land for recreational purposes without charge does not, by that action:

- extend any assurance that the land is safe for any purpose,
- confer upon the person the legal status of an invitee or licensee to whom a duty of care is owed, or
- assume responsibility for or incur liability for any injury to the person or property caused by an act or omission of the person.

FOR YOUR INFORMATION

Off-Highway Vehicles

Off-highway vehicle information is listed on page 25.

Public Hunting Land Maps

Find the exact boundaries of WMAs, WPAs, state forests, national forests, and national wildlife refuges on DNR Public Recreation Information Maps (PRIM). The maps are available at major sports retailers and the DNR Gift Shop in St. Paul.



DRIVE 'EM *Wild*



SHOW YOUR SUPPORT FOR MINNESOTA'S NATURAL RESOURCES

When you purchase any of the four new license plates—or the popular loon plate—your \$30 annual contribution is matched dollar-for-dollar with private donations and dnr nongame wildlife checkoff funds. Together, these funds help purchase critical lands that improve habitat for fish, wildlife, and plants.

**SO DRIVE AWAY WITH AN ATTRACTIVE
PLATE TODAY... AND KNOW WE
APPRECIATE YOUR SUPPORT**

Want to improve your
hunting grounds?

**Plant some
trees & shrubs.**

"A successfully restored oak savanna." Photo by Eli Sagor

**Trees & shrubs for wildlife habitat
can be ordered from
Minnesota State Forest Nurseries
www.mndnr.gov/nurseries
1-800-657-3767**

Get 500 trees for as little as \$90, that's only 18¢ each.



LICENSE REQUIREMENTS

2009 Hunting and Trapping License Fees

(Price does not include any additional fees charged for issuing license)

RESIDENT LICENSES

Deer – Firearms (age 18 or over)	\$26.00
Deer – Youth Firearms (ages 12-17) (free license required for age 10-11)	13.00
Deer – Archery (age 18 or over)	26.00
Deer – Youth Archery (ages 12-17) (free license required for age 10-11)	13.00
Deer – Muzzleloader (age 18 or over)	26.00
Deer – Youth Muzzleloader (ages 12-17) (free license required for age 10-11)	13.00
Deer – Bonus Permit	14.00
Deer – Disease Management Permit	1.50
Deer – Early Season Antlerless Permit	7.50
Moose (per party of two, three, or four)	310.00*
Elk (per party of one or two)	250.00*
Bear	38.00*
Small Game (ages 18-64)	19.00**
Youth Small Game (ages 16-17)	12.50**
Senior Citizen Small Game (age 65 or over)	12.50**
Wild Turkey (see page 22)	23.00*
Prairie Chicken	20.00*
Apprentice Validation	3.50
State Migratory Waterfowl Stamp validation	7.50
State Pheasant Stamp validation	7.50
Special Canada goose seasons permit	4.00
Trapping (age 18 and over, small game license required)	20.00
Junior Trapping (age 13 to 18, small game license required for 16-17)	6.00
Senior Trapping (65 and over)	9.00
Individual Sports (small game hunting and individual angling)	29.50**
Combination Sports (small game hunting & husband-wife angling)	38.50**
Wild Rice Harvest (Season) (age 18 and older)	25.00
Wild Rice Harvest (One Day) (age 18 and older)	15.00

LIFETIME LICENSES

	Fishing	Small Game	Sports	Deer (firearms or archery)
age 3 and under	\$227	\$217	\$357	\$337
4 to age 15	\$300	\$290	\$480	\$450
16 to age 50	\$383	\$363	\$612	\$573
51 and over	\$203	\$213	\$413	\$383

Note: First time purchase of Lifetime Licenses available only at DNR License Center in St. Paul.

Note: Lifetime trapping licenses are available for free when renewing lifetime sports or small game licenses.

NONRESIDENT LICENSES

Deer – Firearms (18 & over)	\$140.00***
Deer – Firearms (youth ages 12-17)	13.00
Deer – Archery (18 & over)	140.00***
Deer – Archery (youth ages 12-17)	13.00
Deer – Muzzleloader (18 & over)	140.00
Deer – Muzzleloader (youth ages 12-17)	13.00
Deer – Bonus Permit	68.50
Deer – Early Season Antlerless Permit	33.75
Deer – Disease Management Permit	1.50
Bear	200.00***
Small Game (age 18 or over)	84.50***
Small Game (youth)	12.50
Wild Turkey (see page 22)	78.00***
Furbearer Hunting (raccoon and bobcat)	160.00***
Trapping (landowner only)	73.00
Wild Rice Harvest (One Day)	30.00

LIFETIME LICENSES

	Fishing	Small Game
age 3 and under	\$447	\$947
4 to age 15	\$600	\$1,280
16 to age 50	\$773	\$1,633
51 and over	\$513	\$1,083

Note: First time purchase of Lifetime Licenses available only at DNR License Center in St. Paul.

* Available through lottery drawings only, except the No-Quota Bear License (see page 95).

** Includes a \$6.50 surcharge. This \$6.50 surcharge is being paid by hunters for the acquisition and development of wildlife lands.

*** Includes a \$5 surcharge to offset the cost of the venison donation program.

PURCHASE AND POSSESSION

License Requirements

- A person may not take, buy, sell, transport, or possess protected wild animals without a license, except as provided in this booklet.
- All persons must have a license (including stamp validations) in their possession while hunting or trapping and while traveling from an area where they hunted or trapped.
- Any person ticketed for failure to possess a license will not be convicted if they provide to the court or arresting officer a license that was valid at the time of arrest.

Changing Regular Firearms Deer Licenses


A person who has purchased a regular firearm deer license and wishes to change their season option must submit their original license and all tags issued with the original license (must be unused) to obtain a replacement license. There is a fee of \$5 (plus a \$1 issuing fee) for the replacement license. Replacement licenses are available from any ELS license agent. Any replacement license must be issued before the season for the original license opens.

- Hunters may also change from a regular firearms deer license to a youth deer license.
- Archery licenses cannot be changed to firearm or muzzleloader licenses.
- Muzzleloader licenses cannot be changed to a regular firearm or archery license.

Electronic Licensing

The Department's **Electronic Licensing System** (ELS) issues licenses through 1,800 license agent locations throughout Minnesota or via the DNR Web site at mndnr.gov or via a toll free telephone number (1-888-665-4236). An additional \$3.50 convenience fee is added for sales via the internet or telephone. To purchase a non-commercial game or fish license, nonresidents and residents must have their social security number on file with DNR or must provide it.

- **Residents** must meet legal residency requirements and if 21 or over must provide their MN Driver's License or MN Public Safety ID to obtain a license.
- **Nonresidents** must provide their nonresident driver's license number or Minnesota DNR number from a prior ELS license.
- To obtain a resident license, residents 21 years of age or older may present evidence showing proof of residency in cases when the requirement to possess a driver's license or identification card would violate the Religious Freedom Restoration Act of 1993, Public Law 103-141.

-  • Stamp validations for waterfowl and pheasant are valid for hunting without a pictorial stamp (purchasers can request the optional pictorial stamp for an additional \$2, but it is not needed for hunting).
- **HIP Certification** for legally taking migratory game birds, including mourning doves, must be printed on your license (see page 37).
- **Buy early:** Customers are advised to avoid delays by buying early and far ahead of license or application deadlines.

License Year

Hunting licenses are valid during legal seasons between March 1 and the end of February. Resident fishing, the angling portion of a sporting license, nonresident fishing, resident fish and dark house and nonresident fish house licenses are valid from March 1 through April 30 of the following year.


Purchase

Minnesota Small Game and Deer Hunting licenses, Special Canada goose permits, state Migratory Waterfowl, and Pheasant Stamp validations can be purchased from ELS license agents and the DNR License Center in St. Paul. Prairie chicken, moose, antlerless deer, and most wild turkey and bear licenses are awarded through a statewide lottery. Applications are made through ELS license agents or the DNR License Center in St. Paul.

Border Waters

On all border waters with adjacent states or provinces, persons acting under a Minnesota hunting or trapping license may only take wild animals on the Minnesota side of the border.

Revocation of Hunting Privileges

-  • A person convicted of two or more violations under a small game or trapping license within a three-year period may have their small game hunting or trapping privileges revoked for one year.
- Big game hunting privileges may be revoked for three years for any of the following violations:
 1. Two or more convictions of any violation relating to big game animals within a three-year period.
 2. One conviction of any of the following: shining while in possession of a firearm or bow; knowingly transporting an illegally taken big game animal; hunting, taking, transporting or possessing big game without the required license; over limit of big game; hunting, taking or possessing big game in closed season; buying or selling big game animals (revocation of all privileges if sale is over \$300).
- Under gross overlimits penalty provisions, license privileges can be revoked for three or five years, depending on the violation.

- Big game and small game hunting privileges may be revoked for five years for hunting while under the influence of alcohol or a controlled substance.
- Certain trespass convictions (see page 12).
- Violations of hunting laws in other states may affect your hunting privileges in Minnesota.
- Violators of wildlife feeding bans may not obtain any hunting license for two years after the date of conviction.

Lost License

You may obtain a duplicate license at any ELS license agent or from the DNR License Center in St. Paul. The fee is \$5.75 for a duplicate Big Game License and \$2.50 for all others.

Apprentice Hunter Validation

A resident born after December 31, 1979, who is age 12 or older and has not completed hunter education firearms safety training can purchase for a fee of \$3.50 an Apprentice Hunter Validation.

This validation allows the individual to hunt small game, wild turkey, and big game without having completed hunter education firearms safety training. **The validation is good for only one license year, and can be used once in a lifetime.**

An individual utilizing an Apprentice Hunter Validation must be accompanied by a licensed adult hunter and hunt within unaided verbal and visual contact of the licensed adult hunter. **Depending on their age and requirements, apprentice hunters must purchase all applicable licenses and stamps.**

The Apprentice Hunter Validation serves as a short-term, one-time-only, exclusion to the regulations related to the hunter education firearms safety training requirements. As such it gives a person that qualify an opportunity to sample hunting for one season before they are required to successfully complete a hunter education firearms safety training course.

Firearms safety training course information can be found on page 18 and on the DNR Web site at mndnr.gov

Refunds

A person who mistakenly purchases two licenses for the same season is eligible for a refund.

Moved or Driver's License Number Changed?

If you have recently moved, please request the license agent to update your address when you purchase your license. If you have changed driver's license numbers due to a name change, please contact the DNR Information Center (see page 127).

FIREARMS SAFETY CERTIFICATES

- A certificate may be issued at age 11, and is valid if the person reaches age 12 during the calendar year.
- Anyone under age 14 must be accompanied by a parent or guardian to possess a firearm. “Guardian” means a legal guardian or someone age 18 or older selected by the parent or legal guardian to supervise the youth.
- Youth age 12 and under may hunt small game without a firearms safety certificate, if accompanied by a parent or guardian.
- Youth age 11 and under may hunt wild turkeys without a firearms safety certificate if accompanied by a parent or guardian who has a certificate.
- A resident age 10 or 11 may take big game without a firearms safety certificate if they are under direct supervision and within immediate reach of a parent or guardian. **Resident youth age 10 or 11 must obtain a free license in order to take big game.**
- A person on active duty who has successfully completed basic training in the U.S. Armed Forces, Reserves, or National Guard may purchase a license or obtain approval that authorizes hunting without possessing a Firearms Safety Certificate.
- A replacement for a lost or destroyed Minnesota Firearms, Snowmobile, or ATV Safety Certificate can be obtained at any ELS license agent. A replacement certificate is \$3.50.

RESIDENTS

A Minnesota resident is defined as follows:

- A United States citizen or resident alien who has maintained a legal residence in the state for at least 60 consecutive days before purchasing a license, or
- A person in the U.S. Armed Forces who is stationed in the state, or
- A nonresident under age 21 whose parent is a Minnesota resident.

Instant Hunting Licenses

For a convenience fee of \$3.50 plus the regular license fee, you can immediately purchase a hunting license online or by telephone. Instant licenses are available by telephone at 1-888-MNLICENSE (888-665-4236) or online at mndnr.gov. For licenses without a tag, telephone users will receive an authorization number for instant use of the license. Licenses without a tag that are purchased online may be printed and used immediately (a license will not be mailed). Licenses with a tag (such as deer or wild turkey) will be mailed and are not valid until received and in possession. Telephone and Internet license services are available at any time.

Military Personnel

- Residents who have maintained legal residency in Minnesota and who are serving in the U.S. Military and stationed outside the state may hunt small game without a license while on leave. They do not need a Minnesota Waterfowl Stamp or Pheasant Stamp but must have a Federal Duck Stamp to hunt waterfowl. They may hunt deer, bear, and wild turkeys without charge after obtaining the appropriate licenses and tags from an ELS license agent by presenting official leave papers, except they may not obtain moose and elk licenses. Deer bonus permits may be purchased. Such service personnel must carry proof of residency and official leave papers on their person while hunting.
- Nonresident spouses of residents on active military duty may purchase resident hunting and fishing licenses. Nonresidents must provide proof of spouse's residency and active military duty.
- A resident who has served at any time during the preceding 24 months in federal active service outside the United States and has been discharged from active service may take small game and fish without a license. Discharged residents must carry proof of residency and official military discharge papers. All tags required of a licensee must be obtained at no fee.
- A free deer license, valid for a deer of either sex, will be issued to residents who have served at any time during the preceding 24 months in federal active service outside the United States and has been discharged from active military service. Eligibility is limited to one deer license per person. Discharged residents must provide proof of residency and a copy of their official military discharge papers.
- Resident veterans with proof of a 100 percent service-related disability may obtain a free Small Game License and one free Firearms, Muzzleloader, or Archery Deer License from an ELS license agent (state stamps not required).

NONRESIDENTS

General

- All nonresidents, regardless of age, must have an appropriate hunting license to hunt in Minnesota. A nonresident under age 18 may obtain a small game license at the resident fee if the nonresident possesses a firearms safety certificate or, if age 13 or under, is accompanied by a parent or guardian when purchasing the license. A nonresident age 13 or under must be accompanied by a parent or guardian to take small game.
- Youth firearm, archery, and muzzleloader deer licenses (\$13) are available to nonresidents. Half-price youth turkey licenses for residents and nonresidents are available.

- Applications allowing nonresidents to purchase licenses by mail are available from the DNR License Center or online (addresses on page 127).
- Purchase hunting licenses by telephone or internet: Call **1-888-MNLicense** (1-888-665-4236) or go to mndnr.gov. See box on page 18 for additional information.
- Nonresidents may trap in Minnesota only on their own land and with a nonresident trapping license.
- Nonresidents may not take raccoon or bobcat without a nonresident Furbearer Hunting License *and* a nonresident Small Game License.
- *Note to deer hunters:* A Deer License issued after the opening day of the respective season (archery, regular firearms, or muzzleloader) is not valid until the second day *after* it is issued.

Students

- Nonresident, full-time students at a Minnesota educational institution who live in the state during the school year may purchase a resident Small Game, Deer, or Bear License with proof of student status.
- A full-time foreign exchange student who resides with Minnesota residents may buy a resident license to take deer or bear.

STAMPS

Wild Turkey Stamp

The wild turkey stamp is no longer a part of licensing requirements.

State Pheasant and Migratory Waterfowl Stamps

Residents age 18-64, and all non-resident hunters, must have a Minnesota Pheasant Stamp validation or Minnesota Migratory Waterfowl Stamp validation (State Duck Stamp) in possession while hunting or taking pheasants or migratory waterfowl respectively, except: a) residents hunting on their own land, b) persons hunting on a licensed commercial shooting preserve, c) persons taking only marked waterfowl released on a commercial shooting preserve, or d) residents on military leave.

Federal Migratory Waterfowl Stamp

Waterfowl hunters age 16 and over must have a valid Federal Duck Stamp in possession while hunting or taking migratory waterfowl. Federal Duck Stamps can be purchased at post offices or license agents. Electronically issued Federal Duck Stamps are available at all of Minnesota's 1,800 electronic license vendors.

GENERAL HUNTING INFORMATION


The following are general hunting regulations. Specific regulations for various game species are in the Big Game, Small Game, Trapping, Waterfowl, and Wild Turkey sections of this booklet.

ARMS RESTRICTIONS

Firearms Transportation

A person may not transport a firearm, including a handgun, in or on a motor vehicle unless the firearm is:

- unloaded* and cased;
- unloaded* and in the closed trunk of a motor vehicle; or
- carried under a valid permit to carry a pistol or handgun.


 Under the following circumstances, a person may transport unloaded, uncased firearms (excluding pistols) in a motor vehicle, including ATVs:

- while at a shooting range with permission
- while lawfully hunting on private or public land or while travelling to or from a site the person intends to hunt or has lawfully hunted that day.

 Firearms must be transported unloaded and cased:

- within Anoka, Hennepin, or Ramsey counties.
- within an area where firearms discharge has been prohibited.
- within the boundaries of a home rule, charter, or statutory city with a population of 2,500 or more.
- on school grounds
- as otherwise restricted in game refuges, shining or night vision laws.

Transportation of Bows

 No person may transport an archery bow or crossbow in a motor vehicle unless the bow is not armed with a bolt or arrow.

Handguns

Persons age 18 or older may carry a handgun in the woods and fields or upon waters to hunt or target shoot. Persons under age 18 may carry handguns for hunting if in the actual presence or under the direct supervision of the person's parent or guardian, and if they meet

* An "unloaded" firearm is defined as a firearm without ammunition in the barrels and magazine, if the magazine is in the firearm. A muzzle-loading firearm with a flintlock ignition is unloaded if it does not have priming powder in a pan. A muzzle-loading firearm with percussion ignition is unloaded if it does not have a percussion cap on a nipple.

firearms safety requirements (see page 18). A person may not possess a firearm while bowhunting for deer. A person may take bear, elk and moose by archery while in possession of a firearm. Questions regarding handguns should be directed to local law enforcement authorities.

The “Concealed carry or permit to carry” provisions apply to certain hunting activities. Persons with a permit under this law generally may carry their handguns uncased and loaded while hunting, and while traveling to or from hunting locations by motor vehicle under the hunting firearms transportation laws. However, possession of the handgun while ‘shining’ or while hunting deer by archery would still subject the possessor to the provisions of these laws (see page 30, artificial lights, for more information).

Crossbows

A person may hunt with a crossbow during the regular firearms deer and bear seasons and with a firearms turkey license. At other times, a person may not hunt with a crossbow or possess a crossbow in a motor vehicle unless the crossbow is not armed with a bolt or arrow. Disabled persons with a valid permit may also hunt with crossbows or use a bow with a mechanical device that draws, releases, or holds the bow at full draw (pages 56, 58 and 74).

Possession of Firearms Before, During, and After the Firearms Deer Season

(Note: This section does not apply to the Muzzleloader Season, see page 90, except that muzzleloaders legal for deer may be possessed only by persons with a muzzleloader or firearms deer license during that season.)

No person may possess a firearm or ammunition outdoors during the period beginning the fifth day before the open firearms season and ending the second day after the close of the season within an area where deer may be legally taken by firearms (see page 29), except:

- A person who has a valid firearms big game license in possession may hunt big game during the open season with a firearm and ammunition authorized for big game.
- Possession is also legal under these conditions:
 - a) An unloaded firearm that is cased or in a closed trunk of a motor vehicle.
 - b) A shotgun and shells containing No. 4 buckshot or smaller diameter lead shot or nontoxic shot.
 - c) A .22 caliber rimfire handgun or rifle with .22 caliber short, long, or long rifle cartridges, .22 magnum or .17 caliber.
 - d) Handguns possessed by a person with a carry permit.
 - e) On an authorized target range.

“TAKING” DEFINED

“Taking” means pursuing, shooting, killing, capturing, trapping, snaring, angling, spearing, or netting wild animals; or placing, setting, drawing, or using a net, trap, or other device to take wild animals. Taking also includes *attempting* to take wild animals or *assisting* another person in taking wild animals.

“POSSESSION” DEFINED

Game animals are in a person’s possession whether on hand, in cold storage, in transport, or elsewhere.

PROTECTED ANIMALS

The following birds and mammals are protected in Minnesota by state or federal laws:


Protected Birds

- All birds for which seasons are established in these regulations are protected birds but may be taken as authorized.
- There is no open season on bobwhite quail, cranes, swans, hawks, owls, eagles, herons, bitterns, cormorants, loons, grebes, or any other species of birds except unprotected birds.

Crows

- Crows may be taken without a license in season or at any time when they are doing or are about to do damage.
- Electronic calls or sounds may be used for crow hunting.
- Crows may be taken with a legal firearm (shotgun not larger than 10 gauge, rifle, or handgun), bow and arrow, or by falconry.

Mammals

- All mammals for which seasons are established in these regulations are protected mammals, but may be taken as authorized.
- There is no open season on caribou, antelope, lynx, gray wolf, wolverine, cougar, or spotted skunk (“civet cat”).
-  • A person may not export or import a live coyote into the state unless authorized by the Commissioner.

Taking Protected Species

- No protected species may be taken in any manner in any area of the state except in accordance with these regulations.
- All protected species must be killed before being removed from the site where taken.

UNPROTECTED ANIMALS

Residents and nonresidents are not required to have a license to hunt unprotected species including coyote. Nonresidents do not need a furbearer hunting license in addition to their small game license to hunt fox.

Unprotected Mammals


Weasels, coyotes, gophers, porcupines, striped skunks, and all other mammals for which there are no closed seasons or other protection are unprotected animals. They may be taken in any manner, except with the aid of artificial lights or by using a motor vehicle to drive, chase, run over, or kill the animal. Poisons may not be used except in accordance with all label regulations of the state Dept. of Agriculture and federal Environmental Protection Agency.

Unprotected Birds

House sparrows, starlings, common pigeons, chukar partridge, quail other than northern bobwhite, and monk parakeets are unprotected and may be taken at any time.

MOTORIZED VEHICLES

Motor Vehicles

- No person may take a wild animal with a firearm or by archery from a motor vehicle except a disabled person with an appropriate permit. A disabled person with a permit to shoot from a stationary motor vehicle may take a deer of either sex without an antlerless permit except in those areas designated as youth only antlerless areas. Other members of the hunting party may not shoot antlerless deer for the disabled person.
-  Permits to shoot from a stationary motor vehicle may be issued by DNR Enforcement to a person who obtains the required licenses and who has a permanent physical disability that is more substantial than discomfort from walking. The permit recipient must: be unable to step from a vehicle without aid of a wheelchair, crutches, braces, or other mechanical support or prosthetic device; or be unable to walk any distance because of a permanent lung, heart, or other internal disease that requires the person to use supplemental oxygen to assist breathing. The permanent disability must be verified in writing by a licensed physician or chiropractor. In addition to providing the medical evidence of permanent disability, the applicant must possess a valid disability parking certificate or license plates issued by the Department of Public Safety. Permit applications are available from any DNR regional office or by calling the information numbers on page 127.
- No person may use a motor vehicle to intentionally drive, chase, run over, or kill any wild animal. Road-killed animals may not be legally possessed, except by special permit from a DNR conservation officer, state patrol, county sheriff or other law enforcement officer.
- Shooting from a motorized vehicle is unlawful.

Off-Highway Vehicles (OHVs), including All-Terrain Vehicles (ATVs)

A person may not intentionally operate an off-highway vehicle:

- in most wildlife management areas, a state park, or a scientific and natural area, except as specifically authorized by law or rule;
- in unfrozen public waters (lakes, rivers, streams and certain wetlands), or in calcareous fens as identified by the commissioner;
- on a trail on public land that is designated or signed for non-motorized use only;
- on restricted areas within public lands that are posted or where gates or other clearly visible structures are placed to prevent unauthorized motorized vehicle access; or
- shoot at a wild animal from an OHV.

Using Motor Vehicles During Deer Season

To reduce disturbance during the prime hunting times, a person possessing any valid deer license is restricted to the following hours of operation for snowmobiles and all-terrain vehicles (ATVs*) during the firearms deer season, and the muzzleloader season.

Such vehicles may only be operated:

- a) before legal shooting time (one-half hour before sunrise),
 - b) from 11 a.m. until 2 p.m., and
 - c) after legal shooting hours (one-half hour after sunset).
- These regulations apply to all public and private lands except private landowners or persons authorized by private landowners may operate snowmobiles or all-terrain vehicles on their property at any time.
 - On public land, a permit to operate snowmobiles or ATVs during the closed time periods may be issued by a conservation officer in an emergency or other unusual situation.
 - ATVs and snowmobiles are not allowed in State Parks, National Wildlife Refuges (see page 119), Scientific and Natural Areas, or most Wildlife Management Areas. ATV use is regulated in state and national forests. (See rules on using public lands, pages 102-126.)

OHVs and Wetland Disturbance

A person may not operate an OHV in a manner to:

- indicate a willful, wanton, or reckless disregard for the safety of persons or property;

* ATVs are defined for the purposes of these regulations as all vehicles not requiring Minnesota Department of Public Safety licensing, including trail bikes, 3-wheelers, 4-wheelers, 6-wheelers, tracked vehicles, and other similarly manufactured or homemade vehicles.

- carelessly upset the natural and ecological balance of a wetland or public waters wetland; or
- impact a wetland or public waters wetland in excess of minimum amounts established under law (these vary by area of the state and other criteria, check the DNR Web site for more information mndnr.gov).

See the Following Additional Regulations

- OHV operation on WMAs, pages 105-106
- OHV operation on state forests, pages 113-114
- Motor vehicles on federal lands, page 119-126

Dog Training

A person may not train hunting dogs afield on DNR administered lands from April 16 to July 14. A person may train hunting dogs afield on other lands.

A person training a dog afield and carrying a firearm may only have blank cartridges and shells in possession when the season is not open for any game bird, except by permit. An organization or individual may obtain permits to use firearms and live ammunition on domesticated birds or banded game birds from game farms for holding field trials and training hunting dogs.

Dogs Pursuing Big Game

No persons may allow their dog to chase or kill big game.

Between January 1 and July 14, a dog that is observed wounding, killing, or pursuing in a way that endangers big game may be killed by any person. A peace officer or conservation officer may kill a dog that endangers big game at any time of the year. The officer or person is not liable for damages for killing the dog.

Important: Other hunting seasons are open before, during, and after the deer season. Many hunters use dogs to hunt upland game, waterfowl, rabbits, raccoons, foxes, and coyotes. Dogs may not be shot during fall hunting seasons, even if seen pursuing big game, except by a conservation or peace officer.

Hunting While Under the Influence

A person may not take protected wild animals with a firearm or by archery or be afield with a loaded or uncased firearm or an uncased bow while under the influence of alcohol or a controlled substance.

Wanton Waste

A person may not wantonly waste or destroy a usable part of a protected wild animal unless authorized.

Radios and Other Wireless Devices

- Using walkie talkies, cell phones, remote control or other radio equipment to take big game or small game is unlawful.
- A DNR permit is required to take unprotected animals with the aid of radio equipment, see page 24.

Dates and Times Inclusive

All dates and times specified in these regulations are inclusive unless specified otherwise.

GAME FOR CONSUMPTION AT FUND RAISING EVENTS

Nonprofit organizations may charge a fee for admission to fundraising events when lawfully taken and possessed big game and small game (excluding migratory game birds that cannot be sold under federal law), is donated to the organization and is served for consumption on the premises where the fundraising event is held. Records of donations must be kept for two years.

GIFTS

Lawfully taken wild animals may be transferred as a gift if accompanied by a receipt containing: name and address of the owner; name and address of the recipient, date of transfer, description of the gift (for example: “Three 1-pound venison steaks”) and the license number under which the animal was taken. The receipt must remain with the gift.

HUNTER HARASSMENT PROHIBITED

A person may not prevent or disrupt another person from taking or preparing to take a wild animal. A person may not disturb wild animals with the intent to prevent or disrupt another person from hunting. Placing bait for the purpose of preventing or disrupting another person from lawfully hunting deer would be considered unlawful under the hunter harassment laws.

SALE OF ANIMAL PARTS

Except as otherwise provided in these regulations, a person may possess, transport, buy, or sell the following inedible portions of lawfully taken or acquired big game, furbearers, and game birds (other than migratory birds): bones (including skulls), sinews, hides, hooves, teeth, claws, and antlers. A person may not sell meat or organs, including bear gall bladders, and may not sell bear paws unless attached to the hide. The flesh of legally-taken beaver, muskrat, raccoon, rabbits, and hares may be bought, sold, and transported at any time.

A hunter or trapper may sell the pelts of lawfully taken furbearers only to a licensed fur buyer. A person may not buy raw furs without a fur buyer's license, except a fur manufacturer or licensed taxidermist may buy raw furs from a licensed fur buyer.

Lead in Ammunition

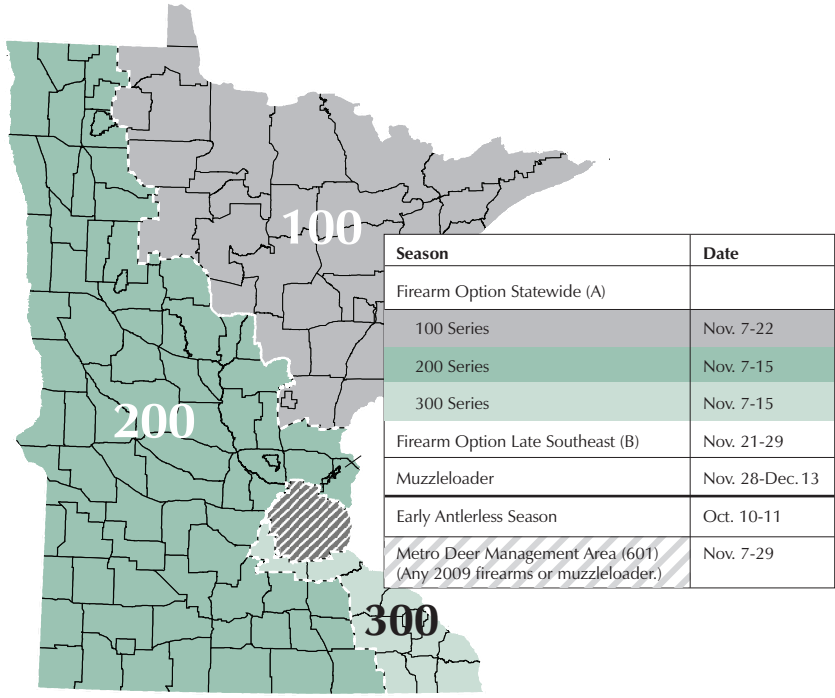
Because of its toxicity the use of lead shot for waterfowl hunting has been illegal in Minnesota since 1987 and nationally since 1991. Additionally, all types of hunting with lead fine shot on Federal Waterfowl Production Areas has been illegal in Minnesota since 1999. State Wildlife Management Areas contain abundant wetlands, and lead shot continues to be deposited in these wetland as a result of upland game bird hunting. Lead is toxic, can affect wildlife health and reproduction, and at higher levels is fatal. Effective nontoxic loads are now widely available and cost about as much as a box of premium lead. Hunters are encouraged to consider using non-toxic alternatives for all of their hunting. Using non-toxic shot also eliminates the potential risk of ingesting lead in game consumed by hunters and their families. For more information on this issue, please visit our Web site at mndnr.gov/lead

BLAZE ORANGE REQUIREMENTS

Small Game Seasons: You may not take small game unless a visible portion of at least one article of clothing above the waist is blaze orange, except when hunting wild turkeys, migratory birds, raccoons, predators, when hunting by falconry, or while trapping.

Deer Season: Also, you may not hunt or trap during any open season where deer may be taken by firearms (including special hunts, early antlerless, youth seasons, and muzzleloader) under applicable laws and ordinances unless the visible portion of your cap and outer clothing above the waist, excluding sleeves and gloves, is blaze orange. Red is not a legal color, except for those who qualify under the Religious Freedom Restoration Act of 1993. Blaze orange includes a camouflage pattern of at least 50 percent blaze orange within each square foot. This restriction does not apply to migratory waterfowl hunters on waters or in a stationary shooting location or to trappers on waters. Times and zones for firearms are shown in the map on next page. Muzzleloader season is open statewide, except for closed areas (see page 90).

Blaze Orange Requirements Zones and Dates



Note: Consult the deer regulations section for restrictions within the dates in the box or see the large fold-out Deer Zone/Area Map (available anywhere hunting licenses are sold) for additional details.

Band Seasons: Indian bands may be hunting big game by firearms before and after state firearms seasons. The Fond du Lac band may be hunting big game from late September until mid-December in the 1854 ceded territory (Cook, Lake, eastern and southern St. Louis, most of Carlton, and extreme northern Pine counties). Bands signatory to the 1837 Treaty (east-central Minnesota from Pine and Chisago counties west to the Mississippi River) may be hunting deer from the day after Labor Day through the end of December.

DUTY TO RENDER AID

A person who shoots and injures another person with a firearm, or has reason to believe that another person might have been injured, and any witnesses to such a shooting, must immediately investigate the extent of the person's injuries and give reasonable assistance, including calling law enforcement or medical personnel to the scene. Failure to do so can result in imprisonment and a fine for the shooter and witnesses.

ARTIFICIAL LIGHTS

With a firearm or bow

A person may not cast the rays of a spotlight, headlight or other artificial light onto a highway or into a field, woodland, or forest to spot, locate or take a wild animal while possessing either individually or as one of a group, a firearm, bow or other implement that could be used to take big game, small game or unprotected species.

Shining lights generally

Without implements to take wild animals, from two hours after sunset until sunrise, no person may cast the rays of a spotlight, headlight or other artificial light on a highway or into a field, woodland or forest to spot or locate a wild animal.

A person may not cast rays of a spotlight, headlight or other artificial light on land that is marked with signs prohibiting the shining of lights. The signs must: 1) display letters that are at least 2 inches in height and state "no shining" or similar terms; and 2) be placed at intervals of 500 feet or less along the boundary of an area.

A person may not cast an artificial light onto fenced, agricultural land or a residential property or building sites from a motor vehicle.

The exceptions to this regulation are:

Without a firearm or a bow, a person who is on foot may use a handheld artificial light to retrieve wounded or dead big game animals.


A person taking raccoons or tending traps in accordance with all other regulations in this booklet.

A person hunting for coyote or fox from Jan. 1 to March 15 may use an artificial handheld light under the following conditions:

- While on foot and not within a public right of way
- Using a shotgun
- Using a calling device
- Not within 200 feet of a vehicle

It is not a violation of this law to shine lights without a firearm while doing any agricultural, safety, emergency response, normal vehicle operation or occupational-related activities or recreational activity, including snowmobiling, not related to spotting, locating or taking a wild animal.

NIGHT VISION EQUIPMENT

 A person may not possess any kind of night vision equipment while taking wild animals or while possessing a firearm, bow, or other implement that could be used to take wild animals.

This regulation does not apply to (1) a firearm that is unloaded, cased, and in the closed trunk of a motor vehicle; or (2) a bow that is cased or unstrung, and in the closed trunk of a motor vehicle. If the motor vehicle does not have a trunk, the firearm or bow must be placed in the rearmost location of the vehicle.

ENFORCEMENT

- DNR conservation officers and other peace officers may arrest, without a warrant, any person detected in the actual violation of wildlife, fish, or water laws and may enter any lands to carry out these duties.
- No person may hinder, resist, or obstruct an enforcement officer or authorized DNR agent in the performance of official duties.
- A person must allow inspection in the field of firearms, licenses, wild animals, motor vehicles, boats, or other conveyances used while taking or transporting wild animals.

FOR YOUR INFORMATION

Mentoring Young Hunters

When hunting with a novice hunter, the focus of your hunt must always be on the novice hunter.

Safe hunting practices are learned behaviors. These practices, as well as safe hunting principles, need to be constantly promoted with new and inexperienced hunters. It's the responsibility of a young hunter's parent or mentor to ensure that the practices taught in youth firearms safety hunter education classes are continually reinforced with young hunters.

In addition a key role for a parent or mentor of a young hunter is to ensure that the young hunter has a firearm that functions properly, fits the shooter and is a model that can be safely operated by the inexperienced shooter.

YOUTH HUNTING INFORMATION

YOUTH SMALL GAME HUNTS

Take a Kid Hunting Weekend—September 26-27 During Take-A-Kid-Hunting Weekend adult residents accompanied by a youth under age 16 may hunt small game without a license, but must comply with open seasons, limits and other regulations.

Youth Waterfowl Day—September 19 To provide a quality opportunity to introduce young people to waterfowl hunting, youth age 15 or younger may hunt waterfowl for this one day. A non-hunting adult mentor 18 years or older who is authorized by the youth's parent or guardian must accompany the youth hunter at all times. The DNR encourages you to introduce a young person that might not otherwise get a chance to hunt, and teach them how to hunt safely and ethically.

Youth Future Pheasant Hunters Day—October 24 Partnering with Pheasants Forever, the DNR is offering mentored pheasant hunts designed to introduce youth to pheasant hunting. All hunting regulations apply.

Other Special Youth Hunts 2010 youth turkey hunts are tentatively scheduled for April 17-18. Applications will be taken in February. Visit mndnr.gov/youthhunts for information.

SPECIAL YOUTH DEER HUNTS

Youth Deer Hunt regulations All participating youth must attend a mandatory orientation prior to the hunt (details will be included in notices to successful applicants). An adult mentor, who may not hunt, must accompany participants during the orientation and the hunt. Each person must apply at an ELS agent or the DNR License Center at 500 Lafayette Road in St. Paul. Group applications and party hunting are not allowed. A drawing will be held if applications exceed available permits for each hunt. Unsuccessful applicants will receive preference for future youth hunt lotteries of the same type. Applicants may only apply for one youth archery hunt and one youth firearms hunt. Participation in a youth hunt does not affect one's eligibility to participate in the regular deer seasons, but harvested deer count against a youth's annual bag limit. The application deadline is August 14.

Youth firearms deer hunts Applicants for youth firearms special deer hunts must be 12-15 years old at the time of the hunt. Participants must have a firearms safety certificate and must obtain a license for taking deer by firearms, valid for any zone or season option, by the beginning date of

the respective hunt. Blaze orange requirements are in effect in areas open during firearms youth deer hunts. The rifle-shotgun boundary is in effect (see back of large deer zone map, available separately).

Youth archery hunts Applicants for special youth archery hunts must be at least 12-17 years old at the time of the hunt. Persons participating in youth archery deer hunts must obtain a valid license for taking deer by archery two days prior to the start of the hunt.

Whitewater refuge youth archery and firearms hunt Hunters using archery equipment must comply with blaze orange and youth firearms age requirements and must have a valid license for taking deer by archery two days before the start of the hunt.

SPECIAL YOUTH DEER SEASON

Northwest Minnesota special youth antlerless deer season (Oct. 17-18) Kittson, Lake of the Woods, Marshall, Pennington and Roseau counties (including Old Mill, Lake Bronson, Hayes Lake, and Zippel Bay state parks) are open Oct. 17-18 for taking antlerless deer by firearms for youth 12-14 years old at the time of the hunt. Participating youth must have a firearms safety certificate and must obtain a license for taking deer by firearms valid for any zone or season option. No special permit is required.

Participant numbers are not limited. Participants may use one bonus permit but may only take one deer during the youth season. An adult mentor age 18 or older must accompany the youth hunter at all times during the hunt. The accompanying adult may not hunt. Party hunting is not allowed. **The blaze orange requirements apply to all hunters and trappers and all adult mentors of youth hunters in areas open to youth firearms deer hunting during the special youth season.** Participation in the youth season does not affect eligibility to participate in regular deer seasons, but harvested deer count against the annual bag limit.

Youth Hunting Licenses Reduced price individual youth licenses are available for residents and nonresidents under age 18 for firearms deer, archery deer, muzzleloader deer, and small game (see page 14). The individual youth firearms license is valid during the Statewide (A) and Late Southeast (B) season but not the Muzzleloader Season.

Youth Hunting in Limited Youth Areas Youth licensees hunting in these areas are restricted to taking bucks only unless they have been successful in the youth-only either-sex lottery. The application deadline is Thursday, Sept. 10.

Resident Firearms Safety Certificate and License Requirements

FIREARMS SAFETY	AGE	9 years old and younger	10 years	11 years	12 and 13 years	14 and 15 years	16 and 17 years	18 years and older
Must possess Firearms Safety or Apprentice Hunter Validation (4)	Not Required	Not Required	Not Required	Not Required	Required	Required	Required (2)	Required if born after 12/31/79 (2)
LICENSE	AGE	9 years old and younger	10 years	11 years	12 and 13 years	14 and 15 years	16 and 17 years	18 years and older
Big Game Firearms, Archery, Muzzleloader	May not hunt	Required (1,6)	Required (1,6)	Required (1,6)	Required (1)	Required	Required	Required
Small Game License	May Hunt, Not Required (1)	Not Required (1)	Not Required (1)	Not Required (1)	Not Required (1)	Not Required	Required (3)	Required (3)
Wild Turkey License	May Hunt, Required (1)	Required (1)	Required (1)	Required (1)	Required (1)	Required	Required	Required
Pheasant Stamp	Not Required	Not Required	Not Required	Not Required	Not Required	Not Required	Not Required	Required (3)
Duck Stamps	Not Required	Not Required	Not Required	Not Required	Not Required	Not Required	Federal Required	Federal Required State Required (3)
Special Canada Goose Permit	Not Required	Not Required	Not Required	Not Required	Not Required	Not Required	Not Required	Required (3)
Trapping License	May Trap, Not Required	Not Required	Not Required	Not Required	Required (5)	Required	Required	Required

(1) Must be accompanied by parent or legal guardian
(2) Not required to hunt by archery
(3) Except persons hunting on their own land
(4) Apprentice hunter must purchase all applicable licenses and purchase all required licenses and stamps

(5) 13 years and older
(6) Must be under direct supervision and within immediate reach of a parent or guardian and possess a free license

NOTE: Reduced price hunting and trapping licenses available for youth 17 and younger

2009 Special Youth Deer Hunt Schedule

Area Name	Type	County	Area No.	Dates	No. of Permits	Bag Limit*	Orientation
Arden Hills Army Training Site A	Archery	Ramsey	951	10/15 to 10/16	30	1	October 3
Arden Hills Army Training Site B	Archery	Ramsey	952	10/17 to 10/18	30	1	October 3
Buffalo River State Park	Firearms	Clay	959	10/24 to 10/25	10	2	October 23
Camp Ripley Youth Archery	Archery	Morrison	950	10/9 to 10/11	150	1	October 9
Greenleaf State Recreation Area	Archery	Meeker	962	10/15 to 10/18	3	1	September 26
Itasca State Park	Firearms	Clearwater	961	10/17 to 10/18	50	2	October 10 or 16
Lake Alexander Preserve	Archery	Morrison	955	10/9 to 10/11	20	1	October 9
Lake Bemidji State Park	Firearms	Beltrami	954	10/17 to 10/18	25	5	October 16
Rydell National Wildlife Refuge	Firearms	Polk	957	10/17 to 10/18	20	1	September 19
St. Croix State Park	Firearms	Pine	956	10/24 to 10/25	80	1	Clinic October 17 Orientation Oct. 23
Savanna Portage State Park	Firearms	Aitkin	958	10/24 to 10/25	20	1	October 23
Tettegouche State Park	Firearms	Lake	960	10/17 to 10/18	10	1	October 16
Whitewater WMA Refuge	Archery & Firearms	Winona	953	10/15 to 10/18	75	1	October 14 or 15

Bonus permits may be used to tag antlerless deer at all hunts.

* Either sex.

Youth Antlerless Privilege in Lottery Deer Areas Residents and nonresidents under the age of 18 may take a deer of either sex in lottery deer areas without having to apply for or obtain an either-sex permit. Youth age 12 to 17 should not apply for an either sex permit. **ONLY THE YOUTH LICENSEE MAY TAKE AND TAG AN ANTLERLESS DEER IN A LOTTERY DEER AREA** without an either-sex permit. Other members of the hunting party cannot take antlerless deer for the youth. **Youth may not tag antlerless deer taken by another individual. Youth hunters must take and tag their own antlerless deer.**

Firearms Safety Training Demand for Firearms Safety Training Classes is high, and many classes fill very rapidly or have waiting lists. Finding a class well in advance of the hunting season is highly recommended. Youth may attend a class at age 11. Information on classes can be found on the DNR Web site.

FOR YOUR INFORMATION

Only approved firewood now allowed on DNR lands...

Approved firewood is:

1. Firewood purchased from the DNR
2. Firewood purchased from an approved vendor (check out mndnr.gov/firewood/index.html for a list of approved vendors)
3. Kiln-dried wood, such as unstained, unpainted dimensional lumber free of metal or other foreign objects.

These restrictions are needed to help prevent the introduction, or slow the spread, of damaging forest pests, including emerald ash borer, gypsy moth, and oak wilt. Help protect Minnesota's forests by leaving firewood at home! Check with the state park, state forest campground, or other state recreational facility you will be visiting to get the latest recommendations and restrictions on firewood movement to and within Minnesota.

SMALL GAME

Important Dates:

See hunting and trapping season chart, pages 42-43.

A license year runs from March 1 through the end of February.

MIGRATORY WATERFOWL See page 96.

LICENSE REQUIREMENTS

Small Game Hunting

- Residents age 16 and over, and all nonresidents, must have a valid Small Game License in their possession to take small game, except residents may hunt small game without a license on their own land if they occupy it as their principal residence. There are also exemptions for military personnel, see page 19.
- All residents age 18 or over and under age 65, and all nonresident hunters, must have a Minnesota Pheasant Stamp validation in their possession to take pheasants. For exceptions, see page 20.

Important Information:

Migratory Bird Harvest Information Program (HIP)

All hunters of migratory game birds (mourning doves, ducks, geese, mergansers, woodcock, snipe, rails, coots, or gallinules) must identify themselves as migratory bird hunters at the time they purchase a small game or sports license.

Evidence of compliance, which will be noted on your small game license as “HIP Certified,” must be carried while hunting migratory game birds.

Anyone who has hunted or intends to hunt migratory game birds must answer “yes” to the question on the license. **If the license agent does not ask you this question at the time of license purchase, please remind them to do so. This information is important.** If you did not answer “yes” at the time you purchased your license, you may do so later at no cost and get a receipt showing you are HIP certified at any ELS agent prior to hunting migratory game birds.

The answers to the screening questions about migratory bird hunting on the license will be used to survey hunters at a later date to more accurately estimate actual harvests. Improved harvest information will be used to better manage migratory bird populations and preserve hunting opportunities.

- A nonresident must have a nonresident Furbearer Hunting License and a nonresident Small Game License to take raccoon and bobcat. A nonresident Furbearer Hunting License is not required to take fox and coyote. However, a Small Game License is still required to take fox and other small game.

SMALL GAME HUNTING

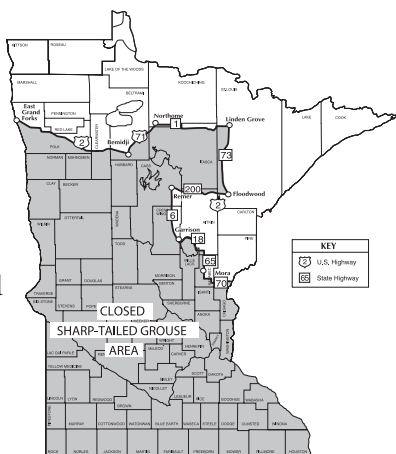
GENERAL RESTRICTIONS

Blaze Orange

Blaze orange is required for most small game hunting. See pages 28 and 29 for specifics.

Closed Sharp-tailed Grouse Area

The shaded area on the map at right is closed to sharp-tailed grouse hunting, except for licensed prairie chicken hunters within their selected zone. Few sharptails live in the area, and the closure protects remnant populations of sharptails and prairie chickens (a similar-looking species).



Party Hunting for Small Game

A “party” is defined as a group of two or more persons maintaining unaided visual and vocal contact with each other while taking non-migratory small game. “Party hunting” means that members of a party may take animals for other members’ limits. A party may lawfully take small game in accordance with the following regulations:

- A member of the party may take more than an individual limit, but the total number of small game taken and possessed by the party may not exceed the combined limits of members of the party.
- Each party member may transport only an individual limit of small game.
- Party hunting is not allowed for migratory game birds (doves, ducks, geese, mergansers, coots, woodcock, rail, snipe, and gallinules).

Use of Lead Shot

- No person may take ducks, geese, mergansers, coots, or gallinules with lead shot or while having lead shot in possession.
- Lead shot may be used statewide for hunting other small game in accordance with firearms restrictions in this booklet, except in federal Wildlife Refuges and Waterfowl Production Areas.

Prairie Chickens

2009 Prairie Chicken Hunting Licenses have already been allocated by a drawing for the five-day hunting season, which will run Oct. 17-21. Prairie chicken hunters must have a prairie chicken hunting license; no small game license is required. Applications for next year's season will be available to Minnesota residents only in June, 2010. Applications will be due on July 30, 2010 and the season will begin Oct. 23, 2010.

Persons who do not have a prairie chicken license may not aid or assist prairie chicken hunters in any way. For example it is illegal for someone without a prairie chicken license to work dogs for someone with a prairie chicken license even if that person is licensed to take other small game. However, party hunting for prairie chickens is legal. That means that licensed prairie chicken hunters can shoot birds for other licensed prairie chicken hunters as long as they are together and they have not exceeded the total number of birds allowed for the party.

Woodcock, Rails, Snipe, and Doves

- Duck Stamps (state or federal Migratory Waterfowl Stamps) are not required to hunt woodcock, rails, snipe, or mourning doves.
- Compliance with the migratory bird harvest information program is required by indicating "yes" in response to the migratory bird hunting question on the license (see page 37).
- Shotguns used to hunt these birds must not be capable of holding more than three shells, unless plugged with a one-piece filler that cannot be removed without disassembling the gun, so its total capacity does not exceed three shells.

Partridge and Pheasant

- A person may not shoot pheasants or Hungarian partridge with a rifle or handgun other than a .22 caliber rimfire using short, long, or long rifle ammunition.

Furbearers

- A person may not disturb the burrow or den of any wild animal between November 1 and April 1, without a permit.
- A person may not take pine marten, fisher, mink, muskrat, beaver, or otter by hunting.

Coyote Hunters - Know Your Target!

Wolf and Coyote Identification

Wolves have been mistakenly shot outside Minnesota's primary wolf range because hunters thought they were coyotes. Wolves were once restricted to the northern part of Minnesota, but they have expanded their range and could show up in any part of the state. Do not assume that because you are outside Minnesota's primary wolf range that the animal in your sights is a coyote. Wolves and coyotes are closely related, but are well distinguished by their difference in size and physical characteristics. In Minnesota, gray wolves are a protected wild animal and currently there is no hunting or trapping allowed. Shooting a gray wolf because you think it is a coyote is illegal and punishable by Minnesota Game and Fish laws. **Always know your target!**

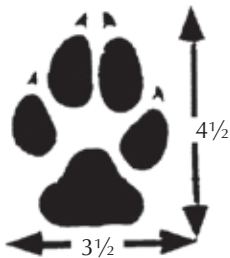
Minnesota's Primary Wolf Range



GRAY WOLF (*Canis lupus*) AKA - Timber wolf
Height: 30" average – Length: 5½ feet – Weight: 50-110 lbs.
Color – shades of gray or tan, sometimes black, rarely white



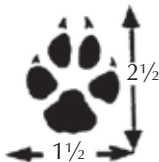
Photo: Jenni Bidner/Wildlife Science Center



COYOTE (*Canis latrans*) AKA – Brush wolf
Height: 18" max. – Length: 3 feet – Average weight: 25-35 lbs.
Color – all shades of gray, tan, buff, black or white (very rare)



Photo: USFWS



Raccoons

Night Hunting

A person may take raccoons between ½ hr. after sunset and ½ hr. before sunrise only in accordance with the following regulations:

- Hunters must be on foot.
- Artificial lights may be used to locate, attempt to locate, or shoot a raccoon only if the raccoon has been treed or put at bay by dogs.
- Rifles and handguns used must be .17 or .22 caliber rimfire (including .22 magnum).
- Shotgun shells may not contain shot larger than No. 4 bird shot.

Other Restrictions

- A person may pursue and tree raccoons with dogs, during the closed season and without a license.
- A person may not take a raccoon in a den or hollow tree, or by cutting down a tree occupied by a raccoon.

Fox and Coyote Night Hunting

A person hunting for coyote or fox from Jan. 1 to March 15 may use an artificial handheld light under the following conditions:

- While on foot and not within a public right of way
- Using a shotgun
- Using a calling device
- Not within 200 feet of vehicle

FOR YOUR INFORMATION

Transporting Firearms

Although firearms transportation laws relating to hunting have changed, hunters are reminded the safest way to transport firearms is unloaded and cased. Not only does a case provide an extra measure of protection for your firearm but it is reminder to ensure that firearms are unloaded before transporting in or on a motor vehicle.

2009 Small Game Hunting Seasons

Small Game	Open Season	Daily Limit	Possession Limit	Shooting/Hunting Hours
Mammals*				
Cottontail Rabbit, Jack-rabbit and Snowshoe Hare	Sept. 19–Feb. 28	10 combined	20 combined	1/2 hr. before sunrise to sunset
Gray and Fox Squirrel	Sept. 19–Feb. 28	7 combined	14 combined	1/2 hr. before sunrise to sunset
Non-Migratory Birds				
Ruffed and Spruce Grouse	Sept. 19–Jan. 3	5 combined	10 combined	1/2 hr. before sunrise to sunset
Sharp-tailed Grouse (in open zone)	Sept. 19–Nov. 30	3	6	1/2 hr. before sunrise to sunset
Hungarian Partridge	Sept. 19–Jan. 3	5	10	1/2 hr. before sunrise to sunset
Pheasant	Oct. 10–Jan. 3	2 roosters (3 roosters Dec. 1–Jan. 3)	6 roosters (9 roosters Dec. 1–Jan. 3)	9 a.m. to sunset
Prairie chicken (by special permit only)	Oct. 17–21	2	2	1/2 hr. before sunrise to sunset
Non-Migratory Small Game by Falconry				
	Sept. 1–Feb. 28	10 rabbits, 7 squirrel, other small game: 3 combined, not to include more than 1 hen pheasant	20 rabbits, 14 squirrel, other small game: 6 combined, not to include more than 2 hen pheasants	1/2 hr. before sunrise to sunset except pheasants may not be taken before 9 a.m.
Migratory Birds (except waterfowl; waterfowl season regulations are distributed in August)				
Mourning Doves***	Sept. 1–Oct. 30	15	30	1/2 hr. before sunrise to sunset
Woodcock***	Sept. 19–Nov. 2	3	6	1/2 hr. before sunrise to sunset
Sora and Virginia Rail****	Sept. 1–Nov. 4	25 in aggregate	25 in aggregate	1/2 hr. before sunrise to sunset††
Common Snipe***	Sept. 1–Nov. 4	8	16	1/2 hr. before sunrise to sunset††
Crow**	March 1–31 and July 15–Oct. 15	No limit	No limit	1/2 hr. before sunrise to sunset

*Rabbits, hares, and squirrels may also be taken by trapping.

**Crows may also be taken at any time whenever committing or about to commit damage.
††Except shooting hours begin at 9:00 a.m. on opening day of duck season, and end at 4 p.m. from the opening of the duck season through Oct. 10.

***HIP certification required to hunt, see page 37.

2009 Furbearer Hunting and Trapping Seasons

Furbearers	Open Season	Daily, Season, and Possession Limit	Shooting/Trapping Hours
Furbearers (trapping) Raccoon and Red Fox Gray Fox, Badger, Opossum	Oct. 24–Mar. 15 Oct. 24–Mar. 15	No limit No limit	Trap setting and tending hours on all wild animals are 5 a.m. to 10 p.m. except traps may not be set or tended for fox, badger, opossum, mink, muskrat, beaver, otter, or raccoon before 9 a.m. on opening day within the zone of the respective seasons.
Bobcat (open north of I-94 and US 10 only)* Fisher and Pine Marten (open north of I-94 and US 10 only)*	Nov. 28–Jan. 3 Nov. 28–Dec. 6	5 (includes hunting limit) 5 combined	
Mink and Muskrat (North zone)* Mink and Muskrat (South zone)* Beaver (North zone)* Beaver (South zone)*	Oct. 24–Feb. 28 Oct. 31–Feb. 28 Oct. 24–May 15 Oct. 31–May 15	No limit No limit No limit No limit	Note: no person may take more than four otter per season.
Otter (North zone) Otter (South zone)*	Oct. 24–Jan. 3 Oct. 31–Jan. 3	4 in remainder of open zone 2 in SE otter zone	
Furbearers (hunting) Raccoon† and Red Fox***	Oct. 24–Mar. 15	No limit	Day or night except not before 9 a.m. on opening day. Artificial lights see page 32.
Badger, Opossum Gray Fox***	Oct. 24–Mar. 15 Oct. 24–Mar. 15	No limit No limit	½ hr. before sunrise to sunset except 9 a.m. to sunset opening day. Day or night except not before 9 a.m. on opening day.
Bobcat (open north of I-94 and US 10 only)* Coyote, striped skunk & other unprotected	Nov. 28–Jan. 3 Continuous	5 (includes trapping limit) No limit	½ hr. before sunrise to sunset. See page 25.

* Furbearer Zone maps are on page 46 and 47.

** Between ½ hr. after sunset and ½ hr. before sunrise raccoon hunters must be on foot and may use an artificial light to locate, attempt to locate, or shoot a raccoon only if the raccoon has been treed or put at bay by dogs.

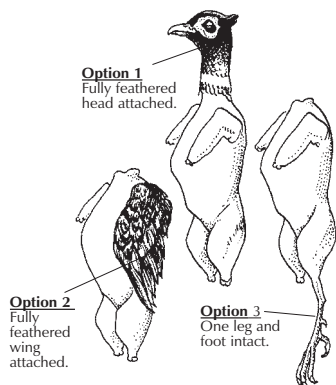
*** Foxes may be run by use of dogs during the closed season without being taken, except from March 16 to July 14.
+ Raccoons may be run by the use of dogs during the closed season, without being taken, and without a license.

TRANSPORTATION OF GAME BIRDS

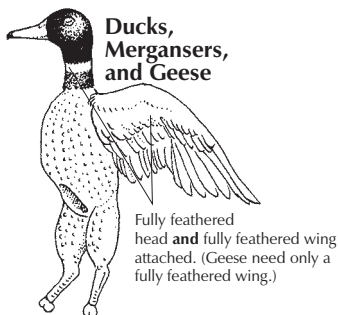
Game birds possessed in the field or being transported must be “undressed.” An “undressed” game bird is defined as:

- Non-migratory upland game birds (turkey, pheasant, grouse, Hungarian partridge, prairie chicken) must have one leg and foot or the fully feathered head or a fully feathered wing intact.
- Ducks and mergansers must have a fully feathered wing and the fully feathered head attached.
- Geese must have a fully feathered wing attached.
- Other migratory game birds—doves, woodcock, rails, snipe, coots, and gallinules—must have feet and a fully feathered head attached.

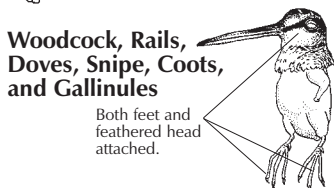
Turkey, Pheasant, Grouse, Prairie Chicken, Hungarian Partridge



Ducks, Mergansers, and Geese



Woodcock, Rails, Doves, Snipe, Coots, and Gallinules



FOR YOUR INFORMATION

Firearms Safety

Hunting is one of the safest recreational activities, however if you don't practice firearms safety 100 percent of the time accidents can happen. Please remember and practice the 3 basic rules of firearms safety.

- Always treat every firearm as if it's loaded
- Always control the muzzle, by always keeping it pointed in a safe direction
- Always be sure of your target and what's beyond

TRAPPING

Note: Best Management Practices for trapping in the United States are available online at: www.fishwildlife.org/furbearer_resources.html

License Requirements

- Every resident age 16 and over must have both a Small Game and a Trapping License in possession to take small game (including furbearers) with traps, except that persons may trap without a Small Game License on their own land if they occupy it as their principal residence. That person must still have a Trapping License.
- Residents age 13 through 17 must have a Jr. Trapping License and residents age 18 through 64 must have a regular trapping license to trap. Residents age 65 and over must have a regular or reduced-fee trapping license. Residents under age 13 do not need a trapping license.
- Any fisher, otter, bobcat, or pine marten taken by a resident under age five must be included in the limit of the accompanying parent or guardian.
- Nonresidents may only obtain a license to trap on land they own in Minnesota.

Persons born after December 31, 1989, who have not been issued a trapping license in a previous license year may not obtain a trapping license without a trapper education certificate. The Minnesota Trappers Association will conduct trapper education courses statewide, free of charge to the participants, and issue certificates that satisfy this trapping license requirement.

Seasons See page 43.

Important! Other outdoor enthusiasts are afield with dogs during trapping seasons. Although accidental captures of dogs by trappers are rare, the occasional accidents that occur lead to calls for increased regulation of trapping activities. Trappers must be aware of their responsibility to set and tend traps in strict adherence to all trapping and trespass regulations, and take great care to avoid areas and sets that may accidentally capture dogs.

Trap and Snare Identification

A person may not set or place a trap or snare, other than on property owned or occupied by the person, unless the following information is affixed to the trap or snare in a way that ensures the information remains legible while the trap or snare is on the land or in the water:

- 1) The number and state of the person’s driver’s license; or
 - 2) The person’s Minnesota identification card number; or
 - 3) The person’s name and mailing address; or
 - 4) The person’s MNDNR number as printed on their license.
- (Note: A person may use their previously issued drivers license number until March 1, 2013)

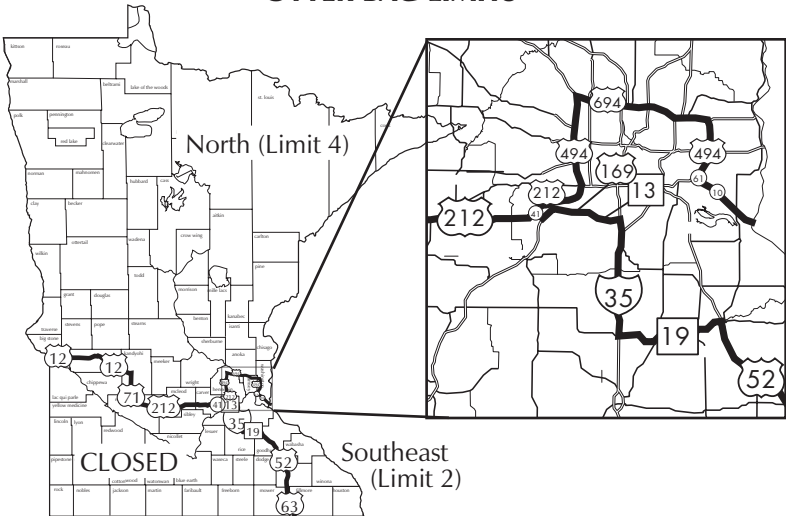
Note: From April 1 to August 31, the trap identification provisions listed above do not apply to traps set for the taking of unprotected wild animals.

Traps (Note: trapping regulations have been modified in the lynx management zone. See page 50.)

A person may not set, place, or operate:

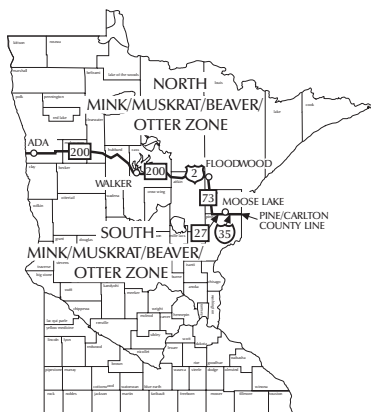
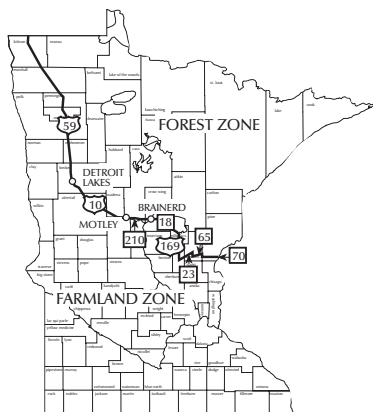
- any foot or leghold trap with a jaw opening greater than 8¾ inches;
- any body-gripping or conibear-type trap with a jaw opening greater than 7½ inches, except as a waterset*;
- any body-gripping or conibear-type trap with a jaw opening greater than 6½ inches in or within 3 feet of a culvert, except when completely submerged in water.

OTTER BAG LIMITS



* A waterset is defined as any body-gripping trap or snare set so that the trap jaws or the snare loop are at least half-submerged in water.

FURBEARER ZONES



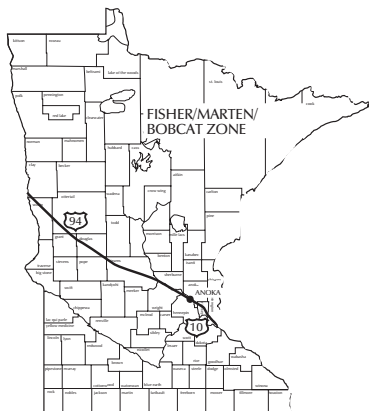
Trap Setting and Tending

- A person may set or tend traps only from 5 a.m. to 10 p.m.
- A person on foot may use an artificial light to set or tend traps during the legal hours.



However, that person may not possess or use a bow and arrow or a firearm other than a handgun or rifle of .17 or .22 caliber with short, long, or long rifle rim fire ammunition (including .22 magnum) while using the light in the field.

- A person may not set a trap within 50 feet of any water other than temporary surface water within 30 days before the open season for mink and muskrat in that area, except by permit.
- Any trap capable of capturing a protected animal and not capable of drowning the animal must be tended at least once each calendar day, except for body-gripping or conibear-type traps. Any trap capable of drowning the captured animal and any body-gripping or conibear-type trap must be tended at least once each third calendar day, except for traps set under the ice. A trap may not be left untended for more than three consecutive days (for example, a trap set or tended on Saturday would have to be tended again by Tuesday). When a trap is tended, any animal captured must be removed.



Trap Tampering

- No person may remove or tamper with a trap legally set to take

fur-bearing or unprotected wild animals without authorization by the trapper, a DNR agent, or the owner or lessee of the land where the trap is located.

- A trapper may authorize, in writing, an agent who possesses all necessary licenses to tend traps set by the trapper, including resetting the trap at the same set. The agent may remove animals from a trap.

General Trapping Restrictions (Note: trapping regulations have been modified in the lynx management zone. See page 50.)

- No trap, either set or unset, may be placed or staked, and no flag, stake, or other device may be placed to mark or pre-empt a trapping site before the opening of any trapping season.
- No person may leave any trap for a protected wild animal in place, either set or unset, after the close of the applicable trapping season.
- No person may disturb, injure, or destroy any muskrat house or den, except that traps may be set at natural entrances to muskrat burrows and openings may be made in muskrat houses for trapping if all material removed is wetted and used to plug the opening.
- Animals must be killed before being removed from a site.
- No person may disturb, injure, or destroy any beaver house, dam, burrow, or den.
- No person may set a trap inside any beaver house or upon the outside of any beaver house above the waterline.
- Mink may not be taken by digging or with the aid of dogs.
- Unattended electronic devices may not be used for taking wild animals.
- No person may set or maintain any leghold trap within 20 feet of bait located in such a way that it may be seen by soaring birds. "Bait" is any animal or animal parts, including live or dead fish, except that small pieces of fur and feathers may be used for flagging.
- No person may take a bird with a foot or leghold trap, except by special permit.
- No person may trap beaver or otter on a state Wildlife Management Area without a permit from the wildlife manager.

Snaring Regulations

Snares may be used by licensed trappers for taking all species of protected wild mammals that may be taken by the use of traps. The use of snares is subject to the following regulations and all trapping regulations not inconsistent with these snaring restrictions.

General Restrictions for Snares

- Bears cannot be taken with snares.
- In the farmland Furbearer Zone no person may set, place, or operate any snare except as a waterset, other than from Dec. 1 to March 31

when snares are allowed on land except on public lands, road rights-of-way or in fence lines along road rights of way. A waterset is any snare set so that the snare loop is at least half submerged.

Use of Snares

- The diameter of the snare loop may not exceed 10 inches.
- Snare cable or wire may not have a diameter exceeding $\frac{1}{8}$ inch.
- No person may set, place, or operate a snare in a culvert, except as a completely submerged waterset.
- Snares may not be set in deer trails.
- Snares may not be used with spring poles or other devices that wholly or partly lift from the ground an animal caught in the snare.
- No snare may be set in such a way that the top of the loop is more than 16 inches above the ground or, when the ground is snow-covered, more than 16 inches above the bottom of a person's footprint made in the snow beneath the snare with the full body weight on the foot.
- All snares not capable of drowning the captured animal must be tended at least once each calendar day.
- No snare set for a protected animal may be left in place after the applicable trapping season has closed.

Furbearer Registration

- The pelt of each bobcat, fisher, pine marten, and otter, must be removed from the carcass and presented for registration by the person taking it. The entire carcass of each bobcat and the head of each pine marten must also be presented.
- Pelts, carcasses, and heads must be presented for registration at a DNR registration station (page 52) or area wildlife office (by appointment) before the pelt is sold or removed from the state and no more than 48 hours after the season closes.
- The entire carcass of the bobcat and head of the pine marten must be surrendered at the time of registration.
- To speed up registration, please bring the following written information for each animal to be registered: species, sex, method of take, date taken and county, township and range where taken. Include your MDNR number, as shown on your license. Forms are available at wildlife offices and on the DNR Web site.

See page 52 for a list of furbearer registration stations.

Releasing Protected Species

Every effort should be made to avoid catching fully protected species. If possible, a trapper should release accidentally captured protected species back into the wild. If a fully protected species is dead in the trap or otherwise cannot be released, you must notify a DNR conservation officer.

Furbearer Pelting and Transportation

- A person who performs a service by recovering and preserving the pelt of a protected furbearer (except muskrat) that was accidentally killed or lawfully killed while doing damage, may be entitled to a pelting fee of up to 50 percent of the proceeds from the sale of the pelt not to exceed \$25 per pelt. Contact a local DNR conservation officer or regional DNR Enforcement office within 24 hours for authorization to pelt the animal.
- No person may possess, transport, or pelt a fisher, otter, pine marten, fox, bobcat, lynx, or gray wolf that was accidentally killed, except when authorized by a conservation officer.
- Pelts of lawfully taken furbearers may be sold only to a licensed fur buyer.

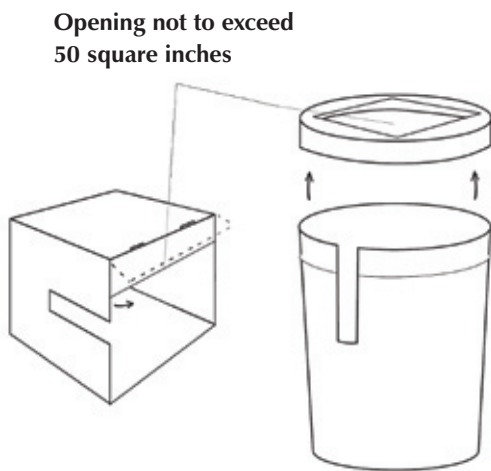
Lynx Management Zone Regulations

As a result of a federal court order, trapping regulations in north-east Minnesota have been modified to restrict, modify or eliminate the incidental take of Canada Lynx. The following regulations apply only to that part of Minnesota lying east and north of U.S. Highway 53, as shown on the map:

1. All snare cable or wire must be at least $\frac{5}{64}$ inch in diameter when set on land.
2. Snare loops must be at least 8 inches in diameter and may not exceed 10 inches in diameter when set on land.
3. All foothold traps, except those set as water sets, must be staked or otherwise secured by tethering chains or cables not more than 18 inches long with at least two swivel points.
4. All traps and snares must be secured in a manner that prevents captured animals from removing the trap from the trap site (no drags allowed).
5. Fresh meat, hare or rabbit or parts of hare or rabbit may not be used as bait. Other meat may be used as bait if it has been unfrozen and exposed to air for at least 24 hours.



6. No suspended flagging or other sight attractant may be used within 20 feet of the trap or snare.
7. Any incidentally caught lynx should be immediately released, if possible. Any trapper who accidentally takes a lynx is required to notify their local conservation officer as soon as possible or within 24 hours. Persons who know about the take of a lynx can report it by calling (800) 652-9093.
8. Body-gripping traps that have a maximum jaw opening, when set, of greater than 5 inches and less than 7½ inches measured from the inside edges of the jaws (generally 160 and 220 conibears), except those set as water sets, must be set in one of two ways:
 - A. In a tree of any diameter or on a leaning pole no larger than 6 inches in diameter at least three feet off the ground or surface of the snow.
 - B. If used on the ground, they must be set in a cubby with the trap inserted a minimum of 7 inches from the front, with the cubby opening no more than 50 square inches in area as illustrated.



Note: This diagram is for illustration purposes only. Openings may be restricted with wire mesh, wood strips or other material.

For general questions about trapping in the lynx management zone, call the DNR information line at (888) 646-6367 (MINNDNR).

Furbearer Registration Stations

Furbearers may be registered between noon and 7 p.m. on December 8 (all species), and between 3 p.m. and 6 p.m. on January 5 (bobcat and otter only) at the locations listed below or with any DNR area wildlife office throughout the season **by appointment only**.

LOCATIONS

Aitkin	DNR Wildlife Office 218-927-4040
Backus	DNR Forestry Office 218-947-3232
Bemidji	DNR Area Fish & Wildlife Office 218-308-2348
Big Falls	DNR Forestry Office 218-276-2237
Brainerd	DNR Area Wildlife Office (1601 Minnesota Drive) 218-828-2550
Cambridge	DNR Wildlife Office 763-689-7104
Cloquet	DNR Wildlife Office 218-879-0880 Ext225
Cook	DNR Forestry Office (Dec. 8 only) 218-666-5385
Deer River	DNR Forestry Office 218-246-8343
Duluth	DNR Forestry Office (4805 Rice Lake Road) 218-723-4791
Effie	DNR Forestry Office 218-743-3694
Eveleth	DNR Wildlife Office 218-744-7449 Ext2221
Finland	DNR Forestry Office (Dec. 8 only) 218-353-7397
Forest Lake	DNR Carlos Avery Game Farm Office 651-296-5200
Grand Marais	DNR Wildlife Office (Dec. 8 only) 218-387-3034
Grand Rapids	DNR Regional Headquarters 218-999-7937
Hibbing	DNR Forestry Office 218-262-6760
International Falls	DNR Wildlife Office 218-286-5434
Jordan	MN Valley HQ (19825 Park Blvd.) 952-492-5266
Middle River	DNR Thief Lake Wildlife Office 218-222-3747
Northome	DNR Forestry Office 218-897-5254
Onamia	DNR Mille Lacs Wildlife Area Office 320-532-3537
Orr	DNR Forestry Office 218-757-3274
Park Rapids	DNR Wildlife Office 218-732-8452
Roseau	DNR Roseau River WMA Office 218-463-1130
Roosevelt	DNR Red Lake WMA Office 218-783-6861
Rochester	DNR Area Wildlife Office 507-206-2859
Sandstone	DNR Wildlife Office (613 Highway 23 South) 320-245-6789 Ext226
Sauk Rapids	DNR Office (940 Industrial Drive, Suite 103, Sauk Rapids, MN) 320-255-4279 Ext221
Tower	DNR Office 218-753-2580 Ext221
Two Harbors	DNR Wildlife Office (Dec. 8 only) 218-834-1452 or 1453

This page left blank intentionally.

MOORNING DOVE

SEASON DATES, LIMITS AND HOURS

Sept. 1 to Oct. 30, from one half hour before sunrise to sunset except opening day of waterfowl season when shooting hours begin at 9 a.m. Daily bag limit is 15; possession limit 30.

LICENSE REQUIREMENTS

All residents age 16 and over and all nonresidents must have a valid small game license in their possession. Residents may hunt doves without a license on property they occupy as their principal residence. **All licensed dove hunters must be HIP certified (see page 37).**

PARTY HUNTING

Party hunting for mourning doves is prohibited. Individual hunters may not shoot migratory game birds for other hunters.

FIREARM RESTRICTIONS

Only shotguns not capable of holding more than three shells may be used to take doves.

AGRICULTURAL LANDS AND BAITING

Bait, seeds or grain may not be placed or brought into a field.

Doves may be hunted on, over or from:

- Lands or areas where seeds or grains have been scattered solely as the result of normal agricultural operations, which include normal agricultural harvestings, normal agricultural post-harvest manipulations, or normal agricultural practices.
- Lands planted by top-sowing or aerial seeding where seeds have been scattered solely as the result of a normal agricultural planting, a planting for agricultural soil erosion control, or a planting for post-mining land reclamation.
- Standing crops, and standing or manipulated natural vegetation
- Lands planted as wildlife food plots, provided the seed is planted in a manner consistent with Cooperative State Research, Education, and Extension Service recommendations for the planting of wildlife food plots.
- Lands planted as pasture improvements or for the purpose of grazing livestock.
- A blind or other place of concealment camouflaged with natural vegetation.

- Lands or areas where grain or feed has been distributed or scattered solely by manipulation of an agricultural crop or other feed on the land where grown. Manipulation means the alteration of natural vegetation or agricultural crops by activities such as mowing, shredding, discing, rolling, chopping, trampling, flattening, burning, or herbicide treatments. Manipulation does not include the distributing or scattering of seeds, grains, or other feed after removal from or storage on the field where grown.

NOTE: Although doves may be hunted over manipulated agricultural crops, waterfowl may not, except after the field has been subject to a normal harvest and at least 10 days has elapsed since the complete removal of all manipulated grain.

The complete Federal migratory game bird hunting regulations can be found in Title 50 Code of Federal Regulations part 20 (http://www.le.fws.gov/pdf/50_CFR_20.pdf).

Dove Hunting

This information is provided to help you avoid common mistakes.

- Pre-season scouting is best in the morning and late afternoon, when doves are most active.
- Doves are most abundant in agricultural areas of western and southern Minnesota.
- Hunt in areas between food, water, grit and roosting locations.
- Doves often feed in wheat, oat and sunflower fields. Landowner permission is required to hunt private agricultural fields.
- Doves fly 30 to 40 mph and can reach 60 mph. Practice estimating extra wingshooting lead distance.
- Downed doves blend well with vegetation. Mark and retrieve birds immediately. Dogs can be very useful in retrieving doves.
- Hunters who disrupt or damage utility lines taking resting doves could face legal action.

WILD TURKEYS

Important Dates:

Fall Season

Oct. 14, 2009: First 2009 Fall Season opens.

June, 2010: Applications available for 2010 Fall Season.

Spring Season (2010)

Nov. 2009: Applications available for 2010 Spring Season.

Jan. 8, 2010: Application deadline for 2010 Spring Season.

Apr. 14, 2010: First 2010 Spring Season opens.

LICENSE AVAILABILITY

Licenses for the Fall and Spring Wild Turkey Hunts are awarded in separate preference drawings. Application materials are available from ELS vendors and on the DNR Web site.

Each year there are surplus turkey licenses that remain left unsold. There are always opportunities to hunt turkey in Minnesota if you are willing to hunt in the later seasons. Look for press releases and watch the DNR Web site in the spring and fall for information on when these permits go on sale.

Over the counter spring turkey archery permits are available that are valid for the last two seasons only in permit areas that have 50 or more permits per time period. Crossbows are not legal for archery turkey license holders except disabled hunts with a permit. Crossbows may be used with turkey firearm licenses. You may not purchase both a firearms license and an archery license.



Turkey permit area boundaries and numbers may change for the 2010 spring turkey season. Be sure to check application materials before applying for a license.

PRIVATE LANDS ASSISTANCE

Want to improve habitat on your land? The DNR Private Lands Program assists private landowners in developing and maintaining wildlife habitat.

More information is available online at
mndnr.gov/privatelandsprogram

BIG GAME

LEGAL FIREARMS FOR BIG GAME

- It is at least .220 caliber and has center fire ignition;
- It is loaded only with single projectile ammunition;
- The projectile used has a soft point or is an expanding bullet type*;
- The muzzleloader (long gun or handgun) used cannot be loaded at the breech (muzzleloading revolvers are not legal for taking big game);
- The smooth-bore muzzleloader used is at least .45 caliber and
- The rifled muzzleloader used is at least .40 caliber;
- Muzzleloaders with scopes are legal during the regular firearms deer seasons, but are not allowed during the muzzleloader season except by special permit for hunters with a medically certified visual impairment. Applications are available from the DNR Info Center, see page 127.


Other Restrictions

- No person may discharge a firearm or an arrow from a bow on, over, across, or within the right-of-way of an improved public highway (including but not limited to federal, state, county, and township roadways) at a big game animal or a decoy of a big game animal that has been set out by a licensed peace officer.
- A person may not use a dog or horse to take big game.

LEGAL BOWS AND ARROWS FOR BIG GAME

- Bows must have a pull no less than 30 pounds at or before full draw.
- Arrowheads used for taking big game must be sharp, have a minimum of two metal cutting edges, be of barbless broadhead design, and have a diameter of at least $\frac{7}{8}$ inch.
- “Expandable” broadheads may be used to take big game if they meet the requirements above and: 1) are at least $\frac{7}{8}$ inch in width and no more than 2 inches in width at or after impact; and 2) are of a barbless design and function in a barbless manner.
- No person may hunt with a bow drawn, held, or released by a mechanical device, except disabled hunters who have a crossbow permit.
- A hand-held mechanical release attached to the bowstring may be used if the person’s own strength draws and holds the bowstring.

* **Note:** Hunters are reminded to select bullets that are suitable for taking big game. Most major manufacturers offer either bonded or all-copper bullets that are appropriate for taking big game. Hunters are advised to select a proper bullet design and weight that is suitable for humanely taking big game.

- A person may hunt with a crossbow under the following conditions,
 - › Big game and small game by special permit issued to hunters
 -  unable to hunt by archery because of a temporary or permanent disability. The disability must be verified in writing by a licensed physician or chiropractor. The permit application is available from any DNR regional office or by calling the DNR Information Center (See page 127).
 - › A licensed hunter may use a crossbow as a choice of arms for bear, deer with a regular firearms license or a crossbow disability permit and an archery license.

SHOOTING HOURS

Shooting hours for big game are one-half hour before sunrise to one-half hour after sunset.

POSSESSION OF BIG GAME

Any person who takes a big game animal must retain the license, site tag, permit, and possession (registration) tag for as long as any part of the meat is in possession.

FOR YOUR INFORMATION

Deer Carcass Disposal

Hunters who process their own deer may not dispose of carcasses on public land, including wildlife management areas, state forests, road rights of way or in any water body. Deer carcasses may be disposed of in the following ways:

- On private land with the permission of the landowner.
- Through your refuse hauler after checking on how to properly bag the carcass.
- At a local landfill.

FOR YOUR INFORMATION

Chronic Wasting Disease

CWD (Chronic Wasting Disease) naturally occurs in North American deer and Rocky Mountain Elk. It belongs to a group of infectious diseases known as “transmissible spongiform encephalopathies” (TSEs). It is caused by an abnormal protein, called a prion, that affects the animal’s brain and is invariably fatal. Usually, months to years pass from the time an animal is infected to when it shows signs of the disease.

Typical signs of the disease include drooping head or ears, poor body condition, tremors, stumbling, increased salivation, difficulty swallowing, or excessive thirst or urination. In Minnesota, over 30,000 deer have been tested and the disease has not been detected.

A good source for national CWD information can be found at **www.cwd-info.org**

Carcass Import Restrictions

To help prevent the spread of CWD, hunters cannot bring whole cervid (deer, elk, moose, caribou) carcasses into Minnesota from areas of other states or provinces where CWD has been found in wild deer or elk. A list of known areas from which carcass import is restricted can be found at mndnr.gov or by calling the DNR information number (see page 127). From these areas, hunters may bring only the following parts into Minnesota:

- Meat that is boned out or that is cut and wrapped (either commercially or privately)
- Quarters or other portions of meat with no part of the spinal column or head attached
- Hides and teeth
- Antlers or clean (no brain tissue attached) skull plates with antlers attached
- Finished taxidermy mounts
- Nonresidents transporting whole carcasses on a direct route through Minnesota are exempt from this regulation.

LEAD IN VENISON

There are concerns about lead bullet fragments in venison. Minnesota, along with several other Midwest states are working to address the issue. The DNR is providing the information below to help hunters make informed decisions as they prepare for the fall hunting seasons.

What hunters should know:

- Lead particles found in hunter-harvested venison have not been linked to any illnesses.
- Lead is a neurotoxin but toxicity depends on the level and frequency of exposure. It is particularly harmful to children 6 and younger and pregnant women.
- Lead can have physiological effects on human bodies and brains at levels below that which would cause any noticeable signs of sickness.
- The following guidelines and suggestions can eliminate or reduce and minimize the potential risk of consuming lead fragments, depending on the risk tolerance of the hunter.
- Consider alternative expanding non-lead ammunition such as copper or other high weight-retention bullets, such as bonded bullets. These are available in a wide range of calibers as well as in shotgun slugs and muzzleloader bullets. For more information visit our Web site at: mndnr.gov or consult with manufacturers.
- Lead particles in venison will likely be too small to detect by sight, feel, or when chewing the meat.
- If you process your own meat, do not use deer with excessive shot damage. Trim a generous distance away from the wound channel and discard any meat that is bruised, discolored or contains hair, dirt, bone fragments or grass.
- Avoid consuming internal organs.
- Practice marksmanship and outdoors skills to get cleaner, closer shots and better shots.

Ultimately, individual hunters need to make the decisions. The DNR and the Minnesota Department of Agriculture fully support deer hunting and the venison donation program. Venison is a healthy, high quality source of protein. Lead contamination can be avoided by using non-toxic ammunition or reduced by using ammunition with high weight retention, such as bonded bullets, and placing shots in vital areas away from major muscle groups and liberally trimming meat around the wound channels.

DEER—GENERAL

Important Dates:

- Sept. 10 (Thursday): Antlerless Deer and Special Area Permit application deadline.
- Sept. 19: Archery opening date.
- Oct. 10-11: Early Antlerless Season
- Nov. 7: Statewide (A) Firearms opening date.
- Nov. 21: Late Southeast (B) Firearms opening date.
- Nov. 28: Muzzleloader opening date.
- Nov. 6, 2010: Firearms Deer opening date for 2010.

NEW 2009 DEER REGULATIONS

- In lottery deer areas, all adult firearms and muzzleloader hunters must apply for an either-sex permit by Thursday, Sept. 10, 2009.
- ☞ • There are no exceptions for individuals who only hunt the muzzleloader season.
- If you are successful in the lottery, the permit is valid for that area and season only. See page 70 for details.
- ☞ • In deer areas 234, 237, 274, 275, 282, 283, 284, 286, 288, 289, and 294, all adult (archery, firearm, muzzleloader) and disabled hunters are restricted to bucks only. The only antlerless harvest that will be allowed will be a limited number of youth-only either-sex permits. The application deadline for those permits is Thursday, Sept. 10, 2009. See page 70 for details.
- The legislature has made significant changes to the Zone 3A deer season. The changes are in effect for 2009 only and are explained on page 75.
- The deer baiting regulations have been clarified. See page 71.
- Antlers must remain attached to the carcass until after the deer is registered.

GENERAL DEER INFORMATION

Legal Buck and Antlerless Deer

- A “legal buck” is a deer having one antler at least 3 inches long. Fawn bucks, sometimes called button bucks, are not legal bucks.
- “Antlerless deer” are those without an antler at least 3 inches long.

License Purchase and Validity

All deer licenses (archery, firearms, muzzleloader) may be purchased at any time before or during the season. However, a license purchased on or after the day the respective season opens is not valid until the second day after the day it is issued (for example, a license

issued on Saturday would not be valid until Monday). A “day” means midnight to midnight. The “respective season” refers to the first season for which the license is valid. The exceptions are bonus, early antlerless, and disease management permits, which are valid when issued if the appropriate regular license is valid.

- Residents under 18 or a disabled person who has a permit to shoot from a stationary vehicle and a valid deer license may take a deer of either sex in a lottery deer area without an either-sex permit. Only authorized youth or disabled hunters may shoot and tag the antlerless deer in a lottery deer area (no party hunting, see page 73).
- A person may purchase no more than one Firearms, Muzzleloader, and Archery deer license in a calendar year.
- Bonus, early antlerless, and disease management permits may be purchased, in addition to regular licenses. They may be purchased throughout the season, but must be in possession when taking deer. The permit is valid when your regular license in that season is valid. Regular license and antlerless tags may be used in any order.
- A person may not take or tag deer without the appropriate license or permit. The term “taking” includes attempting to take deer, and driving, spotting, or otherwise assisting another person in taking deer.

Deer Licenses and Permit Types

- Hunters may buy an archery, firearm, and muzzleloader license.
- The traditional firearm zone licenses (1A, 2A, 3A, 3B) have been consolidated into two license options: Statewide (A) and Late Southeast (B) season. License choices are:
 - › Statewide (A): Valid in any open area during the firearm season that begins November 7; or
 - › Late Southeast (B) Season: Valid only during the traditional zone 3B season in southeastern Minnesota that begins Nov. 21.
- Individuals cannot buy both a Statewide (A) and Late Southeast (B) Season license; however, both license holders may purchase a muzzleloader license.

Youth archery license – Residents and non-residents ages 12 to 17 as of Sept. 19 may purchase a reduced-price youth archery deer hunting license that is valid for either-sex deer in lottery, managed, and intensive deer areas. Ten and 11-year-old residents are required to obtain a free license before hunting big game. The license is valid for bucks only in youth antlerless areas. (Same as youth archery.)

Youth firearm license – Residents and non-residents ages 12 to 17 as of Nov. 7 may purchase a reduced-price youth firearm license. Ten and 11-year-old residents are required to obtain a free license before hunting big game. The license is valid for either-sex deer in lottery, managed, and intensive deer areas or in youth antlerless areas by permit.

Youth muzzleloader license – Residents and non-residents ages 12 to 17 as of Nov. 28 may purchase a reduced price muzzleloader license. Ten and 11-year-old residents are required to obtain a free license before hunting big game. The license is valid for either-sex deer in lottery, managed, and intensive deer areas. The license is valid for bucks only in youth antlerless areas.

Regular archery license – A regular archery license is valid for an either-sex deer statewide in any open area, except 234, 237, 274, 275, 282, 283, 284, 286, 288, 289, and 294, which are buck only. Closed areas and season dates are listed on page 92.

Regular firearm license – A regular firearm deer hunter may purchase either a Statewide (A) or Late Southeast (B) Season license. Statewide (A) licenses are valid in all areas that open on Nov. 7 and Late Southeast (B) Season licenses are valid only during the traditional 3B season. The hunter's choice will be printed on the license.

Information for Statewide (A) license holders – Your Statewide (A) season license is valid in any area that opens Nov. 7. You are no longer obligated to stay in any one zone. For example, you can hunt in deer area 346 (9-day season) opening weekend, move to deer area 235 (9-day season) the second weekend, and finish up your season in 170 (16-day season) on the last weekend.

Information for Late Southeast (B) Season license holders – This is the traditional 3B license that is only valid in southeast Minnesota (Nov. 21-29). 3B hunters can now buy a muzzleloader license.

HOW TO BUY A FIREARMS DEER LICENSE:

1. Choose either the Statewide (A) or Late Southeast (B) Season option. The option will be printed on your license; and
2. Tell the agent which deer area you hunt most often. Note: This is collected for information purposes and will not print on the license. You are not obligated to stay in the area you say you hunt most often.

Regular
Firearms License
(choose one option)

Statewide (A) – Valid in Areas:
100 Series: Nov. 7 – 22
200 Series: Nov. 7 – 15
300 Series: Nov. 7 – 15

OR

Late Southeast (B) Season:
300 Series: Nov. 21 – 29

- Both Statewide (A) and Late Southeast (B) Season licenses are valid in the bovine TB area (101), the metro (601), and any area open to early season antlerless hunting (page 76).
- The license is valid for either sex deer in any managed or intensive area or in a lottery area if successful in the lottery.
- The license is valid for bucks only in areas 234, 237, 274, 275, 282, 283, 284, 286, 288, 289, and 294.

Regular muzzleloader license – Any hunter can buy a muzzleloader license, including people who have purchased a firearm license. The license is valid for either-sex deer in any managed or intensive area. In lottery areas, you must have an either-sex permit for the muzzleloader season to take an antlerless deer. All muzzleloader hunters are restricted to bucks only hunting in deer areas 234, 237, 274, 275, 282, 283, 284, 286, 288, 289, and 294.

Landowner deer license – This license allows the taking of one antlerless deer per farm in managed and intensive deer areas (see page 67).

Bonus permits

- Bonus permits are available to archery, firearms, and muzzleloader hunters to take antlerless deer in designated areas.
- One bonus permit may be used per year in a managed deer area. Up to four bonus permits may be used in intensive deer areas and some special hunts.
- Bonus permits are valid for archery, muzzleloader or firearms, but hunters must have the appropriate regular license for the area, season, and method they are using.
- Bonus permits are not valid in lottery deer areas or youth only antlerless areas.

Early antlerless permits

- Early season antlerless permits are available for hunters interested in participating in the early antlerless deer season in areas 101, 105, 111, 182, 208, 209, 210, 225, 227, 236, 256, 257, 260, 261, 265, 267, 268, 346, 349, and 601.
- Early season antlerless permits are only valid during the early antlerless deer season, Oct. 10-11.
- Up to two permits may be used during the early antlerless season (see page 76).

Disease management antlerless permits

- Disease management permits are available to hunters interested in hunting in the bovine TB area (101).
- There is no limit to the number of permits that can be purchased.
- Disease management permits are valid during any season but hunters must have the appropriate regular license for the season and method they are using (see page 77).

This page left blank intentionally.

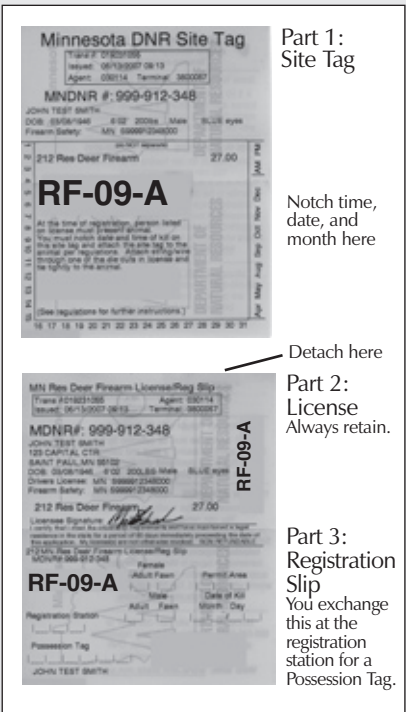
TAGGING

How to Tag Your Deer and Validate Your Site Tag

Your Deer License and Site Tag comes as a 2-part form. The upper half is the Site Tag for tagging the deer in the field. The lower half is the Deer License and Registration Slip. The Slip will be cut off and turned in to a registration station when you register your deer (see page 73).

1. At the kill site you must:

- a. Detach the Site Tag from the Deer License/Registration Slip.
- b. Before moving the deer, validate the tag by using a knife or similar sharp object to cut out the appropriate notches indicating:
 - Month the deer was killed,
 - Date it was killed, and
 - Time of day it was killed (a.m. or p.m.). Mark carefully—if more than one month, date, or time is cut out or marked, the tag becomes invalid.
2. A person may move a lawfully taken deer from the site of the kill without attaching the validated tag to the animal **only** while in the act of manually or mechanically dragging, carrying, or carting the animal across the ground **and** while possessing the validated tag on their person.
3. **The validated tag must be attached to the deer when the deer is placed on a motor vehicle or an ATV, a vehicle or a trailer being towed by an ATV or brought into a camp, yard or other place of habitation.**
4. To apply the tag to the deer:
 - Tie or attach a 10- to 12-inch twine or wire securely to the deer around the base of an antler, through a slit cut in either ear, or between the tendon and bone of a hind leg, leaving the two long ends of the string or wire free. Note that this will require you to bring a cable tie, piece of wire or string into the field with you.
 - Pull one end of the twine or wire through one of the pre-cut holes on the Site Tag and tie it together. Note that tags no longer fold and are not adhesive.
 - The tag must remain attached to the deer until processed for storage.



LANDOWNER FREE DEER LICENSE IN SELECTED AREAS

This license allows the taking of one antlerless deer per farm (in managed and intensive deer areas). The free license can be for firearms, archery, or muzzleloader. A resident owner or tenant or a non-resident owner who is actively farming on at least 80 acres of agricultural or grazing land in deer areas **101, 105, 110, 111, 114, 126, 156, 157, 159, 167, 168, 170, 172, 178, 180-182, 184, 197, 199, 201, 208-210, 214, 215, 221, 222, 225, 227, 236, 240-243, 248, 256, 257, 260, 261, 263-268, 292, 293, 298, 338-343, 345-349** (applies to both A and B seasons) may obtain a free license to take an antlerless deer by firearms, muzzleloader, or archery. These licenses can be obtained from any ELS license agent. A person may receive only one landowner deer license per year. For land with co-owners or co-tenants, only one co-owner or co-tenant may receive a landowner deer license per year. The license is valid only on the land owned or leased for agricultural purposes by the license holder within the deer area where the qualifying land is located. The license holder may give the license to the license-holder's spouse or dependent. A license issued under this provision does not affect the license-holder's eligibility to purchase additional deer licenses or permits. A person who obtains a license under this provision must allow public deer hunting on their land during the deer hunting season for that license, except for the first Saturday and Sunday of the season selected. Hunters must still obtain permission from the landowner, and it is up to the landowner to determine how much public hunting is appropriate on the property.

STATEWIDE BAG LIMITS FOR DEER

An individual hunter may only tag one legal buck per year, without exception. **Note:** Although hunters can buy all 3 licenses, the bag limits may not allow all 3 tags to be filled in a single deer area. It is the hunter's responsibility to know the bag limit for the areas they hunt.

Youth-only antlerless deer areas: The bag limit is one buck, regardless of license type. If you take a buck in one of these areas, you cannot take a deer in a different youth-only or lottery deer area. Bonus permits are not valid in these areas.

Lottery deer areas: The bag limit is one deer total per year, regardless of license type. Bonus permits are not valid in lottery deer areas.

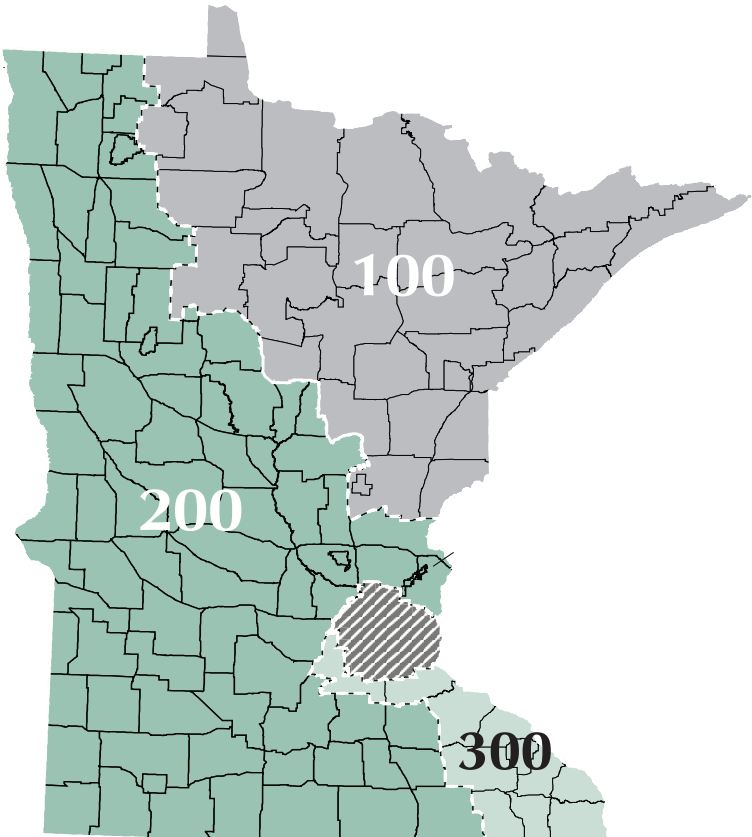
Managed deer areas: The bag limit for managed deer areas is two deer and hunters can use any combination of a valid license and bonus permits to tag both deer.

Continued on page 70

Minnesota 2009 Firearm Deer Season

Larger, complete map available separately.

Season	Date
Firearm Option Statewide (A)	
100 Series	Nov. 7-22
200 Series	Nov. 7-15
300 Series	Nov. 7-15
Firearm Option Late Southeast (B)	Nov. 21-29
Muzzleloader	Nov. 28-Dec. 13
Early Antlerless Season	Oct. 10-11
Metro Deer Management Area (601) (Any 2009 firearms or muzzleloader.)	Nov. 7-29



This page left blank intentionally.

Intensive deer areas: Using any combination of licenses and permits, the bag limit for intensive deer areas is five deer.


Early antlerless areas: Up to two antlerless deer can be taken in addition to the statewide limit of five.

Landowner: One antlerless deer in addition to the statewide bag limit of five.


Metro deer management area: There is no limit to the number of antlerless deer that may be taken in this area.

Special bovine TB area: There is no limit to the number of antlerless deer that may be taken in this area. Deer taken in this area must be registered in the area or in Wannaska prior to transport.


STATEWIDE ANTLERLESS DEER INFORMATION

 Deer areas are divided into four categories: 1) Limited youth antlerless; 2) Lottery; 3) Managed; and 4) Intensive. In limited youth antlerless areas, all adults (including archery, firearm, muzzleloader, and disabled) are limited to bucks only. A limited number of youth-only antlerless permits are offered, which will be the only antlerless deer harvest allowed. In lottery deer areas, hunters need to apply for either-sex permits. **The deadline is September 10, 2009.** In managed and intensive deer areas, applications are not necessary. In these areas, licenses are either-sex and antlerless deer permits are available over the counter.


At the time of license purchase, all firearms hunters will need to indicate which deer area they primarily hunt. This information is being collected for survey purposes only. Firearms hunters may hunt bucks throughout the season where licensed or may hunt antlerless deer on their regular license in any managed or intensive deer area. For more information, see details in this section of the handbook and the color map and table on the back of the large deer season map (available separately).

 **Limited Youth Only.** In these deer areas, a limited number of either-sex permits are available for youth under age 18 as of November 7. This will be the only antlerless harvest allowed in these areas. All adult license holders (archery, firearm, and muzzleloader), disabled hunters, and youth who are not successful in the lottery will be restricted to bucks only. Qualifying youth must purchase their license by September 10 and make an application in the lottery using the procedures outlined on page 63. The permit does not allow the taking of antlerless deer by another member of the youth's hunting party.

2009 Limited Youth-Only Deer Areas. 234, 237, 274, 275, 282, 283, 284, 286, 288, 289, 294

 **Lottery deer areas.** ALL firearm and muzzleloader hunters must apply for an either-sex permit if they want to harvest an antlerless deer in a lottery deer area. A hunter can apply using either a firearm or muzzle-

loader license but not both. If you are drawn, the permit will be valid for that season and area only. The application deadline is Thursday, Sept. 10.

 **NOTE:** There is no exemption for a person who only hunts the muzzleloader season. Information regarding permit allocations is on page 79.

Leftover either-sex deer permits will be available first come, first served beginning at 5 p.m. on Monday, October 12. Any hunter who has not already been selected can pick up a permit; however, you must have a valid license or purchase one at the same time.

2009 Lottery Deer Areas - 104, 107, 115, 116, 122, 127, 154, 174, 175, 183, 213, 218, 219, 223, 224, 229, 230, 232, 233, 235, 238, 239, 244, 245, 246, 247, 249, 250, 252, 253, 254, 255, 262, 269, 270, 271, 272, 273, 276, 277, 278, 279, 280, 281, 285, 290, 291, 295, 296, 297, 299, 344*

*Denotes both seasons

(See large deer zone map for area numbers, available separately.)

Managed deer areas. If you hunt a managed deer area, you may take a deer of either sex and you may hunt bucks throughout your selected season. No application for an either-sex permit is necessary.

In the following areas, firearm, archery, and muzzleloader hunters may take deer of either sex on their regular license and purchase one bonus permit to take an antlerless deer.

2009 Managed Deer Areas - 110, 114, 126, 152, 156, 157, 159, 167, 168, 170, 172, 178, 180, 181, 184, 197, 199, 201, 214, 215, 240, 242, 248, 251, 263, 264, 266, 292, 293, 298, 338*, 339*, 341*, 342*, 345*, 347*

*Denotes both seasons

Intensive deer areas. If you hunt an intensive deer area, you may take a deer of either sex or you may hunt bucks throughout your selected season. No application for an either-sex permit is necessary. In the following areas, firearm, archery, and muzzleloader hunters may take a deer of either sex on their regular license and purchase up to four bonus permits to take antlerless deer.

2009 Intensive Deer Areas - 105, 111, 182, 203, 208, 209, 210, 221, 222, 225, 227, 236, 241, 243, 256, 257, 260, 261, 265, 267, 268, 287, 343*, 346*, 348*, 349*

*Denotes both seasons

HUNTING METHOD RESTRICTIONS

Bait or Feed

- “Bait or feed” is grain, fruit, vegetables, nuts, hay, or other food that is capable of attracting or enticing deer and that has been placed by a person.
- Hunters are not allowed to use or hunt over bait or feed or hunt in

the vicinity of bait or feed if the hunter knows about or has reason to know about the placement of the bait or feed.

- A person otherwise in compliance with this section who is hunting on private or public property that is adjacent to the property where bait or feed is present is not in violation if the person has not participated in, been involved with, or agreed to baiting or feeding wildlife on the adjacent property.
- An area is considered baited for 10 days after complete removal of the bait or feed.
- Liquid scents, salt, and minerals, are not considered bait or feed.
- This restriction does not apply to foods that have not been placed by an individual and result from normal or accepted farming, forest management, wildlife food plantings, orchard management, or similar land management activities. Piling harvested pumpkins or other food from a food plot is one example of baiting.

Elevated Stands

- No person may take deer from a constructed platform or other structure that is higher than 16 feet. This restriction does not apply to a portable stand that is chained, belted, clamped, or tied with rope.
- In Wildlife Management Areas and State Parks open to hunting, only portable stands may be used. Portable stand use is encouraged in State Forests (see page 112).
- In Scientific and Natural Areas open to hunting, portable stands and elevated scaffold may be used if it is removed each day at the close

FOR YOUR INFORMATION

Tree stand falls are the leading cause of injury to hunters. A 2007 study of more than 850 Minnesota hunters who use tree stands indicated that 60 percent know someone who was injured in a tree stand fall. In addition 84 percent of those who fell required medical attention.

- **Wear a safety harness** when you are in a tree stand, and when climbing into or out of a tree stand. Inspect your harness for wear or damage before each use.
- **Use a haul line to pull up your gear and unloaded firearm or bow** to your tree stand. Never climb with anything in your hands or on your back. Before descending, lower your equipment on the opposite side of the tree.
- **Have three points of contact** to the steps or ladder before moving.
- **Hunt with a plan**, and if possible, a buddy. Let others know your exact hunting location and when you plan to return.

For more tree stand safety information, go to: **mndnr.gov**

of shooting hours and does no damage to trees or other vegetation. Nails, spikes, screws or other devices that damage the bark of trees are prohibited.

- Any unoccupied, permanent stand or blind on public land is public and not the property of the person who constructed the stand. Any use of threat or force against another person to gain possession of a stand is unlawful.

PARTY HUNTING

- A “party” is defined as any group of two or more licensed deer hunters who are all afield; hunting together at the same time; **and** all using firearms (including muzzleloaders) or all using archery.
- A mixed group of firearms and archery hunters is considered two separate parties.
- Crossbow hunters may not party hunt with firearms hunters.
- Crossbow hunters may party hunt with archery hunters if they possess an archery license with a crossbow disability permit.
- Any member of a party meeting this definition may kill a deer for any other member of the party who has an unused tag valid for that deer.
- Party members **may not** kill an antlerless deer in a lottery deer area for: 1) a member of the party who is a resident under age 18; or 2) a disabled person authorized to take antlerless deer under a permit to shoot from a motor vehicle.
- Party members **may not** kill an antlerless deer for a youth in limited youth-only areas.

Important! The intent of the party hunting regulation is to prevent parties from shooting more deer than the available number of tags. The party hunting regulation requires that all hunters who intend to tag deer for each other be hunting together, in the field, at the time the deer are taken. Party members who are not afield hunting with the individual who takes a deer at the time it is taken may not legally tag that deer. Hunters may not lend licenses to or borrow licenses from other hunters.

REGISTRATION AND TRANSPORTATION

Registration

- 👉 • Every deer taken must be registered and antlers must remain attached until the deer is registered. Registration stations display large, orange “Big Game Registration” signs. You can find a complete list of all stations at any DNR Wildlife office or on the DNR Web site.

- The person whose tag is on the deer must personally present the deer at an official deer registration station and receive a big game possession tag. This tag must be attached to the hind leg, ear, or antler where the site tag was attached.
- A possession tag must be obtained:
 - a) Within 24 hours after the expiration of the season under which the deer was taken (for example, a deer taken during a 200 series season must be registered by the Monday after the season); and
 - b) before the deer is processed, either privately or commercially. Deer may be transported out of the area where taken without being registered first.

Transportation

- A legally registered animal may be transported any time during and after the deer hunting season.
- The licensee must accompany the deer in transport except as follows: A deer that has been registered may be transported by another person, if the signature, address, and license number of the licensee and the origin and destination of the transport are written on the back of the possession tag.
- All deer in transport must be readily accessible for inspection by DNR conservation officers.
- The head of a deer must remain attached to the carcass until the deer is registered. Skin and entrails may be removed before registration. Deer may be quartered before being registered, but the animal's head must remain attached to one of the quarters.
- Whole deer, elk, caribou, or moose carcasses from other states or provinces may not be brought into Minnesota from areas known to have CWD in wild deer or elk (see page 59).

SPECIAL SEASONS FOR HUNTERS WITH PHYSICAL DISABILITIES



Special deer hunts for hunters with physical disabilities are tentatively scheduled at a number of sites. Additional hunts for disabled archers may be organized by Capable Partners, and are not listed here. For more information call the DNR Information Center at 1-888-MINN DNR (888-646-6367).

Persons who are totally blind may use a laser sight to participate in permitted assisted special hunting opportunities.

DEER—FIREARMS

Rifle-Shotgun Boundary

In the shotgun zone (see map on the back of the large, deer zone map, available separately), deer hunters may use only legal shotguns loaded with single-slug shotgun shells, legal muzzleloading long guns, or legal handguns.

NEW 3A REGULATIONS FOR 2009 ONLY

Note: Antlerless deer taken during the archery season do not count towards the second weekend antlerless deer.

Note: Youth are not exempt from these regulations.



The 2009 Minnesota Legislature made modifications to the 3A deer season, which includes deer areas 338, 339 and 341-349. Specifically, the legislation extends the season by two days compared to last year. The law is in effect for 2009 only and the season dates are November 7-15.

Below is an interpretation of the law by deer area designation:

Lottery Deer Areas (344) – The bag limit in deer area 344 (the only lottery area in zone 3) is one deer. Hunters can tag any buck or antlerless deer if successful in the lottery from Saturday, Nov. 7 through Friday, Nov. 13. On Nov. 14-15, hunters are restricted to tagging a buck with at least one 4-point antler or antlerless deer if successful in the lottery. Over the second weekend (Nov. 14-15), hunters cannot shoot and tag bucks for each other.

- November 7-13 – any legal buck or antlerless deer if successful in the lottery.
- November 14 and 15 – only bucks with at least one 4-point antler or antlerless deer if successful in the lottery. Hunters must shoot and tag their own buck.

Managed and Intensive Deer Areas (338-343, 345-349) – If a hunter tags an antlerless deer from November 7-13, they can tag any buck during the second weekend. If they do not tag an antlerless deer before Nov. 14, they can only tag a buck if it has at least one 4-point antler. However, during the last weekend, they can take any buck if they tag a doe first. This is essentially a modified form of earn-a-buck that only applies during the last weekend. Also, over the last weekend, hunters cannot shoot and tag bucks for each other.

- November 7-13 – any legal buck or antlerless deer
- November 14 and 15
 - › If an antlerless deer was tagged on or before November 13, a hunter may tag any antlered buck.

- › If a hunter tags an antlerless deer *first*, they may tag any buck (no antler point restriction).
- › If a hunter does not tag an antlerless deer *first*, they are restricted to bucks with at least one 4-point antler.

EARLY ANTLERLESS DEER SEASON

- Season dates: October 10-11
- Deer areas 101, 105, 111, 182, 208, 209, 210, 225, 227, 236, 256, 257, 260, 261, 265, 267, 268, 346, 349, and 601.
- To use a firearm, hunters must possess a firearm or muzzleloader license and an early antlerless deer permit.
- Hunters may not tag deer with a regular firearms, muzzleloader license, or bonus permit.
- All harvested deer must be tagged with an early season antlerless permit.
- All hunters may use any firearm that would be legal in these areas during the regular firearms season.
- Hunters in deer area 101 may tag deer with disease management permits.
- Archers may participate but if they do not have a firearm or muzzleloader license, they must use archery equipment.

DEER AREA 601 (METRO DEER MANAGEMENT AREA)

- The metro deer area is comprised of deer area 601. Formerly, the deer areas were 228 and 337.
- The intent of deer area 601 is to increase hunting opportunity around the greater Minneapolis–St. Paul area. The season has been implemented to help landowners and local governments control local deer populations. The area is comprised of nearly all private land and access is limited. Hunters interested in pursuing deer in this area are cautioned to acquire permission first.
- The season dates are:
 - › Archery: September 19 to December 31
 - › Early Antlerless: October 10 to 11
 - › Firearm: November 7 to November 29
 - › Muzzleloader: November 28 to December 13
- Any firearms or muzzleloader license is valid in this area.
- At the time of license purchase, hunters should indicate the area they typically hunt during the regular deer season. The license is automatically valid in the metro deer management area.
- An unlimited number of bonus permits are available for use in this area.

BOVINE TB AREA (101)

- A special deer area has been created around the bovine TB core area in northwestern Minnesota. The area is a consolidation of several deer areas and is represented as deer area 101.
- The season dates are:
 - › Statewide Archery: Sept. 19 – Dec. 31.
 - › Early Antlerless: Oct. 10 – 11
 - › Firearm: Nov. 7 – 22
 - › Statewide Muzzleloader: Nov. 28 – Dec. 13
- During the firearm season, a license valid for any season option can be used in this area.
- All deer taken in this area must be registered prior to transporting outside the area, except deer can be registered in Wannaska.
- Special disease management antlerless permits are available at ELS agents for the cost of issuance (\$2.50).
- The disease management antlerless permits are valid only in the bovine TB area and cannot be used anywhere else in the state.
- Hunters are strongly advised to obtain landowner permission prior to obtaining permits.

WILDLIFE FEEDING BAN

Feeding wildlife in portions of northwest Minnesota (including the modified accredited bovine TB zone) is restricted to minimize the risk of transmitting bovine TB.

Violators of wildlife feeding restrictions may not obtain any hunting license for two years after the date of conviction.

A map of the area is online at mndnr.gov/hunting/deer/tb/index.html. Look for the Feeding Ban Map link.

BIG GAME REGISTRATION STATIONS

Big game registration provides essential information for managing deer populations. Many of the over 800 registration stations in the state donate the use of their business and the time of their staff to help collect this information.

Station operators are not required to inspect deer or verify registration information. This is the hunter's responsibility.

FOR YOUR INFORMATION

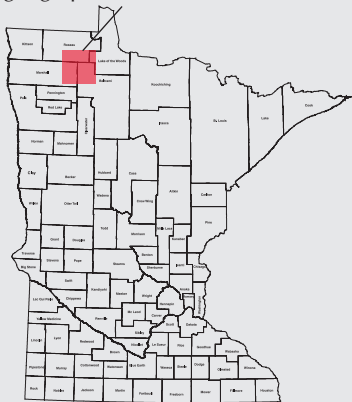
PREVALENCE OF BOVINE TB REMAINS LOW IN DEER

In 2005, bovine tuberculosis (TB) was first detected in cattle herds in northwest Minnesota. Bovine TB is an infectious disease that affects cattle, however, other animals may become infected. Bovine TB is a progressive, chronic disease spread primarily through the exchange of respiratory secretions or sharing contaminated feed. Continued testing by the Minnesota Department of Natural Resources has found no sign of widespread bovine TB among deer. Since 2005, the DNR has tested more than 6,200 deer in northwestern Minnesota for the disease and 25 have been confirmed with bovine TB. Although the prevalence of the disease remains low in deer and the extent of the infection remains limited to a small geographic area, the DNR will conduct additional surveillance of hunter-harvested deer in northwestern Minnesota this fall.

To avoid contact with bovine TB and other wildlife pathogens the DNR recommends the following:

- Wear disposable rubber gloves when field dressing deer.
- Take precautions to avoid cutting yourself when field dressing a deer.
- All meats (including deer) should be thoroughly cooked to an internal temperature of 165 degrees. This kills all known bacteria, including bovine TB and *E. coli*. While it is possible to transmit bovine TB from animals to people, the likelihood is minimal. Most human tuberculosis is caused by the bacteria *M. tuberculosis*, which is spread from person to person and rarely infects animals.

The extent of bovine TB infections remains limited to a small geographic area of the state.



Pearl-like nodules due to bovine tuberculosis were found on the rib cage of this white-tailed deer taken near Skime in northwest Minnesota.


VENISON DONATION PROGRAM


The venison donation program, established in 2007, will continue for this season. The program allows hunters to donate deer that they have shot for distribution to food shelves at no cost to the hunter. Funds to support the program come from non-resident hunting license fees, \$1 on the bonus permits, and a \$1, \$3, or \$5 donation from hunters at the time of deer license purchase. When you buy your deer license, the agent should ask if you want to contribute money to the venison donation program. Those funds are used to pay the cost of processing. When you drop off a deer there is minimal paperwork. To participate, you can drop off a deer at any of the participating processors. A list of eligible processors will be posted and maintained on the DNR Web site. Please refer to DNR new releases and the Web site as information is updated throughout the year. The deer license donations and surcharges are being paid by hunters for deer management, including assisting with the cost of processing deer donated for charitable purposes. The DNR is working with the Minnesota Departments of Health and Agriculture to minimize the risk of lead contamination in donated venison. For 2009, processors may reject deer carcasses with multiple wound channels. Hunters should also consider using non-lead ammunition if they are planning to donate deer to the program.

SPECIAL HUNT AREA PERMITS

Important!

(The application deadline for Lottery either-sex and Special Area Permits is Thursday, Sept. 10. The deadline for special youth hunts (except the Northwest Special Youth Season) is Friday, August 14. Applications must be made at an ELS license agent, the DNR License Center, or by telephone, by these dates. To apply, you must first purchase a deer license.

 Residents and nonresidents under the age of 18 as of Nov. 7 and disabled persons with a permit to shoot from a stationary motor vehicle may take a deer of either sex in lottery deer areas without having to apply for or obtain an either-sex permit. Resident youth ages 10-17 who qualify under this provision may not apply for an either-sex permit or accrue additional preference for these areas. All hunters must apply if they wish to participate in a special hunt.

 **Hunters with Disabilities:** Either-Sex Deer Hunting – A disabled person with a permit to shoot from a motor vehicle may take a deer of either sex without an either-sex permit, except in youth-only antlerless areas.

Special Hunt Permits

- Special hunt permits are required to hunt deer in special permit areas where the number of hunters must be limited to control the harvest or for public safety.
- Special hunt permit areas for regular firearms hunters are listed in the tables on pages 88 and 89.
- Those who receive a special hunt area permit may also hunt deer outside that special hunt area but only during the season indicated on the license.
- You may apply for special hunt permit areas in parties of up to four hunters. See application instructions below.

Selection and notification of successful applicants

- If permit applications exceed quotas, computerized drawings will be used to determine who will be issued permits.
- Drawings for special area permits are based on a preference system. Applicants for special area permits accumulate preference in the same manner as applicants for either-sex permits. This system gives the highest preference to those who have applied the most times without receiving a permit. A person's preference is the same whether applying for an either-sex permit or a special area permit.
- Preference is not affected if a person applies for an area different from the year before or if a person does not apply for one or more years.
- The preference for special area applicants who apply as a group is based on the individual in the group with the lowest preference.
- Only successful applicants will be notified.
- Permits will be drawn and mailed in mid October. Information about the drawings and individual applications is not available until after this date. Applicants may check the DNR Web site (mndnr.gov) in mid October to view antlerless permit lottery results.
- If you submitted a valid application and are not notified, you can assume your application was not selected this year, and that your preference will increase if you apply in a future year.

YOUTH-ONLY ANTLERLESS AREAS

In deer areas 234, 237, 274, 275, 282, 283, 284, 286, 288, 289, and 294, a limited number of either-sex permits are available for youth under age 18 as of November 7. This will be the only antlerless harvest allowed in these areas. All adult (archery, firearm, muzzleloader) and disabled hunters are restricted to bucks only in these areas. In these areas, this strategy is being implemented because lowering either-sex quotas has not been successful in lowering antlerless deer harvest. In many areas, reductions in either-sex permits have resulted in increased antlerless deer harvest by individuals who are not required to have an either-sex permit. Thus, a more restrictive regulation is required if deer populations are to increase.


Qualifying youth must purchase a youth firearm license and apply using the permit application process outlined below. Bonus permits are not valid and hunters cannot tag antlerless deer for youth. All adult (archery, firearm, muzzleloader) and disabled hunters are restricted to buck only.

The application deadline for youth hunters is Thursday, Sept. 10, 2009.

HOW TO APPLY FOR PERMITS

Note: The drawings for all special hunt area permits are combined as part of the either-sex permit preference system.


General instructions

- Applications for either-sex permits and special hunt area permits must be made at one of the 1,800 ELS agents at the DNR License Center, by telephone, or by internet by the Sept. 10 deadline. Applications can be completed as part of the process of purchasing your regular deer license.
- You may apply for only one area. You may not apply for both an either-sex deer permit and a special area permit.
- Residents and nonresidents are eligible for permits.
- A permit is not transferable between persons or between areas.
-  • Residents and nonresidents under the age of 18 as of Nov. 7 do not need to apply for an either-sex permit in lottery areas. (They must apply for special hunts or either-sex permits in youth-only antlerless deer areas.) The deadline is Sept. 10.
- All residents 21 or over must present their Minnesota Driver's License or Minnesota Identification Card at time of application.

Antlerless and special area permit application instructions

The ELS license agent will ask you a series of questions in order to complete the transaction. The questions will be related to the type of license you are purchasing and the deer area you are interested in hunting. You can apply individually or as a group of up to four people. Make sure you check the large map and/or the tables in the book to ensure you are applying for the correct area. After completing the transaction, immediately check your receipt and deer license to make sure the agent entered your information correctly. This is the only time it can be changed.

LOTTERY DEER AREAS

 This year, all firearm and muzzleloader hunters must apply for an either-sex permit if they want to take an antlerless deer in a lottery deer area. The change is being made to curtail the antlerless deer harvest that has been occurring in lottery deer areas by individuals who don't need an either-sex permit (disabled, youth, muzzleloader). In many cases, the number of deer taken by individuals who are not required to have a permit has exceeded the total number of either-sex permits authorized. For example, in deer area 275, a total of 30 either-sex permits were authorized but 159 antlerless deer were registered. As a result, simply lowering either-sex permits has virtually no effect on lowering total antlerless harvest. Therefore, new rules have been implemented in these areas that will allow youth and disabled hunters to take antlerless deer without a special permit but reduce the total number of antlerless deer taken.

All firearm and muzzleloader hunters must apply and their permits will only be valid during that season. Hunters can apply using either their muzzleloader OR firearm license but not both. After the application period ends, the permits will be allocated in proportion to the license types in the lottery. For example, if 100 either-sex permits are allocated and 25% of the applicants are muzzleloader hunters then 25% of the permits will go towards the muzzleloader season. This has the benefit of having muzzleloader-only hunters compete with other muzzleloader-only hunters. They will not compete with firearm hunters who likely have more preference points.

Successful applicants will receive a postcard in the mail authorizing them to take an either-sex deer using their regular license. That authorization will only be valid for the season listed on the postcard. Specific instructions on how to apply for an either-sex permit are listed on page 63.

The number of deer hunters can kill in a lottery deer area is one, regardless of license type. All adult hunters who hunt a lottery deer area may apply for an either-sex permit by Thursday, Sept. 10, 2009. Winners will be notified by mail and will receive an authorization to take a deer of either-sex in that lottery deer area. **Bonus permits cannot be used in lottery areas.**

- Either-sex permits allow a person to take a deer of either sex within the specified lottery deer area during the season listed on the permit.
- Areas and permit quotas are shown on the large deer zone map, available separately.
- Either-sex permit holders may take antlerless deer only in the area specified on the permit, but they may hunt deer anywhere during the season indicated on the license.
- Regular firearm – can take a buck or an either-sex deer if successful in the lottery.

- Youth firearm and persons with a disability permit to shoot from a stationary motor vehicle – can take an either-sex deer without applying in the lottery.
 - Muzzleloader – can take a buck or an either-sex deer if successful in the lottery.
- See page 71 for the list of lottery deer areas.

MANAGED DEER AREAS

The number and type of deer you can kill in managed deer areas is two, regardless of license type.

- Regular and youth firearm – can take a deer of either sex and use one bonus permit in one managed area. Hunters can take up to two deer total in managed deer areas. Refer to page 71 for a list of managed deer areas.

INTENSIVE DEER AREAS

Intensive deer areas have a bag limit of 5 deer total.

- Regular and youth firearm – can take a deer of either sex and use up to four bonus permits in intensive deer areas. Refer to page 71 for a list of intensive deer areas.

FOR YOUR INFORMATION

Ground Blinds

Ground Blinds are becoming increasingly popular in all types of hunting. Be aware of the possible danger in some hunting situations when you are completely concealed in any blind. For improved safety we want to always be seen by our partners and others who are hunting. Blaze Orange marking around or near your blind could prevent an accident, this is especially important during firearms deer seasons. Please exercise caution when using this form of concealment.

SPECIAL REGULATIONS ON SOME STATE PARKS

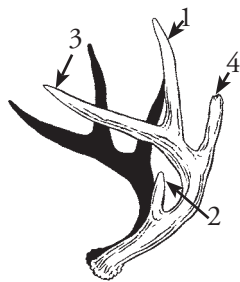
The Divisions of Parks and Fish and Wildlife are collaborating on a research project to evaluate the effectiveness of alternative regulations on deer populations. For 2009, two regulations will be tested: 1) antler point restrictions, and 2) the requirement to tag an antlerless deer prior to tagging a buck (earn-a-buck). Please refer to the following special hunt table (page 80) to determine if your hunt has a special regulation. Successful applicants will be mailed additional information prior to the hunting season.

Hunting in state parks with antler-point restrictions

How to count points

Depending on the park, a deer must have a minimum of either three or four points on one side to be taken.

- 1) An antler point, if it is at least 1-inch long
- 2) The brow tine, if it is at least 1-inch long
- 3) The end of the main beam
- 4) Any broken tine that is at least 1-inch long



Hunting tips and how to field judge a buck

- The antler point restriction regulations are designed to protect at least half of the yearling (1½ year old) buck population. When field judging a buck, if it has a small body and thin neck, it may be a yearling.
- Bring binoculars and take the time to look at the antlers and count the points before you take a shot.
- Wait for the deer to turn broadside, it will make it easier to count points.


Legal to Harvest

At all state parks with antler point restrictions, does, button bucks, and bucks with spikes less than 3 inches are legal to take on regular licenses and bonus permits. However, to improve the effectiveness of the regulation, it is better to focus on adult females and not harvest button bucks or legal spikes. The following bucks meet the minimum standards for harvest. Bucks with more points than shown in the illustrations are also legal to harvest.

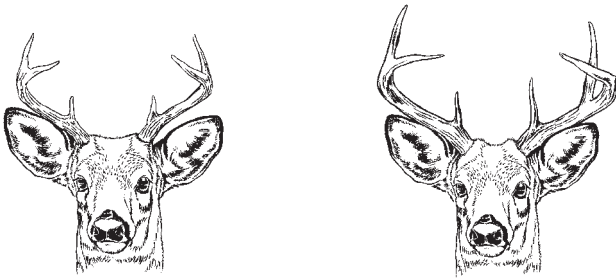
Registration

Antlers must remain attached to the carcass until after the deer is registered.

Itasca, Savanna-Portage State Parks, and Rice Lake National Wildlife Refuge – Bucks with at least three antler points on one side.



Five point buck with three points on one side



Six point bucks with three points on each side. Note the difference in antler sizes between the two deer


FOR YOUR INFORMATION

Deer Drives

Please exercise extreme caution when shooting at any running game especially deer. Statistics show that firearms hunting accident and fatalities are often associated with people shooting at running deer. This is often occurs during deer drives where many hunters are in close proximity and some times out of sight of one another. Always have a safety plan for all situations especially deer drives. Be very sure of who or what's beyond before you shoot.

Hunting in State Parks with earn-a-buck regulations

General Information

- In order to tag a buck, you must tag an antlerless deer in the park first.
- You cannot take a doe somewhere else in the state and hunt bucks only at the park.
- You do not have to register the antlerless deer prior to taking the buck, but you do need to validate your deer license and tag and have them available for inspection by a conservation officer. If you are found with a buck and no antlerless deer, you will be in violation of the hunt rules and subject to a citation.
- There will be no special validation for buck hunting. It will be the responsibility of the hunter to observe the rules and take their deer in the proper order.
- If you have already filled your buck license, you may still hunt antlerless deer at the park.
- Deer taken at the park must be registered at the park.
-  • Antlers must remain attached to the carcass until after the deer is registered.

Licenses

- Hunters should plan on having at least two tags in their possession when they arrive to hunt.
- One of those tags must be valid for taking an antlerless deer and the other for taking a buck.
- Hunters who are only interested in taking an antlerless deer need only bring one tag.

Party Hunting (Cross-tagging)

- Party hunting is legal in earn-a-buck areas.
- You can shoot a deer for a member of your party; however, only the person whose tag is on the antlerless deer will be authorized to tag a buck.
- If you shoot an antlerless deer that is tagged by someone else, you cannot tag a buck with your license. An antlerless deer must be first tagged with your license before you tag a buck.
- Party hunters should tag their first antlerless deer with their own license. If they have the opportunity to harvest another antlerless deer, they should then tag it with another person's license.

Itasca State Park

Itasca State Park (deer area 287) is open to firearms deer hunting, except where posted closed. The park is not open during the archery or muzzleloader seasons. For 2009, only bucks with at least one three-point antler can be taken. Bucks not meeting this minimum antler-point restriction are protected and cannot be harvested. Antlerless deer can be taken with a regular license or bonus permits. Antlers must remain attached to the carcass until after the deer is registered.

Note: Some state parks are open to general hunting. See pages 117-118 for details.

FOR YOUR INFORMATION

Youth and Small Game Hunting

Did you know that resident youth under age 13 are allowed to hunt small game without a firearms safety certificate or license? The only requirement is that they be accompanied by a parent or guardian. You as a responsible parent are the best judge of when your child is mature enough to safely handle firearms and go hunting. And, you are the best person to pass on the fun, excitement and heritage of hunting to the next generation of sportsmen/women. Hunting, it's a great way to make family memories that will last a lifetime.

2009 SPECIAL FIREARM DEER HUNTS

AREA NAME	COUNTY	AREA NO.	LICENSE	DATES	NO. OF BONUS PERMITS	SPECIAL REGULATION
Schoolcraft State Park	Cass	900	Statewide (A)	11/7-11/22	N/A*	Yes ¹ No application necessary
Rice Lake NWR	Aitkin	901	Statewide (A)	11/14-11/22	40	Yes ¹ Antler Point Restriction
Saint Croix State Park ²	Pine	902	Statewide (A)	11/14-11/17	550	Yes ¹ Earn-A-Buck
Savanna Portage State Park	Aitkin	903	Statewide (A)	11/14-11/18	40	Yes ¹ Antler Point Restriction
Gooseberry Falls State Park	Lake	904	Statewide (A)	11/7-11/22	30*	Yes ¹ No
Split Rock Lighthouse State Park	Lake	905	Statewide (A)	11/7-11/22	30*	Yes ¹ No
Tettegouche State Park	Lake	906	Statewide (A)	11/7-11/22	125*	Yes ¹ No
Scenic State Park	Itasca	907	Statewide (A)	11/7-11/22	30*	Yes ¹ No
Hayes Lake State Park	Roseau	908	Statewide (A)	11/7-11/22	50*	Yes ¹ No
Lake Bemidji State Park	Beltrami	909	Statewide (A)	11/7-11/10	35**	Yes ¹ No
Zippel Bay State Park	Lake of the Woods	910	Statewide (A)	11/7-11/22	55**	Yes ¹ No
Judge C.R. Magney State Park*	Cook	911	Statewide (A)	11/7-11/22	N/A*	Yes ¹ Open north of Hwy 61 only. No application necessary
Wild River State Park ³	Chisago	912	Statewide (A)	11/7-11/10	150	Yes ¹ Earn-A-Buck
Lake Carlos State Park	Douglas	913	Statewide (A)	11/7-11/10	20**	No No
William O'Brien State Park	Washington	914	Statewide (A)	11/7-11/8	70*	Yes ¹ Mandatory Orientation 10/29
Lake Bronson State Park	Kittson	915	Statewide (A)	11/7-11/15	30	Yes ¹ Earn-A-Buck
Maplewood State Park	Otter Tail	916	Statewide (A)	11/7-11/10	100	Yes ¹ No
Rydell NWR	Polk	917	Statewide (A)	11/7-11/15	10	No No

Lake Alexander SNA	Morrison	918	Statewide (A)	11/7-11/15	40*	Yes ¹	No
Buffalo River State Park	Clay	919	Statewide (A)	11/7-11/8	16**	Yes ¹	No
Glacial Lakes State Park	Pope	920	Statewide (A)	11/12-11/15	30**	No	No
Lake Louise State Park	Mower	921	Statewide (A)	11/14-11/15	25	Yes ¹	Earn-A-Buck
Beaver Creek Valley State Park	Houston	922	Statewide (A)	11/7-11/8	20	Yes ¹	Earn-A-Buck
Zumbro Falls SNA	Wabasha	923	Statewide (A)	11/7-11/15	12**	Yes ¹	No
Forestville/Mystery Cave State Park	Fillmore	924	Statewide (A)	11/7-11/9	110	Yes ¹	Earn-A-Buck
Frontenac State Park	Goodhue	925	Late (B)	11/21-11/22	50	Yes ¹	Earn-A-Buck
Great River Bluffs State Park	Winona	926	Late (B)	11/21-11/22	50	Yes ¹	Earn-A-Buck
Whitewater State Park	Winona	927	Late (B)	11/21-11/23	50	Yes ¹	Earn-A-Buck
Zumbro Falls SNA	Wabasha	928	Late (B)	11/21-11/29	12**	Yes ¹	No
Whitewater State Game Refuge	Winona	929	Late (B)	11/21-11/29	60**	No	No
Vermillion Highlands Research, Recreation, and WMA ⁴	Dakota	930	Any firearm license	11/7-11/20	25*	Yes ¹	Mandatory Orientation 10/29
Carver Park Reserve ⁴	Hennepin	931	Any firearm license	11/21-11/22	105*	Yes ¹	No
Lake Rebecca Park Reserve ⁴	Hennepin	932	Any firearm license	11/28-11/29	80*	Yes ¹	No

*Either Sex **Antlerless Only

¹ Up to four bonus permits may be used² No camping will be allowed in the park during the hunt³ Accessible platforms for disabled hunters will be available⁴ Any firearm license can apply

DEER—MUZZLELOADER

Season Dates: Nov. 28–Dec. 13, statewide

Open Areas: Muzzleloader hunters may hunt statewide except for the closed areas listed below.

1. Deer area 287 (Itasca State Park) and 224 (Sherburne National Wildlife Refuge).
2. Refuges and other areas closed to firearms hunting are also closed to muzzleloader hunting.
3. Rice Lake, Sandstone, and Rydell National Wildlife Refuges.

MUZZLELOADER REGULATIONS

- 👉 • **In lottery deer areas (where either-sex permits are limited), muzzleloader hunters must apply for and receive an either-sex permit.** The application deadline is Thursday, Sept. 10. If you are successful in the lottery, your permit will be valid for an either-sex deer during the muzzleloader season only.
- Hunters may buy both a firearm and muzzleloader license.
- Only open and “peep” type sights (including those with fiber optic material) are legal during the muzzleloader deer season. Scopes, including holographic or “red dot” scopes, are not legal for this season, except for use of non-magnifying scopes by special permit for persons with medically verified visual impairments. A permit application is available by calling the DNR Information Center (see page 127).

YOUTH ANTLERLESS DEER AREAS

All muzzleloader hunters are restricted to bucks only. A limited number of youth antlerless permits are offered for the firearm season only.

LOTTERY DEER AREAS

A list of lottery deer areas is on page 71. All hunters are limited to taking one deer total and muzzleloader hunters can only take an antlerless deer if successful in the lottery. The application deadline is Thursday, Sept. 10, 2009. Bonus permits are not valid in lottery deer areas.

MANAGED DEER AREAS

Hunters who purchase a muzzleloader license and are hunting in a managed deer area may purchase and use one bonus permit to take an additional antlerless deer in one managed deer area. Refer to page 71 for a list of managed deer areas.

INTENSIVE DEER AREAS

Hunters who purchase a muzzleloader license and are hunting in an intensive deer area may purchase and use up to four bonus permits to take antlerless deer. Refer to page 71 for a list of managed deer areas.

SPECIAL PERMIT AREAS FOR MUZZLELOADER HUNTERS

The following are special permit areas open during the muzzleloader season. Application instructions are the same as for other firearms special permit areas and are described on page 81.

2009 Special Permit Areas for Muzzleloader Hunters

AREA NAME	COUNTY	AREA NO.	DATES	NO. OF PERMITS	BONUS PERMIT
Jay Cooke State Park	Carlton	935	12/5-12/9	120*	Yes ¹
Crow Wing State Park ³	Crow Wing	936	12/4-12/6	45	Yes ¹
Soudan Underground Mine State Park	St. Louis	937	11/28-12/13	20*	Yes ¹
City of Tower – Soudan Hunt	St. Louis	938	11/28-12/13	30*	Yes ¹
Lake Shetek State Park	Murray	939	12/5-12/6	15**	Yes ²
Lake Maria State Park ³	Wright	940	12/5-12/7	25	Yes ¹
Nerstrand Big Woods State Park	Rice	941	11/28-11/29	50*	Yes ²
Myre-Big Island State Park	Freeborn	942	11/28-11/30	40**	Yes ²
Sibley State Park	Kandiyohi	943	12/5-12/6	50**	No
Vermillion Highlands Research, Recreation, and WMA	Dakota	944	11/28-12/13	25*	Yes ¹
Mandatory Orientation - 11/19					

*Either Sex

**Antlerless Only

¹ Up to four bonus permits may be used

² One bonus permit may be used

³ Earn-a-buck hunt

DEER—ARCHERY

Season Dates: Sept. 19-Dec. 31

Open Areas: Archery hunters can hunt statewide except in areas designated closed and Itasca State Park (deer area 287).

- Deer area 601 – Archery hunters in deer area 601 (metro deer management area) may take an unlimited number of antlerless deer.
- A person may not take deer by archery while in possession of a firearm.

YOUTH ANTLERLESS DEER AREAS

All archery hunters are restricted to buck only. A limited number of youth antlerless permits are offered for the firearm season only. Youth-only areas are listed on page 70.

LOTTERY DEER AREAS

All archery hunters can take a deer of either-sex in the lottery deer areas listed on page 71. Bonus permits are not valid in lottery deer areas. The bag limit is one deer total.

MANAGED DEER AREAS

Archery license holders who are hunting in a managed deer area can take a deer of either sex and may purchase and use one bonus permit to take an additional antlerless deer in one managed deer area. Refer to page 71 for a list of managed deer areas.

INTENSIVE DEER AREAS

Archery hunters who are hunting in an intensive deer area may purchase and use up to four bonus permits to take antlerless deer. Refer to page 71 for a list of intensive deer areas.

Archery special hunt areas

- Application dates and methods vary by special hunt. Please refer to the table for the basic information regarding the hunt. Additional information may be obtained by contacting the special hunt administrator.
- Prior to making application, please check with the location you are interested in hunting. Different municipalities have different regulations such as requiring bonus permit use, taking an antlerless deer first, written permission, and/or proficiency tests.

ARCHERY SPECIAL PERMIT AREAS

Prior to making application, please check with the location you are interested in hunting. Different municipalities have different regulations such as requiring bonus permit use, special regulations, written permission, and/or proficiency tests.

AREA NAME	NO. OF PERMITS	DATES	FEE	ADDRESS/WEB SITE	PHONE	DEADLINE
970 - Camp Ripley 1	2,500	10/15 - 10/16	\$8	mndnr.gov	888-646-6367	8/14
971 - Camp Ripley 2	2,500	10/30 - 11/1	\$8	mndnr.gov	888-646-6367	8/14
972 - Crow-Hassan Park Reserve	130	11/13 - 11/15	\$5	Three Rivers Park District Bow Hunt, 12615 Co. Rd. 9, Plymouth, MN 55441*	763-694-7840	9/3
973 - Murphy-Hanrehan Park Reserve	180	11/13 - 11/15	\$5	Three Rivers Park District Bow Hunt, 12615 Co. Rd. 9, Plymouth, MN 55441*	763-694-7840	9/3
974 - Cleary Lake Regional Park	55	11/13 - 11/15	\$5	Three Rivers Park District Bow Hunt, 12615 Co. Rd. 9, Plymouth, MN 55441*	763-694-7840	9/3
975 - Vermillion Highlands Research, Recreation, and WMA	60	9/19 - 11/1	None	MDNR, Vermillion Archery Hunt, 1200 Warner Road, St. Paul, MN 55106	651-322-4643	8/14
976 - New Ulm	50	10/10 - 12/31	\$40	New Ulm City Deer Hunt, 15 S. Washington St., New Ulm, MN 56073	507-233-6750	Orientation 9/3 8/27
977 - Red Wing	Unlimited	9/19 - 12/31	\$30	Red Wing Public Works, 229 Tyler Rd. S., Red Wing, MN 55066	651-385-3674	None
978 - Sandstone	Unlimited	9/19 - 12/31	None	City of Sandstone, 119 Fourth St., Sandstone, MN 55072 or samg@sandstone.mn.us	320-245-5241	None
979 - St. Cloud	70	9/19 - 12/31	\$15	St. Cloud Health and Inspections South, Department Deer Hunt, 400 2nd St. St. Cloud, MN. 56301 or www.ci.stcloud.mn.us	320-255-7214	8/14
980 - Taylors Falls	Unlimited	9/19 - 12/31	\$5	City of Taylors Falls, 637 1st St., Taylors Falls, MN 55084	651-465-5133	None
981 - Mankato	40	10/24 - 12/31	\$5	Mankato City Deer Hunt, PO Box 3368, Mankato, MN 56001	507-387-8646	None
982 - Granite Falls	10	9/19-12/31	\$10	Granite Falls City Deer Hunt, 930 4th St. Suite 3, Granite Falls, MN 56241	320-564-2129	8/31
983 - Ortonville	30	9/19 - 12/31	\$7.50	315 Madison Ave., Appleton, MN 56208	320-839-3428	8/31
984 - Canby	20	9/19 - 12/31	\$5	110 Oscar Ave. N, Canby, MN 56220	507-223-7295	8/14
985 - Bemidji	40	9/19 - 11/15	None	City of Bemidji Archery Deer Hunt, 317 4th St., Bemidji, MN 56601	218-759-3562	8/14

* www.threeriversparkdistrict.org/nrm


How to apply for archery special area permits

An application for an archery special area permit must be made on a form supplied separately by each special area. No other form of application will be accepted. Send your request for an application form with a stamped, self-addressed, business-sized envelope to the address listed for the special area where you wish to hunt. A person may apply for more than one special area, but not more than once for a specific hunt. There may be restrictions regarding applications. Please read material carefully before applying.

BEAR

REGULATIONS

Bear hunting regulations booklets have been distributed to all permit area hunters and are available to No-Quota hunters at license agents.

- The bag limit for bears is one per season in quota areas and two per season in the no-quota area. Hunters may purchase both quota and no-quota licenses.
- White bears may not be taken.
- Cub bears may not be taken.
- **Hunters are discouraged from shooting radio collared bears.**
- A tooth and rib sample must be submitted for all bears harvested.
- See bear hunting regulations booklet for additional information and 2009 bear quotas.
- A map of bear permit areas will be available at license agents.
-  • Prior to the opening day of archery season, portable stands may be left overnight in a wildlife management area by a person with a valid bear license who is hunting within 100 yards of a bear bait site that is legally tagged and registered. The stand must have affixed the person's name and address to the stand in such a manner that it can be read from the ground.

Important Dates:

August 14: Start of baiting.

September 1–October 18: 2009 Bear Season.

Late March 2010: Applications available.

May 7, 2010: Application deadline for the 2010 season.

LICENSING

Residents and nonresidents can participate in a drawing for licenses within bear permit areas, and they may purchase a license over the counter for the No-Quota Area.

MOOSE

The application deadline for the 2009 moose hunt was May 1, 2009. A total of 225 licenses were available in 30 zones in the northeastern part of the state. Northwestern Minnesota remains closed to moose hunting due to low population levels. Successful applicants will be notified in August and regulations and hunt information will be sent to each license holder.

Season dates for the 2009 moose hunt are October 3 to October 18. The Fond du Lac Band will conduct a moose hunt starting Sept. 26 and the 1854 Authority will conduct a hunt beginning Oct. 3. Hunters and trappers should be aware that there is a big game season open during the above dates in northeastern Minnesota.

Minnesota's moose hunt is for residents only, and since 1991 it has been a "once-in-a-lifetime" hunt.

The application deadline for the 2010 moose hunt is May 7, 2010.

ELK

The application deadline for the 2009 elk hunt was July 24, 2009. In total, 30 permits were issued in Grygla and Kittson County.

The application deadline for the 2010 elk hunt is July 16, 2010. There is a \$10 application fee per hunter and a license for a party of up to two hunters costs \$250. Applications will be accepted at ELS agents statewide.



TAX TIME IS YOUR TIME TO HELP WILDLIFE

Look for the line with the loon on your Minnesota tax form and donate to the Nongame Wildlife Checkoff. It's fast, easy, and tax deductible. Be part of the wildlife success story.

WATERFOWL

Important! Because waterfowl seasons and limits aren't approved until late summer, final information on waterfowl was not available when this booklet was printed.

Be sure to consult the Waterfowl Hunting Regulations Supplement available online in mid August or from ELS license agents and the DNR License Center in late August.

Migratory waterfowl are subject to both state and federal regulations.

- Waterfowl hunters must be in compliance with the Harvest Information Program (HIP). See page 37 for details.

Important Dates:

Season Openers: The regular waterfowl season opener will be October 3, 2009. The early September Canada Goose opener will be Sept. 5. Other waterfowl season information will be announced through news releases and in the Waterfowl Hunting Regulations Supplement, available in August.

Blind Reservations—Lac qui Parle: Hunters may apply to reserve hunting stations at Lac qui Parle Wildlife Management Area (WMA). Applications with the earliest postmark between August 24 and Sept. 16 will be accepted on a first-come, first-served basis. Additional details will be announced in early August.

Youth Waterfowl Hunt: Details will be announced in late August in the Waterfowl Hunting Regulations Supplement.

Protecting wetlands is crucial to ensuring healthy populations of ducks, pheasants, herons, and even deer. Minnesota leads the nation in protecting wetlands. Let's not lose that honor.

"Save the Wetlands"



Life vests now come in styles that make it easy to shoulder a gun.

WEAR YOUR LIFE JACKET.

Minnesota Department of Natural Resources

LICENSE REQUIREMENTS

Waterfowl hunters must have a Minnesota Small Game License in their possession while hunting unless they are exempt from a license requirement. See pages 20 and 37 for stamp and small game licensing details.

SPECIAL GOOSE HUNTS

A special \$4 permit is required to hunt Canada geese during the special September and late December seasons. One permit is good for both seasons. All persons must have the permit to participate in these hunts, except residents under age 18 or age 65 and over, and persons hunting on their own property. The permit is available from ELS license agents and the DNR License Center or by telephone. There is no deadline for purchasing the permit.

AVOID SPREADING INVASIVE SPECIES

Invasive species such as purple loosestrife, Eurasian watermilfoil, and zebra mussels can damage habitat for fish, waterfowl, and other wildlife. It is illegal to transport most aquatic plants and zebra mussels in or on boats, trailers, or decoys in boats, when on public roads. However, waterfowl hunters *may* use emergent aquatic plants, such as cattails and bulrushes, *cut above the waterline*, for building blinds. How to help:


- Switch to elliptical, bulb-shaped, or strap decoy anchors that won't collect submergent aquatic plants as easily.
- Inspect and remove aquatic plants, zebra mussels, and mud that are attached to decoy lines or anchors, and waders.
- Drain the water from boats and equipment.

WILD RICE

LICENSE REQUIREMENTS

Harvesting wild rice is open to Minnesota residents and nonresidents. Nonresidents must purchase a one-day license and residents may purchase either a season or one-day license. All harvesters are required to be licensed unless they are residents under 18 years of age and accompanied by a licensed harvester. Wild rice licenses are available from ELS license agents. Fees from wild rice harvest and buyer licenses are deposited in a special account for wild rice management.

SEASON DATES AND HOURS

 August 15 to September 30, from 9 a.m. to 3 p.m. daily. The harvest of “green” (unripe) wild rice is unlawful. See page 101. Several lakes are likely to have special restrictions in 2009 concerning the timing of opening day harvest. Watch for announcements in local media and online at mndnr.gov.

RESTRICTED AREAS

Conservation officers and other authorized agents of the Commissioner of Natural Resources may close the harvest on any public water by posting the known access points.

National Parks and National Wildlife Refuges are closed to wild rice harvesting, except when authorized by special permits. Harvest is allowed on state wildlife management areas, except where specifically closed by posting or rule.

VEGETATION

Destruction of wild rice plants by cutting, pulling, or removing is unlawful except when cut above the waterline and used for shooting or observation blinds. All aquatic vegetation must be removed from watercraft before leaving any body of water to prevent the spread of exotic vegetation such as purple loosestrife and Eurasian watermilfoil. (See box, page 99.)

WATERCRAFT

Watercraft used in harvesting wild rice may not exceed 18 feet in length or 36 inches in maximum width. Any extension that increases normal capacity is prohibited.

PUSH POLES

Push poles used to propel watercraft for harvesting wild rice must be forked at the end. The forks must be less than 12 inches in length.

FLAILS

Flails used to harvest wild rice must be made of round, smooth wood no longer than 30 inches and weigh no more than one pound. Flails must be hand held and operated.

MECHANICAL DEVICES

The use of any machine or mechanical device to harvest wild rice is prohibited unless the operator holds fee title to all the property that surrounds the public water where the harvest is taking place and the public water is less than 125 acres in size, within the original boundaries of any Indian reservation, and there is no public access directly or through a channel or watercourse.

PENALTIES

Any person violating any of the laws or rules pertaining to wild rice is subject to a fine up to \$1000 and/or 90 days in jail.

INDIAN RESERVATION RESTRICTIONS (GENERAL)

All native wild rice within the existing boundaries of the White Earth, Leech Lake, Bois Forte, Grand Portage, Fond du Lac, and Mille Lacs Indian Reservations is managed by the respective reservation wild rice committees. These committees establish the opening date, days, and hours of harvest no less than 24 hours prior to the opening. These regulations may be altered by the wild rice committees after the season has been announced by posting the major entrances to affected waters no less than 12 hours prior to the changes taking effect.

It is unlawful for any person to take wild rice grain from any of the waters within the original boundaries at the White Earth, Leech Lake, Nett Lake, Vermilion Lake, Grand Portage, Fon du Lac and Mille Lacs reservations except for Native Americans or residents of the reservation upon which said wild rice grain is taken.

SPECIAL LEECH LAKE INDIAN RESERVATION RESTRICTIONS

In addition to the above regulations, all non-tribal members must have Leech Lake Reservation permits to harvest or buy wild rice within the boundaries of the Leech Lake Reservation.

FOR YOUR INFORMATION

Wild Rice

Wild Rice Plants are fragile. Don't bend the stalks straight down or break them while harvesting. Instead, bend the plants forward and away from your body. Use a light brushing or raking motion to tap loose the ripened seeds. Wild rice is not ready for harvest if you have to use much force to knock the seeds loose from the plant. Harvesting should not be attempted during rainy days because the moisture makes the seeds more difficult to tap loose from the stalk.

Minnesota's wild rice harvesting season opens August 15 each year, although wild rice is not likely to be ripe enough to harvest at that time. The earliest that wild rice will generally mature is sometime after the third week in August. How soon depends on the individual stands and the weather. Rice is ready for harvest when the seeds fall easily from the plant. Attempting to harvest "green" or unripe rice damages the plant and is illegal.

Wild rice is an important food plant for both people and wildlife. Low in fat but high in protein, fiber, B vitamins and minerals, wild rice is higher in overall nutritional value than white rice, oats, barley, wheat or rye. This aquatic member of the grass family is also an important part of the ecology of many Minnesota lakes and rivers.

Sprouting from seeds each year, wild rice generally reaches the water surface by mid June. The leaves lay flat on the surface until July when the plant begins to strengthen and grow erect. It is during the floating leaf stage that plants are particularly vulnerable to uprooting by rapidly increasing water-levels. Manmade water control structures, beaver dams, and other channel-clogging debris downstream of wild rice areas are a threat to wild rice production. By August wild rice will reach 2 to 8 feet above the water and the seed heads will begin to fill out.

More information on wild rice is available online at http://files.dnr.state.mn.us/fish_wildlife/legislative/20080215_wild_ricestudy.pdf

PUBLIC LANDS & WILDLIFE REFUGES

STATE WILDLIFE MANAGEMENT AREAS

All public land in state-owned Wildlife Management Areas (WMAs) is open to the hunting of all species of protected wild animals and trapping of mammals during the established seasons found in this booklet, except as follows:

General Restrictions

- **Trespass:** Portions of WMAs posted closed to trespassing may not be entered without DNR authorization.
- **Closed Hours:** WMAs may not be entered or used during closed hours if posted with these restrictions at major access points, except by permit.
- **Camping:** Camping is prohibited except in designated overnight-use areas or with a permit from the wildlife manager. A vehicle, trailer or tent lawfully left overnight must be occupied or attended.
- **Alcohol:** Alcoholic beverages may not be consumed, except by persons lawfully occupying an overnight-use area.
- **Firearms and Target Shooting:** Target, skeet, trap, or indiscriminate shooting is prohibited. A person may not possess an uncased or loaded firearm or an uncased or strung bow, except when lawfully taking a wild animal or by permit.
- **Destruction or Removal of Property:** Signs, posts, fences, gates, buildings, trees, shrubs, vines, plants, or other property may not be destroyed or removed (including use of metal detectors to remove property), except as follows: Wetland vegetation may be used to build blinds on the area, and edible fruits and seeds, or decorative portions of plants may be removed for personal use.
- **Garbage Disposal and Animal Abandonment:** Disposing of or abandoning live animals, carcasses, garbage, trash, spoil, sludge, rocks, vehicles, or other debris or personal property on any WMA is prohibited.
- **Hunting, Fishing, and Trapping Equipment:** Boats, decoys, and other equipment must not be left unattended overnight, with the exception of traps in areas open to trapping and fish houses or dark houses in certain designated WMAs.
- **Blinds and Structures:** A person may not construct or maintain any building, dock, fence, billboard, sign, or other structure on any WMA, except that temporary waterfowl blinds may be erected, but

may not become private property or be used to preempt hunting rights. Any materials brought into a WMA for the construction of a blind must be removed each day at the close of hunting hours.

- **Elevated Stands:** A person may not construct, occupy, or use any elevated scaffold or other elevated device for the purpose of hunting, watching, or killing wild animals, except that portable stands may be used if they are removed each day at the close of hunting hours and do no permanent damage. Prior to the opening day of archery deer season (Sept. 19), portable stands may be left overnight in a wildlife management area by a person with a valid bear license who is hunting within 100 yards of a bear bait site that is legally tagged and registered. The stand must have affixed the person's name and address to the stand in such a manner that it can be read from the ground.
- **Dogs:** Dogs are permitted on WMAs only when accompanied by or under the control of the owner. From April 16 through July 14, dogs must be on a leash. A person training a dog on a WMA may not use live ammunition or blank cartridges, including the use of blanks in dummy launchers or similar devices.
- **Other Domestic Animals:** Livestock, horses, and other domestic animals, are not permitted on WMAs except under cooperative agreement or permit approved by the wildlife manager.
- **Unprotected Animals:** Unprotected wild animals may be taken from September 1 through the last day of February, or by any person legally hunting a protected species, unless the area is specifically closed.
- **Beaver and Otter:** Beavers and otters may only be taken by permit issued by the wildlife manager.
- **Crows:** Crows may be taken during established seasons, unless the area is specifically closed.

WMAs with Special Restrictions

- **Becklin Homestead Park WMA** (Isanti County) is only open to special disabled hunts.
- **Bass Brook WMA** (Itasca County) is closed to firearms hunting and trapping. It is open to archery deer hunting.
- **Bayport WMA** (Washington County), **Hastings WMA** (Dakota County), and **Raguet WMA** (Scott and Carver counties): These areas are closed to the trapping of unprotected mammals except when there is an open trapping season for any protected species. Firearms must be unloaded and contained in a case, except in designated hunting areas during the season for the taking of small game when shotgun with fine shot only is permitted. The possession and use of bows and arrows are limited to the designated hunting areas during established hunting seasons.
- **Boerner WMA** (Sibley County), **Buelow WMA** (Steele County),

Bryson WMA (Freeborn County), **Chapa Kak-Say-Za WMA** (Steele County), and **Hutchinson WMA** (McCleod County):

These areas are closed to the hunting and trapping of all species.



Sand Prairie WMA is closed to the hunting and trapping of all species except for special hunts by people with disabilities.

- **Carl and Verna Schmidt WMA** (LeSueur County) **Bur Oak WMA** (LeSueur County) and **Pine City WMA** (Pine County) are closed to hunting of all species.
- **Gold Portage WMA** (Koochiching and St. Louis counties): This area is open only to waterfowl hunting.
- **Hearding Island WMA** and **Interstate Island WMA** (St. Louis County) are closed to the hunting of all species.
- **Uppgaard WMA** (Crow Wing County): This area is open to hunting beginning on the opening day of waterfowl hunting.
- **Gordon F. Yeager (Rochester) WMA** (in the Rochester Refuge, Olmsted County) **Eastside WMA** (Olmsted County), and **Carl Schmidt WMA** (Morrison County): These areas are closed to waterfowl hunting. Firearms are restricted to shotgun with fine shot only for small game hunting on **Gordon F. Yeager WMA**, and deer hunting is archery only.
- **Lac qui Parle, Thief Lake, Talcot Lake, and Orwell WMAs** Small game hunting is restricted in the Controlled Goose Hunting Zones.
- **Lake Blanche WMA** (Ottertail County): This area is closed to firearms deer hunting.
- **Mentel WMA** (Mower County) is closed to all firearms hunting, but it is open for trapping and archery hunting.
- **Talcot Lake WMA** Small and big game hunting is restricted in the controlled hunting zone.
- **Rice Lake WMA** (St. Louis County): The posted area is closed to all trespass from September 15 through July 31. Canoeing, bird-watching, and wild rice harvest (during the wild rice season) is allowed from August 1 – September 14. Hunting and trapping is prohibited in the posted area.
- **Timber Lake WMA** (Jackson County): A portion of this area is closed to firearms deer hunting (as posted).
- **Pike Bay WMA** (St. Louis County): This area is closed to trapping of all species.
- **Schrafel WMA** (Mower County): This area is closed to trapping and firearms hunting. Open to archery deer hunting.
- **Hvoslef WMA** (Fillmore County): This area is open to archery hunting only from September 1 through October 31 and during the spring turkey season. Firearms hunting (no centerfire rifles) is allowed from November 1 through December 15.

- **Wesley E. Olson WMA** (Big Stone County), **Tom Cliff WMA** (Waseca County), **Somsen WMA** (Brown County), are closed to hunting.
- **Lac Qui Parle WMA** (Lac Qui Parle County), **Moonan WMA** (Waseca County), **Two Rivers WMA** (Redwood County), and the **Perched Valley WMA** (Goodhue County) have buffer areas posted closed to hunting.
- **Roseau River WMA** (Roseau County), The Pool 1 Sanctuary is open for deer hunting during the muzzleloader season.
- **Vermillion Highlands:** A Research, Recreation and Wildlife Management Area (Dakota County) is open to archery, firearms and muzzleloader deer hunting by special lottery only and is open to late season goose hunting and spring turkey hunting. Pheasant hunting is available on a first come first served basis by designated parking slots from the last day of the muzzleloader season through the last day of pheasant season. Contact the Vermillion Complex Wildlife Office for questions at 651-322-4643

Note: All trappers must, regardless of furbearers taken, obtain a permit from the area manager on the following WMAs: **Carlos Avery** (Anoka and Chisago counties), **Hubbel Pond** (Becker County), **Red Lake** (Beltrami and Lake of the Woods counties), **Lac qui Parle** (Big Stone, Lac qui Parle, Swift, and Chippewa counties), **Mille Lacs** (Mille Lacs and Kanabec counties), **Roseau River** (Roseau County), **Talcot Lake** (Cottonwood and Murray counties), **Thief Lake** (Marshall County), **Vermillion Highlands** (Dakota County) and **Whitewater** (Olmsted, Wabasha, and Winona counties).

Wild Rice

A person may harvest wild rice in a WMA, except where specifically closed. (See pages 99-101 for more information.)

Ginseng

A person may not harvest wild ginseng in a WMA, except by permit. The season opens Sept. 1.

Motor Vehicles

The following regulations apply to motor vehicle use on WMAs other than on federal, state, county, or township roads:

- Motor vehicles licensed for use on a public highway may be operated on established roads on the following WMAs, but not at speeds over 20 m.p.h. unless posted otherwise. No vehicles may be driven beyond a sign prohibiting vehicular use, beyond any constructed vehicle barrier, or in a reckless or careless manner. The areas are: **Carlos Avery** (Anoka and Chisago counties), **Hubbel Pond** (Becker County), **Mille Lacs** (Kanabec and Mille Lacs counties), **Red Lake** (Beltrami

and Lake of the Woods counties), **Roseau River** (Roseau County), and **Thief Lake** (Marshall County).

- Vehicles are prohibited on all other WMAs. The exception is that vehicles may be operated at speeds of 20 mph or less, on travel routes designated with signs for travel purposes.
- No vehicle may be parked in front of any gate or where it obstructs travel.
- No person may operate an all-terrain vehicle (ATV), all-terrain cycle (ATC), hang glider, air boat, personal watercraft (jet-ski), or hovercraft in a WMA unless specifically authorized.
- On Wildlife Management Areas north and west of the line described below an ATV may be used by a licensed firearms deer hunter who does not possess a firearm (cased or uncased) to retrieve and transport a deer that is known to be dead from the close of shooting hours to two hours after the close of shooting hours during the regular firearms deer season and for one day after the season: beginning at State Highway 1 from the west boundary of the state to State Highway 89, then north along State Highway 89 to Fourtown, then north on County State Aid Highway 44 to County Road 704, Beltrami County, then north on County Road 704 to Dick's Parkway State Forest Road, then north on Dick's Parkway to County State Aid Highway 5, then north on County State Aid Highway 5 to Warroad, then north on State Highway 11 to State Highway 313, then north on State Highway 313 to the north boundary of the state.
- On wildlife management areas within the area described as follows, a licensed deer hunter may operate an all-terrain vehicle during the firearms deer season before and after shooting hours and from 11 a.m. to 2 p.m.: from State Highway 1 and the west boundary of the Red Lake Indian Reservation; then west to State Highway 219; then north on State Highway 219 to State Highway 89; then north to State Highway 89 to County Highway 6; then east on County Highway 6 to County Highway 54 and County Highway 1 (Beltrami/Marshall county line); then north along the Beltrami/Marshall county line to the Roseau county line; east on the Beltrami/Roseau county line to Dick's Parkway, then south on Dick's Parkway to County Road 704, Beltrami county; then south to County State-aid Highway 44 to Fourtown; then south on State Highway 89 to the north boundary of the Red Lake Indian Reservation, then west and south following the boundary of the Red Lake Indian Reservation to the beginning.
- Without written permission from the DNR, no person may operate a snowmobile in a WMA south of a line described as follows: U.S. Highway 2 from Grand Forks east to Bemidji, then south along U.S. Highway 71 to Wadena, then east along U.S. Highway 10 to Staples and U.S. Highway 210 to the eastern boundary of the state.

- No person may use aircraft over a WMA in a manner that chases, herds, scares, or otherwise disturbs wildlife, except in emergencies or by authorization of the wildlife manager.



Blinds for Hunters With Disabilities

The Lac qui Parle, Talcot Lake, and Whitewater Wildlife Management Areas have a limited number of goose hunting blinds for hunters with disabilities. Talcot Lake WMA and Roseau River WMA each have a wheelchair accessible deer blind for firearms hunting. For more information, write to: Lac qui Parle WMA, 14047 20th St. NW, Watson, MN 56295; Talcot Lake WMA, 40249 Co. Rd. 7, Dundee, MN 56131; Roseau River WMA, HCR#5 Box 103, Roseau, MN 56751; or Whitewater WMA, 15035 Highway 75, Altura, MN 55910.

Motorized Watercraft

The use of outboard motors (including electric trolling motors) or motorized water vehicles (including amphibious vehicles) is prohibited on waters within the boundaries of most state WMAs, except as follows:

Motorized Watercraft Permitted	
AREA	COUNTY
Gold Portage WMA	Koochiching and St. Louis
Gores (Mississippi River Pool 3) WMA	Goodhue and Dakota
Lac qui Parle WMA (except where posted)	Big Stone, Lac qui Parle, Chippewa, and Swift
Mud-Goose WMA* (except on any day the waterfowl season is open)	Cass
Orwell Reservoir*	Otter Tail
Roseau River WMA**	Roseau
South Walnut Lake WMA*	Faribault
Swamp River WMA	Cook
Talcot Lake WMA***	Cottonwood and Murray
Thief Lake WMA*	Marshall

* Motor size is restricted to 10 horsepower or less on these units.

** There are no motor limits on the main channel and oxbows of the Roseau River. Elsewhere on the Roseau River WMA, only motors of 10 horsepower or less may be used and only on days that the waterfowl season is open.

*** On the Talcot Lake WMA, motors are permitted on the lake (except on any day that the waterfowl season is open) but are prohibited on the river and marshes at any time of year.

(continued on page 111)

Hunting and Trapping on State Game Refuges
Refuges may be private property. Landowner permission may be required.

County	Refuge	Small Game (Except waterfowl)	Trapping	Waterfowl	Deer & Bear (Firearms)	Deer & Bear (Archery)
Anoka & Isanti	Anoka/Isanti	Closed	Closed	Closed	Closed	Open□++++
Beltrami	Bemidji	Open through Nov. 5	Open for beaver, mink, muskrat & otter	Closed☆	Closed†	Open
Blue Earth & Le Sueur	East Minnesota River	Closed+++	Closed	Closed	Closed	Open
Chisago Clay	Linn Lake Clay County	Open* Closed++	Open Closed	Open Closed***	Open Open	Open Open
Crow Wing	Cross Lake	Closed	Open	Closed	Closed	Open
Dakota	Bellwood	Closed	Open	Closed	Closed	Open
Dakota & Rice	Carleton	Closed	Closed	Closed	Closed	Open from Nov. 26 through end of season□++++
Dodge	Claremont	Open*	Open	Closed**	Closed†	Open
Douglas	Evansville	Closed	Open	Closed***	Open	Closed
Douglas	Lake Winona	Closed	Open	Closed	Closed	Closed
Freeborn	Moscow	Open*	Open	Closed**	Open	Open
Freeborn	Albert Lea	Open*	Open	Closed	Open	Open
Hubbard	Paul Bunyan	Open through Nov. 5	Open	Closed	Closed†	Open
Hubbard	Park Rapids	Closed	Open	Closed	Closed	Open□

* Also open to wild turkey hunting.
** Except goose hunting.
*** Except open to Canada Goose Hunting during early September season.
† Except during muzzleloader deer season.
++ Except open for prairie chicken.
+++ Except turkey hunting by archery only.
++++ Landowner requires written permission.
☆ Open to Canada goose during early September season, except Lake Bemidji, Mississippi River, and Stump Lake.
□ Deer only



County	Refuge	Small Game (Except waterfowl)	Trapping	Waterfowl	Deer & Bear (Firearms)	Deer & Bear (Archery)
Hubbard	Schoolcraft	Open through Nov. 5	Open	Closed	Closed	Open
Isanti	Elizabeth Lake	Open*	Open	Closed****	Open	Open
Isanti	German Lake	Open*	Open	Closed****	Open	Open
Itasca	Lower Pigeon Lake	Closed	Closed	Closed	Open	Open
Itasca	Pigeon River Flowage	Closed	Closed	Closed	Open	Open
Kanabec	Fish Lake-Ann River	Open*	Open	Closed	Open	Open
Martin	Fox Lake	Open	Open	Closed**	Open	Open
McLeod	Glencoe Izaak Walton League	Closed	Open	Closed	Closed	Closed
McLeod	Gopher Campfire	Closed	Open	Closed	Closed	Closed
Meeker	Lake Ripley	Open after duck season	Open after duck season	Closed	Closed	Closed
Morrison	Camp Ripley	Closed	Closed	Closed	Closed	Open for deer only by permit
Mower	Austin	Open	Open	Open	Open	Open
Nicollet	Swan Lake No. 2 (south island only)	Open	Open	Open	Open	Open
Nobles	Ocheda Lake	Open****	Open	Closed**	Open****	Open****
Olmsted	Rochester	Open*	Open	Closed**	Open	Open
Otter Tail	Erhard's Grove	Open*	Closed	Closed	Open	Open
Otter Tail	Little Pine Lake	Closed	Open	Closed	Closed	Closed
Pine	Pine County Unit 2	Open	Open	Open	Closed	Open

* Also open to wild turkey hunting.
 ** Except for Canada geese as announced separately.
 *** The boundaries of this refuge have changed as posted.
 **** Except for early goose seasons, and youth participating in designated hunting mentoring program.
 ***** Except from the first day of the duck season through December 1, excluding the Youth Waterfowl Hunt.
 □ Deer Only
 + + + + Landowner requires written permission.



Refuges may be private property. Landowner permission may be required.

County	Refuge	Small Game (Except waterfowl)	Trapping Waterfowl	Deer & Bear (Firearms)	Deer & Bear (Archery)
Pipestone	Hiawatha	Open (shotgun only)	Open	Closed	Open
Polk	Oak Lake	Closed	Open	Closed	Closed
Polk and Clearwater	Polk-Clearwater	Closed	Open	Closed	Open
Rice	Nerstrand	Open ^{††}	Open ^{††}	Open ^{††}	Open ^{††}
Roseau	Warroad	Closed	Open	Closed	Closed
Sherburne	Clear Lake	Closed	Closed	Open [□]	Open [□]
Sherburne	Sand Dunes	Open	Open	Open	Open
Sherburne and Stearns	St. Cloud	Closed	Closed	Closed	Open ^{***}
Stearns	Stearns County (south of Kimball)	Open [*]	Open	Open	Open
Stearns	Collegeville (St. Johns)	Closed	Closed	Open ^{††}	Closed
Watonwan	Madelia	Open	Open	Open	Open
Watonwan	St. James	Closed	Open	Closed	Closed
Washington	St. Croix River	Open [*]	Open	Open	Open
Washington	Stillwater	Open [*]	Open	Open	Open
Wilkin	Sunnyside Twp.	Closed	Open	Closed	Closed
Winona	Whitewater	Open [*]	Open by permit [□]	Open by permit [□]	Closed
Wright	Howard Lake	Closed	Open	Closed	Closed
Yellow Medicine	Hanley Falls	Closed	Closed	Closed	Open

^{*}Also open to wild turkey hunting.
^{**}Except for Canada geese as announced separately.
^{***}Special permit from City of St. Cloud required.

^{††}Landowner requires written permission.
^{†††}Boundary changed, as posted.
[□] Deer Only

(continued from page 107)

STATE REFUGES

GAME REFUGES

A state game refuge is closed to the hunting and trapping of wild animals unless listed below or in the table (pages 108-110). *Even though a refuge may be open, it could contain privately owned land on which the landowner may prohibit hunting.*

General Restrictions

- A person may not trap beaver or otter within any state-owned game refuge without first obtaining a permit from the appropriate wildlife manager.
- Unprotected wild animals may be taken when there is an open season for any protected species, but only during the hours and by methods allowed for the protected species.

Lac qui Parle Game Refuge (Chippewa and Lac qui Parle counties) is open under the following restrictions:

The portions of the refuge within the Lac qui Parle State Park, Lac qui Parle Mission Site, or portions that are posted with “State Wildlife Sanctuary – Do Not Trespass” signs are closed to hunting or the carrying or possession of firearms or bows unless the firearm is unloaded and cased or unloaded and contained in the closed trunk of a vehicle. The remainder of the refuge is open to:

- 1) waterfowl hunting only during the open Canada goose season in the West Central Zone, only at designated hunting stations;
- 2) deer hunting; and 3) small game hunting other than waterfowl, except from **Saturday, Oct. 10** through **Dec. 1**, the last day of the open Canada goose season in the West Central Zone when small game hunting is allowed only at designated hunting stations. Small game hunting is not allowed on closed Canada goose hunting days during a split goose season. No unauthorized person may trespass during the dates posted on any part of the refuge posted with “State Wildlife Sanctuary – Do Not Trespass” signs. The exceptions are as follows:

- 1) Fishing is permitted in the posted closed area
- 2) no person may trespass on Rosemoen Island at any time of the year, except for permitted participants in disability hunts or those with specific authorization.

Rochester Refuge (Olmsted County)

Unprotected animals may be taken at any time and by any legal method.

Talcot Lake Game Refuge (Cottonwood County)

The Talcot Lake Game Refuge is open to waterfowl hunting only at designated hunting stations only during the Canada goose season. The Talcot Lake Waterfowl Refuge is closed to waterfowl hunting, except for persons with disabilities hunting geese at designated hunting stations.

DUCK REFUGES AND DUCK SANCTUARIES

From September 1 through the final day of the duck season, or as otherwise posted, a person may not hunt, trap, fish, or trespass on portions of state wildlife management areas or federal waterfowl production areas that are posted to prohibit trespass.

GOOSE OR WATERFOWL REFUGES

State goose refuges are closed to goose or waterfowl hunting (as posted) except when specifically opened during special seasons (see the Waterfowl Hunting Regulations Supplement available in August). Other forms of hunting and trapping are permitted during the established seasons.

STATE FORESTS

State forest lands are generally open for hunting and other types of outdoor recreation. Hunting on private land within a state forest is subject to state trespass laws. A partial summary of state forest use regulations is included below. A complete listing is available from the DNR.

Elevated Scaffolds

- The use of portable tree stands is recommended, especially those which can be secured without driving nails into trees. Nails are a safety hazard for woodcutters and harm the forest. Personal property must be removed from State Forest lands. It is illegal to destroy state property, including the cutting of trees for shooting lanes. Littering and erecting permanent buildings are prohibited.
- Any permanent unoccupied stand or blind on public land is public and not the property of the person who constructed the stand.

Firewood

Wood that is dead and lying on the ground may be gathered for campfire use on site. Only approved firewood is allowed to be brought onto DNR lands, see page 36.

Campfires

No permit is required for recreational campfires of less than 3 feet in diameter, in an area cleared of combustible materials for 5 feet around the fire.

Firearms

- Firearms may be discharged in compliance with the law on forest lands that are not posted closed to firearm discharge.
- Firearms must be unloaded and cased while in or within 200 feet of a forest recreation area (campground, day use area, parking area), except that during open hunting seasons a person may carry an unloaded, uncased firearm or a strung, uncased bow to hunt outside the recreation area.

Camping

Camping on forest lands outside of developed campgrounds is permitted, with some conditions.

Personal Property

Personal property may not be left or positioned so as to obstruct use of a road or trail. Personal property left unattended for 14 days shall be deemed abandoned.

Motor Vehicle and Off-Road Rules

State forest lands are classified by the commissioner for purposes of motor vehicle use. Motor vehicle use is regulated as follows:

State Forest Lands Classified as “Managed”:

Motor vehicles may use forest roads and routes **unless** they are posted or designated **closed**.

State Forest Lands Classified as “Limited”:

- Highway licensed vehicles are allowed on signed forest roads unless posted or gated closed.
- Off highway vehicles may operate on signed roads and trails.
- ATV travel off of signed motor vehicles trails or forest roads is prohibited except when the hunter/trapper exception applies.
- A person may use motor vehicles on forest trails that are not designated for a specific use when: 1) hunting big game or transporting or installing hunting stands during October, November, and December, when in possession of a valid big game hunting license; 2) retrieving big game in September, when in possession of a valid big game hunting license; 3) tending traps during an open trapping season for protected furbearers, when in possession of a valid trapping license; or 4) trapping minnows, when in possession of a valid minnow dealer, private fish hatchery, or aquatic farm license.

State Forest Lands Classified as “Closed”:

- Motor vehicles are **not allowed** except:
- Vehicles licensed for highway use may only use signed forest roads unless they are posted or gated closed.
- Vehicles may operate on frozen public waters where it is not otherwise prohibited.

Limited, Closed and Managed State Forests

The following state forests are classified as **LIMITED:** Badoura, Bear Island*, Bowstring, Buena Vista (portions), Burntside* (portions outside BWCAW), Chengwatana, Cloquet Valley** (portions), Crow Wing, D.A.R.*, Emily, Finland (portions), Fond du Lac, Foothills, General C.C. Andrews, George Washington** (portions), Golden Anniversary, Hill River*, Huntersville, Land O' Lakes*, Lake Jeanette* (portions outside BWCAW), Lyons, Mississippi Headwaters, Nemadji, Pat Bayle, Paul Bunyan, R.J. Dorer Memorial Hardwood (no areas where big game hunter/trapper exemption applies), Remer, Rum River, Savanna*, St. Croix, Smoky Hills, Snake River* (portions), Solana, Sturgeon River** (portions inside SNF), Two Inlets, Wealthwood, White Earth**, Waukenabo*.

The following state forests are classified as **CLOSED:** Battleground, Birch Lakes, Buena Vista (portions), Burntside (portions inside the BWCAW), Cloquet Valley** (portions), Finland (portions), George Washington** (portions), Insula Lake, Lake Isabella, Lake Jeanette (only portions in BWCAW), Pillsbury, Sand Dunes, Snake River** (portions), Welsh Lake, Whiteface River. **Note:** these lists are subject to change as additional forest review is completed. See the following link for the most current status, or contact the DNR Information Center (see page 127): mndnr.gov/input/mgmtplans/ohv/designation/status.html

The following state forests are classified as **MANAGED:** Beltrami Island, Big Fork, Blackduck, Cloquet Valley (portions), Finland (portions), George Washington (portions), Grand Portage, Kabetogama, Koochiching, Lake of the Woods, Lost River, Northwest Angle, Pine Island, Red Lake, Smokey Bear, Sturgeon River (portions outside Superior NF).

* Effective Sept. 1, 2009,

** Effective Dec. 31, 2009

Motor Vehicle Restrictions (On state forest and county lands within state forests where motor vehicles are allowed)

- No motor vehicle operation is allowed on designated nonmotorized trails, unless also posted open for a motorized use.
- Motor vehicles or snowmobiles may not operate on forest lands in a manner that causes erosion or rutting, or that damages or destroys trees or growing crops. The no-rutting provision does not apply on designated motorized trails.
- Motor vehicles or snowmobiles may not operate within the boundaries of an area that is posted and designated as closed to such use.
- Motor vehicles on state forest roads must: travel at a reasonable speed; obey posted speed limits, parking and traffic regulation signs; observe road closures; and may not damage the road, land or other natural resources.
- Cross country travel (off roads and trails) is prohibited. Exceptions to the ban (for both limited and managed forests) are:
 - › ATV use for big game hunting or constructing stands from October through December is allowed;
 - › ATV use for retrieving harvested big game is allowed from September through December; and
 - › ATV use for trapping is allowed during open seasons for protected furbearers.

Note: *These exceptions apply only to Class 1 All Terrain Vehicles (ATVs) less than 960 cc engine displacement and 900 pounds total weight—motorcycles, trucks, and class 2 are not allowed to travel cross-country.*

- Construction of unauthorized permanent trails on forest lands is prohibited.
- Areas with Limitations are areas within state forests where the big game hunter/trapper exceptions do not apply. These are areas of no motorized travel and provide walk-in hunting opportunities. All ingress points are signed with the orange sign “Area with Limitations.”
- In the **Richard J. Dorer Memorial Hardwood Forest**, motor vehicles and snowmobiles may operate only on forest roads that are not posted closed and on forest trails that are designated for motorized use. No motorized travel is allowed off of designated trails under any circumstances. *Motorized trails are open to ATVs and OHMs from May 1 to November 1.*

Nonmotorized Trails

Nonmotorized trails are open to nonmotorized uses, but may be limited by postings. In the Richard J. Dorer Forest, horses and bicycles may travel only on designated trails.

STATE SCIENTIFIC AND NATURAL AREAS

State Scientific and Natural Areas (SNAs) are closed by law to hunting unless listed below. No person may damage vegetation on SNAs and no motor vehicles may be used.

In Scientific and Natural Areas open to hunting, portable stands and elevated scaffold may be used if it is removed each day at the close of shooting hours and does no damage to trees or other vegetation. Nails, spikes, screws or other devices that damage the bark of trees are prohibited.

SNAs Open to Hunting in 2009

COUNTY	AREA	OPEN FOR:
Aitkin	McGregor Marsh SNA	All hunting
Beltrami	Maurice O'Link SNA	All hunting
Brown	Joseph A. Tauer Prairie SNA	All hunting and trapping
Carlton	Hemlock-Ravine SNA*	Deer only, by permit
Carver	Seminary Fen SNA	Deer only, by archery
Chisago	Franconia Bluffs SNA	All hunting
Clay	Felton Prairie SNA, Bicentennial Unit only	Deer only
Clearwater	Iron Springs Bog SNA	Deer only
Clearwater	Itasca Wilderness SNA	Deer only
Cook	Hovland Woods SNA	All hunting
Cook	Myhr Creek Ridge SNA	All hunting
Cook	Spring Beauty Ridge SNA	All hunting
Fillmore	Rushford Sand Barrens SNA	All hunting
Goodhue	Cannon River Turtle Preserve SNA	All hunting
Houston	Mound Prairie SNA (Only the portion north of Hwy 16.)	All hunting
Itasca	Chisholm Point Island SNA	Deer only, by archery
Itasca	Ladies Tresses Swamp SNA	All hunting
Itasca	Lost 40 SNA	All hunting
Itasca	Wabu Woods	All hunting
Koochiching	Caldwell Brook SNA	All hunting
Lake of the Woods	Gustafson's Camp SNA	All hunting and trapping
Lake of the Woods	Pine/Curry Island SNA	Waterfowl only
Mahnomen	Santee Prairie SNA	All hunting
Morrison	Lake Alexander SNA	Deer only, by permit
Norman	Prairie Smoke Dunes SNA	Deer hunting only
Pine	Black Lake Bog SNA	All hunting and trapping
Polk	Gully Fen SNA	Deer only, by archery
Redwood	Cedar Mountain SNA	Deer only, by archery
Rice	Prairie Creek Woods SNA	Deer only, by permit
Roseau	Two Rivers Aspen Parkland Prairie SNA	All hunting
Sherburne	Uncas Dunes SNA	All hunting
St. Louis	Big Island SNA	Waterfowl only
St. Louis	Moose Mountain SNA	Deer only archery 9/19-11/22 firearm 11/7-11/22
Stearns	St. Wendell Tamarack Bog SNA	All hunting
Wabasha	Zumbro Falls Woods SNA	Deer only, by permit
Winona	King and Queen's Bluff SNA*	Deer only, by permit

* Hunts are associated with special hunts in State Parks.

Peatland SNAs Open to All Trapping and Hunting

COUNTY	PEATLAND SNA
Beltrami	Red Lake Peatland
Cass	Hole-in-the-Bog Peatland (Except Hole-in-the-Bog Lake, which is a waterfowl refuge.)
Koochiching	East Rat Root River Peatland
Koochiching	Lost River Peatland
Koochiching	Myrtle Lake Peatland
Koochiching	Nett Lake Peatland
Koochiching	North Black River Peatland
Koochiching	South Black River Peatland
Koochiching	West Rat Root River Peatland
Lake	Sand Lake Peatland
Lake of the Woods/Beltrami	Mulligan Lake Peatland
Lake of the Woods	Norris Camp Peatland
Lake of the Woods	Winter Road Lake Peatland
Roseau	Luxemborg Peatland
Roseau	Pine Creek Peatland
Roseau	Sprague Creek Peatland
St. Louis	Lost Lake Peatland
St. Louis	Wawina Peatland

STATE PARKS AND STATE RECREATION AREAS OPEN TO PUBLIC HUNTING

All or portions of the state parks and state recreation areas (SRA) listed below are open to public hunting, or public hunting and trapping according to Minnesota regulations unless otherwise noted below. Maps showing the areas where hunting and trapping is allowed within each of these units are available online at mndnr.gov/state_parks/index.html. Hunters and trappers should refer to these maps in the field to ensure they are within the portion of the state park or state recreation area where these activities are permitted.

With the exception of restrictions on firearms and traps, all state park rules remain in effect throughout the hunting and trapping seasons.

Portable stands may be used if they are removed each day at the end of shooting hours and do no damage to trees or other vegetation. Nails, spikes, screws or other devices that damage the bark of trees are prohibited.

Note: Hunters and anglers are reminded to carefully review maps while hunting or trapping on the following areas. Maps are available online http://www.dnr.state.mn.us/state_parks/index.html.

Big Bog State Recreation Area

Most of the northern portion of Big Bog SRA is open to public hunting and trapping. Hunting and trapping is not allowed on Ludlow Island and vicinity or the boardwalk.

Cuyuna Country State Recreation Area

Much of Cuyuna Country State Recreation Area is open to public hunting, but closed to trapping.

Forestville Mystery Cave State Park

Approximately 430 acres of the park is open to public hunting but closed to trapping.

Garden Island State Recreation Area

Much of Garden Island State Recreation Area is open to public hunting but closed to trapping.

George H. Crosby Manitou State Park

The portion of the park which is east of the Manitou River and north of Minnesota Highway 61 (approximately 3,000 acres) is open to public hunting but closed to trapping.

Split Rock Lighthouse State Park

Approximately 50 acres in the far northern part of the park is open to public hunting but closed to trapping. See map for location.

Temperance River State Park

Approximately 600 acres of Temperance River state park is open to public hunting but closed to trapping. The area is located north of Minnesota Highway 61 and adjacent to the Cross River on both sides.

Tettegouche State Park


Much of the southern half of the park (approximately 3,700 acres) known as the Palisade Valley unit is open to public hunting and trapping.

FEDERAL LANDS

NATIONAL WILDLIFE REFUGES & WATERFOWL PRODUCTION AREAS

National Wildlife Refuges (NWRs) and Federal Waterfowl Production Areas (WPAs) are open to public hunting except where prohibited otherwise. Migratory birds, upland game birds, small game, big game, and furbearers may be hunted and trapped in accordance with state and federal seasons and regulations. Consult the NWRs and Wetland Management District (WMDs) managers for other specific public use regulations.

General Restrictions

- Small game hunters using shotguns are required to use and possess only nontoxic shot.
- Small game hunters must wear an article of blaze orange clothing consistent to the state's regulations.
- Target shooting is prohibited.
- During the small game season, hunting dogs must be under the immediate control of the hunter at all times. Training and allowing pets off leash are prohibited at all other times.
-  • Motorized vehicles are prohibited on all NWRs and WPAs, except on designated parking areas, access roads, and public roads. Permits to operate vehicles on other roads may be available for hunters with disabilities. Consult the Managers.
- Motorized watercraft are prohibited on all WPAs and are restricted on most NWRs. Motorized watercraft are allowed without a permit on designated waters of the Tamarac and Upper Mississippi National Wildlife Refuges.
- Camping, campfires, and overnight parking are prohibited on all WPAs, including designated parking areas. Camping, campfires, and overnight parking are restricted on most NWRs. Consult the Managers.
- The use of nails, wire, screws or bolts to attach a stand to a tree, or hunting from a tree, into which a metal object has been driven or screwed to support a hunter, is prohibited. Portable or temporary hunting blinds or stands can only be set up the day of the hunt, and must be removed at the end of each day.
- All property brought onto the NWRs and WPAs must be removed after each day. This includes all vehicles, boats, decoys, and trash.
- The use or possession of alcoholic beverages while hunting is prohibited.
- The destruction, defacement, disturbance, or unauthorized removal of any natural object or government property is prohibited.

- Plants and animals cannot be introduced, liberated, or placed on NWRs and WPAs.
- Disposing of animal carcasses, trash, refuse, rocks, wood, or other debris is prohibited.
- Cutting, mowing, sawing, digging, collecting, injuring, or removing vegetation is prohibited.
- Distribution of feed or bait, or hunting over bait is prohibited.

Trapping

A person may not trap in a National Wildlife Refuge without first obtaining a permit issued by the refuge manager.

Artificial Lights

A person may not use or direct the rays of a spotlight, headlight, or other artificial light for the purpose of spotting, locating, or taking any wild animal within the boundaries of a NWR and WPA.

Specific Restrictions

Agassiz National Wildlife Refuge (Marshall County) 22996
290th Street NE, Middle River MN, 56737-9754 218/449-4115

Small game: The refuge is open to grouse hunting beginning on November 7, and closing on the state's closing date. Portions of the refuge will be open for the youth waterfowl hunt.

Deer: This refuge is open to firearms and muzzleloader deer hunting, except in areas posted with "Area Closed" signs or as shown on a maps available at parking areas and in deer hunting brochures available at kiosks along Marshall County Road 7 and at Refuge Headquarters. Portions of the refuge are open for the youth deer hunt Oct. 17-18. A wheelchair-accessible hunting platform is available for reservation at Refuge Headquarters, phone 218/449-4115. The refuge is in Deer Area No. 203, which includes Elm Lake, Eckvoll, and Mud Lac state wildlife management areas.



Big Stone National Wildlife Refuge (Big Stone and Lac qui Parle Counties) 44843 County Road 19, Odessa MN 56276
320/273-2191

Small Game: Portions of the refuge are open to cottontail rabbit, jack rabbit, gray squirrel, fox squirrel, red and gray fox, Hungarian partridge, wild turkey, and pheasant firearms hunting. Open areas are posted with "Public Hunting Area" signs or shown on maps available at parking areas and at the Refuge Headquarters.

Deer: Portions of the refuge are open to firearms, muzzleloader, and archery deer hunting. Open areas are posted with "Public Hunting Area" signs or shown on maps available at refuge headquarters. This is part of Deer Area 278. A wheelchair-accessible hunting platform is available for reservation—call 320/273-2191.



Crane Meadows National Wildlife Refuge (Morrison County)

19502 Iris Road, Little Falls MN, 56534 320/632-1575

Closed to all public hunting.

Detroit Lakes Wetland Management District (Becker, Clay, Mahnomen, Norman, & Polk Counties) 26624 N Tower Road, Detroit Lakes MN, 56501-7959 218/847-4431

Hunting is allowed throughout the district, except on the Headquarters Waterfowl Production Area (WPA) in Becker County, the Hitterdal WPA in Clay County, and the McIntosh WPA in Polk County.

Fergus Falls Wetland Management District (Otter Tail, Grant, Douglas, & Wilkin Counties) 18965 County Highway 82, Fergus Falls MN, 56537-7627 218/739-2291

Hunting is allowed throughout the district except on the Townsend, Mavis, Gilmore and designated portions of Knollwood Waterfowl Production Areas (WPA) in Otter Tail County, and Larson WPA in Douglas County.

Glacial Ridge National Wildlife Refuge Contact Rydell NWR 17788 349th St SE, Erskine MN 56535 218/687-2229 or 800/841-0172**Hamden Slough National Wildlife Refuge (Becker County)** 21212 210th Street, Audubon MN, 56511 218/439-6319**Litchfield Wetland Management District (Meeker, Kandiyohi, Stearns, McLeod, Todd, Renville, & Wright Counties)** 22274 615th Avenue, Litchfield MN, 55355 320/693-2849

Hunting is allowed throughout the district except on the Phare Lake Waterfowl Production Area in Renville County.

Minnesota Valley National Wildlife Refuge & Wetland Management District (Hennepin, Dakota, Scott, Carver, Rice, Sibley, Blue Earth, Steele, Le Sueur, Waseca, Chisago, Goodhue, & Ramsey Counties) 3815 American Blvd East, Bloomington MN, 55425-1600 952/854-5900

Small Game: The Rapids Lake Unit is open to all small game hunting including wild turkey. The Louisville Swamp Unit, south of the Middle Road is open to small game hunting except for furbearers and crows. The use or possession of center-fire rifles and handguns is prohibited on the refuge. Single projectiles may not be used or possessed in the Louisville Swamp Unit.

Waterfowl: Rice Lake, within the Wilkie Unit, east of old Highway 18 and west of Eagle Creek, is open to public waterfowl hunting. Waterfowl hunting is also permitted south of the Middle Road in the Louisville Swamp Unit and also in the Rapids Lake



Unit. Other areas may be open to waterfowl hunting by special permit for hunters with disabilities or through the Young Waterfowlers Program. The use of gas or electric motors is prohibited on all refuge waters.

Deer: The Wilkie and Louisville Units and the Carver Rapids State Wayside are open to archery deer hunting. The Rapids Lake Unit is open to archery, shotgun and muzzleloader deer hunting.

Morris Wetland Management District (Stevens, Traverse, Big Stone, Lac Qui Parle, Yellow Medicine, Lincoln, Pope & Swift Counties) 43875 230th Street, Morris MN, 56267 320/589-1001

Hunting is allowed throughout the district except on the designated portions of the Edward-Long Lake Waterfowl Production Area (WPA) in Stevens County.

Northern Tallgrass Prairie National Wildlife Refuge

Hunting is allowed on designated areas with the following conditions:

- Use of dogs for hunting furbearers is prohibited.
- Hunters may take unprotected species, such as skunk or weasel, only during a state-designated open season for other upland game species.

Rice Lake National Wildlife Refuge & Sandstone National Wildlife Refuge (Aitkin and Pine Counties) 36289 State Hwy 65, McGregor MN, 55760 218/768-2402

Small Game: Portions of these refuges are open to cottontail rabbit, snowshoe hare, gray squirrel, fox squirrel, ruffed grouse, spruce grouse, woodcock, and snipe firearms hunting. Open areas are posted with "Public Hunting Area" signs or shown on maps available at Refuge Headquarters, 36289 State Hwy. 65, McGregor, MN 55760.

Deer: Archery hunting is allowed on the Rice Lake and Sandstone Refuges in designated areas. Rice Lake refuge is also open to firearms either-sex deer hunting November 15–23 as Special Permit Area 901 (see page 88). Maps showing open areas are available from refuge headquarters or by calling. The refuges are closed to muzzleloader hunting during the Muzzleloader Season.



The Refuge will be open for a special firearm deer hunt for persons with disabilities October 1-4, 2009. Contact the refuge headquarters for applications and information.

Rydell National Wildlife Refuge (Polk County) 17788 349th St SE, Erskine MN, 56535 218/687-2229 or 800/841-0172

Small Game: Small game hunting is closed on the refuge.



Deer: The Refuge will be open for a special, either sex firearms deer hunt for persons with disabilities on October 8–10. There will be a special youth-only either sex hunt on October 17–18. Contact the Refuge headquarters for permit and hunt area information.

Sherburne National Wildlife Refuge (Sherburne County)

17076 293rd Avenue, Zimmerman MN, 55398 763/389-3323

Small Game and Waterfowl: Portions of the Refuge are open to cottontail rabbit, jack rabbit, snowshoe hare, gray squirrel, fox squirrel, ruffed grouse, pheasant, woodcock, snipe, rail, and waterfowl hunting. The Refuge is not open for bear, coyote, fox, raccoon, crow, or wild turkey hunting. The Refuge is closed to goose hunting during the state special goose seasons. No person may hunt or possess firearms (including bows and arrows) in closed areas. Trapping is conducted only by Special Use Permit. Maps and additional information are available at Refuge Headquarters.

Deer: Portions of the Refuge are open to archery and firearms deer hunting; maps are available at Refuge Headquarters. This is deer area 224. The Refuge is closed to muzzleloader hunting during the Muzzleloader Season.



Disabled Hunting blinds may be available for waterfowl and deer hunters with disabilities. Contact the Refuge headquarters for permit and hunt area information.

Tamarac National Wildlife Refuge (Becker County)

35704 County Road 26, Rochert MN, 56578 218/847-2641

Small Game and Waterfowl: Portions of the refuge are open to firearms hunting of cottontail rabbit, jack rabbit, snowshoe hare, gray squirrel, fox squirrel, ruffed grouse, snipe, woodcock, ducks, rails, coots, geese, red fox, striped skunk, and raccoon. Dogs may not be used for furbearer hunting. Open areas are marked on maps available at Refuge Headquarters. The Refuge is closed to bear, bobcat, and coyote hunting.

Deer: Portions of the refuge are open to archery, muzzleloader, and firearms deer hunting. This is deer area 251. Maps showing open areas are available at refuge headquarters.

Upper Mississippi River National Wildlife and Fish Refuge (Wabasha, Winona, and Houston Counties) 51 East 4th Street Room 101, Winona MN, 55987 507/452-4232

Otter may be taken by trapping with a permit issued by the refuge manager. Portions of the refuge are open to hunting, with the following exceptions: Hunting is prohibited between March 15 and the opening of the Fall Hunting seasons, except that wild turkey hunting is allowed during the spring turkey season. In

posted closed areas, hunting for all legal species except migratory birds is permitted beginning after the close of the state duck hunting season. Lead shot may be used for turkey hunting. All decoys must be removed from the refuge at the end of each day's hunt. For more information, contact refuge headquarters.

NATIONAL FOREST LANDS IN MINNESOTA

National forest lands in Minnesota are open to many public uses, including camping, hunting, fishing, trapping, snowmobiling and off-highway vehicle (OHV) use with some restrictions.

- Minnesota State hunting, fishing, trapping, snowmobiling and OHV regulations apply on national forest lands, except as otherwise stated below or in national forest regulations, 36 CFR Part 261.
- Special designation areas within national forests, such as designated Wilderness Areas, Semi-Primitive Nonmotorized Areas, and Research Natural Areas may have additional restrictions:
 - Only portable stands or blinds that do not damage natural features and are removed at the end of the hunting season are permitted.
 - Portable stands and blinds left unattended on national forest lands after the close of the hunting season are subject to impoundment.
 - Cross-country or off-road OHV use for any purpose is prohibited. This includes the use of OHV's for big game retrieval, bear baiting and trapping.
 - Commercial activities such as outfitting and guiding may not be conducted without a Special-Use Authorization issued by national forest management.
 - Cutting or damaging of trees, including the cutting of shooting lanes, is prohibited.
 - Constructing, placing, or maintaining any kind of road, trail, structure or other improvement is prohibited. This includes the use or occupancy of a permanent stand, blind or OHV trail.
 - Storing or abandoning any personal property on national forest lands is prohibited.
 - Discharging a firearm within 150 yards of a building, campground, developed recreation site or occupied area; or from or across a forest road; or in a manner or place that could cause injury or damage is prohibited.
 - Dumping of any refuse, debris, trash or litter on national forest lands is prohibited.
 - Damaging or removing any natural/cultural feature or federal property is prohibited.
 - Fire restrictions must be observed when in effect.

Chippewa National Forest (Beltrami, Cass, and Itasca Counties)

- The Motor Vehicle Use Map (MVUM), is the legal guide for Motor Vehicle use on Forest Roads, it is updated annually, which could affect your riding. Forest Roads are identified on the MVUM and on the ground with a three or four digit numbered sign.
- Off-Highway Vehicles (OHV) and Highway Licensed Vehicles (HLV), may only operate on Forest Roads designated open on the MVUM map, which are available FREE at the Forest Supervisors or District Ranger Offices.
- Roads that are signed, gated, bermed with dirt, rocks, trees etc. or not designated open on the MVUM map are closed to motor vehicles.
- Snowmobiles may operate on any unplowed Forest Service roads with 4 or more inches of snow accumulation.
- Camping within a developed recreation fee area for a period longer than 14 days is prohibited. Campers must leave campground for a minimum of 24 hours before returning.
- Camping for a period longer than 21 consecutive days at a single location, anywhere on National Forest lands (non-fee areas), is prohibited.
- Launching or retrieving a boat with a trailer is prohibited except at a designated boat ramp.

Superior National Forest (Cook, Lake, and St. Louis Counties)

- Vehicle use is restricted to specific routes on the Forest. Contact the local Forest Service office or visit the Web site listed below for current vehicle restrictions.
- Roads that are gated, signed or bermed with dirt, rocks, trees, etc. are closed and are prohibited to motor vehicles.
- Snowmobiles may operate off-road in certain areas and on unplowed Forest Service roads with 4 or more inches of snow accumulation.
- Camping within a developed recreational site for a period longer than 14 days, except as otherwise posted, is prohibited.
- Camping for a period longer than 14 consecutive days at a single location, or longer than 30 consecutive days anywhere on National Forest lands, is prohibited.
- Permits are required year-round for entry into the Boundary Waters Canoe Area Wilderness. Wilderness rules and regulations apply to all visitors.

- Motor vehicles and all other types of motorized and mechanized equipment are prohibited in the Boundary Waters Canoe Area Wilderness except in specified areas.

For additional information, contact: Chippewa National Forest, 200 Ash Ave. NW, Cass Lake, MN 56633, (218) 335-8600, www.fs.fed.us/r9/forests/chippewa; or Superior National Forest, 8901 Grand Ave. Place, Duluth, MN 55808, (218) 626-4300, www.fs.fed.us/r9/forests/superior.

COUNTY LANDS

Cass County Managed Forest Lands

- Tree stands that damage trees are not allowed; no nails, bolts, or screws. All new tree stands that damage trees will be removed; old tree stands will be removed as timber sales take place in an area.
- The county encourages portable tree stands, freestanding stands, and any tree stands that do not damage trees.

Crow Wing County Managed Forest Lands

- Permanent hunting stands are prohibited by ordinance.

TRIBAL LANDS

LANDS OF THE RED LAKE CHIPPEWA BAND

Lands belonging to the Red Lake Band of Chippewa Indians in Beltrami, Koochiching, Lake of the Woods, and Roseau counties are closed to non-band members except by special authorization of the tribal council. Persons taking, tagging, and transporting deer from reservation lands on the Northwest Angle in accordance with the Red Lake Band Code do not need a state license.

OTHER TRIBAL LANDS

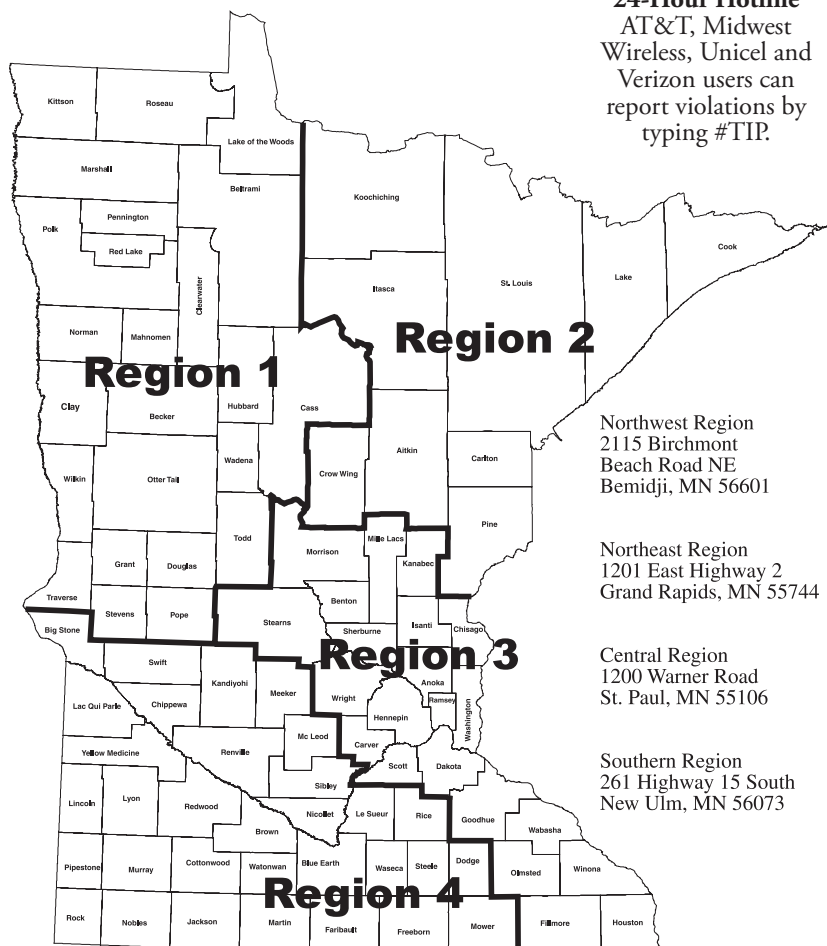
- Nett Lake in Koochiching and St. Louis counties is closed to hunting by non-band members, except for duck hunting when accompanied by a band-member guide.
- Other reservation lands may be open for hunting or trapping to non-band members by authorization of the reservations. All non-band members who are hunting or trapping on reservation lands must comply with all state regulations, including licensing.

FOR MORE INFORMATION

DNR Information Center
 500 Lafayette Road
 St. Paul, MN 55155-4040
 Metro: (651) 296-6157
 Toll-free: (888) 646-6367
 Telecommunications for the Deaf:
 (651) 296-5484 or (800) 657-3929 TDD
 mndnr.gov



Turn in Poachers:
1-800-652-9093
24-Hour Hotline
 AT&T, Midwest
 Wireless, Unice and
 Verizon users can
 report violations by
 typing #TIP.



Northwest Region
 2115 Birchmont
 Beach Road NE
 Bemidji, MN 56601

Northeast Region
 1201 East Highway 2
 Grand Rapids, MN 55744

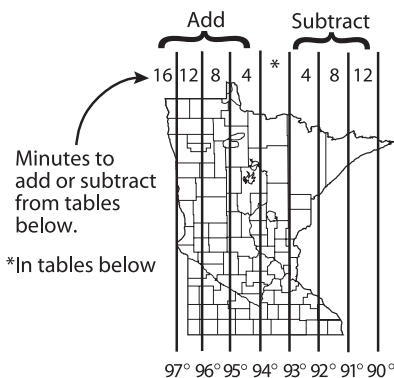
Central Region
 1200 Warner Road
 St. Paul, MN 55106

Southern Region
 261 Highway 15 South
 New Ulm, MN 56073

SUNRISE/SUNSET TABLE

Nine hunting time zones are shown on the map to the right. Sunrise and sunset times to be used for hunting purposes in the “In Table” zone are shown in the table below and at right. To determine times for other zones, add or subtract, as appropriate, the minutes shown at the top of the map to the times shown in the table. Times shown are Central Daylight Saving Time through October 31, 2009 and Central Standard Time thereafter.

JULY 2009		AUG. 2009		SEPT. 2009		OCT. 2009		NOV. 2009		DEC. 2009		DAY
Rise AM	Set PM	Rise AM	Set PM	Rise AM	Set PM	Rise AM	Set PM	Rise AM	Set PM	Rise AM	Set PM	
5:30	9:04	5:58	8:40	6:35	7:51	7:11	6:54	6:51	5:02	7:31	4:33	1
5:31	9:03	5:59	8:39	6:36	7:49	7:12	6:52	6:53	5:00	7:32	4:33	2
5:31	9:03	6:00	8:38	6:37	7:47	7:13	6:51	6:54	4:59	7:33	4:33	3
5:32	9:03	6:01	8:36	6:38	7:45	7:14	6:49	6:55	4:58	7:34	4:32	4
5:32	9:02	6:03	8:35	6:39	7:44	7:16	6:47	6:57	4:56	7:35	4:32	5
5:33	9:02	6:04	8:34	6:41	7:42	7:17	6:45	6:58	4:55	7:36	4:32	6
5:34	9:02	6:05	8:32	6:42	7:40	7:18	6:43	6:59	4:54	7:37	4:32	7
5:35	9:01	6:06	8:31	6:43	7:38	7:19	6:41	7:01	4:53	7:38	4:32	8
5:35	9:01	6:07	8:29	6:44	7:36	7:21	6:40	7:02	4:51	7:39	4:32	9
5:36	9:00	6:08	8:28	6:45	7:34	7:22	6:38	7:04	4:50	7:40	4:32	10
5:37	9:00	6:10	8:26	6:47	7:32	7:23	6:36	7:05	4:49	7:41	4:32	11
5:38	8:59	6:11	8:25	6:48	7:30	7:25	6:34	7:06	4:48	7:42	4:32	12
5:39	8:59	6:12	8:23	6:49	7:28	7:26	6:32	7:08	4:47	7:43	4:32	13
5:39	8:58	6:13	8:22	6:50	7:27	7:27	6:31	7:09	4:46	7:44	4:32	14
5:40	8:57	6:14	8:20	6:51	7:25	7:28	6:29	7:10	4:45	7:44	4:32	15
5:41	8:56	6:16	8:18	6:53	7:23	7:30	6:27	7:12	4:44	7:45	4:32	16
5:42	8:56	6:17	8:17	6:54	7:21	7:31	6:25	7:13	4:43	7:46	4:33	17
5:43	8:55	6:18	8:15	6:55	7:19	7:32	6:24	7:14	4:42	7:46	4:33	18
5:44	8:54	6:19	8:14	6:56	7:17	7:34	6:22	7:16	4:41	7:47	4:33	19
5:45	8:53	6:20	8:12	6:57	7:15	7:35	6:20	7:17	4:40	7:48	4:34	20
5:46	8:52	6:22	8:10	6:59	7:13	7:36	6:19	7:18	4:39	7:48	4:34	21
5:47	8:51	6:23	8:09	7:00	7:11	7:38	6:17	7:20	4:39	7:49	4:35	22
5:48	8:50	6:24	8:07	7:01	7:09	7:39	6:16	7:21	4:38	7:49	4:35	23
5:49	8:49	6:25	8:05	7:02	7:08	7:40	6:14	7:22	4:37	7:50	4:36	24
5:50	8:48	6:26	8:03	7:03	7:06	7:42	6:12	7:24	4:36	7:50	4:37	25
5:51	8:47	6:28	8:02	7:05	7:04	7:43	6:11	7:25	4:36	7:50	4:37	26
5:52	8:46	6:29	8:00	7:06	7:02	7:44	6:09	7:26	4:35	7:51	4:38	27
5:54	8:45	6:30	7:58	7:07	7:00	7:46	6:08	7:27	4:35	7:51	4:39	28
5:55	8:44	6:31	7:56	7:08	6:58	7:46	6:07	7:28	4:34	7:51	4:39	29
5:56	8:43	6:32	7:55	7:09	6:56	7:48	6:05	7:30	4:34	7:51	4:40	30
5:57	8:41	6:33	7:53			7:50	6:03			7:51	4:41	31



Note: Times shown in the tables below may vary by specific location. For the exact time in your area consult a local airport or check online at <http://aa.uso.navy.mil/>

	JAN. (2010)		FEB. (2010)		MAR. (2010)		APR. (2010)		MAY (2010)		JUNE (2010)	
DAY	Rise AM	Set PM	Rise AM	Set PM	Rise AM	Set PM	Rise AM	Set PM	Rise AM	Set PM	Rise AM	Set PM
1	7:52	4:42	7:33	5:21	6:52	6:00	6:55	7:41	6:03	8:18	5:30	8:52
2	7:52	4:43	7:32	5:22	6:50	6:02	6:53	7:42	6:02	8:20	5:29	8:53
3	7:52	4:44	7:31	5:24	6:48	6:03	6:51	7:43	6:00	8:21	5:29	8:54
4	7:52	4:45	7:30	5:25	6:46	6:04	6:49	7:44	5:59	8:22	5:28	8:55
5	7:51	4:46	7:29	5:27	6:45	6:06	6:47	7:46	5:57	8:23	5:28	8:56
6	7:51	4:47	7:27	5:28	6:43	6:07	6:45	7:47	5:56	8:24	5:28	8:56
7	7:51	4:48	7:26	5:29	6:41	6:08	6:43	7:48	5:55	8:26	5:27	8:57
8	7:51	4:49	7:25	5:31	6:39	6:10	6:42	7:49	5:53	8:27	5:27	8:58
9	7:51	4:50	7:23	5:32	6:37	6:11	6:40	7:51	5:52	8:28	5:27	8:58
10	7:50	4:52	7:22	5:34	6:36	6:12	6:38	7:52	5:51	8:29	5:26	8:59
11	7:50	4:53	7:20	5:35	6:34	6:14	6:36	7:53	5:49	8:30	5:26	8:59
12	7:50	4:54	7:19	5:37	6:32	6:15	6:34	7:54	5:48	8:32	5:26	9:00
13	7:49	4:55	7:18	5:38	6:30	6:16	6:33	7:56	5:47	8:33	5:26	9:01
14	7:49	4:56	7:16	5:39	7:28	7:18	6:31	7:57	5:46	8:34	5:26	9:01
15	7:48	4:58	7:15	5:41	7:26	7:19	6:29	7:58	5:45	8:35	5:26	9:01
16	7:48	4:59	7:13	5:42	7:25	7:20	6:27	7:59	5:43	8:36	5:26	9:02
17	7:47	5:00	7:12	5:44	7:23	7:21	6:26	8:01	5:42	8:37	5:26	9:02
18	7:46	5:01	7:10	5:45	7:21	7:23	6:24	8:02	5:41	8:38	5:26	9:03
19	7:46	5:03	7:08	5:46	7:19	7:24	6:22	8:03	5:40	8:40	5:26	9:03
20	7:45	5:04	7:07	5:48	7:17	7:25	6:21	8:05	5:39	8:41	5:26	9:03
21	7:44	5:05	7:05	5:49	7:15	7:27	6:19	8:06	5:38	8:42	5:26	9:03
22	7:43	5:07	7:04	5:51	7:13	7:28	6:17	8:07	5:37	8:43	5:27	9:04
23	7:42	5:08	7:02	5:52	7:11	7:29	6:16	8:08	5:36	8:44	5:27	9:04
24	7:42	5:10	7:00	5:53	7:10	7:30	6:14	8:10	5:36	8:45	5:27	9:04
25	7:41	5:11	6:59	5:55	7:08	7:32	6:12	8:11	5:35	8:46	5:27	9:04
26	7:40	5:12	6:57	5:56	7:06	7:33	6:11	8:12	5:34	8:47	5:28	9:04
27	7:39	5:14	6:55	5:58	7:04	7:34	6:09	8:13	5:33	8:48	5:28	9:04
28	7:38	5:15	6:53	5:59	7:02	7:35	6:08	8:15	5:32	8:49	5:29	9:04
29	7:37	5:17			7:00	7:37	6:06	8:16	5:32	8:50	5:29	9:04
30	7:36	5:18			6:58	7:38	6:05	8:17	5:31	8:51	5:30	9:04
31	7:35	5:19			6:56	7:39			5:30	8:52		

Old Bull Moose by Francis Lee Jaques



Bell Museum of Natural History, University of Minnesota

The cover of this year's hunting regulations booklet features a detail from "Old Bull Moose," shown above, by Francis Lee Jaques.

Jaques grew up in small towns and farms in Illinois, Kansas, and Minnesota, was an avid hunter, and is known for his distinctive artistic style that combines biologically accurate observation with intense aesthetic sensitivity to reveal nature's lyrical beauty.

In 1924, he was hired as a staff artist by the American Museum of Natural History in New York City. By the 1930s, he was America's leading painter of wildlife and his dioramas are among the finest in the world.

When Jaques painted "Old Bull Moose" in 1966, the state possessed an increasing population of these animals. Today, the state's moose population is showing signs of decline and the DNR is looking at the interplay of habitat and climate change for clues to forestall the trend. Moose experts from the Great Lakes Region are guiding this effort as members of the DNR's Moose Advisory Committee.

Jaques was one of the first artists to truly paint his animals within their natural habitats rather than against a landscape backdrop. His images express the interdependence of ecological systems.

The Bell Museum on the University of Minnesota campus in Minneapolis hosts twenty Jaques dioramas and holds the largest collection of his paintings, drawings and field sketches. More information about the Bell Museum is available online at www.bellmuseum.org