

2008 Transit Report A Guide to Minnesota's Public Transit Systems

Prepared by the Minnesota Department of Transportation with
assistance from the Metropolitan Council in compliance with
Minnesota Statute 174.247

Published by the Minnesota Department of Transportation, Office of Business
and Support Services, Reprographic Services Unit, February 2009, St. Paul, Minnesota

For further information, contact:

Minnesota Department of Transportation

Office of Transit

395 John Ireland Boulevard, MS 430

St. Paul, MN 55155

651.366.4191 (Telephone)

651.366.4192 (Fax)

This entire report is available online at: <http://www.dot.state.mn.us/transit>

A MESSAGE FROM MINNESOTA TRANSPORTATION COMMISSIONER THOMAS K. SOREL

Many forces influenced transportation in 2008. Fuel prices grew to a level that made people think carefully about driving, choose another mode of transportation or avoid trips altogether. Environmental concerns had a similar effect. Demographic trends show that an increased percentage of Minnesota's population is now seniors, low-income or minority groups who have traditionally been frequent transit users. This trend could increase transit ridership.

In the Twin Cities area, Hiawatha Light Rail Transit ridership continues to grow. Overall, Metro Transit is expected to exceed their goal of 78 million rides in 2008, up from 77 million in 2007.

Construction continues on the Northstar Corridor Rail Project, running from Minneapolis to Big Lake, with opening scheduled for late 2009. Preliminary engineering is underway on the Central Corridor Light Rail Transit line that will connect the downtowns of Minneapolis and St. Paul.



Greater Minnesota transit ridership grew by 550,000 trips in 2007 to a total of approximately 10.4 million trips. The 2008 Legislature appropriated \$1.7 million in supplemental general fund dollars to help Greater Minnesota transit maintain service levels at one million hours for the year.

Approximately \$1 million in state bond capital facility projects were awarded to Augustana Lutheran Homes, Inc. (which provides service for Meeker County) for an administration and garage facility in Litchfield and to the Rainbow Rider Transit System (Douglas, Pope, Stevens and Traverse counties) for a garage in Alexandria.

Mn/DOT is updating the Greater Minnesota Transit Plan and the Minnesota Intercity Bus Study. In addition, the 2008 Legislature ordered preparation of other plans and studies that affect transit in Minnesota. These include a Statewide Rail Plan (passenger and freight), a Greater Minnesota Transit Implementation Plan (this will build upon the aforementioned Greater Minnesota Transit Plan) and a Complete Streets study. The latter will describe the issues associated with establishing design guidelines to make roadways work for all potential users—automobiles, trucks, transit vehicles, motorcycles, bicycles and pedestrians of all abilities. These efforts are scheduled for completion in late 2009.

Please read the 2008 Transit Report. It contains in-depth descriptions of Minnesota's publicly funded transit systems, key components of Minnesota's transportation network.

Table of Contents

Introduction

Program Background	1
Minnesota's 2007 Transit Facts	2
2009 Transit Service Need and Funding	3

Program Summary

Introduction	4
Mn/DOT's Mission.....	4
Metropolitan Council's Mission	4
Operating Costs for Public Transit	4
Table I – 2007 Minnesota Public Transit Total Operating Costs	4
Graph I – 2007 Greater Minnesota Funding Sources for Total Operating Costs.....	5
2008 Greater Minnesota Public Transit Systems	5
Map I – 2009 Greater Minnesota Public Transit Systems	6
Graph II – 2007 Metro Funding Sources for Total Operating Costs	7
2008 Metro Area Public Transit Systems	7
Map II - 2008 Twin Cities Metropolitan Area Community Based Dial-A-Ride Programs.....	8
Map III – 2008 Twin Cities Metropolitan Area Transit Providers.....	8
Public Transit Ridership	9
Table II – 2007 Minnesota Public Transit Ridership.....	9

Program Overview

Introduction	10
Funding Partnerships.....	10
Graph III – 2004-2008 Greater MN Funding Sources for Total Operating Costs.....	11
Dedicated Public Funding for Transportation.	11
State Public Transit Assistance.....	11
Table III – State Appropriations for 2008-2009 Biennium	12
2007 Bonding for Metropolitan Transit.....	12
Federal Programs	12
Capital Assistance Program (Section 5309) ..	12
Consolidated Planning Grants (Sections 5303, 5304 and FHWA PL Funds)	13
Urbanized Area Formula Program (Section 5307).....	13
Elderly Persons and Persons with Disabilities Capital Grant Program (Section 5310).....	13
Nonurbanized Area Formula Program (Section 5311)	14
Intercity Bus Program (Section 5311(f)).....	14
Map IV – 2007-2009 Intercity Bus Service.....	15
Rural Transit Assistance Program (Section 5311(b))	16

Job Access and Reverse Commute (JARC)

Program (Section 5316)	16
New Freedom Program (Section 5317).....	16
Alternative Analysis Program (Section 5339) ..	17
Greater Minnesota Rideshare	17
Metropolitan Council Programs/Services	18
Regional Fixed Route Services	18
Metro Transit	18
Metro Mobility	18
Community Based Services	19
Travel Demand Management	19
Regional Transit Capital (RTC)	19
2008 Transit Recognition Awards.....	20

Greater MN Fact Sheets

Albert Lea Transit	22
Arrowhead Transit	23
Austin-Mower County Area Transit.....	24
Becker County Transit	25
Benson Heartland Express.....	26
Brainerd & Crow Wing Public Transit	27
Brown County Heartland Express	28
Chisago-Isanti County Heartland Express.....	29
Clay County Rural Transit	30
Cottonwood County Transit	31
Dawson Heartland Express	32
Duluth Transit Authority-Regular Route.....	33
Duluth Transit Authority-STRIDE.....	34
East Grand Forks Transit-Regular Route	35
East Grand Forks Dial-A-Ride	36
FAR North Public Transit.....	37
Faribault County Prairie Express	38
Faribault Flyer.....	39
Fosston Transit.....	40
Granite Falls Heartland Express.....	41
Grant County Alpha Transit	42
Greater Mankato Transit System.....	43
Hibbing Area Transit.....	44
Hubbard County Heartland Express	45
Kandiyohi Area Transit	46
La Crescent Apple Express	47
Le Sueur Heartland Express	48
Lincoln County Heartland Express	49
Mahnomen County Heartland Express.....	50
Martin County Express	51
Meeker County Public Transit	52
Mille Lacs Public Transit.....	53
Montevideo Heartland Express	54
Moorhead Metropolitan Area Transit	55
Moorhead Metropolitan Area Transit	56
Paratransit	56
Morris Transit.....	57
Murray County Heartland Express	58

Table of Contents

Northfield Transit.....	59
Paul Bunyan Transit.....	60
Pine River Ride With Us Bus	61
Pipestone County Transit.....	62
Prairie Five Rides.....	63
Prairieland Transit.....	64
Rainbow Rider Transit	65
Red Lake Transit.....	66
Renville County Heartland Express	67
RiverRider Public Transit System	68
Rochester Public Transit.....	69
Rochester Dial-A-Ride	70
Rock County Heartland Express.....	71
St. Cloud Metro Bus Fixed Route	72
St. Cloud Metro Bus Dial-A-Ride	73
St. Peter Transit.....	74
SEMCAC Transportation	75
Steele County Area Transit.....	76
Stewartville Heartland Express	77
Three Rivers Hiawathaland Transit.....	78
Trailblazer Transit	79
Transit Alternatives	80
Tri-CAP Transit Connection	81
Tri-Valley Heartland Express Bus	82
Virginia Dial-A-Ride.....	83
Wadena County Friendly Rider Transit.....	84
Watonwan Take Me There.....	85
Western Community Transit	86
Winona Transit Service.....	87

Metropolitan Area Fact Sheets

Anoka County Traveler	88
Carver County Rural Transit	89
DARTS.....	90
Edina Dial-A-Ride	91
Hastings TRAC	92
Hopkins Hop-A-Ride	93
H.S.I. Transporter	94
Lake Area Bus	95
Laker Lines	96
Maple Grove Transit	97
Metro Mobility.....	98
Metro Transit-Rail	99
Metro Transit-Fixed Bus Routes	100
Metropolitan Council-Metropolitan Transportation Services	101
Minnesota Valley Transit Authority.....	102
Northeast Suburban Transit.....	103
Northstar Commuter Coach	104
Plymouth Metrolink	105
PRISM Express.....	106
Ramsey Star Express	107
Scott County Transit	108

Senior Transportation Program	109
Shakopee Transit	110
Southwest Transit.....	111
S.T.E.P.-Park People Mover	112
University of Minnesota Transit	113

Transit Capital Program for Organizations Serving Elderly and Disabled

Map V – Recipient Organizations	114
Section 5310 Recipients.....	115 thru 124

2008 Estimated Capital Costs	125 thru 135
2007 Actual Capital Costs	136 thru 143

Glossary	144 thru 148
-----------------------	--------------

List of Tables, Graphs, Illustrations and Maps

Table I – 2007 MN Public Transit Total Operating Costs.....	4
Graph I – 2007 Greater MN Funding Sources for Total Operating Costs	5
Map I – 2008 Greater MN Public Transit Systems	6
Graph II – 2007 Metro Funding Sources for Total Operating Costs.....	7
Map II - 2008 Twin Cities Metropolitan Area Community Based Dial-A-Ride Programs	8
Map III – 2008 Twin Cities Metropolitan Area Transit Providers	8
Table II – 2007 Minnesota Public Transit Ridership	9
Graph III – 2004-2008 Greater MN Funding Sources for Total Operating Costs	11
Table III – State Appropriations for 2008-2009 Biennium.....	12
Map IV – 2007-2009 Intercity Bus Service	15
Map V – 5310 Recipient Organizations.....	114

The Transit Report has been published annually since 1983. Information is compiled by existing staff and the document is printed in-house and is also posted on the web. Costs for preparing the 2008 Transit Report were not tracked; the cost to reproduce the 2008 Report was \$408.35. Costs incurred for future reports will be tracked and reported per Minn. Stat. 3.197.

Introduction

Minnesota Statute 174.247 requires the Commissioner of Transportation to submit a report to the Legislature on transit services outside the metropolitan area by February 15th of each year. The Metropolitan Council and any public transit system receiving assistance under section 174.24 are required to assist with this annual transit report. At a minimum, the report must include the following:

- Descriptive overview of public transit in Minnesota;
- Descriptive summary of funding sources and assistance programs;
- Summary of each public transit system receiving assistance under section 174.24;
- Data that identifies use of volunteers in providing transit service;
- Financial data that identifies operating costs, capital costs, and funding sources for each public transit system and for each transit system classification under section 174.24, subdivision 3b; and
- In each odd-numbered year, beginning in 2009, a calculation of the amounts of surplus or insufficient funds available for 1) paying the state share of transit operating costs under section 174.24, subdivision 3b, and 2) paying capital and operating costs to fully implement the transit service needs implementation plan under section 174.24, subdivision 1a.

Program Background

Minnesota's public transit systems provide transportation alternatives to driving alone, and allow people to live independently and participate fully in the state's communities and economy. The goals of the state transportation system include providing transit services throughout the state to meet the needs of transit users (M.S. 174.01). These transit services are funded through a financial partnership that includes local, state, and federal participation.

In Minnesota, state and federal funding for public transit systems is administered by the Metropolitan Council and the Minnesota Department of Transportation. In the seven-county, metropolitan area, the Transportation Division of the Metropolitan Council is charged with planning, coordinating and administering transit services to meet the needs of the residents of the Twin Cities Metropolitan Area. Mn/DOT's Office of Transit is responsible for providing financial assistance to public transit systems in Greater Minnesota (80 counties outside the 7-county, metropolitan area).

The transit-related statutory purpose of the Metropolitan Council is to:

- Provide, to the greatest feasible extent, a basic level of mobility for all people in the metropolitan area;
- Arrange, to the greatest feasible extent, for the provision of a comprehensive set of transit and paratransit services to meet the needs of all people in the metropolitan area;
- Cooperate with private and public transit providers to ensure the most efficient and coordinated use of existing and future transit resources; and,
- Maintain public mobility in the event of emergencies or energy shortages.

The statutory purpose of Mn/DOT's Public Transit Participation Program is found in Minnesota Statute 174.21:

- Provide access to transit for persons who have no alternative mode of transit available;
- Increase the efficiency and productivity of public transit systems;
- Alleviate problems of automobile congestion and energy consumption and provide desirable land use where such activities are cost-effective;
- Maintain a state commitment to public transportation; and,
- Meet the needs of individual transit systems to the extent they are consistent with the other objectives stated above.

Introduction

Minnesota's 2007 Transit Facts

Public Transit Ridership

- 99.3 million passenger trips
- 88.9 million passenger trips - Twin Cities Metropolitan Area
- 10.4 million passenger trips - Greater Minnesota

Number of Public Transit Systems

- 63 Greater Minnesota transit systems
- 24 Twin Cities Metropolitan Area transit systems
- 1 Commuter Coach route – Northstar
- 1 Light Rail system – Hiawatha

Availability of Public Transit

- 80 of 87 counties in Minnesota have public transit service available
- 7 counties in Twin Cities Metropolitan Area with countywide service
- 66 counties in Greater Minnesota with countywide service
- 7 counties in Greater Minnesota with only municipal service
- 7 counties in Greater Minnesota with no service

State Funding Trends

- 2003 state funds - \$166.0M was 47.7% of the total program cost of \$351.9M
- 2007 state funds - \$219.4M was 57.1% of the total program costs of \$383.96M.

Public Transit Fleet

- 2,602 public transit vehicles in Minnesota
- 1,936 ADA accessible vehicles in Twin Cities Metropolitan Area
- 666 ADA accessible vehicles in Greater Minnesota

Transit Capital Program for Organizations Serving Elderly and Disabled Individuals

- 300 ADA accessible vehicles
- 121 vehicles in Twin Cities Metropolitan Area
- 179 vehicles in Greater Minnesota

Minnesota Demographics from 2000 Census

- Total Population - 4.9 million people or 1.6% of the total 2008 estimated U.S. population
- Population Growth – increased 12.4% from 1990 census compared to 13.1% national growth
- Over Age 65 – 594,266 people (9% of the population), nationally 12.4%, for Minnesota up 9% from the 1990 census
- Over Age 65 with Disability – 105,899 people (20% of this age group), nationally 41.9%
- Age 21 to 64 with Disability – 217,727 people (8% of this age group), nationally 19.2%
- Below Poverty Level – 9.2% in 2005, compared to 7.9% in the 1990 census
- Drive Alone to Work – 81.3% of workers aged 16 years and over, nationally 75.7%.
- Car Pooled to Work - 12% of workers aged 16 years and over, nationally 12.2%, (in 1970 29% of Minnesotans car pooled to work)
- Used Public Transportation to Work – 3.4% of workers aged 16 years and over, nationally 4.7% (in 1960 9.3% of Minnesotans took public transit to work)
- Mean Travel Time to Work – 21.9 minutes, nationally 25.5 minutes
- Zero Car Households – 145,000 (8% of the total)

U.S. - Harris Poll

- Persons with disabilities are twice as likely to have inadequate transportation

Introduction

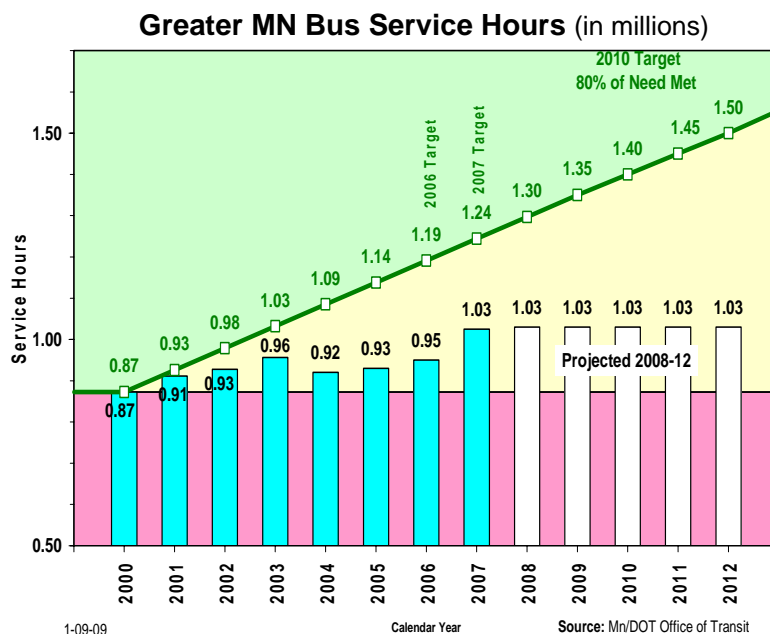
2009 Transit Service Need and Funding

The 2001 Greater Minnesota Public Transportation Plan included the estimated transit need expressed in service hours and the identification of a performance target. The methodology for the plan uses a variation of a demand estimation model to calculate statewide transit need. It uses the key variables of the population and population characteristics of each service area and the quantity of service, measured by vehicle hours of service.

The target set in the Plan is to meet 80 percent of the need in the 80 Greater Minnesota counties by 2010 (1,400,000 hours of service). Public transit systems in Greater Minnesota provided approximately 1.03 million hours of service in 2008. The 2009 performance target is to provide 1,350,000 hours of service.

Service hours are estimated to remain at the 1.03 million hour level in 2009 (320,000 hours less than the 2009 performance target) based on the following influencing factors:

- The percentage of Motor Vehicle Sales Tax (MVST) dedicated to Greater Minnesota transit is increasing through state fiscal year 2012. However, the most recent Minnesota Management and Budget financial forecast issued in November 2008 indicated the automobile market will be weak with total MVST revenues down about 10 percent from prior forecasts.
- The economic crisis has led to a proposed reduction in General Fund revenues appropriated to Greater Minnesota transit for the 2010/11 state budget biennium.



To reach the 2009 performance target an additional \$13.4 million in operating support is required. With the expansion of service hours, there is a corresponding expansion of the transit fleet. It is estimated that one additional vehicle is needed for every 2,500 hours of service. To deliver this service an additional 128 vehicles would need to be added to the statewide fleet. The state share (80 percent) of the capital cost would be approximately \$6.3 million

Mn/DOT is currently updating the 2001 Greater Minnesota Public Transportation Plan. The updated Plan includes an examination of possible methods for estimating future need and selection of a model that provides as realistic a forecast as possible, with the available data sets.

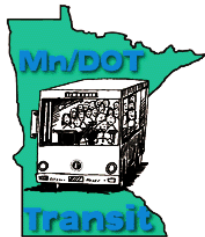
Program Summary

Introduction

The annual report summarizes key operating and financial characteristics of Minnesota's publicly assisted transit systems. It provides information to public officials, planners, transit planners and other interested persons. The document provides a summary of transit service and financial information, a detailed report of system characteristics, a summary of federal and state transportation assistance programs and awards, a listing of transit partners and advocates, as well as a glossary of terms used in this report.

Mn/DOT's Mission

The mission of the Minnesota Department of Transportation, Office of Transit, is to help people and communities meet their mobility needs by supporting safe, responsive, efficient and environmentally sound transit services. This mission is accomplished by:



- Leading the development and implementation of transit policy within a multi-modal network;
- Managing Mn/DOT's transit investment;
- Advancing transit programs that are responsive to the mobility needs of Minnesotans;
- Directing statewide transit planning and coordination activities and the development of technologies; and
- Focusing on customer needs through public involvement in information gathering and decision making.

Metropolitan Council's Mission

The mission of the Metropolitan Council Transportation Division is to plan for effective regional transportation facilities and services to provide effective regional transportation services to support growth and redevelopment objectives and a strong regional economy. This mission is accomplished by:



- Developing a regional consensus on transportation policies and strategies through

the implementation of the Transportation Policy Plan;

- Coordinating regional transportation priorities and investing transportation resources in a cost-effective manner through integrated programming of capital funds;
- Ensuring that planning and operational activities of the transportation division are coordinated with the activities of other Council divisions;
- Implementing transit service restructuring and promoting competition in the delivery of transit services according to the adopted Transit Redesign Plan; and
- Evaluating the ongoing performance of the regional transportation system with a focus on the regional transit system.

Operating Costs for Public Transit

In calendar year 2007, public transportation provided over 99 million trips statewide with an investment of \$383.98 million. **Table I** illustrates the breakdown of 2007 total operating costs for public transportation by funding class.

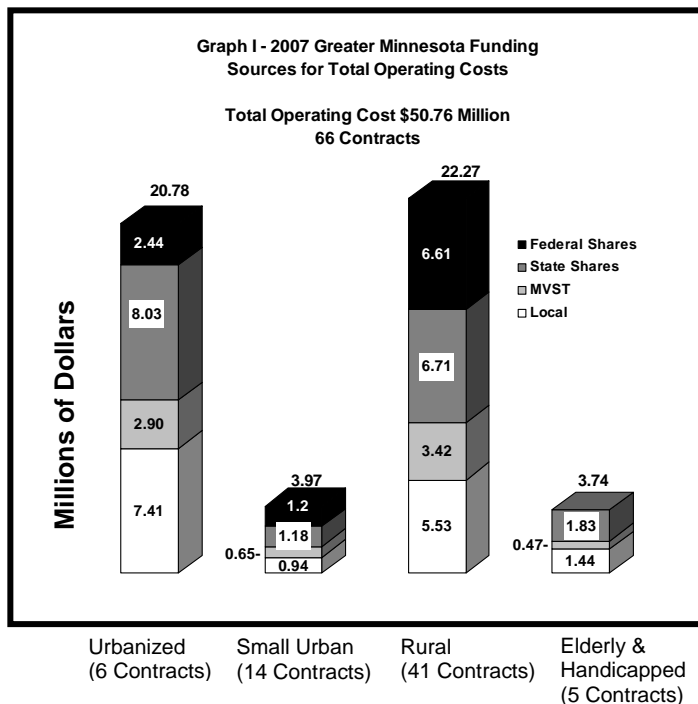
Table I – 2007 Minnesota Public Transit Total Operating Costs

	Total Cost (in millions)
Twin Cities Regular Route (Metro Transit)	\$220.35
Hiawatha Light Rail	\$22.11
Metropolitan Council Contracted Services	\$13.02
Suburban Transit Providers	\$30.26
Metro Mobility	\$31.45
Urbanized Greater MN	\$20.78
Elderly & Disabled-Greater MN	\$3.74
Small Urban-Metro	\$1.64
Small Urban-Greater MN	\$3.97
Rural-Metro	\$9.03
Rural-Greater MN	\$22.27
Other*	\$5.36
Total	\$383.98

*Other includes U of M Shuttle Service, Ramsey Star Express and Northstar Commuter Coach

Program Summary

Graph I illustrates 2007 funding sources for operating costs in Greater Minnesota.



2008 Greater Minnesota Public Transit Systems

Urbanized

Duluth Transit Authority (DTA) - Regular Route
East Grand Forks Transit - Regular Route
La Crescent Apple Express
Moorhead Metropolitan Area Transit (MAT)
Rochester Public Transit
St. Cloud Metro Bus Fixed Route

Small Urban

Albert Lea Transit
Benson Heartland Express
Faribault Flyer
Granite Falls Heartland Express
Greater Mankato Transit System
Hibbing Area Transit
Le Sueur Heartland Express
Montevideo Heartland Express
Morris Transit
Northfield Transit
St. Peter Transit
Stewartville Heartland Express
Virginia Dial-A-Ride
Winona Transit Service

Rural

Arrowhead Transit
Austin/Mower County Area Transit (AMCAT)
Becker County Transit
Brainerd/Crow Wing Public Transit
Brown County Heartland Express
Chisago-Isanti County Heartland Express
Clay County Rural Transit (CCRT)
Cottonwood County Transit
Dawson Heartland Express
FAR North Public Transit
Faribault County Prairie Express
Fosston Transit
Grant County Alpha Transit
Hubbard County Heartland Express
Kandiyohi Area Transit (KAT)
Lincoln County Heartland Express
Mahnomon County Heartland Express
Martin County Express
Meeker County Public Transit (Timber Trails)
Mille Lacs Public Transit
Murray County Heartland Express
Paul Bunyan Transit
Pine River Ride With Us Bus
Pipestone County Transit
Prairie Five RIDES
Praeland Transit
Rainbow Rider Transit
Red Lake Transit
Renville County Heartland Express
RiverRider Public Transit System
Rock County Heartland Express
SEMCAC Transportation
Steele County Area Transit (SCAT)
Three Rivers Hiawathaland Transit
Trailblazer Transit
Transit Alternatives
Tri-CAP Transit Connection
Tri-Valley Heartland Express Bus
Wadena County Friendly Rider Transit
Watsonwan Take Me There
Western Community Transit

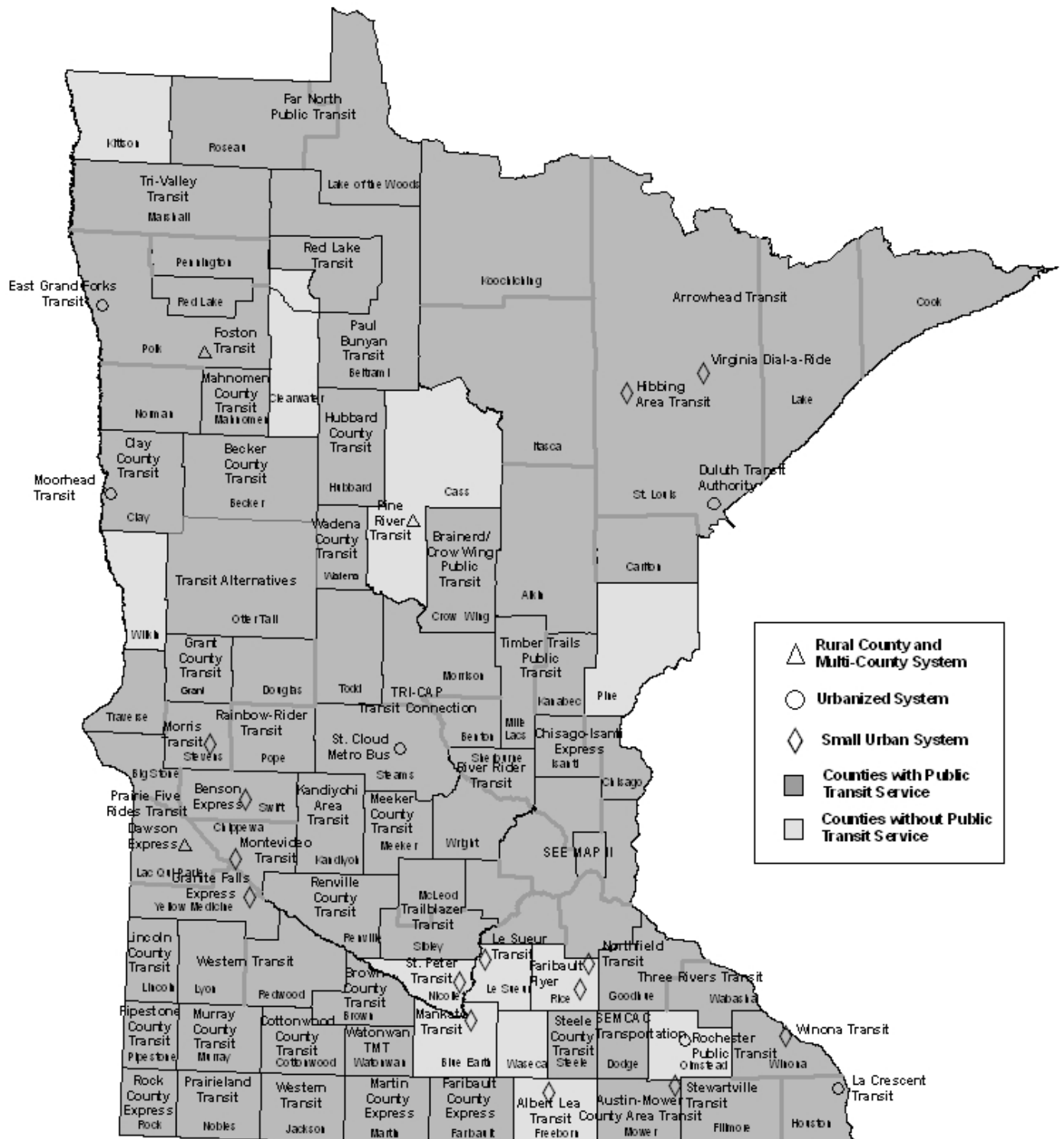
Elderly and Handicapped

Duluth Transit Authority (DTA) - Stride
East Grand Forks - Dial-A-Ride
Moorhead Metropolitan Area Transit-Paratransit
Rochester Public Transit - Dial-A-Ride
St. Cloud Metro Bus Dial-A-Ride

Program Summary

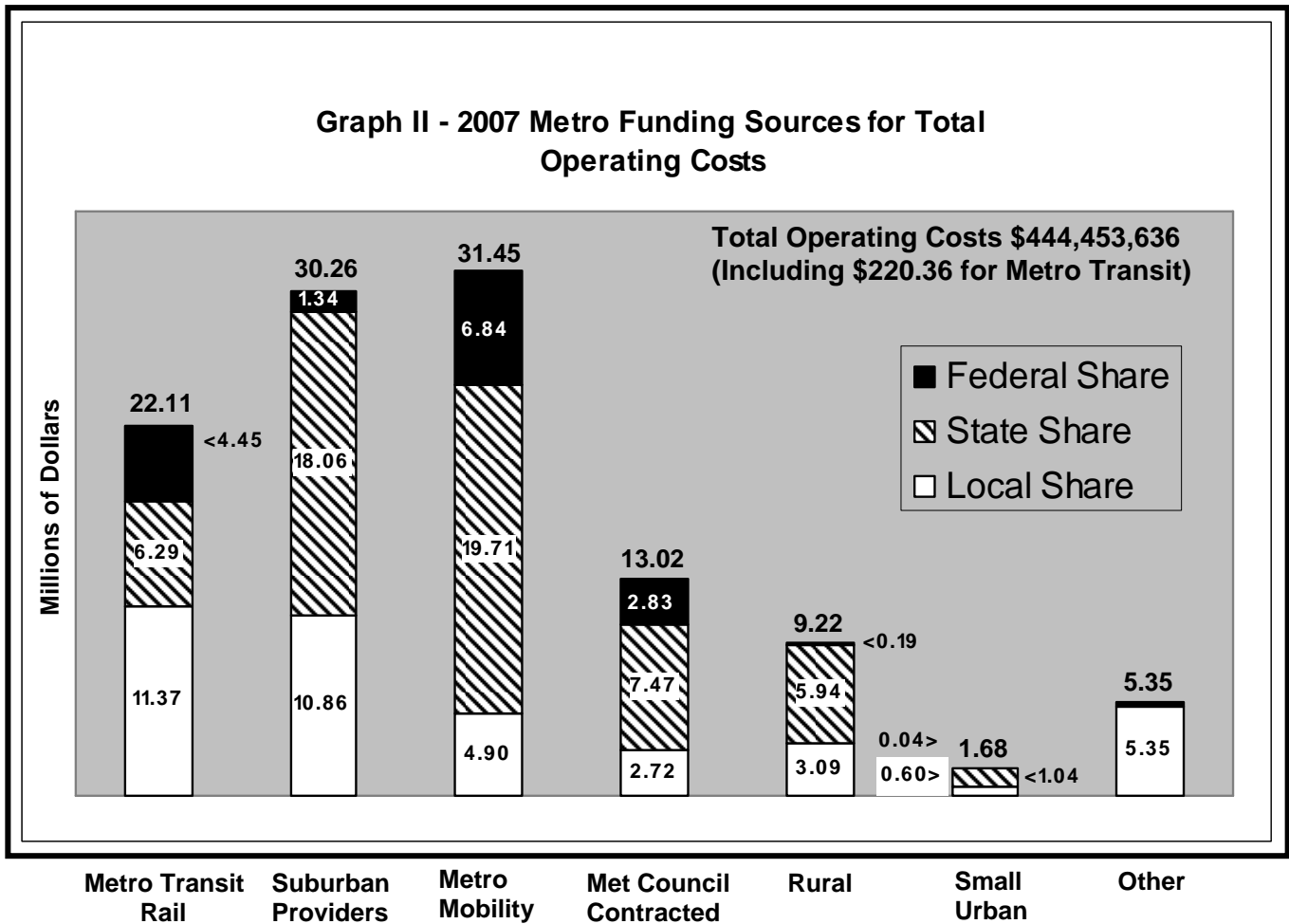
Maps I illustrates the locations of public transit systems in the state.

Map I - 2009 Greater Minnesota Public Transit Systems



Program Summary

Graph II illustrates 2007 funding sources for operating costs in the Twin Cities Metro Area.



2008 Metro Area Public Transit Systems

Metropolitan Council Transit Providers

Metro Mobility – Complimentary Paratransit
 Metro Transit – Fixed Bus Routes
 Metro Transit - Rail
 Metropolitan Council Contracted Services

Suburban Transit Providers

City of Prior Lake
 Maple Grove Transit System
 Minnesota Valley Transit Authority
 Plymouth Metrolink
 Shakopee Transit
 SouthWest Transit Commission

Other Independent Providers

Northstar Commuter Coach

Ramsey Star Express
 University of Minnesota Transit Service

Community-Based Rural Providers

Anoka County Traveler
 Carver Area Rural Transit
 DARTS
 Human Services, Inc.
 Scott County
 Senior Transportation Program

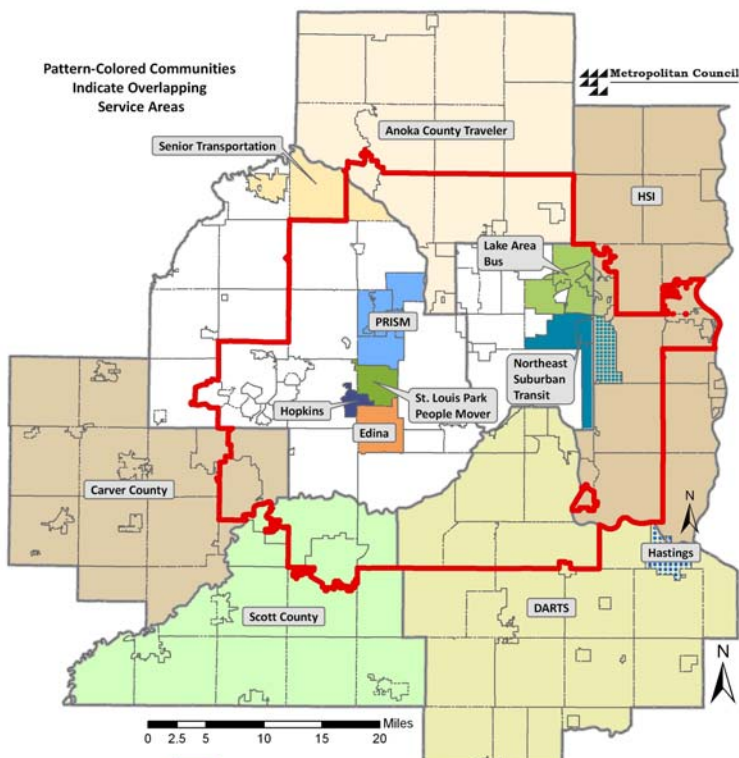
Community-Based Small Urban Providers

Edina Dial-A-Ride
 Hastings TRAC
 Hopkins Hop-A-Ride
 Lake Area Bus
 Northeast Suburban Transit
 PRISM
 S.T.E.P.-Park People Mover

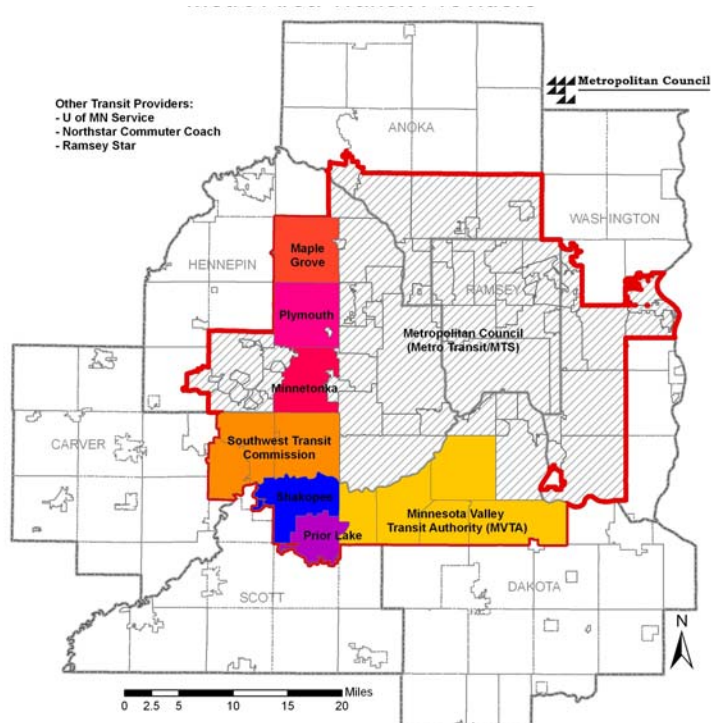
Program Summary

Maps II and III illustrates the location of public transit systems in the Metropolitan Area*

Map II - Community Based Dial-A-Ride Programs



Map III – Metro Area Transit Providers



*For all regional regular route maps, schedules and information go to www.metrotransit.org

Program Summary

Public Transit Ridership

The main purpose of all public transit programs in Minnesota is to transport people where they need to go. Transit ridership figures for Calendar Year 2007 are displayed in **Table II**.

Table II – 2007 Minnesota Public Transit Ridership

	Total Rides
Greater Minnesota	10,382,474
Urbanized	6,715,305
Small Urban	932,727
Rural	2,536,485
Elderly and Handicapped	197,957
Twin Cities Metropolitan Area	88,907,382
Metro Transit Bus	67,270,136
Hiawatha Light Rail	9,101,036
Metro Mobility	1,162,973
Met Council Contracted Services	2,539,952
Suburban Transit Providers	4,786,315
Small Urban	138,276
Rural	447,586
Northstar Commuter Coach	164,054
Ramsey Star Express	23,954
U of M Shuttle Service*	3,273,100
TOTAL	99,289,856

*Service is self-supported, no state appropriation is provided.

Program Overview

Introduction

Public transportation is a resource valued by millions of Minnesotans. Public transportation empowers individuals to be independent, seek and retain employment, access medical care, and gain access to new opportunities. Mn/DOT and Metropolitan Council funded public transportation systems provided 99.3 million trips in 2007. Three Minnesotans used public transportation every second of every day

Mn/DOT and Metropolitan Council are responsible for the administration of state and federal transit assistance funds for Greater Minnesota and the Twin Cities Metropolitan area. These include the following Federal Transit Administration programs:

- Section 5303 Metropolitan Planning and Section 5304 Statewide Planning
- Section 5309 Capital Assistance
- Section 5310 Elderly Persons and Persons with Disabilities Capital Assistance*
- Section 5311 Nonurbanized Transportation*
- Section 5311(f) Intercity Bus Transportation*
- Section 5316 Job Access Reverse Commute (JARC) Program
- Section 5317 New Freedom Program
- Section 5339 Alternative Analysis Program

(*Mn/DOT programs only)

Funding Partnerships

Public transportation programs in Minnesota are funded through a federal-state-local partnership.

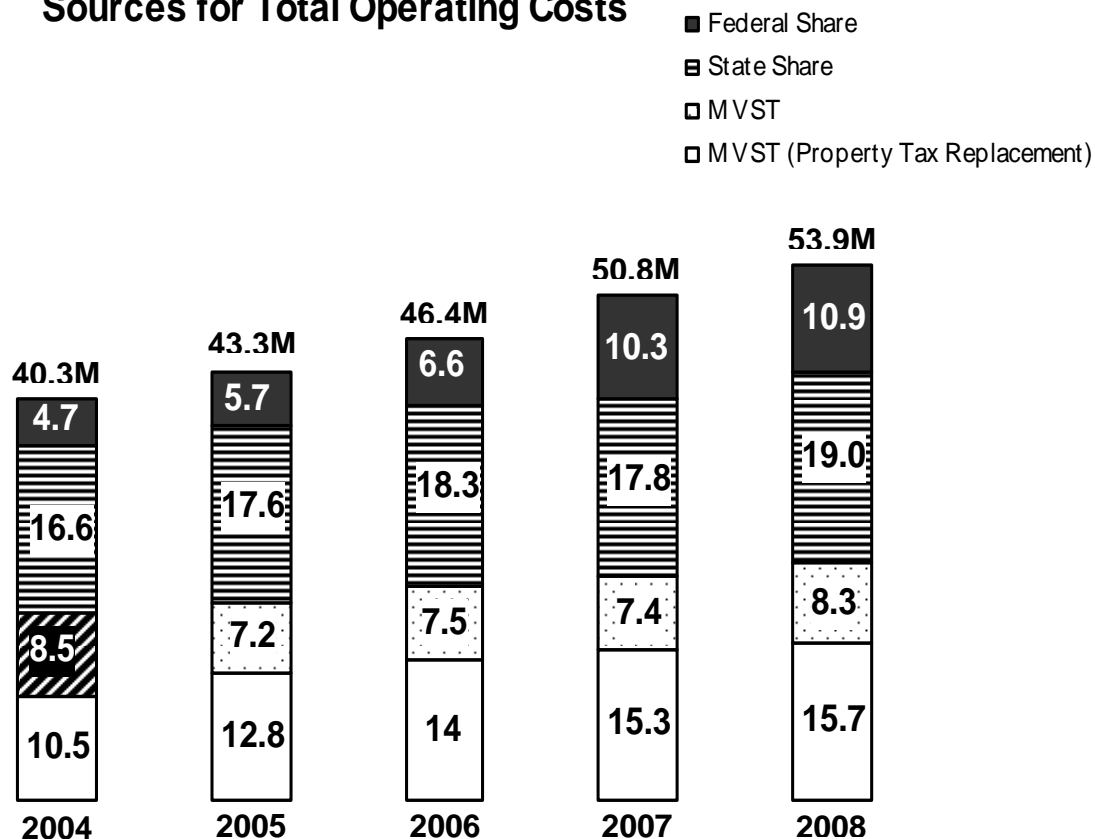
Graph III shows the costs shared by each level of government in Greater Minnesota for the past five years. Since January 1, 1984, all transit systems in Greater Minnesota have received state assistance through a fixed-share funding formula established in Minnesota Statutes, Section 174.24.

This formula sets a maximum local share of the total operating costs. The share of operating costs consists of a combination of revenue sources, including farebox receipts, auxiliary revenues and local tax levels. The remainder of the operating cost is paid from state and federal sources.

For calendar year 2008, the fixed local shares are as follows:

Elderly and Disabled.....	15%
Rural (pop. less than 2,500)	15%
Small Urban (pop. 2,500-50,000)	20%
Urbanized (pop. more than 50,000).....	20%

**Graph III - 2004 - 2008 Greater Minnesota Funding
Sources for Total Operating Costs**



Figures for 2004, 2005, 2006 and 2007 represent actual reported operating costs. 2008 figures are estimated.

Dedicated Public Funding for Transportation

Transportation is publicly supported in Minnesota with Motor Vehicle Sales Tax (MVST) revenue collected under Minnesota Statutes, Chapter 290B. Since 2003, when MVST replaced Property Tax Replacement Aid, MVST funds have flowed into both the Greater Minnesota transit fund and the Metropolitan area transit fund established in Section 16A.88. In November 2006 voters approved an amendment to the Minnesota Constitution, Article XIV, which governs the Public Highway System. The amendment provides that as of fiscal year 2008 63.75% of MVST revenue is to be apportioned for transportation purposes. This percentage increases each year by 10% until 100% of MVST funds will be apportioned for

transportation purposes by fiscal year 2012. In addition, of the MVST funds apportioned for transportation, not more than 60% are to be spent for highway purposes and not less than 40% are to be dedicated for public transit assistance.

State Public Transit Assistance

For fiscal years 2008 and 2009 the legislature appropriated a total of \$497,071,000 for public transit. These funds support:

- Public transit systems in Greater Minnesota;
- Public transit systems in the Metropolitan Area;
- Bonding authority for Metropolitan Council capital transit projects;
- Bonding authority for Mn/DOT facility projects.

Program Overview

Table III – State Appropriations for 2008-2009 Biennium (dollars in thousands)

	2008	2009	Total
Greater MN Transit			
Public Transit Assistance (General Fund)	\$ 18,813	\$ 20,484	\$ 39,297
Capital Assistance* Greater MN Transit Fund (MVST)	\$ 1,000	\$0	\$ 1,000
Northstar Commuter Rail Phase II Planning**	\$ 7,446	\$ 7,796	\$ 15,242
	\$ 250	\$0	\$ 250
Metro Area Transit			
Public Transit Assistance (General Fund)	\$ 93,543	\$ 73,453	\$166,996
Hiawatha LRT Operations	\$ 5,300	\$ 5,300	\$ 10,600
Metro Area Transit Fund (MVST)	<u>\$119,136</u>	<u>\$144,550</u>	<u>\$263,686</u>
TOTAL	\$245,488	\$251,583	\$497,071

*See Laws of Minnesota 2008, Chapter 179, Section 16, Subdivision 4.

**See Laws of Minnesota 2008, Chapter 152, Article 1, Section 3, Subdivision 2, Clause (b).

2007 Bonding for Metropolitan Transit

The 2007 Legislature provided \$74 million in state general obligation bonds for these metro area projects:

- \$70 million for the Central Corridor project; and
- \$4 million for the Cedar Avenue Bus Rapid Transit project

Table III illustrates the distribution of state funds for the 2008-2009 Biennium.

Federal Programs

Mn/DOT and the Metropolitan Council serve as the recipients and administrators of Federal Transit Administration (FTA) funds. In general, FTA distributes operating and capital program

funding based on the population of urban and rural areas. Mn/DOT receives the program and capital funding for all Greater Minnesota cities with populations less than 50,000 in addition to the Northstar capital funds. The Metropolitan Council receives all of the large urban area program and capital funds. The state is the recipient of planning funds that are distributed to the state's MPOs as well as used for state planning projects.

The following describes each FTA funding program.

Capital Assistance Program (Section 5309)

This program provides discretionary capital assistance for major capital needs, including the purchase of new equipment, acquisition of property and the construction of facilities for public transportation purposes. Maximum funding is 80 percent of eligible costs. For fiscal year 2008, Minnesota was allocated discretionary funds for the following projects:

5309 Bus and Bus-Related Allocations (01/28/08)

Duluth Transit Facility Improvements	\$434,720
Fond du Lac Bus Purchase	\$32,604
Metro Transit Bus Capital	\$2,457,000
Rush Line Corridor Bus Amenities	\$326,040
St. Paul Union Depot Facility	\$434,720

5309 Bus and Bus-Related Allocations (02/11/08)

Albert Lea Transit Facility	\$294,000
Minnesota Bus/Bus Facilities	\$2,940,000
St. Cloud Bus Capital	\$803,600
Duluth Transit Facility Improvements	\$392,000
St. Paul Union Depot Facility	\$656,600
White Earth SMART Transit/Buses	\$392,000

5309 New Starts Allocations

Central Corridor Light Rail	\$10,192,000
Northstar Commuter Rail	\$53,900,000

5309 Fixed Guideway Modernization

Minneapolis-St. Paul	\$11,054,752
----------------------	--------------

Program Overview

Consolidated Planning Grants (Sections 5303, 5304 and FHWA PL Funds)

The Consolidated Planning Grant is a combination of three separate planning programs: the FTA Metropolitan Planning Program (Section 5303), the FTA Statewide Planning and Research Program (Section 5304) and the FHWA PL Program.

- The FTA Metropolitan Planning Program (Section 5303) provides funds to Metropolitan Planning Organizations (MPOs) to conduct planning assistance and provide technical assistance for public transit services in metropolitan areas. Activities funded through the program include rider surveys, air quality improvement projects, route schedule planning, systems analysis, transit development plans and transportation improvement programs. Funds are distributed to the MPOs by formula, based upon urbanized area population and transit system miles. In federal fiscal year 2008 Minnesota's apportionment was \$1,238,723. These funds cover 80 percent of project costs.
- The FTA State Planning and Research Program (Section 5304) apportions funds to the states for purposes of planning, technical studies and assistance, demonstrations, management training and cooperative research activities. In the past, Mn/DOT's planning and research activities have included the development of a statewide transit marketing campaign, transit system studies, transit coordination studies, long-range plan development and the implementation of federal drug testing and education programs aimed at safety-sensitive employees in the transit industry. In federal fiscal year 2008 Minnesota's appropriation was \$243,205.
- Section 104(f) of Title 23 USC provides for a 1.25 percent set-aside from core formula highway programs for Metropolitan Planning Organizations (MPOs) to carry out the requirements of Section 134 of Title 23 USC (the metropolitan planning and programming requirements). This set-aside is

administered by FHWA as PL (planning) Funds that are passed through to the MPOs. PL funds plus FTA 5303 funds are treated together as a Consolidated Planning Grant (CPG), distributed in accordance with a formula developed with and agreed to by the MPOs, state, and U.S. DOT. In federal fiscal year 2008, Minnesota's appropriation was \$4,757,695.

Urbanized Area Formula Program (Section 5307)

This FTA formula grant program provides capital, planning, and operating assistance for public transportation in urban areas with populations over 50,000. Minnesota has seven metropolitan areas that receive an appropriation from this fund. These include the Minneapolis-St. Paul metro area, Duluth, Fargo-Moorhead, Grand Forks, East Grand Forks, La Crosse-La Crescent, Rochester, and St. Cloud. Funds are distributed directly to the local transit agency. The federal share for planning and capital assistance is generally 80 percent. Operating assistance is available only to urbanized areas with populations under 200,000 and the federal share may not exceed 50 percent of the net project costs.

In federal fiscal year 2008, Minnesota's apportionment was \$48,055,945 for the Twin Cities and \$5,335,746 for urbanized areas with populations between 50,000 and 200,000.

Elderly Persons and Persons with Disabilities Capital Grant Program (Section 5310)

The purpose of this federal grant program is to meet the special needs of elderly persons and persons with disabilities for whom existing transportation services are unavailable, insufficient, or inappropriate. Grants are made available for the purchase of lift-equipped vehicles for replacement, expansion of current service or initiation of new service. The grant program provides 80 percent of vehicle costs, and the recipient contributes 20 percent from non-federal funds. Operating costs are the responsibility of the recipient. In federal fiscal

Program Overview

year 2008, Minnesota's apportionment was \$1,900,167.

In calendar year 2008, the 5310 federal capital assistance program provided funds for 24 organizations to purchase lift-equipped vehicles. The following organizations received vehicles:



- Achieve Services Inc.
- Cedar Valley Services, Inc.
- City of Delano
- Connections of Moorhead, Inc.
- DARTS
- Deer River HealthCare Center
- Functional Industries, Inc.
- LeSueur County Development Services
- Lifeworks Services, Inc.
- Merrick, Inc.
- Midwest Special Services, Inc.
- Mankato Rehabilitation Center, Inc.
- Northeast Contemporary Services, Inc.
- Options, Inc.
- Phoenix Alternatives, Inc.
- Polk County Development Achievement Center, Inc.
- PossAbilities of Southern Minnesota
- PRISM
- ProAct, Inc. – Eagan
- ProAct, Inc. – Red Wing
- Rise, Incorporated
- STEP, Inc.
- Volunteers of American of Minnesota
- Winona ORC Industries, Inc.

Nonurbanized Area Formula Program (Section 5311)

Section 5311 is a FTA formula grant program for small urban (under 50,000 population) and rural areas. In 2008, 55 transit systems received funds from this program. These funds may be used to finance up to 80 percent of capital costs and up to 50 percent of operating deficits. Currently, limited formula funds make the federal

share of system operating deficits 45 percent with no funds remaining for capital purchases. Minnesota's apportionment for federal fiscal year 2008 was \$12,053,851

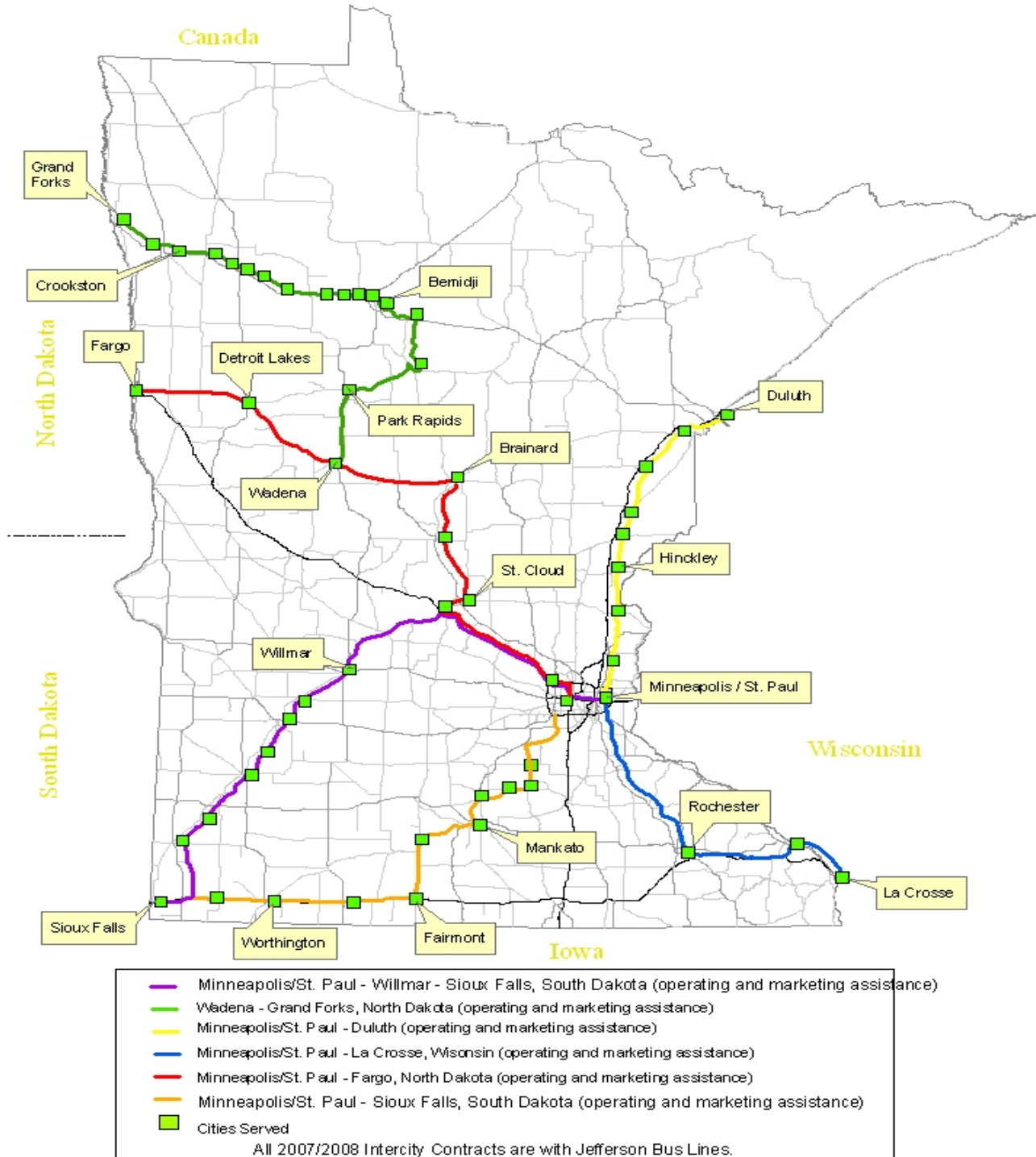
In addition to the 2008 Section 5311 and 5309 funds, Minnesota allocated \$3,333,200 in Federal Surface Transportation Program (STP) flexible funds to purchase 53 transit vehicles for Greater Minnesota.

Intercity Bus Program (Section 5311(f))

This program requires states to spend 15 percent of their Section 5311 apportionment to develop and support intercity bus transportation. "Intercity service" is defined as regularly scheduled bus service for the general public which operates with limited stops over fixed routes connecting two or more urban areas not in close proximity, which has the capacity for transporting baggage carried by passengers, and which makes meaningful connections with scheduled intercity bus service to more distant points if such service is available. **Map IV** illustrates the location of intercity bus routes funded in 2007-2009.

Program Overview

Map IV – 2007-2009 Intercity Bus Service



Program Overview

Rural Transit Assistance Program (Section 5311(b))

Minnesota's Rural Transit Assistance Program (MN RTAP) promotes the safe and effective delivery of public transportation in non-urbanized areas by providing technical assistance and support services to Greater Minnesota's public transit systems. In 2008, the Federal Transit



Administration allocated \$168,969 for Minnesota RTAP.

In 2008 it is estimated that MN RTAP will

provide training for over 400 transit drivers with classes in: Passenger Assistance, Defensive Driving, Abuse Prevention (for new drivers) and a Driver Refresher Course (for existing drivers).

MN RTAP also provides scholarships for transit professionals to attend in and out-of-state transportation-related conferences, workshops and training. Among these were the Community Transportation Association of America's annual Conference and Expo, Substance Abuse Management and Program Compliance, and the Minnesota Public Transit Conference.

MN RTAP funds the annual statewide Minnesota Bus Rodeo. The 2008 rodeo was the largest in the event's 21-year history, with 63 registered contestants and 33 transit organizations participating.

Job Access and Reverse Commute (JARC) Program (Section 5316)

The purpose of this Federal grant program is to improve access to transportation services to employment and employment-related activities for welfare recipients and eligible low-income individuals. The program requires coordination of federally assisted programs and activities. Funds are available to support the capital and operating costs of transportation services that address the needs of welfare recipients and eligible low-income individuals that are not met by other transportation services. Federal JARC funds may be used for 80 percent of capital expenses and 50 percent of operation expenses. In federal fiscal year 2008,

Minnesota's apportionments were \$815,163 for urbanized areas with 200,000 or more in population in the Twin Cities Metropolitan Area; and \$263,787 for urbanized areas with populations between 50,000 and 199,999; and, \$535,912 for nonurbanized areas with less than 50,000 in population in Greater Minnesota.

In calendar year 2008, the JARC program provided funds to the following organizations.

Twin Cities Metropolitan Area

- Anoka County
- Emerge Community Development
- Metro Transit
- Metropolitan Council
- Southwest Transit

Greater Minnesota

- Arrowhead Economic Opportunity Agency, Inc.
- Clay County Rural Transit
- Duluth Transit Authority
- Kandiyohi Area Transit
- Metropolitan Council
- Moorhead Metropolitan Area Transit
- PossAbilities of Southern Minnesota
- St. Cloud Metro Bus (2)
- Trailblazer Transit
- Tri-Valley Heartland Express Bus
- Vine Faith of Action

New Freedom Program (Section 5317)

The program purpose is to provide new public transportation services and public transportation alternatives beyond those currently required by ADA that assist individuals with disabilities with transportation, including transportation to and from jobs and employment support services. Funds are available to support the capital and operating costs of new public transportation services and public transportation alternatives that are beyond those required by ADA. Federal New Freedom funds may be used for 80 percent of capital expenses and 50 percent of operating expenses. For federal fiscal year 2008, Minnesota's apportionments were \$566,502 for urbanized areas with 200,000 or more in population in the Twin Cities Metropolitan Area; and \$154,004 for urbanized areas with

Program Overview

populations between 50,000 and 199,999; and, \$338,350 for nonurbanized areas with less than 50,000 in population in Greater Minnesota.

In calendar year 2008, the New Freedom program provided funds to the following organizations.

Twin Cities Metropolitan Area

- Carver County
- City of Minneapolis
- City of St. Paul
- Human Services Inc.
- Metro Mobility
- Scott County
- United Way

Greater Minnesota

- Moorhead Metropolitan Area Transit
- St. Cloud Metro Bus
- Tri County Action Program, Inc.
- Tri-Valley Opportunity Council, Inc.
- Vine Faith in Action

Alternative Analysis Program (Section 5339)

The Ramsey County Regional Railroad Authority (RCRRA) has begun an alternatives analysis study for the Rush Line Corridor. The eighty-mile Rush Line Corridor begins at the Saint Paul Union Depot and travels north along I-35E/ I-35 and Highway 61/County Road 30 ending in Hinckley. The Alternative Analysis Study will be at least 5 miles on either side of the railroad tracks/major highways through the four counties that make up the Rush Line Corridor.

The Alternative Analysis Study is the first step in the process for making decisions on transportation investments for the Rush Line Corridor. The purpose of the study is to identify and evaluate the alternatives that will address the transportation problems, needs and opportunities in the Rush Line Corridor, and develop a recommended course of action for the next phase of the process. The contractor will develop a problem statement, purpose and need statement, goals and objectives, and evaluation criteria for the corridor. The contractor will

conceptually identify alternatives for the corridor, and may include no build, baseline, commuter rail, light rail, express bus, bus rapid transit, and cost of adding capacity to I-35 and I-35E. A screening process will narrow the number of alternatives to a more manageable number. This smaller number will then be analyzed in greater detail, and will include an operating plan, ridership forecasts, operating and maintenance cost estimates, capital costs estimates, and environmental and community issues. This information will be used to evaluate the remaining alternatives. Selected alternatives may advance for environmental documentation if appropriate. A final report will be created, which will contain recommended next steps. All functions will be performed in accordance with the FTA's Section 5309 New Starts Program.

Greater Minnesota Rideshare

The Greater Minnesota Rideshare Program, funded by the Federal Highway Administration (FHWA), offers technical assistance to employers and employees in Greater Minnesota to promote all modal options including car pools, vanpools, public transit, biking, walking and telecommuting. Five promotional posters were developed to advertise not only car pooling and vanpooling, but transit, walking and telecommuting. Also developed were "how to" guides explaining how each mode could be utilized.

In 2008 the Commuter Challenge "Try It" program was promoted state-wide. The program was developed for employers in Greater Minnesota to encourage their employees to use alternate forms of

transportation. For example; in Mountain Lake, MN, elementary school students learned about environmental issues with programs ranging from tree planting to a bike skills rodeo. Bike safety training was also conducted for students by Mountain Lake Police personnel. At the



conclusion of the skills test, students were given a bike helmet and a certificate of completion.

Program Overview

Metropolitan Council Programs/Service

The Metropolitan Council is responsible for all Twin Cities public transportation. The Council administers the regional fare structure and coordinates transit funding.

The Met Council continually evaluates all of the public transit services throughout the metro area in an effort to maximize ridership and route efficiency through its Redesign Program.

The Council's Transportation Policy Plan incorporated Transit Redesign recommendations which have been translated into guidelines for service design and evaluation, performance standards and for a transit capital plan. Transit Redesign still forms the backbone and foundation for much of the current transit plan adopted in the Council's latest 2030 Transportation Policy Plan.

The following are a description of the Metropolitan Council's Transit Services and Programs.

Regional Fixed Route Services

Regional fixed-route services provide over 97 percent of all public transit trips in the region. The balance is Metro Mobility paratransit trips and dial-a-ride trips provided by community based systems and regional transit authorities for safety-net and circulator services. Foremost among fixed route providers is Metro Transit, an operating division of the Metropolitan Council. Its service accounts for about 92 percent of all ridership in the region, including most services in the urban core, a wide network of commuter and express routes and the Hiawatha Light Rail line.

Also under the Council's jurisdiction are eight contracted private, fixed route providers. The remainder of fixed route services in the region are provided by six suburban Transit Replacement or "Suburban Transit Providers" providing local and express bus services in the southern and western suburbs. These providers are City of Maple Grove Transit, City of Plymouth, SouthWest Transit, City of Shakopee, City of Prior Lake and the Minnesota Valley Transit Authority.

Metro Transit

Metro Transit, as the Twin Cities' largest operator of bus and rail transportation, provides about 85 percent of regular-route service in the Metro region. It operated a fleet of 890 buses and 27 rail cars in 2008 on more than 120 routes, achieving an expected annual ridership of 80 million, the highest since 1981. The fleet operates from five bus garages and a rail operations and maintenance center. It is supported by other facilities, including a bus overhaul base, a dispatch center, a police department, an operations support center and central offices.

With the Hiawatha light-rail line and its bus operations, Metro Transit's average weekday ridership in 2007 was 252,000. Metro Transit also provides essential regional services to other providers and the public, including route and schedule information, trip planning, downtown service coordination, fare collection system coordination, fare media, transit pass sales and reimbursements, Transit Police, and regional safety and security coordination.

Metro Mobility

Metro Mobility, the regional Americans with Disabilities Act (ADA) and Special Transportation Services (STS) paratransit program for people with disabilities, contracts with private operators to provide the majority of its service, particularly in the urban core. Paratransit service is also contracted with four county providers and a taxi company. While many Metro Mobility trips are demand response and scheduled on an individual basis, other service includes agency contracts covering arranged or repetitive group trips and premium same day taxi service.

In 2007 Metro Mobility issued a request for proposals (RFP) to procure new service contracts for its agency service. The award and implementation of the new contract took effect October 1, 2007. Other 2007 accomplishments include the procurement of 80 cutaway vans to be used for agency service, updating Metro Mobility's Customer Services Guide and conducting a pilot test of the web scheduling

Program Overview

system for its customers. Metro Mobility also experienced its highest total annual ridership since the program inception.

For 2008, Metro Mobility is taking on several new initiatives to improve service including the implementation of a peak demand program that will help to ensure that the service has no denials to its customers utilizing taxi companies. Metro Mobility and MTS are working with Mn/DOT on a pilot project to identify and test a scheduling and dispatch system that is web based and flexible enough for multiple types of paratransit services. On the fleet side, Metro Mobility will be going out for bid for a vehicle camera recording system to better monitor the quality of transit service delivered, and is looking to purchase up to 24 new vehicles. In an effort to promote fixed route service for persons with disabilities, Metro Mobility will be completing a travel training video and brochure that will work in conjunction with Metro Mobility's contracted Travel Trainer.

Community Based Services

The Metropolitan region supports some locally initiated and managed transit systems throughout the region to provide dial-a-ride and circulator services. The state classifies these as rural and small urban systems. Currently 14 systems exist, representing individual cities, counties and joint powers authorities between neighboring cities and non-profits. While many systems specialize in service to seniors and social service recipients, all are open to the public and operate with accessible vans or small buses, many provided under lease from the Council's regional fleet. Local dollars, above and beyond fares, continue to be an important funding source for most of these programs.

Travel Demand Management

The Metropolitan Council promotes Travel Demand Management (TDM) strategies and programs for commuters and other travelers in the region. TDM supports any options for travel that reduce trips by single-occupant vehicles. These strategies can reduce vehicle miles traveled, improve air quality and reduce congestion through modifications of travel

behavior. Education, marketing incentives, demonstration programs and partnerships with business and public agencies are key.

TDM strategies in the region include promoting flex work hours to reduce peak period traffic, telecommuting and bicycle and pedestrian travel. Promoting and informing the public about transit use is another important segment of this work. The Council also supports four Transportation Management Organizations (TMO) in the region who provide local contacts and marketing in Minneapolis, St. Paul, Anoka County and the I-494 Corridor. In addition to the partnerships, the Council coordinates its activities with Mn/DOT.

Regional Transit Capital (RTC)

With the Legislature's periodic authorization, the Metropolitan Council issues bonds to fund transit capital projects. These bonds are used to buy buses; rehab vehicles; build transit hubs, shelters, garages, park-and-ride lots and other facilities and purchase fare collection, communication, and other support systems and equipment. They also provide local match for federal capital project funds. The capital bonds are paid for with a property tax levy within the

Transit Taxing District, an area within the region roughly equal to the transit service area as defined in 1977 statutes.

Program Overview

2008 Transit Recognition Awards

The Minnesota Public Transit Association has a tradition of recognizing colleagues and key legislators for delivering excellent transit service by honoring them at the annual Minnesota Public Transit Conference. Winners of the 2008 Transit Awards are:

National Friend of Transit:

Congresswoman Betty McCollum, Fourth District Minnesota

(This award honors an individual or organization who has distinguished him/herself through exceptional service towards the development and improvement of public transit on the National level through policy or legislative initiatives and/or leadership)

Friend of Transit:

*Senator Scott Dibble, Minnesota Senate
Representative Kathy Tingelstad, Minnesota House of Representatives*

(This award honors individuals or organizations who have distinguished themselves through exceptional service toward the development and improvement of public transit in Minnesota through policy or legislative initiatives and leadership)

Distinguished Career:

Donna Allan, MN Department of Transportation, Retired

Mary Fossen, Arrowhead Transit

(This award honors individuals who by length of service and accumulative contributions of innovation, leadership or advocacy have significantly improved public transit in Minnesota)

Transit Professional of the Year: *No Award*

(This award honors individuals who have designed and implemented a specific program demonstrating innovative concepts or effective problem solving techniques of proven value)

Management Innovation:

Scott County Transit, ADA/STS Complimentary Paratransit Service

(This award honors individuals or organizations that have implemented a project that is

innovative to the field of transit or have established a creative new partnership or method of addressing transit-related concerns of transit users. Consideration is given to projects demonstrating measurable results such as increased ridership, lower costs, new markets served, etc.)

Transit System of the Year:

SouthWest Transit, Eden Prairie

(This award honors an organization that has demonstrated achievement in efficiency and effectiveness, including reports on ridership, cost, safety, maintenance proficiency, agency policy and administration, and the organization's achievement of its goals and objectives)

SouthWest Transit is committed to providing high-quality, safe, environmentally friendly service to residents in the Southwest Metro area, in a cost-effective manner. Their "Expect the Best" philosophy is applied to both employees and passengers alike. Achievements include:



- National "Gold" Award for Transit Safety & Security
- APTA's "Outstanding Achievement in Bus Safety" Award
- "Certification of Achievement for Excellence in Financial Reporting" (Government Finance Officers Association of the United States and Canada)
- On-time performance rate of 99.41%

To better serve their customers, SouthWest Transit increased their fleet size by 22 buses and added 2 park-and-ride facilities: East Creek Transit Station in Chaska and SouthWest Village in Chanhassen.

Program Overview

2008 Bus Rodeo

Thirty-three Minnesota transit organizations, represented by 63 contestants, participated in the 2008 Minnesota Bus Rodeo. This year's Rodeo was hosted by Minnesota's Northern Tier of Transit Organizations, led by Paul Bunyan Transit in Bemidji on July 19.

The Rodeo course is designed to simulate the real life driving challenges bus drivers face every day on the job. Contestants compete in one of two competitive divisions: Large Bus or Small Bus. The top three competitors in each division received awards.



This year's Large Bus winners were: (1st Place) Duane Dufner of St. Cloud Metro Bus/St. Cloud, (2nd Place) Darrel Hanson of Metro Transit/Minneapolis and (3rd Place) Chuck Olmschenk of St. Cloud Metro Bus/St. Cloud. This year's Small Bus winners were: (1st Place) David Peacock of St. Cloud Metro Bus/St. Cloud, (2nd Place) Todd DeZurik of St. Cloud Metro Bus/St. Cloud and (3rd Place) Alan Altepeter of Tri-Valley Heartland Express/Crookston. The "Driver's Choice Award," awarded by peer vote among the rodeo contestants, recognizes the driver who best exemplifies the spirit of camaraderie and good will to fellow-contestants and to their communities. This year's award went to Bob Arnold of Paul Bunyan Transit/Bemidji.

The 2009 Minnesota Bus Rodeo will be held on July 25, in Albert Lea. It will be hosted by Albert Lea Transit.

2008 ACT International Conference

The Minnesota Department of Transportation's Commuter Challenger "Try It" commuter program received 1st Runner Up Outstanding Service Award from the Association of Commuter Transportation.

ALBERT LEA TRANSIT (ALT)

Contact Person: Joanne Brackey
Title: Transit Coordinator
Address: 2205 Myers Road
Albert Lea, MN 56007
Telephone: 507.379.1111
Fax: 507.379.9860
E-Mail:
jbrackey@cedarvalleyservices.org

2008 Achievements:

- Secured funding for bus garage.
- Increased ridership.
- Secured funding from the city of Albert Lea to assist with transit needs.

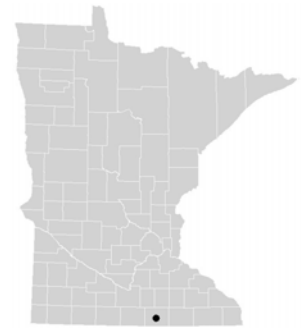
2009 Objectives:

- Build bus garage.
- Increase ridership.
- Secure funding from the city of Albert Lea to assist with transit needs.

2010-2015 Long-Range Plans:

- Increase ridership.
- Increase vehicle fleet.

SYSTEM SNAPSHOT:



Legal Name: Cedar Valley Services, Inc.
Type of Government: Non-Profit
Area Served: City of Albert Lea
Legislative House District: 27A
Congressional District: 1

Vehicles: 3 Class 300
Service Type: Route Deviation, Dial-A-Ride and Subscription
Days of Service: Monday-Friday 7:00 a.m.-4:45 p.m.
Base Fare: \$1.50
Funding Class: Small Urban

2007 SYSTEM DATA:

Total Operating Costs: \$230,180
Total Cost Per Passenger: \$5.89
Ridership: 39,095
Annual System Miles: 82,625



ARROWHEAD TRANSIT

Contact Person: Jack Larson
Title: Transit Director
Address: 702 – 3rd Avenue South
Virginia, MN 55792
Telephone: 218.741.0724 Ext. 107 or
1.800.862.0175
Fax: 218.741.5715
E-Mail: jl Larson@aeoa.org
Website: www.aeoa.org or
www.northlandrides.com

2008 Achievements:

- Completed Koochiching County bus storage facility.
- Completed planning for a Pine County New Start.
- Continued pattern of ridership increases.
- Replaced 13 buses.

2009 Objectives:

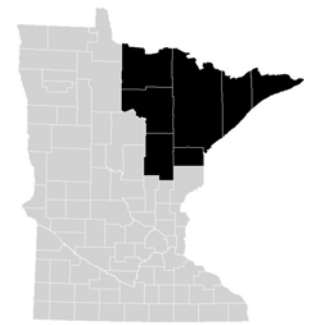
- Increase ridership by five percent.
- Provide public transportation to Pine County.

2010-2015 Long-Range Plans:

- Implement an automated dispatch/GPS/ITS system.
- Continue ridership increases while maintaining cost effectiveness.
- Continue image campaign which promotes public transit.



SYSTEM SNAPSHOT:



Legal Name: Arrowhead Economic Opportunity Agency, Inc. (AEOA)

Type of Government: Community Action Program (CAP)

Area Served: Aitkin, Carlton, Cook, Itasca, Koochiching, Lake and St. Louis Counties

Legislative Senate District: 03, 04, 05, 06, 07 and 08

Legislative House District: 03A, 03B, 04A, 05A, 05B, 06A, 06B, 07A, 07B and 08A

Congressional District: 8

Vehicles: 13 Class 400, 54 Class 500 and 1 Class 600

Service Type: Route Deviation, Dial-A-Ride and Route Guarantee

Days of Service: Monday-Friday 6:00 a.m.- 6:00 p.m. and Saturday-Sunday 9:00 a.m.- 3:00 p.m.

Base Fare: \$1.25

Funding Class: Rural

2007 SYSTEM DATA:

Total Operating Costs: \$3,727,385

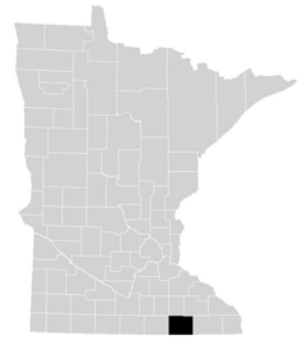
Total Cost Per Passenger: \$8.28

Ridership: 449,914

Annual System Miles: 1,497,279

AUSTIN-MOWER COUNTY AREA TRANSIT (AMCAT)

Contact Person: Craig Oscarson
Title: County Coordinator
Address: 201 – 1st Street N.E.
Austin, MN 55912
Telephone: 507.437.9549
Fax: 507.437.9458
E-Mail: coscarson@co.mower.mn.us
Website: www.amcattransit.org



SYSTEM SNAPSHOT:

Legal Name: AMCAT Joint Powers Board
Type of Government: County
Area Served: Cities of Austin, Brownsdale, Lansing and Mapleview in Mower County
Legislative Senate District: 27
Legislative House District: 27A and 27B
Congressional District: 1

2008 Achievements:

- Increased ridership.
- Moved into a new permanent facility.
- Provided transit service in an expanded area of Mower County.

2009 Objectives:

- Increase ridership.
- Continue renovation of transit facility.
- Continue to expand service within the rural areas of Mower County.

2010-2015 Long-Range Plans:

- Implement strategic planning.
- Provide better service to rural areas.
- Promote transit service within the entire county area.

Vehicles: 9 Class 400

Service Type: Route Deviation, Dial-A-Ride, Route Guarantee and Subscription

Days of Service: Monday-Friday 6:00 a.m.-6:00 p.m. and Saturday 9:00 a.m.-5:00 p.m.

Base Fare: \$1.50; \$2.50 Dial-A-Ride

Funding Class: Rural

2007 SYSTEM DATA:

Total Operating Costs: \$532,413

Total Cost Per Passenger: \$7.64

Ridership: 69,668

Annual System Miles: 197,953



BECKER COUNTY TRANSIT

Contact Person: Rusty Haskins
Title: Supervisor
Address: 712 Minnesota Avenue
P. O. Box 1637
Detroit Lakes, MN 56502
Telephone: 218.847.1674
Fax: 218.847.6738
E-Mail: rdhaski@co.becker.mn.us
Website:
www.co.becker.mn.us/dept/transit

2008 Achievements:

- Participated in county-wide events to promote transit services.
- Maintained ridership and service levels during two year Highway 10 realignment.
- Participated in county disaster drill.

2009 Objectives:

- Continue to increase ridership through marketing and education.
- Seek outside revenue sources to offset rising fuel costs.

2010-2015 Long-Range Plans:

- Increase service to outlying areas.
- Research additional contract service opportunities.

SYSTEM SNAPSHOT:



Legal Name: Becker County Transit

Type of Government: County

Area Served: Cities of Audubon, Callaway, Detroit Lakes, Frazee, Lake Park, Ogema and Osage in Becker County

Legislative Senate District: 02, 09 and 10

Legislative House District: 02A, 09B and 10B

Congressional District: 7

Vehicles: 5 Class 400

Service Type: Route Deviation and Dial-A-Ride

Days of Service: Monday-Friday 8:00 a.m.-6:00 p.m.

Base Fare: \$1.50 per 5 miles

Funding Class: Rural

2007 SYSTEM DATA:

Total Operating Costs: \$272,745

Total Cost Per Passenger: \$7.49

Ridership: 36,397

Annual System Miles: 77,593



BENSON HEARTLAND EXPRESS

Contact Person: Rob Wolfington
Title: City Manager
Address: 1410 Kansas Avenue
Benson, MN 56215
Telephone: 320.843.4775
Fax: 320.842.7151
E-Mail: rob.wolfington@co.swift.mn.us
Website: www.bensonmn.org/express/

2008 Achievements:

- Successfully recruited new drivers.

2009 Objectives:

- Design new communications system.

2010-2015 Long-Range Plans:

- Deploy new joint multi-system dial-a-ride reservation system.

SYSTEM SNAPSHOT:



Legal Name: Benson, City of
Type of Government: City
Area Served: City of Benson
Legislative House District: 20A
Congressional District: 7

Vehicles: 3 Class 400
Service Type: Dial-A-Ride
Days of Service: Monday-Friday 7:00 a.m.-5:00 p.m., Saturday 8:00 a.m.-12:30 p.m. and Sunday 7:30 a.m.-12:30 p.m.
Base Fare: \$1.00
Funding Class: Small Urban

2007 SYSTEM DATA:

Total Operating Costs: \$180,568
Total Cost Per Passenger: \$3.79
Ridership: 47,622
Annual System Miles: 52,457



BRAINERD & CROW WING PUBLIC TRANSIT

Contact Person: Tom Jay
Title: Transit Coordinator
Address: 501 Laurel Street
Brainerd, MN 56401
Telephone: 218.828.6172
Fax: 218.828.6172
E-Mail: tjay@ci.brainerd.mn.us
Website: [www.ci.brainerd.mn.us/
Departments/Transit%20Department.htm](http://www.ci.brainerd.mn.us/Departments/Transit%20Department.htm)



SYSTEM SNAPSHOT:

Legal Name: Brainerd, City of
Type of Government: City
Area Served: Crow Wing County; Cities of
Baxter and Brainerd
Legislative Senate District: 04 and 12
Legislative House District: 04B, 12A and 12B
Congressional District: 8

2008 Achievements:

- Increased Dial-A-Ride ridership by three percent.

2009 Objectives:

- Redesign and implement current deviated routes.
- Increase Dial-A-Ride trips by three percent.
- Add route deviation to city service.

2010-2015 Long-Range Plans:

- Extend weekday service hours to meet demand.
- Single source area coordination and service.

Vehicles: 8 Class 400

Service Type: Route Deviation and Dial-A-Ride

Days of Service: Monday-Friday 7:15 a.m.-
4:30 p.m.

Base Fare: \$1.00 in-city DAR; \$2.00 all other
riders

Funding Class: Rural

2007 SYSTEM DATA:

Total Operating Costs: \$809,184

Total Cost Per Passenger: \$8.90

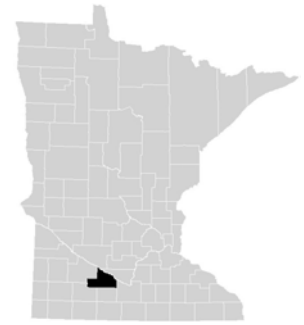
Ridership: 90,855

Annual System Miles: 294,699



BROWN COUNTY HEARTLAND EXPRESS

Contact Person: Bob Apitz
Title: Transit Coordinator
Address: 1117 Center Street
P. O. Box 788, New Ulm, MN 56073
Telephone: 507.354.8246
Fax: 507.359.6542
E-Mail: bob.apitz@co.brown.mn.us
Website: www.co.brown.mn.us/departments/CSB/Transit/transit.htm



SYSTEM SNAPSHOT:

Legal Name: Brown County Family Services
Type of Government: County
Area Served: Cities of Comfrey, Essig, Evan, Hanska, New Ulm, Sleepy Eye and Springfield in Brown County
Legislative Senate District: 21
Legislative House District: 21B
Congressional District: 1

2008 Achievements:

- Maintained reasonable fares while staying within budgetary constraints.
- Secured full compliment of drivers and dispatch personnel following long void in staffing.

2009 Objectives:

- Evaluate DAR/Demand Response services and determine if in-community route deviation would be more feasible and provide more efficiency.
- Increase child/youth ridership.
- Explore ways to maximize services in the most economical manner possible due to rising fuel costs.

2010-2015 Long-Range Plans:

- Upgrade wireless communications technology.
- Explore computerized scheduling and dispatch software programs that are compatible with system needs.
- Study the need to extend service hours to better accommodate passenger needs.
- Continue to research Highway 14 corridor transit needs.

Vehicles: 7 Class 400

Service Type: Dial-A-Ride and Route Deviation

Days of Service: Monday-Friday 7:15 a.m.-5:00 p.m. and Sunday 8:00 a.m.-12:00 p.m.

Base Fare: \$1.25

Funding Class: Rural

2007 SYSTEM DATA:

Total Operating Costs: \$537,373

Total Cost Per Passenger: \$8.73

Ridership: 61,525

Annual System Miles: 154,450



CHISAGO-ISANTI COUNTY HEARTLAND EXPRESS

Contact Person: Jacqueline S. Forner
Title: Transit Director
Address: Heartland Express Transit Center, 245 – 2nd Avenue S.E.
Cambridge, MN 55008
Telephone: 763.689.8131
Fax: 763.689.8134
E-Mail: jackie.forner@co.isanti.mn.us
Website: www.co.chisago.mn.us/depart.htm#trans

2008 Achievements:

- Completed Transit Center remodeling and moved into building.
- Hired a mechanic for in-house maintenance.
- Completed first year of system redesign and the Cambridge City Route.

2009 Objectives:

- Reduce maintenance costs, cost per passenger and cost per hour.
- Increase ridership.
- Get maintenance garage fully functional.

2010-2015 Long-Range Plans:

- Increase passenger per hour.
- Work with Northern Lights Commuter Rail Task Force and Rush Line Task Force.

SYSTEM SNAPSHOT:



Legal Name: Isanti County
Type of Government: County
Area Served: Chisago and Isanti Counties
Legislative Senate District: 08 and 17
Legislative House District: 08B, 17A and 17B
Congressional District: 8

Vehicles: 11 Class 400
Service Type: Deviated Route
Days of Service: Monday-Friday 6:00 a.m.-6:00 p.m.
Base Fare: \$.50 to \$3 per one-way ride
Funding Class: Rural

2007 SYSTEM DATA:

Total Operating Costs: \$929,048
Total Cost Per Passenger: \$16.89
Ridership: 55,004
Annual System Miles: 498,540



Chisago—Isanti Heartland Express



CLAY COUNTY RURAL TRANSIT (CCRT)

Contact Person: Georgia Beaudry
Title: CCRT Coordinator
Address: 715 – 11th Street N. #108
Moorhead, MN 56560
Telephone: 218.299.7208
Fax: 218.299.7210
E-Mail: georgia.beaudry@co.clay.mn.us
Website: www.co.clay.mn.us/Depts/CCRT/CCRT.htm

2008 Achievements:

- Increased ridership.
- Implemented business shuttle service.

2009 Objectives:

- Take dial-a-ride services in-house.
- Lower cost per hour by increasing ridership.
- Implement commuter route from Fergus Falls/Rothsay to Barnesville.

2010-2015 Long-Range Plans:

- Rebid service contract.
- Increase ridership.
- Collaborate with other transit providers.

SYSTEM SNAPSHOT:



Legal Name: Clay County
Type of Government: County
Area Served: Clay County and portions of Becker County
Legislative Senate District: 02, 09 and 10
Legislative House District: 02A, 09A, 09B and 10B
Congressional District: 7

Vehicles: 3 Class 400 and 2 Class 500
Service Type: Route Deviation and Dial-A-Ride
Days of Service: Monday-Friday 6:00 a.m.-6:30 p.m.
Base Fare: \$3.00
Funding Class: Rural

2007 SYSTEM DATA:

Total Operating Costs: \$264,330
Total Cost Per Passenger: \$9.44
Ridership: 27,999
Annual System Miles: 128,937



COTTONWOOD COUNTY TRANSIT

Contact Person: Kelly Thongvivong
Title: Transit Coordinator
Address: 900 Third Avenue
Windom, MN 56101
Telephone: 507.831.5669
Fax: 507.831.3675
E-Mail: kelly.thongvivong@co.cottonwood.mn.us
Website: www.co.cottonwood.mn.us/transit.html

2008 Achievements:

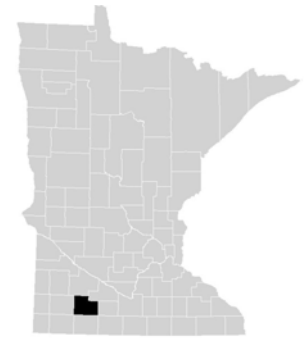
- Provided transit passes to children/students for transportation to and from summer activities at a reduced rate.
- Maintained current level of service without raising fares.

2009 Objectives:

- Increase ridership by increasing community awareness of transit system.
- Continue to review cost-effectiveness of services that may be impacted by rising fuel costs.

2010-2015 Long-Range Plans:

- Replace two transit vehicles.
- Continue to increase ridership through marketing and education.



SYSTEM SNAPSHOT:

Legal Name: Cottonwood County
Type of Government: County
Area Served: North Jackson County and Cottonwood County
Legislative Senate District: 22
Legislative House District: 22B
Congressional District: 1

Vehicles: 3 Class 400
Service Type: Route Deviation, Dial-A-Ride and Route Guarantee
Days of Service: Monday-Friday 8:00 a.m.-4:30 p.m.
Base Fare: \$1.25 children/students; \$1.50 Adults
Funding Class: Rural

2007 SYSTEM DATA:

Total Operating Costs: \$119,495
Total Cost Per Passenger: \$5.73
Ridership: 20,843
Annual System Miles: 52,451

DAWSON HEARTLAND EXPRESS

Contact Person: Bernie Struck
Title: Transit Director
Address: 675 Chestnut Street
P. O. Box 552, Dawson, MN 56232
Telephone: 320.769.2154
Fax: 320.769.2858
E-Mail: bernies@dawsonmn.com
Website: www.dawsonmn.com/government.html

2008 Achievements:

- Provided transit for job service students.
- Experienced an accident free year.
- Perfected Commercial Vehicle Inspections and Department of Public Safety inspections.
- Transit Director was named 2007 Transit Professional of the Year by the Minnesota Public Transit Association.

2009 Objectives:

- Maintain passenger per mile numbers through efficient dispatching efforts.
- Continue conscientious spending of tax dollars that fund the transit program.

2010-2015 Long-Range Plans:

- Continue efficient and reliable service to the residents of Dawson.
- Maintain buses to prolong longevity.



SYSTEM SNAPSHOT:



Legal Name: Dawson, City of
Type of Government: City
Area Served: City of Dawson
Legislative House District: 20A
Congressional District: 7

Vehicles: 2 Class 400
Service Type: Dial-A-Ride
Days of Service: Monday-Friday 7:30 a.m.-4:30 p.m.
Base Fare: \$2.00
Funding Class: Rural

2007 SYSTEM DATA:

Total Operating Costs: \$82,156
Total Cost Per Passenger: \$4.43
Ridership: 18,552
Annual System Miles: 12,872



DULUTH TRANSIT AUTHORITY (DTA) - REGULAR ROUTE

Contact Person: Dennis E. Jensen
Title: General Manager
Address: 2402 West Michigan Street
Duluth, MN 55806
Telephone: 218.722.4426 Ext. 306
Fax: 218.722.4428
E-Mail: djensen@duluthtransit.com
Website: www.duluthtransit.com



SYSTEM SNAPSHOT:

Legal Name: Duluth Transit Authority
Type of Government: City
Area Served: Cities of Duluth, Hermantown and Proctor, MN; and Superior, WI
Legislative House District: 06B, 07A and 07B
Congressional District: 8

2008 Achievements:

- Began downtown bus stop renovations.
- Remodeled downtown transit center.
- Expanded commuter choice options.
- Restructured JARC routes to better meet demand.
- Added additional real time passenger signs.
- Increased ridership.
- Celebrated 125 years of public transit in Duluth.

2009 Objectives:

- Maintain and improve service and image of DTA within the Twin Ports area.
- Sign up two major employers to commuter choice.
- Complete downtown bus stop renovations.
- Expand ITS report system.
- Increase ridership.
- Update vision plan for DTA.

2010-2015 Long-Range Plans:

- Maintain and improve service and image of DTA within the Twin Ports area.
- Increase ridership.
- Implement service as recommended in 2002 Transit Plan.
- Become more fuel efficient.
- Reach goal of 80% of the ridership using passes.



Vehicles: 65 Class 700
Service Type: Fixed Route
Days of Service: Monday-Friday 4:30 a.m.-12:30 a.m., Saturday 6:02 a.m.-8:04 p.m. and Sunday 7:37 a.m.-7:39 p.m.
Base Fare: \$1.25; off peak fare \$.60
Funding Class: Urban

2007 SYSTEM DATA:

Total Operating Costs: \$10,198,212
Total Cost Per Passenger: \$3.57
Ridership: 2,854,469
Annual System Miles: 1,791,510



DULUTH TRANSIT AUTHORITY (DTA) - STRIDE

Contact Person: Dennis E. Jensen
Title: General Manager
Address: 2402 West Michigan Street
Duluth, MN 55806
Telephone: 218.722.4426 Ext. 306
Fax: 218.722.4428
E-Mail: djensen@duluthtransit.com
Website: www.duluthtransit.com



SYSTEM SNAPSHOT:

Legal Name: Duluth Transit Authority
Type of Government: City
Area Served: Cities of Duluth, Hermantown and Proctor, MN, and Superior, WI
Legislative House District: 06B, 07A and 07B
Congressional District: 8

2008 Achievements:

- Increased ridership.
- Replaced six buses that had exceed their lifespan.
- Celebrated 125 years of public transit in Duluth.

2009 Objectives:

- Maintain and improve service and image of the DTA within the Twin Ports area.
- Expand ITS reporting system.
- Increase ridership.
- Restructure certification process.

2010-2015 Long-Range Plans:

- Maintain and improve service and image of the DTA within the Twin Ports area.
- Increase ridership.
- Implement service as recommended in 2002 Transit Plan.
- Become more fuel efficient.
- Zero trips turndowns as per ADA.
- Improve on-time performance

Vehicles: 9 Class 400

Service Type: Dial-A-Ride

Days of Service: Monday-Friday 5:00 a.m.-11:00 p.m., Saturday 6:00 a.m.-7:00 p.m. and Sunday 6:00 a.m.-6:00 p.m.

Base Fare: \$2.50; off peak \$1.20

Funding Class: Urban/Complementary Paratransit

2007 SYSTEM DATA:

Total Operating Costs: \$616,680

Total Cost Per Passenger: \$25.64

Ridership: 24,050

Annual System Miles: 182,132



EAST GRAND FORKS TRANSIT- REGULAR ROUTE

Contact Person: Earl Haugen
Title: Transit Manager
Address: 600 DeMers Avenue, P. O.
Box 373, East Grand Forks MN 56721
Telephone: 218.773.0124
Fax: 218.773.0128
E-Mail: earl.haugen@theforksmmpo.org
Website: www.grandforksgov.com/bus

2008 Achievements:

- Continued to contract with local college to provide free rides for base fee.
- Increased ridership.

2009 Objectives:

- Continue marketing program to improve all ridership categories.

2010-2015 Long-Range Plans:

- Continue to improve ridership.
- Implement Transit Development Plan (TDP) recommendations.
- Invest in enhanced bus shelters.



SYSTEM SNAPSHOT:



Legal Name: East Grand Forks, City of
Type of Government: City
Area Served: City of East Grand Forks
Legislative House District: 01B
Congressional District: 7

Vehicles: 1 Class 400
Service Type: Fixed Route
Days of Service: Monday-Friday 7:00 a.m.-
6:00 p.m. and Saturday 8:00 a.m.-4:00 p.m.
Base Fare: \$1.50
Funding Class: Urban

2007 SYSTEM DATA:

Total Operating Costs: \$220,806
Total Cost Per Passenger: \$13.25
Ridership: 16,660
Annual System Miles: 52,257

EAST GRAND FORKS DIAL-A-RIDE (DAR)

Contact Person: Earl Haugen
Title: Transit Manager
Address: 600 DeMers Avenue, P. O.
Box 373, East Grand Forks, MN 56721
Telephone: 701.773.0124
Fax: 701.773.0128
E-Mail: earl.haugen@theforksmmpo.org
Website: www.grandforksgov.com/bus



SYSTEM SNAPSHOT:

Legal Name: East Grand Forks, City of
Type of Government: City
Area Served: City of East Grand Forks
Legislative House District: 01B
Congressional District: 7

2008 Achievements:

- Added two hours of service on Saturday.

2009 Objectives:

- Maintain system efficiency.
- Coordinate vehicle purchase with Grand Forks Dial-A-Ride system.

2010-2015 Long-Range Plans:

- Reduce cost of delivery through service coordination.
- Promote multiple loads on the systems.
- Implement Transit Development Plan (TDP) recommendations.

Vehicles: 6 Class 300

Service Type: Dial-A-Ride

Days of Service: Monday-Friday 7:00 a.m.-
10:00 p.m. and Saturday 8:00 a.m.-10:00 p.m.

Base Fare: \$2.50

Funding Class: Urban/Complementary
Paratransit



2007 SYSTEM DATA:

Total Operating Costs: \$43,000

Total Cost Per Passenger: \$10.58

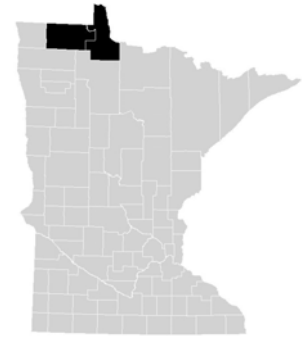
Ridership: 4,063

Annual System Miles: 16,254



FAR NORTH PUBLIC TRANSIT

Contact Person: Steve Butler
Title: Transit Manager
Address: 215 South Main
P. O. Box 189, Roseau, MN 56751
Telephone: 218.463.3238
Fax: 218.463.0001
E-Mail: rcco@wiktel.com
Website: www.farnorthtransit.com



SYSTEM SNAPSHOT:

Legal Name: Roseau County Committee on Aging

Type of Government: Joint Powers

Area Served: Lake of the Woods and Roseau Counties

Legislative Senate District: 01 and 03

Legislative House District: 01A and 03A

Congressional District: 7

2008 Achievements:

- Kept operating costs below \$32 per hour.
- Increased income by seven percent.
- Sold advertising frames on buses in Lake of the Woods County.

2009 Objectives:

- Expand service for students attending summer school and taking part in summer recreational activities in Roseau and Warroad.
- Expand service in Lake of the Woods County to provide service for Williams area.

2010-2015 Long-Range Plans:

- Expand service to better cover the towns of Badger and Greenbush.

Vehicles: 5 Class 400

Service Type: Route Deviation and Dial-A-Ride

Days of Service: Monday-Friday 7:00 a.m.-5:00 p.m.

Base Fare: \$1.00 plus \$.75 for each 10 miles

Funding Class: Rural

2007 SYSTEM DATA:

Total Operating Costs: \$252,954

Total Cost Per Passenger: \$8.19

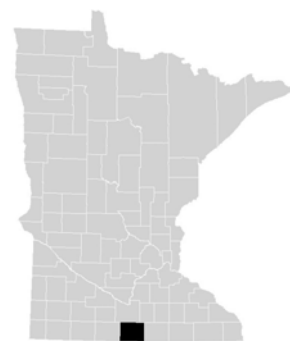
Ridership: 30,874

Annual System Miles: 111,168



FARIBAULT COUNTY PRAIRIE EXPRESS

Contact Person: Bonita Zimmer
Title: Transit Coordinator
Address: 415 North Main Street
P. O. Box 130, Blue Earth, MN 56013
Telephone: 507.526.7433
Fax: 507.526.6227
E-Mail:
bonita.zimmer@co.faribault.mn.us
Website:
www.co.faribault.mn.us/express.cfm



SYSTEM SNAPSHOT:

Legal Name: Faribault County
Type of Government: County
Area Served: Faribault County
Legislative Senate District: 24
Legislative House District: 24A and 24B
Congressional District: 1

2008 Achievements:

- Increased ridership.
- Provided shuttle service to the County Fair.
- Increased student ridership through the sale of passes.

2009 Objectives:

- Maintain increased ridership with increase in fares.
- Develop more standing orders to form quasi routes

2010-2015 Long-Range Plans:

- Turn service over to third party administrator.

Vehicles: 3 Class 400
Service Type: Dial-A-Ride
Days of Service: Monday-Friday 8:00 a.m.-
5:00 p.m.
Base Fare: \$2.00
Funding Class: Rural

2007 SYSTEM DATA:

Total Operating Costs: \$195,318
Total Cost Per Passenger: \$13.05
Ridership: 14,966
Annual System Miles: 97,600



FARIBAULT FLYER

Contact Person: Kim Lang
Title: Community Development Coordinator
Address: 208 N.W. 1st Avenue
Faribault, MN 55021
Telephone: 507.333.0376
Fax: 507.384.0507
E-Mail: klang@ci.faribault.mn.us
Website: www.ci.faribault.mn.us/departments/transit



SYSTEM SNAPSHOT:

Legal Name: Faribault, City of
Type of Government: City
Area Served: City of Faribault
Legislative House District: 26B
Congressional District: 2

2008 Achievements:

- Completed system evaluation and presented proposed changes to City Council.
- Replaced one vehicle.

2009 Objectives:

- Decrease deviations by 50 percent.
- Increase ridership by 5 percent.
- Increase fare box recovery rate from 17 percent to 19 percent.

2010-2015 Long-Range Plans:

- Increase ridership by 5% per year.
- Achieve 20% fare box recovery rate.
- Monitor system for potential changes to address unmet needs.
- Work with Rice County and the City of Northfield to provide county-wide service.

Vehicles: 3 Class 400

Service Type: Route Deviation

Days of Service: Monday-Friday 6:30 a.m.-6:30 p.m., Saturday 7:30 a.m.-5:30 p.m. and Sunday 8:30 a.m.-3:30 p.m.

Base Fare: \$1.00

Funding Class: Small Urban

2007 SYSTEM DATA:

Total Operating Costs: \$150,340

Total Cost Per Passenger: \$6.96

Ridership: 21,614

Annual System Miles: 51,274



FOSSTON TRANSIT

Contact Person: Charles Lucken
Title: City Administrator
Address: 220 East First Street,
P. O. Box 239, Fosston, MN 56542
Telephone: 218.435.1959
Fax: 218.435.1961
E-Mail: chuck.lucken@fosston.com
Website: www.fosston.com

2008 Achievements:

- Completed another successful year of local transit service.
- Continued to keep fares low in spite of rising fuel costs.

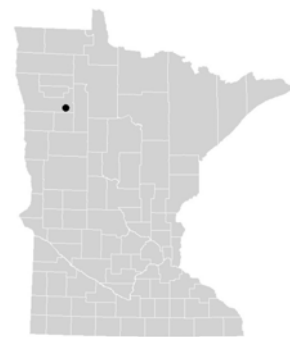
2009 Objectives:

- Continue to keep fares low in spite of rising fuel costs.
- Encourage the use of our transportation system.

2010-2015 Long-Range Plans:

- Increase ridership.
- Operate system in the most cost effective manner possible.

SYSTEM SNAPSHOT:



Legal Name: Fosston, City of
Type of Government: City
Area Served: City of Fosston
Legislative House District: 02A
Congressional District: 7

Vehicles: 1 Class 400
Service Type: Dial-A-Ride
Days of Service: Monday-Friday 7:30 a.m.-
5:30 p.m. and Sunday 8:00 a.m.-12:00 p.m.
Base Fare: \$.50
Funding Class: Rural

2007 SYSTEM DATA:

Total Operating Costs: \$72,320
Total Cost Per Passenger: \$3.26
Ridership: 22,194
Annual System Miles: 24,000



GRANITE FALLS HEARTLAND EXPRESS

Contact Person: William P. Lavin
Title: City Manager
Address: 885 Prentice Street
Granite Falls, MN 56241
Telephone: 320.564.3011
Fax: 320.564.3013
E-Mail: bill.lavin@granitefalls.com
Website:
www.granitefalls.com/city3.html

2008 Achievements:

- Increased ridership.

2009 Objectives:

- Provide safe, dependable rides at an affordable price for Granite Falls residents.

2010-2015 Long-Range Plans:

- Increase ridership.
- Hold down costs

SYSTEM SNAPSHOT:



Legal Name: Granite Falls, City of
Type of Government: City
Area Served: City of Granite Falls
Legislative House District: 20B
Congressional District: 7

Vehicles: 1 Class 400
Service Type: Dial-A-Ride
Days of Service: Monday-Friday 6:30 a.m.-5:30 p.m.
Base Fare: \$1.50
Funding Class: Small Urban

2007 SYSTEM DATA:

Total Operating Costs: \$99,797
Total Cost Per Passenger: \$4.44
Ridership: 22,458
Annual System Miles: 23,048



GRANT COUNTY ALPHA TRANSIT

Contact Person: Janet Johnson
Title: Transportation Coordinator
Address: 28 Central Avenue South,
P. O. Box 1006, Elbow Lake, MN 56531
Telephone: 218.685.4417
Fax: 218.685.4978
E-Mail: janet.johnson@co.grant.mn.us
Website:
www.co.grant.mn.us/publictrans.asp

2008 Achievements:

- Accepted Dial-A-Ride for summer recreation programming.
- Increased volunteer driver participation.

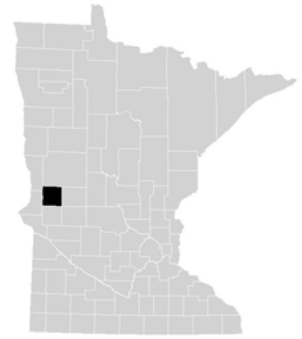
2009 Objectives:

- Operate on days when contracted service not used.
- Secure additional Dial-A-Ride for summer recreation programming.

2010-2015 Long-Range Plans:

- Increase daily length of operation.
- Accommodate additional ridership in outlying areas of Grant County on a consistent basis.

SYSTEM SNAPSHOT:



Legal Name: Grant County Transportation
Type of Government: County
Area Served: Grant County
Legislative Senate District: 11
Legislative House District: 11A
Congressional District: 7

Vehicles: 3 Class 400

Service Type: Route Deviation, Dial-A-Ride and Route Guarantee

Days of Service: Monday-Friday 8:00 a.m.-5:00 p.m.

Base Fare: \$1.50

Funding Class: Rural

2007 SYSTEM DATA:

Total Operating Costs: \$151,010

Total Cost Per Passenger: \$10.65

Ridership: 14,185

Annual System Miles: 53,353



HIBBING AREA TRANSIT

Contact Person: Sherri A. Lindstrom
Title: Finance Director
Address: 401 East 21st Street
Hibbing, MN 55746
Telephone: 218.262.3486 Ext. 114
Fax: 218.262.2308
E-Mail: slindstrom@ci.hibbing.mn.us
Website: www.hibbing.mn.us

2008 Achievements:

- Replaced two buses.
- Developed a new brochure to market service.
- Provided training to new personnel.

2009 Objectives:

- Increase ridership through improved communication and service.
- Provide additional training to personnel.

2010-2015 Long-Range Plans:

- Expand service and ridership in outlying parts of the city.

SYSTEM SNAPSHOT:



Legal Name: Hibbing, City of
Type of Government: City
Area Served: City of Hibbing
Legislative House District: 05B
Congressional District: 8

Vehicles: 4 Class 500
Service Type: Route Deviation and Dial-A-Ride
Days of Service: Route Deviation Monday-Friday 9:00 a.m.-8:00 p.m., Dial-A-Ride 6:00 a.m.-9:00 p.m. and Saturday –Sunday 10:00 a.m.-4:00 p.m.
Base Fare: \$1.00 one way
Funding Class: Small Urban

2007 SYSTEM DATA:

Total Operating Costs: \$214,227
Total Cost Per Passenger: \$6.14
Ridership: 34,917
Annual System Miles: 83,756



HUBBARD COUNTY HEARTLAND EXPRESS

Contact Person: Linda Bair
Title: Transit Coordinator
Address: 301 Court Street
Park Rapids, MN 56467
Telephone: 218.732.9328
Fax: 218.732.3231
E-Mail: lbair@co.hubbard.mn.us
Website: www.co.hubbard.mn.us



SYSTEM SNAPSHOT:

Legal Name: Hubbard County
Type of Government: County
Area Served: Hubbard County and the City of Park Rapids
Legislative Senate District: 02 and 04
Legislative House District: 2B and 4B
Congressional District: 8

Vehicles: 4 Class 400
Service Type: Route Deviation, Dial-A-Ride and Volunteer
Days of Service: Monday-Friday 6:45 a.m.-5:00 p.m.
Base Fare: \$1.25
Funding Class: Rural

2008 Achievements:

- Increased usage by Day Care Providers.
- Doubled the number of volunteer drivers.
- Received funds to put in integrated child restraint seats in city bus.
- Maintained level of service throughout major road construction.

2009 Objectives:

- Automate ride requests.
- Add additional service to the city of Park Rapids.
- Add a commuter route down a major corridor.

2010-2015 Long-Range Plans:

- Improve efficiency of city bus system.
- Provide necessary transportation to meet the basic needs of our community members.

2007 SYSTEM DATA:

Total Operating Costs: \$228,406
Total Cost Per Passenger: \$9.49
Ridership: 24,075
Annual System Miles: 158,200



Volunteer Drivers

KANDIYOHI AREA TRANSIT (KAT)

Contact Person: Tiffany Collins
Title: Transit Director
Address: 1320 – 22nd Street S.W.
P. O. Box 186, Willmar, MN 56201
Telephone: 320.214.7433
Fax: 320.214.7754
E-Mail: tcollins@katbus.org
Website: www.katbus.org

2008 Achievements:

- Built a transfer shelter/bus stop in downtown Willmar.

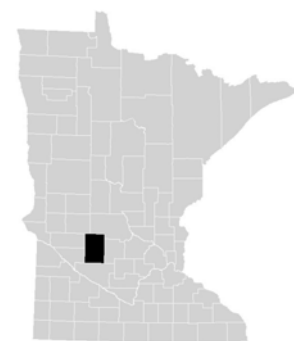
2009 Objectives:

- Start a work shuttle to and from Willmar's Industrial Park.
- Start a new Dial-A-Ride bus in the communities of New London and Spicer.

2010-2015 Long-Range Plans:

- Improve and enhance bus routes for people to get to and from work.
- Expand on transit opportunities for seniors and people who are disabled.

SYSTEM SNAPSHOT:



Legal Name: Kandiyohi Area Transit Joint Powers Board

Type of Government: Joint Powers Board

Area Served: Kandiyohi County

Legislative Senate District: 13

Legislative House District: 13A and 13B

Congressional District: 7

Vehicles: 7 Class 400 and 3 Class 500

Service Type: Route Deviation and Demand Response

Days of Service: Monday-Friday 5:30 a.m.-5:30 p.m. and Saturday 8:00 a.m.-4:00 p.m.

Base Fare: \$1.25

Funding Class: Rural


2007 SYSTEM DATA:

Total Operating Costs: \$912,743

Total Cost Per Passenger: \$7.56

Ridership: 120,807

Annual System Miles: 272,000



LA CRESCENT APPLE EXPRESS

Contact Person: Keith Carlson
Title: Transit Manager
Address: 315 Main Street
La Crescent, MN 55947
Telephone: 608.789.7350
Fax: 608.789.7374
E-Mail: carlsonk@cityoflacrosse.org
Website: www.cityoflacrosse.org

2008 Achievements:

- Intermodal Transit Center and Joint Development project under construction in La Crosse.

2009 Objectives:

- Complete construction of new transit center.

2010-2015 Long-Range Plans:

- Expand service to meet growing demand for service in the region.

SYSTEM SNAPSHOT:



Legal Name: La Crescent, City of
Type of Government: City
Area Served: City of La Crescent, MN, and La Crosse, WI
Legislative House District: 31A and 31B
Congressional District: 1

Vehicles: 1 Class 400
Service Type: Route Deviation
Days of Service: Monday-Friday 6:00 a.m.-6:00 p.m.
Base Fare: \$1.25
Funding Class: Urban

2007 SYSTEM DATA:

Total Operating Costs: \$186,529
Total Cost Per Passenger: \$11.78
Ridership: 15,833
Annual System Miles: 39,472



LE SUEUR HEARTLAND EXPRESS

Contact Person: Connie Swanson
Title: Transit Director
Address: 601 South 5th Street
P. O. Box 176, Le Sueur, MN 56058
Telephone: 507.665.6211
Fax: 507.665.3813
E-Mail: cswanson@cityoflesueur.com
Website:
www.cityoflesueur.com/sections/transit.php

2008 Achievements:

- Identified unmet transit priorities.
- Celebrated 30th year of transit service to the city.
- Increased ridership.

2009 Objectives:

- Market transit benefits to local industry and establish work routes.
- Implement local unmet transit needs.

2010-2015 Long-Range Plans:

- Maintain affordable transit options.
- Expand coordination with neighboring transit systems.

SYSTEM SNAPSHOT:



Legal Name: Le Sueur, City of
Type of Government: City
Area Served: City of Le Sueur
Legislative House District: 25A
Congressional District: 2 and 7

Vehicles: 3 Class 400
Service Type: Route Deviation and Dial-A-Ride
Days of Service: Monday-Friday 7:00 a.m.-4:30 p.m.
Base Fare: \$2.50
Funding Class: Small Urban

2007 SYSTEM DATA:

Total Operating Costs: \$193,000
Total Cost Per Passenger: \$7.58
Ridership: 25,460
Annual System Miles: 24,805



LINCOLN COUNTY HEARTLAND EXPRESS

Contact Person: Cara Nielsen
Title: Director
Address: 319 North Rebecca Street
P. O. Box 29, Ivanhoe, MN 56142
Telephone: 507.694.1843
Fax: 507.694.1198
E-Mail: Cnielsen@co.lincoln.mn.us
Website: www.mncounties3.org/lincoln/Departments/Transportation.htm

2008 Achievements:

- Increased ridership.
- Stayed within budget.

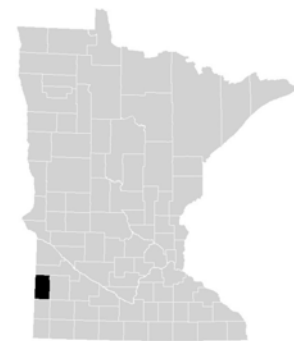
2009 Objectives:

- Increase ridership.
- Increase fares in January.
- Stay within budget.

2010-2015 Long-Range Plans:

- Increase ridership.
- Purchase new bus.
- Dispose unused buses.

SYSTEM SNAPSHOT:



Legal Name: Lincoln County
Type of Government: County
Area Served: Lincoln County, Cities of Canby, Marshall, Minneota, Pipestone and the Cities of Brookings and Watertown, SD
Legislative Senate District: 20
Legislative House District: 20A
Congressional District: 7

Vehicles: 3 Class 400
Service Type: Dial-A-Ride
Days of Service: Monday-Friday 8:30 a.m.-4:30 p.m.
Base Fare: Varies by Ride/Destination
State Funding Class: Rural

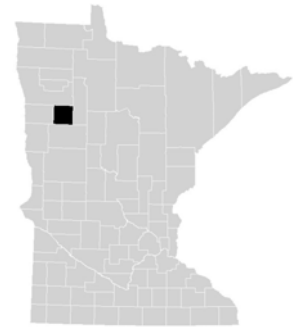
2007 SYSTEM DATA:

Total Operating Costs: \$194,512
Total Cost Per Passenger: \$13.97
Ridership: 13,926
Annual System Miles: 69,046



MAHNOMEN COUNTY HEARTLAND EXPRESS

Contact Person: Cindy Marihart
Title: Director of Human Services
Address: 311 North Main Street
P. O. Box 460, Mahnomen, MN 56557
Telephone: 218.935.2568
Fax: 218.935.5459
E-Mail:
cmarihart@hs.co.mahnomen.mn.us



SYSTEM SNAPSHOT:

Legal Name: Mahnomen County Human Services

Type of Government: County

Area Served: Mahnomen County; to and from Bemidji, Detroit Lakes, Fargo, Ogema and White Earth

Legislative Senate District: 02

Legislative House District: 02A

Congressional District: 7

2008 Achievements:

- Contracted with DAC for transportation services.
- Provided transportation services between the parochial and public schools.
- Increased base fare rates \$1.00 for trips 5 miles out of city limits.

2009 Objectives:

- Continue to provide dependable and reliable transportation services.
- Increase ridership.

2010-2015 Long-Range Plans:

- Reach 15% cost recovery.
- Coordinate with other local entities

Vehicles: 3 Class 400

Service Type: Dial-A-Ride

Days of Service: Monday-Friday 7:30 a.m.-4:30 p.m.

Base Fare: \$2.00 rural one-way; \$1.00 one-way city limits

Funding Class: Rural

2007 SYSTEM DATA:

Total Operating Costs: \$157,116

Total Cost Per Passenger: \$13.48

Ridership: 11,654

Annual System Miles: 43,441



Mahnomen County Heartland Express



MANKATO – GREATER MANKATO TRANSIT SYSTEM

Contact Person: Mark Anderson
Title: Superintendent
Address: 10 Civic Center Plaza
P. O. Box 3368
Mankato, MN 56002-3368
Telephone: 507.387.8655
Fax: 507.387.2076
E-Mail: manderson@city.mankato.mn.us
Website: www.ci.mankato.mn.us/MTS/ServiceArea.aspx



SYSTEM SNAPSHOT:

Legal Name: Mankato, City of
Type of Government: City
Area Served: Cities of Mankato and North Mankato
Legislative House District: 23A, 23B and 25A
Congressional District: 1

2008 Achievements:

- Increased ridership and advertising revenue.
- Participated in mobility management coordination plan.
- Purchased a new Class 700 bus.

2009 Objectives:

- Prepare to move operations to new site in old Mn/DOT facilities.
- Replace fare boxes.

2010-2015 Long-Range Plans:

- Move operations to new site.
- Increase ridership through route review and adjustments
- Continue to refine and execute bus replacement.

Vehicles: 1 Class 400, 5 Class 500, 3 Class 600 and 7 Class 700

Service Type: Fixed Route and Complementary Paratransit

Days of Service: Monday-Friday 6:35 a.m.-5:35 p.m. and Saturday 10:00 a.m.-5:30 p.m.

Base Fare: \$1.50

Funding Class: Small Urban

2007 SYSTEM DATA:

Total Operating Costs: \$1,202,764

Total Cost Per Passenger: \$3.94

Ridership: 305,572

Annual System Miles: 251,953



MARTIN COUNTY EXPRESS

Contact Person: Scott Higgins
Title: County Coordinator
Address: 201 Lake Avenue, Room 100
Fairmont, MN 56031
Telephone: 507.238.3126
Fax: 507.238.3136
E-Mail: scott.higgins@co.martin.mn.us
Website: www.co.martin.mn.us/Countyinfo/mcexpress.htm

2008 Achievements:

- Purchased a bus.

2009 Objectives:

- Establish Deviated Route in the city of Fairmont.
- Install dispatch service software.

2010-2015 Long-Range Plans:

- Continue to reduce cost per passenger.
- Review dispatching services software.

SYSTEM SNAPSHOT:



Legal Name: Martin County
Type of Government: County
Area Served: Cities of Dunnell, Fairmont, Granada, Sherburn, Trimont, Truman and Welcome in Martin County
Legislative Senate District: 24
Legislative House District: 24A
Congressional District: 1

Vehicles: 6 Class 400

Service Type: Dial-A-Ride

Days of Service: Monday-Friday 5:00 a.m.-10:00 p.m. and Saturday 8:00 a.m.-10:00 p.m.

Base Fare: \$2.50

Funding Class: Rural

2007 SYSTEM DATA:

Total Operating Costs: \$483,416

Total Cost Per Passenger: \$6.31

Ridership: 76,634

Annual System Miles: 276,572



MEEKER COUNTY PUBLIC TRANSIT

Contact Person: Donna Anderson
Title: Director
Address: 218 North Holcombe Avenue
Litchfield, MN 55355
Telephone: 320.693.7794 or
1.800.513.7433
Fax: 320.373.6610
E-Mail: donnaanderson@ecumen.org
Website: www.augustanahomes.org/transit1/htm

2008 Achievements:

- Awarded new bus garage dollars.
- Lowered cost per rider.
- Added a part-time dispatcher
- Increased ridership.

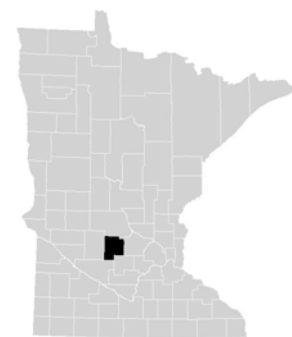
2009 Objectives:

- Add an additional bus.
- Add service hours.
- Operate out of new bus garage

2010-2015 Long-Range Plans:

- Expand bus fleet to 11.

SYSTEM SNAPSHOT:



Legal Name: Ecumen dba Augustana Lutheran Homes

Type of Government: County

Area Served: Meeker County

Legislative Senate District: 18

Legislative House District: 18A and 18B

Congressional District: 7

Vehicles: 6 Class 400

Service Type: Route Deviation, Subscription and Dial-A-Ride

Days of Service: Monday-Friday 7:00 a.m.-6:00 p.m., Saturday 8:00 a.m.-1:00 p.m. and Sunday 8:00 a.m.-12:00 p.m.

Base Fare: \$1.50 Town, \$3.00 County

Funding Class: Rural

2007 SYSTEM DATA:

Total Operating Costs: \$453,932

Total Cost Per Passenger: \$6.86

Ridership: 66,125

Annual System Miles: 175,798



MILLE LACS PUBLIC TRANSIT

Contact Person: Helen Pieper
Title: Executive Director
Address: 535 – 8th Street N.E.
P. O. Box 7, Milaca, MN 56353
Telephone: 320.983.5964
Fax: 320.983.3294
E-Mail: mlptinc@citlink.net
Website: www.mltransit.com

2008 Achievements:

- Began the process of aggressive outreach to the community.
- Moved toward more structured Dial-A-Ride service.
- Redesigned fare structure for 2009.

2009 Objectives:

- Implement computerized dispatching.
- Add additional service to the City of Princeton to meet the demands of Adult Daycare and Preschool needs
- Develop additional commuter routes for the areas of Mora and Princeton.
- Develop partnerships with rural townships and hard to serve areas.

2010-2015 Long-Range Plans:

- Implement commuter line service.
- Expand service hours.
- Create partnerships with organizations serving people with development disabilities, senior and the economically disadvantaged.

SYSTEM SNAPSHOT:




Legal Name: Mille Lacs Public Transit, Inc.
Type of Government: Non-Profit
Area Served: Cities of Bock, Foreston, Isle, Milaca, Onamia, Pease, Princeton, Vineland and Wahkon in Mille Lacs County
Legislative Senate District: 16
Legislative House District: 16A
Congressional District: 8

Vehicles: 4 Class 400
Service Type: Route Deviation and Dial-A-Ride
Days of Service: Monday-Friday 7:00 a.m.-4:00 p.m.
Base Fare: \$3.00
Funding Class: Rural

2007 SYSTEM DATA:

Total Operating Costs: \$257,789
Total Cost Per Passenger: \$12.10
Ridership: 21,312
Annual System Miles: 102,602



MONTEVIDEO HEARTLAND EXPRESS

Contact Person: Nick Haggemiller
Title: Community Development Director
Address: 103 Canton Avenue
Montevideo, MN 56265
Telephone: 320.269.6575
Fax: 320.269.9340
E-Mail: cdd@montevideomn.org
Website: www.montevideomn.org

2008 Achievements:

- Maintained ridership levels while increasing customer satisfaction.
- Provided quality service to all sectors of the community.

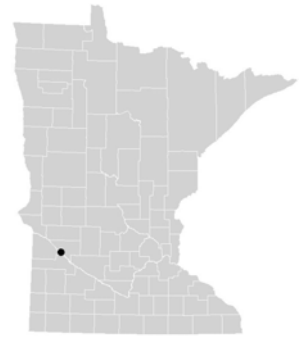
2009 Objectives:

- Increase ridership with a smooth transition in transit leadership.

2010-2015 Long-Range Plans:

- Increase ridership by using new and innovative techniques.

SYSTEM SNAPSHOT:



Legal Name: Montevideo, City of
Type of Government: City
Area Served: City of Montevideo
Legislative House District: 20B
Congressional District: 7

Vehicles: 3 Class 400
Service Type: Dial-A-Ride
Days of Service: Monday-Friday 5:30 a.m.-
4:00 p.m.
Base Fare: \$1.50
Funding Class: Small Urban

2007 SYSTEM DATA:

Total Operating Costs: \$103,900
Total Cost Per Passenger: \$6.77
Ridership: 15,351
Annual System Miles: 25,678



MOORHEAD METROPOLITAN AREA TRANSIT (MAT)

Contact Person: Lori Van Beek
Title: Transit Manager
Address: 650 – 23rd Street North
Fargo, ND 58102
Telephone: 701.476.6686 or
701.476.6782
Fax: 701.241.8558
E-Mail: ivanbeek@matbus.com
Website: www.matbus.com



SYSTEM SNAPSHOT:

Legal Name: Moorhead, City of
Type of Government: City
Area Served: Cities of Dilworth and Moorhead
Legislative House District: 09A and 09B
Congressional District: 7

2008 Achievements:

- Increased frequency of service during the summer mid-day.
- Implemented changes per Realignment Study to Routes 4 and 6.
- Completed improvements to shelters and bus stops on Moorhead's three college campuses.
- Established group pass rates for businesses.

2009 Objectives:

- Add bus service to the City of Dilworth and newly developed areas of southeast Moorhead.
- Complete Federal Triennial Review.
- Develop a new marketing plan.

2010-2015 Long-Range Plans:

- Add demand-response general public service to unserved areas of Moorhead.
- Increase service frequency on Saturday to 30 minutes on Routes 1, 2 and 4.
- Draft an agreement to share vehicles with City of Fargo.
- Create a Metro Transit Authority.

Vehicles: 10 Class 700

Service Type: Fixed Route

Days of Service: Monday-Friday 6:15 a.m.-
10:15 p.m. and Saturday 7:15 a.m.-10:15 p.m.

Base Fare: \$1.00

Funding Class: Urban

2007 SYSTEM DATA:

Total Operating Costs: \$1,302,163

Total Cost Per Passenger: \$3.67

Ridership: 355,268

Annual System Miles: 316,749



MOORHEAD METROPOLITAN AREA TRANSIT (MAT) PARATRANSIT

Contact Person: Lori Van Beek
Title: Transit Manager
Address: 650 – 23rd Street North
Fargo, ND 58102
Telephone: 701.476.6686
Fax: 701.241.8558
E-Mail: lvambeek@matbus.com
Website: www.matbus.com



SYSTEM SNAPSHOT:

Legal Name: Moorhead, City of
Type of Government: City
Area Served: Cities of Dilworth and Moorhead
Legislative House District: 09A and 09B
Congressional District: 7

2008 Achievements:

- Purchased expansion vehicle to meet growing demand.
- Added service hours to meet growing demand.
- Began operation of new Metro Senior Ride Service.
- Began expanded Metro Mobility Manager position jointly with the City of Fargo.

2009 Objectives:

- Prepare analysis of first year of Metro Senior Ride service in Moorhead and Dilworth.
- Create a Mobility Plan.
- Develop a Fargo-Moorhead specialized transportation webpage.

2010-2015 Long-Range Plans:

- Replace Moorhead paratransit vehicles.
- Implement service in newly annexed and developed areas of Moorhead and Dilworth.
- Expand Metro Senior Ride service to meet growing demand.

Vehicles: 3 Class 400
Service Type: Dial-A-Ride
Days of Service: Monday-Saturday 6:15 a.m.-10:15 p.m.
Base Fare: \$2.00
Funding Class: Urban and Complementary Paratransit

2007 SYSTEM DATA:

Total Operating Costs: \$258,046
Total Cost Per Passenger: \$17.80
Ridership: 14,500
Annual System Miles: 81,780



MORRIS TRANSIT

Contact Person: Eugene Krosschell
Title: Finance Director
Address: P. O. Box 438
Morris, MN 56267
Telephone: 320.589.1000
Fax: 320.589.3111
E-Mail: cityhall@ci.morris.mn.us
Website:
www.ci.morris.mn.us/transit.php



SYSTEM SNAPSHOT:

Legal Name: Morris, City of
Type of Government: City
Area Served: City of Morris
Legislative House District: 11A
Congressional District: 7

2008 Achievements:

- Participated in expos to promote system.
- Increased ridership.

2009 Objectives:

- Update policies.
- Obtain computer access.

2010-2015 Long-Range Plans:

- Access facility needs.

Vehicles: 5 Class 400

Service Type: Dial-A-Ride

Days of Service: Monday-Friday 6:00 a.m.-10:00 p.m., Saturday 12:00 p.m.-4:00 p.m. and Sunday 8:30 a.m.-12:30 p.m.

Base Fare: \$1.00 if scheduled 2 hours in advance or else \$2.00

Funding Class: Small Urban

2007 SYSTEM DATA:

Total Operating Costs: \$306,158

Total Cost Per Passenger: \$4.94

Ridership: 61,951

Annual System Miles: 90,982



MURRAY COUNTY HEARTLAND EXPRESS

Contact Person: Michelle Miranowski
Title: Transportation Coordinator
Address: 2439 Broadway Avenue
Slayton, MN 56172
Telephone: 507.836.6648
Fax: 507.836.8875
E-Mail: mcrides@frontiernet.net



SYSTEM SNAPSHOT:

Legal Name: Murray County
Type of Government: County
Area Served: Murray County
Legislative Senate District: 22
Legislative House District: 22A
Congressional District: 1

2008 Achievements:

- Participated in local events to increase awareness of public transportation.
- Increased passenger trips.

2009 Objectives:

- Be accident free.
- Increase passenger trips.

2010-2015 Long-Range Plans:

- Continue to participate in local events to increase awareness of public transportation.
- Provide necessary safety training.

Vehicles: 1 Class 400

Service Type: Dial-A-Ride

Days of Service: Monday-Friday 8:00 a.m.-4:00 p.m.

Base Fare: \$2.00 in-town one-way; \$2.50 in-town round trip; \$3.00 in-county one-way; and \$4.00 in-county round trip

Funding Class: Rural

2007 SYSTEM DATA:

Total Operating Costs: \$98,189

Total Cost Per Passenger: \$10.00

Ridership: 9,605

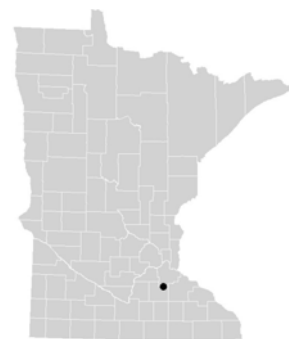
Annual System Miles: 15,525



NORTHFIELD TRANSIT

Contact Person: Brian Erickson
Title: Public Works Operations Engineer
Address: Public Services Department
1710 Riverview Drive
Northfield, MN 55057-3143
Telephone: 507.645.3037
Fax: 507.645.3980
E-Mail:
brian.erickson@ci.northfield.mn.us
Website:
www.ci.northfield.mn.us/cityservices/transit

SYSTEM SNAPSHOT:



Legal Name: Northfield, City of
Type of Government: City
Area Served: City of Northfield
Legislative House District: 25B and 36B
Congressional District: 2

2008 Achievements:

- Increased ridership.

2009 Objectives:

- Explore additional route deviation in combination with dial-a-ride service.
- Complete multi-modal transportation hub facility.

2010-2015 Long-Range Plans:

- Expand coordination with other public and private providers.
- Expand intercity service to nearby cities and rural areas.
- Explore possible commuter service.

Vehicles: 4 Class 400 and 1 Class 500
Service Type: Route Deviation and Dial-A-Ride
Days of Service: Monday-Friday 7:00 a.m.-5:30 p.m. and Saturday 10:00 a.m.-1:00 p.m.
Base Fare: \$1.00; \$4.00 Jefferson Lines Connection
Funding Class: Small Urban

2007 SYSTEM DATA:

Total Operating Costs: \$313,625
Total Cost Per Passenger: \$7.01
Ridership: 44,750
Annual System Miles: 83,477



PAUL BUNYAN TRANSIT

Contact Person: Gregory O. Negard
Title: Executive Director
Address: 706 Railroad Street S.E.
Bemidji, MN 56601
Telephone: 218.751.8765
Fax: 218.444.9521
E-Mail: pbtrans@paulbunyan.net
Website: www.paulbunyantransit.com

2008 Achievements:

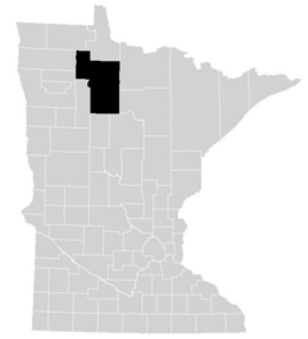
- Received the 2007 Transit System of the Year Award.
- Hosted the 2008 State Bus Rodeo.
- Installed new telephone and computer system.
- Upgraded AVL system.
- Increased ridership

2009 Objectives:

- Expand volunteer driver program.
- Add another bus to Dial-A-Ride system Monday through Friday.
- Add one bus on Saturday's during winter months.

2010-2015 Long-Range Plans:

- Remodel or move to an expanded facility.
- Evaluate changing system from predominately Dial-A-Ride to Deviated Route.




SYSTEM SNAPSHOT:

Legal Name: Paul Bunyan Transit
Type of Government: Non-Profit
Area Served: Beltrami County
Legislative Senate District: 02 and 04
Legislative House District: 02B and 04A
Congressional District: 7 and 8

Vehicles: 11 Class 400
Service Type: Dial-A-Ride, Subscription and Route Deviation
Days of Service: Monday-Friday 7:00 a.m.-6:00 p.m. and Saturday 8:00 a.m.-5:00 p.m.
Base Fare: \$1.25; 10 punch pass; monthly work pass
Funding Class: Rural

2007 SYSTEM DATA:

Total Operating Costs: \$697,865
Total Cost Per Passenger: \$7.69
Ridership: 90,745
Annual System Miles: 250,401



Ready to serve their customers

PINE RIVER RIDE WITH US BUS

Contact Person: Barbara Jorgenson
Title: Transit Administrator
Address: P. O. Box 87
Pine River, MN 56474
Telephone: 218.587.2440
Fax: 218.587.2168
E-Mail: prridewithusbus@hotmail.com
Website: www.pinerivermn.com/city.htm

2008 Achievements:

- Lowered maintenance costs from \$.10 per mile to \$.02 per mile.
- Completed 18 plus years of accident free service.
- Maintained 2007 rate of ride ticket sales as of 6/30/08.

2009 Objectives:

- Increase ridership.
- Reduce vehicle cost/mile.

2010-2015 Long-Range Plans:

- Replace vehicle.
- Explore potential coordination with Crow Wing County.

SYSTEM SNAPSHOT:



Legal Name: Pine River, City of
Type of Government: City
Area Served: City of Pine River
Legislative House District: 4B
Congressional District: 8

Vehicles: 1 Class 300
Service Type: Dial-A-Ride
Days of Service: Monday-Friday 8:45 a.m.-4:15 p.m.
Base Fare: \$1.00 one way; ride ticket \$11.00
Funding Class: Rural

2007 SYSTEM DATA:

Total Operating Costs: \$77,826
Total Cost Per Passenger: \$13.00
Ridership: 5,912
Annual System Miles: 9,305



PIPESTONE COUNTY TRANSIT

Contact Person: Marc Hall
Title: Transit Director
Address: 811 – 5th Street
Pipestone, MN 56164
Telephone: 507.825.6713
Fax: 507.825.6734
E-Mail: marc.hall@co.pipestone.mn.us
Website: www.pipestone-county.com

2008 Achievements:

- Implemented new rates for regular and summer fares.
- Received new bus.

2009 Objectives:

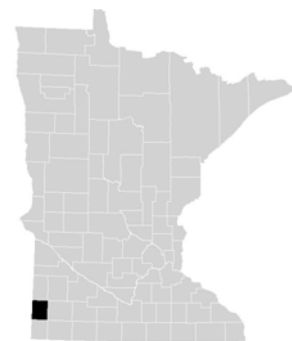
- Occupy new office space with ambulance department.

2010-2015 Long-Range Plans:

- Expand transit system.



SYSTEM SNAPSHOT:



Legal Name: Pipestone County
Type of Government: County
Area Served: Cities of Edgerton, Hatfield, Jasper, Pipestone, Ruthton and Woodstock in Pipestone County
Legislative Senate District: 22
Legislative House District: 22A
Congressional District: 1

Vehicles: 4 Class 400
Service Type: Dial-A-Ride
Days of Service: Monday-Friday 7:00 a.m.-5:00 p.m., Saturday 9:00 a.m.-3:00 p.m. and Sunday 8:00 a.m.-1:00 p.m.
Base Fare: \$1.50 City of Pipestone; Outer County Zones \$2.00-\$4.00
Funding Class: Rural

2007 SYSTEM DATA:

Total Operating Costs: \$320,211
Total Cost Per Passenger: \$7.62
Ridership: 42,025
Annual System Miles: 111,633

PRAIRIE FIVE RIDES

Contact Person: Richard Olson
Title: Program Manager
Address: 7th Street and Washington Avenue, P. O. Box 159
Montevideo, MN 56218
Telephone: 320.269.8727
Fax: 320.269.6570
E-Mail: dickp5@willmarnet.com
Website: www.prairiefive.com

2008 Achievements:

- Retained the same level of service as 2007.
- Increased ridership.

2009 Objectives:

- Implement dispatching software

2010-2015 Long-Range Plans:

- Build a bus garage

SYSTEM SNAPSHOT:



Legal Name: Prairie Five CAC, Inc.
Type of Government: CAP
Area Served: Big Stone, Chippewa, Lac Qui Parle, Swift and Yellow Medicine Counties
Legislative Senate District: 20
Legislative House District: 20A and 20B
Congressional District: 7

Vehicles: 10 Class 400
Service Type: Dial-A-Ride
Days of Service: Monday-Friday 6:00 a.m.-6:00 p.m.
Base Fare: \$1.00 cities served/\$.25 per mile county rides
Funding Class: Rural

2007 SYSTEM DATA:

Total Operating Costs: \$718,697
Total Cost Per Passenger: \$8.00
Ridership: 75,136
Annual System Miles: 426,542



PRAIRIELAND TRANSIT

Contact Person: Karen DeBoer
Title: Transit Director
Address: 1106 Third Avenue
P. O. Box 787, Worthington, MN 56187
Telephone: 507.376.3322 Ext. 231
Fax: 507.372.4372
E-Mail: kdeboer@smoc.us

2008 Achievements:

- Increased ridership on Nobles County morning route system.

2009 Objectives:

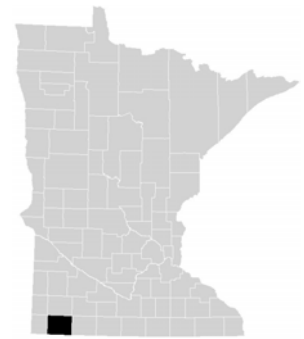
- Increase ridership on Nobles County afternoon route system.

2010-2015 Long-Range Plans:

- Increase passengers per hour by increasing public awareness within communities.
- Reduce vehicle cost per mile by monitoring and assessing Nobles County Heartland Express bus usage.



SYSTEM SNAPSHOT:



Legal Name: Southwestern Minnesota Opportunity Council, Inc.

Type of Government: Joint Powers

Area Served: Cities of Adrian, Bigelow, Brewster, Dundee, Ellsworth, Kinbrae, Leota, Lismore, Reading, Round Lake, Rushmore, St. Kilian, Wilmont and Worthington in Nobles County

Legislative Senate District: 22

Legislative House District: 22A and 22B

Congressional District: 1

Vehicles: 3 Class 400

Service Type: Route Deviation and Dial-A-Ride

Days of Service: Monday - Friday 7:00 a.m.- 6:00 p.m.

Base Fare: \$2.50

Funding Class: Rural

2007 SYSTEM DATA:

Total Operating Costs: \$291,476

Total Cost Per Passenger: \$6.47

Ridership: 45,084

Annual System Miles: 95,907

Nobles County Heartland Express SM



RAINBOW RIDER TRANSIT

Contact Person: Harold Jennissen
Title: Transit Director
Address: 249 Poplar Avenue
P. O. Box 136, Lowry, MN 56349
Telephone: 320.283.5065
Fax: 320.283.5066
E-Mail: hjenn@runestone.net
Website: www.rainbowriderbus.com

2008 Achievements:

- Added one bus in Todd County.
- Increased ridership.
- Built new shop/garage in Lowry.

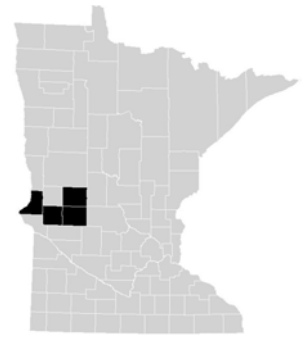
2009 Objectives:

- Build a new bus garage in Alexandria.
- Increase ridership.

2010-2015 Long-Range Plans:

- Expand service in Todd County.

SYSTEM SNAPSHOT:



Legal Name: Rainbow Rider Transit Board
Type of Government: Joint Powers
Area Served: Douglas, Pope, Stevens, Traverse and Southern Todd County
Legislative Senate District: 09, 11 and 13
Legislative House District: 09B, 11A, 11B and 13A
Congressional District: 7

Vehicles: 24 Class 400, 2 Class 500 and 2 Vans

Service Type: Dial-A-Ride

Days of Service: Monday-Friday 6:00 a.m.-5:00 p.m., in Alexandria Monday-Friday 6:00 a.m.-7:30 p.m. and Saturday 6:00 a.m.-4:00 p.m.

Base Fare: 0-5 Miles \$2.50, 5-10 Miles \$4.00, 10-20 Miles \$5.00, thereafter \$2 additional for every 10 miles

Funding Class: Rural

2007 SYSTEM DATA:

Total Operating Costs: \$1,116,807

Total Cost Per Passenger: \$8.61

Ridership: 129,756

Annual System Miles: 582,263



RED LAKE TRANSIT

Contact Person: Michael D. Ness
Title: Director
Address: Highway 1, BIA Building,
P. O. Box 95, Red Lake, MN 56671
Telephone: 218.679.3361 Ext. 1424
Fax: 218.679.2761
E-Mail: rltrans@paulbunyan.net

2008 Achievements:

- Began construction on a new facility.
- Adding two new buses to fleet.

2009 Objectives:

- Install GPS locators on buses.
- Implement dispatching software.

2010-2015 Long-Range Plans:

- Expand service to weekends.
- Provide late trips to Bemidji for shopping.

SYSTEM SNAPSHOT:



Legal Name: Red Lake Band of Chippewa Indians

Type of Government: Tribal

Area Served: Cities of Bemidji, Little Rock, Ponemah, Red Lake and Redby in Beltrami County

Legislative Senate District: 02 and 04

Legislative House District: 02B and 04A

Congressional District: 7 and 8

Vehicles: 1 Class 300, 2 Class 400 and 1 Class 500

Service Type: Dial-A-Ride

Days of Service: Monday-Friday 6:00 a.m.- 6:00 p.m.

Base Fare: \$1.00

Funding Class: Rural

2007 SYSTEM DATA:

Total Operating Costs: \$154,826

Total Cost Per Passenger: \$16.95

Ridership: 9,133

Annual System Miles: 63,599



RENVILLE COUNTY HEARTLAND EXPRESS

Contact Person: Rachel Schneiderman
Title: Transit Director
Address: 612 East Lincoln
Olivia, MN 56277
Telephone: 320.523.3589
Fax: 320.523.1043
E-Mail: Rachel_s@co.renville.mn.us
Website: www.co.renville.mn.us

2008 Achievements:

- Purchased new transit building with shop and office.
- Increased number of bus drivers to 3 full-time and 2 part-time.
- Purchased new bus.
- Successfully added continued service to the Western part of Renville County.

2009 Objectives:

- Reduce volunteer miles by increasing bus ridership.
- Add an exhaust fan system to bus garage.
- Continually develop new policies and revise current policies.

2010-2015 Long-Range Plans:

- Upgrade radios to GPS capability.
- Construct a wash bay for transit building.
- Add dispatching software to improve service.
- Increase ridership.
- Provide better service to rural areas.



SYSTEM SNAPSHOT:



Legal Name: Renville County
Type of Government: County
Area Served: Cities of Bird Island, Buffalo Lake, Danube, Fairfax, Franklin, Hector, Morton, Olivia, Renville and Sacred Heart in Renville County
Legislative Senate District: 20
Legislative House District: 20B
Congressional District: 7

Vehicles: 7 Class 400
Service Type: Route Deviation and Dial-A-Ride
Days of Service: Monday-Friday 6:30 a.m.-5:30 p.m.
Base Fare: \$1.50 within same city; \$3.00 to another city; \$4.00 from Renville County to Willmar or Redwood Falls one way
Funding Class: Rural

2007 SYSTEM DATA:

Total Operating Costs: \$331,145
Total Cost Per Passenger: \$9.59
Ridership: 34,521
Annual System Miles: 137,460



RIVERRIDER PUBLIC TRANSIT SYSTEM

Contact Person: Chad Gessell
Title: Transit Director
Address: 17211 - 198th Avenue N.W.
Box 395, Big Lake, MN 55309
Telephone: 763.263.0101
Fax: 763.263.0112
E-Mail: chadg@izoom.net
Website: www.riverridertransit.com



SYSTEM SNAPSHOT:

Legal Name: RiverRider Public Transit System
Type of Government: Joint Powers Board
Area Served: Sherburne and Wright Counties
Legislative Senate District: 15, 16, 18, 19, 32 and 48
Legislative House District: 15B, 16A, 16B, 18B, 19A, 19B, 32A and 48A
Congressional District: 6

2008 Achievements:

- Increased service efficiencies.
- Maintained budget guidelines.
- Proposing to merge the Delano Area Transit into system.

2009 Objectives:

- Increase service hours in Elk River and Buffalo.
- Design and provide commuter feeder service to Northstar Rail within Sherburne County. Successfully merge the Delano Area Transit into system.

2010-2015 Long-Range Plans:

- Purchase new web based dispatching software.
- Build a new transit facility which will include a heated bus garage and administrative offices.

Vehicles: 7 Class 400, 5 Class 500 and 1 Class 600

Service Type: Route Deviation and Dial-A-Ride

Days of Service: Monday-Friday 7:00 a.m.-4:30 p.m.

Base Fare: \$1.25

Funding Class: Rural

2007 SYSTEM DATA:

Total Operating Costs: \$813,342

Total Cost Per Passenger: \$10.46

Ridership: 77,772

Annual System Miles: 274,919



ROCHESTER PUBLIC TRANSIT

Contact Person: Anthony Knauer
Title: Transit and Parking Manager
Address: 201 – 4th Street S.E.
Rochester, MN 55904
Telephone: 507.328.2424
Fax: 507.328.2401
E-Mail: tknauer@rochestermn.gov
Website: www.rochesterbus.com

2008 Achievements:

- Increased ridership.
- Continued program revenue return of 44 percent.
- Began design work of the new city bus garage and operations center.

2009 Objectives:

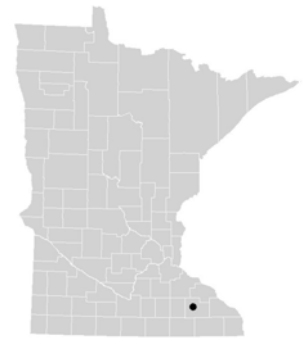
- Begin construction of the city bus garage.
- Increase ridership.
- Implementation of the adopted service expansion plan with priority to provide at least per hour service in every neighborhood.

2010-2015 Long-Range Plans:

- Continue fleet expansion and updates.
- Continue service expansion with a larger and enhanced park and ride program.



SYSTEM SNAPSHOT:




Legal Name: Rochester, City of
Type of Government: City
Area Served: City of Rochester; Portion of Marion Township
Legislative House District: 29A, 29B, 30A and 30B
Congressional District: 1

Vehicles: 39 Class 700
Service Type: Regular Route
Days of Service: Monday-Friday 5:30 a.m.-10:00 p.m. and Saturday 8:15 a.m.-6:40 p.m.
Base Fare: \$1.50
Funding Class: Urban

2007 SYSTEM DATA:

Total Operating Costs: \$3,804,925
Total Cost Per Passenger: \$2.49
Ridership: 1,545,364
Annual System Miles: 952,364



ROCHESTER DIAL-A-RIDE

Contact Person: Anthony Knauer
Title: Transit and Parking Manager
Address: 201 – 4th Street S.E.
Rochester, MN 55904
Telephone: 507.328.2424
Fax: 507.328.2401
E-Mail: tknauer@rochestermn.gov
Website: www.rochesterbus.com

2008 Achievements:

- Meet all requests with reasonable pickup times and ride times.
- Twenty-two percent of riders served used wheelchairs.

2009 Objectives:

- Replace two buses.
- Continue to meet service performance standards.

2010-2015 Long-Range Plans:

- Combine dispatch functions with human service agencies.

SYSTEM SNAPSHOT:



Legal Name: Rochester, City of
Type of Government: City
Area Served: City of Rochester; Townships of Cascade, Haverhill, Marion and Rochester
Legislative House District: 29A, 29B, 30A and 30B
Congressional District: 1

Vehicles: 1 Class 500 and 4 Class 600
Service Type: Dial-A-Ride
Days of Service: Monday-Friday 5:30 a.m.-10:00 p.m. and Saturday 7:00 a.m.-7:00 p.m.
Base Fare: \$2.50
Funding Class: Urban

2007 SYSTEM DATA:

Total Operating Costs: \$608,449
Total Cost Per Passenger: \$16.04
Ridership: 37,941
Annual System Miles: 182,914



ROCK COUNTY HEARTLAND EXPRESS

Contact Person: Terrie Gulden
Title: Transit Director
Address: 2 Roundwind Road
P. O. Box 713, Luverne, MN 56156
Telephone: 507.283.5058
Fax: 507.283.5074
E-Mail: terrie.gulden@co.rock.mn.us
Website: www.co.rock.mn.us/page14

2008 Achievements:

- Increased ridership.
- Began construction of new office/garage facility.

2009 Objectives:

- Increase ridership.
- Complete construction of office/garage facility.
- Have an accident free year.

2010-2015 Long-Range Plans:

- Expand service hours.
- Implement automated dispatching and scheduling equipment.

SYSTEM SNAPSHOT:



Legal Name: Rock County
Type of Government: County
Area Served: Cities of Ash Creek, Beaver Creek, Hardwick, Hills, Kanaranzi, Kenneth, Luverne, Magnolia and Steen in Rock County
Legislative Senate District: 22
Legislative House District: 22A
Congressional District: 1

Vehicles: 4 Class 400
Service Type: Dial-A-Ride
Days of Service: Monday-Friday 7:30 a.m.-5:00 p.m. and Sunday 8:00 a.m.-12:00 p.m.
Base Fare: \$2.00 Zone 1, \$3.00 Zone 2; \$4.00 Zone 3; and \$5.00 Zone 4
Funding Class: Rural

2007 SYSTEM DATA:

Total Operating Costs: \$289,678
Total Cost Per Passenger: \$10.54
Ridership: 27,471
Annual System Miles: 81,588



ST. CLOUD METRO BUS FIXED ROUTE

Contact Person: David W. Tripp
Title: Executive Director
Address: 665 Franklin Avenue N.E.
St. Cloud, MN 56304
Telephone: 320.529.4482
Fax: 320.251.3499
E-Mail: dtripp@stcloudmtc.com
Website: www.ridemetrobus.com

2008 Achievements:

- In 2007 St. Cloud Metro Bus received the 2007 Outstanding Public Transportation System Award by the American Public Transportation Association (APTA).
- Partnered with St. Cloud State University to operate the Husky Fried Ride bus, powered by a mixture of 80% recycled cooking oil and 20% diesel fuel.
- Partnered with St. Cloud State University to operate Late Nite service Thursday thru Saturday nights until 2:30 a.m.
- Increased ridership.
- Fixed Route driver is State Rodeo champion and will compete in the APTA International Rodeo.
- Created an in-house internet record keeping system called the Metro-Net.

2009 Objectives:

- Complete work on System Performance Analysis, System Redesigns, Market Study and Long Range Plan.
- Continue to look at ways to increase ridership.
- Continue a system-wide bus stop and shelter replacement and upgrade campaign.

2010-2015 Long-Range Plans:

- Restructure select routes to improve performance, coverage area, ridership and budgetary constraints.
- Expand fixed routes and hours of service to underserved and unserved areas.
- Begin replacement of fixed route bus fleet.



SYSTEM SNAPSHOT:



Legal Name: St. Cloud Metropolitan Transit Commission

Type of Government: Transit Authority

Area Served: Cities of St. Cloud, Sartell, Sauk Rapids and Waite Park

Legislative House District: 14A, 15A and 15B

Congressional District: 6

Vehicles: 2 Class 500, 33 Class 700 and 2 Trolleybuses

Service Type: Fixed Route and Route Guarantee

Days of Service: Monday-Friday 5:25 a.m.-9:45 p.m. (2:30 a.m. Thursday-Saturday), Saturday 7:45 a.m.-6:45 p.m. and Sunday 8:45 a.m.-6:15 p.m.

Base Fare: \$0.85

Funding Class: Urban

2007 SYSTEM DATA:

Total Operating Costs: \$5,069,879

Total Cost Per Passenger: \$2.63

Ridership: 1,927,711

Annual System Miles: 1,057,321



ST. CLOUD METRO BUS DIAL-A-RIDE

Contact Person: David W. Tripp
Title: Executive Director
Address: 665 Franklin Avenue N.E.
St. Cloud, MN 56304
Telephone: 320.529.4482
Fax: 320.251.3499
E-Mail: dtripp@stcloudmtc.com
Website: www.ridemetrobus.com

2008 Achievements:

- In 2007 St. Cloud Metro Bus received the 2007 Outstanding Public Transportation System Award by the American Public Transportation Association (APTA).
- Reduced Dial-A-Ride service levels on Sunday by adding Sunday Fixed Route Service.
- Updated eligibility process for Dial-A-Ride service.
- Began replacement of Orion II fleet.
- Dial-A-Ride driver is State Rodeo champion and will compete in Community Transportation Association of America (CTAA) National Rodeo.

2009 Objectives:

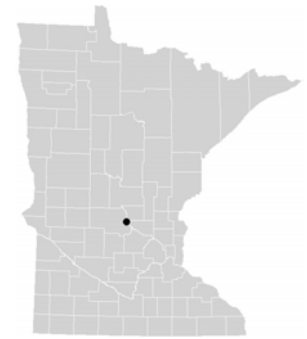
- Continue replacement of aging Dial-A-Ride fleet.
- Implement route and service changes as described in long-range plan.
- Manage growth of ridership by tightening eligibility requirements and using travel training to help transition able riders to the fixed route system.

2010-2015 Long-Range Plans:

- Restructure select routes to improve performance, coverage areas and budgetary constraints.
- Complete replacement of Dial-A-Ride bus fleet.
- Manage ridership growth.



SYSTEM SNAPSHOT:



Legal Name: St. Cloud Metropolitan Transit Commission

Type of Government: Transit Authority

Area Served: Cities of St. Cloud, Sartell, Sauk Rapids and Waite Park

Legislative House District: 14A, 15A and 15B

Congressional District: 6

Vehicles: 2 Class 400 and 20 Class 600

Service Type: Dial-A-Ride

Days of Service: Monday-Friday 5:25 a.m.-12:00 a.m., Saturday 7:45 a.m.-6:45 p.m. and Sunday 9:00 a.m.-6:00 p.m.

Base Fare: \$1.70

Funding Class: Complementary Paratransit

2007 SYSTEM DATA:

Total Operating Costs: \$2,213,518

Total Cost Per Passenger: \$18.85

Ridership: 117,403

Annual System Miles: 525,979



ST. PETER TRANSIT

Contact Person: Dwile Kwasniewski
Title: Transit Coordinator
Address: 227 South Front Street
St. Peter, MN 56082
Telephone: 507.934.0668
Fax: 507.934.4917
E-Mail: dwilek@saintpetermn.gov
Website: www.saintpetermn.gov/transit/

2008 Achievements:

- Increased ridership.

2009 Objectives:

- Replace bus.
- Add two new part-time drivers.
- Market and promote transit to increase ridership.
- Add new bus shelters to five city locations.

2010-2015 Long-Range Plans:

- Add new buses in 2010, 2014 and 2015.

SYSTEM SNAPSHOT:



Legal Name: St. Peter, City of
Type of Government: City
Area Served: Cities of Kasota and St. Peter
Legislative House District: 23A and 25A
Congressional District: 1 and 2

Vehicles: 3 Class 400
Service Type: Dial-A-Ride
Days of Service: Monday-Friday 7:00 a.m.-
8:00 p.m. and Saturday 10:00 a.m.-5:00 p.m.
Base Fare: \$1.75
Funding Class: Small Urban

2007 SYSTEM DATA:

Total Operating Costs: \$245,788
Total Cost Per Passenger: \$5.25
Ridership: 46,798
Annual System Miles: 66,471



SEMCAC TRANSPORTATION

Contact Person: Erlene Welshons
Title: Transportation Director
Address: 204 South Elm Street
P. O. Box 549, Rushford, MN 55971
Telephone: 507.864.7741
Fax: 507.864.2440
E-Mail: erlene.welshons@semcac.org
Website: www.semcac.org

2008 Achievements:

- Completed needs assessment in Fillmore County.
- Increase public transit and volunteer driver program.

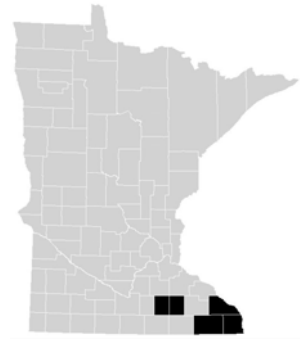
2009 Objectives:

- Expand bus service in Fillmore County.
- Survey Winona County.

2010-2015 Long-Range Plans:

- Increase public transit.
- Expand bus service in Winona County.
- Recruit volunteer drivers to increase base by 15 percent.
- Increase ridership.

SYSTEM SNAPSHOT:



Legal Name: SEMCAC

Type of Government: CAP

Area Served: Dodge, Fillmore, Houston and Winona Counties; City of Blooming Prairie

Legislative Senate District: 27, 28, 29 and 31

Legislative House District: 26B, 27B, 28B, 29A, 31A and 31B

Congressional District: 1

Vehicles: 2 Class 300 and 7 Class 400

Service Type: Route Deviation, Dial-A-Ride, Route Guarantee and Subscription

Days of Service: Monday-Friday 7:00 a.m.-5:00 p.m.

Base Fare: \$1.25-\$2.75 contract/subscription

Funding Class: Rural

2007 SYSTEM DATA:

Total Operating Costs: \$209,463

Total Cost Per Passenger: \$5.39

Ridership: 38,837

Annual System Miles: 90,791



STEELE COUNTY AREA TRANSIT (SCAT)

Contact Person: Kelly Harder
Title: Executive Director
Address: 630 Florence Avenue
Owatonna, MN 55060
Telephone: 507.444.7500
Fax: 507.451.5947
E-Mail: kelly.harder@co.steele.mn.us
Website:
www.co.steele.mn.us/scat/scat.html

2008 Achievements:

- Established a complaint process for riders, bus company and transit system.
- Actively engaged local business community to explore further ridership opportunities.
- Enhanced advertising sales.

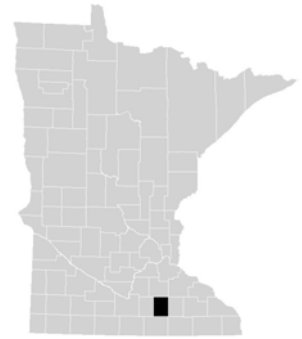
2009 Objectives:

- Work with city and new hospital campus to expand routes/ridership.
- Continue work with specific business leaders to align needs with increased ridership.
- Increase advertising revenues and ridership.
- Add dispatch services.

2010-2015 Long-Range Plans:

- Increase ridership.
- Develop comprehensive system using dial-a-ride and route deviation service to serve more customers.

SYSTEM SNAPSHOT:



Legal Name: Steele County Area Transit
Type of Government: County
Area Served: Steele County
Legislative Senate District: 26
Legislative House District: 26A and 26B
Congressional District: 1

Vehicles: 4 Class 400
Service Type: Dial-A-Ride and Route Deviation
Days of Service: Monday-Friday 6:00 a.m.-6:00 p.m., Saturday 9:00 a.m.-3:00 p.m. and Sunday 7:30 a.m.-1:30 p.m.
Base Fare: \$1.75 advance, \$2.00 walk-ons and \$2.50 outside of city limits
Funding Class: Rural

2007 SYSTEM DATA:

Total Operating Costs: \$361,505
Total Cost Per Passenger: \$6.19
Ridership: 58,386
Annual System Miles: 155,235



SCAT
Steele County Area Transit

STEWARTVILLE HEARTLAND EXPRESS

Contact Person: Barbara Neubauer
Title: Finance Director
Address: P. O. Box 275
Stewartville, MN 55976
Telephone: 507.533.4745
Fax: 507.533.4746
E-Mail: bneubauer@stewartvillemn.com
Website: www.stewartvillemn.com

2008 Achievements:

- Extended service to the City of Rochester.

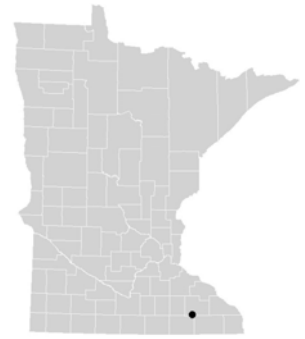
2009 Objectives:

- Increase ridership.

2010-2015 Long-Range Plans:

- Increase ridership.

SYSTEM SNAPSHOT:



Legal Name: Stewartville, City of
Type of Government: City
Area Served: City of Stewartville
Legislative House District: 30B
Congressional District: 1

Vehicles: 1 Class 400
Service Type: Dial-A-Ride
Days of Service: Monday-Friday 8:30 a.m.-
5:00 p.m.
Base Fare: \$1.00
Funding Class: Small Urban

2007 SYSTEM DATA:

Total Operating Costs: \$58,967
Total Cost Per Passenger: \$5.16
Ridership: 11,245
Annual System Miles: 19,446



THREE RIVERS HIAWATHALAND TRANSIT

Contact Person: Amy Repinski
Title: Transportation Director
Address: 55049 – 241st Avenue
Plainview, MN 55964
Telephone: 507.421.1668
Fax: 507.732.534.9275
E-Mail: amy.repinski@threeriverscap.org
Website: [www.threeriverscap.org/
programs_transp.html](http://www.threeriverscap.org/programs_transp.html)

2008 Achievements:

- Increased ridership.
- Transitioned operation from third party to in-house.
- Established multi-county dispatch center.

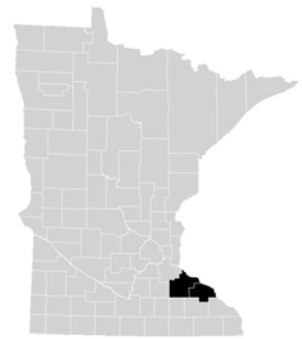
2009 Objectives:

- Increase ridership on two routes in the Red Wing service area.
- Increase ridership.

2010-2015 Long-Range Plans:

- Build a park and ride facility in Red Wing.
- Expand services in Millville to connect with Wabasha to Red Wing route.

SYSTEM SNAPSHOT:



Legal Name: Three Rivers Community Action, Inc.

Type of Government: CAP

Area Served: Counties of Goodhue and Wabasha

Legislative Senate District: 28, 30 and 36

Legislative House District: 28A, 28B, 30B and 36B

Congressional District: 1 and 2

Vehicles: 15 Class 400 and 1 Class 500

Service Type: Dial-A-Ride and Route Deviation

Days of Service: Monday-Saturday, 6:00 a.m.-9:30 p.m.

Base Fare: \$1.00-\$1.50, varies by city served

Funding Class: Rural

2007 SYSTEM DATA:

Total Operating Costs: \$916,739

Total Cost Per Passenger: \$7.11

Ridership: 128,920

Annual System Miles: 365,842



TRAILBLAZER TRANSIT

Contact Person: Gary R. Ludwig
Title: Director
Address: 112 Fifth Street
P. O. Box 88, Gaylord, MN 55334
Telephone: 507.237.3500
Fax: 507.237.3503
E-Mail: gludwig@trailblazertransit.com
Website: www.trailblazertransit.com

2008 Achievements:

- Increased summer ridership by more than 15 percent.
- Completed planning project for a new facility.
- Added 12th service schedule in September.

2009 Objectives:

- Implement automated dispatching software and mobile data terminals.

2010-2015 Long-Range Plans:

- Construct transit facility.

SYSTEM SNAPSHOT:



Legal Name: Trailblazer Joint Powers Board
Type of Government: Joint Powers
Area Served: McLeod and Sibley Counties
Legislative Senate District: 18, 23 and 25
Legislative House District: 18A, 23A and 25A
Congressional District: 7

Vehicles: 16 Class 400
Service Type: Dial-A-Ride and Volunteer
Days of Service: Monday-Friday 6:30 a.m.-5:30 p.m.
Base Fare: \$2.00
Funding Class: Rural

2007 SYSTEM DATA:

Total Operating Costs: \$1,156,659
Total Cost Per Passenger: \$10.95
Ridership: 104,326
Annual System Miles: 531,793



TRANSIT ALTERNATIVES

Contact Person: Daryn Toso
Title: Administrative Transit Coordinator
Address: 1225 North Tower Road
Fergus Falls, MN 56537
Telephone: 218.998.3002
Fax: 218.998.3007
E-Mail: darynt@paiff.org
Website: www.paiff.org/transit.php

2008 Achievements:

- Established a commuter route on the Highway 210 corridor for the communities of Henning, Vining, Clitherall, Battle Lake and Underwood to Fergus Falls.
- Began serving areas up to five miles outside the city limits of Fergus Falls and Perham.
- Updated dispatching system to include a GPS system.
- Increased ridership to average nearly 10,000 rides per month.

2009 Objectives:

- Establish a commuter route from Fergus Falls to Barnesville to link with Clay County Rural Transit.
- Provide service to the communities of New York Mills, Otter Tail, Rothsay, Dent, Richville, Foxhome and Dalton.

2010-2015 Long-Range Plans:

- Provide service to the majority of Otter Tail County with links to more adjacent counties.



SYSTEM SNAPSHOT:



Legal Name: Productive Alternatives, Inc.
Type of Government: Non-Profit
Area Served: Otter Tail County
Legislative Senate District: 10
Legislative House District: 10A and 10B
Congressional District: 7

Vehicles: 10 Class 400 and 4 Class 500
Service Type: Dial-A-Ride, Route Deviation and Subscription
Days of Service: Monday-Friday 6:00 a.m.–6:00 p.m.
Base Fare: \$1.00 to \$3.50
Funding Class: Rural

2007 SYSTEM DATA:

Total Operating Costs: \$617,614
Total Cost Per Passenger: \$6.09
Ridership: 101,492
Annual System Miles: 202,332

TRI-CAP TRANSIT CONNECTION

Contact Person: Linda Elfstrand
Title: Transportation Director
Address: 1200 – 23rd Avenue South
P. O. Box 683, Waite Park, MN 56387
Telephone: 320.257.4445
Fax: 320.529.4841
E-Mail: linda.elfstrand@tricap.org
Website: www.tricap.org/transportation.html#heart

2008 Achievements:

- Finalized dispatch and bus storage facility in Waite Park.
- Established Mobility Management position.
- Increased ride count by at least 500 one-ways per month through June, 2008.

2009 Objectives:

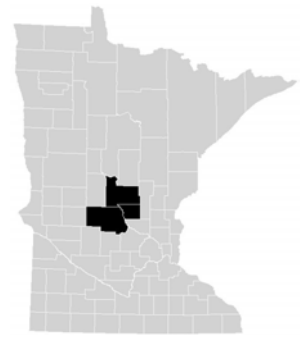
- Update web page with full bus schedules.
- Distribute flex route posters in rural communities.
- Prepare general transportation brochure to replace former route specific brochure.

2010-2015 Long-Range Plans:

- Explore long term bus storage solutions for Morrison County vehicles.
- Explore Little Falls service revision.
- Continue to participate in and encourage regional coordination.



SYSTEM SNAPSHOT:



Legal Name: Tri-County Action Program, Inc.

Type of Government: CAP

Area Served: Benton, Morrison and Stearns Counties

Legislative Senate District: 12, 13, 14, 15 and 16

Legislative House District: 12B, 13A, 14A, 14B, 15A, 15B and 16A

Congressional District: 6, 7 and 8

Vehicles: 1 Class 300, 10 Class 400, 1 Class 500 and 2 Class 600

Service Type: Flex Routes and Dial-A-Ride

Days of Service: Monday-Friday 7:00 a.m.-5:00 p.m.

Base Fare: \$1.25 one-way city, \$3.00 one-way rural

Funding Class: Rural

2007 SYSTEM DATA:

Total Operating Costs: \$872,980

Total Cost Per Passenger: \$12.95

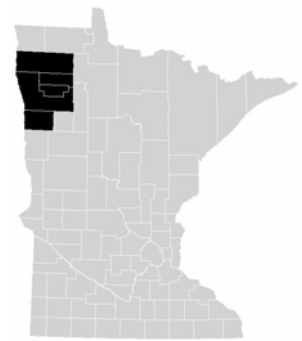
Ridership: 67,433

Annual System Miles: 257,702



TRI-VALLEY HEARTLAND EXPRESS BUS

Contact Person: Michael S. Frisch
Title: Transportation Program Manager
Address: 1345 Fairfax Avenue
Crookston, MN 56716
Telephone: 218.281.0700
Fax: 218.281.0741
E-Mail: michael@tvoc.org
Website: www.tvoc.org/heartland.htm



SYSTEM SNAPSHOT:

Legal Name: Tri-Valley Opportunity Council, Inc.

Type of Government: CAP

Area Served: Marshall, Norman, Pennington, Polk and Red Lake Counties; and the community of Bagley in Clearwater County

Legislative Senate District: 01 and 02

Legislative House District: 01A, 01B, 02A and 02B

Congressional District: 7

2008 Achievements:

- Implemented a travel training program.
- Completed building a transit facility in Thief River Falls.
- Increased ridership.

2009 Objectives:

- Implement a commuter service in Thief River Falls and Crookston.
- Start minimal service in Kittson County.

2010-2015 Long-Range Plans:

- Implement and house a complete mobility manager system.



Vehicles: 13 Class 400 and 3 Class 500

Service Type: Dial-A-Ride and Deviated Fixed Route

Days of Service: Monday-Friday 7:00 a.m.-5:00 p.m.

Base Fare: \$1.50 In Town

Funding Class: Rural

2007 SYSTEM DATA:

Total Operating Costs: \$773,652

Total Cost Per Passenger: \$10.88

Ridership: 71,103

Annual System Miles: 212,870



VIRGINIA DIAL-A-RIDE

Contact Person: Gary Picek
Title: Deputy Finance Director
Address: City Hall, 327 First Street
South, Virginia, MN 55792
Telephone: 218.748.7500
Fax: 218.749.3580
E-Mail: picekg@virginiamn.us
Website: www.virginia-mn.com/transportation.html

2008 Achievements:

- Purchased a new bus.
- Maintained service demand in light of high fuel costs.

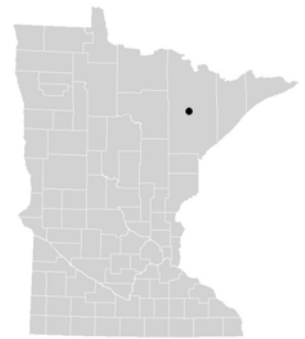
2009 Objectives:

- Increase ridership.
- Replace buses as needed.

2010-2015 Long-Range Plans:

- Increase ridership in the cities of Mountain Iron and Eveleth.
- Maintain low bus fare.

SYSTEM SNAPSHOT:



Legal Name: Virginia, City of
Type of Government: City
Area Served: Cities of Virginia and Mountain Iron
Legislative House District: 5A
Congressional District: 8

Vehicles: 4 Class 500
Service Type: Route Deviation and Dial-A-Ride
Days of Service: Monday-Sunday 6:30 a.m.-6:30 p.m.
Base Fare: \$1.00 Fixed; \$1.50 Demand Route
Funding Class: Small Urban

2007 SYSTEM DATA:

Total Operating Costs: \$193,886
Total Cost Per Passenger: \$5.06
Ridership: 38,346
Annual System Miles: 75,449



WADENA COUNTY FRIENDLY RIDER TRANSIT

Contact Person: Pam Jenson
Title: Administrative Services Supervisor
Address: 124 First Street S.E.
Wadena, MN 56482
Telephone: 218.631.5730
Fax: 218.631.7616
E-Mail: pam.jenson@co.wadena.mn.us
Website: [www.co.wadena.mn.us/
Friendly%20Rider.htm](http://www.co.wadena.mn.us/Friendly%20Rider.htm)

2008 Achievements:

- Increased system-wide ridership to over 3,300 per month through June 2008.
- Increased ridership in Staples from average of 340 per month in 2007 to average of 555 per month in 2008.
- Accident free.
- Acquired backup bus

2009 Objectives:

- Increase system-wide ridership to 42,000.
- Extend hours of operation.
- Achieve fare box recovery of 20 percent.

2010-2015 Long-Range Plans:

- Purchase new or remodeled transit facility.
- Coordinate with area Section 5310 providers.



SYSTEM SNAPSHOT:



Legal Name: Wadena County Social Services
Type of Government: County
Area Served: Cities of Menahga, Sebeka, Verndale and Wadena in Wadena County; and the City of Staples in Todd and Wadena Counties
Legislative Senate District: 10
Legislative House District: 10B
Congressional District: 8

Vehicles: 4 Class 400

Service Type: Route Deviation and Dial-A-Ride

Days of Service: Monday-Friday 7:15 a.m.-4:45 p.m. and Sunday 8:00 a.m.-12:30 p.m.

Base Fare: \$1.25 one way for 0-2 miles, \$2.50 one way for 2-9 miles, and \$3.75 one way for over 9 miles

Funding Class: Rural

2007 SYSTEM DATA:

Total Operating Costs: \$327,715

Total Cost Per Passenger: \$9.49

Ridership: 34,540

Annual System Miles: 85,529

WATONWAN TAKE ME THERE (TMT)

Contact Person: Marjorie R. Smith
Title: Transit Director
Address: 1304 – 7th Avenue South
St. James, MN 56081
Telephone: 507.375.7385
Fax: 507.375.1301
E-Mail:
marjorie.smith@co.watonwan.mn.us

2008 Achievements:

- Increased ridership.
- Have great staff to operate transit system.

2009 Objectives:

- Purchase a new Class 400 bus.
- Maintain the present level of service in Watonwan County

2010-2015 Long-Range Plans:

- Purchase a new Class 400 bus.
- Maintain the present level of service in Watonwan County

SYSTEM SNAPSHOT:



Legal Name: Watonwan County

Type of Government: County

Area Served: Watonwan County and the cities of Fairmont, Lake Crystal, Mankato, Mountain Lake, New Ulm, Sleepy Eye, Trimont and Windom

Legislative Senate District: 21 and 24

Legislative House District: 21B and 24A

Congressional District: 1

Vehicles: 4 Class 400

Service Type: Dial-A-Ride and Subscription

Days of Service: Monday-Friday 6:00 a.m.-5:00 p.m.

Base Fare: \$1.25; \$2.25 anywhere in the county

Funding Class: Rural

2007 SYSTEM DATA:

Total Operating Costs: \$262,468

Total Cost Per Passenger: \$14.17

Ridership: 18,517

Annual System Miles: 195,035



WATONWAN COUNTY'S
"TAKE ME THERE" BUS
WILL TAKE YOU
THERE!!!!!!



TAKE ME THERE

WESTERN COMMUNITY TRANSIT

Contact Person: Jeanette M. Porter
Title: Transit Director
Address: 400 West Main Street
Marshall, MN 56258
Telephone: 507.537.1416
Fax: 507.537.1849
E-Mail: jeanette.porter@wcainc.org
Website: www.wcainc.org

2008 Achievements:

- Completed the construction of new dispatch and bus center in the City of Marshall.
- Established a new deviated route in the City of Marshall to compliment existing dial-a-ride services.
- Installed bus stop signs and passenger waiting shelters in key locations.
- Increased ridership.

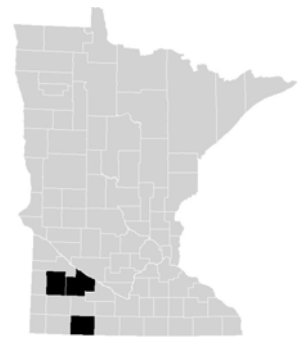
2009 Objectives:

- Secure funding to maintain and expand operations in rural communities.
- Establish additional route stops in the City of Marshall.
- Continue to support and promote regional coordination efforts between transit systems and Human Service Agencies.

2010-2015 Long-Range Plans:

- Secure funding to expand transit operations.
- Install technology devices on buses to improve driver safety and efficiency.
- Promote common standards and establish incentives that support and increase the number of available volunteer drivers throughout the region.

SYSTEM SNAPSHOT:



Legal Name: Western Community Action, Inc.
Type of Government: CAP
Area Served: Jackson, Lyon and Redwood Counties; and limited service in Cottonwood and Lincoln Counties
Legislative Senate District: 21 and 22
Legislative House District: 21A, 21B and 22B
Congressional District: 1 and 7

Vehicles: 15 Class 400

Service Type: Route Deviation, Dial-A-Ride and Subscription

Days of Service: Monday-Friday 5:45 a.m.-10:45 p.m., Saturday 8:30 a.m.-6:15 p.m. and Sunday 8:30 a.m.-4:00 p.m. (pre-booked only)

Base Fare: \$2.00-\$13.00; \$.30-\$.70/mile
volunteer drivers

Funding Class: Rural

2007 SYSTEM DATA:

Total Operating Costs: \$1,229,754

Total Cost Per Passenger: \$8.32

Ridership: 118,262

Annual System Miles: 724,734



WINONA TRANSIT SERVICE

Contact Person: Monica Hennessy
Mohan

Title: City Clerk

Address: 207 Lafayette Street
P. O. Box 378, Winona, MN 55987

Telephone: 507.457.8200

Fax: 507.457.8285

E-Mail: mhmohan@ci.winona.mn.us

Website: www.cityofwinona-mn.com



SYSTEM SNAPSHOT:

Legal Name: Winona, City of

Type of Government: City

Area Served: Cities of Goodview and Winona

Legislative House District: 28B and 31A

Congressional District: 1

2008 Achievements:

- Increased ridership.
- Implemented boat ferry system within 2.5 days of planning to address new transportation needs due to closure of the Highway 43 Interstate bridge. Ferry system operated for one week.

2009 Objectives:

- Increase ridership.
- Order four replacement buses.
- Continue Safe Ride and Winona State University subscription routes.

2010-2015 Long-Range Plans:

- Develop replacement schedule for vehicles.
- Continue to review routes and fare schedule.

Vehicles: 7 Class 600

Service Type: Route Deviation and Subscription

Days of Service: Monday-Friday 6:00 a.m.-6:15 p.m.

Base Fare: \$.75; \$.25 for deviations

Funding Class: Small Urban

2007 SYSTEM DATA:

Total Operating Costs: \$479,304

Total Cost Per Passenger: \$2.20

Ridership: 217,548

Annual System Miles: 188,839



**WINONA TRANSIT
SERVICE**

ANOKA COUNTY TRAVELER

Contact Person: Tim Kirchoff
Title: Supervisor of Transit Operations and Planning
Address: 2100 – 3rd Avenue, Room 216
Anoka, MN 55303
Telephone: 763.422.7075
Fax: 763.323.5556
E-Mail: traveler@co.anoka.mn.us
Website: www.anokacounty.us/transit

2008 Achievements:

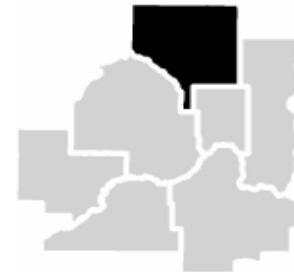
- Increased fixed route ridership.
- Have 64 active volunteer drivers.

2009 Objectives:

- Replace 30 ft. fixed route bus.
- Add Sunday service to route 805.
- Add DAR service hours to the northern portions of Anoka County.
- Provide feeder service for Northstar Commuter Rail.
- Coordinate transfer with regional providers.

2010-2015 Long-Range Plans:

- Address service recommendations identified in Transit System Plan.



SYSTEM SNAPSHOT:

Legal Name: Anoka County

Type of Government: County

Area Served: Cities of Andover, Anoka, Bethel, Blaine, Columbus, Coon Rapids, East Bethel, Fridley, Ham Lake, Hilltop, Lexington, Lino Lakes, Linwood, Oak Grove, Ramsey, St. Francis and Spring Lake Park

Legislative District: 17A, 47A, 47B, 48A, 48B, 49A, 49B, 50A, 50B, 51A, 51B, 52A, 53A and 56A

Congressional District: 2, 3, 5 and 6

Vehicles: 60 Volunteer Vehicles, 11 Class 400, 4 Class 600 and 3 Class 700

Service Type: Dial-A-Ride, Regular Route and Volunteer

Days of Service: Volunteer: Monday-Friday 8:00 a.m.-4:30 p.m.; Dial-A-Ride: Monday-Sunday 24 hour service (each city varies); Regular Route: Monday-Saturday 6:08 a.m.-8:03 p.m.

Base Fare: Volunteer: Donation \$3-\$8; ADA: \$3.50-\$2.50; General Public: \$4.25-\$3.25; Fixed Route: \$2.00 Peak-\$1.50 Off-Peak

Funding Class: Rural

2007 SYSTEM DATA:

***Regular Route:**

Total Operating Costs: \$1,141,362

Total Cost Per Passenger: \$5.85

Ridership: 194,951

Annual System Miles: 282,886

Dial-A-Ride:

Total Operating Costs: \$1,568,029

Total Cost Per Passenger: \$25.66

Ridership: 61,097

Annual System Miles: 533,650

**Regular route service under contract with Met Council and reflected on Met Council MTS page.*

CARVER AREA RURAL TRANSIT/CART

Contact Person: Alan Herrmann
Title: Transportation Supervisor
Address: 11360 Highway 212 West
Suite 3, Cologne, MN 55322
Telephone: 952.466.5260
Fax: 952.466.5262
E-Mail: aherrman@co.carver.mn.us



SYSTEM SNAPSHOT:

Legal Name: Carver County
Type of Government: County
Area Served: Carver County
Legislative Senate District: 34
Legislative House District: 34A and 34B
Congressional District: 2

2008 Achievements:

- Increased ridership.
- Helped SouthWest Transit get passengers to and from their park and rides in Chaska and Chanhassen.

2009 Objectives:

- Observe added demands based on Highway 212 opening and its impact on commuting.
- Increase partnering with Scott County.

2010-2015 Long-Range Plans:

- Increase partnering with Scott County.

Vehicles: 7 Class 400 and 1 Class 500
Service Type: Dial-A-Rider
Days of Service: Monday-Friday 6:00 a.m.-
6:00 p.m.
Base Fare: \$2.00 one-way
Funding Class: Rural

2007 SYSTEM DATA:

Total Operating Costs: \$551,993
Total Cost Per Passenger: \$11.56
Ridership: 47,758
Annual System Miles: 224,672



DARTS

Contact Person: Kristine Barrett
Title: Director of Transit Operations
Address: 1645 Marthaler Lane
West St. Paul, MN 55118
Telephone: 651.455.1339
Fax: 651.234.2284
E-Mail: kris.barrett@darts1.org
Website: www.darts1.org

2008 Achievements:

- Expanded capacity to provide more training by adding another trainer and offering on site training.
- Met requirements to deny zero ADA trips in urban areas while meeting the needs in the rural areas.
- Improved fare collection through signage, brochures, rider and driver education.

2009 Objectives:

- Expand DARTS earned income potential to off set rising fuel prices.
- Develop one new collaboration to expand our reach to areas infrequently served.

2010-2015 Long-Range Plans:

- Establish a second service center in southern Dakota County.
- Seek collaborative opportunities with others.



SYSTEM SNAPSHOT:



Legal Name: Dakota Area Resources and Transportation for Seniors
Type of Government: Non-Profit 501(c)(3) Corporation
Area Served: Dakota County
Legislative Senate District: 36, 37, 38, 39, 40 and 57
Legislative House District: 36A, 36B, 37A, 37B, 38A, 38B, 39A, 39B, 40A, 57A and 57B
Congressional District: 2 and 4

Vehicles: 37 Class 300
Service Type: Dial-A-Ride
Days of Service: General Public Service: Monday-Friday 8:00 a.m.-4:30 p.m.;
ADA Service: Sunday-Saturday 5:00 a.m.-11:00 p.m.
Base Fare: \$2.50 Non-Peak-\$3.50 Peak
Funding Class: Rural

2007 SYSTEM DATA:

***Regular Route:**
Total Operating Costs: \$43,427
Total Cost Per Passenger: \$9.10
Ridership: 4,773
Annual System Miles: 18,720

Dial-A-Ride:
Total Operating Costs: \$3,464,287
Total Cost Per Passenger: \$20.75
Ridership: 166,936
Annual System Miles: 1,182,334

**Regular route service under contract with Met Council and reflected on Met Council MTS page.*

EDINA DIAL-A-RIDE

Contact Person: Gordon Hughes
Title: City Manager
Address: 4801 West 50th Street
Edina, MN 55424-1394
Telephone: 952.826.0401
Fax: 952.826.0390
E-Mail: ghughes@ci.edina.mn.us
Transit Provider: Midwest Paratransit
Services



SYSTEM SNAPSHOT:

Legal Name: Edina Dial-A-Ride
Type of Government: City
Area Served: City of Edina
Legislative District: 41A and 41B
Congressional District: 3

2008 Achievements:

- Midwest Paratransit took over service.
- Reduced base fare from \$3 to \$2.

2009 Objectives:

- Coordinate service with Volunteers
Enlisted to Assist People.

2010-2015 Long Range Plans:

- Increase ridership.
- Secure increased funding from the
Metropolitan Council.

Vehicles: 1 Class 400

Service Type: Dial-A-Ride

Days of Service: Monday-Friday 9:00 a.m.-
3:00 p.m.

Base Fare: \$2.00 Per One-Way Trip

Funding Class: Small Urban

2007 System Data:

Total Operating Costs: \$63,210

Total Cost Per Passenger: \$21.46

Ridership: 2,945

Annual System Miles: 13,353

HASTINGS TRAC

Contact Person: Melanie Mesko Lee
Title: Assistant City Administrator
Address: 101 Fourth Street East
Hastings, MN 55033
Telephone: 651.437.8722
Fax: 651.437.7082
E-Mail: mmesko_lee@ci.hastings.mn.us
Website: [www.ci.hastings.mn.us/
CityServices/TRAC/TRACService.html](http://www.ci.hastings.mn.us/CityServices/TRAC/TRACService.html)

2008 Achievements:

- Implemented fare increase.
- Implemented dispatching software.

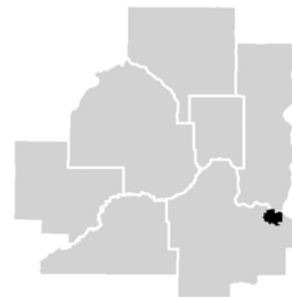
2009 Objectives:

- Increase coordination with other providers to assist with metro transit needs.
- Replace one 2001 vehicle.
- Advocacy on transit-related issues, specifically Red Rock Corridor.

2010-2015 Long-Range Plans:

- Increase coordination with other providers to assist with metro transit needs.
- Advocacy on transit-related issues, specifically Red Rock Corridor.

SYSTEM SNAPSHOT:



Legal Name: City of Hastings
Type of Government: City
Area Served: Dakota County
Legislative Senate District: 36, 37, 38, 39, 40, 52, 55, 56 and 57
Legislative House District: 57B
Congressional District: 2

Vehicles: 4 Class 400
Service Type: Dial-A-Ride
Days of Service: Monday-Friday 6:00 a.m.- 6:00 p.m.
Base Fare: \$1.60
Funding Class: Small Urban

2007 SYSTEM DATA:

Total Operating Costs: \$354,263
Total Cost Per Passenger: \$10.94
Ridership: 32,355
Annual System Miles: 87,582



**City of
Hastings**

HOPKINS HOP-A-RIDE

Contact Person: Nancy Anderson
Title: City Planner
Address: 1010 First Street South
Hopkins, MN 55343
Telephone: 952.548.6342
Fax: 952.935.1834
E-Mail: nanderson@hopkinsmn.com

2008 Achievements:

- Kept ticket price down.

2009 Objectives:

- Keep service affordable.

2010-2015 Long-Range Plans:

- Keep service affordable.

SYSTEM SNAPSHOT:



Legal Name: City of Hopkins
Type of Government: City
Area Served: City of Hopkins
Legislative District: 44A
Congressional District: 3 and 5

Vehicles: 1 Class 200
Service Type: Dial-A-Ride
Days of Service: Monday-Thursday 7:00 a.m.-
5:00 p.m. and Friday 7:00 a.m.-4:00 p.m.
Base Fare: \$2.00
Funding Class: Small Urban

2007 SYSTEM DATA:

Total Operating Costs: \$116,956
Total Cost Per Passenger: \$8.66
Ridership: 13,504
Annual System Miles: 22,293

H.S.I. TRANSPORTER

Contact Person: Roxanne Emerson
Title: Director, Services to Seniors and Persons with Special Needs
Address: 5650 Memorial Avenue North
Oak Park Heights, MN 55082
Telephone: 651.275.4308
Fax: 651.275.4310
E-Mail: remerson@hscares.org
Website: www.hscares.org/transportation/transportation.htm

2008 Achievements:

- Applied for and received funding through foundations and New Freedom to expand services in the Forest Lake and Hugo areas.
- Celebrated 30 years of providing quality transit services.
- Received high satisfaction ratings from riders' survey.

2009 Objectives:

- Expand evening and weekend service to non-ADA riders.
- Expand and create more collaboration with other providers.

2010-2015 Long-Range Plans:

- Work with community stakeholders to expand regular transit service provisions.

SYSTEM SNAPSHOT:



Legal Name: Human Services, Inc. (HSI)
Type of Government: Private Non-Profit
Area Served: Washington County
Legislative Senate District: 52, 55, 56 and 57
Legislative House District: 52A, 52B, 55B, 56A, 56B, 57A and 57B
Congressional District: 2, 4 and 6

Vehicles: 2 Minivans, 15 Class 400 and 2 Class 500

Service Type: Dial-A-Ride

Days of Service: Monday-Friday and some limited weekend and holiday

Base Fare: \$3.50 Peak; \$2.50 Off-Peak

Funding Class: Rural

2007 SYSTEM DATA:

Total Operating Costs: \$1,268,672

Total Cost Per Passenger: \$27.67

Ridership: 45,854

Annual System Miles: 261,467



HSI
Helping People...Changing Lives

LAKE AREA BUS

Contact Person: Daniel Soler
Title: Chairperson
Address: 600 Stillwater Road
Mahtomedi, MN 55155
Telephone: 651.426.3344
E-Mail: dan.soler@metc.state.mn.us
Transit Provider: Laidlaw Transit
Services

SYSTEM SNAPSHOT:



Legal Name: Lake Area Bus
Type of Government: Joint Powers Agreement
Area Served: Cities of Birchwood, Mahtomedi,
Vadnais Heights, White Bear Lake and White
Bear Township
Legislative District: 52B, 53B and 54B
Congressional District: 4 and 7

Vehicles: 3 Class 400
Service Type: Dial-A-Ride
Days of Service: Monday-Friday
Base Fare: \$2.00
Funding Class: Small Urban

2007 SYSTEM DATA:

Total Operating Costs: \$407,652
Total Cost Per Passenger: \$14.16
Ridership: 28,781
Annual System Miles: 142,703



LAKER LINES

Contact Person: Jane Kansier
Title: Building & Transportation Services Director
Address: 4646 Dakota Street S.E.
Prior Lake, MN 55372
Telephone: 952.447.9812 or 952.496.8800
Fax: 952.447.4245
E-Mail: jkansier@cityofpriorlake.com
Website: www.cityofpriorlake.com/transit.shtml and www.blueexpressbus.com

2008 Achievements:

- Continued growth of the "BlueXpress" commuter service through partnership with the City of Shakopee and Scott County Transit.
- Opened and expanded the Southbridge Crossing Park and Ride in partnership with the City of Shakopee and Scott County Transit.
- Began planning for second park and ride facility at CSAH 16 and CSAH 331 with partners.
- Continued operation of Local Laker Link summer circulator service.

2009 Objectives:

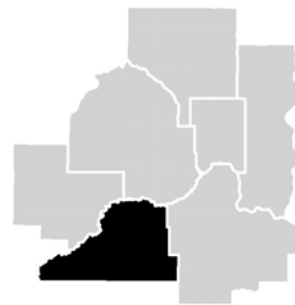
- Complete design for second park and ride facility at CSAH 16 and CSAH 21.
- Continue partnership with Scott County transit providers.

2010-2015 Long-Range Plans:

- Further expansion of Laker Lines/BlueXpress system



SYSTEM SNAPSHOT:



Legal Name: City of Prior Lake
Type of Government: Municipal
Area Served: Scott County/City of Prior Lake
Legislative Senate District: 25, 34, 35 and 40
Legislative House District: 25A, 25B, 34A, 35A, 35B and 40A
Congressional District: 2

Vehicles: 5 Class 700
Service Type: Commuter
Days of Service: Monday-Friday 6:00 a.m.-8:00 a.m.; 3:00 p.m.-6:00 p.m.
Base Fare: \$2.75
Funding Class: Opt-Out

2007 SYSTEM DATA:

Total Operating Costs: \$482,099
Total Cost Per Passenger: \$13.95
Ridership: 34,547
Annual System Miles: 112,369



MAPLE GROVE TRANSIT

Contact Person: Michael Opatz
Title: Transit Administrator
Address: 12800 Arbor Lakes Parkway
North, P. O. Box 1180
Maple Grove, MN 55369
Telephone: 763.494.6005
Fax: 763.494.6421
E-Mail: mopatz@ci.maple-grove.mn.us
Website: www.maplegrovetransit.org

2008 Achievements

- Secured a Federal CMAQ funding grant for 2011 to build Phase I of the Silver Leaf Transit Facility.
- Increased ridership.
- Operated transit system within both budget and policy guidelines of the Metropolitan Council.
- Supported the Maple Grove Transit Commission to ensure community involvement in the planning for present and future transit needs.

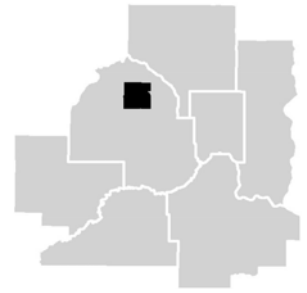
2009 Objectives:

- Provide current and new transit services commensurately to the changing dynamics and growing population of the City within the available financial resources.
- Design a future park and ride facility in the area of I-94 and future Highway 610.

2010-2015 Long-Range Plans:

- Add service to the new park and ride facility in the area of I-94 and future Highway 610.
- Add service to the new Maple Grove Hospital.

SYSTEM SNAPSHOT:



Legal Name: Maple Grove, City of
Type of Government: City
Area Served: City of Maple Grove
Legislative District: 32A and 32B
Congressional District: 3

Vehicles: 5 Class 400 and 35 Class 700
Service Type: Commuter Express and Dial-A-Ride
Days of Service: Commuter Express: Monday-Friday 6:00 a.m.-8:30 a.m. and 3:30 p.m.-7:30 p.m.; Dial-A-Ride: Monday-Friday 6:00 a.m.-6:00 p.m. and Saturday 8:00 a.m.-4:00 p.m.
Base Fare: \$2.75 Express; \$1.75 Dial-A-Ride
Funding Class: Opt-Out

2007 SYSTEM DATA:

Total Operating Costs: \$3,105,248
Total Cost Per Passenger: \$4.57
Ridership: 680,194
Annual System Miles: 289,259



METRO MOBILITY

Contact Person: Paul Colton
Title: Senior Manager – Metro Mobility
Address: 390 North Robert Street
St. Paul, MN 55101-1664
Telephone: 651.602.1668
Fax: 651.602.1660
E-Mail: paul.colton@metc.state.mn.us
Website: www.metrocouncil.org

2008 Achievements:

- Reduced capacity denials to statistical zero.
- Implemented a new five year contract for agency service.
- Purchased 80 small buses to be used for agency service.
- Updated Metro Mobility's Customer Service Guide.

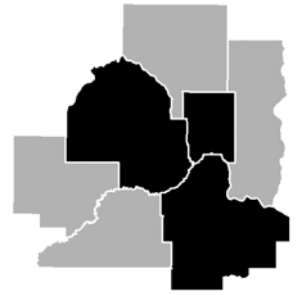
2009 Objectives:

- Implement peak demand overflow service utilizing taxi cabs.
- Implement enhanced customer services software module.
- Complete web reservation pilot project.
- Develop RFP to purchase a video recording system on buses.
- Purchase up to 24 new small buses utilizing an RFP to replace a portion of an aging fleet.
- Complete travel training video and brochure for customers.

2010-2015 Long-Range Plans:

- Utilize taxis to transport able ADA riders to nearest fixed route bus stop (feeder to fixed).

SYSTEM SNAPSHOT:



Legal Name: Metropolitan Council, Metro Mobility

Type of Government: Regional

Area Served: Dakota, Hennepin and Ramsey Counties

Legislative Senate District: 19, 32, 33, 34, 40, 41, 42, 43, 44, 45, 46, 47, 50, 51, 53, 54, 55, 58, 59, 60, 61, 62, 63, 64, 65, 66, and 67

Legislative House District: 19B, 32A, 32B, 33A, 33B, 34B, 40B, 41A, 41B, 42A, 42B, 43A, 44A, 44B, 45A, 45B, 46A, 46B, 47A, 47B, 50A, 50B, 51B, 53A, 53B, 54A, 54B, 55A, 55B, 58A, 58B, 59A, 60A, 60B, 61A, 61B, 62A, 62B, 63A, 63B, 64A, 64B, 65A, 65B, 66A, 66B, 67A and 67B

Congressional District: 2, 3, 4, 5 and 6

Vehicles: 270 Council owned Class 300 buses, and 20 provider owned sedans

Service Type: Dial-A-Ride

Days of Service: Sunday-Saturday, 24 hours a day

Base Fare: \$3.50 Peak; \$2.50 Off-Peak

Funding Class: Demand Response

2007 SYSTEM DATA:

Total Operating Costs: \$31,446,366

Total Cost Per Passenger: \$27.04

Ridership: 1,162,973

Annual Service Miles: 11,379,374



METRO TRANSIT - RAIL

Contact Person: Brian Lamb
Title: General Manager
Address: 560 – 6th Avenue North
Minneapolis, MN 55411
Telephone: 612.373.3333
Fax: 612.349.7503
E-Mail: brian.lamb@metc.state.mn.us
Website: www.metrotransit.org

2008 Achievements:

- Opened a 15,000 space parking ramp at the 28th Avenue light rail station.
- Broke ground for five rail stations for Northstar commuter rail line.
- Took delivery of the first of five locomotives that will power Northstar trains.
- Continued construction on extension of Hiawatha light-rail line to connect with Northstar trains when service begins in 2009.
- Applied for federal permission to enter into final design stage for Central Corridor.

2009 Objectives:

- Inaugurate service on the Northstar line, the state's first commuter rail service.
- Earn a federal full funding grant agreement for the Central Corridor light-rail line.
- Begin a major maintenance overhaul program for Hiawatha light-rail cars.
- Begin construction of American Boulevard station on the Hiawatha Line.
- Begin building extensions to 10 Hiawatha Line stations to accommodate three-car trains.
- Begin construction of rail system maintenance building near 26th Street and Hiawatha Avenue.

2010-2015 Long-Range Plans:

- Open in 2014 Central Corridor light rail service connecting St. Paul and Minneapolis.
- Advance planning of future rail projects prioritized in Met Council's 2030 Transportation Policy Plan

SYSTEM SNAPSHOT:



Legal Name: Metro Transit
Type of Government: State, an operating unit of the Metropolitan Council
Area Served: Cities of Bloomington and Minneapolis
Legislative District: 40B, 41B, 58A, 58B, 59A, 59B, 60A, 60B, 61A, 61B, 62A, 62B, 63A and 63B
Congressional District: 3 and 5

Vehicles: 27 Light Rail Cars
Service Type: Fixed
Rush Hour Service: 12 2 car trains per hour-7 ½ minute intervals (6:00 a.m.-9:00 a.m. and 3:00 p.m.-6:30 p.m.)
Base Service: 9:00 a.m.-3:00 p.m. 10 minute intervals
Base Fare: \$1.50 Off Peak Local; \$2.00 Peak Local
Funding Class: Large Urban

2007 SYSTEM DATA:

Total Operating Costs: \$22,105,941
Total Cost Per Passenger: \$2.43
Ridership: 9,101,036
Annual System Miles: 1,934,601



METRO TRANSIT – FIXED BUS ROUTES

Contact Person: Brian Lamb
Title: General Manager
Address: 560 – 6th Avenue North
Minneapolis, MN 55411
Telephone: 612.373-3333
Fax: 612.349.7503
E-Mail: brian.lamb@metc.state.mn.us
Website: www.metrotransit.org



SYSTEM SNAPSHOT:

Legal Name: Metro Transit
Type of Government: State, an operating unit of the Metropolitan Council.
Area Served: Anoka, Carver, Dakota, Hennepin, Ramsey, Scott and Washington Counties
Legislative District: Metro
Congressional District: 2, 3, 4, 5 and 6

2008 Achievements:

- On pace to exceed goal of 78 million rides.
- Increased biodiesel content in fuel to 20% for summer operations, revert to 10% in winter.
- Took delivery of 45 hybrid electric low-floor buses.
- Took delivery of 87 clean diesel standard drive, low-floor buses.
- Added real-time departure data by offering mapping capability to on-line trip planner and making trip planning available on Google Transit.
- Expanded service for 2008 Republic National Convention.
- Increased transit fares to offset higher fuel prices and declining revenue.
- Completed comprehensive energy consumption audit at support facilities and implemented energy efficiency initiatives.

2009 Objectives:

- Implement major elements of Urban Partnership agreement, including three new park-and-ride lots, 26 new buses, double wide bus-only lanes on Marquette and 2nd Avenue.
- Enhance customer information real-time signs on freeways and at park-and-ride lots, and test traffic signal priority for transit.

2010-2015 Long-Range Plans:

- Remove express buses from Nicollet Mall and operate remaining service with hybrid electric buses.
- Open sixth service garage to accommodate ridership growth envisioned in Met Council's 2030 Transportation Policy Plan.

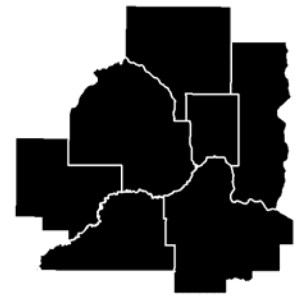
Vehicles: 746 40 ft. Coaches and 155 60 ft. Articulated Buses
Service Type: Fixed Route
Days of Service: Monday-Sunday, 24 Hours Daily
Base Fare: \$1.50 Local Off Peak, \$1.75 Local Peak and \$2.75 Express Peak
Funding Class: Large Urban

2007 SYSTEM DATA:

Total Operating Costs: \$220,355,940
Total Cost Per Passenger: \$3.28
Ridership: 67,270,136
Annual System Miles: 27,355,570



METROPOLITAN COUNCIL – **METROPOLITAN TRANSPORTATION SERVICES**



Contact Person: John Harper
Title: Sr. Project Administrator
Address: 390 North Robert Street
St. Paul, MN 55101-1805
Telephone: 651.602.1744
Fax: 651.602.1739
E-Mail: john.harper@metc.state.mn.us
Website: www.metrocouncil.org

2008 Achievements:

- Implemented Job Access Reverse Commute (JARC) service on four fixed routes.
- Applied for and received JARC funds from Mn/DOT to support vanpools which operate in the counties adjacent to the metro area.
- Coordinated and procured Hennepin County Dial-A-Ride contract, which includes service areas for and funding assistance from city of Edina and Senior Transportation Program.
- Initiated express service between Forest Lake and downtown Minneapolis in response to the collapse of I-35W bridge.

2009 Objectives:

- Install automatic vehicle location (AVL) and automatic passenger counter (APC) technology on all fixed route buses.
- Install camera surveillance system on all fixed route buses.
- Complete RFPs for two fixed route service packages.
- Continue to work with Met Council's Metro Transit division to maintain appropriate mix of contracted and directly operated transit services.
- Partner with Metro Transit and other transit agencies to implement Urban Partnership Agreement initiatives.

2010-2015 Long Range Plans:

- Implement redesign of community based dial-a-ride system throughout entire service area.
- Integrate contract services into various real-time information technologies.
- Continue to offer a cost-effective means for providing lower productivity, higher subsidy transit service in the metro area.

SYSTEM SNAPSHOT:

Legal Name: Metropolitan Council –
Metropolitan Transportation Services
Type of Government: Regional
Area Served: Anoka, Carver, Dakota,
Hennepin, Ramsey, Scott, and Washington
Counties
Legislative District: Metro Area
Congressional District: Metro Area

Vehicles: 65 Vans, 3 45' Coaches, 27 Class 700, 24 Class 600 and 69 Small Buses
Service Type: Fixed Route, Demand Response and Vanpool
Days of Service: Sunday-Saturday, 24 hour a day
Base Fare: Regular Route: \$1.50 Local Off Peak, \$1.75 Local Peak, and \$2.75 Express Peak; Demand Response: \$2.00
Funding Class: Large Urban and Small Urban

2007 SYSTEM DATA:

Total Operating Costs: \$13,021,197
Total Cost Per Passenger: \$5.13
Ridership: 2,539,952
Annual System Miles: 4,688,651

NOTE: Transit systems represented on this page are: DARTS 417 (Contracted Services), NEST 219, Route 66/614 Hopkins, Route 71 & 78 (641/678), Route 71 & 78 DR (641/678), Minnetonka DAR, Osseo, South County, South County Circulator DR, Roseville Circulator, Anoka (Contracted Services), East Metro Redesign, Route 755/756 (old 55), North Suburban Lines (Lorenz), Two Rivers (South County, 417 & 219), Two Rivers DAR, BE-Line, West Metro Redesign and VanGo

MINNESOTA VALLEY TRANSIT AUTHORITY

Contact Person: Beverley Miller
Title: Executive Director
Address: 100 East Highway 13
Burnsville, MN 55337
Telephone: 952.882.7500
Fax: 952.882.7600
E-Mail: bmiller@mvta.com
Website: www.mvta.com



SYSTEM SNAPSHOT:

Legal Name: Minnesota Valley Transit Authority

Type of Government: Joint Powers Agreement

Area Served: Cities of Apple Valley, Burnsville, Eagan, Rosemount and Savage

Legislative District: 35B, 37A, 37B, 38A, 38B, 39A and 40A

Congressional District: 2

2008 Achievements:

- Awarded four design and engineering transit station contracts; one in Eagan and three in Apple Valley.
- Acquired former Watson site to house new Apple Valley Transit Station.
- Purchased replacement vehicles for fleet.
- Installed bike racks on all MVTA buses.
- Implemented digital video surveillance cameras on all MVTA buses.

2009 Objectives:

- Implement GPS tracking technology on MVTA vehicles.
- Implement Lane Guidance Technology on 10 buses along Cedar corridor.
- Implement Bus Rapid Transit (BRT) on Cedar Avenue corridor.
- Open transit stations along Cedar Avenue BRT corridor.
- Increase ridership.

2010-2015 Long-Range Plans:

- Increase ridership.
- Increase parking capacity at the Burnsville Transit Station.
- Implement station to station service along Cedar Avenue BRT corridor.
- Increase number of cities serviced by MVTA.

Vehicles: 12 Class 400, 11 Class 600 and 89 Class 700

Service Type: Fixed Route and Flexible Fixed Route

Days of Service: Monday-Friday Express Route; Monday-Sunday Local Service Depending on Route

Base Fare: \$1.50

Funding Class: Opt-Outs

2007 SYSTEM DATA:

Total Operating Costs: \$14,310,534

Total Cost Per Passenger: \$5.79

Ridership: 2,470,702

Annual System Miles: 3,507,057



Palomine Hills Park and Ride

NORTHEAST SUBURBAN TRANSIT (NEST)

Contact Person: James E. Norman
Title: Interim Coordinator
Address: 14190 Xenon Street N.W.
Suite 2, Ramsey, MN 55303
Telephone: 763.712.9405
E-Mail: jnorman@norman-assoc.com



SYSTEM SNAPSHOT:

Legal Name: Northeast Suburban Transit
Type of Government: Joint Powers
Area Served: Cities of Maplewood, North St. Paul and Oakdale
Legislative District: 55A and 55B
Congressional District: 4

2008 Achievements:

- Increased Dial-A-Ride ridership.

2009 Objectives:

- Increase Dial-A-Ride ridership.

2010-2015 Long-Range Plans:

- Continue serving our customers

Vehicles: 2 Class 300 and 2 Class 600
Service Type: Dial-A-Ride and Fixed Route
Days of Service: Monday-Friday 6:00 a.m.-6:00 p.m.
Base Fare: \$2.00 Dial-A-Ride
Funding Class: Small Urban and Contracted Regular Route

2007 SYSTEM DATA:

Total Operating Costs: \$269,681
Total Cost Per Passenger: \$14.44
Ridership: 18,677
Annual System Miles: 98,458



NORTHSTAR COMMUTER COACH

Contact Person: Tim Kirchoff
Title: Supervisor, Transit Operations and Planning
Address: 2100 Third Avenue
Room 216, Anoka, MN 55303
Telephone: 1.888.528.8880 or
763.422.7075
Fax: 763.323.5556
E-Mail:
commutercoach@commutercoach.org
Website: www.commutercoach.org

2008 Achievements:

- Secured funding for operation of service until rail is online in 2009.

2009 Objectives:

- Transition current bus ridership to Northstar Commuter Rail.

2010-2015 Long-Range Plans:

- N/A



SYSTEM SNAPSHOT:



Legal Name: Northstar Corridor Development Authority

Type of Government: Joint Powers Board

Area Served: Cities of Coon Rapids, Elk River and Minneapolis

Legislative House District: 16B, 47A, 47B, 48A, 48B, 49A, 49B, 58A, 58B, 59A, 59B, 60A, 60B, 61A, 61B, 62A, 62B and 63A

Congressional District: 3, 5 and 6

Vehicles: 7 Class 700, MCI D4500 57 passenger

Service Type: Commuter Express

Days of Service: Monday-Friday 5:25 a.m.-8:50 a.m. and 3:30 p.m.-6:55 p.m.

Base Fare: \$2.75 Coon Rapids; \$4.50 Elk River

Funding Class: Other

2007 SYSTEM DATA:

Total Operating Costs: \$774,425

Total Cost Per Passenger: \$4.72

Ridership: 164,054

Annual System Miles: 271,380



PLYMOUTH METROLINK

Contact Person: Bernie Maciej
Title: Transit Coordinator
Address: 3400 Plymouth Boulevard
Plymouth, MN 55447-1482
Telephone: 763.509.5535
Fax: 763.509.5510
E-Mail: bmaciej@ci.plymouth.mn.us
Website: www2.ci.plymouth.mn.us

2008 Achievements:

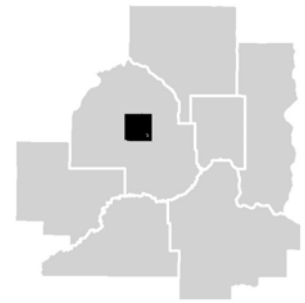
- Promoted Station 73 and Cub Foods Park and Ride.

2009 Objectives:

- Implement GPS on fixed route vehicles.

2010-2015 Long-Range Plans:

- Continue to meet demand by increasing fleet.



SYSTEM SNAPSHOT:

Legal Name: City of Plymouth

Type of Government: City

Area Served: Hennepin County; City of Plymouth

Senate Legislative District: 19, 32, 33, 34, 40, 41, 42, 43, 44, 45, 46, 47, 54, 58, 59, 60, 61, 62, and 63

House Legislative District: 19B, 32A, 32B, 33A, 33B, 34B, 40B, 41A, 41B, 42A, 42B, 43A, 43B, 44A, 44B, 45A, 45B, 46A, 46B, 47A, 47B, 54A, 58A, 58B, 59A, 59B, 60A, 60B, 61A, 61B, 62A, 62B, 63A and 63B

Congressional District: 2, 3, 5 and 6

Vehicles: 16 Class 400, 18 Class 500 and 9 Class 700

Service Type: Dial-A-Ride and Fixed Route

Days of Service: Dial-A-Ride Monday-Friday 6 a.m.-10 p.m., Saturday 9 a.m.-6 p.m., Fixed Route Monday-Friday 6 a.m.-8:15 p.m.

Base Fare: \$2.75 Peak, \$2.00 Off-Peak and \$2.00 Dial-A-Ride

Funding Class: Opt-Out

2007 SYSTEM DATA:

Total Operating Costs: \$3,779,996

Total Cost Per Passenger: \$7.00

Ridership: 539,724

Annual System Miles: 1,090,437

PRISM EXPRESS

Contact Person: Courtney Whited
Title: Program Director
Address: 730 Florida Avenue South
Golden Valley, MN 55426
Telephone: 763.529.1350
Fax: 763.529.1454
E-Mail: cwhited@prismmpls.org
Website: www.prismmpls.org/programs/prismexpress.html

2008 Achievements:

- Increased fleet with a 12 passenger wheelchair equipped van.
- Implemented fare ticket option for riders.
- Improved data collection and scheduling with new database.

2009 Objectives:

- Expand ridership in Dial-A-Ride program by marketing PRISM Express.
- Implement dispatch ride system allowing for same day ride reservations.
- Diversify funding and revenue generating sources.

2010-2015 Long-Range Plans:

- Establish PRISM Express into a comprehensive and integrated transportation system working with other transportation companies and city planners to meet the increasing transportation needs of residents living in the northwest suburbs.
- Expand PRISM Express to support under served areas in the metro area.

SYSTEM SNAPSHOT:



Legal Name: PRISM Express (People Responding in Social Ministry)

Type of Government: Non-Profit

Area Served: Cities of Brooklyn Center, Crystal, Golden Valley, New Hope, Plymouth and Robbinsdale

Legislative District: 43A, 43B, 44B, 45A, 45B and 46B

Congressional District: 3 and 5

Vehicles: 2 Class 100, 4 Class 300 and 2 Class 400

Service Type: Dial-A-Ride

Days of Service: Monday-Friday 8:00 a.m.-4:00 p.m., Saturday-Sunday hours vary

Base Fare: \$5.00 Donation

Funding Class: Rural

2007 SYSTEM DATA:

Total Operating Costs: \$387,421

Total Cost Per Passenger: \$9.76

Ridership: 39,668

Annual System Miles: 166,021



RAMSEY STAR EXPRESS

Contact Person: Brian E. Olson
Title: Director of Public Works
Address: 7550 Sunwood Drive N.W.
Ramsey, MN 55303
Telephone: 763.427.1410
Fax: 763.427.5543
E-Mail: bolson@ci.ramsey.mn.us
Website: www.ci.ramsey.mn.us

2008 Achievements:

- Increased daily ridership.
- Promoted bike lockers at Municipal Parking Ramp.

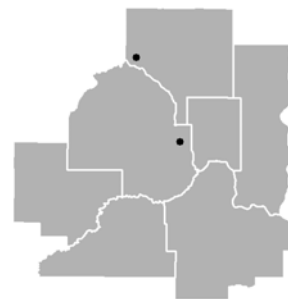
2009 Objectives:

- Continue to serve commuter needs along the Northstar Corridor and the City of Ramsey.
- Continue to increase daily ridership.

2010-2015 Long-Range Plans:

- Increase service where needed.
- Secure funding for continued operation until replaced by Northstar Commuter Rail.

SYSTEM SNAPSHOT:



Legal Name: City of Ramsey
Type of Government: City
Area Served: Cities of Minneapolis and Ramsey
Legislative District: 48B, 58B, 59A, 62A and 62B
Congressional District: 3, 5 and 6

Vehicles: 2 Class 600
Service Type: Commuter Express
Days of Service: Monday-Friday 5:20 a.m.-8:15 a.m. and 3:35 p.m.-6:35 p.m.
Base Fare: \$2.75
Funding Class: Other

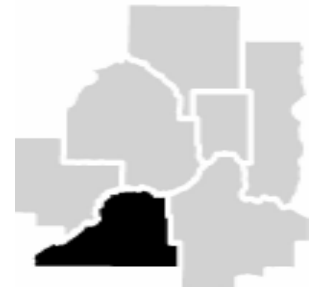
2007 SYSTEM DATA:

Total Operating Costs: \$387,612
Total Cost Per Passenger: \$16.18
Ridership: 23,954
Annual System Miles: 106,012



SCOTT COUNTY TRANSIT

Contact Person: Troy Beam
Title: Transit Manager
Address: 828 First Avenue East
Shakopee, MN 55379
Telephone: 952.496.8341
Fax: 952.496.1842
E-Mail: transit@co.scott.mn.us
Website: www.co.scott.mn.us



SYSTEM SNAPSHOT:

Legal Name: Scott County Transit
Type of Government: County
Area Served: Scott County
Legislative Senate District: 25, 34, 35 and 40
Legislative House District: 25A, 25B, 34A, 35A, 35B and 40A
Congressional District: 2

2008 Achievements:

- Held Grand Opening Ceremony of new 500 stall park and ride lot on County Road 18 and Highway 169.
- Increased ADA ridership.
- Replaced three buses in fleet with three new ones.
- Began merger negotiations with Carver County Transit.

2009 Objectives:

- Increased ridership by five percent.
- Expand Scott County's ADA service.
- Continue merger with Carver County Transit.

2010-2015 Long-Range Plans:

- Complete merger with Carver County Transit.
- Erect building for new 500 stall park and ride lot on County Road 18 and Highway 169.
- Expand service with planned merger with Carver County Transit.
- Increase ridership and minimize expenses.

Vehicles: 18 Class 400 and 9 Class 600
Service Type: Dial-A-Ride and ADA
Days of Service: Dial-A-Ride Monday-Friday 5:30 a.m.-7:00 p.m., ADA Monday-Friday 4:45 a.m.-10:30 p.m., Saturday 7:15 a.m.-9:30 p.m., and Sunday 8:00 a.m.-9:15 p.m.
Base Fare: \$1.00-\$8.00
Funding Class: Rural

2007 SYSTEM DATA:

Total Operating Costs: \$1,939,228
Total Cost Per Passenger: \$17.32
Ridership: 111,955
Annual System Miles: 463,598



SENIOR TRANSPORTATION PROGRAM

Contact Person: Mike Opatz
Title: Transportation Administrator
Address: 12800 Arbor Lakes Parkway
Maple Grove, MN 55369
Telephone: 763.494.6005
Fax: 763.494.6421
E-Mail: mopatz@ci.maple-grove.mn.us
Website: www.ci.maple-grove.mn.us
Transit Provider: Midwest Paratransit Services



SYSTEM SNAPSHOT:

Legal Name: Metropolitan Council, Senior Transportation Program

Type of Government: Joint Powers Board

Area Served: Cities of Brooklyn Park, Champlin, Dayton, Maple Grove, Osseo and Rogers

Legislative District: 32A, 32B, 46A, 46B, 47A and 47B

Congressional District: 3 and 6

2008 Achievements:

- Changed contracted bus provider from Senior Community Services to Midwest Paratransit Service.

2009 Objectives:

- Increase ridership to all age sectors of the communities and broaden marketing activities.

2010-2015 Long Range Plans:

- Work with local communities to improve service delivery and efficiency.

Vehicles: 3 Class 400

Service Type: Dial-A-Ride

Days of Service: Monday-Friday 7:30 a.m.-4:00 p.m.

Base Fare: \$5.00

Funding Class: Small Urban

2007 SYSTEM DATA:

Total Operating Costs: \$239,448

Total Cost Per Passenger: \$17.12

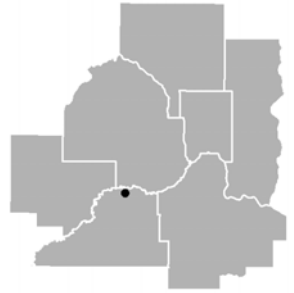
Ridership: 13,986

Annual System Miles: 107,039

SHAKOPEE TRANSIT

Contact Person: R. Michael Leek
Title: Community Development Director
Address: 129 South Holmes Street
Shakopee, MN 55379
Telephone: 952.233.9346
Fax: 952.233.3801
E-Mail: mleek@ci.shakopee.mn.us
Website:
www.ci.shakopee.mn.us/transit.cfm

SYSTEM SNAPSHOT:



Legal Name: Shakopee, City of
Type of Government: Municipal
Area Served: City of Shakopee
Legislative House District: 35A
Congressional District: 2

2008 Achievements:

- Continued growth of the “BlueXpress” commuter service in partnership with the City of Prior Lake.
- Continued operation of the city’s circulator and summer shuttle service.
- Began planning, with partners, for second 500 car park and ride facility in conjunction with the Scott County’s CR 21 project.

2009 Objectives:

- Acquire a fifth commuter coach.
- Complete design on second park and ride facility.

2010-2015 Long-Range Plans:

- Further expand BlueXpress services.
- Complete construction of second park and ride facility.

Vehicles: 5 Class 300, 4 Class 700 and 3 Vans
Service Type: Fixed Route, Commuter, Fixed Route Circular and Vanpool
Days of Service: Monday-Friday except legal holidays; Express 6:05 a.m.-6:48 p.m. peak hours; Circulator 5:40 a.m.-5:27 p.m. peak hours
Base Fare: \$2.75 Commuter; \$1.00 Circulator; and \$2.00 Vanpool
Funding Class: Opt-Outs

2007 SYSTEM DATA:

Total Operating Costs: \$654,581
Total Cost Per Passenger: \$13.47
Ridership: 48,610
Annual System Miles: 175,456



SOUTHWEST TRANSIT

Contact Person: Linda Spevacek
Title: Administrative Service Assistant
Address: 13500 Technology Drive
Eden Prairie, MN 55344
Telephone: 952.949.2287
Fax: 952.974.7997
E-Mail: lspevacek@swtransit.org
Website: www.swtransit.org

2008 Achievements:

- Completed construction of SouthWest Village in Chanhassen.
- Completed East Creek Transit Station in Chaska.
- Reached one million annual passenger mark.
- Awarded APTA Safety Award.
- Implemented additional security measures at garage.

2009 Objectives:

- Design ramp and sign agreements for Market Street Station (Chanhassen).
- Design new park-and-ride lot and transit station in Chaska at Highway 212/County Road 10.
- Acquire AVL and other technology improvements.

2010-2015 Long-Range Plans:

- Add third level at SouthWest Village in Chanhassen.
- Acquire additional vehicles to meet demand in service area.
- Enter into Mutual Aid Agreements with member cities and regional transit agencies.



SYSTEM SNAPSHOT:



Legal Name: SouthWest Transit
Type of Government: Local Government Joint Powers Agreement
Area Served: Cities of Chanhassen, Chaska and Eden Prairie
Legislative House District: 19B, 32A, 32B, 33A, 33B, 34A, 34B, 40B, 41A, 41B, 42A, 42B, 43A, 43B, 44A, 44B, 45A, 45B, 46A, 46B, 47A, 47B, 54A, 58A, 58B, 59A, 59B, 60A, 60B, 61A, 61B, 62A, 62B, 63A and 63B
Congressional District: 2, 3, 5 and 6

Vehicles: 10 Class 400 and 55 Class 700
Service Type: Fixed Route
Days of Service: Monday-Friday 5:00 a.m.-10:30 p.m.; Saturday 7:00 a.m.-6:00 p.m.
Base Fare: \$2.75 Peak Express, \$2.00 Non-Peak Express, \$2.00 Peak Local, and \$1.50 Non-Peak Local
Funding Class: Opt Out

2007 SYSTEM DATA:

Total Operating Costs: \$7,932,421
Total Cost Per Passenger: \$7.83
Ridership: 1,012,538
Annual System Miles: 1,769,773



S.T.E.P. TRANSPORTATION

Contact Person: Jackie Olafson

Title: Director

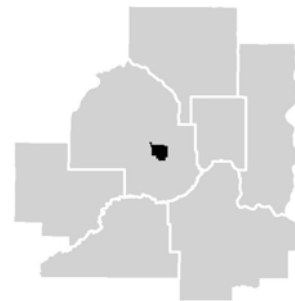
Address: 5925 Highway 7
St. Louis Park, MN 55416

Telephone: 952.925.4899

Fax: 952.925.5161

E-Mail: jackie@STEPslp.org

Website: www.STEPslp.org



SYSTEM SNAPSHOT:

Legal Name: St. Louis Park Emergency Program (STEP)

Type of Government: Private Non-Profit

Area Served: City of St. Louis Park

Legislative District: 44A and 44B

Congressional District: 5

2008 Achievements:

- Had a stronger driver support base in place for riders.
- Implemented the Transportation Hotline which makes it easier for riders to request transportation.

2009 Objectives:

- Service 99% of all ride requests through volunteer recruitment.
- Increase the number of rides for seniors, families and other adults facing transportation barriers.
- Maintain and fine tune referral/resources connection components.

2010-2015 Long Range Plans:

- Recruit and maintain at least 25 volunteer drivers.
- Increase ridership

Vehicles: Volunteer Vehicles

Service Type: Dial-A-Ride

Days of Service: Monday-Friday 8:30 a.m.-4:00 p.m.

Base Fare: Donation Based

Funding Class: Small Urban

2007 SYSTEM DATA:

Total Operating Costs: \$43,151

Total Cost Per Passenger: \$18.39

Ridership: 2,346

Annual System Miles: 18,300



UNIVERSITY OF MINNESOTA TRANSIT

Contact Person: William Stahlmann
Title: Transit Manager
Address: 300 Transportation and Safety Building, 511 Washington Avenue S.E. Minneapolis, MN 55455
Telephone: 612.626.7275
Fax: 612.624.8899
E-Mail: stahl001@umn.edu
Website: www1.umn.edu/pts/busing.htm



SYSTEM SNAPSHOT:

Legal Name: University of Minnesota Parking and Transportation Services
Type of Government: Higher Education
Area Served: Hennepin and Ramsey Counties
Legislative District: Metro
Congressional District: 2, 3, 4, 5 and 6

2008 Achievements:

- Purchased a 40' hybrid bus.

2009 Objectives:

- Provide more heated bus shelters for riders.
- Purchase additional hybrid buses.

2010-2015 Long-Range Plans:

- Pursue additional funds to purchase additional hybrid buses.

Vehicles: 1 Class 100, 1 Class 200, 2 Class 400 and 18 Class 700
Service Type: Fixed Route and Dial-A-Ride
Days of Service: Fixed Route: Monday-Sunday 7:00 a.m.-12:00 a.m.; Dial-A-Ride: Monday-Friday 7:30 a.m.-6:00 p.m.
Base Fare: \$0
Funding Class: Other (Funded with Parking Revenue from U of M Campus and Student Transportation fee)

2007 SYSTEM DATA:

Total Operating Costs: \$4,193,885
Total Cost Per Passenger: \$1.28
Ridership: 3,273,100
Annual System Miles: 619,822



Transit Capital Program for Organizations Servicing The Elderly and Disabled

The purpose of the Federal Transit Administration (FTA) Section 5310 program is to meet the special transportation needs of elderly persons and persons with disabilities for whom existing mass transportation services are unavailable, insufficient, or inappropriate.

The program seeks to enhance coordination of federally assisted programs and services to encourage the most efficient use of federal resources and to achieve the goal of improved mobility for elderly persons and persons with disabilities.

The State of Minnesota receives Federal Section 5310 funds each year through a lump sum appropriation from the U.S. DOT-FTA. It is Mn/DOT's policy to use Section 5310 funds to purchase lift-equipped vehicles.

Grants are awarded for vehicle replacement, expansion of current services, or initiation of new services. Grant vehicles are purchased under Mn/DOT's Cooperative Vehicle Procurement Program through the Department of Administration. Listed below are the current Section 5310 recipients:

1. ABC WORKS

Contact Person: Judy Wandling
Telephone Number: 507.895.7161
62 North 3rd Street, P. O. Box 151
LaCrescent, MN 55947
E-Mail Address: judyw.abcinc.org

2. ABILITY BUILDING CENTER (ABC)

Contact Person: Steve Hill
Telephone Number: 507.281.6262
1911 - 14th Street N.W.
Rochester, MN 55901
E-Mail Address: stevenh@abcinc.org

3. ACHIEVE SERVICES, INC.

Contact Person: Carol Donahoe
Telephone Number: 763.792.8705
1201 - 89th Avenue N.E., Suite 105
Blaine, MN 55434
E-Mail Address: carol.donahoe@achieveservices.org

4. ADULT DAY SERVICES, INC.

Contact Person: April Collman-Maddox
Telephone Number: 218.751.1324
620 Carr Lake Road S.E.
Bemidji, MN 56601
E-Mail Address: acollman@paulbunyan.net

5. AMERICAN RED CROSS

Contact Person: Sue Olson
Telephone Number: 651.305.2432
1201 West River Parkway
Minneapolis, MN 55454
E-Mail Address: solson@redcrosstc.org

6. ANOKA, CITY OF

Contact Person: Lisa LaCasse
Telephone Number: 763.576.2984
2105 First Avenue North
Anoka, MN 55303-2270
E-Mail Address: llacasse@ci.anoka.mn.us

7. ATWATER, CITY OF

Contact Person: Goldie Smith
Telephone Number: 320.974.8760
123 - 4th Street North, P.O. Box 59
Atwater, MN 56209-0059
E-Mail Address: atwatercityclerk@willmar.com

8. AUGUSTANA LUTHERAN HOMES, INC.

Contact Person: Julie Kedelbach
Telephone Number: 320.693.7794
218 North Holcombe Avenue
Litchfield, MN 55355
E-Mail Address: juliekedelbach@ecumen.org

Transit Capital Program for Organizations Servicing The Elderly and Disabled

9. BAY LAKE AREA LIONS CHARITIES, INC.

Contact Person: Dan Kantorowicz
Telephone Number: 218.678.9999
22520 Pine Trail
Deerwood, MN 56444
E-Mail Address: dan.oaks@charter.net

10. BECKER COUNTY DAC

Contact Person: David Peterson
Telephone Number: 218-847-8206
900 East Central, P.O. Box 852
Detroit Lakes, MN 56502
E-Mail Address: beckerdac@yahoo.com

11. BETHANY HOME

Contact Person: Carol Kvidt
Telephone Number: 320.762.1567
1020 Lark Street
Alexandria, MN 56308
E-Mail Address: carolkvidt@ecumen.org

12. BIGFORK VALLEY TRANSPORTATION

Contact Person: Barb Rahier
Telephone Number: 218.743.3052
P. O. Box 258
Bigfork, MN 56628
E-Mail Address: brahier@bigforkvalley.org

13. BLOOMINGTON HUMAN SERVICES DIVISION, CITY OF

Contact Person: Alissa Solie
Telephone Number: 952.563.8736
Creskide Community Center
9801 Penn Avenue South
Bloomington, MN 55431-2991
E-Mail Address: asolie@ci.bloomington.mn.us

14. BOIS FORTE RESERVATION TRIBAL COUNCIL

Contact Person: Mavis Drift
Telephone Number: 218.757.3790
5322 St. Mary's Drive
Nett Lake, MN 55772
E-Mail Address: mdrift@boisforte-nsn.gov

15. CANNON FALLS COMMUNITY HOSPITAL

Contact Person: Dick Treptow
Telephone Number: 507.263.4221
1116 West Mill Street
Cannon Falls, MN 55009
E-Mail Address: treptow.richard@mayo.edu

16. CEDAR VALLEY SERVICES, INC.

Contact Person: Richard Pavék
Telephone Number: 507.433.2303
2111 - 4th Street N.W.
Austin, MN 55912
E-Mail Address: rpavek@cedarvalleyservices.org

17. CENTER OF HUMAN ENVIRONMENT

Contact Person: Darby Miller
Telephone Number: 218.935.5403
1425 - 230th Avenue
Mahnomen, MN 56557
E-Mail Address: che@arvig.net

18. CLEARWATER DAC

Contact Person: Donald Blooflat
Telephone Number: 218.694.6541
5th & Hallan Avenue, P.O. Box 29
Bagley, MN 56621
E-Mail Address: dbc dac@gvtel.com

19. CLUES

Contact Person: Erin Delaney Monjarrez
Telephone Number: 651.379.4280
882 South Robert Street
West St. Paul, MN 55118
E-Mail Address: emonjarrez@clues.org

20. CONNECTIONS OF MOORHEAD, INC.

Contact Person: Staci Pauer
Telephone Number: 218.233.8657
810 - 4th Avenue South, Suite 156
Moorhead, MN 56560
E-Mail Address: spauer@connectionsofmoorhead.org

21. COTTONWOOD COUNTY DAC

Contact Person: Donavan Pankratz
Telephone Number: 507.831.1511
1049 - 5th Avenue, P.O. Box 153
Windom, MN 56101
E-Mail Address: ccdac@qwest.net

Transit Capital Program for Organizations Servicing The Elderly and Disabled

22. DARTS

Contact Person: Kris Barrett
Telephone Number: 651.455.1339 Ext. 296
1645 Marthaler Lane
West St. Paul, MN 55118-9909
E-Mail Address: kris.barrett@darts1.org

23. DEER RIVER HEALTHCARE CENTER

Contact Person: Renee Donnelly
Telephone Number: 218.246.2909
1002 Coomstock Drive
Deer River, MN 56636
E-Mail Address: donnelly@paulbunyan.net

24. DELANO, CITY OF

Contact Person: Gail Sinkel
Telephone Number: 763.972.0574
234 – 2nd Street North
Delano, MN 55328
E-Mail Address: gsinkel@delano.mn.us

25. EAST POLK COUNTY DAC

Contact Person: Wayne Holt
Telephone Number: 218.435.6188
326 North Mark, P.O. Box 178
Fosston, MN 56542
E-Mail Address: epcdac@qvtel.com

26. EAST SIDE NEIGHBORHOOD SERVICES, INC.

Contact Person: Joseph Biernat
Telephone Number: 612.787.4023
1700 - 2nd Street N.E.
Minneapolis, MN 55413
E-Mail Address: jbiernat@esns.org

27. EAST SUBURBAN RESOURCES

Contact Person: Ed Boeve
Telephone Number: 651.351.0190
1754 Washington Avenue
Stillwater, MN 55082-7561
E-Mail Address: eboeve@esrworks.org

28. ECCO

Contact Person: Catherine Nelson
Telephone Number: 507.247.5340
144 - 4th Street
Tracy, MN 56175
E-Mail Address: cathyn56115@yahoo.com

29. EMPLOYMENT ENTERPRISES, INC.

Contact Person: Byron Quinn
Telephone Number: 320.632.9251
307 N.W. 9th Avenue, P.O. Box 303
Little Falls, MN 56345
E-Mail Address: eei@charterinternet.com

30. ENTERPRISE NORTH, INC. MADELIA

Contact Person: Mary Hippert
Telephone Number: 507.233.8900
21 Center Avenue
Madelia, MN 56062
E-Mail Address: mhippert@newulmtel.net

31. EPIC ENTERPRISES, INC.

Contact Person: Linda Hibbard
Telephone Number: 507.645.6800
410 Stafford Lane South, P.O. Box 186
Dundas, MN 55019
E-Mail Address: epic@ll.net

32. FALLS DAC, INC.

Contact Person: Sally Erickson
Telephone Number: 218.681.5951
205 West 13th Street, P.O. Box C
Thief River Falls, MN 56701
E-Mail Address: fdacse@mncable.net

33. FIRST CARE MEDICAL SERVICES

Contact Person: Carrie Welin
Telephone Number: 218.435.1441
900 S.E. Hilligoss Boulevard
Fosston, MN 56542
E-Mail Address: cwelin@firstcare.org

34. FOCUS CORPORATION, INC.

Contact Person: Mary Wickersham
Telephone Number: 218.463.0411
P.O. Box 387
Roseau, MN 56751
E-Mail Address: focus@centurytel.net

35. FUNCTIONAL INDUSTRIES, INC.

Contact Person: Rod Pederson
Telephone Number: 763.682.4336
1801 Highway 25 North, P.O. Box 336
Buffalo, MN 55313
E-Mail Address: rodpedersonis@yahoo.com

Transit Capital Program for Organizations Servicing The Elderly and Disabled

36. GOOD SAMARITAN NURSING HOME

Contact Person: Lori Carlson
Telephone Number: 218.773.7484
2122 River Road N.W.
East Grand Forks, MN 56721
E-Mail Address: lcarlso2@good-sam.com

37. GOOD SHEPHERD COMMUNITY

Contact Person: Bob Dilts
Telephone Number: 320.252.6525
1115 - 4th Avenue North
Sauk Rapids, MN 56379
E-Mail Address: bobdilts@goodshepherdcampus.org

38. GREENWOOD CONNECTIONS

Contact Person: Lori Elmore
Telephone Number: 218.564.4101
427 Main Street N.E.
Menahga, MN 55464
E-Mail Address: grnwood@wcta.net

39. GUARDIAN ANGELS OF ELK RIVER

Contact Person: Rosemary Becker
Telephone Number: 763.241.6845
350 Evans Avenue
Elk River, MN 55330
E-Mail Address: rbecker@ga-er.org

40. HALLIE Q. BROWN COMMUNITY CENTER, INC.

Contact Person: Jonathan Palmer
Telephone Number: 651.224.4602
270 North Kent Street
St. Paul, MN 55102
E-Mail Address: jpalmer@hallieqbrown.org

41. HALSTAD LIVING CENTER

Contact Person: Lorie Paulsrud
Telephone Number: 218.456.2105
133 - 4th Avenue East
Halstad, MN 56548
E-Mail Address: lpaulsrud@rrv.net

42. HARRY MEYERING HOME

Contact Person: Rick Bernardy
Telephone Number: 507.387.8281
109 Homestead Drive
Mankato, MN 56001
E-Mail Address: rbernardy@harrymeyercenter.org

43. HERITAGE LIVING CENTER

Contact Person: Kent Hjelseth
Telephone Number: 218.237.8334
619 West 6th Street
Park Rapids, MN 56470
E-Mail Address: kenthjelseth@ecumen.org

44. HOPE DAC

Contact Person: Catherine Nelson
Telephone Number: 507.247.5340
330 East Highway 214, P.O. Box 637
Tyler, MN 56178
E-Mail Address: cathyn56115@yahoo.com

45. HUBBARD COUNTY DAC

Contact Person: Ed Ranson
Telephone Number: 218.732.3358
109 Pleasant Avenue, P.O. Box 86
Park Rapids, MN 56470
E-Mail Address: dac@unitelc.com

46. HUMAN SERVICES, INC.

Contact Person: Roxanne Emerson
Telephone Number: 651.275.4308
5650 Memorial Avenue North
Oak Park Heights, MN 55082
E-Mail Address: remerson@hsicare.org

47. INDEPENDENCE CENTER, INC.

Contact Person: Amy Christensen
Telephone Number: 320.252.4146
51-1st Avenue South
Waite Park, MN 56387
E-Mail Address: atcici@cloudnet.com

48. INDUSTRIES, INC.

Contact Person: Peter Brown
Telephone Number: 763.689.5434 Ext. 16
601 South Cleveland
Cambridge, MN 55008
E-Mail Address: pbrown@industriesinc.org

49. ITASCA DAC

Contact Person: Mary Metzger
Telephone Number: 218.327.1138
421 - 13th Street S.E., P. O. Box 20
Grand Rapids, MN 55744
E-Mail Address: idacmr@uslink.net

Transit Capital Program for Organizations Servicing The Elderly and Disabled

50. JEWISH COMMUNITY CENTER OF ST. PAUL

Contact Person: Barbie Levine
Telephone Number: 651.255.4734
1375 St. Paul Avenue
St. Paul, MN 55116
E-Mail Address: blevine@stpauljcc.org

51. JOBS PLUS, INC.

Contact Person: Robert Lee
Telephone Number: 507.833.5004
308 – 15th S.E.
Waseca, MN 56093
E-Mail Address: relee.jpi02@yahoo.com

52. KANDIYOHI AREA TRANSIT JOINT POWERS BOARD

Contact Person: Tiffany Collins
Telephone Number: 320.214.7433
1320 – 22nd Street S.W., P. O. Box 186
Willmar, MN 56201
E-Mail Address: tcollins@katbus.org

53. KAPOZIA, INC.

Contact Person: Tom Vogt
Telephone Number: 651.789.2806
380 East Lafayette Freeway South
St. Paul, MN 55107
E-Mail Address: tvogt@kaposia.com

54. KITTSOON COUNTY DAC

Contact Person: Missy Karboviak
Telephone Number: 218.754.2225
P.O. Box 54
Lake Bronson, MN 56734
E-Mail Address: missyk5@hotmail.com

55. KITTSOON MEMORIAL HOSPITAL

Contact Person: Jason Carlson
Telephone Number: 218.843.3612
1010 South Birch, P.O. Box 700
Hallock, MN 56728
E-Mail Address: jcarlson@kmhc.net

56. LAKE CITY MEDICAL CENTER MAYO

Contact Person: Gloria Hoth
Telephone Number: 651.345.3321
500 West Grant Street
Lake City, MN 55041
E-Mail Address: hoth.gloria@mayo.edu

57. LAKESHORE, INC

Contact Person: Cathy Firth
Telephone Number: 218.625.8280
4002 London Road
Duluth, MN 55804
E-Mail Address: cathyfirth@ecumen.org

58. LAKEWOOD HEALTH SYSTEM

Contact Person: Mike Goff
Telephone Number: 218.894.1515
49725 County Road 83
Staples, MN 56479
E-Mail Address: mikegoff@lakewoodhealthsystem.com

59. LESUEUR COUNTY DEVELOPMENTAL SERVICES, INC.

Contact Person: Doug Scharfe
Telephone Number: 507.362.8560
519 West Paquin Street, P. O. Box 47
Waterville, MN 56096
E-Mail Address: LCDs2@frontiernet.net

60. LIFEWORKS SERVICES, INC.

Contact Person: Bob Platz
Telephone Number: 651.365.3728
1120 Centre Pointe Drive, Suite 100
Mendota Heights, MN 55120
E-Mail Address: bplatz@lifeworks.org

61. LITTLEFORK MEDICAL CENTER

Contact Person: Jennifer Fondie
Telephone Number: 218.278.6634
P.O. Box N
Littlefork, MN 56653
E-Mail Address: cdolson@frontiernet.net

62. MAIN STREET INDUSTRIES

Contact Person: Robin Olson
Telephone Number: 320.325.5251
93 Main Street, P. O. Box 321
Clinton, MN 56225
E-Mail Address: mainstreet@centurytel.net

63. MARTIN LUTHER MANOR

Contact Person: Greg Anderson
Telephone Number: 952.948.5182
1401 East 100th Street
Bloomington, MN 55425-2614
E-Mail Address: gander15@fairview.org

Transit Capital Program for Organizations Servicing The Elderly and Disabled

64. MERRICK, INC.

Contact Person: Mike Greenbaum
Telephone Number: 651.789.6206
3210 Labore Road
White Bear Lake, MN 55110
E-Mail Address: mikeg@merrickinc.org

65. MIDWAY TRAINING SERVICES, INC.

Contact Person: Philip Swanson
Telephone Number: 651.288.8929
1246 University Avenue West, Suite 239
St. Paul, MN 55104
E-Mail Address: pswanson@midwaytraining.com

66. MIDWEST SPECIAL SERVICES, INC.

Contact Person: Julie Johnson
Telephone Number: 651.778.1000
900 Ocean Street
St. Paul, MN 55106
E-Mail Address: jjohnson@mwsservices.org

67. MILLE LACS HEALTH SYSTEM

Contact Person: Stephanie Jost
Telephone Number: 320.532.7975
200 North Elm Street, P.O. Box A
Onamia, MN 56359
E-Mail Address: sjost@mlhealth.org

68. MINNEAPOLIS AMERICAN INDIAN CENTER

Contact Person: Renee Lampi
Telephone Number: 612.879.1750
1530 East Franklin Avenue
Minneapolis, MN 55404
E-Mail Address: rlampi@maicnet.org

69. MN MASONIC HOMES NORTH RIDGE

Contact Person: Lisa Desnick
Telephone Number: 763.592.2669
5430 Boone Avenue North
New Hope, MN 55428
E-Mail Address: lisa.desnick@mnmasonic.org

70. MN VALLEY ACTION COUNCIL

Contact Person: Sandy Chadderdon
Telephone Number: 507.835.4551
308 North State Street
Waseca, MN 56093
E-Mail Address: schadderdon@mvac.mankato.mn.us

71. MRCI - ROSEMOUNT

Contact Person: Julie Beckmann
Telephone Number: 651.423.8900
15191 Boulder Court
Rosemount, MN 55068
E-Mail Address: jbeckmann@mrciworksource.org

72. MRCI - FAIRMONT

Contact Person: Ramona Harper
Telephone Number: 507.238.4388
701 Cory Lane
Fairmont, MN 56031
E-Mail Address: MRCI@frontiernet.net

73. MRCI - MANKATO

Contact Person: Lanny Cox
Telephone Number: 507.386.5670
15 Map Drive
Mankato, MN 56001
E-Mail Address: lcx@mrciworksource.org

74. MRCI - NEW ULM

Contact Person: Jeanine Grosam
Telephone Number: 507.233.2730
2100 North Broadway, P.O. Box 894
New Ulm, MN 56073
E-Mail Address: igrosam@mrciworksource.org

75. NEW AMERICANS COMMUNITY SERVICES

Contact Person: Sirad Osman
Telephone Number: 651.287.5223
1821 University Avenue, Suite S-286
St. Paul, MN 55104
E-Mail Address: sirad@newamericans.us

Transit Capital Program for Organizations Servicing The Elderly and Disabled

76. NORMAN COUNTY DAC

Contact Person: Michael Burke
Telephone Number: 218.784.4582
212 - 9th Street East, P.O. Box 145
Ada, MN 56510
E-Mail Address: mbncdac@loretel.net

77. NORTHEAST CONTEMPORARY SERVICES, INC.

Contact Person: Rebecca Smith
Telephone Number: 651.636.3343
2770 Cleveland Avenue North
Roseville, MN 55113
E-Mail Address: Rebecca.smith@northeastcontemporaryservices.org

78. OCCUPATIONAL DEVELOPMENT CENTER, INC. – THIEF RIVER FALLS

Contact Person: Sally McGlynn
Telephone Number: 218.681.6830
1520 Highway 32 South, P. O. Box 730
Thief River Falls, MN 56701
E-Mail Address: smcglynn@odcmn.com

79. OCCUPATIONAL DEVELOPMENT CENTER, INC. - WARREN

Contact Person: Shannon Henrickson
Telephone Number: 218.745.4401
1008 North 2nd Street
Warren, MN 56762
E-Mail Address: shenrickson@odcmn.com

80. OPPORTUNITY PARTNERS

Contact Person: Alison Steward
Telephone Number: 952.238.4827
5500 Opportunity Court
Minnetonka, MN 55343
E-Mail Address: asteward@opportunities.org

81. OPTIONS, INC.

Contact Person: Richard Simonson
Telephone Number: 763.263.3684
16820 – 197th Avenue N.W.
Big Lake, MN 55309
E-Mail Address: option1@sherbtel.net

82. PERHAM HOSPITAL DISTRICT

Contact Person: Karen Laughlin
Telephone Number: 218.346.1166
665 - 3rd Street S.W.
Perham, MN 56573
E-Mail Address: klaughlin@pmhh.com

83. PHOENIX ALTERNATIVES, INC.

Contact Person: Terry Higgs
Telephone Number: 651.426.2484
4453 White Bear Parkway
White Bear Lake, MN 55110
E-Mail Address: thiggs@phoenixalternatives.org

84. PILLSBURY UNITED COMMUNITIES/EMERGE COMMUNITY DEVELOPMENT

Contact Person: Dawn Williams
Telephone Number: 612.529.9267
1101 West Broadway
Minneapolis, MN 55411
E-Mail Address: williamsd@emerge-mn.org

85. PINE COUNTY CITIZENS COMMISSION ON AGING

Contact Person: Judy Broman
Telephone Number: 320.629.3455
435 - 10th Street N.W.
Pine City, MN 55063

86. PINE COUNTY DAC (PHASE)

Contact Person: Jeannette Kester
Telephone Number: 320.245.2246
106 North Main
Sandstone, MN 55072
E-Mail Address: jkphase@scicable.net

87. PINE HAVEN CARE CENTER, INC.

Contact Person: Steve Zillar
Telephone Number: 507.356.8304
210 N.W. 3rd Street
Pine Island, MN 55963
E-Mail Address: phcc@pitel.net

88. PINWOOD-DULUTH, INC.

Contact Person: Toni Rothmeier
Telephone Number: 218.879.4566
915 - 18th Street
Cloquet, MN 55720
E-Mail Address: toni@pinewoodclog-duluth.com

Transit Capital Program for Organizations Servicing The Elderly and Disabled

89. POLK COUNTY DAC

Contact Person: JoAnn Bittner
Telephone Number: 218.281.4181
515 - 5th Avenue South
Crookston, MN 56716
E-Mail Address:
bittner.dac@midconetwork.com

90. POSSABILITIES OF SOUTHERN MINNESOTA

Contact Person: Joel Berg
Telephone Number: 507.281.6116
1808 – 3rd Avenue S.E.
Rochester, MN 55904
E-Mail Address: posm@possibilities.org

91. PRAIRIE MANOR NURSING HOME

Contact Person: Mike Austin
Telephone Number: 507.583.4434
220 - 3rd Street N.W.
Blooming Prairie, MN 55917
E-Mail Address:
maustin@prairiemanorinc.com

92. PRESTON GOOD SAMARITAN CENTER

Contact Person: John Langemo
Telephone Number: 507.765.3837
608 Winona Street, P.O. Box 607
Preston, MN 55965
E-Mail Address: jangemo@good-sam.com

93. PRISM EXPRESS

Contact Person: Courtney Whited
Telephone Number: 763.529.1252
Ext. 115
730 Florida Avenue South
Golden Valley, MN 55426
E-Mail Address: cwhited@prismmpls.org

94. PROACT, INC. - EAGAN

Contact Person: Heidi Anderson
Telephone Number: 651.289.3149
3195 Neil Armstrong Boulevard
Eagan, MN 55121
E-Mail Address:
hranderson@proactinc.org

95. PROACT, INC. - RED WING

Contact Person: Sally Ogren
Telephone Number: 651.388.7108
204 Mississippi Avenue
Red Wing, MN 55066
E-Mail Address: sogren@proactinc.org

96. RISE, INC.

Contact Person: Lynn Noren
Telephone Number: 763.783.2814
8406 Sunset Road N.E.
Spring Lake Park, MN 55434
E-Mail Address: LNoren@rise.org

97. RIVERVIEW HEALTHCARE ASSOCIATION

Contact Person: Renea Johnson
Telephone Number: 218.281.9459
323 Minnesota Street S.E.
Crookston, MN 56716-1600
E-Mail Address:
rjohnson@riverviewhealth.org

98. ROCK COUNTY OPPORTUNITIES, INC.

Contact Person: Beth Bartels
Telephone Number: 507.283.4582
807 West Main Street, P. O. Box 626
Luverne, MN 56156
E-Mail Address: bebartels@mchsi.com

99. ROSEVILLE AREA SENIOR PROGRAM

Contact Person: Janell B. Wampler
Telephone Number: 651.604.3520
1910 West County Road B
Roseville, MN 55113
E-Mail Address:
Janell.wampler@isd623.org

100. SERVICE ENTERPRISES, INC

Contact Person: Betty Stancer
Telephone Number: 507.637.3503
515 West Bridge Street, P.O. Box 248
Redwood Falls, MN 56283
E-Mail Address:
betty.stancer@service-enterprises.org

Transit Capital Program for Organizations Servicing The Elderly and Disabled

101. SIBLEY COUNTY DAC

Contact Person: Mark Pauly
Telephone Number: 507.964.5726
700 Marion Drive, P.O. Box 916
Arlington, MN 55307-0916
E-Mail Address: scdpauly@frontiernet.net

102. SOJOURN ADULT DAY PROGRAM

Contact Person: Tom Penn
Telephone Number: 952.471.6080
4497 Shoreline Drive
Spring Park, MN 55384
E-Mail Address: thpenn@hotmail.com

103. SPRING VALLEY CARE CENTER

Contact Person: James Dessner
Telephone Number: 507.346.7202
800 Memorial Drive
Spring Valley, MN 55975
E-Mail Address: facilities@svseniorliving.com

104. ST. BENEDICT'S CENTER

Contact Person: Betty J. Moffitt
Telephone Number: 320.252.0010
1810 Minnesota Boulevard S.E.
St. Cloud, MN 56304
E-Mail Address: MoffittB@centracare.com

105. ST. ELIZABETH MEDICAL CENTER

Contact Person: Rita Fox
Telephone Number: 651.565.3111
1200 Grant Boulevard West
Wabasha, MN 55981
E-Mail Address: foxr@semcwabasha.org

106. ST. JOHN'S LUTHERAN HOME

Contact Person: Josh Jensen
Telephone Number: 507.723.3224
201 South CR 5
Springfield, MN 56087
E-Mail Address: jjensen@sjlhome.com

107. ST. MARY'S REGIONAL HEALTH CENTER

Contact Person: Tom Thompson
Telephone Number: 218.847.0888
1027 Washington Avenue
Detroit Lakes, MN 56501
E-Mail Address: tthompson@smrhc.com

108. ST. OLAF'S COMMUNITY CAMPUS

Contact Person: Beth Sutton
Telephone Number: 612.287.3542
2912 Fremont Avenue North
Minneapolis, MN 55411
E-Mail Address: bsutton@stolafcommunities.org

109. STEP, INC.

Contact Person: Sue Eisenmenger
Telephone Number: 507.238.4341
411 South State Street, P.O. Box 110
Fairmont, MN 56031
E-Mail Address: seisenmenger@stepinc.org

110. STEVENS COUNTY DAC

Contact Person: Emmy Kvatum
Telephone Number: 320.589.3020
203 Green River Road, P. O. Box 25
Morris, MN 56267
E-Mail Address: scdac@hometownsolutions.net

111. SWIFT COUNTY DAC

Contact Person: Emmy Kvatum
Telephone Number: 320.843.4201
2105 Minnesota Avenue
Benson, MN 56215
E-Mail Address: ekvatum@hometownsolutions.net

112. TRANSIT PLUS OF PARMLY LIFEPOINTES

Contact Person: Tom Henderson
Telephone Number: 651.257.7327
28210 Old Towne Road
Chisago City, MN 55013
E-Mail Address: tomhenderson@ecumen.org

113. UDAC, INC.

Contact Person: Roberta Lenz
Telephone Number: 218.722.5867
500 East 10th Street
Duluth, MN 55805
E-Mail Address: blenz@udac.org

Transit Capital Program for Organizations Servicing The Elderly and Disabled

114. UNIVERSITY GOOD SAMARITAN CENTER

Contact Person: Charles Huyink
Telephone Number: 612.305.2256
22 - 27th Avenue S.E.
Minneapolis, MN 55414
E-Mail Address: chuyink@good-sam.com

115. VALLEY VIEW HEALTHCARE & REHAB

Contact Person: Connie Edwards
Telephone Number: 507.896.3125
510 East Cedar Street, P.O. Box 98
Houston, MN 55943
E-Mail Address: cedwards@acegroup.cc

116. VOLUNTEERS OF AMERICA

Contact Person: Robbie Kress
Telephone Number: 612.332.9544
3612 Bryant Avenue South
Minneapolis, MN 55409
E-Mail Address: rkress@voamn.org

117. WADENA COUNTY DAC, INC.

Contact Person: Sylvia Silvers
Telephone Number: 218.837.5182
305 S.W. 5th Street, P.O. Box 235
Sebeka, MN 56477
E-Mail Address: wcdac@wcta.net

118. WHITE BEAR LAKE AREA SENIOR PROGRAM/ISD #624

Contact Person: Barb Green
Telephone Number: 651.653.3126
2484 East County Road F
White Bear Lake, MN 55110
E-Mail Address: bigree@wbl.whitebear.k12.mn.us

119. WINONA COUNTY DAC, INC.

Contact Person: Mary Hewett
Telephone Number: 507.452.1798
1721 West Service Drive
Winona, MN 55987
E-Mail Address: maryh@winonadac.org

120. WINONA ORC INDUSTRIES, INC.

Contact Person: Bill Harris
Telephone Number: 507.452.1855
1053 East Mark Street
Winona, MN 55987
E-Mail Address: bjharris@worcind.org

2008 Greater Minnesota Transit Systems Estimated Capital Costs

Transit System	Item	Total Cost	Federal Share	State Share	Local Share
Arrowhead Transit	4 Buses	\$1,080,000	\$ 777,600	\$ 86,400	\$216,000
Austin-Mower County Area Transit	1 Bus	\$ 118,000	\$ 94,400	\$0	\$ 23,600
Becker County Transit	1 Bus	\$ 60,000	\$ 48,000	\$0	\$ 12,000
Brainerd & Crow Wing Public Transit	2 Buses	\$ 124,000	\$ 49,600	\$ 49,600	\$ 24,800
Brown County Heartland Express	1 Bus	\$ 62,000	\$ 49,600	\$0	\$ 12,400
Chisago-Isanti County Heartland Express	2 Buses	\$ 122,000	\$ 97,600	\$0	\$ 24,400
Clay County Rural Transit	1 Bus	\$ 62,000	\$ 49,600	\$0	\$ 12,400
FAR North Public Transit	1 Bus	\$ 60,000	\$ 48,000	\$0	\$ 12,000
Faribault Flyer	1 Bus	\$ 57,000	\$ 45,600	\$0	\$ 11,400
Grant County Alpha Transit	1 Bus	\$ 60,000	\$ 48,000	\$0	\$ 12,000
Greater Mankato Transit System	1 Bus	\$ 262,500	\$ 210,000	\$0	\$ 52,500
Hibbing Area Transit	2 Buses	\$ 216,000	\$ 172,800	\$0	\$ 43,200
Kandiyohi Area Transit	2 Buses	\$ 170,000	\$ 86,400	\$ 49,600	\$ 34,000
Le Sueur Heartland Express	1 Bus	\$ 62,000	\$ 49,400	\$0	\$ 12,600
Martin County Express	2 Bus	\$ 124,000	\$ 99,200	\$0	\$ 24,800
Meeker County Public Transit	1 Bus	\$ 60,000	\$ 48,000	\$0	\$ 12,000
Mille Lacs Public Transit	1 Bus	\$ 62,000	\$ 49,600	\$0	\$ 12,400
Northfield Transit	1 Bus	\$ 59,000	\$ 47,200	\$0	\$ 11,800
Paul Bunyan Transit	1 Bus	\$ 60,000	\$ 48,000	\$0	\$ 12,000
Pipestone County Transit	1 Bus	\$ 60,000	\$ 48,000	\$0	\$ 12,000
Rainbow Rider Transit	3 Buses	\$ 180,000	\$ 144,000	\$0	\$ 36,000
Red Lake Transit	1 Bus	\$ 62,000	\$ 49,600	\$0	\$ 12,400
Renville County Heartland Express	1 Bus	\$ 60,000	\$ 48,000	\$0	\$ 12,000
RiverRider Public Transit System	4 Buses	\$ 217,000	\$ 173,600	\$0	\$ 43,400
Rock County Heartland Express	1 Bus	\$ 62,000	\$ 49,600	\$0	\$ 12,400
Semcac Transportation	1 Bus	\$ 59,000	\$ 47,200	\$0	\$ 11,800
Steele County Area Transit	1 Bus	\$ 59,000	\$ 47,200	\$0	\$ 11,800
Three Rivers Hiawathaland Transit	3 Buses	\$ 118,000	\$ 94,400	\$0	\$ 23,600
Trailblazer Transit	3 Buses	\$ 182,000	\$ 145,600	\$0	\$ 36,400
Transit Alternatives	4 Buses	\$ 186,000	\$ 49,600	\$ 99,200	\$ 37,200
Tri-CAP Transit Connection	1 Bus	\$ 108,000	\$ 86,400	\$0	\$ 21,600
Tri-Valley Heartland Express Bus	2 Buses	\$ 170,000	\$ 136,000	\$0	\$ 34,000
Virginia Dial-A-Ride	1 Bus	\$ 108,000	\$ 86,400	\$0	\$ 21,600
Watsonwan Take Me There (TMT)	1 Bus	\$ 62,000	\$ 49,600	\$0	\$ 12,400
Western Community Transit	1 Bus	\$ 60,000	\$ 48,000	\$0	\$ 12,000
Total		\$4,633,500	\$3,421,800	\$284,800	\$926,900

2007 5307 STP Projects

	Item	Total Cost	Federal Share	State Share	Local Share
Rochester Public Transit (Regular Route)	3 Buses	\$ 975,000	\$780,000	\$0	\$195,000
Rochester Public Transit (Regular Route)	1 Bus	\$ 170,000	\$136,000	\$0	\$ 34,000
Total		\$1,145,000	\$916,000	\$0	\$229,000

2008 Metropolitan Area Transit Estimated Capital Costs

Transit System	Item	Total	Federal Share	State Share	Other
Dakota County	Cedar Avenue BRT Bus Shoulder Lanes	\$ 500,000	\$400,000	\$ 100,000	\$0
Dakota County	Cedar Avenue BRT Project Management	\$ 110,915	\$0	\$ 110,915	\$0
Dakota County	Robert Street Corridor	\$ 500,000	\$0	\$ 500,000	\$0
Maple Grove	Maple Grove 610 & Zachary Seal and Finish	\$ 60,000	\$0	\$0	\$ 60,000
Maple Grove	Bus Shelters	\$ 200,000	\$0	\$0	\$ 200,000
Metro Mobility	Fleet Rehab	\$ 21,706	\$0	\$0	\$ 21,706
Metro Mobility	Fleet Rehab	\$ 10,000	\$0	\$0	\$ 10,000
Metro Mobility	Demand Vehicle Replacement	\$ 2,750,000	\$0	\$0	\$ 2,750,000
Metro Mobility	Fleet Rehab	\$ 150,000	\$0	\$0	\$ 150,000
Metro Mobility	Radios	\$ 100,000	\$0	\$0	\$ 100,000
Metro Mobility	Fare Collection	\$ 175,000	\$0	\$0	\$ 175,000
Metro Mobility	Camera System	\$ 650,000	\$0	\$0	\$ 650,000
Metro Transit	Tire Leasing	\$ 181,908	\$ 145,526	\$0	\$ 36,382
Metro Transit	Engines, Transmissions and Lifts	\$ 857,200	\$ 685,760	\$0	\$ 171,440
Metro Transit	Bus Procurement 40 Ft. Replace	\$ 43,028,152	\$34,422,522	\$0	\$ 8,605,630
Metro Transit	Bus Procurement	\$ 13,597,940	\$ 9,862,945	\$ 1,077,862	\$ 2,657,133
Metro Transit	Bus Equipment, Fareboxes/TRIM/Smartcard	\$ 25,800	\$0	\$0	\$ 25,800
Metro Transit	Bus Repair Associated Capital Maintenance	\$ 203,386	\$ 162,709	\$0	\$ 40,677
Metro Transit	Hiawatha LRV Major Overhaul	\$ 3,830,000	\$ 3,064,000	\$0	\$ 766,000
Metro Transit	Digital Security Recording Units	\$ 645,413	\$0	\$0	\$ 645,413
Metro Transit	Digital Security Recording Units	\$ 1,000,000	\$0	\$0	\$ 1,000,000
Metro Transit	Bus Associated Capital Maintenance, Future	\$ 2,703,609	\$ 2,162,887	\$0	\$ 540,722
Metro Transit	Hiawatha Rail Lubricators	\$ 235,000	\$ 188,000	\$0	\$ 47,000
Metro Transit	Bus Other: Tire Leasing, Future	\$ 1,233,581	\$ 986,865	\$0	\$ 246,716
Metro Transit	Bike Racks	\$ 39,299	\$ 37,334	\$0	\$ 1,965
Metro Transit	Bike Racks	\$ 29,429	\$ 23,543	\$0	\$ 5,886
Metro Transit	Bottineau Buses – 5 Artics	\$ 2,922,625	\$ 2,338,100	\$0	\$ 584,525
Metro Transit	Buses East I94 – 6 Acrtics	\$ 3,507,150	\$ 2,805,720	\$0	\$ 701,430
Metro Transit	Snelling Site Alternatives	\$ 100,000	\$0	\$0	\$ 100,000
Metro Transit	Como Shuttle Pass thru St. Paul	\$ 1,457,667	\$ 1,457,667	\$0	\$0
Metro Transit	Bus Traffic Signal Priority	\$ 100,000	\$ 80,000	\$0	\$ 20,000
Metro Transit	Bus Procurement Growth Tier II, 40 Ft. 35W Transit Response	\$ 12,291,000	\$0	\$ 9,832,800	\$ 2,458,200
Metro Transit	Bus Other: Tire Leasing, Growth Tier I	\$ 11,861	\$ 9,489	\$0	\$ 2,372
Metro Transit	Bus Procurement Growth Tier I, 40 ft. Urban Partnership Agreement	\$ 1,934,684	\$ 1,547,747	\$0	\$ 386,937
Metro Transit	Bus Other: Tire Leasing, Growth Tier II	\$ 142,336	\$ 113,869	\$0	\$ 28,467
Metro Transit	Bus Procurement: Growth Tier I, 60 Ft. Urban Partnership Agreement	\$ 3,117,466	\$ 2,493,973	\$0	\$ 623,493
Metro Transit	South Garage Addition	\$ 50,573	\$0	\$0	\$ 50,573
Metro Transit	Fire Alarms	\$ 20,000	\$ 16,000	\$0	\$ 4,000
Metro Transit	Support Facility Security	\$ 700,000	\$ 560,000	\$0	\$ 140,000
Metro Transit	Emergency Generator Capacity	\$ 180,000	\$ 144,000	\$0	\$ 36,000
Metro Transit	1% Safety and Security for Support Facility	\$ 62,000	\$ 49,600	\$0	\$ 12,400

2008 Metropolitan Area Transit Estimated Capital Costs

Transit System	Item	Total	Federal Share	State Share	Other
Metro Transit	OHB Hoist Space	\$ 49,895	\$0	\$0	\$ 49,895
Metro Transit	Rail Paint Booth Upgrade	\$ 225,000	\$ 180,000	\$0	\$ 45,000
Metro Transit	Underground Storage Tanks Replacement	\$ 1,000,000	\$0	\$0	\$ 1,000,000
Metro Transit	Major Improvement to Support Facilities – Future	\$ 2,521,500	\$0	\$0	\$ 2,521,500
Metro Transit	Energy Improvements at Facilities	\$ 1,785,000	\$ 1,785,000	\$0	\$0
Metro Transit	FTH Cooling System Replacement	\$ 50,000	\$ 40,000	\$0	\$ 10,000
Metro Transit	FTH Lighting Arrestors	\$ 100,000	\$0	\$0	\$ 100,000
Metro Transit	Recaulk Walls of All Buildings	\$ 500,000	\$ 400,000	\$0	\$ 100,000
Metro Transit	Digital Recorder Replacement	\$ 70,000	\$ 56,000	\$0	\$ 14,000
Metro Transit	Health & Safety Improvements: Web-Based Safety Training Program	\$ 65,000	\$ 52,000	\$0	\$ 13,000
Metro Transit	Bus Only Shoulder Maintenance	\$ 1,000,000	\$ 800,000	\$0	\$ 200,000
Metro Transit	FTH Building & Energy Enhancement	\$ 1,882,657	\$ 1,363,872	\$0	\$ 518,785
Metro Transit	FTH Building & Energy Enhancement	\$ 1,317,343	\$ 1,053,874	\$0	\$ 263,469
Metro Transit	FTH 2 Garage	\$ 1,200,000	\$ 960,000	\$0	\$ 240,000
Metro Transit	Hiawatha LRT: Rail System Facility Building	\$ 3,003,678	\$ 2,189,761	\$0	\$ 813,917
Metro Transit	Hiawatha LRT: Rail System Facility Building	\$ 646,322	\$ 517,058	\$0	\$ 129,264
Metro Transit	North Terminal	\$ 100,000	\$ 75,151	\$0	\$ 24,849
Metro Transit	Hiawatha LRT: Specialized Equipment & Tooling or New MOW Building	\$ 200,000	\$0	\$0	\$ 200,000
Metro Transit	Purchase Alternate Snelling Site	\$ 9,000,000	\$0	\$ 9,000,000	\$0
Metro Transit	Hiawatha LRT – Substation for Northstar Extension – 3 Car Train Program	\$ 1,350,000	\$ 1,080,000	\$0	\$ 270,000
Metro Transit	Rosedale Mall Transit Center Park and Ride	\$ 150,000	\$0	\$0	\$ 150,000
Metro Transit	Gateway Smith Avenue	\$ 15,000	\$0	\$0	\$ 15,000
Metro Transit	Public Facility Initiatives/Team Transit	\$ 500,000	\$0	\$0	\$ 500,000
Metro Transit	ADA Bus Stops	\$ 109,578	\$ 87,662	\$0	\$ 21,916
Metro Transit	Sector 5 Park and Ride Facilities	\$ 159,733	\$0	\$ 108,032	\$ 51,701
Metro Transit	Public Facilities Refurbishment	\$ 1,500,000	\$0	\$ 209,901	\$ 1,290,099
Metro Transit	Transit Center/PR Signs Updates	\$ 42,984	\$ 34,387	\$0	\$ 8,597
Metro Transit	Public Facility Security	\$ 75,000	\$ 60,000	\$0	\$ 15,000
Metro Transit	Shelters/ADA	\$ 34,234	\$ 27,387	\$0	\$ 6,847
Metro Transit	Downtown Minneapolis Transit Advantages	\$ 400,000	\$0	\$0	\$ 400,000
Metro Transit	Midtown Exchange Transit Station	\$ 40,000	\$ 30,815	\$0	\$ 9,185
Metro Transit	Shelters/ADA was Minneapolis Mini Bus St	\$ 235,000	\$ 90,385	\$0	\$ 144,615
Metro Transit	Shelters Near I-94	\$ 100,000	\$0	\$0	\$ 100,000
Metro Transit	Hiawatha LRT: Rail Station Modifications	\$ 100,000	\$ 80,000	\$0	\$ 20,000
Metro Transit	Park and Ride Security Enhancement Project	\$ 25,000	\$ 20,000	\$0	\$ 5,000

2008 Metropolitan Area Transit Estimated Capital Costs

Transit System	Item	Total	Federal Share	State Share	Other
Metro Transit	Lower Afton Road and McKnight Driver Layover	\$ 150,000	\$ 120,000	\$0	\$ 30,000
Metro Transit	Transit Facility Land Acquisition	\$ 1,466,353	\$0	\$ 625,172	\$ 841,181
Metro Transit	Sector 5 Park and Ride Facilities	\$ 2,440,267	\$ 2,440,267	\$0	\$0
Metro Transit	Hiawatha LRT: American Boulevard Station	\$ 50,000	\$0	\$ 50,000	\$0
Metro Transit	Hiawatha LRT: American Boulevard LRT Station	\$ 2,700,000	\$ 2,160,000	\$0	\$ 540,000
Metro Transit	Bike and Pedestrian Access to Transit Study	\$ 100,000	\$ 100,000	\$0	\$0
Metro Transit	Signs	\$ 100,000	\$ 80,000	\$0	\$ 20,000
Metro Transit	I-94 East Park and Ride	\$ 675,000	\$ 342,910	\$0	\$ 332,090
Metro Transit	Heywood Traffic Analysis	\$ 170,000	\$0	\$0	\$ 170,000
Metro Transit	28 th Avenue Park and Ride Construction Passthrough	\$ 8,670,000	\$0	\$ 8,670,000	\$0
Metro Transit	Highway 61 at County Road C Park and Ride Expansion	\$ 50,000	\$ 40,000	\$0	\$ 10,000
Metro Transit	I-35W at Highway 96 Park and Ride – UPA	\$ 3,666,667	\$ 3,097,770	\$ 568,897	\$0
Metro Transit	Rosedale Replacement /Roseville Expansion Park and Ride	\$ 2,000,000	\$ 1,236,869	\$ 363,131	\$ 400,000
Metro Transit	Acquire Bus Passenger Shelters – UPA	\$ 3,131,334	\$ 2,505,067	\$ 626,267	\$0
Metro Transit	Downtown Minneapolis Bus Lanes – UPA	\$ 10,722,666	\$ 8,578,133	\$ 2,144,533	\$0
Metro Transit	Transit Control Center Equipment Upgrade	\$ 70,180	\$ 56,144	\$0	\$ 14,036
Metro Transit	Transit Control Center Equipment Upgrade	\$ 29,820	\$ 23,856	\$0	\$ 5,964
Metro Transit	Technology Upgrades and Enhancements	\$ 500,000	\$ 400,000	\$0	\$ 100,000
Metro Transit	Police Dispatch – Transit Master Interface	\$ 351,391	\$ 281,113	\$0	\$ 70,278
Metro Transit	800 MHz – CAD/AVL Future Maintenance	\$ 300,000	\$ 240,000	\$0	\$ 60,000
Metro Transit	Corporate Technology Upgrades and Enhancements – Future	\$ 1,127,720	\$ 902,176	\$0	\$ 225,544
Metro Transit	Call Center Phone System Upgrade	\$ 125,000	\$ 100,000	\$0	\$ 25,000
Metro Transit	Upgrade of Card Access System	\$ 70,000	\$ 56,000	\$0	\$ 14,000
Metro Transit	Adv Schedule Planning Software	\$ 795,591	\$ 636,473	\$0	\$ 159,118
Metro Transit	SMARTCoM Passenger Information System	\$ 262,500	\$ 210,000	\$0	\$ 52,500
Metro Transit	Transit Master Go-To-Card Application	\$ 200,000	\$ 160,000	\$0	\$ 40,000
Metro Transit	Sign Automation	\$ 100,000	\$ 80,000	\$0	\$ 20,000
Metro Transit	Siemens Arrival/Departure Display Upgrade	\$ 75,000	\$ 60,000	\$0	\$ 15,000
Metro Transit	Siemens Arrival/Departure Webwatch Upgrade	\$ 75,000	\$ 60,000	\$0	\$ 15,000
Metro Transit	Technology for Transit – UPA	\$ 1,552,184	\$ 1,247,747	\$ 304,437	\$0
Metro Transit	Bus Stop Signs	\$ 57,718	\$ 25,630	\$0	\$ 32,088
Metro Transit	Public Safety Outreach	\$ 80,000	\$ 64,000	\$0	\$ 16,000

2008 Metropolitan Area Transit Estimated Capital Costs

Transit System	Item	Total	Federal Share	State Share	Other
Metro Transit	Automatic Passenger Counters for LRV's	\$ 736,278	\$ 589,022	\$0	\$ 147,256
Metro Transit	Internal Garage Bus Locator System	\$ 1,250,000	\$ 1,000,000	\$0	\$ 250,000
Metro Transit	Rail Associated Capital Maintenance	\$ 586,936	\$ 469,548	\$0	\$ 117,388
Metro Transit	Rail Associated Capital Maintenance	\$ 163,064	\$ 130,451	\$0	\$ 32,613
Metro Transit	New Farebox Hardware – Replacement Fleet	\$ 1,649,470	\$ 272,884	\$0	\$ 1,376,586
Metro Transit	Rekey Lock System for Metro Transit	\$ 50,000	\$ 40,000	\$0	\$ 10,000
Metro Transit	Transit Operation & Maintenance Facilities Safety Improvements	\$ 150,000	\$ 120,000	\$0	\$ 30,000
Metro Transit	Hiawatha LRT: Improve Highway Crossing Signals	\$ 75,000	\$ 60,000	\$0	\$ 15,000
Metro Transit	Web Phone Go-To-Card Services	\$ 100,000	\$ 80,000	\$0	\$ 20,000
Metro Transit	Update Fare Counting Equipment	\$ 15,000	\$ 12,000	\$0	\$ 3,000
Metro Transit	Support Equipment	\$ 631,372	\$0	\$0	\$ 631,372
Metro Transit	Capital Equipment and Non-Revenue Vehicles – Future	\$ 857,501	\$0	\$0	\$ 857,501
Metro Transit	Police Squad Digital Recorders	\$ 150,000	\$ 120,000	\$0	\$ 30,000
Metro Transit	Hiawatha LRT – Rail Traction Power-Substation Backup Equipment	\$ 311,500	\$ 249,200	\$0	\$ 62,300
Metro Transit	Hiawatha LRT – Rail Traction Power-Substation Battery Replacement	\$ 9,000	\$ 7,200	\$0	\$ 1,000
Metro Transit	Hiawatha LRT – Rail Non-Revenue Vehicle Replacement	\$ 230,000	\$0	\$0	\$ 230,000
Metro Transit	Transit Enhancement Projects	\$ 165,000	\$ 132,000	\$0	\$ 33,000
Metro Transit	Rail Ticket Vending Machines	\$ 20,000	\$0	\$0	\$ 20,000
Metro Transit	Rail Ticket Vending Machines	\$ 52,169	\$0	\$0	\$ 52,169
Metro Transit	New Farebox Hardware	\$ 162,890	\$ 130,312	\$0	\$ 32,578
Metro Transit	New Farebox Hardware – Growth Fleet	\$ 233,409	\$ 61,085	\$ 125,642	\$ 46,682
Metro Transit	Hiawatha LRT – Rail Signals: Signal/Communications Upgrade	\$ 175,000	\$ 140,000	\$0	\$ 35,000
Metro Transit	Incident Management/Crash Reconstruction Vehicle	\$ 20,000	\$ 16,000	\$0	\$ 4,000
Metro Transit	Radio Communications Equipment	\$ 1,600,000	\$0	\$ 1,600,000	\$0
Metro Transit	Central Corridor LRT Preliminary Engineering	\$ 32,800,000	\$ 5,685,333	\$27,114,667	\$0
Metro Transit	Northstar Commuter Rail	\$ 21,400,000	\$11,470,507	\$ 9,929,493	\$0
Metro Transit	I-35W BRT – Transit Station at 46th	\$ 257,500	\$0	\$ 13,554	\$ 243,946
Metro Transit	I-35W BRT – 9 th Avenue Park and Ride Upgrades	\$ 150,000	\$ 114,286	\$0	\$ 35,714
Metro Transit	I-35W BRT – Park and Ride at 82 nd Street – UPA	\$ 3,966,666	\$ 3,173,333	\$ 793,333	\$0
Metro Transit	I-35W BRT – Lakeville Park and Ride – UPA	\$ 666,666	\$ 533,333	\$ 133,333	\$0

2008 Metropolitan Area Transit Estimated Capital Costs

Transit System	Item	Total	Federal Share	State Share	Other
Metro Transit	Bottineau Boulevard Corridor BRT (NW Corridor)	\$ 1,078,000	\$ 97,054	\$ 850,709	\$ 130,237
Metro Transit	SW Corridor Transitway Analysis	\$ 20,000	\$0	\$ 11,837	\$ 8,163
Metro Transit	Hiawatha Improvements	\$ 10,000,000	\$10,000,000	\$0	\$0
Metro Transit	Hiawatha 3-Car Train Program	\$ 1,108,000	\$ 886,400	\$0	\$ 221,600
Met Council	Midlife Overhauls	\$ 375,000	\$0	\$0	\$ 375,000
Met Council	MTS Big Bus Replacement	\$ 941,049	\$ 419,522	\$0	\$ 521,527
Met Council	Comm.-Based Small Bus Purchase	\$ 1,535,000	\$0	\$0	\$ 1,535,000
Met Council	Replacement Bus Purchase	\$ 313,000	\$0	\$0	\$ 313,000
Met Council	MTS Bus Purchase	\$ 2,257,381	\$ 2,257,381	\$0	\$0
Met Council	MTS/Regional Fleet Expansion	\$ 3,664,909	\$ 2,931,927	\$0	\$ 732,982
Met Council	Regional Bus Shelters	\$ 48,000	\$0	\$0	\$ 48,000
Met Council	Regional Facility Improvements	\$ 550,000	\$0	\$0	\$ 550,000
Met Council	Hastings Dispatching	\$ 30,000	\$0	\$0	\$ 30,000
Met Council	Spare Fareboxes	\$ 100,000	\$0	\$0	\$ 100,000
Met Council	Fare Collection Repair & Upgrades	\$ 350,000	\$ 280,000	\$0	\$ 70,000
Met Council	AVL Technology	\$ 4,100,000	\$ 3,280,000	\$0	\$ 820,000
Met Council	Big Bus Camera System	\$ 600,000	\$0	\$0	\$ 600,000
Met Council	Cedar BRT TH77/TH62 Bus Ramp – UPA	\$ 5,000,000	\$ 4,000,000	\$ 1,000,000	\$0
Met Council	Opt Out NTD Projects	\$ 1,673,619	\$ 1,673,619	\$0	\$0
MVTA	Cameras	\$ 162,500	\$0	\$0	\$ 162,500
MVTA	Bluebird Replacement	\$ 2,100,000	\$0	\$0	\$ 2,100,000
MVTA	Remodeling	\$ 40,000	\$0	\$0	\$ 40,000
MVTA	Repairs	\$ 207,000	\$0	\$0	\$ 207,000
MVTA	Garage Debt	\$ 400,000	\$0	\$0	\$ 400,000
MVTA	Facility Repairs	\$ 209,000	\$0	\$0	\$ 209,000
MVTA	Facility Improvements	\$ 77,500	\$0	\$0	\$ 77,500
MVTA	Bus Technology	\$ 100,000	\$0	\$0	\$ 100,000
MVTA	Cedar Avenue BRT Apple Valley Transit Station	\$ 5,864,696	\$0	\$ 5,864,696	\$0
MVTA	Cedar BRT Park and Ride – UPA Funded	\$ 5,550,000	\$ 4,440,000	\$ 1,110,000	\$0
MVTA	Cedar BRT Park and Ride – HPP Funded	\$ 3,464,375	\$ 2,771,500	\$ 692,875	\$0
NCDA	Northstar Commuter Coach 2004 NTD	\$ 61,326	\$0	\$0	\$ 61,326
NCDA	Northstar Commuter Coach NTD	\$ 69,259	\$ 69,259	\$0	\$0
Plymouth	Park and Ride Repairs	\$ 50,000	\$0	\$0	\$ 50,000
Ramsey County.	Red Rock Corridor	\$ 120,000	\$0	\$ 120,000	\$0
Ramsey County	Union Depot Renovation (passthrough)	\$ 1,000,000	\$0	\$ 1,000,000	\$0
SW Transit	Midlife Overhauls	\$ 22,748	\$0	\$0	\$ 22,748
SW Transit	2004 NTD Project	\$ 251,040	\$0	\$0	\$ 251,040
SW Transit	Facility Improvements	\$ 200,000	\$0	\$0	\$ 200,000
SW Transit	Garage Generator	\$ 180,000	\$0	\$0	\$ 180,000
SW Transit	Facilities Repairs	\$ 125,000	\$0	\$0	\$ 125,000
SW Transit	Station Generator	\$ 180,000	\$0	\$0	\$ 180,000
SW Transit	Station Ramp Maintenance	\$ 50,000	\$0	\$0	\$ 50,000
SW Transit	SMTC Southwest Station COP	\$ 400,000	\$0	\$0	\$ 400,000
SW Transit	Security System Upgrade	\$ 75,000	\$0	\$0	\$ 75,000

2008 Metropolitan Area Transit Estimated Capital Costs

Transit System	Item	Total	Federal Share	State Share	Other
U of MN	NTD Project	\$ 226,210	\$ 226,210	\$0	\$0
U of MN	NTD Project	\$ 225,000	\$ 225,000	\$0	\$0
Washington County	Rush Line Corridor	\$ 200,000	\$0	\$ 200,000	\$0
Totals		\$294,842,048	\$158,210,129	\$84,852,086	\$51,779,833

2008 Greater Minnesota Transit Systems Estimated Operating Costs

Greater Minnesota Transit Systems

	Total Costs	Federal Share	State Share	MVST	Local Share
Urbanized	\$22,326,867	\$ 2,434,946	\$8,627,265	\$3,231,960	\$8,032,696
Elderly and Handicapped	\$ 3,141,325	\$0	\$1,989,137	\$538,168	\$614,020
Small Urban	\$ 4,193,556	\$ 1,308,179	\$1,117,090	\$707,296	\$1,060,991
Rural	\$24,302,410	\$ 7,167,980	\$7,293,753	\$3,886,180	\$5,954,497
Total	\$53,964,158	\$10,911,105	\$19,027,245	\$8,363,604	\$15,662,204

Urbanized Systems

	Total Costs	Federal Share	State Share	MVST	Local Share
Duluth Transit Authority - RR	\$10,768,665	\$ 627,981	\$4,906,993	\$1,618,466	\$3,615,225
East Grand Forks, City of – RR	\$ 218,031	\$ 49,792	\$ 74,008	\$ 36,200	\$ 58,031
La Crescent Apple Express	\$ 195,650	\$ 37,268	\$ 60,348	\$ 25,835	\$ 72,199
Moorhead, City of (MAT)	\$ 1,242,300	\$ 233,329	\$ 535,655	\$ 224,856	\$ 248,460
Rochester Public Transit - RR	\$ 4,412,237	\$ 740,433	\$1,070,328	\$ 529,479	\$2,071,997
St. Cloud Metropolitan Transit Commission RR	\$ 5,489,984	\$ 746,143	\$1,979,933	\$ 797,124	\$1,966,784
Total	\$22,326,867	\$2,434,946	\$8,627,265	\$3,231,960	\$8,032,696

Elderly and Handicapped Systems

	Total Costs	Federal Share	State Share	MVST	Local Share
Duluth Transit Authority-Stride	\$ 661,925	\$0	\$ 330,419	\$ 89,396	\$242,110
East Grand Forks, City of DAR	\$ 43,000	\$0	\$ 28,767	\$ 7,783	\$ 6,450
Moorhead, City of (DAR)	\$ 171,600	\$0	\$ 114,800	\$ 31,060	\$ 25,740
Rochester, City of (DAR)	\$ 571,800	\$0	\$ 382,534	\$103,496	\$ 85,770
St. Cloud Metropolitan Transit Commission (DAR)	\$1,693,000	\$0	\$1,132,617	\$306,433	\$253,950
Total	\$3,141,325	\$0	\$1,989,137	\$538,168	\$614,020

Small Urban Systems

	Total Costs	Federal Share	State Share	MVST	Local Share
Albert Lea Transit	\$ 249,365	\$ 66,354	\$ 77,131	\$ 41,956	\$ 63,924
Benson Heartland Express	\$ 169,942	\$ 53,788	\$ 39,062	\$ 27,150	\$ 49,942
Faribault Flyer	\$ 160,800	\$ 58,941	\$ 40,594	\$ 29,105	\$ 32,160
Granite Falls Heartland Express	\$ 109,400	\$ 28,838	\$ 25,511	\$ 15,892	\$ 39,159
Greater Mankato Transit System	\$1,277,759	\$ 363,724	\$ 363,477	\$212,639	\$ 337,919
Hibbing Area Transit	\$ 232,127	\$ 87,688	\$ 50,968	\$ 40,544	\$ 52,927
Le Sueur Heartland Express	\$ 194,112	\$ 67,755	\$ 53,160	\$ 33,485	\$ 39,712
Montevideo Heartland Express	\$ 115,801	\$ 44,658	\$ 27,023	\$ 20,960	\$ 23,160
Morris Transit	\$ 335,200	\$ 125,656	\$ 81,833	\$ 60,671	\$ 67,040
Northfield Transit	\$ 323,565	\$ 90,174	\$ 98,312	\$ 55,115	\$ 79,964
St. Peter Transit	\$ 237,478	\$ 80,094	\$ 64,256	\$ 42,209	\$ 50,919
Stewartville Heartland Express	\$ 75,085	\$ 22,374	\$ 16,933	\$ 11,494	\$ 24,284
Virginia Dial-a-Ride	\$ 227,327	\$ 71,732	\$ 56,215	\$ 37,413	\$ 61,967
Winona Transit Service	\$ 485,595	\$ 146,403	\$ 122,615	\$ 78,663	\$ 137,914
Total	\$4,193,556	\$1,308,179	\$1,117,090	\$707,296	\$1,060,991

2008 Greater Minnesota Transit Systems Estimated Operating Costs

Rural Systems

	Total Costs	Federal Share	State Share	MVST	Local Share
Arrowhead Transit	\$3,884,951	\$1,271,476	\$1,304,174	\$696,850	\$612,451
Austin-Mower County Area Transit	\$592,163	\$148,979	\$180,838	\$89,233	\$173,113
Becker County Transit	\$296,426	\$92,434	\$110,942	\$55,024	\$38,026
Brainerd and Crow Wing Public Transit	\$842,565	\$308,987	\$233,037	\$146,646	\$153,895
Brown County Heartland Express	\$598,560	\$218,768	\$169,252	\$104,980	\$105,560
Chisago-Isanti County Heartland Express	\$991,078	\$316,219	\$239,318	\$150,302	\$285,239
Clay County Rural Transit	\$264,330	\$90,716	\$93,388	\$44,291	\$35,935
Cottonwood County Transit	\$119,495	\$40,454	\$40,428	\$21,883	\$16,730
Dawson Heartland Express	\$82,157	\$30,420	\$23,435	\$14,571	\$13,731
FAR North Public Transit	\$252,954	\$105,452	\$83,206	\$51,042	\$13,254
Faribault County Prairie Express	\$199,900	\$62,918	\$44,724	\$29,123	\$63,135
Fosston Transit	\$85,423	\$24,634	\$23,534	\$13,032	\$24,223
Grant County Alpha Transit	\$151,010	\$22,690	\$57,590	\$21,720	\$49,010
Hubbard County Heartland Express	\$236,340	\$78,829	\$78,386	\$42,535	\$36,590
Kandiyohi Area Transit	\$987,900	\$350,662	\$293,585	\$174,303	\$169,350
Lincoln County Heartland Express	\$217,133	\$60,613	\$49,170	\$29,702	\$77,648
Mahnomen County Heartland Express	\$187,054	\$60,975	\$44,058	\$28,417	\$53,604
Martin County Express	\$515,994	\$145,544	\$159,855	\$82,627	\$127,968
Meeker County Public Transit	\$555,353	\$44,929	\$172,496	\$58,825	\$279,103
Mille Lacs Public Transit	\$257,789	\$43,754	\$90,046	\$36,200	\$87,789
Murray County Heartland Express	\$100,095	\$29,877	\$25,382	\$14,951	\$29,885
Paul Bunyan Transit	\$740,855	\$264,601	\$233,804	\$134,845	\$107,605
Pine River Ride With Us Bus	\$74,865	\$28,612	\$17,817	\$12,561	\$15,875
Pipestone County Transit	\$388,854	\$106,265	\$96,308	\$54,807	\$131,474
Prairie Five Rides	\$778,898	\$182,653	\$226,842	\$110,790	\$258,613
Prairieland Transit	\$314,557	\$96,909	\$86,063	\$49,504	\$82,081
Rainbow Rider Transit	\$1,379,961	\$275,178	\$460,722	\$199,100	\$444,961
Red Lake Transit	\$174,794	\$77,500	\$0	\$0	\$97,294
Renville County Heartland Express	\$398,311	\$69,066	\$123,473	\$52,092	\$153,680
RiverRider Public Transit System	\$813,342	\$303,654	\$291,756	\$161,090	\$56,842
Rock County Heartland Express	\$337,872	\$100,073	\$89,923	\$51,404	\$96,472
SEMCAAC Transportation	\$214,232	\$54,602	\$87,494	\$38,444	\$33,692
Steele County Area Transit	\$387,219	\$108,118	\$137,003	\$66,318	\$75,780
Three Rivers Hiawathaland Transit	\$950,383	\$307,631	\$261,019	\$153,850	\$227,883
Trailblazer Transit	\$1,380,130	\$317,033	\$326,144	\$174,013	\$562,940
Transit Alternatives	\$762,772	\$248,916	\$213,831	\$125,198	\$174,827
Tri-CAP Transit Connection	\$892,703	\$300,128	\$291,268	\$160,004	\$141,303
Tri-Valley Heartland Express Bus	\$773,652	\$304,196	\$234,349	\$145,705	\$89,402
Wadena County Friendly Rider Transit	\$346,884	\$135,374	\$96,435	\$62,717	\$52,358
Watonswan Take Me There	\$316,442	\$61,065	\$74,608	\$36,707	\$144,062
Western Community Transit	\$1,457,014	\$277,076	\$428,050	\$190,774	\$561,114
Total	\$24,302,410	\$7,167,980	\$7,293,753	\$3,886,180	\$5,954,497

2008 Metropolitan Area Transit Estimated Operating Costs

Metro Area Transit Systems

	Total Costs	Federal Share	State Share	Local Share
Metropolitan Council Transit Systems	\$310,925,204	\$28,544,503	\$187,749,365	\$ 94,631,336
Suburban Transit Providers	\$ 35,170,672	\$0	\$ 22,979,236	\$ 12,191,436
Community-Based Rural Providers	\$ 10,350,893	\$ 309,415	\$ 7,191,193	\$ 2,850,285
Community-Based Small Urban Providers	\$ 1,749,952	\$ 53,600	\$ 1,037,967	\$ 658,385
Other	\$ 4,777,206	\$ 276,538	\$0	\$ 4,500,668
Total	\$362,973,927	\$29,184,056	\$218,957,761	\$114,832,110

Metropolitan Council Transit Systems

	Total Costs	Federal Share	State Share	Local Share
Metro Transit – Fixed Bus Routes	\$237,150,979	\$20,010,048	\$143,023,236	\$74,117,695
Metro Transit – Rail	\$ 24,298,121	\$ 77,076	\$ 9,035,439	\$15,185,606
Metro Mobility	\$ 34,943,685	\$ 4,250,000	\$ 26,457,926	\$ 4,235,759
Metropolitan Council Contracted Services	\$ 14,532,419	\$ 4,207,379	\$ 9,232,764	\$ 1,092,276
Total	\$310,925,204	\$28,544,503	\$187,749,365	\$94,631,336

Suburban Transit Providers

	Total Costs	Federal Share	State Share	Local Share
Laker Lines	\$ 575,651	\$0	\$ 518,086	\$ 57,565
Maple Grove Transit	\$ 3,756,091	\$0	\$ 2,553,501	\$ 1,202,590
Minnesota Valley Transit Authority	\$16,452,501	\$0	\$10,628,160	\$ 5,824,341
Plymouth Metrolink	\$ 4,375,959	\$0	\$ 3,210,959	\$ 1,165,000
Shakopee Transit	\$ 878,420	\$0	\$ 676,380	\$ 202,040
SouthWest Transit Commission	\$ 9,132,050	\$0	\$ 5,392,150	\$ 3,739,900
Total	\$35,170,672	\$0	\$22,979,236	\$12,191,436

Community-Based Rural Providers

	Total Costs	Federal Share	State Share	Local Share
Anoka County Traveler	\$ 2,749,520	\$0	\$2,202,378	\$ 547,142
Carver Area Rural Transit	\$ 587,087	\$ 88,000	\$ 342,900	\$ 156,187
DARTS	\$ 3,659,015	\$ 86,400	\$2,757,540	\$ 815,075
H.S.I. Transporter	\$ 1,311,724	\$ 43,000	\$ 768,024	\$ 500,700
Scott County Transit	\$ 1,822,547	\$ 86,371	\$1,005,703	\$ 730,473
Senior Transportation Program	\$ 221,000	\$ 5,644	\$ 114,648	\$ 100,708
Total	\$10,350,893	\$309,415	\$7,191,193	\$2,850,285

2008 Metropolitan Area Transit Estimated Operating Costs

Community-Based Small Urban Providers

	Total Costs	Federal Share	State Share	Local Share
Edina Dial-A-Ride	\$ 64,557	\$0	\$ 25,604	\$ 38,953
Hastings TRAC	\$ 364,975	\$42,600	\$ 250,841	\$ 71,534
Hopkins Hop-A-Ride	\$ 128,604	\$0	\$ 101,522	\$ 27,082
Lake Area Bus	\$ 439,806	\$0	\$ 280,000	\$159,806
Northeast Suburban Transit	\$ 280,000	\$0	\$ 177,000	\$103,000
PRISM Express	\$ 438,000	\$11,000	\$ 187,000	\$240,000
S.T.E.P. Transportation	\$ 34,010	\$0	\$ 16,000	\$ 18,010
Total	\$1,749,952	\$53,600	\$1,037,967	\$658,385

Other

	Total Costs	Federal Share	State Share	Local Share
Northstar Commuter Coach	\$ 842,800	\$0	\$0	\$ 842,800
Ramsey Star Express	\$ 345,673	\$276,538	\$0	\$ 69,135
University of Minnesota Fixed Route	\$3,494,272	\$0	\$0	\$3,494,272
University of Minnesota Paratransit	\$ 94,461	\$0	\$0	\$ 94,461
Total	\$4,777,206	\$276,538	\$0	\$4,500,668

2007 Greater Minnesota Transit Systems Actual Operating Costs

(unaudited amounts)

Greater Minnesota Transit Systems

	Total Costs	Federal Share	State Share	MVST	Local Share
Urbanized	\$20,782,514	\$ 2,434,946	\$ 8,032,301	\$2,903,873	\$ 7,411,394
Elderly & Handicapped	\$ 3,739,693	\$0	\$ 1,830,054	\$ 470,556	\$ 1,439,083
Small Urban	\$ 3,972,504	\$ 1,205,499	\$ 1,181,120	\$ 649,735	\$ 936,150
Rural	\$22,272,256	\$ 6,609,761	\$ 6,704,567	\$3,425,962	\$ 5,531,966
Total	\$50,766,967	\$10,250,206	\$17,748,042	\$7,450,126	\$15,318,593

Urbanized Systems

	Total Costs	Federal Share	State Share	MVST	Local Share
Duluth Transit Authority RR	\$10,198,212	\$ 627,981	\$4,605,549	\$1,451,910	\$3,512,772
East Grand Forks, City of – RR	\$ 220,806	\$ 49,792	\$ 74,270	\$ 34,418	\$ 62,326
La Crescent Apple Express	\$ 186,529	\$ 37,268	\$ 55,857	\$ 25,835	\$ 67,569
Moorhead, City of (MAT)	\$ 1,302,163	\$ 233,329	\$ 493,759	\$ 201,712	\$ 373,363
Rochester Public Transit - RR	\$ 3,804,925	\$ 740,433	\$ 971,699	\$ 474,988	\$1,617,805
St. Cloud Metropolitan Transit Commission RR	\$ 5,069,879	\$ 746,143	\$1,831,167	\$ 715,010	\$1,777,559
Total	\$20,782,514	\$2,434,946	\$8,032,301	\$2,903,873	\$7,411,394

Elderly & Handicapped Systems

	Total Costs	Federal Share	State Share	MVST	Local Share
Duluth Transit Authority-Stride	\$ 616,680	\$0	\$ 303,641	\$ 78,009	\$ 235,030
East Grand Forks, City of DAR	\$ 43,000	\$0	\$ 28,767	\$ 7,783	\$ 6,450
Moorhead, City of (DAR)	\$ 258,046	\$0	\$ 105,497	\$ 27,103	\$ 125,446
Rochester, City of (DAR)	\$ 608,449	\$0	\$ 351,520	\$ 90,310	\$ 166,619
St. Cloud Metropolitan Transit Commission (DAR)	\$2,213,518	\$0	\$1,040,629	\$267,351	\$ 905,538
Total	\$3,739,693	\$0	\$1,830,054	\$470,556	\$1,439,083

Small Urban Systems

	Total Costs	Federal Share	State Share	MVST	Local Share
Albert Lea Transit	\$ 230,180	\$ 68,407	\$ 72,501	\$ 39,092	\$ 50,180
Benson Heartland Express	\$ 180,568	\$ 49,460	\$ 41,348	\$ 25,192	\$ 64,568
Faribault Flyer	\$ 150,340	\$ 56,541	\$ 40,154	\$ 26,825	\$ 26,820
Granite Falls Heartland Express	\$ 99,797	\$ 26,962	\$ 26,270	\$ 14,768	\$ 31,797
Greater Mankato Transit System	\$1,202,764	\$ 315,367	\$ 395,438	\$197,195	\$294,764
Hibbing Area Transit	\$ 214,227	\$ 79,869	\$ 52,084	\$ 36,607	\$ 45,667
Le Sueur Heartland Express	\$ 193,000	\$ 67,755	\$ 53,160	\$ 29,831	\$ 42,254
Montevideo Heartland Express	\$ 103,900	\$ 42,653	\$ 28,428	\$ 19,719	\$ 13,100
Morris Transit	\$ 306,158	\$ 115,882	\$ 81,014	\$ 54,624	\$ 54,638
Northfield Transit	\$ 313,625	\$ 83,096	\$ 98,519	\$ 50,385	\$ 81,625
St. Peter Transit	\$ 245,788	\$ 73,937	\$ 63,840	\$ 38,223	\$ 69,788
Stewartville Heartland Express	\$ 58,967	\$ 22,306	\$ 16,835	\$ 10,859	\$ 8,967
Virginia Dial-A-Ride	\$ 193,886	\$ 68,289	\$ 58,529	\$ 35,182	\$ 31,886
Winona Transit Services	\$ 479,304	\$ 134,975	\$ 153,000	\$ 71,233	\$120,096
Total	\$3,972,504	\$1,205,499	\$1,181,120	\$649,735	\$936,150

2007 Greater Minnesota Transit Systems Actual Operating Costs
(unaudited amounts)

Rural Systems

	Total Costs	Federal Share	State Share	MVST	Local Share
Arrowhead Transit	\$ 3,727,385	\$1,061,626	\$1,210,608	\$ 583,766	\$ 871,385
Austin-Mower County Area Transit	\$ 532,413	\$ 130,764	\$ 172,200	\$ 77,836	\$ 151,613
Becker County Transit	\$ 272,745	\$ 72,406	\$ 106,465	\$ 45,954	\$ 47,920
Brainerd and Crow Wing Public Transit	\$ 809,184	\$ 293,426	\$ 237,438	\$ 136,386	\$ 141,934
Brown County Heartland Express	\$ 537,373	\$ 213,486	\$ 175,363	\$ 99,901	\$ 48,623
Chisago-Isanti County Heartland Express	\$ 929,048	\$ 258,372	\$ 209,600	\$ 120,228	\$ 340,848
Clay County Rural Transit	\$ 264,330	\$ 78,616	\$ 86,865	\$ 42,514	\$ 56,335
Cottonwood County Transit	\$ 119,495	\$ 35,404	\$ 42,434	\$ 19,997	\$ 21,660
Dawson Heartland Express	\$ 82,156	\$ 28,583	\$ 24,165	\$ 13,552	\$ 15,856
FAR North Public Transit	\$ 252,954	\$ 109,439	\$ 86,744	\$ 50,402	\$ 6,369
Faribault County Prairie Express	\$ 195,318	\$ 60,224	\$ 45,205	\$ 27,086	\$ 62,803
Fosston Transit	\$ 72,320	\$ 21,525	\$ 22,229	\$ 11,241	\$ 17,325
Grant County Alpha Transit	\$ 151,010	\$ 24,095	\$ 54,351	\$ 20,154	\$ 52,410
Hubbard County Heartland Express	\$ 228,406	\$ 58,994	\$ 83,021	\$ 36,485	\$ 49,906
Kandiyohi Area Transit	\$ 912,743	\$ 323,336	\$ 285,298	\$ 156,366	\$ 147,743
Lincoln County Heartland Express	\$ 194,512	\$ 59,081	\$ 48,444	\$ 27,625	\$ 59,362
Mahnomen County Heartland Express	\$ 157,116	\$ 59,184	\$ 41,917	\$ 25,974	\$ 30,041
Martin County Express	\$ 483,416	\$ 132,194	\$ 148,454	\$ 72,102	\$ 130,666
Meeker County Public Transit	\$ 453,932	\$ 90,196	\$0	\$ 47,779	\$ 315,957
Mille Lacs Public Transit	\$ 257,789	\$ 46,571	\$ 79,890	\$ 32,489	\$ 98,839
Murray County Heartland Express	\$ 98,189	\$ 28,663	\$ 25,438	\$ 13,899	\$ 30,189
Paul Bunyan Transit	\$ 697,865	\$ 274,528	\$ 223,199	\$ 127,873	\$ 72,265
Pine River Ride with Us Bus	\$ 77,826	\$ 26,962	\$ 18,347	\$ 11,641	\$ 20,876
Pipestone County Transit	\$ 320,211	\$ 93,660	\$ 97,654	\$ 49,151	\$ 79,746
Prairie Five Rides	\$ 718,697	\$ 154,015	\$ 229,222	\$ 98,458	\$ 237,002
Prairieland Transit	\$ 291,476	\$ 92,238	\$ 86,971	\$ 46,041	\$ 66,226
Rainbow Rider Transit	\$ 1,116,807	\$ 273,653	\$ 382,319	\$ 168,528	\$ 292,307
Red Lake Transit	\$ 154,826	\$ 75,000	\$0	\$0	\$ 79,826
Renville County Heartland Express	\$ 331,145	\$ 62,801	\$ 115,732	\$ 45,867	\$ 106,745
RiverRider Public Transit System	\$ 813,342	\$ 297,024	\$ 279,150	\$ 148,026	\$ 89,142
Rock County Heartland Express	\$ 289,678	\$ 91,675	\$ 90,915	\$ 46,910	\$ 60,178
SEMCAAC Transportation	\$ 209,463	\$ 57,814	\$ 78,993	\$ 35,148	\$ 37,508
Steele County Area Transit	\$ 361,505	\$ 103,119	\$ 132,828	\$ 60,618	\$ 64,940
Three Rivers Hiawathaland Transit	\$ 916,739	\$ 286,770	\$ 244,094	\$ 136,386	\$ 249,489
Trailblazer Transit	\$ 1,156,659	\$ 287,153	\$ 304,101	\$ 151,901	\$ 413,504
Transit Alternatives	\$ 617,614	\$ 214,149	\$ 174,700	\$ 99,901	\$ 128,864
Tri-CAP Transit Connection	\$ 872,980	\$ 290,053	\$ 284,768	\$ 147,679	\$ 150,480
Tri-Valley Heartland Express Bus	\$ 773,652	\$ 277,806	\$ 226,684	\$ 129,610	\$ 139,552
Wadena County Friendly Rider Transit	\$ 327,715	\$ 126,412	\$ 96,754	\$ 57,334	\$ 47,215
Watsonwan Take Me There	\$ 262,468	\$ 51,869	\$ 72,766	\$ 32,020	\$ 105,813
Western Community Transit	\$ 1,229,754	\$ 286,875	\$ 379,241	\$ 171,134	\$ 392,504
Totals	\$22,272,256	\$6,609,761	\$6,704,567	\$3,425,962	\$5,531,966

2007 Metropolitan Area Transit Actual Operating Costs

Metro Area Transit Systems

	Total Costs	Federal Share	State Share	Local Share
Metropolitan Council Transit Systems	\$286,929,444	\$25,299,066	\$169,130,231	\$ 92,500,147
Suburban Transit Providers	\$ 30,264,879	\$ 1,342,088	\$ 18,064,893	\$ 10,857,898
Community-Based Rural Providers	\$ 9,218,457	\$ 186,800	\$ 5,941,739	\$ 3,089,918
Community-Based Small Urban Providers	\$ 1,684,934	\$ 42,600	\$ 1,037,698	\$ 604,636
Other Independent Providers	\$ 5,355,922	\$0	\$0	\$ 5,355,922
Total	\$333,453,636	\$26,870,554	\$194,174,561	\$112,408,521

Metropolitan Council Transit Systems

	Total Costs	Federal Share	State Share	Local Share
Metro Transit – Fixed Bus Routes	\$220,355,940	\$11,185,321	\$135,664,343	\$73,506,276
Metro Transit – Rail	\$ 22,105,941	\$ 4,451,270	\$ 6,288,082	\$11,366,589
Metro Mobility	\$ 31,446,366	\$ 6,837,643	\$ 19,705,432	\$ 4,903,291
Metropolitan Council Contracted Services	\$ 13,021,197	\$ 2,824,832	\$ 7,472,374	\$ 2,723,991
Total	\$286,929,444	\$25,299,066	\$169,130,231	\$92,500,147

Suburban Transit Providers

	Total Costs	Federal Share	State Share	Local Share
Laker Lines	\$ 482,099	\$0	\$ 393,675	\$ 88,424
Maple Grove Transit	\$ 3,105,248	\$0	\$ 1,321,834	\$ 1,783,414
Minnesota Valley Transit Authority	\$14,310,534	\$ 910,205	\$ 8,195,830	\$ 5,204,499
Plymouth Metrolink	\$ 3,779,996	\$0	\$ 2,654,189	\$ 1,125,807
Shakopee Transit	\$ 654,581	\$0	\$ 559,488	\$ 95,093
SouthWest Transit	\$ 7,932,421	\$ 431,883	\$ 4,939,877	\$ 2,560,661
Total	\$30,264,879	\$1,342,088	\$18,064,893	\$10,857,898

Community-Based Rural Providers

	Total Costs	Federal Share	State Share	Local Share
Anoka County Traveler	\$1,568,029	\$0	\$924,064	\$643,965
Carver Area Rural Transit	\$ 640,093	\$ 88,100	\$296,133	\$255,860
DARTS	\$3,464,287	\$0	\$2,773,538	\$690,749
H.S.I. Transporter	\$1,268,672	\$0	\$724,008	\$544,664
Scott County Transit	\$2,037,928	\$ 98,700	\$1,116,465	\$822,763
Senior Transportation Program	\$ 239,448	\$0	\$107,531	\$131,917
Total	\$9,218,457	\$186,800	\$5,941,739	\$3,089,918

2007 Metropolitan Area Transit Actual Operating Costs

Community-Based Small Urban Providers

	Total Costs	Federal Share	State Share	Local Share
Edina Dial-A-Ride	\$ 63,210	\$0	\$ 23,057	\$ 40,153
Hastings TRAC	\$ 396,863	\$42,600	\$ 272,455	\$ 81,808
Hopkins Hop-A-Ride	\$ 116,956	\$0	\$ 84,466	\$ 32,490
Lake Area Bus	\$ 407,652	\$0	\$ 262,774	\$144,878
Northeast Suburban Transit	\$ 269,681	\$0	\$ 164,946	\$104,735
PRISM Express	\$ 387,421	\$0	\$ 203,911	\$183,510
S.T.E.P. Transportation	\$ 43,151	\$0	\$ 26,089	\$ 17,062
Total	\$1,684,934	\$42,600	\$1,037,698	\$604,636

Other Independent Providers

	Total Costs	Federal Share	State Share	Local Share
Northstar Commuter Coach	\$ 774,425	\$0	\$0	\$ 774,425
Ramsey Star Express	\$ 387,612	\$0	\$0	\$ 387,612
University of Minnesota Fixed Route	\$4,061,194	\$0	\$0	\$4,061,194
University of Minnesota Paratransit	\$ 132,691	\$0	\$0	\$ 132,691
Total	\$5,355,922	\$0	\$0	\$5,355,922

2007 Metropolitan Area Transit Actual Capital Costs

Transit System	Federal Item	Total	Federal Share	State Share	Other
Met Council	Regional Fleet Bus Replacement	\$ 650	\$0	\$0	\$ 650
Met Council	MC Regional Midlife Overhauls	\$ 223,778	\$0	\$0	\$ 223,778
Met Council	MTS Fareboxes	\$ 93,507	\$0	\$0	\$ 93,507
Met Council	Regional Farebox Replacement	\$ 105	\$0	\$0	\$ 105
Met Council	HSI Bus Replacement	\$ 994	\$0	\$0	\$ 994
Met Council	MTS Small Bus Replacement	\$ 390,349	\$0	\$0	\$ 390,349
Met Council	Scott County Bus Replacement	\$ 113,784	\$0	\$0	\$ 113,784
Met Council	MTS Big Bus Replacement	\$ 488,215	\$0	\$0	\$ 488,215
Met Council	Anoka Bus Replacement	\$ 235,600	\$0	\$0	\$ 235,600
Met Council	Carver Bus Replacement	\$ 70,531	\$0	\$0	\$ 70,531
Met Council	DARTS Bus Replacement	\$ 297,239	\$0	\$0	\$ 297,239
Met Council	Delano Bus Replacement	\$ 56,557	\$0	\$0	\$ 56,557
Met Council	Hastings Bus Replacement	\$ 102,592	\$0	\$0	\$ 102,592
Met Council	HSI Bus Replacement	\$ 124,319	\$0	\$0	\$ 124,319
Met Council	MTS Small Bus Replacement	\$ 431,298	\$0	\$0	\$ 431,298
Met Council	NEST Bus Replacement	\$ 120,000	\$0	\$0	\$ 120,000
Met Council	Hastings Dispatching	\$ 29,414	\$0	\$0	\$ 29,414
Met Council	Lake Area Bus	\$ 180,000	\$0	\$0	\$ 180,000
Met Council	ABC Route Bus	\$ 81,157	\$0	\$0	\$ 81,157
Met Council	Regional Bus Equipment	\$ 204,347	\$ 94,841	\$0	\$ 109,506
Met Council	MTS Regional Fleet Expansion	\$ 4,166,778	\$ 3,084,054	\$0	\$ 1,082,724
Met Council	Metro Mobility Fleet Rehab	\$ 26,158	\$0	\$0	\$ 26,158
Met Council	Metro Mobility Dispatch System	\$ 39,887	\$0	\$0	\$ 39,887
Met Council	Metro Mobility Bus Replacement	\$ 846,446	\$ 677,157	\$0	\$ 169,289
Met Council	Metro Mobility Bus Replacement	\$ 1,001,850	\$0	\$0	\$ 1,001,850
Met Council	Metro Mobility Agency Vehicle Replacement	\$ 2,861,656	\$0	\$0	\$ 2,861,656
Met Council	Metro Mobility Radios	\$ 56,988	\$0	\$0	\$ 56,988
MVTA	Small Bus Replacement	\$ 282,672	\$0	\$0	\$ 282,672
MVTA	Burnsville TC Remodeling	\$ 40,000	\$0	\$0	\$ 40,000
MVTA	Small Bus Replacement	\$ 312,435	\$0	\$0	\$ 312,435
MVTA	Large Bus Replacement	\$ 2,921,985	\$0	\$0	\$ 2,921,985
MVTA	COP Debt	\$ 400,000	\$0	\$0	\$ 400,000
MVTA	Cedar Avenue BRT Apple Valley Transit Station	\$ 4,620,289	\$0	\$ 4,620,289	\$0
NCDA	Northstar Commuter Coach	\$ 90,586	\$0	\$0	\$ 90,586
Plymouth	Bus Shelters	\$ 19,921	\$0	\$0	\$ 19,921
Plymouth	Bus Replacement	\$ 162,411	\$0	\$0	\$ 162,411
Plymouth	Bus Replacement	\$ 187,161	\$0	\$0	\$ 187,161
Shakopee	Bus Replacement	\$ 118,429	\$0	\$0	\$ 118,429
Shakopee	Bus Replacement	\$ 1,914,966	\$ 1,781,341	\$0	\$ 133,625
Southwest Transit	Midlife Overhauls	\$ 60,118	\$0	\$0	\$ 60,118
Southwest Transit	2004 NTD Project	\$ 8,031	\$0	\$0	\$ 8,031

2007 Metropolitan Area Transit Actual Capital Costs

Transit System	Federal Item	Total	Federal Share	State Share	Other
Southwest Transit	Garage Expansion	\$ 767,498	\$0	\$0	\$ 767,498
Southwest Transit	Trolley	\$ 140,000	\$0	\$0	\$ 140,000
Southwest Transit	SW Station DS	\$ 552,306	\$ 121,845	\$0	\$ 430,461
Metro Transit	Bike Racks	\$ 75,497	\$ 71,721	\$0	\$ 3,776
Metro Transit	2003 Fleet Replacement-Buses	\$ 18,525	\$ 14,820	\$0	\$ 3,705
Metro Transit	2003 Replace 25 Artic Buses	\$ 859	\$ 688	\$0	\$ 171
Metro Transit	2003 Tire Lease	\$ 1,043,923	\$ 835,141	\$0	\$ 208,782
Metro Transit	Purchase 25 Artic Buses	\$ 5,876,111	\$ 4,684,588	\$0	\$ 1,919,523
Metro Transit	Engine Purchase-Rebuild	\$ 843,473	\$ 674,777	\$0	\$ 168,696
Metro Transit	Purchase 40' Buses-Fleet Growth	\$ 57,409	\$ 45,928	\$0	\$ 11,481
Metro Transit	Procure 40' Buses-Replacement	\$ 8,886,208	\$ 7,108,964	\$0	\$ 1,777,244
Metro Transit	Bus Repair-Associated Capital Maintenance	\$ 2,333,185	\$ 1,866,541	\$0	\$ 466,644
Metro Transit	FTH Building and Energy Enhancement	\$ 341,499	\$ 273,200	\$0	\$ 68,299
Metro Transit	South Garage Addition-Phase 1	\$ 1,167,471	\$0	\$0	\$ 1,167,471
Metro Transit	Fire Alarm Installation	\$ 113,122	\$ 90,493	\$0	\$ 22,629
Metro Transit	Heywood Expansion-Land Acquisition	\$ 1,164,701	\$0	\$0	\$ 1,164,701
Metro Transit	Support Facility Security	\$ 1,005,496	\$ 804,396	\$0	\$ 201,100
Metro Transit	Rail Maintenance and Support Facility	\$ 168,156	\$ 33,529	\$0	\$ 134,627
Metro Transit	Emergency Generator Capacity	\$ 61,402	\$ 49,126	\$0	\$ 12,276
Metro Transit	Refurbish Support Facility Roofs	\$ 1,693,593	\$ 1,354,873	\$0	\$ 338,720
Metro Transit	1% Safety-Security Support Facility	\$ 30,172	\$ 24,140	\$0	\$ 6,032
Metro Transit	East Metro Transit Facility	\$ 453	\$ 361	\$0	\$ 92
Metro Transit	2005 Major Improvements to Facilities	\$ 128,905	\$0	\$0	\$ 128,905
Metro Transit	OHB Hoist Space	\$ 130,315	\$0	\$0	\$ 130,315
Metro Transit	Rail Paint Booth Upgrade	\$ 13,342	\$ 10,677	\$0	\$ 2,665
Metro Transit	Replace U-Storage Tanks	\$ 83,489	\$ 66,794	\$0	\$ 16,695
Metro Transit	Major Improvements-Support Facility	\$ 1,326,575	\$0	\$0	\$ 1,326,575
Metro Transit	I-35W-95 th Avenue Park and Ride-Phase 1	\$ 129,945	\$0	\$0	\$ 129,945
Metro Transit	Rosedale Mall Hub-Phase 1	\$ 599,520	\$0	\$0	\$ 599,520
Metro Transit	Maplewood Mall Transit Hub-Phase 1	\$ 49,031	\$0	\$0	\$ 49,031
Metro Transit	Snelling Site Development-Phase 1	\$ 17,389	\$0	\$0	\$ 17,389
Metro Transit	I-35W-Transit Station at 46 th Street South	\$ 91,373	\$0	\$ 36,037	\$ 55,336
Metro Transit	Northwest Corridor	\$ 1,415,924	\$ 905,721	\$ 248,660	\$ 261,543

2007 Metropolitan Area Transit Actual Capital Costs

Transit System	Federal Item	Total	Federal Share	State Share	Other
Metro Transit	Gateway-Smith Avenue	\$ 118,371	\$0	\$0	\$ 118,371
Metro Transit	Public Facilities Initiatives	\$ 802,991	\$0	\$0	\$ 802,991
Metro Transit	ADA Bus Stops	\$ 145,054	\$ 116,045	\$0	\$ 29,009
Metro Transit	Transit Facility Land Acquisition	\$ 34,330	\$0	\$0	\$ 34,330
Metro Transit	Sect 5 Park Rides	\$ 1,716	\$0	\$ 954	\$761
Metro Transit	MOA Bus Transit Center	\$ 196,082	\$0	\$0	\$ 196,082
Metro Transit	North Terminal	\$ 4,031	\$ 2,997	\$0	\$ 1,034
Metro Transit	Hiawatha-31 st Street Park and Ride	\$ 2,318	\$ 1,736	\$0	\$ 582
Metro Transit	Central Corridor Project Study-New Start	\$ 154,090	\$ 154,775	\$ (685)	\$0
Metro Transit	Public Facility Refurbishment	\$ 930,044	\$0	\$0	\$ 930,044
Metro Transit	1994 Hubs	\$ (125)	\$0	\$0	\$ (125)
Metro Transit	2004 TE Signage	\$ 56,619	\$ 45,302	\$0	\$ 11,317
Metro Transit	1 Percent Safety-Sec at Public Facility	\$ 1,982	\$ 1,591	\$0	\$ 391
Metro Transit	Expand 35W-95 th Avenue N.E. Park and Ride	\$ 256,905	\$0	\$0	\$ 256,905
Metro Transit	2005 TE ADA Accessible Shelter	\$ 21,531	\$ 17,227	\$0	\$ 4,304
Metro Transit	Transit Hub-Robbinsdale	\$ 2,681	\$0	\$0	\$ 2,681
Metro Transit	Downtown Minneapolis Transit Advantages	\$ 5,590	\$0	\$0	\$ 5,590
Metro Transit	28 th Avenue Park and Ride	\$ 21,721,039	\$ 6,891,386	\$0	\$ 14,829,653
Metro Transit	Uptown Transit Hub	\$ 40	\$0	\$0	\$ 40
Metro Transit	I-35W North Park and Ride Design Contract	\$ 8,702	\$0	\$0	\$ 8,702
Metro Transit	I-35W Corridor Transit Hubs	\$ 1,461,950	\$ 58,152	\$ 1,389,267	\$ 14,531
Metro Transit	Lake and Chicago Transit Station	\$ 3,828	\$ 2,679	\$0	\$ 1,149
Metro Transit	Mini Bus Stations-Minneapolis	\$ 312,430	\$0	\$0	\$ 312,430
Metro Transit	Shelters Near I-94	\$ 199,530	\$ 159,620	\$0	\$ 39,910
Metro Transit	Public Facilities Maintenance	\$ 10,839	\$0	\$0	\$ 10,839
Metro Transit	West St. Paul Transit Hub	\$ 14,918	\$ 11,936	\$0	\$ 2,982
Metro Transit	County Road 73-I-394 Park and Ride	\$ 2,029,180	\$0	\$ 2,029,180	\$0
Metro Transit	HRIS Update	\$ 116,318	\$ 103,060	\$0	\$ 13,258
Metro Transit	Upgrade Replace Computer Infrastructure	\$ 27,330	\$ 21,863	\$0	\$ 5,467
Metro Transit	Network Infrastructure Support	\$ 53,105	\$ 42,484	\$0	\$ 10,621
Metro Transit	SOAR Hardware and Software	\$ 247,592	\$ 198,075	\$0	\$ 49,517
Metro Transit	CAD-AVL 800 MHz Radio	\$ 272,937	\$ 157,273	\$0	\$ 115,664
Metro Transit	Transit Specific Computers	\$ 126,995	\$ 101,599	\$0	\$ 25,396
Metro Transit	Council-Wide Computers	\$ 332,236	\$ 265,790	\$0	\$ 66,446
Metro Transit	TCC Hardware and Software	\$ 38,752	\$ 31,004	\$0	\$ 7,748
Metro Transit	2006 MT Computer Equipment	\$ 170,299	\$ 136,237	\$0	\$ 34,062
Metro Transit	1999 1 st Half Computer Equipment	\$ 760	\$0	\$0	\$ 760

2007 Metropolitan Area Transit Actual Capital Costs

Transit System	Federal Item	Total	Federal Share	State Share	Other
Metro Transit	Farebox Uniformity-Bus and Rail	\$ 889,366	\$ 648,718	\$0	\$ 240,648
Metro Transit	Transit Safety & Security	\$ 6,111	\$ 4,889	\$0	\$ 1,222
Metro Transit	Public Outreach-Rail Safety	\$ 13,297	\$ 10,637	\$0	\$ 2,660
Metro Transit	Digital Security Recording	\$ 6,727	\$0	\$0	\$ 6,727
Metro Transit	Park and Ride Security	\$ 9,344	\$ 7,475	\$0	\$ 1,869
Metro Transit	Rail-Automatic Passenger Counter	\$ 330,098	\$ 24,068	\$0	\$ 6,030
Metro Transit	Non-Bus Vehicle-Other Capital Equipment	\$ 18,037	\$0	\$0	\$ 18,037
Metro Transit	Public Safety Outreach	\$ 3,558	\$ 26,845	\$0	\$ 6,713
Metro Transit	Safety & Security Projects	\$ 28,705	\$ 22,963	\$0	\$ 5,742
Metro Transit	Support Equipment	\$ 508,719	\$0	\$0	\$ 508,719
Metro Transit	TCIP Transit Status at Bus Shelter	\$ 163,634	\$ 163,633	\$0	\$ 1
Metro Transit	Northstar Commute Rail Start-Up	\$ 4,416,515	\$ 3,925,139	\$0	\$ 491,376
Metro Transit	Bus Transit Security	\$ 524,751	\$ 524,751	\$0	\$0
Metro Transit	Support Equipment & Non-Rev Vehicle	\$ 808,613	\$0	\$0	\$ 808,613
Metro Transit	Safety & Security Projects	\$ 49,301	\$ 39,439	\$0	\$ 9,862
Metro Transit	Transit Enhancements	\$ 28,301	\$ 22,645	\$0	\$ 5,656
Metro Transit	LRT Signals-Single Track Reverse	\$ 5,277	\$ 4,220	\$0	\$ 1,057
Metro Transit	Rail Associated Cap Maintenance	\$ 96,363	\$ 77,080	\$0	\$ 19,283
Metro Transit	TVM Installations	\$ 12,899	\$0	\$0	\$ 12,899
Metro Transit	Central Corridor LRT	\$ 9,504,858	\$ 5,935,990	\$ 3,565,607	\$ 3,261
Metro Transit	Safety Lane Marking 2007	\$ 2,721	\$ 2,175	\$0	\$ 546
Metro Transit	2007 Capital Equipment	\$ 48,022	\$0	\$0	\$ 48,022
Metro Transit	LRT-Hiawatha Corridor	\$ 3,949,658	\$ 3,257,293	\$ 451,018	\$ 241,347
Metro Transit	Police Information Management System	\$ 73,751	\$ 73,751	\$0	\$0
Metro Transit	Schedule and Op App Replacement	\$ 3,437	\$ 1,142	\$0	\$ 2,295
Metro Transit	Homeland Security-Intrusion Detect	\$ (25,830)	\$ (25,830)	\$0	\$0
Total		\$104,799,288	\$47,943,569	\$12,340,339	\$44,515,390

Glossary

This glossary contains certain technical terms, which appear in the 2005 Minnesota Transit Report. Many of these terms have multiple definitions; therefore, these terms are defined as they are used in the context of this report.

Accessible Vehicle – A public transportation revenue vehicle that does not restrict access, is usable, and provides allocated space and/or priority seating for individuals who use wheelchairs.

Americans with Disabilities Act (ADA) – The passage of the Americans with Disabilities Act in July 1991 gave direction to local transit agencies to ensure full access to transportation for persons with disabilities.

Base Fare – The price charged to one adult for one transit ride; excludes transfer charges, zone charges, express service charges, peak period surcharges and reduced fares.

Bus Rodeo – A competition in which transit bus drivers demonstrate skills, such as emergency stops and maneuvers.

Capital Cost – The cost of equipment and facilities required to support transportation systems: vehicles, radios, shelters, etc.

Car Pool – An arrangement where people share the use and cost of privately owned automobiles in traveling to and from pre-arranged destinations.

Charter Service – Transportation service offered to the public on an exclusive group basis. It is provided with a vehicle that is licensed to render charter service and engage at a specific price for the trip or a period of time, usually on a reservation or contractual basis.

Commercial Driver's License (CDL) – A special operating license for drivers of certain types of vehicles based on the weight and seating capacity.

Coordination – A cooperative arrangement among transportation providers and/or purchasers, which is aimed at realizing, increased benefits through the shared management and/or operation of one or more transportation related function.

Cost Effectiveness – The ratio of the cost of a transit system to the level of service provided. Various measures may be used to determine cost effectiveness, as an example, cost per passenger trip.

Dedicated Funding Source – A funding source, which by law, is available for use only to support a specific purpose, and cannot be diverted to other uses; e.g., the federal gasoline tax can only be used for highway investments and, since 1983, for transit capital projects.

Demand Responsive/ Dial A Ride Service – A transportation service characterized by flexible routing and scheduling of relatively small vehicles to provide door-to-door or point-to-point transportation at the user's demand.

Elderly and Disabled Transportation – Transportation service to persons that are physically disabled and/or elderly and live in areas with a population over 50,000 (Section 5307).

Express Commuter Service – Transit service generally connecting residential areas and activity centers via a high speed, non-stop connection.

Glossary

Fare – The payment for a ride on a passenger vehicle, whether cash, tokens, transfer or pass.

Fare box – A device that accepts coins, bills, tickets and tokens given by passengers as payment for rides.

Fare box Recovery Ratio – Total fare revenue divided by the total operating cost.

Federal Transit Administration (FTA) – A part of the United States Department of Transportation that administers the federal program of financial assistance to public transit.

Fixed Route – Transportation service operated over a set route or network of routes on a regular time schedule. (Also known as Regular Route).

Flexible Fixed Route – Transportation service that operates on a regular route, but will on demand change the route to meet the user's needs. (See Route Deviation).

Inter City Bus – (over -the-road coach) a large bus with luggage space, used primarily for transportation between cities.

Light Rail Transit (LRT) – A metropolitan electric railway system characterized by its ability to operate single cars or short trains along exclusive right-of-way at ground level, or aerial structures, in subways, or occasionally, in streets.

Marketing – A comprehensive process to induce greater usage of transportation services by determining the needs or demand of the community and potential customers, developing and implementing service on the basis of these needs, pricing the services, promoting the services, and evaluating the services as implemented in relation to customer needs and marketing goals.

Metro Mobility – The metropolitan-wide special transportation service of the Twin Cities.

MVST (Motor Vehicle Sales Tax) – A source of revenue for Minnesota public transit. From July 1, 2008, through June 30, 2009, 27.75 percent of money collected on the purchase price of motor vehicles registered in Minnesota is deposited in the metropolitan area transit account under section 16A.88, 1.75 percent must be deposited in the greater Minnesota transit account under section 16A.88. The Greater Minnesota transit account supports the Public Transit Participation Program in Minnesota Statutes, Section 174.24.

Operating Cost – The recurring costs of providing transit service, i.e., wages, salaries, fuel, oil, taxes, maintenance, depreciation, insurance, marketing, etc.

Operating Deficit – Total operating expenses minus total operating revenue.

Operating Revenue – The total revenue earned by a transit agency through its transit operations. It includes passenger fares, advertising and other revenue.

Paratransit– Flexible forms of public transportation services that are not provided over a fixed-route e.g. demand responsive service.

Park and Ride Facility – A common location (e.g. parking lot) for individuals to transfer from a low to a high occupancy travel mode.

Glossary

Pass – A means of transit payment, usually a pre-paid card that carries some identification that is displayed to the driver in lieu of paying cash for the fare.

Passengers Per Mile – The total number of passenger trips provided by a transit system divided by the number of miles traveled.

Passenger Trip – One person making a one-way trip from origin to destination. One round trip equals two passenger trips.

Peak Period – The hours when traffic or passenger demand is the greatest.

Point Deviation – Transportation service in which the transit vehicle is required to arrive at designated transit stops in accordance with a prearranged schedule but is not given a specific route to follow between these stops. It allows the vehicle to provide curbside service for those who request it.

Public Transportation – Transportation service that is available to any person upon payment of the fare either directly, subsidized by public policy, or through some contractual arrangement, and which cannot be reserved for the private or exclusive use of one individual or group. “Public” in this sense refers to the access to the service, not to the ownership of the system that provides the service.

Ridesharing – A form of transportation, other than public transit, in which more than one person shares in the use of the vehicle, such as a van or car, to make a trip.

Revenue Vehicle Miles – The total mileage incurred in scheduled service. Excludes non-service mileage (deadhead, training, etc.), charter mileage, exclusive service mileage, and mileage lost due to missed runs.

Revenue Hours – The total number of hours when the vehicle is in revenue service (e.g., the time when a vehicle is available to the general public and there is an expectation of carrying passengers). Excludes deadhead hours, but includes recovery/layover time.

Route Deviation – Transportation service on a non-exclusive basis, that operates along a public right-of-way, on a standard route, from which it may deviate from time to time, in response to a demand for its service or to take a passenger to a destination, after which it returns to its standard route.

RTAP (Rural Transit Assistance Program) – The section of the Federal Transit Act of 1991, as amended, that provides funds for training, technical assistance, research and other support services for rural transit providers.

Rural Area – A geographic area with a population of less than 2,500 (Section 5311).

SAFETEA-LU – the **Safe, Accountable, Flexible, Efficient Transportation Equity Act: A Legacy for Users**, which was signed into law in August 2005. SAFETEA-LU addresses transportation challenges such as improving safety, reducing traffic congestion, improving efficiency in freight movement, increasing intermodal connectivity and protecting the environment.

Section 5303 (Metropolitan Planning Program) – The section of the Federal Transit Act of 1991, as amended, that provides financial assistance to metropolitan planning organizations which are responsible for conducting planning activities and technical assistance for public transit services. The program is expected to support the basic transportation planning process underway in urbanized areas, including capital planning, financial planning, and operations-related planning essential to the provision of transit services.

Glossary

Section 5303/5313 (Consolidated Planning Grant) – The combination of the FTA's planning grant and the Federal Highway Administrations PL Planning program into one consolidated grant.

Section 5307 (Urbanized Area Formula Program) – The section of the Federal Transit Act of 1991, as amended, that authorizes grants to public transit systems in urban areas over 50,000 populations for both capital and operating projects. Based on population and density figures, these funds are distributed directly to the transit agency from the FTA.

Section 5309 (Capital Program) – The section of the Federal Transit Act of 1991, as amended, that authorizes discretionary capital assistance for major capital needs, such as fleet replacement and construction of transit facilities.

Section 5310 (Elderly and Persons with Disabilities Program) – The section of the Federal Transit Act of 1991, as amended, that provides grant funds for the purchase of accessible vehicles and related support equipment for private non-profit organizations to serve elderly and/or disabled people, public bodies that coordinate services for elderly and disabled, or any public body that certifies to the State that non-profits in the area are not readily available to carry out the services.

Section 5311 (Non-urbanized Area Formula Program) – The section of the Federal Transit Act of 1991, as amended, that authorizes grants to public transit systems in non-urbanized areas (under 50,000 population). The funds initially go to the Governor of each state. In Minnesota, the Minnesota Department of Transportation administers these funds.

Section 5313 (State Planning and Research Program) – The section of the Federal Transit Act of 1991, as amended, that provides financial assistance to the States for purposes of planning, technical studies and assistance, demonstrations, management training, and cooperative research activities.

Section 5316 (Job Access and Reverse Commute (JARC)) – A formula-based federally funded program established under SAFETEA-LU and administered by the Federal Transit Administration (FTA). The goal of the JARC grant program is to improve access to transportation services to employment and employment related activities for welfare recipients and eligible low-income individuals to transport residents of urbanized areas and nonurbanized areas to suburban employment opportunities.

Section 5317 (New Freedom) – A formula-based federally funded program established under SAFETEA-LU and administered by the Federal Transit Administration (FTA). The goal of the New Freedom grant program is to provide additional tools to overcome existing barriers facing Americans with disabilities seeking integration into the workforce and full participation in society.

Service Area – The geographic area that coincides with a transit system's legal operating limits (i.e. urbanized area, city limits, or county boundary).

Service Span – The duration of time that service is made available or operated during the course of the service day e.g., 6 a.m. to 10 p.m.

Shared Ride Taxi – A demand responsive service in which taxis carry several unrelated passengers with different origins and destinations.

Small Urban – A geographic area with a central city that has a population of between 2,500 and 50,000 (Section 5311).

Special Transportation Services (STS) - Transportation provided by a carrier on a regular basis designed to serve individuals who are elderly, handicapped, or disabled and are unable to use regular

Glossary

types of transportation. In Minnesota, carriers must be certified by the Office of Freight and Commercial Vehicle Operations before providing transportation. Terms and conditions for STS service are in the Minnesota Department of Transportation's Special Transportation Service Rules, Parts 8840.5100 through 8840.6300.

State Public Transit Assistance – Funds appropriated by the Minnesota State legislature to be used to support the day-to-day operational costs of providing transit.

Subscription Service – Transportation service in which routes and schedules are prearranged to meet the needs of riders who sign up for the service in advance.

Suburban Transit Association Providers – Replacement service program in the Twin Cities metro area (see Minnesota Statutes Section 473.388).

System Miles - The miles a transit vehicle travels from the time it goes into revenue service to the time it returns from revenue service. It is often called platform miles. It includes revenue miles and deadhead miles.

Total Operating Cost – The total of all operating costs incurred during the transit system calendar year, excluding expenses associated with capital grants.

Total Passengers – The total of all revenue passengers plus transfer passengers on second and successive rides, and free ride passengers.

Transit – Transportation by bus, rail, or other conveyance, either publicly or privately owned, which provides to the public, general or special service on a regular and continuing basis. Also known as “mass transportation,” “mass transit” and “transit.” The term includes fixed-route and Para transit services as well as ridesharing.

Transit Dependent – A person who does not have immediate access to a private vehicle, or because of age or health reasons cannot drive and must rely on others for transportation.

Urbanized Area – A geographic area with a central city that has a population of over 50,000 (Section 5307).

Vanpool – A Para transit service by a van on a scheduled or unscheduled basis with at least five persons as occupants.

