

**2007-2009
State Transportation
Improvement Program
(STIP)**

**State of Minnesota
September 2006**



Minnesota Department of Transportation

395 John Ireland Blvd.
St. Paul, MN 55155

To the Reader:

The State Transportation Improvement Program (STIP) is a comprehensive three-year schedule of planned transportation projects in Minnesota for state fiscal years 2007, 2008, and 2009. These projects are for state trunk highways, local roads and bridges, rail crossing projects, and transit capital and operating assistance. This document represents an investment of over \$4.5 billion in federal, state, and local funds over the three years.

This document is the statewide transportation program in which Mn/DOT, local governments, and community and business interest groups worked together in eight District Area Transportation Partnerships (ATPs) to discuss regional priorities and reach agreement on important transportation investments. This state process was developed in response to the Federal "Intermodal Surface Transportation Efficiency Act (ISTEA) of 1991" which focused on enhanced planning processes, greater state and local government responsibility, and more citizen input to decision making. The process has continued under the two following federal transportation acts.

Any questions and comments on specific projects included in this program may be directed to the identified Mn/DOT District Transportation office listed in the Program Listing sections of the document. To further assist you in using this information, a searchable database will be available in November 2006 on the Internet at:

<http://www.oim.dot.state.mn.us/>

General questions or comments can be directed to the Office of Investment of Investment Management in St. Paul (651-296-8475). Thank you for your interest and support in Minnesota's Transportation System.

**Minnesota
State Transportation Improvement Program
(STIP)
2007-2009**

*Approved by:
Lt. Governor/ Mn/DOT Commissioner*

Carol Molnau

Carol Molnau

*Submitted to FHWA & FTA
September 30, 2006*

**Minnesota
State Transportation Improvement Program
(STIP)**

Table of Contents

I.	INTRODUCTION.....	I-1
II.	STATE TRANSPORTATION IMPROVEMENT PROGRAM (STIP)	II-1
	Certification	II-1
	The Minnesota Statewide Transportation Plan	II-1
	Public Involvement	II-1
	Minnesota Transportation Process for Investment Decisions	II-3
	Financial Plan	II-4
	Project Selection	II-7
III.	PROGRAM LISTING.....	III-1

APPENDICES

A.	Select Highway and Transit Programs	
	Greater Minnesota MPO Programs	A-1
	Transportation Enhancement Activities (TEA)	A-2
	Highway Safety Improvement Program (HSIP)	A-3
	Transit Programs	A-4
	Indian Reservation Roads and Bridge Program (IRR).....	A-5
	Recreational Trails Program	A-6
	Mn/DOT State Road Construction Program	A-7
B.	Other Modal Programs	
	Minnesota Rail Service Improvement Program.....	B-1
	Port Development Assistance Program.....	B-2
	Minnesota Aeronautics Capital Improvement Program.....	B-3
C.	Detailed Financial Plan.....	C-1

**Minnesota
State Transportation Improvement Program
(STIP)**

List of Figures

		<u>Page</u>
Figure 1	State Transportation Improvement Program Funding by Program and Year	I-2
Figure 2	Transportation Investment Process	II-2
Figure 3	State Transportation Improvement Program Funding by Source and Year	II-8
Figure 4	State Transportation Improvement Program Funding by District/ATP and Year	II-8
Figure 5	Route System Categories	III-1
Figure 6	Program Categories	III-2
Figure 7	Fund Categories	III-3

Appendix Figures

Figure A-1	Greater Minnesota MPO Funding by Source and Year	A-1(2)
Figure A-2	Transportation Enhancement Funding by Year	A-2(1)
Figure A-3	Highway Safety Improvement Program Funding by Year	A-3(1)
Figure A-4	Transit Funding by Source and Year	A-4(2)
Figure A-6	State Road Construction Program Funding by Source and Year	A-7(2)
Figure A-7	State Road Construction Program Funding by District/ATP and Year	A-7(2)
Figure B-1	Minnesota Rail Service Improvement Program Estimated Funding Summary and Number of Potential Projects by Program and Year	B-1(2)
Figure B-2	Port Development Assistance Program Capital Needs by Port and Year	B-2(2)
Figure C-1	Minnesota Detailed Financial Plan 2007-2009	C-1(3)
Figure C-2	Minnesota Federal Advance Construction Totals	C-1(5)

PREFACE

State of Minnesota State Transportation Improvement Program (STIP) 2007-2009

This document is the State of Minnesota State Transportation Improvement Program (STIP) for state fiscal years 2007-2009. It includes an introduction, or overview, of the anticipated expenditures for all modes of transportation under the authority of the Minnesota Department of Transportation (Mn/DOT). The document is organized into three chapters and two appendices.

Chapter I of this document is the introduction to Mn/DOT. It provides information on Mn/DOT's vision for its transportation system and the factors that help shape Mn/DOT's policies and programs.

Chapter II is the formal response to the federal requirements for the STIP under the Safe, Accountable, Flexible, Efficient Transportation Equity Act: A Legacy for Users (SAFETEA-LU). The programming process to develop this STIP began in the fall of 2005 and was developed under the Requirements outlined in SAFETEA-LU with a conservative estimate of federal funds anticipated.

Chapter III includes the project listing of all projects using federal-aid highway or transit funding. Projects using only local dollars are not included. These listings are organized by Mn/DOT District/Area Transportation Partnership (ATP) areas.

Appendix A includes a description, expenditure summary and project listing for several federal-aid highway and transit categories. A description of the Mn/DOT State Road Construction Program (SRC) is also included, but without a repeat of the project listing of state trunk highway projects. Appendix B includes, for information purposes only, a description, financial summary, and project listing for other modal programs that are not subject to the federal planning requirements under SAFETEA-LU.

The STIP was developed using programs specified in SAFETEA-LU which was signed into law August 10, 2005. Once approved by the US DOT, the State Transportation Improvement Program for Minnesota is available on the Internet at the following address:

<http://www.oim.dot.state.mn.us/>

I. INTRODUCTION

The Minnesota Department of Transportation (Mn/DOT) was established and operates in order to provide a balanced transportation system including aeronautics, highways, motor carriers, ports, public transit, railroads and pipelines. Mn/DOT is the principal agency in the state for development, implementation, administration, consolidation, and coordination of state transportation policies, plans, and programs. These policies, plans, and programs are developed in cooperation with the public and a variety of transportation partners, including the Twin Cities Metropolitan Council, the six Metropolitan Planning Organizations (MPOs) established in areas with populations exceeding 50,000, the nine Regional Development Commissions (RDCs), county, city, and Indian tribal governments throughout the state.

The Mn/DOT vision is to establish a coordinated transportation network that meets the needs of Minnesota's citizens and businesses for safe, timely, and predictable travel. Fundamental to this vision is the need to preserve and maintain the state's physical transportation assets – highways, bridges, airports, water ports, freight, bus, rail, intermodal facilities, and bikeways.

A number of factors are shaping the development of Mn/DOT policies and programs. These include safety, the integration of transportation modes, service and investment preservation, customer focus, economic development, technology, environment partnerships, and federal actions. This document addresses these factors and provides a multimodal focus. This document and the investment levels summarized in Figure 1 do not include the expenditures for infrastructure maintenance. In addition, unless federal funding is a part of the investment, the investments in this document and Figure 1 do not include improvements made by local levels of government. Total government investment in transportation infrastructure could be two to three times the investment level included in this document. The investment in transportation infrastructure improvements included in this document is summarized in Figure 1.

Figure 1
STATE TRANSPORTATION IMPROVEMENT PROGRAM FUNDING
INCLUDING RAIL, PORTS, AND AIR
BY PROGRAM AND YEAR
(\$ MILLIONS)

PROGRAM	2007	2008	2009	TOTAL*
Highway Assistance Program¹	1,183	1,081	1,019	3,283
Transit Assistance Program²	250	209	188	647
SUBTOTAL*	1,432	1,290	1,208	3,930
Rail Service Assistance Program³	5	3	3	11
Port Development Assistance Program⁴	4	2	2	7
Airport Development Program⁵	211	224	135	570
SUBTOTAL*	220	229	140	588
TOTAL*	1,652	1,519	1,348	4,518

¹The Highway Assistance Program includes all federal-aid for highways received through the Federal Highway Administration (FHWA) of the U.S. Department of Transportation (USDOT). It includes all federal apportionment, allocation or special funding. It also includes all state trunk highway funds appropriated for construction, other state appropriated investments and any local funding utilized as match for federal projects. A list of projects is included in Chapter III of the STIP.

²The Transit Assistance Program includes all federal-aid for transit received through the Federal Transit Administration (FTA) of the USDOT. It also includes all state and local funds necessary to match the federal funds and operate the transit systems. The Transit Assistance Program does not include the federal-aid highway funding used for some of the buses, facilities, and other capital purchases for transit. All transit projects are included in Chapter III of the STIP. The transit only portion of Chapter III is listed in Appendix A-4.

³The Minnesota Rail Service Improvement Program (MRSI) was established in 1976 to prevent the loss of rail service on lines potentially subject to railroad abandonment. Projects that fall within the MRSI are divided among 5 programs: Rail Purchase Assistance Program, Rail Line Rehabilitation Program, Capital Improvement Loan Program, State Rail Bank Program, and Rail User and Rail Carrier Loan Guarantee Program.

The MRSI Program does not include the funding for rail-highway safety projects included in the trunk highway assistance program. The number of rail service assistance projects is estimated and shown in Appendix B-1. All funding is from repayment of loans.

⁴The Port Development Assistance Program was created in 1991. The 1996, 1998, 2000, and 2001 Legislatures set aside a total of \$12.5 million to fund this program. A list of projects that could be funded is included in Appendix B-2.

⁵The Airport Development Program figures shown above include federal and state grant funds plus the local share or match. They include substantial local revenues to be generated at the Mpls-St. Paul International Airport from Passenger Facility Charges (PFC's), and to be used for major expansion of the MSP Airport over the next several years. The project listing in Appendix B-3 is not financially constrained to the anticipated funding, and totals about \$570 million in candidate airport projects statewide over the next 3 years.

* May not total correctly due to rounding.

II. STATE TRANSPORTATION IMPROVEMENT PROGRAM (STIP)

Certification

The Minnesota Department of Transportation (Mn/DOT), as the Governor's designee, certifies that the transportation planning process is being carried out in accordance with all applicable requirements of the following as described in Section 450.220 of the Statewide Planning Regulations dated October 28, 1993 and in accordance with the intent of TEA-21:

1. Federal Transit Act (FTA) (49 U.S.C. app, 1607), Section 135 of Title 23 U.S.C., Section 8;
2. Title VI of Civil Rights Act of 1964 and Title VI assurance executed by each state under 23 U.S.C. 324 and 29 U.S.C. 794;
3. Intermodal Surface Transportation Efficiency Act (ISTEA) of 1991, Section 1003 (b) regarding the involvement of disadvantaged business enterprises in FHWA and FTA funded projects;
4. Americans with Disabilities Act (ADA) of 1990 as amended and U.S. DOT regulations "Transportation for Individuals with Disabilities" under 49CFR parts 27, 37, and 38.
5. Title 49 C.F.R. part 20 regarding restrictions influencing Federal activities;
6. Clean Air Act, Sections 174 and 176 (c) and (d); and
7. Executive Order #12898 on Environmental Justice.

Mn/DOT also concurs with the MPO's determination that the air quality conformity analysis has been completed by the necessary MPOs and has been reviewed and accepted by the Minnesota Pollution Control Agency. Mn/DOT also makes a determination that the STIP covering the non-attainment area outside the Twin Cities MPO boundary meets the requirements of the Transportation Conformity Rule 40 C.F.R. part 93.

The Minnesota Statewide Transportation Plan

Projects in the STIP are consistent with the *Minnesota Statewide Transportation Plan: Moving People and Freight from 2003 to 2023*, a long-term, multi-modal and statewide plan that is consistent with federal requirements outlined in 23 C.F.R. part 450. The *Plan* addresses the planning requirements in TEA-21, (the draft Planning Regulations for SAFETEA-LU are still under review and comment) the transportation goals identified in state law, and reflects the vision, principles, and strategic directions set in *Mn/DOT's Strategic Plan*. The process for developing and updating the *Plan*, provides early and continuous opportunities for the involvement of the public and other potentially affected parties.

In accordance with Minnesota Statutes §174.01, Subdivision 1a, the *Plan* is updated every six years, with interim updates as needed by Mn/DOT to promote statewide transportation planning.

Public Involvement

The last three federal Transportation acts have created less of a federal presence in many transportation decisions. The diminished federal role results in more state/local authority and responsibility for these decisions. The funding flexibility and

expanded project eligibility under these acts have given decision makers more options to address transportation priorities. Public involvement in transportation issues and decision making is vital because of this expanded eligibility and diversity. Federal Law requires an opportunity for early and continuous involvement in the development of the *Statewide Transportation Plan* and the STIP. Public involvement is also a mandatory component of the MPO planning process.

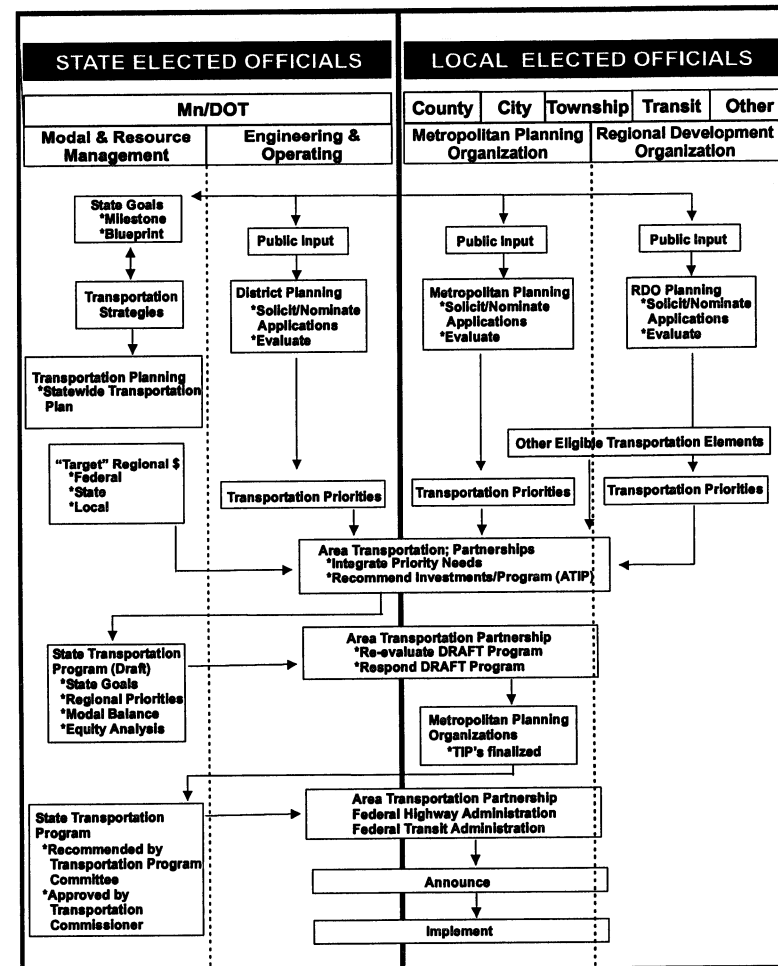
Minnesota's transportation investment process (Figure 2), with the Area Transportation Partnerships (ATPs) provides for early and continuous involvement in the development of the STIP. The process incorporates the public involvement activities of the partners (MPOs, RDCs, counties, cities) into their roles on the ATP. MPOs in accordance with federal requirements have developed public participation processes and use them in conjunction with the development of their Transportation Improvement Programs (TIPs). The MPO TIPs include detailed discussion of public involvement.

In addition to the public input derived through Minnesota's transportation investment process, public meetings, forums, conferences and focus groups have been held throughout the state by the ATP partners, Mn/DOT and modal partners such as transit, rail and bike/pedestrian. Mn/DOT's public involvement guidebook entitled "Hear Every Voice" provides guidance on involving the public in planning, programming, and project development.

Other methods used to encourage public involvement included the use of newsletters, newspaper articles, informational

mailings, press releases, websites and an information display at the Minnesota State Fair. A notice of the availability of the draft 2007-2009 STIP was placed in the *State Register* on May 30, 2006. This notice provided a 30 day comment period to the public.

**Figure 2
Transportation Investment Process**



The Metropolitan Council conducts a formal public hearing within the Twin Cities Transportation Management Area (TMA). A significant effort is made by the Metropolitan Council to ensure that all interested and concerned parties are offered an opportunity to participate in the preparation of the Twin Cities TIP. A public meeting was held May 17, 2006 to explain and answer questions about the TIP schedule and approval process and to initiate public comments on the TIP. The required formal public hearing was held on June 21, 2006 to hear comments on the draft TIP. In preparation for these meetings over 300 mailings were or sent, notification was made in the *State Register*, press announcements were sent to the media, and the schedule was published in the *Metropolitan Digest* which is mailed to 600 local elected officials and legislators.

Minnesota Transportation Process for Investment Decisions

The STIP is developed in accordance with the *Guidance for the Development of the State Transportation Improvement Program* published by Mn/DOT in February 2001 and with the memo on *STIP Funding Guidance* dated February 2, 2006. Minnesota's STIP is developed through a regional geographic model for making investment decisions. The process chart on page II-8, (Figure 2), displays the partnerships and transportation activities necessary to produce a STIP.

The process is driven by federal, state, local, and regional planning goals and objectives. Statewide investment goals have been drawn from statewide planning studies and policies, the *Minnesota Statewide Transportation Plan*, the Mn/DOT Strategic Directions, and an analysis of previous programs.

They are offered as an aid in determining areawide priorities. The process builds on the plans and priorities established by Mn/DOT Districts, MPOs, cities, counties, townships and RDCs.

The investment process uses eight regional partnerships whose boundaries are based on Mn/DOT's State Aid Districts. The partnerships, called Area Transportation Partnerships (ATPs), have as their members both traditional and non-traditional, metropolitan and non-metropolitan stakeholders and can include MPOs, RDCs, cities, counties, townships, transit providers, tribal governments, other interests, and Mn/DOT. The ATPs integrate the state and local priorities within their region and recommend a minimum three year program for federally funded transportation investments. This three year program, when combined with a list of state highway funded projects is considered the draft Area Transportation Improvement Program (ATIP). Each draft ATIP includes a prioritized list of projects that aid in solving transportation problems and implementing the long range objectives for the area.

Balanced investment decisions promote effective and efficient transportation. Safety is a key element of all investments. The principal investment emphasis is preservation and operational improvements in the existing transportation system. Expansion is focused on the state's interregional corridor system that connects major economic centers and bottlenecks in the Twin Cities metropolitan area.

The draft ATIP prepared by each ATP is submitted for inclusion in the draft State Transportation Improvement

Program (STIP). Project cost estimates include an adjustment for inflation. The ATIPs are analyzed and compared to statewide goals and objectives, and unique transportation needs. They are also analyzed for completeness and fiscal constraint. From this a draft STIP is developed. The draft STIP is widely circulated for review and comment before final adjustments are made. This STIP covers three state fiscal years and includes all state and local projects financed with federal (highway or transit) assistance. Under SAFETEA-LU, a four-year STIP will be required in the future. The STIP also includes other regionally significant projects, all projects on the state highway system and illustrative projects. Illustrative projects are those projects that will be programmed should funding become available.

The final STIP is reviewed and approved by the Federal Highway Administration (FHWA) and the Federal Transit Administration (FTA) prior to any expenditure of federal funds. Upon approval, the document will be used by each ATP as a starting point in the process for developing their next ATIP.

Financial Plan

As mentioned in the Preface of this document, this STIP is a formal response to federal requirements. The STIP financial plan addresses fiscal constraint requirements under SAFETEA-LU. The principal financial assumption is the continuation of existing revenue sources and levels consistent with SAFETEA-LU authorizations for the three years of the STIP. All of the projects in the 2007-2009 STIP are deemed affordable for implementation under these reasonable financial assumptions. The financial constraint requirements under SAFETEA-LU are

deemed to be sufficiently flexible to permit the selection of projects from the second and third year of the STIP to replace projects selected for the first year of the STIP. Mn/DOT reserves the right to make this project selection for the ATPs from within the STIP.

Federal Funding. SAFETEA-LU requires that the federal-aid highway and federal-aid transit projects in the STIP shall be based on financing reasonably expected to be available. The 2007-2009 STIP is based on anticipated federal, state and local funds. The federal-aid revenues are based on estimates of apportionment (formula), allocations, and high priority project funding.

Federal-Aid Highway Formula Funding: Federal-aid highway formula funding is apportioned to the states by formulas established in law. Federal-aid highway apportionments have been highly variable. The federal-aid highway estimate for the development of this STIP is \$460, \$494, and \$485 for FY 2007-09 respectively. The annual obligation limitation of apportionment funds under SAFETEA-LU has been around 85 percent.

Federal-Aid Highway Allocation Funding: Funding available from allocated funding is included in the STIP. Federal-aid highway allocation funding is distributed to the states by administrative formula or by means of a competitive application. Allocated funds include many varied categories of federal-aid, including, but not limited to Public Lands, Indian Reservation Roads, Forest Highways, and Scenic Byways. Allocations of categorical funding generally consist of several small projects that are distributed to specific areas of the state.

Allocations are not always consistent with the time-frame of the development of the STIP.

Annual allocations to individual projects or categories of funding that add up to less than \$1 million are routinely added to the STIP but due to the timing of project identification may require amendments to be processed.

Federal-Aid Highway Earmarked Funding: SAFETEA-LU saw an unprecedented amount of federal funds earmarked by Congress. About \$90 million in Earmarked funding was made available each year under SAFETEA-LU, up from about \$30 million each year under previous transportation acts. Earmarked funding is subject to obligation limitation but is available until spent. Due to project delivery schedules and the rules pertaining to the spending of these funds, the actual level of funding committed each year is variable.

Federal Transit Funding: The federal transit funding includes an urbanized area formula program, a non-urbanized area (rural, small urban, and intercity bus) formula program, an elderly and persons with disabilities formula program and a discretionary program for major capital needs. The discretionary program is generally earmarked by congressional actions. Much of the transit program is based on grant applications. In the past, the actual flow of funding was highly variable. The passage of SAFETEA-LU and its provisions to guarantee funding for transit programs keep federal transit funds predictable; however, federal funds make up only a small percentage of total operating costs for the small urbanized and rural programs.

State Highway and Transit Funding. The State of Minnesota has a biennial budget. State agency programs and operating budgets are based on a balanced budget. The 2007-2009 STIP is based on one year of approved funding and two years of estimated funding. The funding level for the STIP is estimated to be approximately the same for all 3 years of the STIP.

State Highway Funding: The state highway funding is expected to average about \$290 million per year based on existing revenue sources. State fund cash flow also permits advance constructing projects prior to actual federal dollars being available.

State Transit Funding: Transit assistance comes from two sources, the General Fund and Motor Vehicle Sales Tax (MVST). The transit appropriation from the state general fund is expected to be about \$18.8 million per year for each year of the STIP for Greater Minnesota and about \$73.5 million per year for the Metropolitan Area. Transit funds from MVST are expected to be about \$7 million per year for Greater Minnesota and \$117 million for the Metro Area. The 2003 Legislature increased the MVST dedication to 1.43% for Greater Minnesota transit and 21.5% for transit in the Metro Area. In FY 2008, percentages revert back to 1.25% and 20.5% respectively.

Local Highway and Transit Funding. Local funding is assumed to be available to match, or overmatch, the federal-aid for highways and transit. The state and local funding is also expected to be sufficient to maintain and operate the highway and transit systems.

Local Highway Funding: The State has a dedicated fund for state aid roads and bridges for counties and cities of 5,000 and over in population. The funding is available for maintenance and construction and is used in part to maintain the federal-aid highways and to match federal-aid. The local highway funding committed to match the federal highway aid is expected to average about \$46 million per year.

Local Transit Funding: The majority of the funding for the Minneapolis-St. Paul large urbanized area transit system is provided through local and state revenues. Since transit is substantially a local program, estimates of urbanized transit system funding are based on the MPO TIPs. Small urban and rural transit systems have a portion of their funding provided by assistance from the state general fund. The local share may be from a large variety of sources.

Special Legislative Funding. The 2003 Minnesota State Legislature appropriated additional funding for transportation in the Omnibus Transportation and Public Safety Finance Bill. The bill provided \$400 million from trunk highway bond proceeds for trunk highway improvements. It also authorized the Commissioner of Transportation to spend \$400 million on trunk highway improvements from funds approved by the Federal Highway Administration and designated as advance construction funds. The bill provides that the appropriation be spent on trunk highway improvements to eliminate traffic bottlenecks within the seven county metro and trunk highway improvements on under performing at-risk interregional corridors outside the seven county metro area.

The bonding bill requires to the maximum feasible extent, to allocate spending equally between the metropolitan district and remainder of the state. The bill allows the expenditure of up to \$68.5 million of bonds, for program delivery and requires the use of at least \$36 million of bonds to accelerate transit capital improvements such as shoulder bus lanes, park and ride facilities, and ramp meter-bypass facilities on trunk highways. The Commissioner of Transportation is required to spend \$5 million in federal funds for capital assistance to public transit systems in greater Minnesota over 5 years.

Advance Construction. Federal law allows states to request and receive approval to construct Federal-aid projects prior to receiving apportionment or obligation authority for the Federal-aid funds through the use of Advance Construction (AC). This means that Minnesota may commit future federal funds to a project as long as it goes through the normal FHWA approval and authorization process. An AC project is treated the same as any other federal project and must be authorized prior to advertising for letting or expending any funds on the project. Projects using AC must be fully encumbered in the state road construction budget for the amount of both the state funds and the federal AC amount. AC is available to local governments as well as Mn/DOT.

The agency that uses the AC procedure must “front end” the project with their own funds. These may be state aid funds, local tax funds, State Road Construction funds or some other appropriate funding sources. Local projects utilizing AC funds require a special agreement approved by Mn/DOT’s Division of State Aid for Local Transportation.

Federal regulations require that AC be shown in the year incurred and that the conversion of AC be shown in each year in which conversion takes place. Conversion is the process of converting AC to the obligation of actual federal funds. In the project listings in this STIP, AC funding is shown in a separate column and the dollar amounts are not included in the “Total” column. However, the AC conversion dollar amounts are included in the “FHWA” column and the “Total” column in the year in which a project is converted.

forwarded to the Commissioner’s staff for review and approval before being sent to the U.S. DOT.

See Appendix C for the detailed financial plan.

Project Selection

The project selection process is the identification of the projects to be implemented in the first year of the 2007-2009 STIP. The projects in the remaining years of the STIP are deemed to be eligible for selection for implementation without an formal amendment to the STIP. Mn/DOT reserves the right to select projects for the first year of the STIP from the projects in the last two years of the STIP.

Project selection includes two iterative processes. The first iterative process is “determining the program” from the list of projects within the draft ATIPs. This includes the analysis of the preferred sources of funding for the projects and the directions included in the *Minnesota Statewide Transportation Plan*. It also is the step where the fiscal constraint is maintained. The second iterative process is the review of the STIP. The draft STIP is circulated back to the District/ATP for review and comment. Changes are made in the draft STIP as a result of the review and comment period. The STIP is

Figure 3 is a summary of the proposed expenditures in the STIP by fiscal year and the proposed source of federal highway or transit funding, state trunk highway funding or other source of state or local funding. Bond dollars from Minnesota's Bond Accelerated Program (BAP) are included under "Other Funds".

Figure 3 STATE TRANSPORTATION IMPROVEMENT PROGRAM FUNDING BY SOURCE AND YEAR (\$ MILLIONS)				
SOURCE	2007	2008	2009	TOTAL*
Transit Programs				
Federal Transit Administration Funds	158	139	121	418
State and Local Match	92	70	67	229
SUBTOTAL*	250	209	188	647
Highway Programs				
Federal -aid Highway Funds	404	311	348	1,063
Federal AC Conversion	199	320	226	745
State Trunk Highway Funds	303	291	324	918
Other Funds	277	159	121	557
SUBTOTAL*	1,183	1,081	1,019	3,283
TOTAL*	1,432	1,290	1,208	3,930

*may not total correctly due to rounding

Figure 4 is a summary of the proposed expenditures in the STIP by fiscal year and ATP. Bond dollars are included in the ATP where they are to be expended.

Figure 4 STATE TRANSPORTATION IMPROVEMENT PROGRAM BY DISTRICT/ATP AND YEAR (\$ MILLIONS)				
DISTRICT/ATP	2007	2008	2009	TOTAL*
1	129	98	124	352
2	45	39	67	151
3	102	109	126	337
4	58	56	42	156
6	66	75	95	236
7	73	78	61	212
8	31	55	58	144
SUBTOTAL*	504	510	574	1,588
METRO	725	647	585	1,957
MISC	204	133	49	385
TOTAL*	1,432	1,290	1,208	3,930

*may not total correctly due to rounding

III. PROGRAM LISTING

The following section contains the FY 2007-2009 STIP project listing sorted by District/ATP.

The first page of each District/ATP shows the District/ATP location within the state and the counties included within each District/ATP. The name of the District Transportation Engineer, phone number, and address are shown as well as a general information telephone number.

The second page begins the listing of projects in that District/ATP sorted by Fiscal Year. Within each Fiscal Year, projects are sorted by Route System with Transit project first followed by rail, local roadway, and then state projects

The following information is provided for each project

Seq # - The sequence number is a unique number assigned to each project in this project listing.

Route System - The route name and number on which the project is located. See Figure 5.

Figure 5 Route System Categories	
Route System	Description
BB	Transit (buses)
CITY	City project
CMAQ	Congestion Mitigation and Air Quality
CR	County Road
CSAH	County State Aid Highway
DA	Disability Act
EN	Enhancement (not assigned to a specific road and not a pedestrian or bicycle path)
FH	Forest Highway
I	Interstate Highway
IRR	Indian Reservation Roads and Bridges
ITS	Intelligent Transportation Systems
LOCAL 999	Local project not associated with a road
MSAS	Municipal State Aid Street
MUN	Municipal Street
PED/BIKE	Pedestrian or Bike Path/Trail (not assigned to a specific road)
PL	Planning
RECTRAIL	DNR Recreational Trail
RR	Railroad
TH	Trunk Highway
TH 999	State project not associated with a road (not an Enhancement)
TWN	Township Road

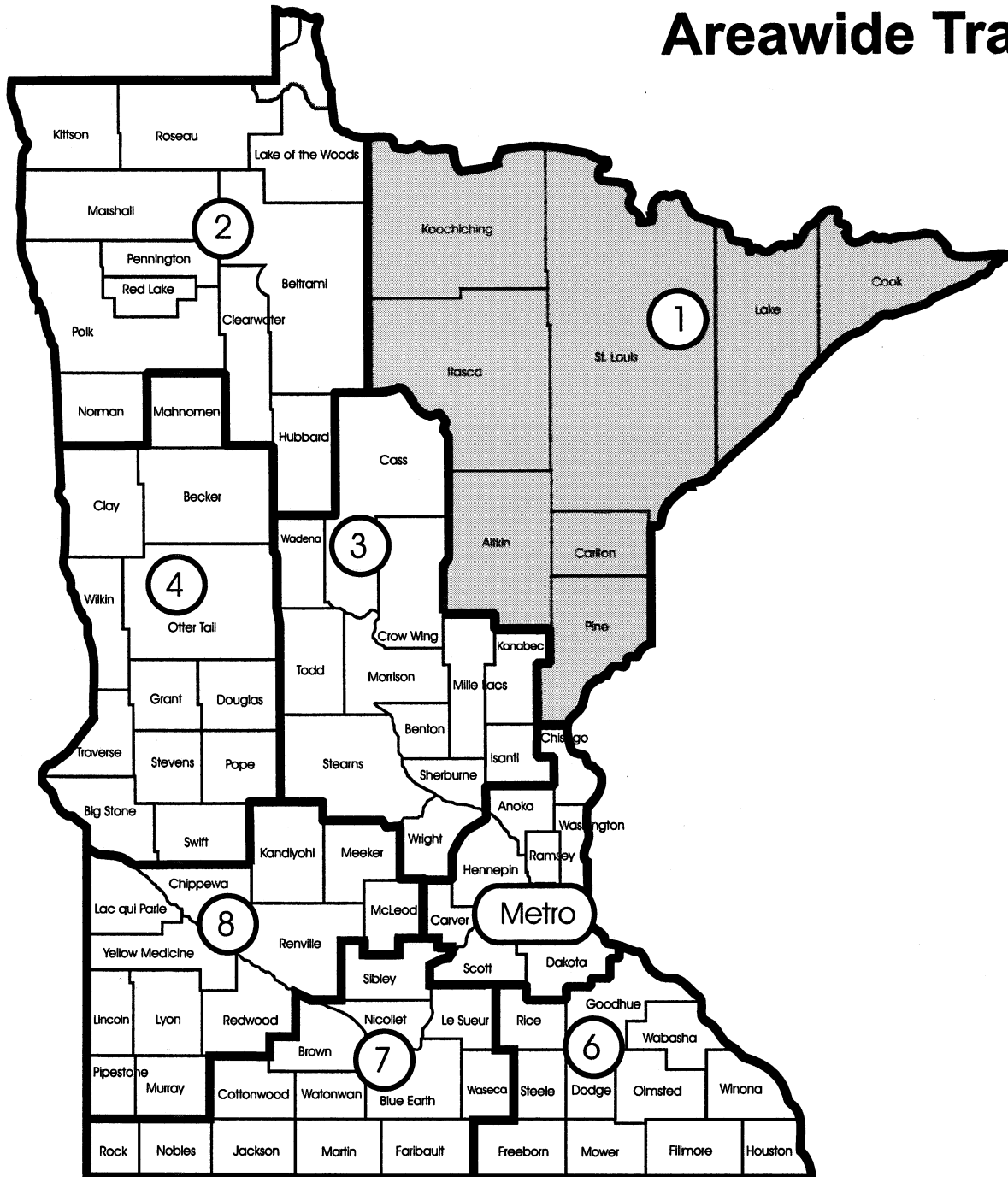
- Project Number** - Project identifier. Most trunk highway projects start with the control section numbers. Local projects start with either the county number or the city number.
- Agency** - The jurisdiction responsible for implementing projects or for opening bids.
- Description** - The location and/or type of project.
- Miles** - The length of the project.
- Programs** - The program category. See Figure 6.
- Type of Work** - The intent of the project.
- Proposed Funds** - Preliminary fund assignment with exact determination of funding determined upon authorization. See Figure 7.
- Total** - The total estimated cost of the project relative to federal funding to be used in year of letting. This includes advance construction (AC) conversion funding. It does not include the original advance construction funding.
- FHWA** - The total estimated federal aid highway funding to be used for the project. This includes advance construction conversion funding.

Figure 6 Program Categories	
Program	Description
AM	Municipal Agreement
BI	Bridge Improvement
BR	Bridge Replacement
BT	Bike Trail (not an Enhancement)
CA	Consultant Agreement
EN	Enhancement (STP)
IR	Indian Reservation Roads
MA	Miscellaneous Agreements
MC	Major Construction
NA	Not Applicable (Uncommitted)
NO	Noise Walls
PL	Planning
PM	Preventive Maintenance
RB	Rest Area/Beautification
RC	Reconstruction
RD	Recondition
RS	Resurfacing
RT	Recreational Trail (DNR only)
RW	Right of Way Acquisition
RX	Road Repair (Bridge and Road Construction)
SA	Supplemental Agreement/Cost Overruns
SC	Safety Capacity
SH	Highway Safety Improvement Program
SR	Safety Railroads
TM	Transportation Management
TR	Transit (FHWA)
B9	FTA Urbanized Area Formula – Section 5307
CF	Clean Fuels – Section 5308
B3	FTA Capital Program - Section 5309
NB	FTA Elderly and Person with Disabilities – Section 5310
OB	FTA Non-urbanized Areas - Section 5311
JA	FTA Job Access and Reverse Commute – Section 5316
NF	New Freedom Section 5317

Figure 7 Proposed Fund Categories	
Program	Description
BF	Bond Funds
BH	Bridge Rehabilitation
BR	Bridge Replacement
BROS	Off System Bridge
CBI	Coordinated Border Infrastructure
CMAQ	Congestion Mitigation and Air Quality
EN	STP Enhancement
ER	Emergency Relief
FFM	Federal Fund Miscellaneous (TCSP, Special appr.)
FH	Forest Highway
FTA	Federal Transit Administration
HSIP	Highway Safety Improvement Program
HPP	High Priority Project (Earmarked)
IM	Interstate Maintenance
IRR	Indian Reservation Roads
ITS	Intelligent Transportation Systems
LF	Local Funds or Other
NCIP	National Corridor Infrastructure (Earmarked)
NHS	National Highway System
PNRS	Projects of National and Regional Significance (Earmarked)
PUB	Public Lands
RES	Research
RRS	STP Rail Safety
RT	Recreational Trail
SB	Scenic Byways
SF	State Funds
STP	Surface Transportation Program
SU	STP Small Urban
TI	Transportation Improvements (Earmarked)
TRLF	Transportation Revolving Loan Fund
UG	STP Urban Guarantee

- AC - The total estimated amount of future federal funds (AC) being committed to a project, front-ended by local/state funds.
- FTA - The total estimated federal aid transit funding to be used for the project.
- TH - The total estimated state trunk highway funding to be used for the project.
- Other - Estimate of funding other than FHWA, FTA or state TH to be used for the project. This includes local match and special legislative appropriations.

Areawide Transportation Partnership (ATP) Boundaries



DISTRICT 1

Transportation District Engineer

Mike Robinson

(218) 723-4820

1123 Mesaba Avenue

Duluth, Minnesota 55811

General Information: (218) 723-4870

FAX: (218) 723-4774

ATP: 1
Fiscal Year: 2007

STIP for FY 2007-2009

Seq #	Route System	Project Number	Agency	Description	Miles	Program	Type of Work	Proposed Funds	Total	FHWA	AC	FTA	TH	Other
1	BB	TRF-0005-07	MN/DOT	SECT 5311: AEOA TRANSIT OPERATING ASSISTANCE	0.0	OB	OPERATE BUS	FTA	3,144,384	0	0	561,690	0	2,582,694
2	BB	TRF-0012-07	MN/DOT	SECT 5311: CLOQUET TRANSIT OPERATING ASSISTANCE	0.0	OB	OPERATE BUS	FTA	0	0	0	0	0	0
3	BB	TRF-0016-07A	DULUTH TRANSIT AUTHORITY	SECT 5307: DULUTH DIAL-A-RIDE TRANSIT OPERATING ASSISTANCE	0.0	B9	OPERATE BUS	LF	444,698	0	0	0	0	444,698
4	BB	TRF-0016-07B	DULUTH TRANSIT AUTHORITY	SECT 5307: DULUTH TRANSIT OPERATING ASSISTANCE REGULAR ROUTE	0.0	B9	OPERATE BUS	FTA	8,276,509	0	0	1,105,000	0	7,171,509
5	BB	TRF-0016-07C	DULUTH TRANSIT AUTHORITY	SECT. 5307: DULUTH TRANSIT CAPITAL IMPROVEMENT	0.0	B9	BUS GRANT CAPITAL IMPROVEMENT	FTA	188,702	0	0	150,962	0	37,740
6	BB	TRF-0022-07	MN/DOT	SECT 5311: HIBBING TRANSIT OPERATING ASSISTANCE	0.0	OB	OPERATE BUS	FTA	209,039	0	0	41,610	0	167,429
7	BB	TRF-0022-07A	MN/DOT	SECT 5309: HIBBING TRANSIT CAPITAL IMPROVEMENT	0.0	B3	BUS GRANT CAPITAL IMPROVEMENT	FTA	360,000	0	0	288,000	0	72,000
8	BB	TRF-0061-07	MN/DOT	SECT 5311: VIRGINIA TRANSIT OPERATING ASSISTANCE	0.0	OB	OPERATE BUS	FTA	202,962	0	0	44,715	0	158,247
9	BB	TRS-0005-07	MN/DOT	ARROWHEAD TRANSIT, PURCHASE 4 BUSES (CLASS 500)	0.0	TR	PURCHASE BUS	STP	400,000	320,000	0	0	0	80,000
10	RR	31-00119	MN/DOT	2ND ST, MUN 8, DEER RIVER, INSTALL GATES	0.0	SR	RR X-ING IMPROVEMENTS	RRS	175,000	157,500	0	0	0	17,500
11	RR	31-00120	MN/DOT	1ST ST, ITASCA CSAH 16, KEEWATIN, INSTALL SIGNAL & GATES	0.0	SR	RR X-ING IMPROVEMENTS	RRS	175,000	157,500	0	0	0	17,500
12	RR	31-00121	MN/DOT	ITASCA CO RD 137, BALL CLUB (EAST OF), INSTALL GATES	0.0	SR	RR X-ING IMPROVEMENTS	RRS	147,413	132,672	0	0	0	14,741
13	RR	69-00163	MN/DOT	ST. LOUIS CSAH 11, 2ND ST IN PROCTOR, INSTALL SIGNAL, GATES (VEHICLE & PED), CIRCUITRY	0.0	SR	RAILROAD SURF/SIGNALS	RRS	250,000	225,000	0	0	0	25,000
14	RR	69-00178	MN/DOT	ST. LOUIS CSAH 60, HIBBING, INSTALL SIGNAL & GATES	0.0	SR	RR X-ING IMPROVEMENTS	RRS	147,413	132,672	0	0	0	14,741
15	CSAH 8	01-608-04	AITKIN COUNTY	TH 65 TO 2.1 MI NW, WIDENING , RECLAIMING	2.1	RS	BITUMINOUS RECLAMATION	STP	750,000	600,000	0	0	0	150,000
16	CSAH 10, 21	01-610-21	AITKIN COUNTY	**MN140** CONSTRUCT ROADWAY IMPROVEMENTS ON THE GREAT RIVER ROAD ON CSAH 10 AND CSAH 21 IN AITKIN COUNTY (PHASE I)	7.0	RC	GRADE AND SURFACE	HPP	2,000,000	1,200,000	0	0	0	800,000

Seq #	Route System	Project Number	Agency	Description	Miles	Program	Type of Work	Proposed Funds	Total	FHWA	AC	FTA	TH	Other
17	CITY 4	09-596-04	CARLTON	**MN200** CONSTRUCT 4TH STREET OVERPASS GRADE SEPARATION CROSSING BNSF RAILROAD, CITY OF CARLTON (AC PROJECT, PAYBACK IN 2007-2009)	0.0	BR	NEW BRIDGE	HPP	195,656	82,067	81,516	0	0	113,589
18	TWN	09-596-05	TWIN LAKES TOWNSHIP	**MN201* CONSTRUCT PFEIFER ROAD, REMOVE 10 FOOT RAISED CROSSING, TWIN LAKES TOWNSHIP (AC PROJECT, PAYBACK IN 2007-2009)	0.0	RC	GRADE AND SURFACE	HPP	246,533	103,396	102,701	0	0	143,137
19	CSAH 61	09-661-18	CARLTON COUNTY	**MN169** CSAH 61 - RECONDITIONING AND TRAIL CONNECTIONS BARNUM TO TH 210 (AC PROJECT, PAYBACK IN 2007-209)	0.0	RD	BITUMINOUS RECLAMATION	HPP	1,928,800	1,425,596	856,800	0	0	503,204
20	CSAH 61	09-661-20	CARLTON COUNTY	**MN113** CSAH 61, SOUTH CO LINE TO TH 73 IN MOOSE LAKE, RECONDITIONING (AC PROJECT, PAYBACK IN 2007-2009)	0.0	RS	BITUMINOUS RECLAMATION	HPP	309,920	230,920	128,928	0	0	79,000
21	EN	16-090-02	TOFTE	TOFTE LAKE WALK PROJECT, HISTORIC AND CULTURAL INTERPRETATION (AC PROJECT, PAYBACK IN 2008)	0.0	EN	HISTORIC PRESERVATION	TEA	22,440	0	89,720	0	0	22,440
22	CSAH 7	16-607-19	COOK COUNTY	CSAH 15 E TO TH 61 IN GRAND MARAIS, RECONSTRUCT	1.2	RC	GRADE AND SURFACE	STP	1,100,000	400,000	0	0	0	700,000
23	PED/BIKE	31-090-04	REGIONAL RAIL AUTHORITY	**MN175** CONSTRUCT MESABI TRAIL FROM GRAND RAPIDS TO ELY (AC PROJECT, PAYBACK IN 2007-2009)	0.0	BT	PED./BIKE IMPROVEMENT	HPP	2,322,000	1,386,314	1,377,000	0	0	935,686
24	CSAH 61	31-661-07	COLERAINE	**MN164** CSAH 61 IMPROVEMENTS, CITY OF COLERAINE (AC PROJECT, PAYBACK IN 2007-2009)	0.5	RC	GRADE AND SURFACE	HPP	1,166,720	201,272	199,920	0	0	965,448
25	CSAH 63	31-663-17AC	ITASCA COUNTY	ON ITASCA CSAH 63 AT LITTLE JAY GOULD, REPLACE BR 31508 (AC PAYBACK)	0.1	BR	BRIDGE REPLACEMENT	BR	750,000	750,000	0	0	0	0
26	PED/BIKE	31-663-20AC	COHASSET	CITY OF COHASSET, TIOGA TRAIL, BIKE TRAIL (AC PAYBACK)	1.8	EN	PED./BIKE IMPROVEMENT	TEA	190,597	190,597	0	0	0	0
27	CSAH 102	36-702-01	KOOCHICHING COUNTY	**MN157** RECONSTRUCT UNORGANIZED TOWNSHIP ROAD 488 FROM CSAH 138, KOOCHICHING COUNTY (AC PROJECT, PAYBACK IN 2007-2009)	0.0	RC	GRADE AND SURFACE	HPP	746,200	421,028	418,200	0	0	325,172
28	CSAH 155	36-755-01	KOOCHICHING COUNTY	**MN133** CONSTRUCT ROAD BETWEEN HIGHWAY 332 AND TH 11 INCLUDING A SIGNALIZED RAIL ROAD CROSSING (AC PROJECT, PAYBACK IN 2007-2009)	0.0	MC	GRADE AND SURFACE	HPP	218,400	123,228	122,400	0	0	95,172
29	PED/BIKE	38-090-03	LAKE COUNTY	**MN145** CONSTRUCT TWO HARBORS HIGH SCHOOL TRAIL CONNECTING TWO HARBORS HIGH SCHOOL TO TWO HARBORS CITY	0.0	BT	PED./BIKE IMPROVEMENT	HPP	500,000	306,220	0	0	0	193,780
30	CSAH 2	38-602-23	LAKE COUNTY	CSAH 14 TO CSAH 15 N OF TWO HARBORS, GRADING, BASE, DRAINAGE (OTHER FUNDING - SPECIAL FOREST HWY FOR BR OVER RIVERS WITH	11.0	RC	GRADE AND SURFACE	STP FH	3,439,160	2,979,328	0	0	0	459,832

ATP: 1
Fiscal Year: 2007

STIP for FY 2007-2009

Seq #	Route System	Project Number	Agency	Description	Miles	Program	Type of Work	Proposed Funds	Total	FHWA	AC	FTA	TH	Other
31	CSAH 4,5	38-604-13 & 38-605-09	LAKE COUNTY	**MN007** CSAH 4 AND CSAH 5 (FOREST HIGHWAY 11) BETWEEN CSAH 15 & TH 61, SILVER BAY, GRADING (TEA-21 HPP FUNDS)	0.0	RC	GRADE AND SURFACE	HPP	504,316	403,453	0	0	0	100,863
31	CSAH 4,5	38-604-13A & 38-605-09A	LAKE COUNTY	**MN153** CSAH 4 AND CSAH 5 (FOREST HIGHWAY 11) BETWEEN CSAH 15 & TH 61, SILVER BAY, GRADING (AC PROJECT, PAYBACK IN 2007-2009)	0.0	RC	GRADE AND SURFACE	HPP	973,859	714,722	558,465	0	0	259,137
32	CSAH 20	38-620-03	LAKE COUNTY	**MN033** WATERFRONT DRIVE BETWEEN 6TH ST AND 5TH ST IN TWO HARBORS, RECONSTRUCT	0.2	RC	GRADE AND SURFACE	HPP	750,000	600,000	0	0	0	150,000
33	CSAH 30	58-630-12AC	PINE COUNTY	CSAH 21 TO CSAH 22 IN PINE CO, PAVEMENT RECLAMATION (AC PAYBACK)	5.0	RS	BITUMINOUS RECLAMATION	STP	500,000	500,000	0	0	0	0
34	MUN	69-040-01AC1	ELY	**MN127** ELY AREA JOINT PUBLIC WORKS COMPLEX (AC PAYBACK)	0.0	RB	BUILDINGS	HPP	255,000	255,000	0	0	0	0
35	EN	69-090-20	ST LOUIS COUNTY	IN DULUTH, LAKE SUPERIOR TRANSIT MUSEUM-HISTORIC LOCOMOTIVE (D&MN #14) RESTORATION	0.0	EN	HISTORIC PRESERVATION	TEA	103,500	82,800	0	0	0	20,700
36	PED/BIKE	69-090-21	REGIONAL RAIL AUTHORITY	MESABI TRAIL-BEARHEAD STATE PARK TO TOWER (AC PROJECT, PAYBACK IN 2008)	12.0	EN	PED./BIKE IMPROVEMENT	TEA	200,000	0	400,000	0	0	200,000
37	PED/BIKE	69-090-22	AURORA	AURORA LAKE, ST. JAMES RECREATIONAL AREA, BIKE TRAIL (AC PROJECT, PAYBACK IN 2008)	2.0	EN	PED./BIKE IMPROVEMENT	TEA	51,260	0	205,040	0	0	51,260
38	PED/BIKE	69-090-25	AURORA	**MN111** TRAIL EXTENSIONS TO MESABI TRAIL, CITY OF AURORA (AC PROJECT, PAYBACK IN 2007-2009)	0.0	BT	PED./BIKE IMPROVEMENT	HPP	219,830	133,932	120,255	0	0	85,898
39	CSAH 596	69-596-04AC1	ST LOUIS COUNTY	**MN123** CONSTRUCTION OF A NEW ROAD BETWEEN HOYT LAKES & BABBITT (AC PAYBACK)	25.0	MC	GRADE AND SURFACE	HPP	408,000	408,000	0	0	0	0
40	CSAH 7	69-607-40	ST LOUIS COUNTY	ST LOUIS CSAH 103 & TH 169 TO 9TH ST N, RECONSTRUCT	0.8	RC	GRADE AND SURFACE	STP	1,000,000	800,000	0	0	0	200,000
41	CSAH 13	69-613-28	ST LOUIS COUNTY	MIDWAY ROAD, THOMPSON HILL TO TH 2, RECLAIM, TRUCK LANES	5.3	RD	BITUMINOUS RECLAMATION	STP	2,800,000	2,240,000	0	0	0	560,000
42	PED/BIKE	91-030-07	ARDC	DULUTH SUPERIOR BIKEWAYS PLAN PHASE II	0.0	EN	PLANNING	TEA	124,840	99,872	0	0	0	24,968
43	EN	91-070-13	ARDC	NE MINNESOTA BICYCLE EDUCATION PROGRAM	0.0	EN	PLANNING	TEA	70,411	52,561	0	0	0	17,850
44	PED/BIKE	118-090-11	DULUTH	IN DULUTH, LAKEWALK EAST EXTENSION PHASE I	1.0	EN	PED./BIKE IMPROVEMENT	TEA	600,000	400,000	0	0	0	200,000
45	PED/BIKE	118-090-14	DULUTH	**MN146** MUNGER TRAIL EXTENSION, DULUTH (AC PROJECT, PAYBACK IN 2007-2009)	6.0	BT	PED./BIKE IMPROVEMENT	HPP	2,275,000	1,283,624	1,275,000	0	0	991,376

ATP: 1
Fiscal Year: 2007

STIP for FY 2007-2009

Seq #	Route System	Project Number	Agency	Description	Miles	Program	Type of Work	Proposed Funds	Total	FHWA	AC	FTA	TH	Other
46	MSAS 107	118-107-11AC1	DULUTH	**MN179** ON CENTRAL AVE TO GRAND AVE IN DULUTH, RECONSTRUCT & STREETScape (AC PAYBACK)	0.5	RC	GRADE AND SURFACE	HPP	102,000	102,000	0	0	0	0
47	CSAH 1	118-199-02 & 69-601-01	DULUTH, ST LOUIS COUNTY	**MN178** RELOCATION OF AIRPORT ROAD, CIRrus DRIVE, TH 53 NEAR DULUTH INT'L AIRPORT IN DULUTH AND HERMANTOWN (AC PROJECT, PAYBACK IN 2007-2009)	0.8	RC	GRADE AND SURFACE	HPP	1,591,000	872,865	867,000	0	0	718,135
48	PED/BIKE	129-090-02AC	GRAND RAPIDS	CITY OF GRAND RAPIDS MULTI-USE TRAIL, BIKE TRAIL (AC PAYBACK)	2.0	EN	PED/BIKE IMPROVEMENT	TEA	118,457	118,457	0	0	0	0
49	MSAS 119	129-119-05AC	GRAND RAPIDS	CSAH 3 TO 17TH STREET SE IN GRAND RAPIDS, RECONSTRUCT (AC PAYBACK)	1.0	RC	GRADE AND SURFACE	STP	1,074,000	1,074,000	0	0	0	0
50	MSAS 104	202-104-10AC	HERMANTOWN	ARROWHEAD ROAD FROM JCT TH 53 TO UGSTAD ROAD, RESURFACING (AC PAYBACK)	2.5	RS	MILL AND OVERLAY	STP	787,212	787,212	0	0	0	0
51	TH 1	3801-13	MN/DOT	12.2 MI S OF ELY, REPLACE BR 5610 OVER THE KAWISHIWI RIVER	0.0	BR	BRIDGE REPLACEMENT	BR	2,184,000	1,747,200	0	0	436,800	0
52	TH 1	3802-18	MN/DOT	1.6 MI S OF STONEY RIVER TO LAKE CSAH 2, GRADE, SURFACE	4.7	RC	GRADE AND SURFACE	FH	4,240,000	3,392,000	0	0	848,000	0
53	TH 1	6902-23	MN/DOT	5.6 MI W OF TOWER OVER THE PIKE RIVER, REPLACE BR # BR 2182 AND APPROACHES	0.0	SC, BR, RS	BRIDGE REPLACEMENT	BR	662,000	529,600	0	0	132,400	0
54	TH 1	6902-25	MN/DOT	BETWEEN PIKE RIVER BRIDGE & JCT TH 169, CULVERT REPLACEMENTS BRIDGE #2182	0.0	RS	CULVERT REPLACEMENT	SF	125,000	0	0	0	125,000	0
55	TH 1, 169	6936-16	MN/DOT	INTERSECTION OF TH 1 AND ST. LOUIS CO RD 77, TURN LANES, N JCT TH 53 TO PIKE RIVER, 6 TURN LANES (ELLA)	0.0	SH	TURN LANES	HSIP	1,037,891	934,102	0	0	103,789	0
56	TH 23	5801-18	MN/DOT	TH 23 - I 35 TO BR #58006 OVER BNSF RR AT BROOK PARK, BIT OVERLAY	6.8	RS	BITUMINOUS OVERLAY	NHS BH	2,263,554	1,810,843	0	0	452,711	0
57	I 35	5880-169AC	MN/DOT	CHISAGO/PINE CO LINE TO 1 MI N OF TH 48, THICK BITUMINOUS OVERLAY, CULVERTS (AC PAYBACK)	21.4	RD	BITUMINOUS OVERLAY	IM	6,552,445	6,552,445	0	0	0	0
58	I 35, 535	6980-69801AB AC	MN/DOT	JCT OF I-35/I-535 AND TH 53 IN WEST DULUTH, BR 69801A - N, 69824, 69825, 69885 BRIDGERAIL REPLACEMENT (AC PAYBACK)	0.0	BI	RAILINGS	BH	4,512,902	4,512,902	0	0	0	0
59	TH 53	6915-125AC2	MN/DOT	0.25 MI N OF SKYLINE PKWY TO TH 194 IN DULUTH, FOUR LANE EXPANSION, BR 6395 (BAP PAYBACK)	2.4	MC	BRIDGE REPLACEMENT	NHS	2,594,000	2,594,000	0	0	0	0
60	TH 53	6916-95	MN/DOT	CIRrus DRIVE PROJECT, INTERSECTION MODIFICATION, TRAFFIC SIGNALS	0.0	AM	TRAFFIC SIGNAL INST.	SF	600,000	0	0	0	600,000	0
61	TH 53	6920-45A	MN/DOT	**MN047** ST. LOUIS CO RD 307 TO 4.5 MI S OF S JCT TH 1, 4-LANE EXPRESSWAY (2001 APPROPRIATION BILL)	10.5	MC	NEW BRIDGE	HPP	15,441,866	15,441,866	0	0	0	0

ATP: 1
Fiscal Year: 2007

STIP for FY 2007-2009

Seq #	Route System	Project Number	Agency	Description	Miles	Program	Type of Work	Proposed Funds	Total	FHWA	AC	FTA	TH	Other
61	TH 53	6920-45B	MN/DOT	ST. LOUIS CO RD 307 TO 4.5 MI S OF S JCT TH 1, 4-LANE EXPRESSWAY (2004 APPROPRIATION BILL TRADE CORRIDOR)	10.5	MC	NEW BRIDGE	FFM	1,175,524	940,419	0	0	235,105	0
61	TH 53	6920-45C	MN/DOT	ST. LOUIS CO RD 307 TO 4.5 MI S OF S JCT TH 1, 4-LANE EXPRESSWAY (SAFETEA-LU NATIONAL CORRIDOR INFRASTRUCTURE IMPROVEMENT PROGRAM- TEA #20)	10.5	MC	NEW BRIDGE	NCIP	10,382,610	8,306,088	0	0	2,076,522	0
61	TH 53	6920-45C CE	MN/DOT	CONSTRUCTION ENGINEERING FOR EXPRESSWAY CONSTRUCTION FROM ST. LOUIS CO RD 307 TO 4.5 MI S OF S JCT TH 1, 4-LANE EXPRESSWAY (SAFETEA-LU NATIONAL CORRIDOR INFRASTRUCTURE IMPROVEMENT PROGRAM- TEA #20)	10.5	MC	NEW BRIDGE	NCIP	400,000	320,000	0	0	0	80,000
62	TH 53	6920-48PE	MN/DOT	PRELIMINARY ENGINEERING FOR EXPRESSWAY CONSTRUCTION FROM 4.5MI S OF S JCT TH1 TO N JCT TH 1 (SAFETEA-LU NATIONAL INFRASTRUCTURE IMPROVEMENT PROGRAM - TEA #20)	11.5	MC	NEW BRIDGE	NCIP	240,000	192,000	0	0	0	48,000
63	TH 61	1601-48PE	MN/DOT	**MN203** PRELIMINARY ENGINEERING FOR TH 61 RECONSTRUCTION FROM 2.7 MILES TO 6.2 MILES NORTH OF TOFTE, BR 8285 & 8286 (ONION RIVER TO CR 34)	3.4	RC	GRADE AND SURFACE	HPP	270,000	216,000	0	0	0	54,000
64	TH 61	1605-5923B	MN/DOT	AT THE CANADIAN BORDER OVER THE PIGEON RIVER, PAINT BR 5923	0.0	BI	PAINT BRIDGE	SF	193,000	0	0	0	193,000	0
65	TH 61	3804-57	MN/DOT	CN RR BRIDGE #38001 IN TWO HARBORS TO 0.6 MI N, MILL & INLAY	0.6	RS	MILL AND OVERLAY	SF	496,248	0	0	0	496,248	0
66	TH 61	3806-60PE	MN/DOT	**MN136** PRELIMINARY ENGINEERING FOR RECONSTRUCT TH 61 FROM SPLIT ROCK RIVER TO CHAPINS CURVE, BR 8285 & 8286, INCLUDING CONSTRUCTION OF THE GITCHI GAMI SPUR TRAIL BETWEEN MAIN TRAIL AND SILVER BAY MARINA ALONG THE TH 61 ROADWAY SEGMENT	3.4	RC	GRADE AND SURFACE	HPP	190,000	152,000	0	0	0	38,000
67	TH 61	3807-44AC2	MN/DOT	SILVER BAY TO 1.7 MI S OF TH 1, RECONSTRUCT AND BR 3887 (AC PAYBACK)	2.8	RC	GRADE AND SURFACE	NHS	1,427,921	1,427,921	0	0	0	0
68	TH 61	3807-57	MN/DOT	SILVER BAY TO 1.7 MI S OF TH 1, LANDSCAPING	2.8	RB	LANDSCAPING	SF	259,000	0	0	0	259,000	0
69	TH 61	6925-126	MN/DOT	26TH AVE EAST TO LESTER RIVER IN ST LOUIS CO, MILL & INLAY	2.3	RS	MILL AND OVERLAY	SF	1,140,241	0	0	0	1,140,241	0
70	TH 61	6925-88548	MN/DOT	IN DULUTH NEAR 32ND AVE E, REPAIR BR 88548 AT TISCHERS CREEK	0.0	BI	BRIDGE REPAIR	SF	315,000	0	0	0	315,000	0
71	TH 65	3809-25	MN/DOT	6.8 MI N OF KOOCHICHING CO LINE, REPLACE BR 5721 OVER LITTLEFORK RIVER (AC PROJECT, PAYBACK IN 2008)	0.1	BR	BRIDGE REPLACEMENT	BR	1,391,000	500,000	3,063,000	0	891,000	0

ATP: 1
Fiscal Year: 2007

STIP for FY 2007-2009

Seq #	Route System	Project Number	Agency	Description	Miles	Program	Type of Work	Proposed Funds	Total	FHWA	AC	FTA	TH	Other
71	TH 65	3609-25S	MN/DOT	6.8 MI N OF KOOSKICHING CO LINE, REPLACE BR 5721 OVER LITTLEFORK RIVER (AC PROJECT, PAYBACK IN 2008)	0.1	BR	HISTORIC PRESERVATION	TEA	1,500,000	1,200,000	0	0	300,000	0
72	TH 169	3116-106	MN/DOT	**MN012** COLERAINE TO 0.6 MI W OF ITASCA CSAH 15, MAJOR CONST (FOUR LANE DIVIDED)(TEA-21 HPP) (AC PROJECT, PAYBACK IN 2008)	2.4	MC	GRADE AND SURFACE	HPP NHS	7,237,873	4,959,603	4,027,416	0	2,246,755	31,515
73	TH 169	6904-46PE	MN/DOT	**MN202**PRELIMINARY ENGINEERING FOR RECONSTRUCTING TH 169 FROM 0.3 MILES WEST OF THE SIX MILE LAKE RD TO DEER HAVEN RD (EAGLES NEST LAKE AREA)	4.0	RC	GRADE AND SURFACE	HPP	140,000	112,000	0	0	0	28,000
74	TH 169	6948-11	MN/DOT	US FOREST RANGER STATION NEAR ELY, TURN LANES (ELLA)	0.4	AM	TURN LANES	LF	225,142	0	0	0	0	225,142
75	TH 210	0915-29	MN/DOT	JCT TH 73 TO JCT CARLTON CSAH 61, MILL AND INLAY	20.3	RS	MILL AND INLAY	STP	2,993,956	2,395,165	0	0	598,791	0
76	TH 999	8821-113	MN/DOT	RESURFACING ON TH 18, 23, 123, TH 48, SHOULDER REPAIRS ON TH 70 AND I-35	20.1	RS	MILL AND OVERLAY	SF	5,395,074	0	0	0	5,350,074	45,000
77	TH 999	8821-115	MN/DOT	DISTRICTWIDE SETASIDES - CULVERT REPLACEMENT - 2007	0.0	RS	CULVERT REPLACEMENT	SF	1,273,993	0	0	0	1,273,993	0
78	TH 999	8821-116	MN/DOT	DISTRICTWIDE SETASIDES - GUARDRAIL REPLACEMENT - 2007	0.0	SC	GUARD RAIL	SF	1,363,000	0	0	0	1,363,000	0
79	TH 999	8801-CA-07	MN/DOT	DISTRICTWIDE SETASIDES - CONSULTANT AGREEMENTS - 2007	0.0	CA	MISCELLANEOUS	SF	1,050,000	0	0	0	1,050,000	0
80	TH 999	8801-RB-07	MN/DOT	DISTRICTWIDE SETASIDES - LANDSCAPE PARTNERSHIPS - 2007	0.0	RB	LANDSCAPING	SF	50,000	0	0	0	50,000	0
81	TH 999	8801-RW-07	MN/DOT	DISTRICTWIDE SETASIDES - R/W ACQUISITION/ACC MGMT - 2007	0.0	RW	RIGHT OF WAY	SF	3,467,000	0	0	0	3,467,000	0
82	TH 999	8801-RX-07	MN/DOT	DISTRICTWIDE SETASIDES - ROAD REPAIR - 2007	0.0	RX	ROAD REPAIR	SF	2,775,000	0	0	0	2,775,000	0
83	TH 999	8801-SA-07	MN/DOT	DISTRICTWIDE SETASIDES -SUPP AGREE/COST OVERRUNS-2007	0.0	SA	SUPP. AGREE. & COST OVERRUNS	SF	2,500,000	0	0	0	2,500,000	0
84	TH 999	8801-SC-07	MN/DOT	DISTRICTWIDE SETASIDES - SAFETY CAPACITY - 2007	0.0	SC	RIPING	SF	843,000	0	0	0	843,000	0
Summary for Year = 2007 (89 projects)									133,424,471	\$80,689,962	\$13,893,361	\$2,191,977	\$30,122,429	\$20,420,103

ATP: 1
Fiscal Year: 2008

STIP for FY 2007-2009

Seq #	Route System	Project Number	Agency	Description	Miles	Program	Type of Work	Proposed Funds	Total	FHWA	AC	FTA	TH	Other
85	BB	TRF-0005-08	MN/DOT	SECT 5311: AEOA TRANSIT OPERATING ASSISTANCE	0.0	OB	OPERATE BUS	FTA	3,238,716	0	0	561,690	0	2,677,026
86	BB	TRF-0012-08	MN/DOT	SECT 5311: CLOQUET TRANSIT OPERATING ASSISTANCE	0.0	OB	OPERATE BUS	FTA	0	0	0	0	0	0
87	BB	TRF-0016-08A	DULUTH TRANSIT AUTHORITY	SECT 5307: DULUTH DIAL-A-RIDE TRANSIT OPERATING ASSISTANCE	0.0	B9	OPERATE BUS	LF	458,039	0	0	0	0	458,039
88	BB	TRF-0016-08B	DULUTH TRANSIT AUTHORITY	SECT 5307: DULUTH TRANSIT OPERATING ASSISTANCE REGULAR ROUTE	0.0	B9	OPERATE BUS	FTA	8,524,804	0	0	1,105,000	0	7,419,804
89	BB	TRF-0016-08C	DULUTH TRANSIT AUTHORITY	SECT. 5307: DULUTH TRANSIT CAPITAL	0.0	B9	BUS GRANT CAPITAL IMPROVEMENT	FTA	188,702	0	0	150,962	0	37,740
90	BB	TRF-0022-08	MN/DOT	SECT 5311: HIBBING TRANSIT OPERATING ASSISTANCE	0.0	OB	OPERATE BUS	FTA	215,310	0	0	41,610	0	173,700
91	BB	TRF-0061-08	MN/DOT	SECT 5311: VIRGINIA TRANSIT OPERATING ASSISTANCE	0.0	OB	OPERATE BUS	FTA	209,050	0	0	44,715	0	164,335
92	BB	TRS-0005-08	MN/DOT	ARROWHEAD TRANSIT, PURCHASE 8 BUSES, 6 (CLASS 500), 2 (CLASS 400)	0.0	TR	PURCHASE BUS	STP	824,000	659,200	0	0	0	164,800
93	BB	TRS-0012-08	MN/DOT	CITY OF CLOQUET, PURCHASE 1 BUS (CLASS 500)	0.0	TR	PURCHASE BUS	STP	103,000	82,400	0	0	0	20,600
94	BB	TRS-0016-08	DULUTH TRANSIT AUTHORITY	DULUTH TRANSIT AUTHORITY, PURCHASE 6 BUSES (CLASS 400)	0.0	TR	PURCHASE BUS	STP	342,000	273,600	0	0	0	68,400
95	BB	TRS-0016-08T	MN/DOT	DULUTH, PURCHASE 2 BUSES (CLASS 700)	0.0	TR	PURCHASE BUS	STP	600,000	480,000	0	0	0	120,000
96	BB	TRS-0022-08	MN/DOT	CITY OF HIBBING, PURCHASE 2 BUSES (CLASS 500)	0.0	TR	PURCHASE BUS	STP	206,000	164,800	0	0	0	41,200
97	BB	TRS-0061-08	MN/DOT	CITY OF VIRGINIA, PURCHASE 1 BUS (CLASS 500)	0.0	TR	PURCHASE BUS	STP	100,000	80,000	0	0	0	20,000
98	RR	69-00179	MN/DOT	CSAH 7/IRON JCT, EVELETH (4 MI SW), ST. LOUIS COUNTY, ADD CANTILEVERS (CURRENT DEVICE GATES-TRUCK STOPPING LANE)	0.0	SR	RR X-ING IMPROVEMENTS	RRS	200,000	180,000	0	0	0	20,000
99	RR	69-00180	MN/DOT	CSAH 98, CANOSIA RD, MUNGER, ST. LOUIS COUNTY, UPGRADE TO GATES (CURRENTLY FLASHERS-RESTRICTED SIGHT LINE CLEARING)	0.0	SR	RR X-ING IMPROVEMENTS	RRS	200,000	180,000	0	0	0	20,000
100	PED/BIKE	01-090-02	AITKIN	**MN182** EXTEND CUYUNA RANGE AND GREAT RIVER ROAD TRAILS NEAR AITKIN (AC PROJECT, PAYBACK IN 2008-2009)	2.5	BT	PED/BIKE IMPROVEMENT	HPP	345,600	218,704	108,800	0	0	126,896
101	CSAH 10, 21	01-610-22	AITKIN COUNTY	**MN140** CONSTRUCT ROADWAY IMPROVEMENTS ON THE GREAT RIVER ROAD ON CSAH 10 AND CSAH 21 IN AITKIN COUNTY (PHASE II)(AC PROJECT, PAYBACK IN 2009)	7.0	RC	GRADE AND SURFACE	HPP	2,620,444	1,738,444	159,112	0	0	882,000

ATP: 1
Fiscal Year: 2008

STIP for FY 2007-2009

Seq #	Route System	Project Number	Agency	Description	Miles	Program	Type of Work	Proposed Funds	Total	FHWA	AC	FTA	TH	Other
102	PED/BIKE	09-090-01	CARLTON COUNTY	CARLTON TO CLOQUET CONNECTOR (PHASE I), BIKE TRAIL (AC PROJECT, PAYBACK IN 2009)	3.0	EN	PED/BIKE IMPROVEMENT	TEA	100,000	0	400,000	0	0	100,000
103	CITY 4	09-569-04AC1	CARLTON	**MN200 CONSTRUCT 4TH STREET OVERPASS GRADE SEPARATION CROSSING BNSF RAILROAD, CITY OF CARLTON (AC PAYBACK)	0.0	BR	NEW BRIDGE	HPP	27,172	27,172	0	0	0	0
104	TWN	09-569-05AC1	TWIN LAKES TOWNSHIP	**MN201** CONSTRUCT PFEIFER ROAD, REMOVE 10 FOOT RAISED CROSSING, TWIN LAKES TOWNSHIP (AC PAYBACK)	0.0	RC	GRADE AND SURFACE	HPP	34,234	34,234	0	0	0	0
105	CSAH 61	09-661-18AC1	CARLTON COUNTY	**MN169** CSAH 61 - RECONDITIONING AND TRAIL CONNECTIONS BARNUM TO TH 210 (HAC PAYBACK)	0.0	RD	BITUMINOUS RECLAMATION	HPP	285,600	285,600	0	0	0	0
106	CSAH 61	09-661-20AC1	CARLTON COUNTY	**MN113** CSAH 61, SOUTH CO LINE TO TH 73 IN MOOSE LAKE, RECONDITIONING (AC PAYBACK)	0.0	RS	BITUMINOUS RECLAMATION	HPP	42,976	42,976	0	0	0	0
107	EN	16-090-02AC	TOFTE	TOFTE LAKE WALK PROJECT, HISTORIC AND CULTURAL INTERPRETATION (AC PAYBACK)	0.0	EN	HISTORIC PRESERVATION	TEA	89,720	89,720	0	0	0	0
108	CSAH 8	16-608-10	COOK COUNTY	**MN108** PHASE III OF DEVIL TRACK ROAD PROJECT, COOK COUNTY (AC PROJECT, PAYBACK IN 2008-2009)	3.5	RC	GRADE AND SURFACE	HPP	1,796,000	820,139	408,000	0	0	975,861
109	PED/BIKE	31-090-04AC1	REGIONAL RAIL AUTHORITY	**MN175** CONSTRUCT MESABI TRAIL FROM GRAND RAPIDS TO ELY (AC PAYBACK)	0.0	BT	PED/BIKE IMPROVEMENT	HPP	459,000	459,000	0	0	0	0
110	CSAH 61	31-661-07AC1	COLERAINE	**MN164** CSAH 61 IMPROVEMENTS, CITY OF COLERAINE (AC PAYBACK)	0.5	RC	GRADE AND SURFACE	HPP	66,640	66,640	0	0	0	0
111	CSAH 102	36-702-01AC1	KOOCHICHING COUNTY	**MN157** RECONSTRUCT UNORGANIZED TOWNSHIP ROAD 488 FROM CSAH 138, KOOCHICHING COUNTY (AC PAYBACK)	0.0	RC	GRADE AND SURFACE	HPP	139,400	139,400	0	0	0	0
112	CSAH 155	36-755-01AC1	KOOCHICHING COUNTY	**MN133** CONSTRUCT ROAD BETWEEN HIGHWAY 332 AND TH 11 INCLUDING A SIGNALIZED RAIL ROAD CROSSING (AC PAYBACK)	0.0	MC	GRADE AND SURFACE	HPP	40,800	40,800	0	0	0	0
113	PED/BIKE	38-090-04	LAKE COUNTY	**MN145** CONSTRUCT TWO HARBORS HIGH SCHOOL TRAIL CONNECTING TWO HARBORS HIGH SCHOOL TO TWO HARBORS CITY (PHASE II) (AC PROJECT PAYBACK IN 2008-2009)	1.0	BT	PED/BIKE IMPROVEMENT	HPP	568,814	406,674	90,372	0	0	162,140
114	CSAH 4,5 & 38-605-09AAC1	38-604-13AAC1	LAKE COUNTY	**MN153** CSAH 4 AND CSAH 5 (FOREST HIGHWAY 11) BETWEEN CSAH 15 & TH 61, SILVER BAY, RECONSTRUCTION (AC PAYBACK)	0.0	RC	GRADE AND SURFACE	HPP	85,185	85,185	0	0	0	0
115	CSAH 4,5	38-604-14	LAKE COUNTY	**MN153** CSAH 4 AND CSAH 5 (FOREST HIGHWAY 11) BETWEEN CSAH 15 & TH 61, SILVER BAY, SURFACING (2008 CONVERSION)	0.0	RC	SURFACING	HPP	400,000	151,455	151,455	0	0	248,545
116	CSAH 46	58-646-23	PINE COUNTY	ON CSAH 46, BETWEEN PINE CO CSAH 61 AND PINE CR 169, PAVEMENT RECLAMATION	8.5	RS	BITUMINOUS RECLAMATION	STP	1,050,000	525,000	0	0	0	525,000

ATP: 1
Fiscal Year: 2008

STIP for FY 2007-2009

Seq #	Route System	Project Number	Agency	Description	Miles	Program	Type of Work	Proposed Funds	Total	FHWA	AC	FTA	TH	Other
117	MUN	69-040-01AC2	ELY	**MN127** ELY AREA JOINT PUBLIC WORKS COMPLEX (AC PAYBACK)	0.0	RB	BUILDINGS	HPP	255,000	255,000	0	0	0	0
118	PED/BIKE	69-090-21AC	REGIONAL RAIL AUTHORITY	MESABI TRAIL, BEARHEAD STATE PARK TO TOWER (AC PAYBACK)	12.0	EN	PED/BIKE IMPROVEMENT	TEA	400,000	400,000	0	0	0	0
119	PED/BIKE	69-090-22AC	AURORA	AURORA LAKE, ST. JAMES RECREATIONAL AREA, BIKE TRAIL (AC PAYBACK)	2.0	EN	PED/BIKE IMPROVEMENT	TEA	205,040	205,040	0	0	0	0
120	PED/BIKE	69-090-25AC1	AURORA	**MN111** TRAIL EXTENSIONS TO MESABI TRAIL, CITY OF AURORA (AC PAYBACK)	0.0	BT	PED/BIKE IMPROVEMENT	HPP	40,085	40,085	0	0	0	0
121	EN	69-596-03	ST LOUIS COUNTY	IN MOUNTAIN IRON, STREETScape (AC PROJECT, PAYBACK IN 2009)	0.7	EN	ENHANCEMENT	TEA	35,820	0	143,280	0	0	35,820
122	CSAH 596	69-596-04AC2	ST LOUIS COUNTY	**MN123** CONSTRUCTION OF A NEW ROAD BETWEEN HOYT LAKES & BABBITT (AC PAYBACK)	25.0	MC	GRADE AND SURFACE	HPP	408,000	408,000	0	0	0	0
123	CSAH 6	69-606-17	ST LOUIS COUNTY	MAPLE GROVE RD FROM TH 53 TO WESTBERG ROAD, WIDEN TO FIVE LANES, SIGNAL REVISIONS	0.9	RC	GRADE AND SURFACE	STP	4,934,642	3,947,714	0	0	0	986,928
124	CSAH 7	69-607-43	ST LOUIS COUNTY	JCT ST LOUIS COUNTY 101 TO JCT TH 37, PAVEMENT RECLAMATION	4.4	RS	BITUMINOUS RECLAMATION	STP	880,000	704,000	0	0	0	176,000
125	CSAH 91	69-691-20	ST LOUIS COUNTY	**MN156** ST LOUIS CSAH 91 FROM DM&IR RAILROAD CROSSING AT 8TH ST. IN DULUTH TO CSAH 56, RECONSTRUCT (AC PROJECT, PAYBACK IN 2008-2009)	2.3	RC	GRADE AND SURFACE	HPP	4,320,000	2,733,799	1,360,000	0	0	1,586,201
126	CSAH 91	69-691-22 & 118-198-01 & 202-102-02	ST LOUIS CO, DULUTH, HERMANTOWN	INTERSECTION OF HAINES RD, PIEDMONT AVE, AND HERMANTOWN RD, INTERSECTION OF HAINES RD AND ANDERSON RD, TWO TRAFFIC SIGNAL INSTALLATIONS	0.0	SC	TRAFFIC SIGNAL INST.	STP	425,000	340,000	0	0	0	85,000
127	LOCAL 999	88-NPS-08	NATIONAL PARK SERVICE	**MN176** HERITAGE CENTER AT GRAND PORTAGE NATIONAL MONUMENT (AC PROJECT, PAYBACK IN 2008-2009)	0.0	RB	BUILDINGS	HPP	1,762,000	956,829	476,000	0	0	805,171
128	LOCAL 999	88-UFS-08	N ITASCA JT POWERS BOARD, US FOREST SERVICE	**MN195** EDGE OF WILDERNESS DISCOVERY CENTER, MARCELL (AC PROJECT, PAYBACK IN 2008-2009)	0.0	RB	BUILDINGS	HPP	919,930	321,904	160,140	0	0	598,026
129	EN	91-070-14	ARDC	NE MINNESOTA BICYCLE EDUCATION PROGRAM (AC PROJECT, PAYBACK IN 2009)	0.0	EN	PLANNING	TEA	15,333	0	61,330	0	0	15,333
130	PED/BIKE	92-090-27	MN DNR	**MN118** CONSTRUCTION GITCHI GAMI STATE TRAIL, LUTSEN PHASE CR 34 TO LOCKPORT STORE (AC PROJECT, PAYBACK IN 2008-2009)	4.2	BT	PED/BIKE IMPROVEMENT	HPP TEA	915,000	716,725	170,000	0	0	198,275
131	PED/BIKE	118-090-13	DULUTH	LAKEWALK EXTENSION PHASE II, 36TH TO 47TH AVENUE, BIKE TRAIL (AC PROJECT, PAYBACK IN 2009)	1.1	EN	PED/BIKE IMPROVEMENT	TEA	200,000	0	400,000	0	0	200,000

ATP: 1
Fiscal Year: 2008

STIP for FY 2007-2009

Seq #	Route System	Project Number	Agency	Description	Miles	Program	Type of Work	Proposed Funds	Total	FHWA	AC	FTA	TH	Other
132	PED/BIKE	118-090-14AC1	DULUTH	**MN146** MUNGER TRAIL EXTENSION, DULUTH (AC PAYBACK)	6.0	BT	PED/BIKE IMPROVEMENT	HPP	425,000	425,000	0	0	0	0
133	PED/BIKE	118-090-34	DULUTH	SEVEN BRIDGES ROAD REHABILITATION, REPLACE BITUMINOUS PAVEMENT CONNECTING HISTORIC BRIDGES (AC PROJECT, PAYBACK IN 2009)	1.4	EN	BITUMINOUS RECLAMATION	TEA	64,086	0	256,342	0	0	64,086
134	MSAS 107	118-107-11AC2	DULUTH	**MN179** ON CENTRAL AVE TO GRAND AVE IN DULUTH, RECONSTRUCT & STREETScape (AC PAYBACK)	0.5	RC	GRADE AND SURFACE	HPP	102,000	102,000	0	0	0	0
135	CSAH 1	118-199-02AC1 & 69-601-01AC1	DULUTH, ST LOUIS COUNTY	**MN178** RELOCATION OF AIRPORT ROAD, CIRrus DRIVE, TH 53 NEAR DULUTH INT'L AIRPORT IN DULUTH AND HERMANTOWN(AC PAYBACK)	0.8	RC	GRADE AND SURFACE	HPP	289,000	289,000	0	0	0	0
136	CITY	118-202-01 & 118-201-01 & 118-196-03	DULUTH	IN DULUTH, BURNING TREE, MAPLE GROVE , AND SUNDBY RD RECONSTRUCT, FRONTAGE RDS & LOCAL ST CONNECT	1.2	RC	GRADE AND SURFACE	STP	2,283,692	1,826,954	0	0	0	456,738
137	MSAS 104	202-104-11	HERMANTOWN	ARROWHEAD ROAD FROM UGSTAD ROAD TO MIDWAY ROAD, RESURFACING	2.0	RS	BITUMINOUS RECLAMATION	STP	600,000	480,000	0	0	0	120,000
138	TH 1	8821-103	MN/DOT	JCT TH 65 TO W JCT TH 53 IN ST LOUIS CO, MILL & OVERLAY (ELLA)	20.7	RS	MILL AND OVERLAY SF		1,472,000	0	0	0	1,472,000	0
139	TH 2	3103-61 & 3104-51	MN/DOT	WEST LIMITS OF GRAND RAPIDS TO E JCT OF TH 169, MILL & INLAY, RECONSTRUCT & SIGNAL INTERCONNECT (ELLA)	1.6	RC	GRADE AND SURFACE	NHS	3,932,050	2,745,640	0	0	686,410	500,000
139	TH 2	3103-61S & 3104-51S	MN/DOT	WEST LIMITS OF GRAND RAPIDS TO E JCT OF TH 169, MILL & INLAY, SIGNAL INTERCONNECT, LEFT TURN LANES, REMOVE PARKING (ELLA)	1.6	SH	TRAFFIC SIGNAL REVISION	HSIP	206,950	186,255	0	0	20,695	0
139	TH 2	3104-51L	GRAND RAPIDS	INT TH 2/38 TO E JCT OF TH 169 GRAND RAPIDS, RECONSTRUCT (ELLA)	0.6	RC	GRADE AND SURFACE	NHS	400,000	320,000	0	0	0	80,000
140	TH 11	3604-71M	MN/DOT	**MN232** W KOOCICHING CO LINE TO CSAH 4, WIDEN, MILL & OVERLAY (DIST 2 PROJECT)	10.5	RD	SHOULDER WIDENING	HPP SF	3,400,000	1,700,000	0	0	1,700,000	0
141	I 35	5880-169 AC1	MN/DOT	CHISAGO/PINE CO LINE TO 1 MI N OF TH 48, THICK BITUMINOUS OVERLAY, CULVERT REPLACEMENTS BIT OVERLAY (AC PAYBACK)	21.4	RD	BITUMINOUS OVERLAY	IM	7,480,000	7,480,000	0	0	0	0
142	I 35 535	6980-69801AB AC1	MN/DOT	JCT OF I-35/I-535 AND TH 53 IN WEST DULUTH, BR 69801A - N, 69824, 69825, 69885 BRIDGERAIL REPLACEMENT (AC PAYBACK)	0.0	BI	RAILINGS	BH	1,661,032	1,661,032	0	0	0	0
143	TH 53	6915-129	MN/DOT	TH 194 TO 0.25 MI N OF HAINES ROAD IN DULUTH, NEW KOHL'S INTERSECTION AND MISC ACCESS MGMT IMPROVEMENTS	0.9	RC	GRADE AND SURFACE	NHS	5,522,400	4,417,920	0	0	1,104,480	0

ATP: 1
Fiscal Year: 2008

STIP for FY 2007-2009

Seq #	Route System	Project Number	Agency	Description	Miles	Program	Type of Work	Proposed Funds	Total	FHWA	AC	FTA	TH	Other
143	TH 53	6915-129S	MN/DOT	TH 194 TO 0.25 MI N OF HAINES ROAD IN DULUTH, NEW KOHL'S INTERSECTION AND MISC ACCESS MGMT IMPROVEMENTS	0.9	SH	GRADE AND SURFACE	HSIP	613,600	552,240	0	0	61,360	0
144	TH 53	6916-99 & 6917-126	MN/DOT	1.1 MI N OF W JCT TH 194 TO 1.6 MI N OF JCT TH 33 (NB + SB) PORTIONS, BITUMINOUS OVERLAY	20.4	RS	BITUMINOUS OVERLAY	SF	4,487,000	0	0	0	4,487,000	0
145	TH 65	0111-25	MN/DOT	0.1 MI N OF AITKIN CSAH 4 TO JCT TH 210, PAVEMENT RECLAMATION, TURN LANES (ELLA)	9.2	RS	BITUMINOUS RECLAMATION	SF	1,800,000	0	0	0	1,800,000	0
145	TH 65	0111-25S	MN/DOT	0.1 MI N OF AITKIN CSAH 4 TO JCT TH 210, PAVEMENT RECLAMATION, TURN LANES AND BYPASS LANE (ELLA)	9.2	SH	TURN LANES	HSIP	200,000	180,000	0	0	20,000	0
146	TH 65	3609-25AC	MN/DOT	6.8 MI N OF KOOCHICHING CO LINE, REPLACE BR 5721 OVER LITTLEFORK RIVER (AC PAYBACK)	1.4	BR	BRIDGE REPLACEMENT	BR	3,063,000	3,063,000	0	0	0	0
147	TH 169	3116-106AC	MN/DOT	COLERAINE TO 0.6 MI W OF ITASCA CSAH 15, MAJOR CONSTRUCT (FOUR LANE DIVIDED) (AC PAYBACK)	8.9	MC	GRADE AND SURFACE	NHS	4,027,416	4,027,416	0	0	0	0
148	TH 169	3116-125	MN/DOT	9TH AVENUE NE IN GRAND RAPIDS TO S LIM OF COLERAINE, MILL & OVERLAY	4.7	RS	MILL AND OVERLAY	SF	1,300,000	0	0	0	1,300,000	0
149	TH 169	3116-133	MN/DOT	E JCT OF TH 2 TO 9TH AVENUE IN GRAND RAPIDS, RECONSTRUCT (ELLA)	0.3	RC	GRADE AND SURFACE	NHS	1,295,563	836,450	0	0	209,113	250,000
149	TH 169	3116-133S	MN/DOT	E JCT OF TH 2 TO 9TH AVENUE IN GRAND RAPIDS, SIGNAL INTERCONNECT, LEFT TURN LANE, REMOVE PARKING (ELLA)	0.3	SH	TRAFFIC SIGNAL REVISION	HSIP	68,188	61,369	0	0	6,819	0
150	TH 194	6932-13	MN/DOT	JCT TH 2 TO JCT TH 53, MILL AND OVERLAY, CULVERTS	7.6	RS	MILL AND OVERLAY	SF	1,814,000	0	0	0	1,814,000	0
151	TH 999	8801-CA-08	MN/DOT	DISTRICTWIDE SETASIDES - CONSULTANT AGREEMENTS - 2008	0.0	CA	MISCELLANEOUS	SF	1,103,000	0	0	0	1,103,000	0
152	TH 999	8801-CL-08	MN/DOT	DISTRICTWIDE SETASIDES - CULVERT REPLACEMENT - 2008	0.0	RS	CULVERT REPLACEMENT	SF	1,103,000	0	0	0	1,103,000	0
153	TH 999	8801-RB-08	MN/DOT	DISTRICTWIDE SETASIDES - LANDSCAPE PARTNERSHIPS - 2008	0.0	RB	LANDSCAPING	SF	50,000	0	0	0	50,000	0
154	TH 999	8801-RW-08	MN/DOT	DISTRICTWIDE SETASIDES - R/W ACQUISITION/ACC MGMT - 2008	0.0	RW	RIGHT OF WAY	SF	2,500,000	0	0	0	2,500,000	0
155	TH 999	8801-RX-08	MN/DOT	DISTRICTWIDE SETASIDES - ROAD REPAIR - 2008	0.0	RX	ROAD REPAIR	SF	2,800,000	0	0	0	2,800,000	0
156	TH 999	8801-SA-08	MN/DOT	DISTRICTWIDE SETASIDES - SUPP AGREE/COST OVERRUNS-2008	0.0	SA	SUPP. AGREE. & COST OVERRUNS	SF	3,000,000	0	0	0	3,000,000	0

ATP: 1
Fiscal Year: 2008

STIP for FY 2007-2009

Seq #	Route System	Project Number	Agency	Description	Miles	Program	Type of Work	Proposed Funds	Total	FHWA	AC	FTA	TH	Other
157	TH 999	8801-SC-08	MN/DOT	DISTRICTWIDE SETASIDES - SAFETY CAPACITY - 2008	0.0	SC	RIPING	SF	2,564,000	0	0	0	2,564,000	0
Summary for Year = 2008 (78 projects)									\$98,904,033	\$48,614,516	\$4,344,831	\$1,903,977	\$27,801,876	\$20,583,664

ATP: 1
Fiscal Year: 2009

STIP for FY 2007-2009

Seq #	Route System	Project Number	Agency	Description	Miles	Program	Type of Work	Proposed Funds	Total	FHWA	AC	FTA	TH	Other
158	BB	TRF-0005-09	MN/DOT	SECT 5311: AEOA TRANSIT OPERATING ASSISTANCE	0.0	OB	OPERATE BUS	FTA	3,335,877	0	0	561,690	0	2,774,187
159	BB	TRF-0012-09	MN/DOT	SECT 5311: CLOQUET TRANSIT OPERATING ASSISTANCE	0.0	OB	OPERATE BUS	FTA	0	0	0	0	0	0
160	BB	TRF-0016-09A	DULUTH TRANSIT AUTHORITY	SECT 5307: DULUTH DIAL-A-RIDE TRANSIT OPERATING ASSISTANCE	0.0	B9	OPERATE BUS	LF	471,780	0	0	0	0	471,780
161	BB	TRF-0016-09B	DULUTH TRANSIT AUTHORITY	SECT 5307: DULUTH TRANSIT OPERATING ASSISTANCE REGULAR ROUTE	0.0	B9	OPERATE BUS	FTA	8,780,548	0	0	1,105,000	0	7,675,548
162	BB	TRF-0016-09C	DULUTH TRANSIT AUTHORITY	SECT. 5307: DULUTH TRANSIT CAPITAL	0.0	B9	BUS GRANT CAPITAL IMPROVEMENT	FTA	188,702	0	0	150,962	0	37,740
163	BB	TRF-0022-09	MN/DOT	SECT 5311: HIBBING TRANSIT OPERATING ASSISTANCE	0.0	OB	OPERATE BUS	FTA	221,769	0	0	41,610	0	180,159
164	BB	TRF-0061-09	MN/DOT	SECT 5311: VIRGINIA TRANSIT OPERATING ASSISTANCE	0.0	OB	OPERATE BUS	FTA	215,322	0	0	44,715	0	170,607
165	BB	TRS-0005-09	MN/DOT	ARROWHEAD TRANSIT-PURCHASE 4 BUSES (CLASS 500)	0.0	TR	PURCHASE BUS	STP	424,000	339,200	0	0	0	84,800
166	BB	TRS-0016-09	DULUTH TRANSIT AUTHORITY	DTA-PURCHASE 8 BUSES (CLASS 700)	0.0	TR	PURCHASE BUS	STP	3,448,000	2,758,400	0	0	0	689,600
167	RR	69-00181	MN/DOT	CNTY 310, KEENAN RD, ST. LOUIS COUNTY, INSTALL GATES	0.0	SR	RAILROAD SIGNALS	RRS	225,000	202,500	0	0	0	22,500
168	RR	69-00182	MN/DOT	CSAH 44, BRIMSON RD, ROLLINS (1/2 MI. S), ST. LOUIS COUNTY, INSTALL GATES	0.0	SR	RAILROAD SIGNALS	RRS	225,000	202,500	0	0	0	22,500
169	RR	69-00183	MN/DOT	CSAH 52, 1 MI NW OF KELSEY, INSTALL GATES	0.0	SR	RAILROAD SIGNALS	RRS	225,000	202,500	0	0	0	22,500
170	RR	69-00184	MN/DOT	CSAH 133, ST. LOUIS COUNTY, INSTALL GATES	0.0	SR	RAILROAD SIGNALS	RRS	225,000	202,500	0	0	0	22,500
171	PED/BIKE	01-090-02AC	AITKIN	**MN182** EXTEND CUYUNA RANGE AND GREAT RIVER ROAD TRAILS NEAR AITKIN (AC PAYBACK)	2.5	BT	PED/BIKE IMPROVEMENT	HPP	54,400	54,400	0	0	0	0
172	CSAH 4	01-604-09	AITKIN COUNTY	JCT TH 47 TO JCT TH 65, PAVEMENT RECLAMATION	14.4	RS	BITUMINOUS RECLAMATION	STP	1,080,000	864,000	0	0	0	216,000
173	CSAH 10, 21	01-610-22AC	AITKIN COUNTY	**MN140** CONSTRUCT ROADWAY IMPROVEMENTS ON THE GREAT RIVER ROAD ON CSAH 10 AND CSAH 21 IN AITKIN COUNTY (PHASE II)(AC PAYBACK)	7.0	RC	GRADE AND SURFACE	HPP	159,112	159,112	0	0	0	0
174	CSAH 10, 21	01-610-24AC	AITKIN COUNTY	**MN140** CONSTRUCT ROADWAY IMPROVEMENTS ON THE GREAT RIVER ROAD ON CSAH 10 AND CSAH 21 IN AITKIN COUNTY (PHASE III)(2009 CONVERSION)	7.0	RC	GRADE AND SURFACE	HPP	2,000,000	1,277,000	330,440	0	0	723,000

ATP: 1
Fiscal Year: 2009

STIP for FY 2007-2009

Seq #	Route System	Project Number	Agency	Description	Miles	Program	Type of Work	Proposed Funds	Total	FHWA	AC	FTA	TH	Other
175	PED/BIKE	09-090-01AC	CARLTON COUNTY	CARLTON TO CLOQUET CONNECTOR (PHASE I), BIKE TRAIL (AC PAYBACK)	3.0	EN	PED/BIKE IMPROVEMENT	TEA	400,000	400,000	0	0	0	0
176	PED/BIKE	09-090-03	CARLTON COUNTY	ST LOUIS RIVER TRAIL, PHASE II, SCANLON PARK & RIDE TO 29TH ST (AC PROJECT, PAYBACK IN 2010)	1.5	EN	PED/BIKE IMPROVEMENT	TEA	100,000	0	400,000	0	0	100,000
177	CITY 4	09-596-04AC2	CARLTON	**MN200** CONSTRUCT 4TH STREET OVERPASS GRADE SEPARATION CROSSING BNSF RAILROAD, CITY OF CARLTON (AC PAYBACK)	0.0	BR	NEW BRIDGE	HPP	27,172	27,172	0	0	0	0
178	TWN	09-596-05AC2	TWIN LAKES TOWNSHIP	**MN201** CONSTRUCT PFEIFER ROAD, REMOVE 10 FOOT RAISED CROSSING, TWIN LAKES TOWNSHIP (AC PAYBACK)	0.0	RC	GRADE AND SURFACE	HPP	34,234	34,234	0	0	0	0
179	CSAH 4	09-604-29	CARLTON COUNTY	JCT CARLTON CO CSAH 1 TO TH 23, BITUMINOUS OVERLAY	4.5	RS	BITUMINOUS OVERLAY	STP	585,000	468,000	0	0	0	117,000
180	CSAH 61	09-661-18AC2	CARLTON COUNTY	**MN169** CSAH 61 - RECONDITIONING AND TRAIL CONNECTIONS BARNUM TO TH 210 (AC PAYBACK)	0.0	RD	BITUMINOUS RECLAMATION	HPP	285,600	285,600	0	0	0	0
181	CSAH 61	09-661-20AC2	CARLTON COUNTY	**MN113** CSAH 61, SOUTH CO LINE TO TH 73 IN MOOSE LAKE, RECONDITIONING (AC PAYBACK)	0.0	RS	BITUMINOUS RECLAMATION	HPP	42,976	42,976	0	0	0	0
182	CSAH 8	16-608-10AC1	COOK COUNTY	**MN108** PHASE III OF DEVIL TRACK ROAD PROJECT, COOK COUNTY (AC PAYBACK)	3.5	RC	GRADE AND SURFACE	HPP	204,000	204,000	0	0	0	0
183	CSAH 12	16-612-71	COOK COUNTY	FROM HEDSTROM MILL TO 0.2 MI S OF FR 140 (TROUT LAKE RD), PAVEMENT RECLAMATION	4.7	RS	BITUMINOUS RECLAMATION	STP	2,000,000	250,000	0	0	0	1,750,000
184	PED/BIKE	31-090-04AC2	REGIONAL RAIL AUTHORITY	**MN175** CONSTRUCT MESABI TRAIL FROM GRAND RAPIDS TO ELY (AC PAYBACK)	0.0	BT	PED/BIKE IMPROVEMENT	HPP	459,000	459,000	0	0	0	0
185	CSAH 7	31-607-26	ITASCA COUNTY	**MN183** CSAH 7 BETWEEN ITASCA CR 341 AND THE SCENIC STATE PARK ENTRANCE, RECONSTRUCT (2009 CONVERSION)	6.5	RC	GRADE AND SURFACE	HPP	3,200,000	2,184,831	435,200	0	0	1,015,169
186	CSAH 35	31-635-05	ITASCA COUNTY	INGER TO JCT TH 6, PAVEMENT RECLAMATION	11.3	RS	BITUMINOUS RECLAMATION	STP	2,000,000	1,600,000	0	0	0	400,000
187	CSAH 61	31-661-07AC2	COLERAINE	**MN164** CSAH 61 IMPROVEMENTS, CITY OF COLERAINE (AC PAYBACK)	0.5	RC	GRADE AND SURFACE	HPP	66,640	66,640	0	0	0	0
188	PED/BIKE	36-090-01	KOOCHICHING COUNTY	**MN129** CONSTRUCT A BIKE TRAIL ALONG THE NORTH SIDE OF TH 11 TO THE VOYAGUERS NATIONAL PARK VISITORS CENTER ON BLACK BAY OF RAINY LAKE (2009 CONVERSION)	3.0	BT	PED/BIKE IMPROVEMENT	HPP	675,000	460,863	91,800	0	0	214,137
189	CSAH 102	36-702-01AC2	KOOCHICHING COUNTY	**MN157** RECONSTRUCT UNORGANIZED TOWNSHIP ROAD 488 FROM CSAH 138, KOOCHICHING COUNTY (AC PAYBACK)	0.0	RC	GRADE AND SURFACE	HPP	139,400	139,400	0	0	0	0

Seq #	Route System	Project Number	Agency	Description	Miles	Program	Type of Work	Proposed Funds	Total	FHWA	AC	FTA	TH	Other
190	CSAH	36-755-01AC2	KOOCHICHING COUNTY	**MN133** CONSTRUCT ROAD BETWEEN HIGHWAY 332 AND TH 11 INCLUDING A SIGNALIZED RAIL ROAD CROSSING (AC PAYBACK)	0.0	MC	GRADE AND SURFACE	HPP	40,800	40,800	0	0	0	0
191	PED/BIKE	38-090-04AC	LAKE COUNTY	**MN145**CONSTRUCT TWO HARBORS HIGH SCHOOL TRAIL CONNECTING TWO HARBORS HIGH SCHOOL TO TWO HARBORS CITY (PHASE II) (AC PAYBACK)	1.0	BT	GRADE AND SURFACE	HPP	90,372	90,372	0	0	0	0
192	CSAH 4,5	38-604-13AAC2 & 38-605-09AAC2	LAKE COUNTY	**MN153** CSAH 4 AND CSAH 5 (FOREST HIGHWAY 11) BETWEEN CSAH 15 & TH 61, SILVER BAY, RECONSTRUCTION (AC PAYBACK)	0.0	RC	GRADE AND SURFACE	HPP	236,640	236,640	0	0	0	0
193	CSAH 6	38-606-08	LAKE COUNTY	BETWEEN TH1 AND TH61, PAVEMENT RECLAMATION	7.2	RS	BITUMINOUS RECLAMATION	STP	1,200,000	600,000	0	0	0	600,000
194	CSAH 48	58-648-12	PINE COUNTY	ON CSAH 48, 4 MI E OF JCT I-35, PAVEMENT RECLAMATION	4.0	RS	BITUMINOUS RECLAMATION	STP	775,000	620,000	0	0	0	155,000
195	MUN	69-040-01AC3	ELY	**MN127** ELY AREA JOINT PUBLIC WORKS COMPLEX (AC PAYBACK)	0.0	RB	BUILDINGS	HPP	255,000	255,000	0	0	0	0
196	PED/BIKE	69-090-25AC2	AURORA	**MN111** TRAIL EXTENSIONS TO MESABI TRAIL, CITY OF AURORA (AC PAYBACK)	0.0	BT	PED/BIKE IMPROVEMENT	HPP	40,085	40,085	0	0	0	0
197	EN	69-596-03AC	ST LOUIS COUNTY	IN MOUNTAIN IRON, STREETScape (AC PAYBACK)	0.7	EN	ENHANCEMENT	TEA	143,280	143,280	0	0	0	0
198	CSAH 596	69-596-04AC3	ST LOUIS COUNTY	**MN123** CONSTRUCTION OF A NEW ROAD BETWEEN HOYT LAKES & BABBITT (AC PAYBACK)	25.0	MC	GRADE AND SURFACE	HPP	408,000	408,000	0	0	0	0
199	TH 169, 135	69-596-05	TOWER	**MN185** IMPROVEMENTS ON TH 169 & TH 135 IN THE CITY OF TOWER, ROADWAY REALIGNMENT, NEW BRIDGE (2009 CONVERSION)	1.0	RC	GRADE,SURFACE & BRIDGE	HPP	3,500,000	1,512,995	301,376	0	0	1,987,005
200	CITY	69-597-05	ST LOUIS COUNTY	**MN160** NEW CONNECTION FROM ST. LOUIS CO CSAH 11 (UGSTAD RD.) TO CSAH 14 (BOUDARY AVE), GRADE, SURFACE, BRIDGE (2009 CONVERSION)	1.1	MC	NEW BRIDGE	HPP STP	4,560,000	4,094,080	446,080	0	0	465,920
201	CSAH 23	69-623-13	ST LOUIS COUNTY, BOIS FORTE BAND	**MN205** FROM THE TERMINI OF CSAH 23 IN NETT LAKE VILLAGE TO THE DEER LAKE LODGE RO, RECONSTRUCTION (2009 CONVERSION)	8.8	RC	GRADE AND SURFACE	HPP STP	4,377,760	2,922,760	136,000	0	0	1,455,000
202	CSAH 91	69-691-20AC	ST LOUIS COUNTY	**MN156** ST LOUIS CSAH 91 FROM DM&IR RAILROAD CROSSING AT 8TH ST. IN DULUTH TO CSAH 56, RECONSTRUCT (AC PAYBACK)	2.3	RC	GRADE AND SURFACE	HPP	680,000	680,000	0	0	0	0
203	CSAH 91	69-691-21	ST LOUIS COUNTY	HAINES ROAD FROM JCT ST LOUIS CO 56 TO DULUTH MSA 197 (AIRPORT ROAD), MILL & OVERLAY, DRAINAGE	4.0	RS	MILL AND OVERLAY	STP	1,800,000	1,000,000	0	0	0	800,000

ATP: 1
Fiscal Year: 2009

STIP for FY 2007-2009

Seq #	Route System	Project Number	Agency	Description	Miles	Program	Type of Work	Proposed Funds	Total	FHWA	AC	FTA	TH	Other
204	EN	69-724-04	COOK	STREETSCAPE OF RIVER ST IN DOWNTOWN COOK (AC PROJECT, PAYBACK IN 2010)	0.9	EN	ENHANCEMENT	TEA	61,440	0	245,760	0	0	61,440
205	LOCAL 999	88-ANG-09	DULUTH AIR GUARD	**MN134** CONSTRUCTION OF PRIMARY AND SECONDARY ACCESS ROADWAYS TO THE DULUTH AIR NATIONAL GUARD BASE (2009 CONVERSION)	2.5	MC	GRADE AND SURFACE	HPP	3,482,661	2,901,729	578,000	0	0	580,932
206	PED/BIKE	88-BFB-09	BOIS FORTE BAND	VERMILION RESERVATION TRAIL ALONG ST LOUIS CO 104 AND FARM ROAD (AC PROJECT, PAYBACK IN 2010)	4.2	EN	PED/BIKE IMPROVEMENT	TEA	99,600	0	398,400	0	0	99,600
207	LOCAL 999	88-NPS-08AC	NATIONAL PARK SERVICE	**MN176** HERITAGE CENTER AT GRAND PORTAGE NATIONAL MONUMENT (AC PAYBACK)	0.0	RB	BUILDINGS	HPP	238,000	238,000	0	0	0	0
208	LOCAL 999	88-UFS-08AC	N ITASCA JT POWERS BOARD, US FOREST SERVICE	**MN195** EDGE OF WILDERNESS DISCOVERY CENTER, MARCELL (AC PAYBACK)	0.0	RB	BUILDINGS	HPP	80,070	80,070	0	0	0	0
209	EN	91-070-14AC	ARDC	NE MINNESOTA BICYCLE EDUCATION PROGRAM (AC PAYBACK)	0.0	EN	PLANNING	TEA	61,330	61,330	0	0	0	0
210	EN	91-070-15	ARDC	NE MINNESOTA BICYCLE EDUCATION PROGRAM (AC PROJECT, PAYBACK IN 2010)	0.0	EN	PLANNING	TEA	15,675	0	62,699	0	0	15,675
211	PED/BIKE	92-090-27AC1	MN DNR	**MN118** CONSTRUCTION GITCHI GAMI STATE TRAIL, LUTSEN PHASE CR 34 TO LOCKPORT STORE (AC PAYBACK)	4.2	BT	PED/BIKE IMPROVEMENT	HPP TEA	85,000	85,000	0	0	0	0
212	PED/BIKE	92-090-32	MN DNR	**MN102** CONSTRUCTION OF GITCHI-GAMI STATE TRAIL FROM CASCADE RIVER TO GRAND MARAIS (2009 CONVERSION)	8.0	BT	PED/BIKE IMPROVEMENT	HPP TEA	1,750,000	1,168,105	153,000	0	0	581,895
213	PED/BIKE	92-090-34	MN DNR	**MN187** CONSTRUCTION OF GITCHI-GAMI TRAIL FROM SILVER BAY TO TETTEGOUCHE STATE PARK (2009 CONVERSION)	7.0	BT	PED/BIKE IMPROVEMENT	HPP	2,000,000	1,280,175	255,000	0	0	719,825
214	PED/BIKE	118-090-13AC	DULUTH	LAKEWALK EXTENSION PHASE II, 36TH TO 47TH AVENUE, BIKE TRAIL (AC PAYBACK)	1.1	EN	PED/BIKE IMPROVEMENT	TEA	400,000	400,000	0	0	0	0
215	PED/BIKE	118-090-14AC2	DULUTH	**MN146** MUNGER TRAIL EXTENSION, DULUTH (AC PAYBACK)	6.0	BT	PED/BIKE IMPROVEMENT	HPP	425,000	425,000	0	0	0	0
216	PED/BIKE	118-090-15	DULUTH	LAKEWALK EXTENSION PHASE III, 47TH TO 60TH AVENUE, BIKE TRAIL (AC PROJECT, PAYBACK IN 2010)	1.5	EN	PED/BIKE IMPROVEMENT	TEA	200,000	0	400,000	0	0	200,000
217	PED/BIKE	118-090-34AC	DULUTH	SEVEN BRIDGES ROAD REHABILITATION, REPLACE BITUMINOUS PAVEMENT CONNECTING HISTORIC BRIDGES (AC PAYBACK)	1.4	EN	BITUMINOUS RECLAMATION	TEA	256,342	256,342	0	0	0	0
218	MSAS 107	118-107-11AC3	DULUTH	**MN179** ON CENTRAL AVE TO GRAND AVE IN DULUTH, RECONSTRUCT & STREETSCAPE (AC PAYBACK)	0.5	RC	GRADE AND SURFACE	HPP	102,000	102,000	0	0	0	0

ATP: 1
Fiscal Year: 2009

STIP for FY 2007-2009

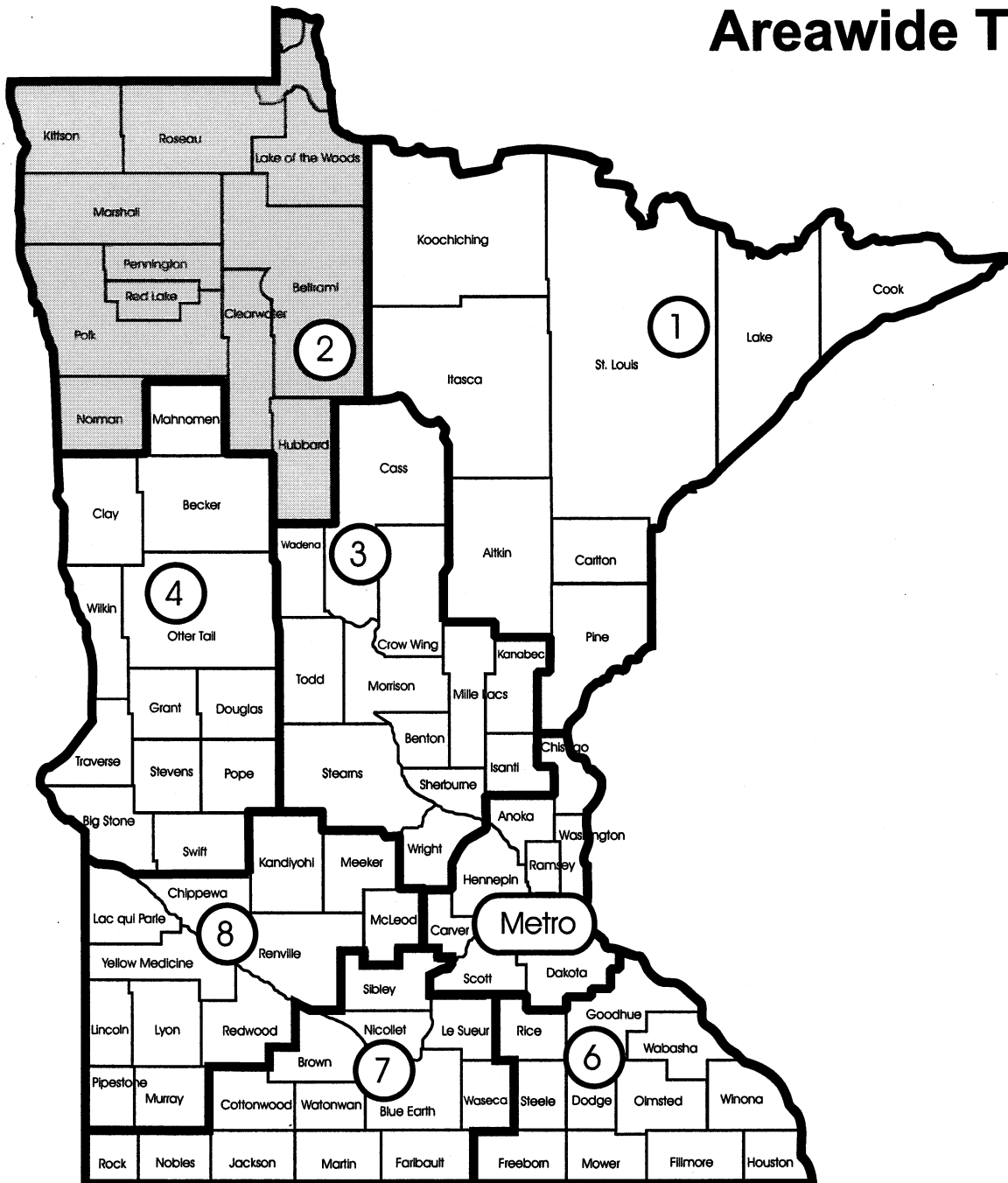
Seq #	Route System	Project Number	Agency	Description	Miles	Program	Type of Work	Proposed Funds	Total	FHWA	AC	FTA	TH	Other
219	CSAH 1	118-199-02AC2 & 69-601-01AC2	DULUTH, ST LOUIS COUNTY	**MN178** RELOCATION OF AIRPORT ROAD, CIRRUS DRIVE, TH 53 NEAR DULUTH INT'L AIRPORT IN DULUTH AND HERMANTOWN(AC PAYBACK)	0.8	RC	GRADE AND SURFACE	HPP	289,000	289,000	0	0	0	0
220	PED/BIKE	129-090-03	GRAND RAPIDS	TH 169 MULTI-USE TRAIL, PHASE II, INTERSECTION OF 7TH AVE SE & 4TH ST SE TO INTERSECTION OF TH 169 AND 13TH AVE NE (AC PROJECT, PAYBACK IN 2010)	2.0	EN	PED/BIKE IMPROVEMENT	TEA	263,534	0	175,689	0	0	263,534
221	TH 1	6901-6496	MN/DOT	5.3 MI W OF COOK, BR 6496, PAINT AND REDECK	0.0	BI	REDECK	SF	350,000	0	0	0	350,000	0
222	TH 2	6907-41	MN/DOT	ST. LOUIS CO RD 845 TO JCT TH 194, MILL & OVERLAY	14.6	RS	MILL AND OVERLAY NHS		2,474,275	1,979,420	0	0	494,855	0
223	TH 2	6939-18	MN/DOT	KINGSBURY CREEK TO THE W JCT OF I-35, PAVEMENT REPLACEMENT, DRAINAGE, GUARD RAIL REPLACEMENT	0.3	RS	CONCRETE PAVEMENT	SF	568,000	0	0	0	568,000	0
224	I 35	6982-285	MN/DOT	FROM CENTRAL AVENUE TO 26TH AVENUE EAST, PAVEMENT REPLACEMENT & REPAIRS	6.4	RD	CONCRETE PAVEMENT	IM	14,908,000	13,417,200	0	0	1,490,800	0
225	TH 38	3108-72	MN/DOT	BIGFORK TO EFFIE, PAVEMENT RECLAMATION	6.0	RS	BITUMINOUS RECLAMATION	SF	1,350,000	0	0	0	1,350,000	0
226	TH 53	6922-52	MN/DOT	APPROX 15 MI N OF ORR NEAR THE ASH RIVER, SLIDE REPAIR	0.0	RS	EROSION REPAIR	SF	620,000	0	0	0	620,000	0
227	TH 61	1601-48	MN/DOT	**MN203** TH 61 RECONSTRUCTION FROM 2.7 MILES TO 6.2 MILES NORTH OF TOFTE, BR 8285 & 8286 (ONION RIVER TO CR 34)(2009 CONVERSION)	3.4	RC	GRADE AND SURFACE	HPP	8,591,679	6,873,343	1,369,112	0	1,718,336	0
228	TH 61	6925-5772B	MN/DOT	BETWEEN 60TH AND 61ST AVENUES EAST IN DULUTH, PHASE II RESTORATION OF LESTER RIVER BRIDGE NO 5772	0.0	BI	BRIDGE REPAIR	BH TEA	1,500,000	1,200,000	0	0	300,000	0
229	TH 61	8821-153	MN/DOT	0.4 MI S OF GOOSEBERRY STATE PARK TO LAKE CO CSAH 5 (PORTIONS), BITUMINOUS OVERLAY	15.6	RS	BITUMINOUS OVERLAY	NHS	2,000,000	1,600,000	0	0	400,000	0
230	TH 65	0112-47	MN/DOT	JCT TH 65 TO 1.1 MI S OF BIG SANDY RIVER BR #5920, PAVEMENT RECLAMATION	11.4	RS	BITUMINOUS RECLAMATION	STP	2,769,000	2,215,200	0	0	553,800	0
231	TH 65	3609-34	MN/DOT	FROM 11.1 MI NORTH OF THE KOOCHICHICH CO LINE TO 4.8 MI S OF JCT TH 71, REPLACE BR 91272, 4677, 6767, AND 6766	0.0	BR	BRIDGE REPLACEMENT	SF	1,197,000	0	0	0	1,197,000	0
232	TH 65	3609-36	MN/DOT	APPROX 18.4 MI S OF JCT 217 NEAR THE LITTLEFORK RIVER, SLIDE REPAIR	0.0	RS	EROSION REPAIR	SF	655,000	0	0	0	655,000	0
233	TH 169, 210	0115-40 & 0118-20	MN/DOT	1.2 MI N OF GARRISON TO TH 47 IN AITKIN, TH 169 AND TH 210 IN AITKIN, MILL AND OVERLAY, TURN LANES	18.2	RS	MILL AND OVERLAY NHS		3,650,000	2,920,000	0	0	730,000	0
234	TH 210	0915-30	FOND DU LAC RESERVATION	AT THE JCT OF TH 210 AND THE BLACK BEAR CASINO AND HOTEL, TRAFFIC SIGNAL, TURN LANES	0.0	SC	TRAFFIC SIGNAL INST.	NHS	375,000	300,000	0	0	0	75,000

ATP: 1
Fiscal Year: 2009

STIP for FY 2007-2009

Seq #	Route System	Project Number	Agency	Description	Miles	Program	Type of Work	Proposed Funds	Total	FHWA	AC	FTA	TH	Other
235	TH 210	0121-28 & 8821-152	MN/DOT	W JCT TH 65 TO JCT CSAH 61, MILL & OVERLAY, SHOULDERS, EXTEND BR 4651	42.0	RS	MILL AND OVERLAY NHS	6,308,000	6,308,000	5,046,400	0	0	1,261,600	0
236	TH 210	0916-11	MN/DOT	1.0 MI E OF JCT TH 45, REDECK AND PAINT BR 09001	0.0	BI	REDECK	997,000	997,000	0	0	0	997,000	0
237	TH 999	8821-140	MN/DOT	DISTRICTWIDE BRIDGE PAINTING, BR'S 38007, 38008, 69003	0.0	BI	PAINT BRIDGE	1,338,000	1,338,000	0	0	0	1,338,000	0
238	TH 999	8801-CA-09	MN/DOT	DISTRICTWIDE SETASIDES - CONSULTANT AGREEMENTS - 2009	0.0	CA	MISCELLANEOUS	1,136,000	1,136,000	0	0	0	1,136,000	0
239	TH 999	8801-CL-09	MN/DOT	DISTRICTWIDE SETASIDES - CULVERT REPLACEMENT - 2009	0.0	RS	CULVERT REPLACEMENT	1,136,000	1,136,000	0	0	0	1,136,000	0
240	TH 999	8801-GR-09	MN/DOT	DISTRICTWIDE SETASIDES - GUARD RAIL REPLACEMENT - 2009	0.0	SC	GUARD RAIL	1,182,000	1,182,000	0	0	0	1,182,000	0
241	TH 999	8801-RB-09	MN/DOT	DISTRICTWIDE SETASIDES - LANDSCAPE PARTNERSHIPS - 2009	0.0	RB	LANDSCAPING	60,000	60,000	0	0	0	60,000	0
242	TH 999	8801-RW-09	MN/DOT	DISTRICTWIDE SETASIDES - R/W ACQUISITION/ACC MGMT - 2009	0.0	RW	RIGHT OF WAY	2,857,000	2,857,000	0	0	0	2,857,000	0
243	TH 999	8801-RX-09	MN/DOT	DISTRICTWIDE SETASIDES - ROAD REPAIR - 2009	0.0	RX	ROAD REPAIR	2,920,000	2,920,000	0	0	0	2,920,000	0
244	TH 999	8801-SA-09	MN/DOT	DISTRICTWIDE SETASIDES - SUPP AGREE/COST OVERRUNS-2009	0.0	SA	SUPP. AGREE. & COST OVERRUNS	2,985,000	2,985,000	0	0	0	2,985,000	0
245	TH 999	8801-SC-09	MN/DOT	DISTRICTWIDE SETASIDES - SAFETY CAPACITY - 2009	0.0	SC	RIPING	2,640,000	2,640,000	0	0	0	2,640,000	0
Summary for Year = 2009 (88 projects)								123,982,075	123,982,075	68,367,154	5,778,556	1,903,977	28,940,391	24,770,553

Areawide Transportation Partnership (ATP) Boundaries



DISTRICT 2
Transportation District Engineer
Lynn C. Eaton
(218) 755-3815
3920 Hwy. 2 West
P.O. Box 490
Bemidji, Minnesota 56619

General Information: (218) 755-3800
FAX: (218) 755-2028

Seq #	Route System	Project Number	Agency	Description	Miles	Program	Type of Work	Proposed Funds	Total	FHWA	AC	FTA	TH	Other
246	BB	TRF-0006-07	MN/DOT	SECT 5311: PAUL BUNYAN TRANSIT OPERATING ASSISTANCE	0.0	OB	OPERATE BUS	FTA	565,161	0	0	139,560	0	425,601
247	BB	TRF-0018-07A	EAST GRAND FORKS TRANSIT	SECT 5307: EAST GRAND FORKS DAR TRANSIT OPERATING ASSISTANCE	0.0	B9	OPERATE BUS	LF	60,000	0	0	0	0	60,000
248	BB	TRF-0018-07B	EAST GRAND FORKS TRANSIT	SECT 5307: EAST GRAND FORKS FIXED ROUTE TRANSIT OPERATING ASSISTANCE	0.0	B9	OPERATE BUS	FTA	205,000	0	0	62,700	0	142,300
249	BB	TRF-0018-07C	EAST GRAND FORKS TRANSIT	SECT 5307: EAST GRAND FORKS TRANSIT SHELTER	0.0	B9	BUS GRANT CAPITAL IMPROVEMENT	FTA	40,000	0	0	32,000	0	8,000
250	BB	TRF-0018-07D	EAST GRAND FORKS TRANSIT	SECT 5307: EAST GRAND FORKS RR PURCHASE 1 BUS (CLASS 600)	0.0	B9	PURCHASE BUS	FTA	192,170	0	0	159,500	0	32,670
251	BB	TRF-0058-07	MN/DOT	SECT 5311: TRI-VALLEY TRANSIT OPERATING ASSISTANCE	0.0	OB	OPERATE BUS	FTA	598,945	0	0	145,890	0	453,055
252	BB	TRF-1010-07	MN/DOT	SECT 5311: HUBBARD COUNTY TRANSIT OPERATING ASSISTANCE	0.0	OB	OPERATE BUS	FTA	195,700	0	0	38,469	0	157,231
253	BB	TRF-2487-07	MN/DOT	SECT 5311: CITY OF FOSSTON TRANSIT OPERATING ASSISTANCE	0.0	OB	OPERATE BUS	FTA	60,564	0	0	12,990	0	47,574
254	BB	TRF-3084-07	MN/DOT	SECT 5311: ROSEAU COUNTY TRANSIT OPERATING ASSISTANCE	0.0	OB	OPERATE BUS	FTA	257,500	0	0	62,310	0	195,190
255	BB	TRF-8819-07	MN/DOT	SECT 5311: RED LAKE RESERVATION TRANSIT OPERATING ASSISTANCE	0.0	OB	OPERATE BUS	FTA	151,513	0	0	68,050	0	83,463
256	BB	TRS-0006-07	MN/DOT	PAUL BUNYAN TRANSIT, PURCHASE 2 3 BUSES (CLASS 400)	0.0	TR	PURCHASE BUS	STP	174,000	139,200	0	0	0	34,800
257	BB	TRS-0058-07	MN/DOT	TRI-VALLEY TRANSIT, PURCHASE 1 BUS (CLASS 400 -D)	0.0	TR	PURCHASE BUS	STP	60,000	48,000	0	0	0	12,000
258	BB	TRS-3084-07	MN/DOT	ROSEAU COUNTY - PURCHASE 1 BUS (CLASS 400)	0.0	TR	PURCHASE BUS	STP	58,000	46,400	0	0	0	11,600
259	CSAH 12	04-612-14	BELTRAMI COUNTY	BELTRAMI CSAH 19 TO FARMSTEAD LANE NE, RECONSTRUCTION	5.5	RC	GRADE AND SURFACE	STP	1,250,000	875,000	0	0	0	375,000
260	CSAH 45	29-645-12	HUBBARD COUNTY	CSAH 16 TO CSAH 9 IN HUBBARD CO, BASE & BITUMINOUS	6.3	RC	GRADE AND SURFACE	STP	756,000	529,200	0	0	0	226,800
261	TWN 177	39-598-35	LAKE OF THE WOODS COUNTY	0.2 MI E OF LAKE OF THE WOODS TWN 76, REPLACE BR L-8948	0.0	BR	BRIDGE REPLACEMENT	BROS	235,000	164,500	0	0	0	70,500
262	TWN 88	39-598-52	LAKE OF THE WOODS COUNTY	0.3 MI W OF LAKE OF THE WOODS CR 75, REPLACE BR L-9254	0.0	BR	BRIDGE REPLACEMENT	BROS	380,000	266,000	0	0	0	114,000

ATP: 2
Fiscal Year: 2007

STIP for FY 2007-2009

Seq #	Route System	Project Number	Agency	Description	Miles	Program	Type of Work	Proposed Funds	Total	FHWA	AC	FTA	TH	Other
263	CSAH 17	45-617-11	MARSHALL COUNTY	6 MI NE OF ALVARADO, REPLACE BR 7457	0.0	BR	BRIDGE REPLACEMENT	BROS	315,000	240,000	0	0	0	75,000
264	CSAH 54	45-654-15AAC1	MARSHALL COUNTY	**MN236** MARSHALL CO 10 TON CORRIDOR ANALYSIS, RECONSTRUCTION (AC PROJECT, PAYBACK IN 2008-09)	8.6	RC	GRADE AND SURFACE	TI	69,584	69,584	0	0	0	0
264	CSAH 54	45-654-15AC1	MARSHALL COUNTY	**MN109** MARSHALL CO 10 TON CORRIDOR ANALYSIS, RECONSTRUCTION (AC PROJECT, PAYBACK IN 2008-09)	8.6	RC	GRADE AND SURFACE	HPP STP	124,694	124,694	0	0	0	0
265	CSAH 39	54-639-32	NORMAN COUNTY	1 MI W OF PERLEY, REPLACE BR 6632 (2007 PARTNERSHIP PROJECT)	0.0	BR	BRIDGE REPLACEMENT	STP	3,500,000	1,400,000	0	0	0	2,100,000
266	CSAH 27	57-627-11AAC1	PENNINGTON COUNTY	**MN236** PENNINGTON CO 10 TON CORRIDOR ANALYSIS, RECONSTRUCTION (AC PAYBACK)	7.1	RC	GRADE AND SURFACE	TI	130,499	130,499	0	0	0	0
266	CSAH 27	57-627-11AC1	PENNINGTON COUNTY	**MN109** PENNINGTON CO 10 TON CORRIDOR ANALYSIS, RECONSTRUCTION (AC PAYBACK)	7.1	RC	GRADE AND SURFACE	HPP	508,854	508,854	0	0	0	0
267	CSAH 28	57-628-04AAC1	PENNINGTON COUNTY	**MN236** PENNINGTON CO 10 TON CORRIDOR ANALYSIS, RECONSTRUCTION (AC PROJECT, PAYBACK IN 2008-09)	3.5	RC	GRADE AND SURFACE	TI	37,833	37,833	0	0	0	0
267	CSAH 28	57-628-04AC1	PENNINGTON COUNTY	**MN109** PENNINGTON CO 10 TON CORRIDOR ANALYSIS, RECONSTRUCTION (AC PROJECT, PAYBACK IN 2008-2009)	3.5	RC	GRADE AND SURFACE	HPP STP	67,798	67,798	0	0	0	0
268	CSAH 2	60-602-17AAC1	POLK COUNTY	**MN236** 1.0 MI N OF TH 92 TO 10.9 MI N, (10 TON CORRIDOR FROM GULLY TO ROSEAU) (2007 PARTNERSHIP PROJECT), GRADE & SURFACE (AC PAYBACK)	9.9	RC	GRADE AND SURFACE	TI	187,083	187,083	0	0	0	0
268	CSAH 2	60-602-17AC1	POLK COUNTY	**MN109** 1.0 MI N OF TH 92 TO 10.9 MI N, (10 TON CORRIDOR FROM GULLY TO ROSEAU) (2007 PARTNERSHIP PROJECT), GRADE & SURFACE (AC PAYBACK)	9.9	RC	GRADE AND SURFACE	HPP STP	2,335,254	2,335,254	0	0	0	0
269	CSAH 6	68-606-10	ROSEAU COUNTY	W ROSEAU COUNTY LINE TO TH 32, RESURFACING	10.1	RS	BITUMINOUS OVERLAY	STP	600,000	420,000	0	0	0	180,000
270	CITY	105-120-02	BEMIDJI	IN BEMIDJI - ON 1ST ST SE, TH 197 TO LAKE AVE NE (BELTRAMI CSAH 12), RECONDITIONING	1.0	RD	BITUMINOUS RECLAMATION	STP	525,000	419,100	0	0	0	105,900
271	PED/BIKE	115-020-03	CROOKSTON	CROOKSTON PERIMETER HIKING & BIKING TRAILS	1.8	EN	PEDESTRIAN BIKE TRAIL	TEA	197,400	157,920	0	0	0	39,480
272	PED/BIKE	119-090-05	EAST GRAND FORKS	IN EGF - 4TH ST NW PED/BIKE UNDERPASS	0.0	EN	PEDESTRIAN BIKE BRIDGE	TEA	225,000	180,000	0	0	0	45,000
273	MSAS 13	119-124-01	EAST GRAND FORKS	**HPP MN117** EGF - EXTEND 13TH ST SE FROM 17TH AVE SE TO BYGLAND RD (AC PROJECT, PAYBACK IN 2007-09)	0.2	SC	GRADE AND SURFACE	HPP	749,579	492,912	489,600	0	0	256,667
273	MSAS 13	119-124-01S	EAST GRAND FORKS	**HPP MN117** EGF - EXTEND 13TH ST SE FROM 17TH AVE SE TO BYGLAND RD, IMPROVE ACCESS	0.2	SH	GRADE AND SURFACE	HSIP	283,333	255,000	0	0	0	28,333

ATP: 2
Fiscal Year: 2007

STIP for FY 2007-2009

Seq #	Route System	Project Number	Agency	Description	Miles	Program	Type of Work	Proposed Funds	Total	FHWA	AC	FTA	TH	Other
274	TH 1	0402-05	MN/DOT	ON TH 89 FROM THE N. RESERVATION LINE TO THE N JCT. TH 1, (RP 59.0 TO 54.0) & ON TH 1 FROM THE N JCT. 89 TO S JCT TH 89 (RP 89.331 TO 117.1) & ON TH 89 FROM S JCT TH 1 TO S RESERVATION LINE (RP 26.03 TO 21.9), RESURFACING	37.5	RS	BITUMINOUS OVERLAY	STP	2,800,000	2,240,000	0	0	560,000	0
274	TH 1	0402-05S	MN/DOT	ON TH 89 FROM THE N. RESERVATION LINE TO THE N JCT. TH 1, (RP 59.0 TO 54.0) & ON TH 1 FROM THE N JCT. 89 TO S JCT TH 89 (RP 89.331 TO 117.1) & ON TH 89 FROM S JCT TH 1 TO S RESERVATION LINE (RP 26.03 TO 21.9), RUMBLE STRIPS, TURN LANES	37.5	SH	BITUMINOUS OVERLAY	HSIP	200,000	180,000	0	0	20,000	0
275	TH 2	6002-60	MN/DOT	EB & WB - W OF N JCT OF TH 75 TO GROVELAND AVE IN CROOKSTON, RESURFACING (2007 PARTNERSHIP PROJECT)	2.2	RS	MILL AND OVERLAY	STP	1,000,000	800,000	0	0	200,000	0
276	TH 9	6010-24	MN/DOT	SE OF CROOKSTON, INSTALL NEW CANTS & ADD GATES (RR IS PROVIDING MATCH)	0.0	SR	RR X-ING IMPROVEMENTS	RRS	230,000	207,000	0	0	0	23,000
277	TH 32	5402-06	MN/DOT	CLAY/NORMAN CO LINE TO S JCT TH 200 & ON TH 200 FROM S JCT TH 32 TO 2.0 MI N, RESURFACING	12.3	RS	MILL AND OVERLAY	STP	1,400,000	1,120,000	0	0	280,000	0
277	TH 32	5402-06S	MN/DOT	CLAY/NORMAN CO LINE TO S JCT TH 200 & ON TH 200 FROM S JCT TH 32 TO 2.0 MI N, RUMBLE STRIPS AND TURN LANES	12.3	SH	MILL AND OVERLAY	HSIP	500,000	450,000	0	0	50,000	0
278	TH 32	5404-25	MN/DOT	1.9 MI N OF TWIN VALLEY, REPLACE BR 9019	0.0	BR	BRIDGE REPLACEMENT	STP	1,230,000	984,000	0	0	246,000	0
279	TH 32	5703-42	MN/DOT	ST HILAIRE TO THIEF RIVER FALLS, RESURFACING, BIT ON SHLDS, REPAIR BLOWUP	6.9	RS	MILL AND OVERLAY	STP	1,788,755	1,431,004	0	0	357,751	0
279	TH 32	5703-42S	MN/DOT	ST HILAIRE TO THIEF RIVER FALLS, RESURFACING, BIT ON SHLDS, REPAIR BLOWUP (SAFETY PORTION-RUMBLE STRIPS, TURN LANE, BYPASS LANE & SHOULDERS)	6.9	SH	MILL AND OVERLAY	HSIP	600,000	540,000	0	0	60,000	0
280	TH 34	2901-18	MN/DOT	IN PARK RAPIDS - W LIM TO JCT CSAH 4 (E OF PARK RAPIDS) (BAP PROJECT, PAYBACK IN 2008), GRADE & SURFACE	3.1	RC	SURFACING	STP BF	4,339,923	489,923	5,543,000	0	0	3,850,000
280	TH 34	2901-18L	MN/DOT	IN PARK RAPIDS - W LIM TO JCT CSAH 4 (E OF PARK RAPIDS) (BAP PROJECT, PAYBACK IN 2008), GRADE & SURFACE	3.1	RC	SURFACING	STP	117,000	93,600	0	0	0	23,400
281	TH 71	3610-16	MN/DOT	FROM THE ITASCA/KOOCHICHING CO. LINE TO 0.8 MI N OF THE N JCT TH 1 (AT NORTHOME)	4.6	RS	MILL AND OVERLAY	SF	683,774	0	0	0	683,774	0
282	TH 72	0413-31	MN/DOT	RESURFACE SHOOKS TO WASKISH & REPLACE BR 91117, 0.5 MI N OF TH 1 (SHOOKS), (BOX CULVERT)	21.6	RS	MILL AND OVERLAY	STP	3,319,400	2,655,520	0	0	663,880	0
283	TH 75	3508-24	MN/DOT	1.0 MI S OF DONALDSON & 5.6 MI N OF WARREN, REPLACE BR 1133 & BR 2643 (BOX CULVERTS)	0.0	BR	BRIDGE REPLACEMENT	STP	900,000	720,000	0	0	180,000	0

ATP: 2
Fiscal Year: 2007

STIP for FY 2007-2009

Seq #	Route System	Project Number	Agency	Description	Miles	Program	Type of Work	Proposed Funds	Total	FHWA	AC	FTA	TH	Other
284	TH 87	2909-15	MN/DOT	TH 71 TO TH 64 (MILL & INLAY) & FLATTEN CURVE, WITH ADDITION OF SHLDS, 11.1 MI E OF TH 71	18.9	RS	MILL AND INLAY	STP	1,200,000	960,000	0	0	240,000	0
284	TH 87	2909-15S	MN/DOT	TH 71 TO TH 64 (MILL & INLAY) & FLATTEN CURVE, WITH ADDITION OF SHLDS, 11.1 MI E OF TH 71	18.9	SH	MILL AND INLAY	HSIP	400,000	360,000	0	0	40,000	0
285	TH 89	4508-24	MN/DOT	1.0 MI S OF THE MARSHALL/ROSEAU COUNTY LINE, REPLACE BR 9236	0.0	BR	BRIDGE REPLACEMENT	SF	316,000	0	0	0	316,000	0
286	TH 89	6806-20	MN/DOT	WANNASKA TO TH 11 IN ROSEAU, RESURFACING	13.8	RS	BITUMINOUS OVERLAY	SF	2,200,000	0	0	0	2,200,000	0
286	TH 89	6806-20S	MN/DOT	WANNASKA TO TH 11 IN ROSEAU, BYPASS AND TURN LANES	13.8	SH	BITUMINOUS OVERLAY	HSIP	300,000	270,000	0	0	30,000	0
287	TH 175	3516-18	MN/DOT	E END BR 35006 (E OF HALLOCK) TO TH 59 RESURFACING (ELLA) (FY 07 PM)	10.9	RS	BITUMINOUS OVERLAY	SF	1,143,282	0	0	0	1,143,282	0
288	TH 200	1505-22	MN/DOT	*ELLA* 0.6 MI W OF CLEARWATER CSAH 2 (N ITASCA STATE PARK ENTRANCE), LOW SLUMP OVERLAY ON BR 15002	0.0	BI	BRIDGE OVERLAY	SF	188,040	0	0	0	188,040	0
289	TH 999	8822-44	MN/DOT	DISTRICTWIDE GUARD RAIL END TREATMENT REPLACEMENTS	0.0	SH	GUARD RAIL	HSIP	300,000	270,000	0	0	30,000	0
290	TH 999	8802-AM-07	MN/DOT	DISTRICTWIDE SETASIDE - MUNICIPAL AGREEMENTS - FY 2007	0.0	AM	COOP. CONST. AGREEMENT	SF	500,000	0	0	0	500,000	0
291	TH 999	8802-CA-07	MN/DOT	DISTRICTWIDE SETASIDE - CONSULTANT AGREEMENTS - FY 2007	0.0	CA	MISCELLANEOUS	SF	1,000,000	0	0	0	1,000,000	0
292	TH 999	8802-MA-07	MN/DOT	DISTRICTWIDE SETASIDE - MISC AGREEMENTS - FY 2007	0.0	MA	SUPP. AGREE. & COST OVERRUNS	SF	200,000	0	0	0	200,000	0
293	TH 999	8802-PM-07	MN/DOT	DISTRICTWIDE SETASIDE - PREVENTIVE MAINTENANCE - FY 2007	0.0	PM	ROAD REPAIR	SF	2,000,000	0	0	0	2,000,000	0
294	TH 999	8802-RW-07	MN/DOT	DISTRICTWIDE SETASIDE - RIGHT OF WAY - FY 2007	0.0	RW	RIGHT OF WAY	SF	2,200,000	0	0	0	2,200,000	0
295	TH 999	8802-RX-07	MN/DOT	DISTRICTWIDE SETASIDE - ROAD REPAIR - FY 2007	0.0	RX	ROAD REPAIR	SF	1,600,000	0	0	0	1,600,000	0
296	TH 999	8802-SA-07	MN/DOT	DISTRICTWIDE SETASIDE - SUPP AGREEMENTS/OVERRUNS - FY 2007	0.0	SA	SUPP. AGREE. & COST OVERRUNS	SF	1,800,000	0	0	0	1,800,000	0
Summary for Year = 2007 (62 projects)									1,200,000	\$22,865,878	\$6,032,600	\$721,469	\$16,788,727	\$9,176,564

ATP: 2
Fiscal Year: 2008

STIP for FY 2007-2009

Seq #	Route System	Project Number	Agency	Description	Miles	Program	Type of Work	Proposed Funds	Total	FHWA	AC	FTA	TH	Other
297	BB	TRF-0006-08	MN/DOT	SECT 5311: PAUL BUNYAN TRANSIT OPERATING ASSISTANCE	0.0	OB	OPERATE BUS	FTA	582,116	0	0	139,560	0	442,556
298	BB	TRF-0018-08A	EAST GRAND FORKS TRANSIT	SECT 5307: EAST GRAND FORKS DAR TRANSIT OPERATING ASSISTANCE	0.0	B9	OPERATE BUS	LF	62,000	0	0	0	0	62,000
299	BB	TRF-0018-08B	EAST GRAND FORKS TRANSIT	SECT 5307: EAST GRAND FORKS FIXED ROUTE TRANSIT OPERATING ASSISTANCE	0.0	B9	OPERATE BUS	FTA	210,000	0	0	65,000	0	145,000
300	BB	TRF-0018-08C	EAST GRAND FORKS TRANSIT	SECT 5307: EAST GRAND FORKS TRANSIT SHELTER	0.0	B9	BUS GRANT CAPITAL IMPROVEMENT	FTA	80,000	0	0	64,000	0	16,000
301	BB	TRF-0058-08	MN/DOT	SECT 5311: TRI-VALLEY TRANSIT OPERATING ASSISTANCE	0.0	OB	OPERATE BUS	FTA	616,913	0	0	145,890	0	471,023
302	BB	TRF-1010-08	MN/DOT	SECT 5311: HUBBARD COUNTY TRANSIT OPERATING ASSISTANCE	0.0	OB	OPERATE BUS	FTA	201,571	0	0	38,469	0	163,102
303	BB	TRF-2487-08	MN/DOT	SECT 5311: CITY OF FOSSTON TRANSIT OPERATING ASSISTANCE	0.0	OB	OPERATE BUS	FTA	62,381	0	0	12,990	0	49,391
304	BB	TRF-3084-08	MN/DOT	SECT 5311: ROSEAU COUNTY TRANSIT OPERATING ASSISTANCE	0.0	OB	OPERATE BUS	FTA	265,225	0	0	62,310	0	202,915
305	BB	TRF-8819-08	MN/DOT	SECT 5311: RED LAKE RESERVATION TRANSIT OPERATING ASSISTANCE	0.0	OB	OPERATE BUS	FTA	156,058	0	0	68,050	0	88,008
306	BB	TRS-0058-08	MN/DOT	TRI-VALLEY TRANSIT, PURCHASE 1 BUS (CLASS 500)	0.0	TR	PURCHASE BUS	STP	108,000	86,400	0	0	0	21,600
307	BB	TRS-1010-08	MN/DOT	HUBBARD COUNTY, PURCHASE 1 BUS (CLASS 400)	0.0	TR	PURCHASE BUS	STP	60,000	48,000	0	0	0	12,000
308	BB	TRS-3084-08	MN/DOT	ROSEAU COUNTY, PURCHASE 1 BUS (CLASS 400)	0.0	TR	PURCHASE BUS	STP	60,000	48,000	0	0	0	12,000
309	BB	TRS-8819-08	MN/DOT	RED LAKE TRANSIT, PURCHASE 1 BUS (CLASS 400)	0.0	TR	PURCHASE BUS	STP	60,000	48,000	0	0	0	12,000
310	BB	TRS-9036-08	MN/DOT	DISTRICTWIDE TRANSIT SETASIDE - FY 2008	0.0	TR	PURCHASE BUS	STP	19,600	19,600	0	0	0	0
311	RR	60-00119	MN/DOT	IN FOSSTON - RR X-ING AT MARK AVE, MUN 41 - INSTALL GATES	0.0	SR	RAILROAD SIGNALS	RRS	200,000	180,000	0	0	0	20,000
312	PED/BIKE	04-090-02	BELTRAMI COUNTY	CITY OF BLACKDUCK, PED/BIKE COMMUNITY TRAIL	2.0	EN	PEDESTRIAN BIKE TRAIL	TEA	308,700	246,960	0	0	0	61,740
313	CSAH 1	39-601-22AC	LAKE OF THE WOODS COUNTY	IN BAUDETTE, 1,440 FT S OF 5TH ST TO TH 11, RECONSTRUCTION (AC PAYBACK)	0.6	RC	GRADE AND SURFACE	STP	400,000	400,000	0	0	0	0

ATP: 2
Fiscal Year: 2008

STIP for FY 2007-2009

Seq #	Route System	Project Number	Agency	Description	Miles	Program	Type of Work	Proposed Funds	Total	FHWA	AC	FTA	TH	Other
314	CSAH 54	45-654-15AAC2	MARSHALL COUNTY	**MN236** MARSHALL CO 10 TON CORRIDOR ANALYSIS, RECONSTRUCTION (AC PAYBACK)	8.6	RC	GRADE AND SURFACE	TI	69,584	69,584	0	0	0	0
314	CSAH 54	45-654-15AC2	MARSHALL COUNTY	**MN109** MARSHALL CO 10 TON CORRIDOR ANALYSIS, RECONSTRUCTION (AC PAYBACK)	8.6	RC	GRADE AND SURFACE	HPP STP	1,102,021	1,102,021	0	0	0	0
315	CR 160	54-598-36	NORMAN COUNTY	1.2 MI N OF NORMAN CSAH 27, REPLACE BR 89775	0.0	BR	BRIDGE REPLACEMENT	BROS	297,000	200,000	0	0	0	97,000
316	CSAH 27	57-627-11AAC2	PENNINGTON COUNTY	**MN236** PENNINGTON CO 10 TON CORRIDOR ANALYSIS, RECONSTRUCTION (AC PAYBACK)	7.1	RC	GRADE AND SURFACE	TI	130,499	130,499	0	0	0	0
316	CSAH 27	57-627-11AC2	PENNINGTON COUNTY	**MN109** PENNINGTON CO 10 TON CORRIDOR ANALYSIS, RECONSTRUCTION (AC PAYBACK)	7.1	RC	GRADE AND SURFACE	HPP	233,854	233,854	0	0	0	0
317	CSAH 28	57-628-04AAC2	PENNINGTON COUNTY	**MN236** PENNINGTON CO 10 TON CORRIDOR ANALYSIS, RECONSTRUCTION (AC PAYBACK)	3.5	RC	GRADE AND SURFACE	TI	37,834	37,834	0	0	0	0
317	CSAH 28	57-628-04AC2	PENNINGTON COUNTY	**MN109** PENNINGTON CO 10 TON CORRIDOR ANALYSIS, RECONSTRUCTION (AC PAYBACK)	3.5	RC	GRADE AND SURFACE	HPP STP	599,348	599,348	0	0	0	0
318	CSAH 2	60-602-17AAC2	POLK COUNTY	**MN236** 1.0 MI N OF TH 92 TO 10.9 MI N, (10 TON CORRIDOR FROM GULLY TO ROSEAU) (2007 PARTNERSHIP PROJECT), GRADE & SURFACE (AC PAYBACK)	9.9	RC	GRADE AND SURFACE	TI	187,083	187,083	0	0	0	0
318	CSAH 2	60-602-17AC2	POLK COUNTY	**MN109** 1.0 MI N OF TH 92 TO 10.9 MI N, (10 TON CORRIDOR FROM GULLY TO ROSEAU) (2007 PARTNERSHIP PROJECT), GRADE & SURFACE (AC PAYBACK)	9.9	RC	GRADE AND SURFACE	HPP STP	335,253	335,253	0	0	0	0
319	CSAH 8	60-608-12	POLK COUNTY	N LIMITS OF MCINTOSH TO POLK/RED LAKE COUNTY LINE, RECONSTRUCTION	8.1	RC	GRADE AND SURFACE	STP	1,870,200	1,100,000	0	0	0	770,200
320	CSAH 41	60-641-23	POLK COUNTY	TH 102 TO POLK CSAH 12, RECONSTRUCTION	8.1	RC	GRADE AND SURFACE	STP	1,620,000	900,000	0	0	0	720,000
321	PED/BIKE	68-090-03	ROSEAU COUNTY	ROSEAU RIVER PED/BIKE TRAIL - PHASE II	0.5	EN	PEDESTRIAN BIKE TRAIL	TEA	117,500	94,000	0	0	0	23,500
322	PED/BIKE	105-090-03	BELTRAMI COUNTY	CITY OF BEMIDJI, MIDWAY/EAST-WEST PED/BIKE TRAIL, PAVING	1.7	EN	PEDESTRIAN BIKE TRAIL	TEA	197,000	157,600	0	0	0	39,400
323	MSAS 13	119-124-01AC1	EAST GRAND FORKS	**HPP MN117** EGF - EXTEND 13TH ST SE FROM 17TH AVE SE TO BYGLAND RD (AC PAYBACK)	0.2	SC	GRADE AND SURFACE	HPP	163,200	163,200	0	0	0	0
324	CITY	170-115-08	THIEF RIVER FALLS	GREENWOOD ST BRIDGE IN THIEF RIVER FALLS, NEW BRIDGE #57516	0.0	BR	NEW BRIDGE	STP	2,000,000	689,500	0	0	0	1,310,500
325	TH 197	0416-34	MN/DOT	IN BEMIDJI - 3RD STREET TO 23RD STREET, RECONSTRUCTION	1.4	RC	GRADE AND SURFACE	STP	3,500,000	2,800,000	0	0	700,000	0

ATP: 2
Fiscal Year: 2008

STIP for FY 2007-2009

Seq #	Route System	Project Number	Agency	Description	Miles	Program	Type of Work	Proposed Funds	Total	FHWA	AC	FTA	TH	Other
326	TH 34	1105-08	MN/DOT	E JCT TH 64 TO TH 371 IN WALKER, (PLUS \$1,386,660 ATP 3 FUNDS, SEE 1105-08M), RESURFACING	9.7	RS	MILL AND OVERLAY SF		503,071	0	0	0	503,071	0
326	TH 34	1105-08S	MN/DOT	E JCT TH 64 TO TH 371 IN WALKER, (PLUS \$1,386,660 ATP 3 FUNDS, SEE 1105-08M), RUMBLE STRIPS, BYPASS, TURN LANES	9.7	SH	MILL AND OVERLAY HSIP		106,929	96,236	0	0	10,693	0
327	TH 200	1112-09	MN/DOT	HUBBARD CSAH 71B & TH 200 IN LAPORTE TO TH 371, (PLUS \$379,500 ATP 3 FUNDS, SEE 1112-09M), RESURFACING	7.8	RS	BITUMINOUS OVERLAY SF		1,204,790	0	0	0	1,204,790	0
327	TH 200	1112-09S	MN/DOT	HUBBARD CSAH 71B & TH 200 IN LAPORTE TO TH 371, (PLUS \$379,500 ATP 3 FUNDS, SEE 1112-09M), TURN LANES, BYPASS LANES, REALIGN	7.8	SH	BITUMINOUS OVERLAY HSIP		250,000	225,000	0	0	25,000	0
328	TH 34	2901-18AC	MN/DOT	IN PARK RAPIDS - W LIM TO JCT CSAH 4 (E OF PARK RAPIDS)(BAP PAYBACK)	3.1	RC	SURFACING STP BF		5,543,000	5,543,000	0	0	0	0
329	TH 71	2904-17	MN/DOT	S OF PARK RAPIDS, JCT TH 87 & TH 71, LIGHTING & TURN LANES	0.0	SH	LIGHTING HSIP		225,000	202,500	0	0	22,500	0
330	TH 175	3516-15	MN/DOT	0.5 MI E OF TH 75, 1.2 MI S OF SHELLY, & 1.2 MI S OF ALVARADO, BR 35006, BR 6734, & BR 45003, LOW SLUMP OVERLAYS	0.0	BI	BRIDGE OVERLAY STP		610,000	488,000	0	0	122,000	0
331	TH 11	3604-71	MN/DOT	**HPP MN232** LAKE OF THE WOODS/KOOCHICHING CO LINE TO 200' E OF KOOCHICHING CSAH 4, (\$3,400,000 ATP 1 FUNDS, SEE 3604-71M), (TIE WITH 3902-21), RESURFACING	10.5	RS	MILL AND OVERLAY HPP		0	0	0	0	0	0
332	TH 11	3901-39	MN/DOT	0.4 MI W OF WILLIAMS TO 7.6 MI W OF TH 172 (W OF BAUDETTE) RESURFACING	9.3	RS	MILL AND OVERLAY STP		1,080,000	864,000	0	0	216,000	0
332	TH 11	3901-39S	MN/DOT	0.4 MI W OF WILLIAMS TO 7.6 MI W OF TH 172 (W OF BAUDETTE) TURN LANES	9.3	SH	MILL AND OVERLAY HSIP		70,000	63,000	0	0	7,000	0
333	TH 11	3902-21	MN/DOT	IN CLEMENTSON, REDECK BR 5557 AND MILL & OVERLAY FROM BR 5557 TO THE LAKE OF THE WOODS/KOOCHICHING CO LINE (TIE WITH 3604-71)	0.2	BI	REDECK STP		1,300,000	1,040,000	0	0	260,000	0
334	TH 75	5409-27	MN/DOT	SHELLY TO CLIMAX, RESURFACING	10.1	RS	MILL AND OVERLAY STP		1,465,000	1,172,000	0	0	293,000	0
334	TH 75	5409-27S	MN/DOT	SHELLY TO CLIMAX, ADD TURN LANES	10.1	SH	MILL AND OVERLAY HSIP		100,000	90,000	0	0	10,000	0
335	TH 2B	6001-57	MN/DOT	IN EAST GRAND FORKS, FROM DEMERS & 4TH ST NW TO USTH 2, RESURFACING	2.5	RS	MILL AND INLAY SF		750,000	0	0	0	750,000	0
335	TH 2B	6001-57S	MN/DOT	IN EAST GRAND FORKS, FROM DEMERS & 4TH ST NW TO USTH 2, TRAFFIC SIGNAL UPGRADE	2.5	SH	MILL AND INLAY HSIP		100,000	90,000	0	0	10,000	0

ATP: 2
Fiscal Year: 2008

STIP for FY 2007-2009

Seq #	Route System	Project Number	Agency	Description	Miles	Program	Type of Work	Proposed Funds	Total	FHWA	AC	FTA	TH	Other
336	TH 2	6003-27	MN/DOT	4 LOCATIONS - EB, MARCOUX CURVE; EB, MENTOR CURVE; EB & WB, ERSKINE; CONCRETE PAVEMENT REHAB	16.1	RS	CONCRETE PAVEMENT REHAB	SF	575,000	0	0	0	575,000	0
337	TH 59	6009-13	MN/DOT	ERSKINE TO BROOKS, (ELLA), RESURFACING	10.5	RS	MILL AND OVERLAY	SF	1,900,000	0	0	0	1,900,000	0
337	TH 59	6009-13S	MN/DOT	ERSKINE TO BROOKS, (ELLA), RUMBLE STRIPS, TURN LANES	10.5	SH	MILL AND OVERLAY	HSIP	400,000	360,000	0	0	40,000	0
338	TH 75	6012-42	MN/DOT	USTH 75 BYPASS W OF CROOKSTON - INSTALL NEW CANTS & ADD GATES	0.0	SR	RAILROAD SIGNALS	RRS	250,000	225,000	0	0	25,000	0
339	TH 11	6802-28	MN/DOT	TH 32 TO 2.2 MI W OF BADGER, RESURFACE	6.8	RS	BITUMINOUS RECLAMATION	SF	1,525,000	0	0	0	1,525,000	0
339	TH 11	6802-28S	MN/DOT	TH 32 TO 2.2 MI W OF BADGER, RUMBLE STRIPS, TURN LANES, PAVED SHOULDERS	6.8	SH	BITUMINOUS RECLAMATION	HSIP	200,000	180,000	0	0	20,000	0
340	TH 11	6803-37	MN/DOT	1.5 MI W OF WARROAD TO THE E LIMITS OF WARROAD, RESURFACING	3.2	RS	MILL AND INLAY	SF	290,000	0	0	0	290,000	0
341	TH 11	6804-9059A	MN/DOT	IN WARROAD, REHAB BR 9059 (LOW SLUMP OVERLAY)	0.0	BI	BRIDGE OVERLAY	SF	189,570	0	0	0	189,570	0
342	TH 999	8802-AM-08	MN/DOT	DISTRICTWIDE SETASIDE - MUNICIPAL AGREEMENTS - FY 2008	0.0	AM	COOP. CONST. AGREEMENT	SF	500,000	0	0	0	500,000	0
343	TH 999	8802-CA-08	MN/DOT	DISTRICTWIDE SETASIDE - CONSULTANT AGREEMENTS - FY 2008	0.0	CA	MISCELLANEOUS	SF	1,000,000	0	0	0	1,000,000	0
344	TH 999	8802-MA-08	MN/DOT	DISTRICTWIDE SETASIDE - MISC AGREEMENTS - FY 2008	0.0	MA	SUPP. AGREE. & COST OVERRUNS	SF	500,000	0	0	0	500,000	0
345	TH 999	8802-PM-08	MN/DOT	DISTRICTWIDE SETASIDE - PREVENTIVE MAINTENANCE - FY 2008	0.0	PM	ROAD REPAIR	SF	2,275,000	0	0	0	2,275,000	0
346	TH 999	8802-RW-08	MN/DOT	DISTRICTWIDE SETASIDE - RIGHT OF WAY - FY 2008	0.0	RW	RIGHT OF WAY	SF	500,000	0	0	0	500,000	0
347	TH 999	8802-RX-08	MN/DOT	DISTRICTWIDE SETASIDE - ROAD REPAIR - FY 2008	0.0	RX	ROAD REPAIR	SF	2,250,000	0	0	0	2,250,000	0
348	TH 999	8802-SA-08	MN/DOT	DISTRICTWIDE SETASIDE - SUPP AGREEMENTS/OVERRUNS - FY 2008	0.0	SA	SUPP. AGREE. & COST OVERRUNS	SF	1,600,000	0	0	0	1,600,000	0
Summary for Year = 2008 (63 projects)									\$43,175,300	\$20,515,472	\$0	\$596,269	\$17,323,624	\$4,739,935

ATP: 2
Fiscal Year: 2009

STIP for FY 2007-2009

Seq #	Route System	Project Number	Agency	Description	Miles	Program	Type of Work	Proposed Funds	Total	FHWA	AC	FTA	TH	Other
349	BB	TRF-0006-09	MN/DOT	SECT 5311: PAUL BUNYAN TRANSIT OPERATING ASSISTANCE	0.0	OB	OPERATE BUS	FTA	599,579	0	0	139,560	0	460,019
350	BB	TRF-0018-09A	EAST GRAND FORKS TRANSIT	SECT 5307: EAST GRAND FORKS DAR TRANSIT OPERATING ASSISTANCE	0.0	B9	OPERATE BUS	LF	64,000	0	0	0	0	64,000
351	BB	TRF-0018-09B	EAST GRAND FORKS TRANSIT	SECT 5307: EAST GRAND FORKS FIXED ROUTE TRANSIT OPERATING ASSISTANCE	0.0	B9	OPERATE BUS	FTA	215,000	0	0	67,000	0	148,000
352	BB	TRF-0018-09C	EAST GRAND FORKS TRANSIT	SECT 5307: EAST GRAND FORKS TRANSIT SHELTER	0.0	B9	BUS GRANT CAPITAL IMPROVEMENT	FTA	80,000	0	0	64,000	0	16,000
353	BB	TRF-0058-09	MN/DOT	SECT 5311: TRI-VALLEY TRANSIT OPERATING ASSISTANCE	0.0	OB	OPERATE BUS	FTA	635,421	0	0	145,890	0	489,531
354	BB	TRF-1010-09	MN/DOT	SECT 5311: HUBBARD COUNTY TRANSIT OPERATING ASSISTANCE	0.0	OB	OPERATE BUS	FTA	207,618	0	0	38,469	0	169,149
355	BB	TRF-2487-09	MN/DOT	SECT 5311: CITY OF FOSSTON TRANSIT OPERATING ASSISTANCE	0.0	OB	OPERATE BUS	FTA	64,252	0	0	12,990	0	51,262
356	BB	TRF-3084-09	MN/DOT	SECT 5311: ROSEAU COUNTY TRANSIT OPERATING ASSISTANCE	0.0	OB	OPERATE BUS	FTA	273,182	0	0	62,310	0	210,872
357	BB	TRF-8819-09	MN/DOT	SECT 5311: RED LAKE RESERVATION TRANSIT OPERATING ASSISTANCE	0.0	OB	OPERATE BUS	FTA	160,740	0	0	68,050	0	92,690
358	BB	TRS-0006-09	MN/DOT	PAUL BUNYAN TRANSIT, PURCHASE 1 BUS (CLASS 400)	0.0	TR	PURCHASE BUS	STP	62,000	49,600	0	0	0	12,400
359	BB	TRS-0058-09	MN/DOT	TRI-VALLEY TRANSIT, PURCHASE 1 BUS (CLASS 400-D)	0.0	TR	PURCHASE BUS	STP	64,000	51,200	0	0	0	12,800
360	BB	TRS-3084-09	MN/DOT	ROSEAU COUNTY - PURCHASE 1 BUS (CLASS 400)	0.0	TR	PURCHASE BUS	STP	62,000	49,600	0	0	0	12,400
361	BB	TRS-9036-09	MN/DOT	DISTRICTWIDE TRANSIT SETASIDE - FY 2009	0.0	TR	PURCHASE BUS	STP	149,600	149,600	0	0	0	0
362	RR	15-00102	MN/DOT	CLEARWATER CSAH 7, IN EBRO - INSTALL GATES	0.0	SR	RAILROAD SIGNALS	RRS	225,000	202,500	0	0	0	22,500
363	RR	60-00120	MN/DOT	POLK CSAH 1, 3RD ST IN NIELSVILLE - INSTALL GATES	0.0	SR	RAILROAD SIGNALS	RRS	225,000	202,500	0	0	0	22,500
364	CSAH 3	15-603-11	CLEARWATER COUNTY	CLEARWATER CSAH 14 TO E CLEARWATER CO LINE, RESURFACING	3.2	RS	BITUMINOUS PAVEMENT	STP	160,000	128,000	0	0	0	32,000
365	CSAH 6	15-606-07	CLEARWATER COUNTY	W CLEARWATER CO LINE TO TH 92, RESURFACING	6.6	RS	BITUMINOUS PAVEMENT	STP	320,000	252,000	0	0	0	68,000

ATP: 2
Fiscal Year: 2009

STIP for FY 2007-2009

Seq #	Route System	Project Number	Agency	Description	Miles	Program	Type of Work	Proposed Funds	Total	FHWA	AC	FTA	TH	Other
366	PED/BIKE	29-090-01	HUBBARD COUNTY	HEARTLAND PED/BIKE TRAIL EXTENSION	1.1	EN	PEDESTRIAN BIKE TRAIL	TEA	237,920	190,336	0	0	0	47,584
367	CSAH 11	29-611-06	HUBBARD COUNTY	TH 87 TO TH 34, RESURFACING	6.0	RS	BITUMINOUS PAVEMENT	STP	604,000	346,400	0	0	0	257,600
368	TWN 320	35-599-11	KITTSOON COUNTY	1.2 MI S OF KITTSOON CSAH 22, REPLACE BR L5161 (NEW BR 35535)	0.0	BR	BRIDGE REPLACEMENT	BROS	500,000	400,000	0	0	0	100,000
369	CSAH 1	35-601-29	KITTSOON COUNTY	KITTSOON CSAH 10 TO EMERSON AVE IN HALLOCK, RECONSTRUCTION	5.2	RC	GRADE AND SURFACE	STP	625,000	500,000	0	0	0	125,000
370	CSAH 10	45-610-12	MARSHALL COUNTY	CSAH 4 TO CSAH 5 IN MARSHALL CO, RESURFACING	8.1	RS	BITUMINOUS PAVEMENT	STP	800,000	640,000	0	0	0	160,000
371	CSAH 54	45-654-15AAC3	MARSHALL COUNTY	**MN236** MARSHALL CO 10 TON CORRIDOR ANALYSIS, RECONSTRUCTION (ACPAYBACK)	8.6	RC	GRADE AND SURFACE	TI	55,667	55,667	0	0	0	0
371	CSAH 54	45-654-15AC3	MARSHALL COUNTY	**MN109** MARSHALL CO 10 TON CORRIDOR ANALYSIS, RECONSTRUCTION (AC PAYBACK)	8.6	RC	GRADE AND SURFACE	HPP	124,695	124,695	0	0	0	0
372	CR 105	54-598-37	NORMAN COUNTY	0.7 MI W OF NORMAN CSAH 36, REPLACE BR 54515	0.0	BR	BRIDGE REPLACEMENT	BROS	135,000	108,000	0	0	0	27,000
373	CSAH 27	57-627-11AAC3	PENNINGTON COUNTY	**MN236** PENNINGTON CO 10 TON CORRIDOR ANALYSIS, RECONSTRUCTION (AC PAYBACK)	7.1	RC	GRADE AND SURFACE	TI	104,399	104,399	0	0	0	0
373	CSAH 27	57-627-11AC3	PENNINGTON COUNTY	**MN109** PENNINGTON CO 10 TON CORRIDOR ANALYSIS, RECONSTRUCTION (AC PAYBACK)	7.1	RC	GRADE AND SURFACE	HPP	725,854	233,854	0	0	0	492,000
374	CSAH 28	57-628-04AAC3	PENNINGTON COUNTY	**MN236** PENNINGTON CO 10 TON CORRIDOR ANALYSIS, RECONSTRUCTION (AC PAYBACK)	3.5	RC	GRADE AND SURFACE	TI	30,267	30,267	0	0	0	0
374	CSAH 28	57-628-04AC3	PENNINGTON COUNTY	**MN109** PENNINGTON CO 10 TON CORRIDOR ANALYSIS, RECONSTRUCTION (AC PAYBACK)	3.5	RC	GRADE AND SURFACE	HPP	67,798	67,798	0	0	0	0
375	CSAH 2	60-602-17AAC3	POLK COUNTY	**MN236** 1.0 MI N OF TH 92 TO 10.9 MI N, (10 TON CORRIDOR FROM GULLY TO ROSEAU) (2007 PARTNERSHIP PROJECT), GRADE & SURFACE (AC PAYBACK)	9.9	RC	GRADE AND SURFACE	TI	149,667	149,667	0	0	0	0
375	CSAH 2	60-602-17AC3	POLK COUNTY	**MN109** 1.0 MI N OF TH 92 TO 10.9 MI N, (10 TON CORRIDOR FROM GULLY TO ROSEAU) (2007 PARTNERSHIP PROJECT), GRADE & SURFACE (AC PAYBACK)	9.9	RC	GRADE AND SURFACE	HPP STP	335,254	335,254	0	0	0	0
376	CSAH 1	63-601-16	RED LAKE COUNTY	W LIMITS OF PLUMMER, REPLACE BR 5824	0.0	BR	BRIDGE REPLACEMENT	STP	400,000	320,000	0	0	0	80,000
377	CSAH 9	68-609-17	ROSEAU COUNTY	TH 11 TO ROSEAU CSAH 4, RESURFACING	14.9	RS	BITUMINOUS PAVEMENT	STP	1,930,000	1,544,000	0	0	0	386,000

ATP: 2
Fiscal Year: 2009

STIP for FY 2007-2009

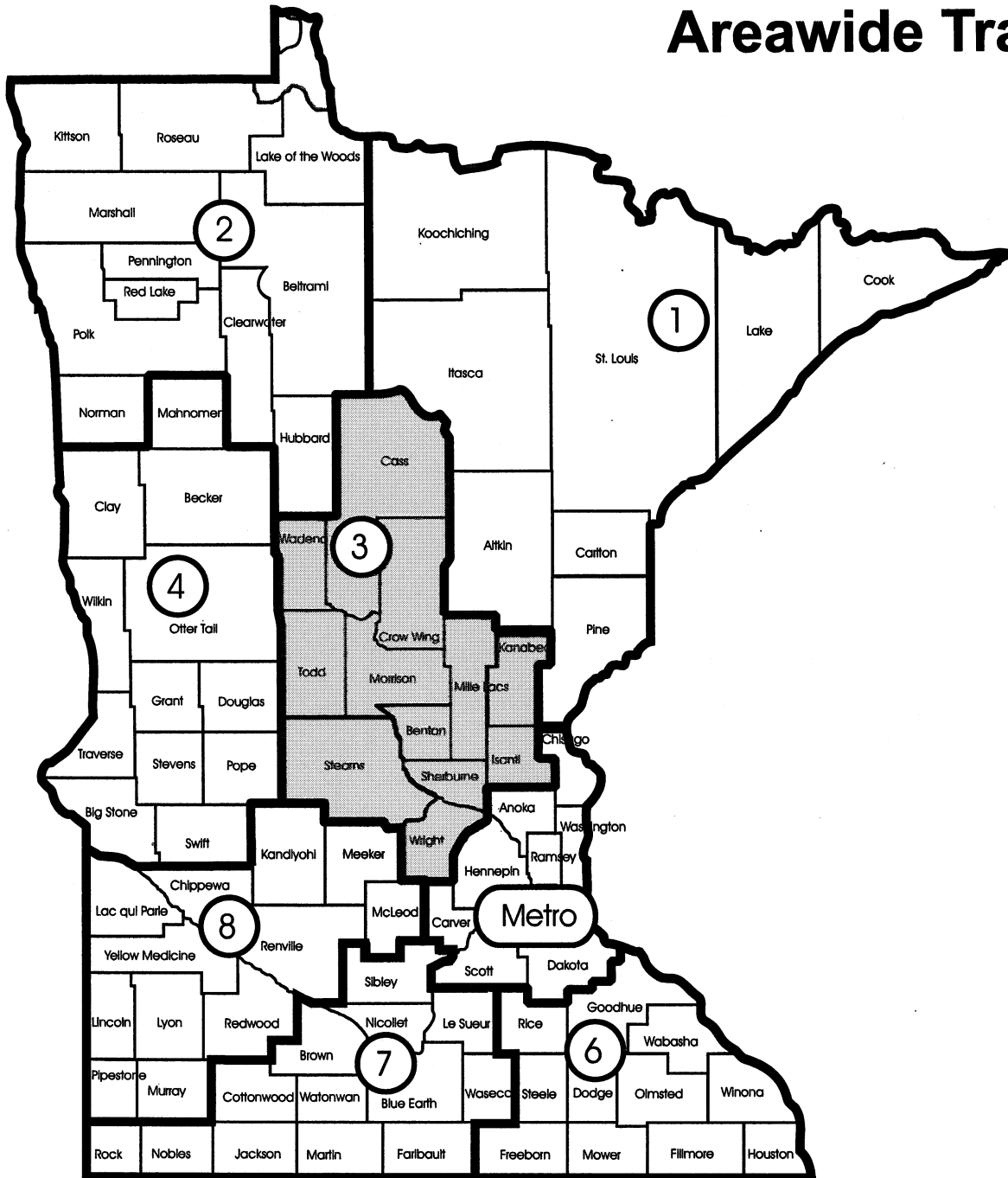
Seq #	Route System	Project Number	Agency	Description	Miles	Program	Type of Work	Proposed Funds	Total	FHWA	AC	FTA	TH	Other
378	PED/BIKE	105-090-04	BEMIDJI	LAKE BEMIDJI WEST SHORE PED/BIKE TRAIL	2.2	EN	PEDESTRIAN BIKE TRAIL	TEA	375,000	300,000	0	0	0	75,000
379	TH 2	115-010-16	CROOKSTON	IN CROOKSTON ALONG TH 2 (E ROBERT ST) REMOVE & REPLACE STREET LIGHTING	1.1	SC	LIGHTING	STP	209,000	167,200	0	0	0	41,800
380	CITY	115-114-06	CROOKSTON	IN CROOKSTON - ON S BROADWAY (OLD TH 75) FROM USTH 75 & 3RD AVE SW TO S MAIN ST, SAFETY	0.9	SC	TURN LANES	STP	550,000	440,000	0	0	0	110,000
381	MSAS 13	119-124-01AC2	EAST GRAND FORKS	**HPP MN117** EGF - EXTEND 13TH ST SE FROM 17TH AVE SE TO BYGLAND RD (AC PAYBACK)	0.2	SC	GRADE AND SURFACE	HPP	163,200	163,200	0	0	0	0
382	TH 9	6010-26	MN/DOT	NORMAN/POLK CO LINE TO TH 2 E OF CROOKSTON, RESURFACING	18.3	RS	BIT. COLD INPLACE RECYCLING	STP	3,150,000	2,520,000	0	0	630,000	0
382	TH 9	6010-26S	MN/DOT	NORMAN/POLK CO LINE TO TH 2 E OF CROOKSTON, TURN LANES, PAVED SHOULDERS	18.3	SH	BIT. COLD INPLACE RECYCLING	HSIP	300,000	270,000	0	0	30,000	0
383	TH 11	3501-13	MN/DOT	W OF ROBBIN - ROBBIN/DRAYTON BR AT THE MN/ND BORDER, NEW BR - ND IS LEAD & LETTING PROJECT (TOTAL EST \$31,552,962)(SBPF AC PROJECT, PAYBACK IN 2010 & 1011)	0.0	BR	BRIDGE REPLACEMENT	STP	24,202,406	4,976,377	7,350,556	0	3,081,734	16,144,295
384	TH 11	6802-27	MN/DOT	2.2 MI W OF BADGER (RP 55.0) TO E TH 89 IN ROSEAU, RESURFACING	15.7	RS	BITUMINOUS RECLAMATION	STP	3,200,000	2,560,000	0	0	640,000	0
384	TH 11	6802-27S	MN/DOT	2.2 MI W OF BADGER (RP 55.0) TO E TH 89 IN ROSEAU, EDGELINE RUMBLE STRIPS, TURN LANES, PAVED SHOULDERS	15.7	SH	BITUMINOUS RECLAMATION	HSIP	500,000	450,000	0	0	50,000	0
385	TH 59	5705-53	MN/DOT	IN THIEF RIVER FALLS - S LIMITS TO ATLANTIC AVE, RESURFACING	2.3	RS	MILL AND INLAY	SF	1,500,000	0	0	0	1,500,000	0
386	TH 75	5406-16	MN/DOT	CLAY/NORMAN CO LINE TO TH 200 IN HALSTAD, (ELLA), RESURFACING	13.8	RS	MILL AND OVERLAY	STP	2,400,000	1,920,000	0	0	480,000	0
386	TH 75	5406-16S	MN/DOT	CLAY/NORMAN CO LINE TO TH 200 IN HALSTAD, (ELLA), EDGE LINE RUMBLE STRIPS, TURN LANES, PAVED SHOULDERS	13.8	SH	MILL AND OVERLAY	HSIP	300,000	270,000	0	0	30,000	0
387	TH 89	4508-25	MN/DOT	8.0 MI NW OF GRYGLA, 14.3 MI S OF WANNASKA, REPLACE BR 9348 & BR 9245 TIED WITH 6806-26	0.0	BR	BRIDGE REPLACEMENT	SF	1,050,000	0	0	0	1,050,000	0
388	TH 89	4508-27	MN/DOT	ON TH 89 FROM GRYGLA TO TH 219 & ON TH 219 FROM TH 1 TO TH 89 & ON TH 1 FROM TH 219 TO PENNINGTON CSAH 28 , RESURFACING	30.9	RS	MILL AND OVERLAY	STP	4,000,000	3,200,000	0	0	800,000	0

ATP: 2
Fiscal Year: 2009

STIP for FY 2007-2009

Seq #	Route System	Project Number	Agency	Description	Miles	Program	Type of Work	Proposed Funds	Total	FHWA	AC	FTA	TH	Other
389	TH 89	6806-26	MN/DOT	IN WANNASKA, REPLACE BR 6601 AND C&G IN WANNASKA TIED WITH 4508-25	0.0	BR	BRIDGE REPLACEMENT	SF	650,000	520,000	0	0	130,000	0
390	TH 102	6014-16	MN/DOT	TH 32 TO CROOKSTON, RESURFACING	19.0	RS	BITUMINOUS OVERLAY	STP	3,200,000	2,560,000	0	0	640,000	0
390	TH 102	6014-16S	MN/DOT	TH 32 TO CROOKSTON, PAVED SHOULDERS	19.0	SH	BITUMINOUS OVERLAY	HSIP	100,000	90,000	0	0	10,000	0
391	TH 175	3515-14	MN/DOT	6.6 MI W OF USTH 75, 5.6 MI W OF USTH 75, & 0.2 MI W OF USTH 59, REPLACE BR 35X01, BR 7485, & BR 89449, (ALL THREE ARE BOX CULVERTS) & REPLACE BR 35508	0.0	BR	BRIDGE REPLACEMENT	STP	840,000	672,000	0	0	168,000	0
392	TH 175	3516-35509	MN/DOT	3.4 MI E OF USTH 75 AND 3.7 MI E OF USTH 75, REHAB BR 35509 & BR 35510	0.0	BI	BRIDGE REPAIR	STP	600,000	480,000	0	0	120,000	0
393	TH 999	8802-AM-09	MN/DOT	DISTRICTWIDE SETASIDE - MUNICIPAL AGREEMENTS - FY 2009	0.0	AM	COOP. CONST. AGREEMENT	SF	500,000	0	0	0	500,000	0
394	TH 999	8802-CA-09	MN/DOT	DISTRICTWIDE SETASIDE - CONSULTANT AGREEMENTS - FY 2009	0.0	CA	MISCELLANEOUS	SF	1,000,000	0	0	0	1,000,000	0
395	TH 999	8802-MA-09	MN/DOT	DISTRICTWIDE SETASIDE - MISC AGREEMENTS - FY 2009	0.0	MA	SUPP. AGREE. & COST OVERRUNS	SF	200,000	0	0	0	200,000	0
396	TH 999	8802-PM-09	MN/DOT	DISTRICTWIDE SETASIDE - PREVENTIVE MAINTENANCE - FY 2009	0.0	PM	ROAD REPAIR	SF	1,950,000	0	0	0	1,950,000	0
397	TH 999	8802-RW-09	MN/DOT	DISTRICTWIDE SETASIDE - RIGHT OF WAY - FY 2009	0.0	RW	RIGHT OF WAY	SF	2,300,000	0	0	0	2,300,000	0
398	TH 999	8802-RX-09	MN/DOT	DISTRICTWIDE SETASIDE - ROAD REPAIR - FY 2009	0.0	RX	ROAD REPAIR	SF	1,600,000	0	0	0	1,600,000	0
399	TH 999	8802-SA-09	MN/DOT	DISTRICTWIDE SETASIDE - SUPP AGREEMENTS/OVERRUNS - FY 2009	0.0	SA	SUPP. AGREE. & COST OVERRUNS	SF	1,000,000	0	0	0	1,000,000	0
400	TH 999	8802-SHL-09	ATP 2	DISTRICTWIDE - SAFETY PROGRAM - LOCAL - FY 2009	0.0	SH	AFETY TARGET	HSIP	300,000	300,000	0	0	0	0
Summary for Year = 2009 (60 projects)									\$66,532,519	\$28,094,114	\$7,350,556	\$598,269	\$17,909,734	\$19,930,402

Areawide Transportation Partnership (ATP) Boundaries



DISTRICT 3
 Transportation District Engineer
Bob Busch
 (218) 828-5703
 7694 Industrial Park Road
 Baxter, Minnesota 56425-8096

General Information: (218) 828-2460
1-800-657-3971
FAX: (218) 828-2210

ATP: 3
Fiscal Year: 2007

STIP for FY 2007-2009

Seq #	Route System	Project Number	Agency	Description	Miles	Program	Type of Work	Proposed Funds	Total	FHWA	AC	FTA	TH	Other
401	BB	TRF-0042-07	MN/DOT	SECT 5311: CITY OF PINE RIVER TRANSIT OPERATING ASSISTANCE	0.0	OB	OPERATE BUS	FTA	65,405	0	0	17,760	0	47,645
402	BB	TRF-0048-07	ST CLOUD	SECT 5309: PURCHASE 1 LARGE BUS	0.0	B3	PURCHASE BUS	FTA	305,000	0	0	244,000	0	61,000
403	BB	TRF-0048-07A	ST CLOUD	SECT 5307: DIAL A RIDE TRANSIT SERVICE OPERATING ASSISTANCE	0.0	B9	OPERATE BUS	LF	2,311,000	0	0	0	0	2,311,000
404	BB	TRF-0048-07B	ST CLOUD	SECT 5307: FIXED ROUTE TRANSIT SERVICE OPERATING ASSISTANCE	0.0	B9	OPERATE BUS	FTA	5,247,160	0	0	626,600	0	4,620,560
405	BB	TRF-0048-07E	ST CLOUD	SECT 5309: PARK AND RIDE FACILITY	0.0	B3	BUS GRANT CAPITAL IMPROVEMENT	FTA	1,000,000	0	0	800,000	0	200,000
406	BB	TRF-0048-07F	ST CLOUD	SECT 5307:TRANSIT CAPITALIZED PREVENTIVE MAINTENANCE	0.0	B9	BUS GRANT CAPITAL IMPROVEMENT	FTA	841,456	0	0	673,165	0	168,291
407	BB	TRF-0048-07G	ST CLOUD	SECT 5309: TRANSIT CAPITAL PURCHASES, ITS PROJECTS	0.0	B9	BUS GRANT CAPITAL IMPROVEMENT	FTA	300,000	0	0	240,000	0	60,000
408	BB	TRF-0048-07H	ST CLOUD	SECT 5309: TRANSIT CAPITAL PURCHASES, BUS SHELTER TRANSIT AMENITY PROGRAM	0.0	B9	BUS GRANT CAPITAL IMPROVEMENT	FTA	300,000	0	0	240,000	0	60,000
409	BB	TRF-0048-07L	ST CLOUD	SECT 5307:TRANSIT CAPITAL PURCHASES, OFFICE EQUIPMENT AND COMPUTERS	0.0	B9	BUS GRANT CAPITAL IMPROVEMENT	FTA	25,000	0	0	20,000	0	5,000
410	BB	TRF-0048-07M	ST CLOUD	SECT 5307 FIXED ROUTE TROLLEY LEASE	0.0	B3	BUS GRANT CAPITAL IMPROVEMENT	FTA	39,200	0	0	31,360	0	7,840
411	BB	TRF-0048-07N	ST CLOUD	SECT 5307:TRANSIT CAPITAL PURCHASES, MAINTENANCE TOOLS AND EQUIPMENT	0.0	B9	BUS GRANT CAPITAL IMPROVEMENT	FTA	10,000	0	0	8,000	0	2,000
412	BB	TRF-0055-07	MN/DOT	SECT 5311: RIVER RIDER TRANSIT OPERATING ASSISTANCE	0.0	OB	OPERATE BUS	FTA	669,500	0	0	139,208	0	530,292
413	BB	TRF-0057-07	MN/DOT	SECT 5311: TRI-CAP TRANSIT OPERATING ASSISTANCE	0.0	OB	OPERATE BUS	FTA	648,900	0	0	120,600	0	528,300
414	BB	TRF-0130-07	MN/DOT	SECT 5311: ANNANDALE TRANSIT OPERATING ASSISTANCE	0.0	OB	OPERATE BUS	FTA	116,390	0	0	17,520	0	98,870
415	BB	TRF-3449-07	MN/DOT	SECT 5311: CROW WING COUNTY/CITY OF BRAINERD TRANSIT OPERATING ASSISTANCE	0.0	OB	OPERATE BUS	FTA	763,642	0	0	188,738	0	574,904

ATP: 3
Fiscal Year: 2007

STIP for FY 2007-2009

Seq #	Route System	Project Number	Agency	Description	Miles	Program	Type of Work	Proposed Funds	Total	FHWA	AC	FTA	TH	Other
416	BB	TRF-7068-07	MN/DOT	SECT 5311: ISANTI/COUNTY TRANSIT OPERATING ASSISTANCE	0.0	OB	OPERATE BUS	FTA	638,600	0	0	156,750	0	481,850
417	BB	TRF-7077-07	MN/DOT	SECT 5311: MILLE LACS COUNTY TRANSIT OPERATING ASSISTANCE	0.0	OB	OPERATE BUS	FTA	172,834	0	0	25,972	0	146,862
418	BB	TRF-9018-07	MN/DOT	SECT 5311: WADENA COUNTY OPERATING ASSISTANCE	0.0	OB	OPERATE BUS	FTA	233,089	0	0	56,340	0	176,749
419	BB	TRS-0048-07T	MN/DOT	SECTION 5309:ST CLOUD METRO BUS, PURCHASE AND RECONDITION BUS (CLASS 600)	0.0	TR	BUS GRANT CAPITAL IMPROVEMENT	STP	115,000	92,000	0	0	0	23,000
420	BB	TRS-0055-07T	MN/DOT	RIVER RIDER TRANSIT, PRUCHASE 1 BUS (CLASS 500)	0.0	TR	PURCHASE BUS	STP	105,000	84,000	0	0	0	21,000
421	BB	TRS-0057-07	MN/DOT	TRI-CAP, PURCHASE BUS (CLASS 500)	0.0	TR	PURCHASE BUS	STP	105,000	84,000	0	0	0	21,000
422	BB	TRS-0068-07	MN/DOT	ISANTI HEARTLAND, PURCHASE BUS (CLASS 400)	0.0	TR	PURCHASE BUS	STP	60,000	48,000	0	0	0	12,000
423	BB	TRS-0130-07T	MN/DOT	ANNANDALE, PURCHASE 1 BUS (CLASS 400)	0.0	TR	PURCHASE BUS	STP	60,000	48,000	0	0	0	12,000
424	BB	TRS-3449-07	MN/DOT	CROW WING COUNTY, PURCHASE BUS (CLASS 400)	0.0	TR	PURCHASE BUS	STP	60,000	48,000	0	0	0	12,000
425	BB	TRS-9018-07	MN/DOT	WADENA COUNTY, PURCHASE BUS (CLASS 400)	0.0	TR	PURCHASE BUS	STP	58,000	46,400	0	0	0	11,600
426	RR	11-00106	MN/DOT	INSTALL SIGNALS & GATES AT 24 AVE CROSSING IN SYLVAN TWP	0.0	SR	RAILROAD SIGNALS	RRS	175,000	157,500	0	0	0	17,500
427	CITY	11-00107	MN/DOT	INSTALL SIGNALS & GATES AT 39 AVE/CEDAR AVE & 131 ST IN PILLAGER CROSSING IN SYLVAN TWP	0.0	SR	RAILROAD SURF/SIGNALS	RRS	175,000	157,500	0	0	0	17,500
428	MUN 3	73-00123	MN/DOT	INSTALL GATES AT BORGERDING AVE (MUN 3) IN BELGRADE	0.0	SR	RR X-ING IMPROVEMENTS	RRS	180,000	162,000	0	0	0	18,000
429	CSAH 206, 20711-806-04 & 11-807-01		CASS COUNTY	**MN193** MAIN STREET STREETSCAPE RECONSTRUCTION, 2ND STREET FROM ASH AVENUE TO STATE HWY 2, AND GRAND UTLEY AVENUE FROM 2ND STREET TO 6TH STREET N. ACROSS HWY 2, CASS LAKE (AC PROJECT, PAYBACK IN 2007-09)	1.0	EN	ENHANCEMENT	HPP	1,483,200	780,444	775,200	0	0	702,756
430	CSAH 10	18-610-05	CROW WING COUNTY	JCT TH 18 TO CROW WING CSAH 14 IN CROW WING CO, GRADE, BASE & BIT SURFACE	6.1	RC	GRADE AND SURFACE	STP	2,754,725	954,000	0	0	0	1,800,725
431	CSAH 48	18-648-08	CROW WING COUNTY	CONSTRUCT CROW WING CSAH 48 EXTENSION FROM LAUREL ST TO TH 210 IN BRAINERD/BAXTER (TEA-21-HPP)	0.0	MC	GRADE AND SURFACE	HPP	90,000	72,000	0	0	0	18,000
431	PED/BIKE	18-648-08A	CROW WING COUNTY	CONSTRUCT BIKE/PED TRAIL EXTENSION TO PAUL BUNYAN TRAIL IN BRAINERD/BAXTER (TEA-21 HPP)	0.0	EN	PED/BIKE IMPROVEMENT	HPP	300,000	240,000	0	0	0	60,000

ATP: 3
Fiscal Year: 2007

STIP for FY 2007-2009

Seq #	Route System	Project Number	Agency	Description	Miles	Program	Type of Work	Proposed Funds	Total	FHWA	AC	FTA	TH	Other
432	CSAH 2	33-602-06	KANABEC COUNTY	KANABEC CSAH 12 TO TH 65 IN BRUNSWICK TWP, GRADE, BASE & BIT SURFACE	3.5	RC	GRADE AND SURFACE	STP	1,400,000	752,600	0	0	0	647,400
433	PED/BIKE	48-090-01 & 48-090-02 & 4812-77	MILLE LACS COUNTY	**MN197** CONSTRUCT BIKE/PED OVERPASS (BRIDGE # 48035) ON SOO LINE TRAIL OVER TH 169 IN ONAMIA (AC PROJECT, PAYBACK IN 2007-2009)	0.6	EN	PEDESTRIAN BIKE BRIDGE	HPP STP SF	761,251	450,851	938,629	0	165,600	144,800
434	TH 95	48-596-01	MILLE LACS COUNTY	**MN105** DESIGN ENGINEERING FOR TH 95 SAFETY IMPROVEMENTS (AC PROJECT, PAYBACK IN 2007-2008)	0.0	PL	PLANNING	HPP	335,387	0	191,367	0	0	335,387
435	TH 95	48-596-02	MILLE LACS COUNTY	**MN105** SAFETY IMPROVEMENTS INCLUDING CONSTRUCTION ENGINEERING, PHASE I IN PRINCETON (AC PROJECT, PAYBACK IN 2007)	0.0	SC	BRIDGE REPLACEMENT	HPP	435,000	348,000	53,433	0	0	87,000
436	TH 95	48-596-03	MILLE LACS COUNTY	**MN105** RIGHT-OF-WAY PURCHASE AND ACQUISITION COSTS FOR PHASE II FRONTAGE ROAD AND ACCESS MANAGEMENT, PRINCETON (AC PROJECT, PAYBACK IN 2007-7009)	0.0	RW	BRIDGE REPLACEMENT	HPP	67,500	0	270,000	0	0	67,500
437	TH 95	48-596-06	MILLE LACS COUNTY	**MN105** CONSTRUCTION PHASE II PRINCETON FRONTAGE ROAD AND ACCESS MANAGEMENT, PRINCETON (AC PROJECT, PAYBACK IN 2007-2009)	1.0	SC	GRADE AND SURFACE	HPP	880,400	0	219,600	0	0	880,400
438	CR 231	49-596-03	MORRISON COUNTY	JCT MORRISON CR 258 TO JCT TH 10 IN ROYALTON, GRADE, BASE & BIT SURFACE	1.3	RC	GRADE AND SURFACE	STP	390,000	200,000	0	0	0	190,000
439	CSAH 76	49-676-02	MORRISON COUNTY	**MN180** CONSTRUCT ROADWAY IMPROVEMENTS TO CSAH 76, LITTLE FALLS (AC PROJECT, PAYBACK IN 2007-2009)	1.7	RC	GRADE AND SURFACE	HPP	1,840,592	437,049	434,112	0	0	1,403,543
440	CR 81	71-596-06	SHERBURNE COUNTY	JCT TH 25 TO 1000 N OF CR 73 W OF BIG LAKE, GRADE, SURFACE & REALIGN (AC PROJECT, PAYBACK IN 2009)	3.0	MC	GRADE AND SURFACE	STP FFM	1,837,386	1,079,982	2,195,614	0	0	757,404
441	PED/BIKE	73-090-07	STEARNS COUNTY	**MN 158** CONSTRUCT THE LAKE WOBEGON TRAIL FROM SAUK CENTRE TO THE STEARNS COUNTY LINE (AC PROJECT, PAYBACK IN 2007-09)	4.4	EN	PEDESTRIAN BIKE TRAIL	HPP	344,256	144,587	143,616	0	0	199,669
442	CSAH 17	73-617-32	STEARNS COUNTY	**MN172** REPLACE BRIDGE # 73501 WITH BRIDGE # 73568 (AC PROJECT, PAYBACK IN 2007-09)	0.0	BR	BRIDGE REPLACEMENT	HPP	571,600	164,304	163,200	0	0	407,296
443	CR 137	73-737-01	STEARNS COUNTY	CO RD 135 (2ND AVE) TO CSAH 74 IN STEARNS CO. EXPAND TO 4-LANE INCL C&G AND SS, INSTALL SIGNAL AT CSAH 74	0.8	MC	GRADE AND SURFACE	STP	901,000	644,215	0	0	0	256,785
444	LOCAL 999	73-738-02	STEARNS COUNTY	**MN162** CONDUCT SCOPING, PREPARE ENVIRONMENTAL ASSESSMENT AND OFFICIAL MAP FOR PROPOSED NEW SAUK RIVER CROSSING BETWEEN 10TH AVE N AND 28TH AVE S IN CITIES OF WAITE PARK & ST. CLOUD	0.0	PL	PLANNING	HPP	300,000	210,000	0	0	0	90,000
445	CSAH 2	77-602-15 & 77-611-27	TODD COUNTY	AT TODD CSAH 2/TODD CSAH 11 INTERSECTION, GEOMETRIC IMPROVEMENTS	1.5	SH	GRADE AND SURFACE	HSIP	280,900	252,810	0	0	0	28,090

ATP: 3
Fiscal Year: 2007

STIP for FY 2007-2009

Seq #	Route System	Project Number	Agency	Description	Miles	Program	Type of Work	Proposed Funds	Total	FHWA	AC	FTA	TH	Other
446	CSAH 11	77-611-31	TODD COUNTY	TODD/STEARNS CO LINE TO JCT TH 27 IN TODD CO, INCL SHLD WIDENING & RESURFACING	8.3	RD	SHOULDER WIDENING	STP	1,250,000	875,000	0	0	0	375,000
447	CSAH 23	80-623-13	WADENA COUNTY	CSAH 31 TO CO RD 167 IN WADENA CO, GRADE, BASE & BIT SURFACE	3.5	RC	GRADE AND SURFACE	STP	1,624,021	722,676	0	0	0	901,345
448	CSAH 23	80-623-14	WADENA COUNTY	CSAH 31 TO THE WADENA/HUBBARD CO LINE, GRADE, BASE AND BIT	4.7	RC	GRADE AND SURFACE	STP	2,180,828	817,800	0	0	0	1,363,028
449	PED/BIKE	86-090-01	WRIGHT COUNTY	BIKE/PED TRAIL FROM MAPLE LAKE TO NEY COUNTY REGIONAL PARK	1.1	EN	PEDESTRIAN BIKE TRAIL	TEA	253,000	117,000	0	0	0	136,000
450	CSAH 17	86-617-08	WRIGHT COUNTY	TH 12 IN DELANO TO HENNEPIN CSAH 6, GRADE, BASE, AND BIT	5.3	RC	GRADE AND SURFACE	STP	3,570,000	1,000,000	0	0	0	2,570,000
451	PED/BIKE	91-090-18	MILLE LACS BAND	CONSTRUCT BIKE/PED OVERPASS (BR 48525) NEAR JCT TH 169 AT ATAAGE RD IN MILLE LACS RESERVATION	0.0	EN	PEDESTRIAN BIKE TRAIL	HPP TEA	2,100,000	675,000	0	0	0	1,425,000
452	PED/BIKE	92-090-33	DNR	**MN 173** CONSTRUCT BICYCLE AND PEDESTRAIN TRAILS IN THE CUYUNA RECREATION AREA (2007 CONVERSION)	10.0	EN	PEDESTRIAN BIKE TRAIL	HPP	450,000	359,415	119,000	0	0	90,585
453	MSAS 101	162-101-11	ST. CLOUD	**MN162** CONDUCT SCOPING AND PREPARE ENVIRONMENTAL ASSESSMENT FOR UNIVERSITY DRIVE CORRIDOR EXPANSION, EXTENDING FROM 5TH AVE S. TO TH 10, INCL UNIVERSITY BRIDGE IN ST CLOUD	0.0	PL	PLANNING	HPP	250,000	175,000	0	0	0	75,000
454	CSAH 1	191-030-03AC1 & 73-030-01AC1	STEARNS COUNTY	**MN131** ACQUIRE PARCELS 1,7,8,18,38 AND 39 FOR THE SAUK RAPIDS BRIDGE REPLACEMENT (AC PAYBACK)	0.0	RW	RIGHT OF WAY	HPP STP	1,288,190	1,288,190	0	0	0	0
455	CSAH 1	191-080-04 & 73-030-47	STEARNS COUNTY	**MN131** RIGHT OF WAY AND CONSTRUCTION FOR SAUK RAPIDS BRIDGE APPROACH WORK (AC PROJECT, PAYBACK IN 2007, 2008, 2009 & 2010)	0.0	BR	BRIDGE REPLACEMENT	HPP STP	722,109	0	2,888,437	0	0	722,109
456	MSAS 117	213-117-01	BUFFALO	TH 25 TO TH 55, CONSTRUCT URBAN COLLECTOR TO CONNECT TO FUTURE WRIGHT CSAH 35	0.5	MC	GRADE AND SURFACE	STP	1,675,000	600,000	0	0	0	1,075,000
457	MSAS 101	221-101-02	WAITE PARK	CONSTRUCT NEW ALIGNMENT 4-LANE DIVIDED ROADWAY FROM 8TH ST N AT 44 AVE TO 3RD ST N AT WAITE PARK, INCL SIDEWALK, CURB, GUTTER, BIKE PATH, TRAFFIC SIGNALS, RAILROAD SIGNALS AND RELATION	0.6	MC	GRADE AND SURFACE	STP	3,776,780	2,600,000	0	0	0	1,176,780
458	TH 241	227-010-04	WRIGHT COUNTY	**MN094** FINAL DESIGN ENGINEERING & R/W ACQUISITION SERVICES FOR TH 241 AND CSAH 35 CAPACITY IMPROVEMENTS IN ST. MICHAEL (05 APPROP \$)	0.0	PL	PLANNING	FFM	500,000	500,000	0	0	0	0
459	TH 241	227-010-05	WRIGHT COUNTY	**MN094** FROM 4TH ST W TO WEST OF CR 119, ACQUIRE R/W FOR ONE WAY PAIR PROJECT ON TH241/CSAH 35 IN ST. MICHAEL (2005 APPROP \$)	0.0	RW	RIGHT OF WAY	FFM	1,789,831	1,725,436	0	0	0	64,395

ATP: 3
Fiscal Year: 2007

STIP for FY 2007-2009

Seq #	Route System	Project Number	Agency	Description	Miles	Program	Type of Work	Proposed Funds	Total	FHWA	AC	FTA	TH	Other
459	TH 241	227-010-05	WRIGHT COUNTY	**MN 143** FROM 4TH ST W TO WEST OF CR 119, ACQUIRE R/W FOR TH241/CSAH 35 ONE WAY PAIR PROJECT IN ST. MICHAEL (2007 CONVERSION)	0.0	RW	RIGHT OF WAY	HPP	1,026,899	821,519	272,000	0	0	205,380
459	TH 241	227-010-05	WRIGHT COUNTY	**MN 216** FROM 4TH ST W TO WEST OF CR 119, ACQUIRE R/W FOR TH241/CSAH 35 ONE WAY PAIR PROJECT IN ST. MICHAEL (2007 CONVERSION)	0.0	RW	RIGHT OF WAY	HPP	1,604,530	1,283,624	425,000	0	0	320,906
459	TH 241	227-010-05	WRIGHT COUNTY	**MN 230** FROM 4TH ST W TO WEST OF CR 119, ACQUIRE R/W FOR TH241/CSAH 35 ONE WAY PAIR PROJECT IN ST. MICHAEL (2007 CONVERSION)	0.0	RW	RIGHT OF WAY	HPP	1,604,530	1,283,624	425,000	0	0	320,906
460	PED/BIKE	230-090-002	BAXTER	**MN 188** CONSTRUCT BRIDGE FOR PAUL BUYAN TRAIL OVER EXCELSIOR ROAD, BAXTERAC PROJECT, PAYBACK IN 2007-2009)	0.3	EN	PEDESTRIAN BIKE BRIDGE	HPP	1,490,000	645,175	765,000	0	0	844,825
461	I 94	242-010-002	ALBERTVILLE	**MN121**R/W ACQUISITION FOR I-94/CSAH 19 INTERCHANGE (AC PROJECT, PAYBACK IN 2007-09)	0.0	RW	RIGHT OF WAY	HPP	550,710	410,710	285,290	0	0	140,000
462	TH 10	4902-56	MN/DOT	REDECK BR 49010 OVER MISS RIVER AND BRS 49011 AND 49012 OVER BNSF RR/MORRISON CSAH 52 AT LITTLE FALLS BYPASS (AC PROJECT, PAYBACK IN 2008)	1.0	BI	REDECK	NHS	3,000,000	1,965,000	2,175,000	0	1,035,000	0
463	TH 10	4903-65	MN/DOT	CSAH 14 TO S LIMITS OF RANDALL, SAFETY IMPROVEMENTS	1.6	SC	SPOT IMPROVEMENT	SF	100,000	0	0	0	100,000	0
464	TH 10	7102-115	MN/DOT	JCT TH 10 AT BRADLEY BLVD IN BECKER, INTERSECTION REVISION (HSIP PROJECT)	0.0	SH	SPOT IMPROVEMENT	HSIP	150,000	135,000	0	0	15,000	0
465	TH 10	7102-118	MN/DOT	AT TH 10, SHERBURNE CR 81/200TH STREET INTERSECTION, SIGNAL AND GEOMETRIC IMPROVEMENTS (MUNICIPAL AGREEMENT)	0.3	SH	SPOT IMPROVEMENT	HSIP	250,000	225,000	0	0	25,000	0
466	TH 10	7702-42	MN/DOT	RECONSTRUCT TH 10 THROUGH CITY OF STAPLES(AC PROJECT, PAYBACK IN 2008)	2.6	MC	GRADE AND SURFACE	STP	1,100,000	0	4,400,000	0	1,100,000	0
467	TH 10	7702-43	MN/DOT	BUILDING DEMOLITION AND REMOVAL FOR MAJOR CONSTRUCTION AND CAPACITY IMPROVEMENT PROJECT (SP 7702-42) IN STAPLES)	2.6	RW	BUILDINGS	SF	500,000	0	0	0	500,000	0
468	TH 12	8602-44	MN/DOT	REPLACE BRIGE # 4868 (BNSF) IN DELANO	1.5	BR	BRIDGE REPLACEMENT	SF	1,500,000	0	0	0	1,500,000	0
469	TH 18	1803-35AC	MN/DOT	0.2 MI E JCT TH 25 IN BRAINERD TO GARRISON, MILL AND OVERLAY INCL SHLD PAVING (AC PAYBACK)	20.0	RS	MILL AND OVERLAY	STP	2,551,480	2,551,480	0	0	0	0
470	TH 23	7305-114	MN/DOT	0.5 MI E OF RR CROSSING IN WAITE PARK TO SB TH 15, MILL AND OVERLAY (ELLA)	1.2	RS	MILL AND OVERLAY	STP	1,087,916	870,333	0	0	217,583	0

ATP: 3
Fiscal Year: 2007

STIP for FY 2007-2009

Seq #	Route System	Project Number	Agency	Description	Miles	Program	Type of Work	Proposed Funds	Total	FHWA	AC	FTA	TH	Other
471	TH 24	8611-18	MN/DOT	WIDEN SHLDS FROM N POPLAR AVE IN ANNANDALE TO JCT I-94 IN CLEARWATER INCL BRIDGE REPLACEMENT (BR 6926) (AC PROJECT, PAYBACK IN 2008)	12.5	RC	SHOULDER WIDENING	STP	953,103	0	3,812,412	0	953,103	0
471	TH 24	8611-18S	MN/DOT	WIDEN SHLDS FROM N POPLAR AVE IN ANNANDALE TO JCT I-94 IN CLEARWATER INCL BRIDGE REPLACEMENT (BR 6926) (AC PROJECT, PAYBACK IN 2008)	12.5	SH	SHOULDER WIDENING	HSIP	671,561	335,780	2,686,246	0	335,781	0
472	TH 71	8003-29	MN/DOT	TODD/WADENA CO LINE TO 0.3 MI TO S JCT TH 29 AT WADENA, MILL AND OVERLAY INCL SHLD PAVING (ELLA)	5.0	RS	MILL AND OVERLAY	STP	968,370	774,696	0	0	193,674	0
473	TH 71	8004-39	MN/DOT	TH 10 IN WADENA TO N END RED EYE RIVER IN SEBEKA, MILL AND OVERLAY INCL SHLD PAVING (ELLA)	13.7	RS	MILL AND OVERLAY	SF	2,156,588	0	0	0	2,156,588	0
474	I 94	8680-148	MN/DOT	INSTALL MEDIAN CABLE GUARDRAIL AT VARIOUS LOCATIONS FROM WRIGHT CR 111 0.3 MI W OF ENFIELD REST AREA EXIT TO JCT TH 241 IN ST. MICHAEL	18.0	SH	GUARD RAIL	HSIP	677,166	541,733	0	0	135,433	0
475	TH 101	8608-21AC1	MN/DOT	CONSTRUCT FOUR NEW INTERCHANGES AT WRIGHT CSAH 36, 37, 39 AND 42 IN OTSEGO (BRS 86013, 86014, 86015, 86016, 86017, 86018, 86019, AND 86020) (BAP PAYBACK)	1.0	MC	GRADE, SURFACE & BRIDGE	STP	11,967,000	11,967,000	0	0	0	0
476	TH 210	1805-71	MN/DOT	MISSISSIPPI RIVER TO 5TH AVE IN BRAINERD, MILL & OVERLAY, INCL CURB, GUTTER & SIDEWALK	1.5	RS	MILL AND OVERLAY	NHS	1,738,444	1,390,755	0	0	347,689	0
477	TH 210	1806-67	MN/DOT	5TH AVE IN BRAINERD TO 0.5 MI E OF 4-LANE, MILL AND OVERLAY	3.6	RS	MILL AND OVERLAY	STP	1,024,357	819,486	0	0	204,871	0
478	TH 210	1806-68	MN/DOT	1.1 MI E OF 4-LANE NEAR BRAINERD TO 6TH AVE IN IRONTON, MILL & OVERLAY, INCL SHOULDER PAVING AND LTL AT AIRPORT ENTRANCE	9.9	RS	MILL AND OVERLAY	STP	1,830,456	1,464,365	0	0	366,091	0
478	TH 210	1806-68S	MN/DOT	1.1 MI E OF 4-LANE NEAR BRAINERD TO 6TH AVE IN IRONTON, MILL & OVERLAY, INCL SHOULDER PAVING AND LTL AT AIRPORT ENTRANCE	9.9	SH	MILL AND OVERLAY	HSIP	300,000	270,000	0	0	30,000	0
479	TH 241	8612-11AC	MN/DOT	CSAH 19 IN ST MICHAEL TO I-94, EXPAND TO 4-LANE (AC PAYBACK)	3.5	MC	GRADE AND SURFACE	STP	4,639,459	4,639,459	0	0	0	0
480	TH 371	1116-25	MN/DOT	PINE RIVER DEPOT RELOCATION	0.0	RW	BUILDINGS	SF	50,000	0	0	0	50,000	0
481	TH 999	8803-AM-07	MN/DOT	DISTRICTWIDE SETASIDES - COOPERATIVE AGREEMENTS - 2007	0.0	AM	COOP. CONST. AGREEMENT	SF	1,770,000	0	0	0	1,770,000	0
482	TH 999	8803-BI-07	MN/DOT	DISTRICTWIDE SETASIDES - BRIDGE REPAIR - 2007	0.0	BI	BRIDGE REPAIR	SF	1,000,000	0	0	0	1,000,000	0
483	TH 999	8803-CA-07	MN/DOT	DISTRICTWIDE SETASIDES - CONSULTANT AGREEMENTS - 2007	0.0	CA	MISCELLANEOUS	SF	500,000	0	0	0	500,000	0

ATP: 3
Fiscal Year: 2007

STIP for FY 2007-2009

Seq #	Route System	Project Number	Agency	Description	Miles	Program	Type of Work	Proposed Funds	Total	FHWA	AC	FTA	TH	Other
484	TH 999	8803-MA-07	MN/DOT	DISTRICTWIDE SETASIDES - MISC AGREEMENTS - 2007	0.0	MA	UTILITY AGREEMENT	SF	500,000	0	0	0	500,000	0
485	TH 999	8803-RB-07	MN/DOT	DISTRICTWIDE SETASIDES - LANDSCAPING - 2007	0.0	RB	LANDSCAPE PARTNERSHIP	SF	30,000	0	0	0	30,000	0
486	TH 999	8803-RW-07	MN/DOT	DISTRICTWIDE SETASIDES - RIGHT-OF-WAY - 2007	0.0	RW	RIGHT OF WAY	SF	6,200,000	0	0	0	6,200,000	0
487	TH 999	8803-RX-07	MN/DOT	DISTRICTWIDE SETASIDES - ROAD REPAIR /PREVENTIVE MAINTENANCE - 2007	0.0	RX	ROAD REPAIR	SF	4,875,000	0	0	0	4,875,000	0
488	TH 999	8803-SA-07	MN/DOT	DISTRICTWIDE SETASIDES - SUPP AGREEMENTS/OVERRUNS - 2007	0.0	SA	SUPP. AGREE. & COST OVERRUNS	SF	4,500,000	0	0	0	4,500,000	0
489	TH 999	8803-SC-07	MN/DOT	DISTRICTWIDE SETASIDE - SAFETY IMPROVEMENTS - 2007	0.0	SC	TRAFFIC MGMT. SYSTEM	SF	300,000	0	0	0	300,000	0
Summary for Year = 2007 (95 projects)									\$114,350,701	\$51,508,498	\$23,638,156	\$3,606,013	\$29,106,413	\$30,129,777

ATP: 3
Fiscal Year: 2008

STIP for FY 2007-2009

Seq #	Route System	Project Number	Agency	Description	Miles	Program	Type of Work	Proposed Funds	Total	FHWA	AC	FTA	TH	Other
490	BB	TRF-0042-08	MN/DOT	SECT 5311: CITY OF PINE RIVER TRANSIT OPERATING ASSISTANCE	0.0	OB	OPERATE BUS	FTA	67,367	0	0	17,760	0	49,607
491	BB	TRF-0048-08	ST CLOUD	SECT 5309:TRANSIT CAPITAL PURCHASE, LARGE BUS (CLASS 700)	0.0	B3	PURCHASE BUS	FTA	305,000	0	0	244,000	0	61,000
492	BB	TRF-0048-08A	ST CLOUD	SECT 5307: DIAL A RIDE TRANSIT SERVICE OPERATING ASSISTANCE	0.0	B9	OPERATE BUS	LF	2,400,000	0	0	0	0	2,400,000
493	BB	TRF-0048-08B	ST CLOUD	SECT 5307: FIXED ROUTE TRANSIT SERVICE OPERATING ASSISTANCE	0.0	B9	OPERATE BUS	FTA	5,889,526	0	0	626,600	0	5,262,926
494	BB	TRF-0048-08F	ST CLOUD	SECT 5307: TRANSIT CAPITALIZED PREVENTIVE MAINTENANCE	0.0	B9	BUS GRANT CAPITAL IMPROVEMENT	FTA	772,303	0	0	617,842	0	154,461
495	BB	TRF-0048-08L	ST CLOUD	SECT 5307: TRANSIT CAPITAL PURCHASES, OFFICE EQUIPMENT AND COMPUTERS	0.0	B9	BUS GRANT CAPITAL IMPROVEMENT	FTA	25,000	0	0	20,000	0	5,000
496	BB	TRF-0048-08M	ST CLOUD	SECT 5309 FIXED ROUTE TROLLEY LEASE PAYOFF	0.0	B3	BUS GRANT CAPITAL IMPROVEMENT	FTA	107,800	0	0	86,240	0	21,560
497	BB	TRF-0048-08N	ST CLOUD	SECT 5307: TRANSIT CAPITAL PURCHASES, MAINTENANCE TOOLS AND EQUIPMENT	0.0	B9	BUS GRANT CAPITAL IMPROVEMENT	FTA	10,000	0	0	8,000	0	2,000
498	BB	TRF-0048-08O	ST CLOUD	SECT 5307: TRANSIT CAPITAL PURCHASES, DIAL A RIDE SMALL BUS	0.0	B9	PURCHASE BUS	FTA	120,000	0	0	96,000	0	24,000
499	BB	TRF-0048-08P	ST CLOUD	SECT 5307: TRANSIT CAPITAL PURCHASES, DIAL A RIDE RECONDITION SMALL BUS	0.0	B9	PURCHASE BUS	FTA	25,000	0	0	20,000	0	5,000
500	BB	TRF-0055-08	MN/DOT	SECT 5311: RIVERRIDER TRANSIT OPERATING ASSISTANCE	0.0	OB	OPERATE BUS	FTA	689,585	0	0	139,208	0	550,377
501	BB	TRF-0057-08	MN/DOT	SECT 5311: TRI-CAP TRANSIT OPERATING ASSISTANCE	0.0	OB	OPERATE BUS	FTA	668,367	0	0	120,600	0	547,767
502	BB	TRF-0130-08	MN/DOT	SECT 5311: ANNANDALE TRANSIT OPERATING ASSISTANCE	0.0	OB	OPERATE BUS	FTA	119,882	0	0	17,520	0	102,362
503	BB	TRF-3449-08	MN/DOT	SECT 5311: CROW WING COUNTY/CITY OF BRAINERD TRANSIT OPERATING ASSISTANCE	0.0	OB	OPERATE BUS	FTA	786,551	0	0	188,738	0	597,813
504	BB	TRF-7068-08	MN/DOT	SECT 5311: ISANTI/COUNTY TRANSIT OPERATING ASSISTANCE	0.0	OB	OPERATE BUS	FTA	657,758	0	0	156,750	0	501,008
505	BB	TRF-7077-08	MN/DOT	SECT 5311: MILLE LACS COUNTY TRANSIT OPERATING ASSISTANCE	0.0	OB	OPERATE BUS	FTA	178,019	0	0	25,972	0	152,047

ATP: 3
Fiscal Year: 2008

STIP for FY 2007-2009

Seq #	Route System	Project Number	Agency	Description	Miles	Program	Type of Work	Proposed Funds	Total	FHWA	AC	FTA	TH	Other
506	BB	TRF-9018-08	MN/DOT	SECT 5311: WADENA COUNTY OPERATING ASSISTANCE	0.0	OB	OPERATE BUS	FTA	240,081	0	0	56,340	0	183,741
507	BB	TRS-0055-08	MN/DOT	RIVERRIDER, PURCHASE ONE BUS (CLASS 500)	0.0	TR	PURCHASE BUS	STP	108,600	86,400	0	0	0	22,200
508	BB	TRS-0057-08	MN/DOT	TRI-CAP, PURCHASE ONE BUS (CLASS 400)	0.0	TR	PURCHASE BUS	STP	64,000	51,200	0	0	0	12,800
509	BB	TRS-3449-08	MN/DOT	CITY OF BRAINERD, PURCHASE ONE BUS (CLASS 400)	0.0	TR	PURCHASE BUS	STP	62,000	49,600	0	0	0	12,400
510	BB	TRS-7068-08	MN/DOT	ISANTI CO, PURCHASE ONE BUS (CLASS 400)	0.0	TR	PURCHASE BUS	STP	62,000	49,600	0	0	0	12,400
511	BB	TRS-7077-08	MN/DOT	MILLE LACS COUNTY PUBLIC TRANSIT, ONE BUS (CLASS 400)	0.0	TR	PURCHASE BUS	STP	62,000	49,600	0	0	0	12,400
512	RR	11-00108	MN/DOT	CLOSE/CONSOLIDATE CROSSING AT LITTLE PINE RD TO IMPLEMENT CASS CO BNSF RR CORRIDOR STUDY	0.0	SR	RAILROAD SIGNALS	RRS	200,000	200,000	0	0	0	0
513	MUN 133	30-00112	MN/DOT	INSTALL GATES AT 343RD AVE (MUN 133) CROSSING IN CAMBRIDGE	0.0	SR	RAILROAD SIGNALS	RRS	175,000	157,500	0	0	0	17,500
514	MUN 47	30-00113	MN/DOT	INSTALL GATES AT ISANTI PARKWAY (MUN 47) IN ISANTI	0.0	SR	RAILROAD SIGNALS	RRS	175,000	157,500	0	0	0	17,500
515	RR	73-00122	MN/DOT	INSTALL GATES AT CROSS CREEK ROAD (TWP RD 814) IN PAYNESVILLE TOWNSHIP	0.0	SR	RAILROAD SIGNALS	RRS	175,000	157,500	0	0	0	17,500
516	CSAH 5	05-605-09	BENTON COUNTY	E LIMITS OF GILMAN TO CR 66, GRADE, BASE & BITUMINOUS	2.8	RC	GRADE AND SURFACE	STP	1,800,000	747,000	0	0	0	1,053,000
517	CSAH 4	11-604-14	CASS COUNTY	TH 200 TO CASS CSAH 52, RECONSTR, INCL INTERSECTION REALIGNMENT AT TH 200	1.6	RC	SHOULDER WIDENING	STP	975,000	631,462	0	0	0	343,538
518	CSAH 206, 20711-806-04AC1 & 11-807-01AC1		CASS COUNTY	**MN193** MAIN STREET STREETSCAPE RECONSTRUCTION, 2ND STREET FROM ASH AVENUE TO STATE HWY 2, AND GRAND UTLEY AVENUE FROM 2ND STREET TO 6TH STREET N. ACROSS HWY 2, CASS LAKE (AC PAYBACK)	1.0	EN	ENHANCEMENT	HPP	258,400	258,400	0	0	0	0
519	PED/BIKE	18-090-03	CROW WING COUNTY	**MN 132** ENGINEERING AND CONSTRUCTION FOR 3 SEGMENTS OF CUYUNA LAKES TRAILS, CROW WING COUNTY(AC PROJECT, PAYBACK IN 2008-2009)	5.4	PL	PLANNING	HPP	1,296,000	820,139	408,000	0	0	475,861
520	CSAH 2	18-602-25	CROW WING COUNTY	2.7 MI E OF TH 371 TO CSAH 45 IN CROW WING CO, GRADE, BASE & BITUMINOUS	5.9	RC	GRADE AND SURFACE	STP	2,320,480	978,000	0	0	0	1,342,480
521	CSAH 11	33-611-21	KANABEC COUNTY	JCT TH 23 TO CSAH 19 IN WHITED TWP, GRADE, BASE & BITUMINOUS	4.2	RC	GRADE AND SURFACE	STP	2,750,000	1,158,600	0	0	0	1,591,400

ATP: 3
Fiscal Year: 2008

STIP for FY 2007-2009

Seq #	Route System	Project Number	Agency	Description	Miles	Program	Type of Work	Proposed Funds	Total	FHWA	AC	FTA	TH	Other
522	PED/BIKE	48-090-01AC1 & 48-090-02AC1 & 4812-77AC1	MILLE LACS COUNTY	**MN197** CONSTRUCT BIKE/PED OVERPASS (BRIDGE # 48035) ON SOO LINE TRAIL OVER TH 169 IN ONAMIA (AC PAYBACK)	0.0	EN	PEDESTRIAN BIKE BRIDGE	HPP	149,274	149,274	0	0	0	0
523	TH 95	48-596-01AC1	MILLE LACS COUNTY	**MN105** DESIGN ENGINEERING FOR TH 95 SAFETY IMPROVEMENTS (AC PAYBACK)	0.0	PL	PLANNING	HPP	30,036	30,036	0	0	0	0
524	TH 95	48-596-03AC1	MILLE LACS COUNTY	**MN105** RIGHT-OF-WAY PURCHASE AND ACQUISITION COSTS FOR PHASE II FRONTAGE ROAD AND ACCESS MANAGEMENT, PRINCETON (AC PAYBACK)	0.0	RW	RIGHT OF WAY	HPP	214,764	214,764	0	0	0	0
525	CSAH 19	49-619-07 & 77-641-03	MORRISON COUNTY	**MN103** RECONSTRUCT CSAH 19 FROM CSAH 36 TO CSAH 2, MORRISON COUNTY (AC PROJECT, PAYBACK IN 2008-2009)	2.1	RC	GRADE AND SURFACE	HPP	397,800	309,352	54,400	0	0	88,448
526	CSAH 47	49-647-11	MORRISON COUNTY	**MN189** TH 371 TO CSAH 23, REHABILITATE, INCLUDING **MN189** CSAH 47 FROM 165TH AVENUE TO TH 25, MORRISON COUNTY (AC PROJECT, PAYBACK IN 2008-2009)	12.2	RD	SURFACING	HPP	1,150,160	240,574	119,680	0	0	909,586
527	CSAH 76	49-676-02AC1	MORRISON COUNTY	**MN180** CONSTRUCT ROADWAY IMPROVEMENTS TO CSAH 76, LITTLE FALLS (AC PAYBACK)	1.7	RC	GRADE AND SURFACE	HPP	144,704	144,704	0	0	0	0
528	EN	71-090-01	SHERBURNE COUNTY	SHERBURNE CSAH 9 TO PRINCETON, CONSTRUCT PHASE I OF GREAT NORTHERN TRAIL	3.5	EN	PEDESTRIAN BIKE TRAIL	TEA	148,000	118,400	0	0	0	29,600
529	PED/BIKE	73-090-07AC1	WRIGHT COUNTY	**MN 158** CONSTRUCT THE LAKE WOBEGON TRAIL FROM SAUK CENTRE TO THE STEARNS COUNTY LINE(AC PAYBACK)	4.4	EN	PEDESTRIAN BIKE TRAIL	HPP	47,872	47,872	0	0	0	0
530	CSAH	73-604-29	STEARNS COUNTY	**MN162** CONDUCT SCOPING AND PREPARE PROJECT MEMORANDUM FOR PROPOSED SIGNAL AND GEOMETRIC IMPROVEMENTS AT STEARNS CR 120/CSAH 4 INTERSECTION IN ST. CLOUD	0.0	PL	PLANNING	HPP	30,000	21,000	0	0	0	9,000
531	CSAH 17	73-617-32AC1	STEARNS COUNTY	**MN172** REPLACE BRIDGE # 73501 WITH BRIDGE # 73568 (AC PAYBACK)	0.0	BR	BRIDGE REPLACEMENT	HPP	54,400	54,400	0	0	0	0
532	LOCAL 999	73-684-03	STEARNS COUNTY	**MN162** PREPARE TIER 1 ENVIRONMENTAL IMPACT STATEMENT FOR PROPOSED NEW ROADWAY ALIGNMENT SOUTH AND WEST OF WAITE PARK, EXTENDING FROM WEST OF TH 15 AND 33RD ST S TO STEARNS CSAH 4 AND CSAH 133	0.0	PL	PLANNING	HPP	275,000	192,500	0	0	0	82,500
533	CSAH 6	86-606-13	WRIGHT COUNTY	TH 55 TO TH 24 E OF ANNANDALE, GRADE, BASE & BITUMINOUS	2.6	RC	GRADE AND SURFACE	STP	2,200,000	1,649,860	0	0	0	550,140
534	CSAH 19	86-619-29	WRIGHT COUNTY	JCT TH 241 IN ST. MICHAEL TO 57TH ST IN ALBERTVILLE	1.9	MC	GRADE AND SURFACE	STP	5,000,000	2,000,000	0	0	0	3,000,000

ATP: 3
Fiscal Year: 2008

STIP for FY 2007-2009

Seq #	Route System	Project Number	Agency	Description	Miles	Program	Type of Work	Proposed Funds	Total	FHWA	AC	FTA	TH	Other
535	MSAS 126	108-126-12	BRAINERD	RECONSTRUCT TO 4-LANE FROM 4TH ST SW TO QUINCE ST IN BRAINERD, INCL CONTINUOUS LTL TO MISSISSIPPI RVR BR AND INTERSECTION REVISION AT SW 4TH ST	1.0	RC	GRADE AND SURFACE	STP	2,200,000	1,760,000	0	0	0	440,000
536	CSAH 1	191-030-03AC2 & 73-030-01AC2	STEARNS COUNTY	**MN131** ACQUIRE PARCELS 1,7,8,18,38 AND 39 FOR THE SAUK RAPIDS BRIDGE REPLACEMENT (AC PAYBACK)	0.0	RW	RIGHT OF WAY	HPP	816,000	816,000	0	0	0	0
537	CSAH 1	191-080-04AC1 & 73-030-47AC1	STEARNS COUNTY	**MN131** RIGHT OF WAY AND CONSTRUCTION FOR SAUK RAPIDS BRIDGE APPROACH WORK (AC PAYBACK)	0.0	BR	GRADE,SURFACE & BRIDGE	STP	1,036,640	1,036,640	0	0	0	0
538	LOCAL 999	191-080-06	SAUK RAPIDS	**MN162** CONDUCT SCOPING, PREPARE ENVIRONMENTAL ASSESSMENT AND OFFICIAL MAP FOR PROPOSED BENTON DRIVE NEW ROADWAY ALIGNMENT EXTENDING FROM TH 10 TO BENTON CSAH 1	0.0	PL	PLANNING	HPP	250,000	175,000	0	0	0	75,000
539	TH 241	227-010-06	WRIGHT COUNTY	**MN 143** FROM 4TH ST W TO WEST OF CR 119, CONSTRUCTION ENGINEERING FOR TH241/CSAH 35 ONE WAY PAIR PROJECT IN ST. MICHAEL (2008 CONVERSION)	0.0	PL	PLANNING	HPP	200,000	160,000	160,000	0	0	40,000
540	TH 241	227-010-07	WRIGHT COUNTY	**MN 143** FROM 4TH ST W TO WEST OF CR 119, CONSTRUCTION OF TH241/CSAH 35 ONE WAY PAIR PROJECT ON IN ST. MICHAEL (AC PROJECT, PAYBACK IN 2008-09)	0.0	MC	GRADE AND SURFACE	HPP	1,728,000	112,000	384,000	0	0	1,616,000
540	TH 241	227-010-07	WRIGHT COUNTY	**MN 216** FROM 4TH ST W TO WEST OF CR 119, CONSTRUCTION OF TH241/CSAH 35 ONE WAY PAIR PROJECT ON IN ST. MICHAEL (AC PROJECT, PAYBACK IN 2008-09)	0.0	MC	GRADE AND SURFACE	HPP	1,575,000	425,000	850,000	0	0	1,150,000
540	TH 241	227-010-07	WRIGHT COUNTY	**MN 230** FROM 4TH ST W TO WEST OF CR 119, CONSTRUCTION OF TH241/CSAH 35 ONE WAY PAIR PROJECT ON IN ST. MICHAEL (AC PROJECT, PAYBACK IN 2008-09)	0.0	MC	GRADE AND SURFACE	HPP	1,575,000	425,000	850,000	0	0	1,150,000
541	PED/BIKE	230-090-002AC1	BAXTER	**MN 188** CONSTRUCT BRIDGE FOR PAUL BUYAN TRAIL OVER EXCELSIOR ROAD, BAXTER(AC PAYBACK)	0.3	EN	PEDESTRIAN BIKE BRIDGE	HPP	255,000	255,000	0	0	0	0
542	I 94	242-010-002AC1	ALBERTVILLE	**MN121**R/W ACQUISITION FOR I-94/CSAH 19 INTERCHANGE(AC PAYBACK)	0.0	RW	RIGHT OF WAY	HPP	136,000	136,000	0	0	0	0
543	TH 10	4902-56AC	MN/DOT	REDECK BR 49010 OVER MISSISSIPPI R AND BRS 49011 AND 49012 OVER BNSF RR/MORRISON CSAH 52 AT LITTLE FALLS BYPASS (AC PAYBACK)	1.0	BI	REDECK	NHS	2,175,000	2,175,000	0	0	0	0
544	TH 10	7102-119	MN/DOT	AT BNSF RR CROSSING OVERPASS E OF BIG LAKE, INSTALL CONCRETE AND HIGH TENSION CABLE MEDIAN BARRIER	0.5	SH	TRAFFIC BARRIER	HSIP	256,000	230,400	0	0	25,600	0

ATP: 3
Fiscal Year: 2008

STIP for FY 2007-2009

Seq #	Route System	Project Number	Agency	Description	Miles	Program	Type of Work	Proposed Funds	Total	FHWA	AC	FTA	TH	Other
545	TH 10	7702-42AC	MN/DOT	4-LANE IN STAPLES, CONSTRUCT 4-LANE (AC PAYBACK)	2.6	MC	GRADE AND SURFACE	STP	4,400,000	4,400,000	0	0	0	0
546	TH 12	8602-40	MN/DOT	72ND ST TO 700 FEET EAST OF CO. LINE RD. IN DELANO, GRADE & SURFACE, INCL. BR #3622 OVER THE CROW RIVER(AC PROJECT, PAYBACK IN 2009)	1.1	RC	GRADE,SURFACE & BRIDGE	STP	3,240,000	1,620,000	4,860,000	0	1,620,000	0
547	TH 15	7303-45	MN/DOT	TH 55 IN KIMBALL TO BEG. 4-LANE NEAR I-94, MILL & OVERLAY AND SHLD PAVING	12.6	RS	MILL AND OVERLAY	STP	1,566,906	1,253,525	0	0	313,381	0
548	TH 15	7303-46	MN/DOT	INTERSECTION REVISION & SIGNAL AT STEARNS CSAH 47/CSAH 136 S OF LUXEMBURG	0.0	SH	TURN LANES	HSIP	450,000	405,000	0	0	45,000	0
549	TH 24	8611-18AC	MN/DOT	WIDEN SHLDS FROM N POPLAR AVE IN ANNANDALE TO JCT I-94 IN CLEARWATER INCL BRIDGE REPLACEMENT (BR 69262) (AC PAYBACK)	12.5	RC	SHOULDER WIDENING	STP	3,812,412	3,812,412	0	0	0	0
549	TH 24	8611-18SAC	MN/DOT	WIDEN SHLDS FROM N POPLAR AVE IN ANNANDALE TO JCT I-94 IN CLEARWATER INCL BRIDGE REPLACEMENT (BR 69262) (AC PAYBACK)	12.5	SH	SHOULDER WIDENING	HSIP	2,686,246	2,686,246	0	0	0	0
550	TH 25	1808-24	MN/DOT	4TH AVE. IN PIERZ TO 0.2 MI. S. OF TH 18 IN BRAINERD, MILL & OVERLAY INCL. SHOULDER PAVING	26.3	RS	MILL AND OVERLAY	STP	4,204,350	3,363,480	0	0	840,870	0
551	TH 27	3309-13	MN/DOT	OVER HAY CREEK 1.6 MI. W OF JCT TH 65 IN KANABEC CO, REPLACE BR 9048	0.0	BR	BRIDGE REPAIR	SF	327,718	0	0	0	327,718	0
552	TH 27	4904-39	MN/DOT	0.2 MI E 9TH ST IN LONG PRAIRIE TO 0.7 MI E OF TH 238 E OF LITTLE FALLS, MILL & OVERLAY, INCL SHOULDER PAVING	21.8	RS	MILL AND OVERLAY	STP	3,060,046	2,448,037	0	0	612,009	0
553	TH 27	4905-32	MN/DOT	SAFETY & CAPACITY IMPROVEMENTS FROM 9TH ST NE. IN LITTLE FALLS TO MORRISON CSAH 43, INCL. ADDING LANES, CHANNELIZATION & INTERSECTION IMPROVEMENTS	1.3	AM	CHANNELIZATION	SF	1,990,000	0	0	0	1,390,000	600,000
554	TH 27	7703-15	MN/DOT	DOUGLAS/TODD CO LINE TO S JCT TH 71, MILL & OVERLAY, INCL SHOULDER PAVING	13.0	RS	MILL AND OVERLAY	STP	2,063,279	1,650,623	0	0	412,656	0
555	TH 34	1105-08M	MN/DOT	CASS CO LINE TO WALKER, MILL & OVERLAY, INCL CULVERTS & TURN LANES	9.7	RS	MILL AND OVERLAY	STP	1,386,660	1,109,328	0	0	277,332	0
556	TH 55	8606-55	MN/DOT	GEOMETRIC IMPROVEMENTS AND TRAFFIC SIGNAL AT CSAH 12 W OF BUFFALO	0.0	SC	TURN LANES	SF	100,000	0	0	0	100,000	0
557	TH 65	3003-45	MN/DOT	ISANTI CO CSAH 5 IN ISANTI, INSTALL DUAL LTL IN NBL	0.0	SH	TURN LANES	HSIP	200,000	180,000	0	0	20,000	0
558	TH 65	3307-38	MN/DOT	OVER GROUNDHOUSE RIVER 4.0 MI S OF S JCT TH 23 IN MORA, REPLACE BR 6412	0.0	BR	BRIDGE REPAIR	SF	800,000	0	0	0	800,000	0

ATP: 3
Fiscal Year: 2008

STIP for FY 2007-2009

Seq #	Route System	Project Number	Agency	Description	Miles	Program	Type of Work	Proposed Funds	Total	FHWA	AC	FTA	TH	Other
559	TH 65	3307-39	MN/DOT	OVER ANN RIVER 0.7 MI S OF S JCT TH 23 IN MORA, REPLACE BR 5747	0.0	BR	BRIDGE REPAIR	SF	1,000,000	0	0	0	1,000,000	0
560	TH 70	3306-13	MN/DOT	JCT TH 65 IN BRUNSWICK TO TH 107, MILL & OVERLAY INCL SHOULDER PAVING	7.2	RS	MILL AND OVERLAY	STP	1,147,821	918,257	0	0	229,564	0
561	TH 71	8005-19	MN/DOT	RED EYE RIVER IN SEBEKA TO TH 87 IN MENAUGA, MILL & OVERLAY, INCL SHOULDER PAVING	8.8	RS	MILL AND OVERLAY	SF	1,604,305	0	0	0	1,604,305	0
562	194	7380-216	MN/DOT	1.3 MI E OF MELROSE TO ST. JOHN UNIV EXIT, MILL & OVERLAY, INCL SHOULDER PAVING	20.0	RS	MILL AND OVERLAY	IM	3,982,634	3,584,371	0	0	398,263	0
563	194	8680-149	MN/DOT	EB EXIT RAMP TH 24 IN CLEARWATER TO WRIGHT CR 111 0.3 MI W OF ENFIELD REST AREA EXIT, INSTALL MEDIAN CABLE GUARDRAIL	8.3	SH	GUARD RAIL	HSIP	670,000	603,000	0	0	67,000	0
564	TH 95	0505-24	MN/DOT	TH 23 TO 4.4 MI W OF TH 47 E OF PRINCETON, MILL AND OVERLAY, INCL SHLD PAVING	29.0	RS	MILL AND OVERLAY	SF	3,920,552	0	0	0	3,920,552	0
565	TH 95	3007-32	MN/DOT	E OF CAMBRIDGE TO NORTH BRANCH, MILL & OVERLAY AND SHOULDER PAVING, INCL REPLACE BR 92099 OVER STREAM	9.4	RS	MILL AND OVERLAY	STP	1,990,991	1,592,793	0	0	398,198	0
566	TH 95	4809-19	MN/DOT	SAFETY & CAPACITY IMPROVEMENTS FROM 1/2 MI W OF JCT TH 169 TO 1/4 MI E IN PRINCETON, INCL. ADDING LANES, TL & CHANNELIZATION	0.7	AM	CHANNELIZATION	SF	1,000,000	0	0	0	1,000,000	0
567	TH 101	8608-21AC2	MN/DOT	CONSTRUCT FOUR NEW INTERCHANGES AT WRIGHT CSAH 36, 37, 39 AND 42 IN OTSEGO (BRS 86013, 86014, 86015, 86016, 86017, 86018, 86019, AND 86020) (BAP PAYBACK)	1.0	MC	GRADE, SURFACE & BRIDGE	STP	11,284,622	11,284,622	0	0	0	0
568	TH 200	1112-09M	MN/DOT	HUBBARD/CASS CO LINE TO JCT TH 371 N OF WALKER, MILL & OVERLAY, INCL CULVERTS & TURN LANES	1.4	RS	MILL AND OVERLAY	STP	379,500	303,600	0	0	75,900	0
569	TH 210	7701-36	MN/DOT	0.3 MI. E HEWITT TO TH 10 IN STAPLES, MILL & OVERLAY INCL SHLD PAVING	15.2	RS	MILL AND OVERLAY	STP	2,036,380	1,629,104	0	0	407,276	0
570	TH 371	1810-96	MN/DOT	CONSTRUCT LTL INCL. SIGNAL AT CSAH 16 N OF PEQUOT LAKES	0.5	SH	TURN LANES	HSIP	400,000	360,000	0	0	40,000	0
571	TH 999	8803-AM-08	MN/DOT	DISTRICTWIDE SETASIDES - COOPERATIVE AGREEMENTS - 2008	0.0	AM	COOP. CONST. AGREEMENT	SF	1,000,000	0	0	0	1,000,000	0
572	TH 999	8803-CA-08	MN/DOT	DISTRICTWIDE SETASIDES - CONSULTANT AGREEMENTS - 2008	0.0	CA	MISCELLANEOUS	SF	500,000	0	0	0	500,000	0
573	TH 999	8803-MA-08	MN/DOT	DISTRICTWIDE SETASIDES - MISCELLANEOUS AGREEMENTS - 2008	0.0	MA	UTILITY AGREEMENT	SF	800,000	0	0	0	800,000	0

ATP: 3
Fiscal Year: 2008

STIP for FY 2007-2009

Seq #	Route System	Project Number	Agency	Description	Miles	Program	Type of Work	Proposed Funds	Total	FHWA	AC	FTA	TH	Other
574	TH 999	8803-RB-08	MN/DOT	DISTRICTWIDE SETASIDES - LANDSCAPING - 2008	0.0	RB	LANDSCAPE PARTNERSHIP	SF	30,000	0	0	0	30,000	0
575	TH 999	8803-RW-08	MN/DOT	DISTRICTWIDE SETASIDES - RIGHT OF WAY - 2008	0.0	RW	RIGHT OF WAY	SF	4,000,000	0	0	0	4,000,000	0
576	TH 999	8803-RX-08	MN/DOT	DISTRICTWIDE SETASIDES - MISC. ROAD & BRIDGE REPAIR (BARC) - 2008	0.0	RX	ROAD REPAIR	SF	3,000,000	0	0	0	3,000,000	0
577	TH 999	8803-SA-08	MN/DOT	DISTRICTWIDE SETASIDES - SUPPLEMENTAL AGREEMENTS/OVERRUNS - 2008	0.0	SA	SUPP. AGREE. & COST OVERRUNS	SF	3,000,000	0	0	0	3,000,000	0
578	TH 999	8803-SC-08	MN/DOT	DISTRICTWIDE SETASIDE - SAFETY IMPROVEMENTS - 2008	0.0	SC	TRAFFIC MGMT. SYSTEM	SF	300,000	0	0	0	300,000	0
Summary for Year = 2008 (92 projects)									\$117,924,791	\$61,635,675	\$7,686,080	\$2,441,570	\$28,555,624	\$25,291,922

ATP: 3
Fiscal Year: 2009

STIP for FY 2007-2009

Seq #	Route System	Project Number	Agency	Description	Miles	Program	Type of Work	Proposed Funds	Total	FHWA	AC	FTA	TH	Other
579	BB	TRF-0042-09	MN/DOT	SECT 5311: CITY OF PINE RIVER TRANSIT OPERATING ASSISTANCE	0.0	OB	OPERATE BUS	FTA	69,388	0	0	17,760	0	51,628
580	BB	TRF-0048-09	ST CLOUD	SECT 5309: TRANSIT CAPITAL PURCHASE, 4 VEHICLES (CLASS 700)	0.0	B3	PURCHASE BUS	FTA	1,240,000	0	0	992,000	0	248,000
581	BB	TRF-0048-09A	ST CLOUD	SECT 5307: DIAL A RIDE TRANSIT SERVICE OPERATING ASSISTANCE	0.0	B9	OPERATE BUS	LF	2,500,000	0	0	0	0	2,500,000
582	BB	TRF-0048-09B	ST CLOUD	SECT 5307: FIXED ROUTE TRANSIT SERVICE OPERATING ASSISTANCE	0.0	B9	OPERATE BUS	FTA	6,295,147	0	0	626,600	0	5,668,547
583	BB	TRF-0048-09F	ST CLOUD	SECT 5307: TRANSIT CAPITALIZED PREVENTIVE MAINTENANCE	0.0	B9	BUS GRANT CAPITAL IMPROVEMENT	FTA	660,459	0	0	528,367	0	132,092
584	BB	TRF-0048-09G	ST CLOUD	SECT 5307: TRANSIT CAPITAL PURCHASES, ITS PROJECTS	0.0	B9	BUS GRANT CAPITAL IMPROVEMENT	FTA	25,000	0	0	20,000	0	5,000
585	BB	TRF-0048-09H	ST CLOUD	SECT 5307: TRANSIT CAPITAL PURCHASES, BUS SHELTER TRANSIT AMENITY PROGRAM	0.0	B9	BUS GRANT CAPITAL IMPROVEMENT	FTA	10,000	0	0	8,000	0	2,000
586	BB	TRF-0048-09J	ST CLOUD	SECT 5307: OPERATIONS CENTER MAINTENANCE, MISCELLANEOUS IMPROVEMENTS	0.0	B3	PURCHASE BUS	FTA	50,000	0	0	40,000	0	10,000
587	BB	TRF-0048-09L	ST CLOUD	SECT 5307: TRANSIT CAPITAL PURCHASES, OFFICE EQUIPMENT AND COMPUTERS	0.0	B9	BUS GRANT CAPITAL IMPROVEMENT	FTA	25,000	0	0	20,000	0	5,000
588	BB	TRF-0048-09N	ST CLOUD	SECT 5307: TRANSIT CAPITAL PURCHASES, MAINTENANCE TOOLS AND EQUIPMENT	0.0	B9	BUS GRANT CAPITAL IMPROVEMENT	FTA	10,000	0	0	8,000	0	2,000
589	BB	TRF-0048-09O	ST CLOUD	SECT 5307: TRANSIT CAPITAL PURCHASES, DIAL A RIDE SMALL BUS	0.0	B9	PURCHASE BUS	FTA	120,000	0	0	96,000	0	24,000
590	BB	TRF-0048-09P	ST CLOUD	SECT 5307: TRANSIT CAPITAL PURCHASES, DIAL A RIDE RECONDITION SMALL BUS	0.0	B9	PURCHASE BUS	FTA	25,000	0	0	20,000	0	5,000
591	BB	TRF-0048-09Q	ST CLOUD	SECT 5307: TRANSIT CAPITAL PURCHASE REPLACEMENT OPERATIONS AUTOMOBILE	0.0	B9	BUS GRANT CAPITAL IMPROVEMENT	FTA	25,000	0	0	20,000	0	5,000
592	BB	TRF-0048-09R	ST CLOUD	SECT 5307: TRANSIT CAPITAL PURCHASE REPLACEMENT MAINTENANCE TRUCK	0.0	B9	BUS GRANT CAPITAL IMPROVEMENT	FTA	40,000	0	0	32,000	0	8,000

ATP: 3
Fiscal Year: 2009

STIP for FY 2007-2009

Seq #	Route System	Project Number	Agency	Description	Miles	Program	Type of Work	Proposed Funds	Total	FHWA	AC	FTA	TH	Other
593	BB	TRF-0048-09S	ST CLOUD	SECT 5309:TRANSIT HUB STUDY AND CONSTRUCTION	0.0	B3	BUS GRANT CAPITAL IMPROVEMENT	FTA	100,000	0	0	80,000	0	20,000
594	BB	TRF-0055-09	MN/DOT	SECT 5311: RIVERRIDER TRANSIT OPERATING ASSISTANCE	0.0	OB	OPERATE BUS	FTA	710,273	0	0	139,208	0	571,065
595	BB	TRF-0057-09	MN/DOT	SECT 5311: TRI-CAP TRANSIT OPERATING ASSISTANCE	0.0	OB	OPERATE BUS	FTA	688,418	0	0	120,600	0	567,818
596	BB	TRF-0130-09	MN/DOT	SECT 5311: ANNANDALE TRANSIT OPERATING ASSISTANCE	0.0	OB	OPERATE BUS	FTA	123,478	0	0	17,520	0	105,958
597	BB	TRF-3449-09	MN/DOT	SECT 5311: CROW WING COUNTY/CITY OF BRAINERD TRANSIT OPERATING ASSISTANCE	0.0	OB	OPERATE BUS	FTA	810,148	0	0	188,738	0	621,410
598	BB	TRF-7068-09	MN/DOT	SECT 5311: ISANTI/COUNTY TRANSIT OPERATING ASSISTANCE	0.0	OB	OPERATE BUS	FTA	677,491	0	0	156,750	0	520,741
599	BB	TRF-7077-09	MN/DOT	SECT 5311: MILLE LACS COUNTY TRANSIT OPERATING ASSISTANCE	0.0	OB	OPERATE BUS	FTA	183,360	0	0	25,972	0	157,388
600	BB	TRF-9018-09	MN/DOT	SECT 5311: WADENA COUNTY OPERATING ASSISTANCE	0.0	OB	OPERATE BUS	FTA	247,283	0	0	56,340	0	190,943
601	BB	TRS-0055-09	MN/DOT	RIVERRIDER, PURCHASE ONE BUS (CLASS 500)	0.0	TR	PURCHASE BUS	STP	111,000	88,800	0	0	0	22,200
602	BB	TRS-0057-09	MN/DOT	TRI-CAP, PURCHASE ONE BUS (CLASS 400)	0.0	TR	PURCHASE BUS	STP	64,000	51,200	0	0	0	12,800
603	BB	TRS-3449-09	MN/DOT	CITY OF BRAINERD, PURCHASE TWO (CLASS 400) BUSES	0.0	TR	PURCHASE BUS	STP	128,000	102,400	0	0	0	25,600
604	BB	TRS-7068-09	MN/DOT	ISANTI CO, PURCHASE ONE BUS (CLASS 400)	0.0	TR	PURCHASE BUS	STP	64,000	51,200	0	0	0	12,800
605	BB	TRS-9018-09	MN/DOT	WADENA COUNTY, PURCHASE BUS (CLASS 400)	0.0	TR	PURCHASE BUS	STP	62,000	49,600	0	0	0	12,400
606	RR	11-00109	MN/DOT	CLOSE AND COSOLIDATE CROSSINGS ON BNSF CORRIDOR IN CASS COUNTY	0.0	SR	RR X-ING IMPROVEMENTS	RRS	200,000	200,000	0	0	0	0
607	CSAH 206, 20711-806-04AC2 & 11-807-01AC2		CASS COUNTY	**MN193** MAIN STREET STREETSCAPE RECONSTRUCTION, 2ND STREET FROM ASH AVENUE TO STATE HWY 2, AND GRAND UTLEY AVENUE FROM 2ND STREET TO 6TH STREET N. ACROSS HWY 2, CASS LAKE (AC PAYBACK)	1.0	EN	ENHANCEMENT	HPP	258,400	258,400	0	0	0	0
608	PED/BIKE	18-090-03AC	CROW WING COUNTY	**MN 132** ENGINEERING AND CONSTRUCTION FOR 3 SEGMENTS OF CUYUNA LAKES TRAILS, CROW WING COUNTY,(AC PAYBACK)	5.4	PL	PLANNING	HPP	204,000	204,000	0	0	0	0
609	CSAH 4	18-604-07	CROW WING COUNTY	FROM CSAH 18 TO LAKESHORE DRIVE IN CROW WING CO, GRADE, BASE, BITUMINOUS	3.8	RC	GRADE AND SURFACE	STP	1,140,000	912,000	0	0	0	228,000

ATP: 3
Fiscal Year: 2009

STIP for FY 2007-2009

Seq #	Route System	Project Number	Agency	Description	Miles	Program	Type of Work	Proposed Funds	Total	FHWA	AC	FTA	TH	Other
610	CSAH 15	18-615-08	CROW WING COUNTY	FROM JCT TH 371 IN JENKINS TO CROW WING CO CSAH 1, PAVE SHOULDERS FOR BIKE/PED USE OF PAUL BUNYAN SCENIC BYWAY (TE ELIGIBLE)	6.8	EN	PED/BIKE IMPROVEMENT	TEA	278,325	222,660	0	0	0	55,665
611	CR 43	30-596-01	ISANTI COUNTY	FROM TH 65 TO ISANTI CO CR 45, GRADE, BASE, BITUMINOUS	1.2	RC	GRADE AND SURFACE	STP	682,000	492,000	0	0	0	190,000
612	PED/BIKE	48-090-01AC2 & 48-090-02AC2 & 4812-77AC2	MILLE LACS COUNTY	**MN197** CONSTRUCT BIKE/PED OVERPASS (BRIDGE # 48035) ON SOO LINE TRAIL OVER TH 169 IN ONAMIA (AC PAYBACK)	0.0	EN	PEDESTRIAN BIKE BRIDGE	HPP STP	640,082	640,082	0	0	0	0
613	TH 95	48-596-03AC2	MILLE LACS COUNTY	**MN105** RIGHT-OF-WAY PURCHASE AND ACQUISITION COSTS FOR PHASE II FRONTAGE ROAD AND ACCESS MANAGEMENT, PRINCETON (AC PAYBACK)	0.0	RW	BRIDGE REPLACEMENT	HPP	55,236	55,236	0	0	0	0
614	LOCAL 999	48-596-04	MILLE LACS BAND	FROM TH 169 TO MILLE LACS CR 25 IN VINELAND, CONSTRUCT NEW ALIGNMENT	1.2	MC	GRADE AND SURFACE	STP	1,653,046	409,608	0	0	0	1,243,438
615	TH 95	48-596-06AC1	MILLE LACS COUNTY	**MN105** CONSTRUCTION PHASE II PRINCETON FRONTAGE ROAD AND ACCESS MANAGEMENT, PRINCETON (AC PAYBACK)	1.0	SC	GRADE AND SURFACE	HPP	189,564	189,564	0	0	0	0
616	CR 203	49-596-04	MORRISON COUNTY	**MN167** RECONSTRUCT CR 203 BETWEEN U.S. 10 AND CSAH 2 (2009 CONVERSION)	4.0	RC	GRADE AND SURFACE	HPP	800,000	229,407	45,696	0	0	570,593
617	CSAH 12	49-612-05	MORRISON COUNTY	FROM CR 221 W TO TH 28 IN SWANVILLE, GRADE, BASE, BITUMINOUS, INCL SHOULDERS	5.6	RC	RADE AND SURFACE	STP	1,680,000	1,200,000	0	0	0	480,000
618	CSAH 19	49-619-07AC & 77-641-03AC	MORRISON COUNTY	**MN103** RECONSTRUCT CSAH 19 FROM CSAH 36 TO CSAH 2, MORRISON COUNTY (AC PAYBACK)	0.0	RC	GRADE AND SURFACE	HPP	27,200	27,200	0	0	0	0
619	CSAH 47	49-647-11AC	MORRISON COUNTY	**MN 189** FROM TH 371 TO CSAH 23, REHABILITATE, INCLUDING **MN189** CSAH 47 FROM 165TH AVENUE TO TH 25, MORRISON COUNTY (AC PAYBACK)	12.2	RD	SURFACING	HPP	59,840	59,840	0	0	0	0
620	CSAH 76	49-676-02AC2	MORRISON COUNTY	**MN180** CONSTRUCT ROADWAY IMPROVEMENTS TO CSAH 76, LITTLE FALLS (AC PAYBACK)	1.7	RC	GRADE AND SURFACE	HPP	144,704	144,704	0	0	0	0
621	CR 81	71-596-06AC	SHERBURNE COUNTY	FROM JCT TH 25 TO 1000 N OF CR 73 W OF BIG LAKE, GRADE, SURFACE & REALIGN (AC PAYBACK)	3.0	MC	GRADE AND SURFACE	STP FFM	2,195,614	2,195,614	0	0	0	0
622	PED/BIKE	73-090-07AC2	STEARNS COUNTY	**MN 158** CONSTRUCT THE LAKE WOBEGON TRAIL FROM SAUK CENTRE TO THE STEARNS COUNTY LINE(AC PAYBACK)	4.4	EN	PEDESTRIAN BIKE TRAIL	HPP	47,872	47,872	0	0	0	0
623	PED/BIKE	73-090-08	STEARNS COUNTY	CONSTRUCT BIKE/PED TRAIL FROM E CITY LIMITS OF RICHMOND TO E CITY LIMITS OF COLD SPRING, PHASE I OF ROCORI TRAIL	5.3	EN	PEDESTRIAN BIKE TRAIL	TEA	658,705	526,964	0	0	0	131,741

ATP: 3
Fiscal Year: 2009

STIP for FY 2007-2009

Seq #	Route System	Project Number	Agency	Description	Miles	Program	Type of Work	Proposed Funds	Total	FHWA	AC	FTA	TH	Other
624	CR 176	73-598-15	STEARNS COUNTY	REPLACE BRIDGE 35911 OVER GETCHELL RIVER IN STEARNS CO	0.1	BR	BRIDGE REPLACEMENT	BROS	200,000	160,000	0	0	0	40,000
625	CR 134	73-604-25 & 73-596-06	STEARNS COUNTY	**MN213**ON STEARNS CR 134, REALIGN AND CONSTRUCT 4-LANE URBAN SECTION FROM CSAH 138 WEST OAKS DR TO S. OF KNIGHT OF COLUMBUS PARK; ON VETERANS DRIVE, EXPAND TO SIX LANES ROADWAY FROM STEARNS CR 134 TO CSAH 138; AND ON PINE CONE RD, EXTEND AND CONSTRUCT 4	3.5	MC	GRADE,SURFACE & BRIDGE	HPP	2,133,624	1,706,899	340,000	0	0	426,725
625	CR 134	73-604-25 & 73-596-06	STEARNS COUNTY	**MN116**ON STEARNS CR 134, REALIGN AND CONSTRUCT 4-LANE URBAN SECTION FROM CSAH 138 WEST OAKS DR TO S. OF KNIGHT OF COLUMBUS PARK; ON VETERANS DRIVE, EXPAND TO SIX LANES ROADWAY FROM STEARNS CR 134 TO CSAH 138; AND ON PINE CONE RD, EXTEND AND CONSTRUCT 4	3.5	MC	GRADE,SURFACE & BRIDGE	HPP STP	4,600,562	1,365,519	3,039,190	0	0	3,235,043
625	CR 134	73-604-25 & 73-596-06	STEARNS COUNTY	**MN 228** ON STEARNS CR 134, REALIGN AND CONSTRUCT 4-LANE URBAN SECTION FROM CSAH 138 WEST OAKS DR TO S. OF KNIGHT OF COLUMBUS PARK; ON VETERANS DRIVE, EXPAND TO SIX LANES ROADWAY FROM STEARNS CR 134 TO CSAH 138; AND ON PINE CONE RD, EXTEND AND CONSTRUCT	3.5	MC	GRADE,SURFACE & BRIDGE	HPP	2,433,624	2,006,899	340,000	0	0	426,725
625	CR 134	73-604-25 & 73-596-06	STEARNS COUNTY	**MN168**ON STEARNS CR 134, REALIGN AND CONSTRUCT 4-LANE URBAN SECTION FROM CSAH 138 WEST OAKS DR TO S. OF KNIGHT OF COLUMBUS PARK; ON VETERANS DRIVE, EXPAND TO SIX LANES ROADWAY FROM STEARNS CR 134 TO CSAH 138; AND ON PINE CONE RD, EXTEND AND CONSTRUCT 4	3.5	RW	GRADE,SURFACE & BRIDGE	HPP	4,255,000	2,731,039	544,000	0	0	1,523,961
626	CSAH 17	73-617-32AC2	STEARNS COUNTY	**MN172** REPLACE BRIDGE # 73501 WITH BRIDGE # 73568 (AC PAYBACK)	0.0	BR	BRIDGE REPLACEMENT	HPP	54,400	54,400	0	0	0	0
627	CSAH 51	73-651-05	STEARNS COUNTY	CSAH 52 TO CSAH 2 IN ST. JOSEPH TWP, GRADE, BASE, AND BITUMINOUS (REGION 7W PORTION)	5.4	RC	GRADE AND SURFACE	STP	2,090,000	1,036,640	0	0	0	1,053,360
628	PED/BIKE	86-090-02	WRIGHT COUNTY	CONSTRUCT BIKE/PED TRAIL FROM TH 55 S TO CSAH 38, THEN W TO TRIPPLETT FARMS DEVELOPMENT IN ANNANDALE	2.6	EN	PEDESTRIAN BIKE TRAIL	TEA	416,760	176,386	0	0	0	240,374
629	CSAH 75	86-675-13	WRIGHT COUNTY	REPLACE BRIDGE #5434 OVER BNSF RAILWAY ON W END ON MONTICELLO	0.0	BR	BRIDGE REPLACEMENT	BR	700,000	560,000	0	0	0	140,000
630	LOCAL 999	162-030-02	ST. CLOUD APO	**MN162** CONDUCT SCOPING, PREPARE ENVIRONMENTAL DOCUMENTAION, DESIGN, AND OFFICIAL MAPPING FOR VARIOUS PROJECTS CONSISTENT WITH ST. CLOUD APO 2030 TRANSPORTATION PLAN (2009 CONVERSION)	0.0	PL	PLANNING	HPP	766,113	536,279	408,000	0	0	229,834

ATP: 3
Fiscal Year: 2009

STIP for FY 2007-2009

Seq #	Route System	Project Number	Agency	Description	Miles	Program	Type of Work	Proposed Funds	Total	FHWA	AC	FTA	TH	Other
631	MSAS 101	162-101-10	ST. CLOUD	**MN122** ON 10ST ST, EXPAND UNIVERSITY BRIDGE TO 4-LANE, INCL APPROACHES FROM 5TH AVE S TO KILLIAN BLVD IN ST. CLOUD (2009 CONVERSION)	0.0	BR	WIDEN AND REDECK	HPP	4,590,000	682,760	136,000	0	0	3,907,240
632	CSAH 1	191-030-03AC3 & 73-030-01AC3	STEARNS COUNTY	**MN131** AQUIRE PARCELS 1,7,8,18,38 AND 39 FOR THE SAUK RAPIDS BRIDGE REPLACEMENT (AC PAYBACK)	0.0	BR	RIGHT OF WAY	HPP	455,373	455,373	0	0	0	0
633	CSAH 1	191-080-04AC2 & 73-030-47AC2	STEARNS COUNTY	**MN131** RIGHT OF WAY AND CONSTRUCTION FOR SAUK RAPIDS BRIDGE APPROACH WORK (AC PAYBACK)	0.0	BR	GRADE,SURFACE & BRIDGE	HPP STP	1,376,987	1,376,987	0	0	0	0
634	TH 241	227-010-07AC	WRIGHT COUNTY	**MN 143** FROM 4TH ST W TO WEST OF CR 119, CONSTRUCTION OF TH241/CSAH 35 ONE WAY PAIR PROJECT ON IN ST. MICHAEL(AC PAYBACK)	1.0	MC	GRADE AND SURFACE	HPP	272,000	272,000	0	0	0	0
634	TH 241	227-010-07AC	WRIGHT COUNTY	**MN 216** FROM 4TH ST W TO WEST OF CR 119, CONSTRUCTION OF TH241/CSAH 35 ONE WAY PAIR PROJECT ON IN ST. MICHAEL(AC PAYBACK)	1.0	MC	GRADE AND SURFACE	HPP	425,000	425,000	0	0	0	0
634	TH 241	227-010-07AC	WRIGHT COUNTY	**MN 230** FROM 4TH ST W TO WEST OF CR 119, CONSTRUCTION OF TH241/CSAH 35 ONE WAY PAIR PROJECT ON IN ST. MICHAEL(AC PAYBACK)	1.0	MC	GRADE AND SURFACE	HPP	425,000	425,000	0	0	0	0
635	MUN	230-080-001	CITY OF BAXTER	CONSTRUCT RAILROAD-HIGHWAY GRADE PUBLIC ROAD CROSSING ON NEW ALIGNMENT AT OLD POTLATCH CROSSING ON WEST SIDE OF BAXTER, INCL SIGNAL AND GATES	0.0	MC	RAILROAD SURF/SIGNALS	STP	314,000	251,200	0	0	0	62,800
636	PED/BIKE	230-090-002AC2	BAXTER	**MN 188** CONSTRUCT BRIDGE FOR PAUL BUYAN TRAIL OVER EXCELSIOR ROAD, BAXTER(AC PAYBACK)	0.3	EN	PEDESTRIAN BIKE BRIDGE	HPP	255,000	255,000	0	0	0	0
637	I 94	242-010-001	ALBERTVILLE	**MN121**DESIGN ENGINEERING FOR FOR I-94/CSAH 19 INTERCHANGE (2009 CONVERSION)	0.0	MC	GRADE,SURFACE & BRIDGE	HPP	300,000	122,710	122,710	0	0	177,290
638	I 94	242-010-002AC2	ALBERTVILLE	**MN121**R/W ACQUISITION FOR I-94/CSAH 19 INTERCHANGE(AC PAYBACK)	0.0	RW	RIGHT OF WAY	HPP	13,290	13,290	0	0	0	0
639	TH 6	1801-19	MN/DOT	TH 18 TO E JCT 210 IN DEERWOOD, MILL & OVERLAY INCL SHOULDER PAVING	9.4	RS	MILL AND OVERLAY	SF	1,821,698	0	0	0	1,821,698	0
640	TH 10	0501-26	MN/DOT	WATAB TO 0.2 MI W OF RR CROSSING IN ST. CLOUD (EBL & WBL), DIAMOND GRIND	6.4	RD	CONCRETE PVMNT SURF PLNG	SF	993,388	0	0	0	993,388	0
641	TH 10	0501-27	MN/DOT	BENTON DR IN SAUK RAPIDS TO TH 24 (EB & WB) IN CLEAR LAKE, RECONSTRUCT, UNBONDED CONCRETE OVERLAY, BIT OVERLAY INCL SHOULD PAVING	11.7	RS	UNBONDED CONCRETE OVERLAY	NHS	6,348,421	5,078,737	0	0	1,269,684	0
642	TH 10	4901-74	MN/DOT	BEG LITTLE FALLS BYPASS TO END LITTLE FALLS BYPASS (EB & WB), MILL & OVERLAY INCL SHOULDER PAVING	2.1	RS	MILL AND OVERLAY	NHS	3,084,466	2,467,573	0	0	616,893	0

ATP: 3
Fiscal Year: 2009

STIP for FY 2007-2009

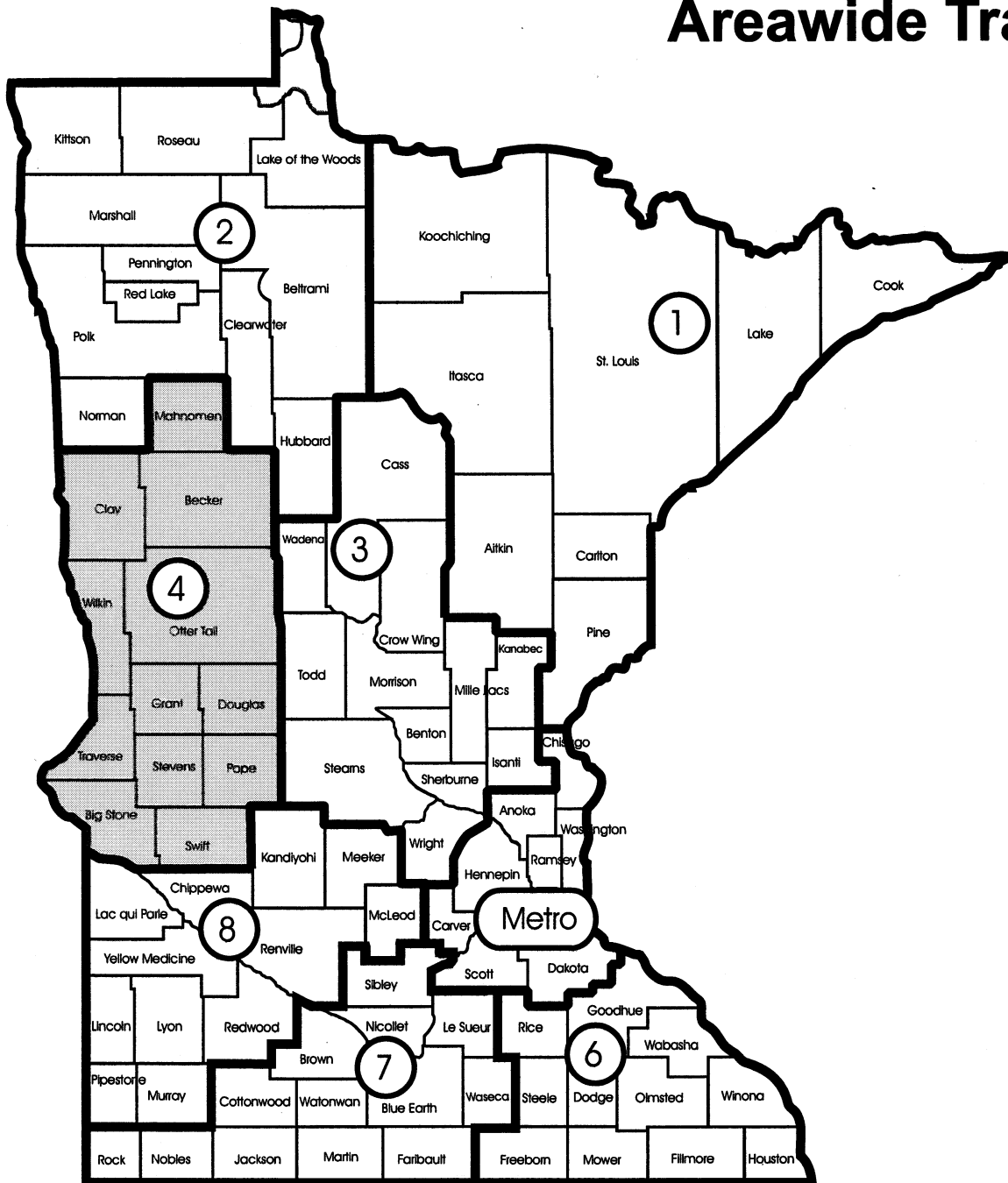
Seq #	Route System	Project Number	Agency	Description	Miles	Program	Type of Work	Proposed Funds	Total	FHWA	AC	FTA	TH	Other
643	TH 10	7702-44	MN/DOT	BEG 4-LANE IN WADENA TO END 4-LANE IN STAPLES (EB & WB), MILL & OVERLAY INCL SHOULDER PAVING	14.3	RS	MILL AND OVERLAY NHS		5,740,677	4,592,542	0	0	1,148,135	0
644	TH 10	7702-45	MN/DOT	INSTALL SHOULDER RUMBLE STRIPS EAST OF STAPLES TO WEST OF MOTLEY	6.0	SC	TRAFFIC BARRIER SF		23,265	0	0	0	23,265	0
645	TH 12	8602-40AC	MN/DOT	72ND ST TO 700 FEET EAST OF CO. LINE RD. IN DELANO, GRADE & SURFACE, INCL. BR #3622 OVER THE CROW RIVER(AC PAYBACK)	1.1	RC	GRADE,SURFACE & BRIDGE STP		4,860,000	4,860,000	0	0	0	0
646	TH 15	7303-47	MN/DOT	TH 23 EB DIVISION TO END 4-LANE S OF I-94 S OF ST CLOUD (NB & SB), MILL & OVERLAY INCL SHOULDER PAVING	5.1	RS	MILL AND OVERLAY SF		1,700,793	0	0	0	1,700,793	0
647	TH 23	7306-93	MN/DOT	RECONSTRUCT FROM WASHINGTON MEMORIAL DRIVE TO DESOTO BRIDGE IN ST. CLOUD, INCL. LAKE GEORGE BRIDGE (BR. NO. 9086) (AC PROJECT, PAYBACK IN 2010)	1.2	BR	GRADE,SURFACE & BRIDGE STP		4,000,000	1,900,000	6,500,000	0	2,100,000	0
648	TH 25	4910-28	MN/DOT	FROM .25 MI N OF SKUNK RIVER BRIDGE TO 4TH AVE. N IN PIERZ, MILL & OVERLAY INCL. SHOULDER PAVING	3.3	RS	MILL AND OVERLAY STP		878,563	702,850	0	0	175,713	0
649	TH 25	7104-19	MN/DOT	SHERBURNE CO CSAH 11 IN MONTICELLO, INSTALL DUAL LTL IN NBL	0.0	SH	TURN LANES HSIP		700,000	630,000	0	0	70,000	0
650	TH 25	7104-21	MN/DOT	N. END MISSISSIPPI RIVER BR TO S. JCT TH 10 IN BIG LAKE, MILL & OVERLAY INCL SHOULDER PAVING	2.8	RS	MILL AND OVERLAY SF		583,038	0	0	0	583,038	0
651	TH 27	3309-14	MN/DOT	S. JCT. TH 47 S OF ISLE TO TH 65, MILL & OVERLAY INCL SHOULDER PAVING	7.2	RS	MILL AND OVERLAY SF		1,408,315	0	0	0	1,408,315	0
652	TH 27	4905-33	MN/DOT	MORRISON CSAH 43 TO S JCT 25 IN PIERZ, MILL & OVERLAY, INCL SHOULDER PAVING	11.8	RS	MILL AND OVERLAY SF		1,547,576	0	0	0	1,547,576	0
653	TH 27	4905-34	MN/DOT	REPLACE BRIDGE #5878 OVER PLATTE RIVER 3.1 MI. E. OF S. JCT. TH 25 IN GENOLA,	0.0	BR	BRIDGE REPLACEMENT SF		734,840	0	0	0	734,840	0
654	TH 65	3004-57	MN/DOT	INSTALL LEFT TURN LANE AT CSAH 3 IN STANCHFIELD	0.5	SH	TURN LANES HSIP		486,000	437,400	0	0	48,600	0
655	TH 65	3308-41	MN/DOT	INSTALL LEFT TURN LANE AT CSAH 3 AT HINCKLEY SHORTCUT	0.5	SH	TURN LANES HSIP		378,000	340,200	0	0	37,800	0
656	TH 65	3308-42	MN/DOT	0.8 N N JCT TH 23 IN MORA TO TH 27 IN WOODLAND, MILL & OVERLAY INCL SHOULDER PAVING	16.0	RS	MILL AND OVERLAY SF		2,757,701	0	0	0	2,757,701	0
657	TH 71	7319-35	MN/DOT	FROM 12TH ST S TO 4TH ST N IN SAUK CENTRE, MILL & INLAY	1.5	RS	MILL AND OVERLAY SF		500,000	0	0	0	500,000	0
658	I 94	7380-222	MN/DOT	ALBANY TO ST JOHNS (WB), MILL & OVERLAY INCL SHOULDER PAVING	10.0	RS	MILL AND OVERLAY SF		1,986,580	0	0	0	1,986,580	0

ATP: 3
Fiscal Year: 2009

STIP for FY 2007-2009

Seq #	Route System	Project Number	Agency	Description	Miles	Program	Type of Work	Proposed Funds	Total	FHWA	AC	FTA	TH	Other
659	I 94	7380-224	MN/DOT	INSTALL MEDIAN CABLE GUARD RAIL FROM ALBANY TO JCT TH 15 NEAR ST. CLOUD	11.5	SH	MEDIAN BARRIER	HSIP	2,054,273	1,848,846	0	0	205,427	0
660	I 94	8680-142	MN/DOT	REPLACE BRS 86813 AND 86814 E OF MONTICELLO (AC PROJECT, PAYBACK IN 2010)	2.8	BR	BRIDGE REPLACEMENT	IM	2,000,000	700,000	4,500,000	0	1,300,000	0
661	TH 95	3007-33	MN/DOT	JCT XYLITE ST./CR 34 TO 0.4 E OF ISANTI CSAH 2 IN CAMBRIDGE, INTERSECTION IMPROVEMENTS, TURN LANES AND CHANNELIZATION	1.3	SC	TURN LANES	SF	1,000,000	0	0	0	1,000,000	0
662	TH 101	8608-21AC3	MN/DOT	CONSTRUCT FOUR NEW INTERCHANGES AT WRIGHT CSAH 36, 37, 39 & 42 IN OTSEGO (BRS #86013, #86014, #86015, #86016, #86017, #86018, #86019 & #86020) (SCF PAYBACK)	1.0	MC	GRADE, SURFACE & BRIDGE	BF NHS	11,000,000	11,000,000	0	0	0	0
663	TH 169	4811-65	MN/DOT	0.3 MI N OF CSAH 13 N OF PRINCETON TO 0.4 MI. S. TO CSAH 11 INCL MILACA BYPASS (NB & SB), MILL & OVERLAY INCL SHOULDER PAVING	13.2	RS	MILL AND OVERLAY STP		3,763,243	3,010,594	0	0	752,649	0
664	TH 238	4913-21	MN/DOT	REPLACE BRIDGES #4221 OVER PIKE CREEK AND #9047 OVER SWAN RIVER	2.7	BR	BRIDGE REPAIR	SF	1,198,647	0	0	0	1,198,647	0
665	TH 999	8803-AM-09	MN/DOT	DISTRICTWIDE SET ASIDES - COOPERATIVE AGREEMENTS - 2009	0.0	AM	COOP. CONST. AGREEMENT	SF	1,000,000	0	0	0	1,000,000	0
666	TH 999	8803-CA-09	MN/DOT	DISTRICTWIDE SET ASIDES - CONSULTANT AGREEMENTS - 2009	0.0	CA	MISCELLANEOUS	SF	500,000	0	0	0	500,000	0
667	TH 999	8803-MA-09	MN/DOT	DISTRICTWIDE SET ASIDES - MISC. AGREEMENTS - 2009	0.0	MA	UTILITY AGREEMENT	SF	800,000	0	0	0	800,000	0
668	TH 999	8803-RB-09	MN/DOT	DISTRICTWIDE SET ASIDES - LANDSCAPING - 2009	0.0	RB	LANDSCAPE PARTNERSHIP	SF	30,000	0	0	0	30,000	0
669	TH 999	8803-RW-09	MN/DOT	DISTRICTWIDE SET ASIDES - RIGHT-OF-WAY - 2009	0.0	RW	RIGHT OF WAY	SF	4,150,000	0	0	0	4,150,000	0
670	TH 999	8803-RX-09	MN/DOT	DISTRICTWIDE SET ASIDES - MISC. ROAD & BRIDGE REPAIR (BARC) - 2009	0.0	RX	ROAD REPAIR	SF	3,000,000	0	0	0	3,000,000	0
671	TH 999	8803-SA-09	MN/DOT	DISTRICTWIDE SET ASIDES - SUPPLEMENTAL AGREEMENTS/OVERRUNS - 2009	0.0	SA	SUPP. AGREE. & COST OVERRUNS	SF	3,000,000	0	0	0	3,000,000	0
672	TH 999	8803-SC-09	MN/DOT	DISTRICTWIDE SET ASIDES - SAFETY IMPROVEMENTS - 2009	0.0	SC	TRAFFIC MGMT. SYSTEM	SF	300,000	0	0	0	300,000	0
Summary for Year = 2009 (99 projects)									126,385,250	60,540,474	15,975,596	3,213,855	36,760,742	25,870,179

Areawide Transportation Partnership (ATP) Boundaries



DISTRICT 4

Transportation District Engineer

Lee Berget

(218) 847-1552

1000 Hwy. 10 West

Detroit Lakes, Minnesota 56501

General Information: (218) 847-1500

1-800-657-3984

FAX: (218) 847-1583

Seq #	Route System	Project Number	Agency	Description	Miles	Program	Type of Work	Proposed Funds	Total	FHWA	AC	FTA	TH	Other
673	BB	TRF-0007-07	MN/DOT	SECTION 5311: CITY OF BENSON TRANSIT OPERATING ASSISTANCE	0.0	OB	OPERATE BUS	FTA	140,080	0	0	31,500	0	108,580
674	BB	TRF-0027-07	MN/DOT	SECTION 5311: BECKER COUNTY TRANSIT OPERATING ASSISTANCE	0.0	OB	OPERATE BUS	FTA	252,968	0	0	54,488	0	198,480
675	BB	TRF-0027-07Z	BECKER COUNTY	SECTION 5309: BECKER COUNTY BUS GARAGE	0.0	B3	BUS GRANT CAPITAL IMPROVEMENT	FTA	250,000	0	0	200,000	0	50,000
676	BB	TRF-0034-07A	MOORHEAD	SECTION 5307: CITY OF MOORHEAD RR TRANSIT	0.0	B9	OPERATE BUS	FTA	1,171,354	0	0	318,196	0	853,158
677	BB	TRF-0034-07B	MOORHEAD	SECTION 5307: MOORHEAD DIAL-A-RIDE TRANSIT	0.0	B9	OPERATE BUS	LF	156,908	0	0	0	0	156,908
678	BB	TRF-0034-07C	MOORHEAD	SECTION 5307: MOORHEAD PLANNING ASSISTANCE	0.0	B9	PLANNING	FTA	16,320	0	0	13,056	0	3,264
679	BB	TRF-0034-07D	MOORHEAD	SECTION 5307: MOORHEAD PREVENTIVE MAINTENANCE	0.0	B9	CRACK REPAIR	FTA	60,000	0	0	48,000	0	12,000
680	BB	TRF-0034-07E	MOORHEAD	SECTION 5307: MOORHEAD BUS RELATED EQUIPMENT	0.0	B9	CRACK REPAIR	FTA	50,000	0	0	40,000	0	10,000
681	BB	TRF-0035-07	MN/DOT	SECTION 5311: CITY OF MORRIS TRANSIT OPERATING ASSISTANCE	0.0	OB	OPERATE BUS	FTA	318,064	0	0	75,180	0	242,884
682	BB	TRF-0041-07	MN/DOT	SECTION 5311: CITY OF PELICAN RAPIDS TRANSIT OPERATING ASSISTANCE	0.0	OB	OPERATE BUS	LF	8,755	0	0	0	0	8,755
683	BB	TRF-2397-07Z	WHITE EARTH	SECTION 5309: WHITE EARTH TRANSIT FACILITY, BUSES AND RELATED EQUIPMENT	0.0	B3	BUS GRANT CAPITAL IMPROVEMENT	FTA	1,200,000	0	0	1,000,000	0	200,000
684	BB	TRF-2490-07	MN/DOT	SECT 5311: MAHNOMEN COUNTY TRANSIT OPERATING ASSISTANCE	0.0	OB	OPERATE BUS	FTA	143,878	0	0	36,897	0	106,981
685	BB	TRF-3291-07	MN/DOT	SECT 5311: CLAY COUNTY TRANSIT OPERATING ASSISTANCE	0.0	OB	OPERATE BUS	FTA	252,041	0	0	62,910	0	189,131
686	BB	TRF-7067-07	MN/DOT	SECT 5311: RAINBOW RIDER TRANSIT OPERATING ASSISTANCE	0.0	OB	OPERATE BUS	FTA	931,944	0	0	142,080	0	789,864
687	BB	TRF-8830-07	MN/DOT	SECT 5311: GRANT COUNTY TRANSIT OPERATING ASSISTANCE	0.0	OB	OPERATE BUS	FTA	115,669	0	0	18,760	0	96,909
688	BB	TRS-0035-07	MORRIS	CITY OF MORRIS, PUCHASE BUS (CLASS 400)	0.0	TR	PURCHASE BUS	STP	56,000	44,800	0	0	0	11,200
689	BB	TRS-0041-07	PELICAN RAPIDS	CITY OF PELICAN RAPIDS, PURCHASE 1 BUS (CLASS 400)	0.0	TR	PURCHASE BUS	STP	56,000	44,800	0	0	0	11,200

Seq #	Route System	Project Number	Agency	Description	Miles	Program	Type of Work	Proposed Funds	Total	FHWA	AC	FTA	TH	Other
690	BB	TRS-7067-07	MULTICOUNTY	RAINBOW RIDER, PUCHASE 4 BUSES (CLASS 400)	0.0	TR	PURCHASE BUS	STP	224,000	179,200	0	0	0	44,800
691	CSAH 1	44-00102	MAHNOMEN COUNTY	1 BLK S OF MAIN ST IN BEJOU, INSTALL SIGNALS AND GATES	0.0	SR	RAILROAD SIGNALS	RRS	175,000	157,500	0	0	0	17,500
692	TWN 1472	56-00114	MN/DOT	450TH AVENUE IN PERHAM, INSTALL SIGNALS AND GATES	0.0	SR	RAILROAD SIGNALS	RRS	200,000	180,000	0	0	0	20,000
693	CSAH 20	76-00110	SWIFT COUNTY	RAILROAD CROSSING 0.3 MILES WEST OF JUNCTION CSAH 20 AND TH 9 NEAR BENSON (RAILROAD SIGNALS AND GATES - TIED TO SP 76-620-18)	0.3	SR	RAILROAD SIGNALS	RRS	275,000	247,500	0	0	0	27,500
694	CR 124	03-596-01	BECKER COUNTY	**MN148** BECKER COUNTY CR 143 AND CR 124 IMPROVEMENTS (AC PROJECT, PAYBACK IN 2007-09)	14.9	RS	BITUMINOUS OVERLAY	HPP	938,953	394,330	391,680	0	0	544,623
695	CR 157	03-598-08	BECKER COUNTY	REPLACE BR 92442 OVER S BRANCH OF WILD RICE RIVER E OF ULEN	0.0	BR	BRIDGE REPLACEMENT	BR	200,000	160,000	0	0	0	40,000
696	CSAH 34	03-634-18	BECKER COUNTY	OGEMA TO WHITE EARTH, RECONSTRUCT TH224 (TURNBACK FUNDS)	4.5	RC	COOP. CONST. AGREEMENT	LF	2,300,000	0	0	0	0	2,300,000
697	EN	06-090-01	BIG STONE COUNTY	MN RIVER SCENIC OVERLOOK AND PRAIRIE WETLANDS TRAIL	5.0	EN	ENHANCEMENT	TEA	187,080	149,664	0	0	0	37,416
698	PED/BIKE	06-090-02	BIG STONE COUNTY	MN RIVER HEADWATERS RECREATIONAL TRAIL	2.0	EN	PEDESTRIAN BIKE TRAIL	TEA	359,580	287,664	0	0	0	71,916
699	CSAH 30	06-630-03	BIG STONE COUNTY	REPLACE BR 06501 OVER MN RIVER 0.4 MILES SOUTH OF JCT HWY 7 IN ORTONVILLE	0.2	BR	BRIDGE REPLACEMENT	BR	1,500,000	433,400	0	0	0	1,066,600
700	PED/BIKE	14-090-03	CLAY COUNTY	DILWORTH 4TH AVE NORTH BIKE PATH	0.5	EN	PEDESTRIAN BIKE TRAIL	TEA	162,090	129,672	0	0	0	32,418
701	CSAH 11	26-611-23	GRANT COUNTY	JCT TH 27 IN HERMAN TO 9.2 MI. N., BIT SURFACING & SHOULDERING	9.2	RS	BITUMINOUS OVERLAY	STP	819,078	655,262	0	0	0	163,816
702	CR 107	44-598-08	MAHNOMEN COUNTY	REPLACE BR L6617 OVER SAND HILL RIVER NW OF BEJOU	0.1	BR	BRIDGE REPLACEMENT	BR	200,000	160,000	0	0	0	40,000
703	CSAH 6	76-606-42	SWIFT COUNTY	JCT TH12 IN KERKHOVEN TO E CO LINE, MILLING & BIT SURFACING	3.3	RS	MILL AND OVERLAY	STP	401,539	321,231	0	0	0	80,308
704	CSAH 20	76-620-18	SWIFT COUNTY	RAILROAD CROSSING 0.3 MILES WEST OF JUNCTION CSAH 20 AND TH 9 NEAR BENSON	0.3	SR	RAILROAD SIGNALS	STP	464,490	371,592	0	0	0	92,898
705	CSAH 20	76-620-19	SWIFT COUNTY	CURVE REALIGNMENT 6.5 MILES WEST OF JUNCTION CSAH20 AND TH 9	1.0	SH	GRADE AND SURFACE	HSIP	280,210	252,189	0	0	0	28,021

ATP: 4
Fiscal Year: 2007

STIP for FY 2007-2009

Seq #	Route System	Project Number	Agency	Description	Miles	Program	Type of Work	Proposed Funds	Total	FHWA	AC	FTA	TH	Other
706	CSAH 11	78-611-04	TRAVERSE COUNTY	NE OF WHEATON, REPL BR 89622 OVER MUSTINKA RIVER	0.1	BR	BRIDGE REPLACEMENT	BR	301,000	240,800	0	0	0	60,200
707	CSAH 13	78-613-07	TRAVERSE COUNTY	5.5 MI S & 6 MI E OF WHEATON, REPLACE BR 89632 OVER MUSTINKA RIVER	0.1	BR	BRIDGE REPLACEMENT	STP	251,000	200,800	0	0	0	50,200
708	CSAH 19	84-619-33	WILKIN COUNTY	JCT CSAH 26 TO JCT CSAH 30, BASE, BIT SURFACING & AGGREGATE SHOULDERS	6.0	RC	GRADE AND SURFACE	STP	1,447,274	1,157,819	0	0	0	289,455
709	MSAS 20	144-120-18	MOORHEAD	5TH ST FROM 12TH TO 22ND AVE, URBAN GRADING AND BIT SURFACING	0.7	RC	GRADE AND SURFACE	STP	650,000	254,000	0	0	0	396,000
710	MSAS 29	144-129-04	MOORHEAD	15TH AVE N FROM 28TH ST TO 34TH ST N - NEW STREET CONSTRUCTION	0.5	MC	GRADE AND SURFACE	STP	792,000	633,600	0	0	0	158,400
711	MSAS 35	144-135-12	MOORHEAD	34TH ST S CORRIDOR TO INTERSTATE 94, GRADE AND SURFACE (AC PROJECT, PAYBACK IN 2008)	0.0	MC	CONCRETE PAVEMENT	STP	202,059	0	808,237	0	0	202,059
712	TH 10	0301-47	MN/DOT	IN DETROIT LAKES, RECONSTRUCTION (BAP PROJECT, INCLUDES \$5,000,000 RAILROAD AGREEMENT, PAYBACK IN 2008-10)	5.7	RC	GRADE,SURFACE & BRIDGE	NHS BF	17,000,000	6,778,189	14,745,645	0	1,000,000	9,221,811
712	TH 10	0301-47S	MN/DOT	IN DETROIT LAKES, RECONSTRUCTION (HSIP PORTION) (BAP PROJECT, PAYBACK IN 2008-10)	5.7	SH	GRADE,SURFACE & BRIDGE	HSIP BF	300,000	0	2,700,000	0	0	300,000
713	TH 10	0302-64AC	MN/DOT	RR GRADE CONSTRUCTION (BAP PAYBACK)	5.7	RC	GRADE,SURFACE & BRIDGE	NHS	4,717,221	4,717,221	0	0	0	0
714	TH 10	0305-29AC	MN/DOT	SIGNALS AT TH 59 (BAP PAYBACK)	5.7	RC	GRADE,SURFACE & BRIDGE	NHS	338,904	338,904	0	0	0	0
715	TH 10	1401-139	MN/DOT	EAST LIMITS OF DILWORTH TO HAWLEY (EB LANES ONLY), MILLING AND BIT SURFACING	18.0	RS	MILL AND OVERLAY	NHS	8,983,097	7,186,478	0	0	1,796,619	0
715	TH 10	1401-139S	MN/DOT	EAST LIMITS OF DILWORTH TO HAWLEY (EB LANES ONLY), TURN LANES, REMOVE MEDIAN CROSSOVERS	18.0	SH	MILL AND OVERLAY	HSIP	1,320,000	1,188,000	0	0	132,000	0
716	TH 10	5605-18PEAC1	MN/DOT	**MN152** ENVIRONMENTAL REVIEW FOR IMPROVEMENT ALONG THE ENTIRE U.S. 10 CORRIDOR (AC PAYBACK)		PL	SURFACING	HPP	176,800	176,800	0	0	0	0
717	TH 12	0603-11	MN/DOT	TH 75 TO TH 59, 1.5" BITUMINOUS OVERLAY (ELLA)	25.7	PM	THIN OVERLAY (2" SF OR LESS)		1,722,606	0	0	0	1,722,606	0
718	194	1480-149	MOORHEAD	34TH ST S CORRIDOR AND INTERSTATE INTERCHANGE	0.7	AM	CONCRETE PAVEMENT	IM	2,141,035	1,712,828	0	0	428,207	0
718	194	1480-149L	MOORHEAD	34TH ST S CORRIDOR AND INTERSTATE INTERCHANGE (AC PROJECT, PAYBACK IN 2008)	0.7	MC	CONCRETE PAVEMENT	FFM IM	5,358,965	2,920,000	1,500,000	0	0	2,438,965

ATP: 4
Fiscal Year: 2007

STIP for FY 2007-2009

Seq #	Route System	Project Number	Agency	Description	Miles	Program	Type of Work	Proposed Funds	Total	FHWA	AC	FTA	TH	Other
719	TH 999	8824-55	MN/DOT	DISTRICTWIDE CHIP SEAL PROJECT	0.0	PM	HIP SEAL	SF	1,801,169	0	0	0	1,801,169	0
720	TH 999	8804-AM-07	MN/DOT	DISTRICTWIDE SETASIDES - MUNICIPAL AGREEMENTS - 2007	0.0	AM	COOP. CONST. AGREEMENT	SF	0	0	0	0	0	0
721	TH 999	8804-BI-07	MN/DOT	DISTRICTWIDE SETASIDES - BRIDGE IMPROVEMENT - 2007	0.0	BI	BRIDGE REPAIR	SF	500,000	0	0	0	500,000	0
722	TH 999	8804-CA-07	MN/DOT	DISTRICTWIDE SETASIDE - CONSULTANT AGREEMENTS - 2007	0.0	CA	MISCELLANEOUS	SF	768,000	0	0	0	768,000	0
723	TH 999	8804-MA-07	MN/DOT	DISTRICTWIDE SETASIDES - MISCELLANEOUS AGREEMENTS - 2007	0.0	MA	ROAD REPAIR	SF	75,000	0	0	0	75,000	0
724	TH 999	8804-RB-07	MN/DOT	DISTRICTWIDE SETASIDES - LANDSCAPING- 2007	0.0	RB	LANDSCAPING	SF	30,000	0	0	0	30,000	0
725	TH 999	8804-RW-07	MN/DOT	DISTRICTWIDE SETASIDES - RIGHT-OF-WAY - 2007	0.0	RW	RIGHT OF WAY	SF	5,150,000	0	0	0	5,150,000	0
726	TH 999	8804-RX-07	MN/DOT	DISTRICTWIDE SETASIDES - BARC - 2007	0.0	RX	ROAD REPAIR	SF	3,426,000	0	0	0	3,426,000	0
727	TH 999	8804-SA-07	MN/DOT	DISTRICTWIDE SETASIDE - SUPPLEMENTAL AGREE & OVERRUNS, ETC. - 2007	0.0	SA	SUPP. AGREE. & COST OVERRUNS	SF	2,500,000	0	0	0	2,500,000	0
728	TH 999	8804-SC-07	MN/DOT	DISTRICTWIDE SETASIDES - SAFETY CAPACITY - 2007	0.0	SC	LIGHTING	SF	345,700	0	0	0	345,700	0
Summary for Year = 2007 (59 projects)									\$74,164,831	\$31,674,243	\$20,145,562	\$2,041,067	\$19,675,302	\$20,774,220

ATP: 4
Fiscal Year: 2008

STIP for FY 2007-2009

Seq #	Route System	Project Number	Agency	Description	Miles	Program	Type of Work	Proposed Funds	Total	FHWA	AC	FTA	TH	Other
729	BB	TRF-0007-08	MN/DOT	SECTION 5311: CITY OF BENSON TRANSIT OPERATING ASSISTANCE	0.0	OB	OPERATE BUS	FTA	144,282	0	0	31,500	0	112,782
730	BB	TRF-0027-08	MN/DOT	SECTION 5311: BECKER COUNTY TRANSIT OPERATING ASSISTANCE	0.0	OB	OPERATE BUS	FTA	260,557	0	0	54,488	0	206,069
731	BB	TRF-0034-08A	MOORHEAD	SECTION 5307: CITY OF MOORHEAD RR TRANSIT	0.0	B9	OPERATE BUS	FTA	1,405,625	0	0	330,924	0	1,074,701
732	BB	TRF-0034-08B	MOORHEAD	SECTION 5307: MOORHEAD DIAL-A-RIDE TRANSIT	0.0	B9	OPERATE BUS	LF	163,184	0	0	0	0	163,184
733	BB	TRF-0034-08C	MOORHEAD	SECTION 5307: MOORHEAD PLANNING ASSISTANCE	0.0	B9	PLANNING	FTA	16,646	0	0	13,317	0	3,329
734	BB	TRF-0034-08D	MOORHEAD	SECTION 5307: MOORHEAD PREVENTIVE MAINTENANCE	0.0	B9	PREVENTIVE MAINTENANCE	FTA	60,000	0	0	48,000	0	12,000
735	BB	TRF-0034-08E	MOORHEAD	SECTION 5307: MOORHEAD SHELTERS/PASS FACILITY IMPROVEMENTS	0.0	B9	BUS GRANT CAPITAL IMPROVEMENT	FTA	100,000	0	0	80,000	0	20,000
736	BB	TRF-0034-08F	MOORHEAD	SECTION 5307: MOORHEAD, PURCHASE BUS - PARATRANSIT (CLASS 400)	0.0	B9	PURCHASE BUS	FTA	69,000	0	0	55,200	0	13,800
737	BB	TRF-0035-08	MN/DOT	SECTION 5311: CITY OF MORRIS TRANSIT OPERATING ASSISTANCE	0.0	OB	OPERATE BUS	FTA	327,606	0	0	75,180	0	252,426
738	BB	TRF-0041-08	MN/DOT	SECTION 5311: CITY OF PELICAN RAPIDS TRANSIT OPERATING ASSISTANCE	0.0	OB	OPERATE BUS	LF	9,018	0	0	0	0	9,018
739	BB	TRF-2490-08	MN/DOT	SECT 5311: MAHNOMEN COUNTY TRANSIT OPERATING ASSISTANCE	0.0	OB	OPERATE BUS	FTA	148,102	0	0	36,897	0	111,205
740	BB	TRF-3291-08	MN/DOT	SECT 5311: CLAY COUNTY TRANSIT OPERATING ASSISTANCE	0.0	OB	OPERATE BUS	FTA	259,602	0	0	62,910	0	196,692
741	BB	TRF-7067-08	MN/DOT	SECT 5311: RAINBOW RIDER TRANSIT OPERATING ASSISTANCE	0.0	OB	OPERATE BUS	FTA	959,902	0	0	142,080	0	817,822
742	BB	TRF-8830-08	MN/DOT	SECT 5311: GRANT COUNTY TRANSIT OPERATING ASSISTANCE	0.0	OB	OPERATE BUS	FTA	119,139	0	0	18,760	0	100,379
743	BB	TRS-0007-08	MN/DOT	CITY OF BENSON, PURCHASE BUS (CLASS 400)	0.0	TR	PURCHASE BUS	STP	58,000	46,400	0	0	0	11,600
744	BB	TRS-0027-08	MN/DOT	BECKER COUNTY, PURCHASE BUS (CLASS 400)	0.0	TR	PURCHASE BUS	STP	58,000	46,400	0	0	0	11,600
745	BB	TRS-3291-08	MN/DOT	CLAY COUNTY, PURCHASE BUS (CLASS 400)	0.0	TR	PURCHASE BUS	STP	58,000	46,400	0	0	0	11,600
746	BB	TRS-7067-08	MN/DOT	RAINBOW RIDER, PURCHASE 3 BUSES (CLASS 400)	0.0	TR	PURCHASE BUS	STP	174,000	139,200	0	0	0	34,800

ATP: 4
Fiscal Year: 2008

STIP for FY 2007-2009

Seq #	Route System	Project Number	Agency	Description	Miles	Program	Type of Work	Proposed Funds	Total	FHWA	AC	FTA	TH	Other
747	BB	TRS-8830-08	MN/DOT	GRANT COUNTY, PURCHASE BUS (CLASS 400)	0.0	TR	PURCHASE BUS	STP	58,000	46,400	0	0	0	11,600
748	CSAH 42	56-00117	MN/DOT	CSAH 42 IN PARKERS PRAIRIE, INSTALL SIGNALS AND GATES	0.0	SR	RAILROAD SIGNALS	RRS	200,000	180,000	0	0	0	20,000
749	MSAS 116	75-00105	MORRIS	INDUSTRIAL BLVD, INSTALL SIGNALS AND GATES	0.0	SR	RAILROAD SIGNALS	RRS	225,000	202,500	0	0	0	22,500
750	CR 124	03-596-01AC1	BECKER COUNTY	**MN148** BECKER COUNTY CR 143 AND CR 124 IMPROVEMENTS (AC PAYBACK)	14.9	RC	BITUMINOUS OVERLAY	HPP	130,560	130,560	0	0	0	0
751	CSAH 39	03-639-13	BECKER COUNTY	EAST OF FRAZEE, RECLAIM AND REPLACE BR 90856	3.0	RC	BITUMINOUS RECLAMATION	STP	394,015	315,212	0	0	0	78,803
752	CSAH 56	03-656-02	BECKER COUNTY	E OF DETROIT LAKES, RECLAIM, WIDEN SHLD & SURFACING	3.3	RD	BITUMINOUS RECLAMATION	STP	707,208	565,766	0	0	0	141,442
753	CSAH 11	14-611-20	CLAY COUNTY	NE OF DILWORTH OVER BUFFALO RIVER, REPLACE BR 90856	0.1	BR	BRIDGE REPLACEMENT	BR	1,454,828	1,163,862	0	0	0	290,966
754	PED/BIKE	56-090-05	OTTER TAIL COUNTY	DOWNTOWN VERGAS TO LONG LAKE, BIKE PATH	0.5	EN	PEDESTRIAN BIKE TRAIL	TEA	284,145	227,316	0	0	0	56,829
755	CSAH 19	56-619-11	OTTER TAIL COUNTY	IN BLUFFTON, GRADE, BASE, BIT SURF	2.4	RC	GRADE AND SURFACE	STP	742,568	594,054	0	0	0	148,514
756	PED/BIKE	61-090-04	POPE COUNTY	STARBUCK TO GLACIAL LAKES STATE PARK, BIKE/PED TRAIL	4.8	EN	PEDESTRIAN BIKE TRAIL	TEA	462,143	369,714	0	0	0	92,429
757	CSAH 4	78-604-21	TRAVERSE COUNTY	BROWNS VALLEY OVER LITTLE MINNESOTA RIVER, REPLACE BR 7143	0.1	BR	BRIDGE REPLACEMENT	STP	273,415	218,732	0	0	0	54,683
758	CSAH 16	78-616-04	TRAVERSE COUNTY	N OF WHEATON, GRADE, BASE, BIT SURF & SHLD	3.5	RC	GRADE AND SURFACE	STP	1,010,296	808,237	0	0	0	202,059
759	MSAS 126	144-116-07A	MOORHEAD	**MN128** CITY OF MOORHEAD SE MAIN GSI, 34TH ST. AND I-94 INTERCHANGE AND MOORHEAD COMPREHENSIVE RAIL SAFETY PROGRAM (AC PROJECT, PAYBACK IN 2008-09)	0.8	RC	GRADE AND SURFACE	HPP	2,152,292	1,640,279	816,000	0	0	512,013
759	MSAS 126	144-116-07B	MOORHEAD	**MN206** CITY OF MOORHEAD SOUTHEAST MAIN GSI, 34TH ST. AND I-94 INTERCHANGE (AC PROJECT, PAYBACK IN 2008-09)	0.8	RC	GRADE AND SURFACE	HPP	1,434,861	1,093,519	544,000	0	0	341,342
759	MSAS 126	144-116-07C	MOORHEAD	**MN208** TRANSPORTATION IMPROVEMENTS FOR CITY OF MOORHEAD SE MAIN GSI, 34TH ST. AND I-94 INTERCHANGE AND MOORHEAD COMPREHENSIVE RAIL SAFETY PROGRAM IN MOORHEAD (AC PROJECT, PAYBACK IN 2008-09)	0.8	RC	GRADE AND SURFACE	HPP	4,054,623	3,417,248	1,700,000	0	0	637,375

ATP: 4
Fiscal Year: 2008

STIP for FY 2007-2009

Seq #	Route System	Project Number	Agency	Description	Miles	Program	Type of Work	Proposed Funds	Total	FHWA	AC	FTA	TH	Other
759	MSAS 126	144-116-07D	MOORHEAD	**MN224** 34TH STREET REALIGNMENT AND INTERCHANGE AT 34TH STREET AND I-94 IN MOORHEAD (AC PROJECT, PAYBACK IN 2008-09)	0.8	RC	GRADE AND SURFACE	HPP	3,587,154	2,733,799	1,360,000	0	0	853,355
759	MSAS 126	144-116-07E	MOORHEAD	GRADE SEPARATION FROM BNSF AND OTTERTAIL VALLEY RAILROAD	0.8	RC	GRADE AND SURFACE	LF	8,650,000	0	0	0	0	8,650,000
760	MSAS 135	144-135-12AC	MOORHEAD	34TH ST S CORRIDOR TO INTERSTATE 94, GRADE AND SURFACE (AC PAYBACK)	0.0	MC	CONCRETE PAVEMENT	STP	808,237	808,237	0	0	0	0
761	TH 10	0301-47AC1	MN/DOT	IN DETROIT LAKES, RECONSTRUCTION (BAP PAYBACK)	5.7	RC	GRADE, SURFACE & BRIDGE	NHS	11,745,645	11,745,645	0	0	0	0
762	TH 10	0301-48	MN/DOT	0.5 MI E OF AIRPORT IN HAWLEY TO BOYER LAKE (WB), UNBONDED OVERLAY (EXCEPTION AT TH 32) (ELLA)	12.8	RS	UNBONDED CONCRETE OVERLAY	SF	10,900,000	0	0	0	10,900,000	0
763	TH 10	5605-18PEAC2	MN/DOT	**MN 152** ENVIRONMENTAL REVIEW FOR IMPROVEMENT ALONG THE ENTIRE U.S. 10 CORRIDOR (AC PAYBACK)		PL	SURFACING	HPP	176,800	176,800	0	0	0	0
764	I 94	1480-149LAC	MN/DOT	34TH ST S CORRIDOR AND INTERSTATE INTERCHANGE (AC PAYBACK)	0.7	MC	CONCRETE PAVEMENT	FFM IM	1,500,000	1,500,000	0	0	0	0
765	I 94	2180-90	MN/DOT	ON I94 FROM RP 71.434 TO 83.07 (WESTBOUND LANES ONLY) - CONCRETE PAVEMENT RESTORATION	11.6	RD	CONCRETE PAVEMENT REHAB	SF	3,200,000	0	0	0	3,200,000	0
766	TH 108	5625-11	MN/DOT	I94 TO TH 59, RECLAIM (ELLA)	11.8	RC	BITUMINOUS RECLAMATION	SF	1,100,000	0	0	0	1,100,000	0
767	TH 999	8824-59	MN/DOT	DISTRICTWIDE BRIDGE PAINTING	12.1	BI	BITUMINOUS RECLAMATION	SF	1,326,000	0	0	0	1,326,000	0
768	TH 999	8804-AM-08	MN/DOT	DISTRICTWIDE SETASIDES - MUNICIPAL AGREEMENTS - 2008	0.0	AM	COOP. CONST. AGREEMENT	SF	500,000	0	0	0	500,000	0
769	TH 999	8804-BI-08	MN/DOT	DISTRICTWIDE SETASIDES - BRIDGE IMPROVEMENT -2008	0.0	BI	BRIDGE REPAIR	SF	265,000	0	0	0	265,000	0
770	TH 999	8804-CA-08	MN/DOT	DISTRICTWIDE SETASIDE - CONSULTANT AGREEMENTS - 2008	0.0	CA	MISCELLANEOUS	SF	300,000	0	0	0	300,000	0
771	TH 999	8804-PM-08	MN/DOT	DISTRICTWIDE SETASIDES - PREVENTIVE MAINTENANCE - 2008	0.0	PM	ROAD REPAIR	SF	0	0	0	0	0	0
772	TH 999	8804-RB-08	MN/DOT	DISTRICTWIDE SETASIDES - LANDSCAPING- 2008	0.0	RB	LANDSCAPING	SF	30,000	0	0	0	30,000	0
773	TH 999	8804-RW-08	MN/DOT	DISTRICTWIDE SETASIDES - RIGHT-OF-WAY - 2008	0.0	RW	RIGHT OF WAY	SF	1,500,000	0	0	0	1,500,000	0
774	TH 999	8804-RX-08	MN/DOT	DISTRICTWIDE SETASIDES - BARC - 2008	0.0	RX	ROAD REPAIR	SF	1,335,000	0	0	0	1,335,000	0

ATP: 4
Fiscal Year: 2008

STIP for FY 2007-2009

Seq #	Route System	Project Number	Agency	Description	Miles	Program	Type of Work	Proposed Funds	Total	FHWA	AC	FTA	TH	Other
775	TH 999	8804-SA-08	MN/DOT	DISTRICTWIDE SETASIDE - SUPPLEMENTAL AGREE & OVERRUNS, ETC. - 2008	0.0	SA	SUPP. AGREE. & COST OVERRUNS	SF	2,400,000	0	0	0	2,400,000	0
Summary for Year = 2008 (51 projects)									\$67,298,453	\$28,216,280	\$4,420,000	\$949,256	\$22,856,000	\$15,276,917

Seq #	Route System	Project Number	Agency	Description	Miles	Program	Type of Work	Proposed Funds	Total	FHWA	AC	FTA	TH	Other
776	BB	TRF-0007-09	MN/DOT	SECTION 5311: CITY OF BENSON TRANSIT OPERATING ASSISTANCE	0.0	OB	OPERATE BUS	FTA	148,611	0	0	31,500	0	117,111
777	BB	TRF-0027-09	MN/DOT	SECTION 5311: BECKER COUNTY TRANSIT OPERATING ASSISTANCE	0.0	OB	OPERATE BUS	FTA	268,374	0	0	54,488	0	213,886
778	BB	TRF-0034-09A	MOORHEAD	SECTION 5307: CITY OF MOORHEAD RR TRANSIT	0.0	B9	OPERATE BUS	FTA	1,451,850	0	0	334,161	0	1,117,689
779	BB	TRF-0034-09B	MOORHEAD	SECTION 5307: MOORHEAD DIAL-A-RIDE TRANSIT	0.0	B9	OPERATE BUS	LF	199,661	0	0	0	0	199,661
780	BB	TRF-0034-09C	MOORHEAD	SECTION 5307: MOORHEAD PLANNING ASSISTANCE	0.0	B9	PLANNING	FTA	16,978	0	0	13,582	0	3,396
781	BB	TRF-0034-09D	MOORHEAD	SECTION 5307: MOORHEAD PREVENTIVE MAINTENANCE	0.0	B9	PREVENTIVE MAINTENANCE	FTA	60,000	0	0	48,000	0	12,000
782	BB	TRF-0034-09E	MOORHEAD	SECTION 5307: MOORHEAD BUS RELATED EQUIPMENT	0.0	B9	BUS GRANT CAPITAL IMPROVEMENT	FTA	10,000	0	0	8,000	0	2,000
783	BB	TRF-0035-09	MN/DOT	SECTION 5311: CITY OF MORRIS TRANSIT OPERATING ASSISTANCE	0.0	OB	OPERATE BUS	FTA	337,434	0	0	75,180	0	262,254
784	BB	TRF-0041-09	MN/DOT	SECTION 5311: CITY OF PELICAN RAPIDS TRANSIT OPERATING ASSISTANCE	0.0	OB	OPERATE BUS	LF	9,288	0	0	0	0	9,288
785	BB	TRF-2490-09	MN/DOT	SECT 5311: MAHNOMEN COUNTY TRANSIT OPERATING ASSISTANCE	0.0	OB	OPERATE BUS	FTA	152,545	0	0	36,897	0	115,648
786	BB	TRF-3291-09	MN/DOT	SECT 5311: CLAY COUNTY TRANSIT OPERATING ASSISTANCE	0.0	OB	OPERATE BUS	FTA	267,390	0	0	62,910	0	204,480
787	BB	TRF-7067-09	MN/DOT	SECT 5311: RAINBOW RIDER TRANSIT OPERATING ASSISTANCE	0.0	OB	OPERATE BUS	FTA	988,699	0	0	142,080	0	846,619
788	BB	TRF-8830-09	MN/DOT	SECT 5311: GRANT COUNTY TRANSIT OPERATING ASSISTANCE	0.0	OB	OPERATE BUS	FTA	122,713	0	0	18,760	0	103,953
789	BB	TRS-0034-09F	MN/DOT	CITY OF MOORHEAD, PURCHASE BUS (CLASS 400)	0.0	TR	PURCHASE BUS	STP	60,000	48,000	0	0	0	12,000
790	BB	TRS-0035-09	MN/DOT	CITY OF MORRIS, PUCHASE BUS (CLASS 400)	0.0	TR	PURCHASE BUS	STP	60,000	48,000	0	0	0	12,000
791	BB	TRS-2490-09	MN/DOT	MAHNOMEN COUNTY, PURCHASE BUS (CLASS 400)	0.0	TR	PURCHASE BUS	STP	60,000	48,000	0	0	0	12,000
792	BB	TRS-7067-09	MN/DOT	RAINBOW RIDER, PURCHASE 3 BUSES (CLASS 400)	0.0	TR	PURCHASE BUS	STP	240,000	192,000	0	0	0	48,000
793	CSAH 21	26-00106	GRANT COUNTY	CSAH 21 IN BARRETT, INSTALL SIGNALS AND GATES	0.0	SR	RAILROAD SIGNALS	RRS	225,000	202,500	0	0	0	22,500

ATP: 4
Fiscal Year: 2009

STIP for FY 2007-2009

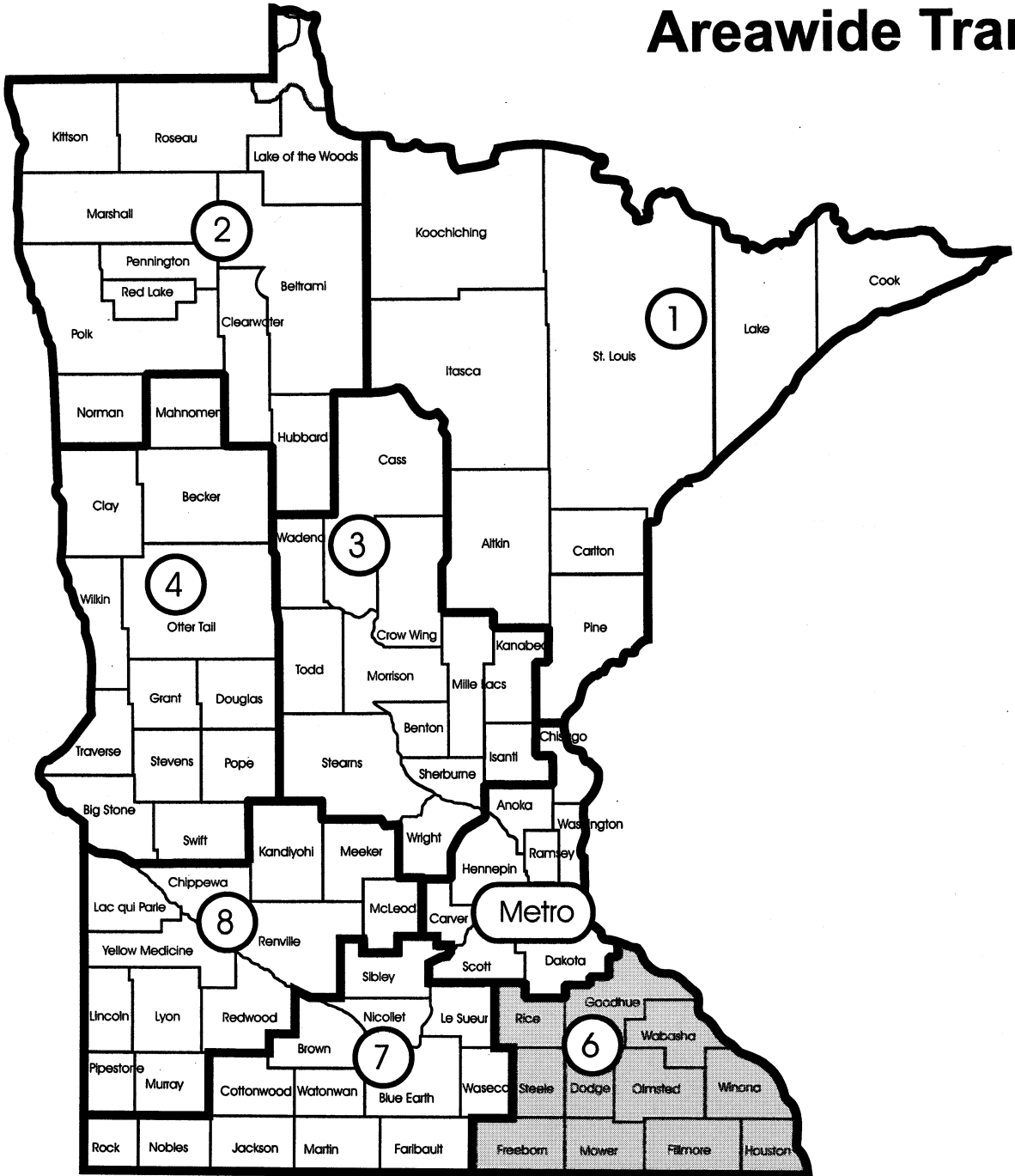
Seq #	Route System	Project Number	Agency	Description	Miles	Program	Type of Work	Proposed Funds	Total	FHWA	AC	FTA	TH	Other
794	CR 124	03-596-01AC2	BECKER COUNTY	**MN148** BECKER COUNTY CR 143 AND CR 124 IMPROVEMENTS (AC PAYBACK)	14.9	RS	BITUMINOUS OVERLAY	HPP	130,560	130,560	0	0	0	0
795	CSAH 11	14-611-44	CLAY COUNTY	NE OF DILWORTH, GRADING AND AGGREGATE BASE	5.0	RC	GRADE AND SURFACE	STP	2,500,000	1,295,700	0	0	0	1,204,300
796	CSAH 1	75-601-28	STEVENS COUNTY	HANCOCK TO SOUTH COUNTY LINE, AGGREGATE BASE, BIT SURFACING AND AGGREGATE SHOULDERING	6.0	RC	GRADE AND SURFACE	STP	1,200,000	960,000	0	0	0	240,000
797	PED/BIKE	102-090-03	ALEXANDRIA	GENEVA ROAD PEDESTRIAN AND BIKE LANES	0.0	BT	PED./BIKE IMPROVEMENT	STP	912,100	608,000	0	0	0	304,100
798	MSAS 128	102-128-001	ALEXANDRIA	DAKOTA STREET, URBAN GRADING, SURFACING, CURB AND GUTTER	0.8	RC	GRADE,SURFACE & BRIDGE	STP	1,648,000	1,318,400	0	0	0	329,600
799	PED/BIKE	126-010-005	FERGUS FALLS	DOWNTOWN TO CENTRAL LAKES TRAIL BIKE PATH	1.0	EN	PEDESTRIAN BIKE TRAIL	TEA	226,800	157,955	0	0	0	68,845
800	MSAS 125	126-125-03	FERGUS FALLS	TOWER ROAD BRIDGE OVER PISGAH DAM ON THE OTTER TAIL RIVER (AC PROJECT, PAYBACK IN 2010)	0.1	MC	GRADE,SURFACE & BRIDGE	STP	1,700,000	900,000	2,300,000	0	0	800,000
801	EN	144-010-015	MOORHEAD	PEDESTRIAN UNDERPASS AT US 75 AND 40TH AVENUE	0.1	EN	PEDESTRIAN BIKE BRIDGE	TEA	630,400	439,045	0	0	0	191,355
802	MSAS 126	144-116-07AAC	MOORHEAD	**MN128** CITY OF MOORHEAD SE MAIN GSI, 34TH ST. AND I-94 INTERCHANGE AND MOORHEAD COMPREHENSIVE RAIL SAFETY PROGRAM (AC PAYBACK)	0.8	RC	GRADE AND SURFACE	HPP	408,000	408,000	0	0	0	0
802	MSAS 126	144-116-07BAC	MOORHEAD	**MN206** CITY OF MOORHEAD SOUTHEAST MAIN GSI, 34TH ST. AND I-94 INTERCHANGE (AC PAYBACK)	0.8	RC	GRADE AND SURFACE	HPP	272,000	272,000	0	0	0	0
802	MSAS 126	144-116-07CAC	MOORHEAD	**MN208** TRANSPORTATION IMPROVEMENTS FOR CITY OF MOORHEAD SE MAIN GSI, 34TH ST. AND I-94 INTERCHANGE AND MOORHEAD COMPREHENSIVE RAIL SAFETY PROGRAM IN MOORHEAD (AC PAYBACK)	0.8	RC	GRADE AND SURFACE	HPP	850,000	850,000	0	0	0	0
802	MSAS 126	144-116-07DAC	MOORHEAD	**MN224** 34TH STREET REALIGNMENT AND INTERCHANGE AT 34TH STREET AND I-94 IN MOORHEAD (AC PAYBACK)	0.8	RC	GRADE AND SURFACE	HPP	680,000	680,000	0	0	0	0
803	TH 7	0601-09	MN/DOT	TH 75 TO APPLETON - MILLING AND BIT SURFACING, EDGE DRAINS	14.7	RS	MILL AND OVERLAY	SF	3,800,000	0	0	0	3,800,000	0
804	TH 10	0301-47AC2	MN/DOT	IN DETROIT LAKES, RECONSTRUCTION (BAP PAYBACK)	5.7	RC	GRADE,SURFACE & BRIDGE	NHS	4,254,355	4,254,355	0	0	0	0
805	TH 10	1401-142	MN/DOT	DILWORTH TO HAWLEY (WB), MILL & BIT SURFACE (INCLUDES CITY OF GLYNDON EB/WB) (ELLA)	18.0	RS	MILL AND OVERLAY	SF	7,700,000	0	0	0	7,700,000	0

ATP: 4
Fiscal Year: 2009

STIP for FY 2007-2009

Seq #	Route System	Project Number	Agency	Description	Miles	Program	Type of Work	Proposed Funds	Total	FHWA	AC	FTA	TH	Other
806	TH 10	5605-18PEAC3	MN/DOT	**MN152** ENVIRONMENTAL REVIEW FOR IMPROVEMENT ALONG THE ENTIRE U.S. 10 CORRIDOR (AC PAYBACK)		PL	SURFACING	HPP	176,800	176,800	0	0	0	0
807	TH 28	7504-21	MN/DOT	MORRIS HIGHWAY 28 & 59 ROUNDABOUT	0.4	SH	GRADE AND SURFACE	HSIP	1,200,000	1,080,000	0	0	120,000	0
808	TH 999	8804-AM-09	MN/DOT	DISTRICTWIDE SETASIDES - MUNICIPAL AGREEMENTS - 2009	0.0	AM	COOP. CONST. AGREEMENT	SF	500,000	0	0	0	500,000	0
809	TH 999	8804-BI-09	MN/DOT	DISTRICTWIDE SETASIDES - BRIDGE IMPROVEMENT -2009	0.0	BI	BRIDGE REPAIR	SF	500,000	0	0	0	500,000	0
810	TH 999	8804-CA-09	MN/DOT	DISTRICTWIDE SETASIDE - CONSULTANT AGREEMENTS - 2009	0.0	CA	MISCELLANEOUS	SF	600,000	0	0	0	600,000	0
811	TH 999	8804-MA-09	MN/DOT	DISTRICTWIDE SETASIDES - MISCELLANEOUS AGREEMENTS - 2009	0.0	MA	MISCELLANEOUS	SF	75,000	0	0	0	75,000	0
812	TH 999	8804-PM-09	MN/DOT	DISTRICTWIDE SETASIDES - PREVENTIVE MAINTENANCE - 2009	0.0	PM	ROAD REPAIR	SF	4,100,000	0	0	0	4,100,000	0
813	TH 999	8804-RB-09	MN/DOT	DISTRICTWIDE SETASIDES - LANDSCAPING- 2009	0.0	RB	LANDSCAPING	SF	30,000	0	0	0	30,000	0
814	TH 999	8804-RW-09	MN/DOT	DISTRICTWIDE SETASIDES - RIGHT-OF-WAY - 2009	0.0	RW	RIGHT OF WAY	SF	1,000,000	0	0	0	1,000,000	0
815	TH 999	8804-RX-09	MN/DOT	DISTRICTWIDE SETASIDES - BARC - 2009	0.0	RX	ROAD REPAIR	SF	1,500,000	0	0	0	1,500,000	0
816	TH 999	8804-SA-09	MN/DOT	DISTRICTWIDE SETASIDE - SUPPLEMENTAL AGREE & OVERRUNS, ETC. - 2009	0.0	SA	SUPP. AGREE. & COST OVERRUNS	SF	2,500,000	0	0	0	2,500,000	0
817	TH 999	8804-SC-09	MN/DOT	DISTRICTWIDE SETASIDES - SAFETY CAPACITY - 2009	0.0	SC	LIGHTING	SF	1,200,000	0	0	0	1,200,000	0
818	TH 999	8804-SR-09	MN/DOT	DISTRICTWIDE SETASIDE - RAIL SAFETY. - 2009	0.0	SR	SUPP. AGREE. & COST OVERRUNS	RRS	202,500	202,500	0	0	0	0
Summary for Year = 2009 (46 projects)									\$45,175,058	\$14,271,815	\$2,300,000	\$825,558	\$23,625,000	\$6,452,685

Areawide Transportation Partnership (ATP) Boundaries



DISTRICT 6

Transportation District Engineer

Nelrae Succio

(507) 285-7374

2900 48th Street NW

Rochester, Minnesota 55901-5848

General Information: (507) 285-7350

FAX: (507) 285-7355

Seq #	Route System	Project Number	Agency	Description	Miles	Program	Type of Work	Proposed Funds	Total	FHWA	AC	FTA	TH	Other
819	BB	TRF-0001-07	MN/DOT	SECT 5311: CEDAR VALLEY TRANSIT OPERATING ASSISTANCE	0.0	OB	OPERATE BUS	FTA	186,430	0	0	33,150	0	153,280
820	BB	TRF-0020-07	MN/DOT	SECT 5311: CITY OF FARIBAULT TRANSIT OPERATING ASSISTANCE	0.0	OB	OPERATE BUS	FTA	158,929	0	0	37,236	0	121,693
821	BB	TRF-0039-06Z	MN/DOT	MINNESOTA EARMARK PROJECTS FOR THE CITY OF NORTHFIELD FOR A TRANSIT TRANSFER STATION/HUB	0.0	B3	BUS GRANT CAPITAL IMPROVEMENT	FTA	346,500	0	0	277,200	0	69,300
822	BB	TRF-0039-07	MN/DOT	SECT 5311: CITY OF NORTHFIELD TRANSIT OPERATING ASSISTANCE	0.0	OB	OPERATE BUS	FTA	273,671	0	0	50,310	0	223,361
823	BB	TRF-0047-06D	ROCHESTER	SECTION 5307/5309: CITY OF ROCHESTER 75TH ST. PARK & RIDE - PHASE I (DESIGN & ENGINEERING)	0.0	B9	BUS GRANT CAPITAL IMPROVEMENT	FTA	75,000	0	0	60,000	0	15,000
824	BB	TRF-0047-06E	ROCHESTER	SECTION 5307/5309: CITY OF ROCHESTER DOWNTOWN BUS STOP - PHASE I (DESIGN & ENGINEERING)	0.0	B9	BUS GRANT CAPITAL IMPROVEMENT	FTA	150,000	0	0	120,000	0	30,000
825	BB	TRF-0047-07	ROCHESTER TRANSIT	SECT 5307: ROCHESTER DAR TRANSIT OPERATING ASSISTANCE	0.0	B9	OPERATE BUS	LF	592,659	0	0	0	0	592,659
826	BB	TRF-0047-07A	ROCHESTER TRANSIT	SECT 5307: ROCHESTER RR TRANSIT OPERATING ASSISTANCE	0.0	B9	OPERATE BUS	FTA	3,895,864	0	0	767,673	0	3,128,191
827	BB	TRF-0047-07B	ROCHESTER	SECTION 5307/5309: CITY OF ROCHESTER DOWNTOWN BUS STOP - PHASE II (CONSTRUCTION)	0.0	B9	BUS GRANT CAPITAL IMPROVEMENT	FTA	450,000	0	0	360,000	0	90,000
828	BB	TRF-0047-07C	ROCHESTER	SECTION 5309/5309: CITY OF ROCHESTER ST. MARY'S HUB - PHASE I (DESIGN & ENGINEERING)	0.0	B9	BUS GRANT CAPITAL IMPROVEMENT	FTA	30,000	0	0	24,000	0	6,000
829	BB	TRF-0047-07D	ROCHESTER	SECTION 5307/5309: CITY OF ROCHESTER 75TH ST. PARK & RIDE - PHASE II (CONSTRUCTION)	0.0	B9	BUS GRANT CAPITAL IMPROVEMENT	FTA	480,000	0	0	384,000	0	96,000
830	BB	TRF-0065-07	MN/DOT	SECT 5311: CITY OF WINONA TRANSIT OPERATING ASSISTANCE	0.0	OB	OPERATE BUS	FTA	404,584	0	0	90,356	0	314,228
831	BB	TRF-1977-07	MN/DOT	SECT 5311: SEMCAC TRANSIT OPERATING ASSISTANCE	0.0	OB	OPERATE BUS	FTA	202,395	0	0	42,000	0	160,395
832	BB	TRF-2497-07	MN/DOT	SECT 5311: CITY OF STEWARTVILLE TRANSIT OPERATING ASSISTANCE	0.0	OB	OPERATE BUS	FTA	64,375	0	0	15,000	0	49,375
833	BB	TRF-3342-07	MN/DOT	SECT 5311: STEELE CO. TRANSIT OPERATING ASSISTANCE	0.0	OB	OPERATE BUS	FTA	355,556	0	0	79,547	0	276,009

ATP: 6
Fiscal Year: 2007

STIP for FY 2007-2009

Seq #	Route System	Project Number	Agency	Description	Miles	Program	Type of Work	Proposed Funds	Total	FHWA	AC	FTA	TH	Other
834	BB	TRF-3780-07	LA CRESCENT	SECT 5307: LA CRESCENT TRANSIT OPERATING ASSISTANCE	0.0	B9	OPERATE BUS	FTA	147,290	0	0	0	0	147,290
835	BB	TRF-7071-07	MN/DOT	SECT 5311: AMCAT TRANSIT OPERATING ASSISTANCE	0.0	OB	OPERATE BUS	FTA	470,710	0	0	80,727	0	389,983
836	BB	TRF-7284-07	MN/DOT	SECT 5311: THREE RIVERS TRANSIT OPERATING ASSISTANCE	0.0	OB	OPERATE BUS	FTA	676,504	0	0	159,318	0	517,186
837	BB	TRS-0039-07A	MN/DOT	CITY OF NORTHFIELD, PURCHASE 1 BUS (CLASS 500)	0.0	TR	PURCHASE BUS	STP	107,000	85,600	0	0	0	21,400
838	BB	TRS-0047-07B	ROCHESTER TRANSIT	ROCHESTER RR, PURCHASE 1 BUS (CLASS 700)(5307)	0.0	TR	PURCHASE BUS	STP	295,491	236,393	0	0	0	59,098
839	BB	TRS-0047-07T	ROCHESTER TRANSIT	ROCHESTER, PURCHASE LARGE BUSES (CLASS 700)	0.0	TR	PURCHASE BUS	STP	342,500	274,000	0	0	0	68,500
840	BB	TRS-0065-07T	MN/DOT	WINONA, PURCHASE 2 BUSES (CLASS 600)	0.0	TR	PURCHASE BUS	STP	268,000	214,400	0	0	0	53,600
841	BB	TRS-3342-07	MN/DOT	STEELE COUNTY, PURCHASE 1 BUS (CLASS 400)	0.0	TR	PURCHASE BUS	STP	57,000	45,600	0	0	0	11,400
842	BB	TRS-3780-07T	MN/DOT	LA CRESCENT, PURCHASE 1 BUS (CLASS 600)	0.0	TR	PURCHASE BUS	STP	134,000	107,200	0	0	0	26,800
843	BB	TRS-7071-07T	MN/DOT	MOWER COUNTY, PURCHASE 1 BUS (CLASS 400)	0.0	TR	PURCHASE BUS	STP	56,000	44,800	0	0	0	11,200
844	BB	TRS-7284-07	MN/DOT	THREE RIVERS, PURCHASE 1 BUS (CLASS 400)	0.0	TR	PURCHASE BUS	STP	57,000	45,600	0	0	0	11,400
845	RR	24-00124	MN/DOT	INSTALL GATES & SIGNALS AT FREEBORN CSAH 35	0.0	SR	RR X-ING IMPROVEMENTS	RRS	175,000	157,500	0	0	0	17,500
846	RR	50-00107	MN/DOT	MSAS 132, 5TH PL SE, AUSTIN, INSTALL GATES ON IC&E	0.0	SR	RR X-ING IMPROVEMENTS	RRS	175,000	157,500	0	0	0	17,500
847	RR	66-00112	MN/DOT	INSTALL GATES & SIGNALS AT RICE CSAH 9	0.0	SR	RR X-ING IMPROVEMENTS	RRS	175,000	157,500	0	0	0	17,500
848	TWN 195	23-599-175	FILLMORE COUNTY	0.1 MI S OF TH 30, REPLACE BR L4757	0.2	BR	BRIDGE REPLACEMENT	BROS	440,000	160,000	0	0	0	280,000
849	CSAH 23	23-623-23	FILLMORE COUNTY	0.3 MI N OF FILLMORE CSAH 24, REPLACE BR 93038	0.2	BR	BRIDGE REPLACEMENT	BROS	500,000	160,000	0	0	0	340,000
850	CSAH 24	23-624-03	FILLMORE COUNTY	0.7 MI W OF FILLMORE CSAH 28, REPLACE BR 4408	0.2	BR	BRIDGE REPLACEMENT	BROS	560,000	160,000	0	0	0	400,000
851	CSAH 46	24-646-10AC	FREEBORN COUNTY	FREEBORN CSAH 38 TO I-90 PETRAN INTERCHANGE - CONC. PAVEMENT REPLACEMENT (AC PAYBACK)	6.0	RD	CONCRETE PAVEMENT	STP	975,000	975,000	0	0	0	0

Seq #	Route System	Project Number	Agency	Description	Miles	Program	Type of Work	Proposed Funds	Total	FHWA	AC	FTA	TH	Other
852	CSAH 48	24-648-03	FREEBORN COUNTY	MARGARETHA AVE BETWEEN 11TH AND 14TH ST IN ALBERT LEA, GRADE & SURFACE	0.5	RC	CONCRETE PAVEMENT	STP	380,000	280,000	0	0	0	100,000
853	CSAH 62	25-662-02AC	GOODHUE COUNTY	0.1 MI S OF JCT WITH GOODHUE CSAH 11 ON GOODHUE CSAH 62 OVER ZUMBRO RIVER IN PINE ISLAND, REPLACE BR 757 (AC PAYBACK)	0.2	BR	BRIDGE REPLACEMENT	BROS	420,000	420,000	0	0	0	0
854	CSAH 20	28-606-20	HOUSTON COUNTY	JCT HOUSTON CSAH 6 AND HOUSTON CSAH 29 TO JCT HOUSTON CSAH 6 AND TH 14/16/61 - GRADE & SURFACE	0.3	RC	GRADE AND SURFACE	STP	630,000	504,000	0	0	0	126,000
855	CSAH 10	28-610-18	HOUSTON COUNTY	0.3 MI N OF CSAH 11, REPLACE BR 7075	0.3	BR	BRIDGE REPLACEMENT	BROS	430,000	160,000	0	0	0	270,000
856	CSAH 20	28-620-12	HOUSTON COUNTY	0.4 MI S OF N JCT TH 44, REPLACE BR 1332	0.3	BR	BRIDGE REPLACEMENT	BROS	360,000	160,000	0	0	0	200,000
857	CSAH 46	50-646-04	MOWER COUNTY	0.2 MI W OF I-90 TO W MOWER CO LINE	1.3	RS	CRACK AND OVERLAY	STP	750,000	600,000	0	0	0	150,000
858	PED/BIKE	55-090-02	OLMSTED COUNTY	MAYOWOOD ROAD (OLMSTED CR 125) TRAIL AND TRAILHEAD DEVELOPMENT	0.9	EN	PEDESTRIAN BIKE TRAIL	TEA	405,283	271,540	0	0	0	133,743
859	CSAH 33	79-633-06AC	WABASHA COUNTY	TH 63 TO WABASHA CSAH 2 - 6 MILES SW OF LAKE CITY, BITUMINOUS PAVEMENT (AC PAYBACK)	2.8	MC	BITUMINOUS PAVEMENT	STP	460,000	460,000	0	0	0	0
860	CSAH 12	85-612-25AC	WINONA COUNTY	NODINE TO WINONA CSAH 1, GRADE & SURFACE (AC PAYBACK)	1.6	RC	GRADE AND SURFACE	STP	516,000	516,000	0	0	0	0
861	CITY	101-020-13	ALBERT LEA	MARGARETHA AVE BETWEEN 11TH AND 14TH ST IN ALBERT LEA, GRADE & SURFACE	0.5	RC	CONCRETE PAVEMENT	STP	720,000	576,000	0	0	0	144,000
862	PED/BIKE	104-090-03	AUSTIN	WILDWOOD TRAIL LINK	2.9	EN	PEDESTRIAN BIKE TRAIL	TEA	369,550	295,640	0	0	0	73,910
863	MUN	104-139-05	AUSTIN	1ST ST NE TO 4TH ST NE IN AUSTIN, RECONSTRUCTION OF OAKLAND AVENUE	0.2	RC	BRIDGE REMOVAL	STP	2,200,000	1,680,000	0	0	0	520,000
864	PED/BIKE	149-090-02	NORTHFIELD	MILL TOWNS TRAIL, TRAILHEAD AND TRAIL CONNECTION PROJECT	0.2	EN	PEDESTRIAN BIKE TRAIL	TEA	418,169	334,535	0	0	0	83,634
865	CITY	159-080-13	ROCHESTER	50TH AVE NW FROM OLMSTED CSAH 4 TO NICKLAUS DR NW IN ROCHESTER	1.2	RC	GRADE AND SURFACE	STP	2,700,000	1,350,000	0	0	0	1,350,000
866	MSAS	176-108-12	WINONA COUNTY	**MN222**PRELIMINARY ENGINEERING FOR THE REPLACEMENT OF THREE AT-GRADE HIGHWAY-RAILROAD CROSSINGS WITH GRADE-SEPARATED CROSSINGS ADJACENT TO WINONA STATE UNIVERSITY	0.0	BR	BRIDGE REPLACEMENT	HPP	300,000	240,000	0	0	0	60,000

ATP: 6
Fiscal Year: 2007

STIP for FY 2007-2009

Seq #	Route System	Project Number	Agency	Description	Miles	Program	Type of Work	Proposed Funds	Total	FHWA	AC	FTA	TH	Other
867	TH 3	6612-91	MN/DOT	N END CANNON RIVER BR 6865 TO THE S END C&NW RY BR 61001 IN NORTHFIELD	0.6	RB	LANDSCAPING	SF	50,000	0	0	0	50,000	0
868	TH 14	5502-85AC4	MN/DOT	DESIGN BUILD - BEST VALUE (AC PAYBACK)	10.8	MC	GRADE,SURFACE & BRIDGE	NHS	13,961,000	13,961,000	0	0	0	0
869	TH 16	2801-84	MN/DOT	IN LA CRESCENT FR 0.43 MI SW OF JCT TH 61 TO JCT TH 61 & 500' OF CSAH 6 AND RECONFIG INTERSECTION, ADD TURN LANES, NEW SIGNAL	0.4	RC	GRADE AND SURFACE	STP	970,821	768,657	0	0	192,164	10,000
869	TH 16	2801-84S	MN/DOT	IN LA CRESCENT FR 0.43 MI SW OF JCT TH 61 TO JCT TH 61 & 500' OF CSAH 6 AND RECONFIG INTERSECTION, ADD TURN LANES, NEW SIGNAL	0.4	SH	GRADE AND SURFACE	HSIP	420,182	378,164	0	0	42,018	0
870	TH 30	2305-21	MN/DOT	4.7 MI E OF JCT TH 74, REPLACE BR 5803	0.0	BR	BRIDGE REPLACEMENT	SF	810,000	0	0	0	810,000	0
871	TH 30	5505-24	MN/DOT	STEWARTVILLE TO CUMMINGSVILLE, BITUMINOUS OVERLAY	11.9	RS	MILL AND OVERLAY	SF	2,600,000	0	0	0	2,600,000	0
872	TH 30	5505-25	MN/DOT	S JCT OF TH 63 TO 0.39 MI E IN STEWARTVILLE, GRADE & SURFACE	0.4	RC	GRADE AND SURFACE	SF LF	1,000,000	0	0	0	600,000	400,000
873	TH 52	2310-33	MN/DOT	BETWEEN E JCT TH 16 IN PRESTON AND JCT TH 80 IN FOUNTAIN, LANDSCAPING	15.9	RB	LANDSCAPING	SF	75,000	0	0	0	75,000	0
874	TH 52	5508-110	MN/DOT	GRADE AND SURFACE - NB EXIT RAMP TURN LANE - 55TH ST NW - ROCHESTER	0.2	SC	GRADE AND SURFACE	SF	250,545	0	0	0	250,545	0
875	TH 52	5508-84AC1	MN/DOT	ORONOCO - DESIGN BUILD - (DISTRICT SHARE BAP PAYBACK)	4.1	MC	GRADE,SURFACE & BRIDGE	STP	13,360,000	13,360,000	0	0	0	0
876	TH 57	2007-6862	MN/DOT	PAINT MNDOT BR 9659 (US 52 SB OV TH 60), 9660 (US 52 NB OV TH 60), 9662 (MN 60 OV US 52) & 6862 (MN 57 OVER ZUMBRO R.) & OLMSTED CO BR'S 55511 (CSAH 26 OV ZUMBRO R) & 55512 (CSAH 8 OV ROOT R)	0.0	BI	PAINT BRIDGE	SF	200,000	0	0	0	200,000	0
877	TH 61	2805-62	MN/DOT	IN LA CRESCENT (DIKE ROAD) OVER CP RR AND CITY STREET, BR 5475 & RECONFIG INTERSECTION, ADD TURN LANES, NEW SIGNAL (AC PROJECT, PAYBACK IN 2008)	0.7	BR	BRIDGE REPLACEMENT	BR NHS	3,281,851	871,701	3,320,550	0	1,048,062	1,362,088
877	TH 61	2805-62S	MN/DOT	IN LA CRESCENT (DIKE ROAD) OVER CP RR AND CITY STREET, BR 5475 & RECONFIG INTERSECTION, ADD TURN LANES, NEW SIGNAL	0.7	SH	GRADE AND SURFACE	HSIP	763,337	687,003	0	0	76,334	0
878	TH 63	5509-62AC1	MN/DOT	TH 63 @ 40TH ST SW IN ROCHESTER (AC PAYBACK)	1.4	MC	GRADE,SURFACE & BRIDGE	NHS	5,000,000	5,000,000	0	0	0	0
879	TH 999	8806-AM-07	MN/DOT	DISTRICTWIDE SETASIDES - MUNICIPAL AGREEMENTS - 2007	0.0	AM	COOP. CONST. AGREEMENT	SF	250,000	0	0	0	250,000	0

ATP: 6
Fiscal Year: 2007

STIP for FY 2007-2009

Seq #	Route System	Project Number	Agency	Description	Miles	Program	Type of Work	Proposed Funds	Total	FHWA	AC	FTA	TH	Other
880	TH 999	8806-BI-07	MN/DOT	DISTRICTWIDE SETASIDES - BRIDGE REPAIR - 2007	0.0	BI	BRIDGE REPAIR	SF	300,000	0	0	0	300,000	0
881	TH 999	8806-CA-07	MN/DOT	DISTRICTWIDE SETASIDES - CONSULTANT AGREEMENTS - 2007	0.0	CA	MISCELLANEOUS	SF	1,500,000	0	0	0	1,500,000	0
882	TH 999	8806-MA-07	MN/DOT	DISTRICTWIDE SETASIDES - MISCELLANEOUS AGREEMENTS - 2007	0.0	MA	MISCELLANEOUS	SF	50,000	0	0	0	50,000	0
883	TH 999	8806-PM-07	MN/DOT	DISTRICTWIDE SETASIDES - PREVENTIVE MAINTENANCE - 2007	0.0	PM	PREVENTIVE MAINTENANCE	SF	1,500,000	0	0	0	1,500,000	0
884	TH 999	8806-RW-07	MN/DOT	DISTRICTWIDE SETASIDES - RIGHT-OF-WAY - 2007	0.0	RW	RIGHT OF WAY	SF	3,200,000	0	0	0	3,200,000	0
885	TH 999	8806-RX-07	MN/DOT	DISTRICTWIDE SETASIDES - ROAD REPAIR/BARC - 2007	0.0	RX	ROAD REPAIR	SF	700,000	0	0	0	700,000	0
886	TH 999	8806-SA-07	MN/DOT	DISTRICTWIDE SETASIDES - SUPPLEMENTAL AGREEMENTS AND COST OVERRUNS - 2007	0.0	SA	SUPP. AGREE. & COST OVERRUNS	SF	1,200,000	0	0	0	1,200,000	0
887	TH 999	8806-ST-07	MN/DOT	DISTRICTWIDE SETASIDE - STRIPING - 2007	0.0	SC	RIPING	SF	1,000,000	0	0	0	1,000,000	0
Summary for Year = 2007 (71 projects)									\$76,779,195	\$45,855,332	\$3,320,550	\$2,580,517	\$15,644,123	\$12,699,223

ATP: 6
Fiscal Year: 2008

STIP for FY 2007-2009

Seq #	Route System	Project Number	Agency	Description	Miles	Program	Type of Work	Proposed Funds	Total	FHWA	AC	FTA	TH	Other
888	BB	TRF-0001-08	MN/DOT	SECT 5311: CEDAR VALLEY TRANSIT OPERATING ASSISTANCE	0.0	OB	OPERATE BUS	FTA	192,023	0	0	33,150	0	158,873
889	BB	TRF-0020-08	MN/DOT	SECT 5311: CITY OF FARIBAULT TRANSIT OPERATING ASSISTANCE	0.0	OB	OPERATE BUS	FTA	163,697	0	0	37,236	0	126,461
890	BB	TRF-0039-08	MN/DOT	SECT 5311: CITY OF NORTHFIELD TRANSIT OPERATING ASSISTANCE	0.0	OB	OPERATE BUS	FTA	281,881	0	0	50,310	0	231,571
891	BB	TRF-0047-08	ROCHESTER TRANSIT	SECT 5307: ROCHESTER DAR TRANSIT OPERATING ASSISTANCE	0.0	B9	OPERATE BUS	LF	610,439	0	0	0	0	610,439
892	BB	TRF-0047-08A	ROCHESTER TRANSIT	SECT 5307: ROCHESTER RR TRANSIT OPERATING ASSISTANCE	0.0	B9	OPERATE BUS	FTA	4,012,740	0	0	814,424	0	3,198,316
893	BB	TRF-0047-08B	ROCHESTER	SECTION 5307/5309: CITY OF ROCHESTER ST. MARY'S HUB - PHASE II - (CONSTRUCTION)	0.0	B9	BUS GRANT CAPITAL IMPROVEMENT	FTA	100,000	0	0	80,000	0	20,000
894	BB	TRF-0047-08C	ROCHESTER	SECTION 5307/5309: CITY OF ROCHESTER BUS STATION/DAR GARAGE - PHASE I (DESIGN & ENGINEERING)	0.0	B9	BUS GRANT CAPITAL IMPROVEMENT	FTA	50,000	0	0	40,000	0	10,000
895	BB	TRF-0065-08	MN/DOT	SECT 5311: CITY OF WINONA TRANSIT OPERATING ASSISTANCE	0.0	OB	OPERATE BUS	FTA	416,722	0	0	90,356	0	326,366
896	BB	TRF-1977-08	MN/DOT	SECT 5311: SEMCAC TRANSIT OPERATING ASSISTANCE	0.0	OB	OPERATE BUS	FTA	208,467	0	0	42,000	0	166,467
897	BB	TRF-2497-08	MN/DOT	SECT 5311: CITY OF STEWARTVILLE TRANSIT OPERATING ASSISTANCE	0.0	OB	OPERATE BUS	FTA	66,306	0	0	15,000	0	51,306
898	BB	TRF-3342-08	MN/DOT	SECT 5311: STEELE CO. TRANSIT OPERATING ASSISTANCE	0.0	OB	OPERATE BUS	FTA	366,223	0	0	79,547	0	286,676
899	BB	TRF-3780-08	LA CRESCENT	SECT 5307: LA CRESCENT TRANSIT OPERATING ASSISTANCE	0.0	B9	OPERATE BUS	FTA	151,709	0	0	0	0	151,709
900	BB	TRF-7071-08	MN/DOT	SECT 5311: AMCAT TRANSIT OPERATING ASSISTANCE	0.0	OB	OPERATE BUS	FTA	484,831	0	0	80,727	0	404,104
901	BB	TRF-7284-08	MN/DOT	SECT 5311: THREE RIVERS TRANSIT OPERATING ASSISTANCE	0.0	OB	OPERATE BUS	FTA	696,799	0	0	159,318	0	537,481
902	BB	TRS-0020-07A	MN/DOT	CITY OF FARIBAULT, PURCHASE 1 BUS (CLASS 400)	0.0	TR	PURCHASE BUS	STP	57,000	45,600	0	0	0	11,400
903	BB	TRS-0039-08A	MN/DOT	CITY OF NORTHFIELD, PURCHASE 1 BUS (CLASS 400)	0.0	TR	PURCHASE BUS	STP	59,000	47,200	0	0	0	11,800
904	BB	TRS-1977-08A	MN/DOT	SEMCAC PUBLIC TRANSIT (DODGE, FILLMORE, HOUSTON, STEELE AND WINONA COUNTIES), PURCHASE 1 BUS (CLASS 400)	0.0	TR	PURCHASE BUS	STP	59,000	47,200	0	0	0	11,800

Seq #	Route System	Project Number	Agency	Description	Miles	Program	Type of Work	Proposed Funds	Total	FHWA	AC	FTA	TH	Other
905	BB	TRS-1977-08T	MN/DOT	SEMCAC PUBLIC TRANSIT, PURCHASE 1 BUS (CLASS 400)	0.0	TR	PURCHASE BUS	STP	58,000	46,400	0	0	0	11,600
906	BB	TRS-3342-08T	MN/DOT	STEELE COUNTY PUBLIC TRANSIT - PURCHASE 1 BUS (CLASS 400)	0.0	TR	PURCHASE BUS	STP	58,000	46,400	0	0	0	11,600
907	BB	TRS-7071-08A	MN/DOT	MOWER COUNTY, PURCHASE 1 BUS (CLASS 400)	0.0	TR	PURCHASE BUS	STP	59,000	47,200	0	0	0	11,800
908	BB	TRS-7071-08T	MN/DOT	MOWER COUNTY, PURCHASE 1 BUS (CLASS 400)	0.0	TR	PURCHASE BUS	STP	58,000	46,400	0	0	0	11,600
909	BB	TRS-7284-08T	MN/DOT	THREE RIVERS PUBLIC TRANSIT (GOODHUE & WABASHA COS), PURCHASE 1 BUS (CLASS 400)	0.0	TR	PURCHASE BUS	STP	58,000	46,400	0	0	0	11,600
910	RR	24-00125	MN/DOT	NEWTON AVE, MSAS 116, ALBERT LEA, UPGRADE TO GATES	0.0	SR	RR X-ING IMPROVEMENTS	RRS	200,000	180,000	0	0	0	20,000
911	RR	25-00110	MN/DOT	SKI ROAD N, RED WING (3.5 MI. SE), FLORENCE TWP, GOODHUE COUNTY, INSTALL GATES	0.0	SR	RR X-ING IMPROVEMENTS	RRS	185,000	185,000	0	0	0	0
912	RR	25-00111	MN/DOT	347TH AVE WAY, FLORENCE TWP, INSTALL GATES	0.0	SR	RR X-ING IMPROVEMENTS	RRS	200,000	180,000	0	0	0	20,000
913	CSAH 6	23-606-02	FILLMORE COUNTY	ON FILLMORE CSAH 6, REPLACE BR 3309	0.3	BR	BRIDGE REPLACEMENT	BROS	235,000	160,000	0	0	0	75,000
914	CSAH 20	23-620-02	FILLMORE COUNTY	ON FILLMORE CSAH 20, REPLACE BR 92882	0.3	BR	BRIDGE REPLACEMENT	BROS	215,000	160,000	0	0	0	55,000
915	CSAH 26	23-626-08	FILLMORE COUNTY	ON FILLMORE CSAH 26, REPLACE BR 9929	0.3	BR	BRIDGE REPLACEMENT	BROS	215,000	160,000	0	0	0	55,000
916	CSAH 30	23-630-05	FILLMORE COUNTY	ON FILLMORE CSAH 30, REPLACE BR 9945	0.3	BR	BRIDGE REPLACEMENT	BROS	235,000	160,000	0	0	0	75,000
917	CSAH 5	28-605-12	HOUSTON COUNTY	HOUSTON CR 249 TO 0.7 MILES SOUTH OF HOUSTON CSAH 14, BR 88415	3.6	RC	GRADE AND BRIDGE	STP	1,500,000	1,200,000	0	0	0	300,000
918	CSAH 32	28-632-02	HOUSTON COUNTY	2.15 MI EAST OF JCT OF HOUSTON CSAH 3 TO 0.3 MI EAST, REPLACE BR 6936	0.3	BR	BRIDGE REPLACEMENT	BROS	220,000	144,000	0	0	0	76,000
919	CSAH 28	66-628-07	RICE COUNTY	RICE CSAH 28 - WOODLEY ST - PRAIRIE ST TO JEFFERSON PKWY, GRADE & SURFACE	0.6	RC	GRADE AND SURFACE	STP	770,000	616,000	0	0	0	154,000
920	CSAH 34	74-634-10	STEELE COUNTY	STEELE CSAH 1 TO STEELE CSAH 8, GRADE & SURFACE	1.5	RC	GRADE AND SURFACE	STP	2,838,000	1,920,000	0	0	0	918,000
921	CITY	149-020-09	NORTHFIELD	WOODLEY ST - PRAIRIE ST TO JEFFERSON PKWY, GRADE & SURFACE	0.6	RC	GRADE AND SURFACE	STP	630,000	504,000	0	0	0	126,000

ATP: 6
Fiscal Year: 2008

STIP for FY 2007-2009

Seq #	Route System	Project Number	Agency	Description	Miles	Program	Type of Work	Proposed Funds	Total	FHWA	AC	FTA	TH	Other
922	PED/BIKE	159-090-15	ROCHESTER	CASCADE LAKE/DOUGLAS TRAIL PEDESTRIAN BRIDGE OVER DM&E RAILROAD	0.0	EN	PEDESTRIAN BIKE BRIDGE	TEA	996,600	795,000	0	0	0	201,600
923	MUN	159-105-13	ROCHESTER	CENTER STREET: 1ST AVE (WEST) TO ZUMBRO RIVER BRIDGE	0.4	RC	CONCRETE PAVEMENT	STP	1,500,000	750,000	0	0	0	750,000
924	CITY	159-113-16	ROCHESTER	11TH AVE NW - 6TH ST NW TO 10TH ST NW, CONCRETE PAVEMENT REHAB	0.2	RD	CONCRETE PAVEMENT REHAB	STP	970,000	730,000	0	0	0	240,000
925	TH 3	6612-95	MN/DOT	REPLACE BR 6842 S OF DUNDAS OVER CANNON RIVER AND BR 5337 OVER RR 2.7 MI NE OF JCT TH 21 (NEAR FARIBAULT) PLUS CONSTRUCT VARIOUS INTERSECTION SAFETY IMPROVEMENTS BETWEEN FARIBAULT AND NORTHFIELD (AC PROJECT, PAYBACK IN 2009)	0.0	BR	BRIDGE REPLACEMENT	BR STP	700,000	0	2,800,000	0	700,000	0
925	TH 3	6612-95S	MN/DOT	REPLACE BR 6842 S OF DUNDAS OVER CANNON RIVER AND BR 5337 OVER RR 2.7 MI NE OF JCT TH 21 (NEAR FARIBAULT) PLUS CONSTRUCT VARIOUS INTERSECTION SAFETY IMPROVEMENTS BETWEEN FARIBAULT AND NORTHFIELD (AC PROJECT, PAYBACK IN 2009)	0.0	SH	BRIDGE REPLACEMENT	HSIP	250,000	225,000	0	0	25,000	0
926	TH 14	5502-85AC5	MN/DOT	DESIGN BUILD - BEST VALUE (AC PAYBACK)	10.8	MC	GRADE,SURFACE & BRIDGE	NHS	17,120,000	17,120,000	0	0	0	0
927	TH 14	5502-93	MN/DOT	ROC 52 LANDSCAPING	11.5	RB	LANDSCAPING	SF	1,000,000	0	0	0	1,000,000	0
928	TH 21	6605-35	MN/DOT	TH 99 TO FARIBAULT, MILL & OVERLAY	6.4	RS	MILL AND OVERLAY	SF	1,900,000	0	0	0	1,900,000	0
929	I 35	7480-111	MN/DOT	TRAFFIC SIGNAL INSTALLATION AT I-35 EAST RAMPS AND TH 14 WEST/HOFFMAN ST IN OWATONNA	0.0	SH	TRAFFIC SIGNAL INST.	HSIP	150,000	135,000	0	0	15,000	0
930	I 35	7480-112	MN/DOT	AT I-35 WEST RAMPS AND BRIDGE STREET IN OWATONNA, TRAFFIC SIGNAL INSTALLATION	0.0	SC	TRAFFIC SIGNAL INST.	SF	100,000	0	0	0	100,000	0
931	TH 52	2311-21	MN/DOT	JCT 80 IN FOUNTAIN TO CHATFIELD, BITUMINOUS MILL & OVERLAY	9.2	RS	BITUMINOUS OVERLAY	SF	2,500,000	0	0	0	2,500,000	0
932	TH 52	2505-43	MN/DOT	INTERCHANGE LIGHTING AT JCTS TH 60 (N & S) AND TH 58	0.0	SH	LIGHTING	HSIP	220,000	198,000	0	0	22,000	0
933	TH 52	5507-54	MN/DOT	JCT OLMSTED CSAH 1 AND JCT OLMSTED CSAH 36, S OF ROCHESTER, INTERCHANGE LIGHTING	0.0	SH	LIGHTING	HSIP	130,000	117,000	0	0	13,000	0
934	TH 52	5507-58	MN/DOT	OVER WILLOW CREEK 0.30 MI SE OF JCT TH 63, REHAB BR 55021/55022	0.0	BI	BRIDGE REPAIR	SF	950,000	0	0	0	950,000	0
935	TH 52	5507-59	MN/DOT	REPLACE DECK BRIDGE #S 55005/55006 - 1.0 MI. SE OF JCT. T.H. 63 (NEAR ROCHESTER)	0.0	BI	BRIDGE REPAIR	SF	900,000	0	0	0	900,000	0

ATP: 6
Fiscal Year: 2008

STIP for FY 2007-2009

Seq #	Route System	Project Number	Agency	Description	Miles	Program	Type of Work	Proposed Funds	Total	FHWA	AC	FTA	TH	Other
936	TH 52	5508-84AC2	MN/DOT	ORONOCO - DESIGN BUILD - BAP - (AC PAYBACK)	4.1	SC	GRADE,SURFACE & BRIDGE	STP	542,109	542,109	0	0	0	0
936	TH 52	5508-84SAC1	MN/DOT	ORONOCO - DESIGN BUILD - BAP - (HES AC PAYBACK)	4.1	SH	GRADE,SURFACE & BRIDGE	HSIP	5,000,000	5,000,000	0	0	0	0
937	TH 52	8826-40	MN/DOT	STAGE 1 - ACCESS MANAGEMENT AND AT-GRADE INTERSECTION SAFETY IMPROVEMENTS IN GOODHUE AND OLMSTED COUNTIES	63.4	SH	GRADE AND SURFACE	HSIP	650,000	520,000	0	0	130,000	0
938	TH 57	2007-36	MN/DOT	MANTORVILLE TO WANAMINGO, BITUMINOUS OVERLAY AND MILL & OVERLAY FROM 7TH ST. NW (KASSON) TO BRIDGE 20004	18.0	RS	BITUMINOUS OVERLAY	SF	3,262,000	0	0	0	3,262,000	0
939	TH 61	2805-62AC	MN/DOT	IN LA CRESCENT (DIKE ROAD) OVER CP RR AND CITY STREET, BR 5475 (AC PAYBACK)	0.7	BR	BRIDGE REPLACEMENT	NHS	3,320,550	3,320,550	0	0	0	0
940	TH 61	8504-66	MN/DOT	COOPERATIVE AGREEMENT - BRIDGE WIDENING AND DECK REPLACEMENT OF BR 9045 ON TH 61 IN WINONA	0.0	AM	WIDEN AND REDECK	SF	175,000	0	0	0	175,000	0
941	TH 63	5509-62AC2	MN/DOT	TH 63 @ 40TH ST SW IN ROCHESTER (AC PAYBACK)	1.4	MC	GRADE,SURFACE & BRIDGE	NHS	1,356,296	1,356,296	0	0	0	0
942	TH 63	5509-72	MN/DOT	CHANNEL RESTORATION - SOUTH OF 48TH STREET S.W. - WEST SIDE OF HIGHWAY - ROCHESTER	0.5	SC	CHANNELIZATION	SF	150,000	0	0	0	150,000	0
943	TH 74	8508-33	MN/DOT	BITUMINOUS MILL & OVERLAY - FROM ST. CHARLES (W. JCT. T.H. 14) TO 0.056 MI. N. OF E. LIM. OF ELBA	10.1	RS	MILL AND OVERLAY	SF	1,500,000	0	0	0	1,500,000	0
944	TH 76	2806-13	MN/DOT	IOWA BORDER TO S JCT TH 44, BITUMINOUS MILL & OVERLAY	7.8	RS	MILL AND OVERLAY	SF	2,100,000	0	0	0	2,100,000	0
945	I 90	2482-70	MN/DOT	EB FROM 0.1 MI E CSAH 46 TO 0.04 MI E TH 105 (AC PROJECT, PAYBACK IN 2009)	9.1	RS	MILL AND OVERLAY	IM	1,070,000	910,000	530,000	0	160,000	0
946	I 90	8826-41	MN/DOT	REPLACE SIGNS AT VARIOUS LOCATIONS ON I-90 FROM ALDEN TO TH 63 (EXCEPT AUSTIN)	0.0	SC	SIGNING	SF	750,000	0	0	0	750,000	0
947	TH 218	2008-06	MN/DOT	I-90 TO BLOOMING PRAIRIE, MILL & OVERLAY (AC PROJECT, PAYBACK IN 2009)	13.3	RS	MILL AND OVERLAY	STP	520,000	0	2,080,000	0	520,000	0
948	TH 999	8806-AM-08	MN/DOT	DISTRICTWIDE SETASIDES - MUNICIPAL AGREEMENTS - 2008	0.0	AM	COOP. CONST. AGREEMENT	SF	250,000	0	0	0	250,000	0
949	TH 999	8806-BI-08	MN/DOT	DISTRICTWIDE SETASIDES - BRIDGE REPAIR - 2008	0.0	BI	BRIDGE REPAIR	SF	646,000	0	0	0	646,000	0
950	TH 999	8806-CA-08	MN/DOT	DISTRICTWIDE SETASIDES - CONSULTANT AGREEMENTS - 2008	0.0	CA	MISCELLANEOUS	SF	1,300,000	0	0	0	1,300,000	0

ATP: 6
Fiscal Year: 2008

STIP for FY 2007-2009

Seq #	Route System	Project Number	Agency	Description	Miles	Program	Type of Work	Proposed Funds	Total	FHWA	AC	FTA	TH	Other
951	TH 999	8806-MA-08	MN/DOT	DISTRICTWIDE SETASIDES - MISCELLANEOUS AGREEMENTS - 2008	0.0	MA	MISCELLANEOUS	SF	50,000	0	0	0	50,000	0
952	TH 999	8806-PM-08	MN/DOT	DISTRICTWIDE SETASIDES - PREVENTIVE MAINTENANCE - 2008	0.0	PM	PREVENTIVE MAINTENANCE	SF	1,500,000	0	0	0	1,500,000	0
953	TH 999	8806-RW-08	MN/DOT	DISTRICTWIDE SETASIDES - RIGHT-OF-WAY - 2008	0.0	RW	RIGHT OF WAY	SF	2,800,000	0	0	0	2,800,000	0
954	TH 999	8806-RX-08	MN/DOT	DISTRICTWIDE SETASIDES - ROAD REPAIR/BARC - 2008	0.0	RX	ROAD REPAIR	SF	600,000	0	0	0	600,000	0
955	TH 999	8806-SA-08	MN/DOT	DISTRICTWIDE SETASIDES - SUPPLEMENTAL AGREEMENTS AND COST OVERRUNS - 2008	0.0	SA	SUPP. AGREE. & COST OVERRUNS	SF	1,362,000	0	0	0	1,362,000	0
956	TH 999	8806-SN-08	MN/DOT	DISTRICTWIDE SETASIDE - SIGNING - 2008	0.0	SC	SIGNING	SF	150,000	0	0	0	150,000	0
957	TH 999	8806-ST-08	MN/DOT	DISTRICTWIDE SETASIDE - STRIPING - 2008	0.0	SC	RIPING	SF	750,000	0	0	0	750,000	0
Summary for Year = 2008 (72 projects)									\$74,901,391	\$37,660,755	\$5,410,000	\$1,522,068	\$26,280,000	\$9,438,568

ATP: 6
Fiscal Year: 2009

STIP for FY 2007-2009

Seq #	Route System	Project Number	Agency	Description	Miles	Program	Type of Work	Proposed Funds	Total	FHWA	AC	FTA	TH	Other
958	BB	TRF-0001-09	MN/DOT	SECT 5311: CEDAR VALLEY TRANSIT OPERATING ASSISTANCE	0.0	OB	OPERATE BUS	FTA	197,784	0	0	33,150	0	164,634
959	BB	TRF-0020-09	MN/DOT	SECT 5311: CITY OF FARIBAUTL TRANSIT OPERATING ASSISTANCE	0.0	OB	OPERATE BUS	FTA	168,608	0	0	37,236	0	131,372
960	BB	TRF-0039-09	MN/DOT	SECT 5311: CITY OF NORTHFIELD TRANSIT OPERATING ASSISTANCE	0.0	OB	OPERATE BUS	FTA	290,338	0	0	50,310	0	240,028
961	BB	TRF-0047-09A	ROCHESTER	SECT 5307: ROCHESTER DAR TRANSIT OPERATING ASSISTANCE	0.0	B9	OPERATE BUS	FTA	546,133	0	0	0	0	546,133
962	BB	TRF-0047-09B	ROCHESTER	SECT 5307: ROCHESTER RR TRANSIT OPERATING ASSISTANCE	0.0	B9	OPERATE BUS	FTA	2,872,561	0	0	0	0	2,872,561
963	BB	TRF-0065-09	MN/DOT	SECT 5311: CITY OF WINONA TRANSIT OPERATING ASSISTANCE	0.0	OB	OPERATE BUS	FTA	429,223	0	0	90,356	0	338,867
964	BB	TRF-1977-09	MN/DOT	SECT 5311: SEMCAC TRANSIT OPERATING ASSISTANCE	0.0	OB	OPERATE BUS	FTA	214,721	0	0	42,000	0	172,721
965	BB	TRF-2497-09	MN/DOT	SECT 5311: CITY OF STEWARTVILLE TRANSIT OPERATING ASSISTANCE	0.0	OB	OPERATE BUS	FTA	68,295	0	0	15,000	0	53,295
966	BB	TRF-3342-09	MN/DOT	SECT 5311: STEELE CO. TRANSIT OPERATING ASSISTANCE	0.0	OB	OPERATE BUS	FTA	377,209	0	0	79,547	0	297,662
967	BB	TRF-3780-09	LA CRESCENT	SECT 5307: LA CRESCENT TRANSIT OPERATING ASSISTANCE	0.0	B9	OPERATE BUS	FTA	156,260	0	0	0	0	156,260
968	BB	TRF-7071-09	MN/DOT	SECT 5311: AMCAT TRANSIT OPERATING ASSISTANCE	0.0	OB	OPERATE BUS	FTA	499,376	0	0	80,727	0	418,649
969	BB	TRF-7284-09	MN/DOT	SECT 5311: THREE RIVERS TRANSIT OPERATING ASSISTANCE	0.0	OB	OPERATE BUS	FTA	717,703	0	0	159,318	0	558,385
970	BB	TRS-0001-09A	MN/DOT	CVS - PURCHASE 1 BUS (CLASS 400)	0.0	TR	PURCHASE BUS	STP	60,000	48,000	0	0	0	12,000
971	BB	TRS-0039-09A	MN/DOT	NORTHFIELD - PURCHASE 1 BUS (CLASS 400)	0.0	TR	PURCHASE BUS	STP	60,000	48,000	0	0	0	12,000
972	BB	TRS-0047-09A	ROCHESTER	ROCHESTER - PURCHASE 1 BUS (CLASS 700)	0.0	TR	PURCHASE BUS	STP	400,000	320,000	0	0	0	80,000
973	BB	TRS-0065-09A	MN/DOT	WINONA - PURCHASE 2 BUSES (CLASS 600)	0.0	TR	PURCHASE BUS	STP	310,000	248,000	0	0	0	62,000
974	BB	TRS-7071-09A	MN/DOT	AMCAT - PURCHASE 1 BUS (CLASS 400)	0.0	TR	PURCHASE BUS	STP	60,000	48,000	0	0	0	12,000
975	BB	TRS-7284-09A	MN/DOT	THREE RIVERS - PURCHASE 1 BUS (CLASS 500)	0.0	TR	PURCHASE BUS	STP	106,000	84,800	0	0	0	21,200

Seq #	Route System	Project Number	Agency	Description	Miles	Program	Type of Work	Proposed Funds	Total	FHWA	AC	FTA	TH	Other
976	RR	20-00001	MN/DOT	CSAH 25, AIRPORT DR S, DODGE CENTER, DODGE COUNTY - INSTALL GATES	0.0	SR	RAILROAD SIGNALS	RRS	225,000	202,500	0	0	0	22,500
977	RR	55-00126	MN/DOT	7TH ST NW, ROCHESTER - INSTALL GATES	0.0	SR	RAILROAD SIGNALS	RRS	225,000	202,500	0	0	0	22,500
978	RR	74-00130	MN/DOT	BOAT LANDING, OWATONNA - INSTALL GATES	0.0	SR	RAILROAD SIGNALS	RRS	225,000	202,500	0	0	0	22,500
979	MUN	23-597-07	FILLMORE COUNTY	REPLACE BRIDGE #L4660 IN PETERSON	0.2	BR	BRIDGE REPLACEMENT	BROS	90,000	60,000	0	0	0	30,000
980	MUN	23-597-08	FILLMORE COUNTY	REPLACE BRIDGE #L4658 IN PETERSON	0.1	BR	BRIDGE REPLACEMENT	BROS	90,000	60,000	0	0	0	30,000
981	CR 118	23-598-08	FILLMORE COUNTY	REPLACE BR 692 OVER A STREAM	0.2	BR	BRIDGE REPLACEMENT	BROS	173,436	90,750	0	0	0	82,686
982	CR 104	23-598-11	FILLMORE COUNTY	REPLACE BRIDGE #93638 ON CR 104	0.1	BR	BRIDGE REPLACEMENT	BROS	240,000	168,000	0	0	0	72,000
983	CR 102	23-598-12	FILLMORE COUNTY	REPLACE BR 92462 OVER LOST CREEK	0.2	BR	BRIDGE REPLACEMENT	BROS	173,436	90,750	0	0	0	82,686
984	TWN 99	23-599-163	FILLMORE COUNTY	REPLACE BRIDGE #L4894 ON FORESTVILLE TWP 99	0.2	BR	BRIDGE REPLACEMENT	BROS	400,000	280,000	0	0	0	120,000
985	CSAH 1	25-601-27	GOODHUE COUNTY	285TH STREET TO 1000' S OF FEATHERSTONE ROAD - COMPLETE RECONSTRUCTION OF ROAD SEGMENT	1.3	RC	GRADE AND SURFACE	STP	2,600,000	2,080,000	0	0	0	520,000
986	CSAH 5	28-605-13	HOUSTON COUNTY	REPLACE BR 2904 - 3.1 MI. EAST OF THE JCT. WITH CSAH 14	0.3	BR	BRIDGE REPLACEMENT	BROS	300,000	160,000	0	0	0	140,000
987	CSAH 22	55-622-43	OLMSTED COUNTY	OLMSTED CSAH 8 TO TH 52 INTERCHANGE - RECONSTRUCTION	1.0	RC	GRADE AND SURFACE	STP	2,125,000	1,700,000	0	0	0	425,000
988	PED/BIKE	104-090-04	AUSTIN	CEDAR RIVER PEDESTRIAN BRIDGE	0.1	EN	PEDESTRIAN BIKE BRIDGE	TEA	319,000	255,200	0	0	0	63,800
989	MUN	104-139-06	AUSTIN	OAKLAND PLACE NE: OAKLAND AVE TO 8TH AVE NE	0.6	RD	CONCRETE PAVEMENT REHAB	STP	300,000	240,000	0	0	0	60,000
990	MUN	125-080-04	FARIBAULT	INTERSECTION CONSTRUCTION, 17TH ST NW AT TH 3/TH21	0.2	SC	GRADE AND SURFACE	STP	910,000	728,000	0	0	0	182,000
991	PED/BIKE	125-090-02	FARIBAULT	NORTHERN LINK MULTI PURPOSE TRAIL	2.1	EN	PEDESTRIAN BIKE TRAIL	TEA	669,648	535,718	0	0	0	133,930

ATP: 6
Fiscal Year: 2009

STIP for FY 2007-2009

Seq #	Route System	Project Number	Agency	Description	Miles	Program	Type of Work	Proposed Funds	Total	FHWA	AC	FTA	TH	Other
992	MSAS	125-110-08	FARIBAULT	SIGNAL CONSTRUCTION, WILLOW AND DIVISION STREETS AT TH 60	0.1	SC	TRAFFIC SIGNAL INST.	STP	400,000	320,000	0	0	0	80,000
993	MUN	153-080-02	OWATONNA	IN OWATONNA, 32ND AVE TO 39TH AVE, GRADE AND SURFACE	0.5	MC	GRADE AND SURFACE	STP	792,000	360,000	0	0	0	432,000
994	MUN	159-080-14	ROCHESTER	20TH STREET EXTENSION FROM CSAH 1 TO CSAH 36, GRADE, SURFACE AND NEW BRIDGE OVER BEAR CREEK	0.9	MC	GRADE,SURFACE & BRIDGE	STP	5,690,000	2,420,000	0	0	0	3,270,000
995	MUN	159-101-07	ROCHESTER	WEST RIVER PARKWAY: ELTON HILLS DR TO 37TH ST	1.5	RS	MILL AND OVERLAY	STP	700,000	340,000	0	0	0	360,000
996	TH 3	6612-95AC	MN/DOT	REPLACE BRIDGE #5337 (NEW BRIDGE #66002) ON TH 3 OVER RR 2.7 MI NE OF JCT TH 21 (NEAR FARIBAULT) (AC PAYBACK)	0.0	BR	BRIDGE REPLACEMENT	STP	2,800,000	2,800,000	0	0	0	0
997	TH 14	5502-85AC6	MN/DOT	DESIGN BUILD - BEST VALUE (AC PAYBACK)	10.8	MC	GRADE,SURFACE & BRIDGE	NHS	17,120,000	17,120,000	0	0	0	0
998	TH 16	2801-80	MN/DOT	BITUMINOUS MILL AND OVERLAY - FROM HOUSTON (BR. #95111 - 0.091 MI. E. OF JCT. T.H. 76) TO HOKAH (0.173 MI. W. OF JCT. T.H. 44)	10.8	RS	MILL AND OVERLAY SF		2,400,000	0	0	0	2,400,000	0
999	I 35	6680-102	MN/DOT	INSTALL MEDIAN GUARDRAIL FROM N. END BR. #66826 T.H. 19 TO DAKOTA CSAH 2	7.2	SH	MEDIAN BARRIER	HSIP	750,000	675,000	0	0	75,000	0
1000	I 35	8826-42	MN/DOT	INSTALL STRUCTURAL SNOW FENCE ALONG I-35 FOR APPROX. 6 MILES (STAGE 1)	6.0	SH	FENCING	HSIP	750,000	675,000	0	0	75,000	0
1001	I 35	8826-43	MN/DOT	INSTALL 6 PERMANENT VARIABLE MESSAGE SIGNS AT VARIOUS LOCATIONS ON I-35 (CONTROL SECTIONS 2480,7480 AND 6680)	0.0	SC	SIGNING	NHS	450,000	360,000	0	0	90,000	0
1002	TH 52	2506-52PE1	MN/DOT	**MN106** ENVIRONMENTAL ASSESSMENT AND RIGHT- OF-WAY ACQUISITION AT U.S. 52 AND CSAH 24 INTERCHANGE, CANNON FALLS, GOODHUE CNTY, MN (2009 CONVERSION)	0.5	MC	GRADE,SURFACE & BRIDGE	HPP	1,706,899	1,365,519	272,000	0	341,380	0
1003	TH 60	2511-39	MN/DOT	BITUMINOUS MILL & OVERLAY - FROM N. JCT. T.H. 56 TO T.H. 52	15.3	RS	MILL AND OVERLAY SF		1,800,000	0	0	0	1,800,000	0
1004	TH 60	6606-34	MN/DOT	5.4 MI. E. OF JCT. T.H. 13, BRIDGE #6770 OVER CANNON RIVER IN MORRISTOWN PLUS APPROACH CONST.	0.0	BR	BRIDGE REPLACEMENT	SF	750,000	0	0	0	750,000	0
1005	TH 60	6606-37	MN/DOT	REPLACE BRIDGE #6771 OVER CANNON RIVER PLUS APPROACH ROADWAY - 6.5 MI SW OF JCT I-35	0.0	BR	BRIDGE REPLACEMENT	SF	800,000	0	0	0	800,000	0
1006	TH 60	6607-42	MN/DOT	IN FARIBAULT-OVER STRAIGHT R. & RR-0.3 MI W OF TH 299-- REM APPR SPANS ON WEST END BR# 5370; BACKFILL AND WIDEN RDWAY WITH TURN LANES; REPL PVMT (DIVISION ST TO RAVINE ST) - FARIBAULT	1.5	RC	GRADE AND SURFACE	STP	7,420,000	5,936,000	0	0	1,484,000	0

ATP: 6
Fiscal Year: 2009

STIP for FY 2007-2009

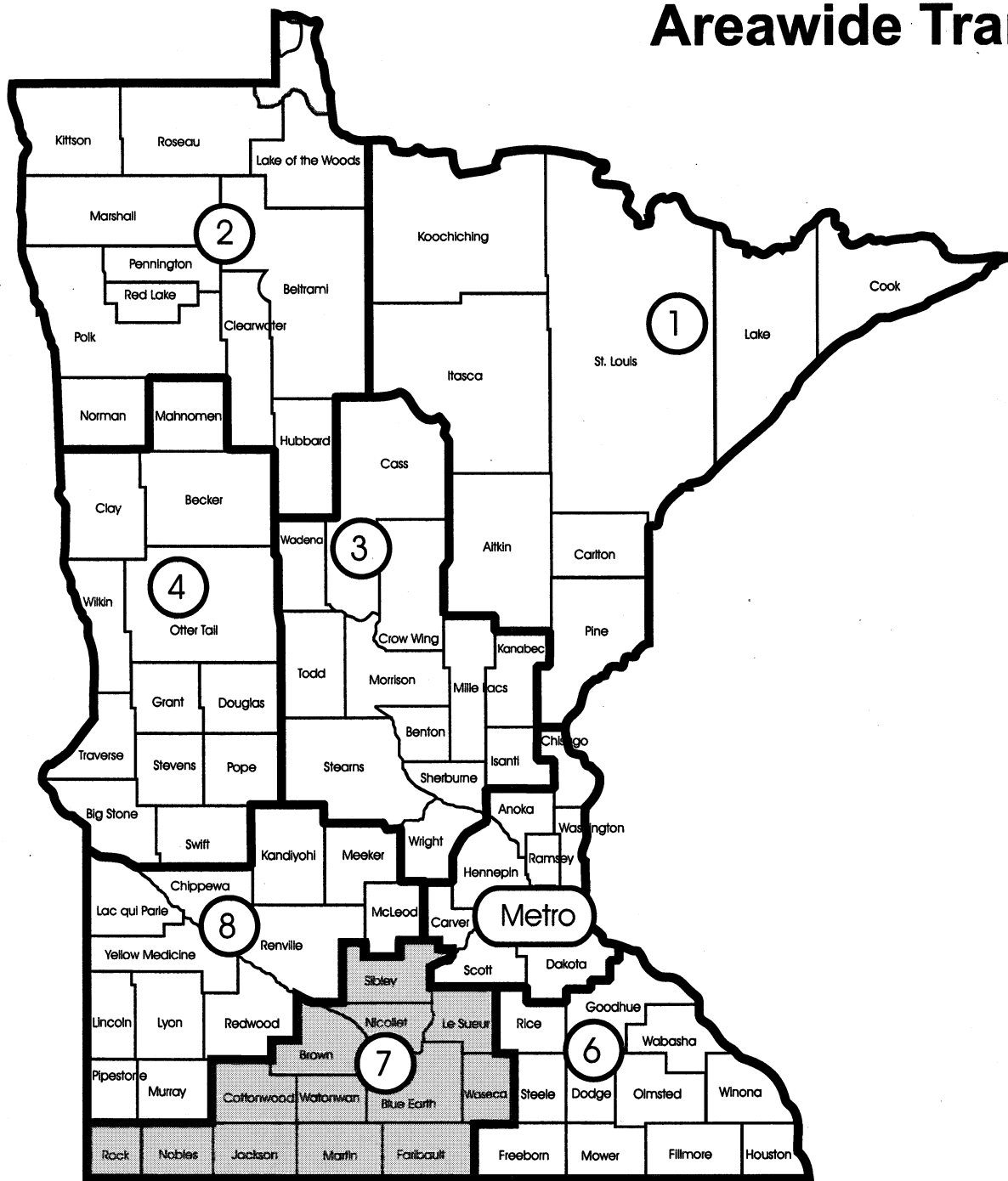
Seq #	Route System	Project Number	Agency	Description	Miles	Program	Type of Work	Proposed Funds	Total	FHWA	AC	FTA	TH	Other
1007	TH 61	2513-85	MN/DOT	**MN125** CONSTRUCT CONTINUOUS SB LEFT TURN LANE THROUGH FRONTENAC (2009 CONVERSION)	0.6	SC	GRADE AND SURFACE	HPP	682,759	546,207	108,800	0	136,552	0
1008	TH 61	2514-114	MN/DOT	WITHERS HARBOR DR TO TH 19 (STAGE 1 AND STAGE 2) INCLUDING CAROL LANE ACCESS MANAGEMENT	8.2	SH	GRADE AND SURFACE	HSIP	1,000,000	900,000	0	0	100,000	0
1009	TH 61	7904-39	MN/DOT	BITUMINOUS MILL AND OVERLAY - FROM 0.3 MI. N. T.H. 248 TO T.H. 42 - NB LANES	19.4	RS	MILL AND OVERLAY SF		3,900,000	0	0	0	3,900,000	0
1010	I 90	2482-70AC	MN/DOT	BITUMINOUS MILL AND OVERLAY - EB FROM 0.1 MI. E. CSAH 46 TO 0.04 MI. E. T.H. 105 (AC PAYBACK)	9.1	RS	MILL AND OVERLAY IM		530,000	530,000	0	0	0	0
1011	I 90	5080-146	MN/DOT	UNB CONC OVERLAY - FROM .4 MI. E. T.H. 16 (DEXTER) TO 0.3 MI. E. T.H. 63 - WB LANES (AC PROJECT - PAYBACK IN 2010)	16.1	RD	UNBONDED CONCRETE OVERLAY	IM	7,800,000	5,320,000	4,600,000	0	2,480,000	0
1012	I 90	8826-44	MN/DOT	REPLACE SIGNS AT VARIOUS LOCATIONS ON I-90 FROM T.H. 63 TO WISCONSIN BORDER	66.4	SC	SIGNING	IM	750,000	675,000	0	0	75,000	0
1013	TH 218	2008-06AC	MN/DOT	I-90 TO BLOOMING PRAIRIE (AC PAYBACK)	13.3	RS	MILL AND OVERLAY STP		2,080,000	2,080,000	0	0	0	0
1014	TH 218	5009-31	MN/DOT	TRAFFIC SIGNAL INSTALLATION AT I-90/T.H. 218 NORTH RAMP- AUSTIN	0.0	SC	TRAFFIC SIGNAL INST.	SF	200,000	0	0	0	200,000	0
1015	TH 999	8826-39	MN/DOT	INSTALL CENTERLINE AND SHOULDER RUMBLE STRIPS ON VARIOUS TRUNK HIGHWAYS	0.0	SH	CENTERLINE RUMBLE STRIPS	HSIP	200,000	180,000	0	0	20,000	0
1016	TH 999	8806-ACC-09	MN/DOT	DISTRICTWIDE SETASIDES - ACCESS MANAGEMENT - F.Y. 2009	0.0	SH	ACQUIRE ACCESS CONTROL	HSIP	500,000	450,000	0	0	50,000	0
1017	TH 999	8806-AM-09	MN/DOT	DISTRICTWIDE SETASIDES - MUNICIPAL AGREEMENTS - F.Y. 2009	0.0	AM	COOP. CONST. AGREEMENT	SF	400,000	0	0	0	400,000	0
1018	TH 999	8806-BI-09	MN/DOT	DISTRICTWIDE SETASIDES - BRIDGE REPAIR - F.Y. 2009	0.0	BI	BRIDGE REPAIR	SF	900,000	0	0	0	900,000	0
1019	TH 999	8806-CA-09	MN/DOT	DISTRICTWIDE SETASIDES - CONSULTANT AGREEMENTS - F.Y. 2009	0.0	CA	MISCELLANEOUS	SF	1,750,000	0	0	0	1,750,000	0
1020	TH 999	8806-CL-09	MN/DOT	DISTRICTWIDE SETASIDES - CULVERTS - F.Y. 2009	0.0	BI	CULVERT	SF	500,000	0	0	0	500,000	0
1021	TH 999	8806-GR-09	MN/DOT	DISTRICTWIDE SETASIDES - TWISTED END GUARDRAIL - F.Y. 2009	0.0	SH	GUARD RAIL	HSIP	235,000	211,500	0	0	23,500	0
1023	TH 999	8806-LT-09	MN/DOT	DISTRICTWIDE SETASIDES - LIGHTING - F.Y. 2009	0.0	SC	LIGHTING	STP	100,000	85,000	0	0	15,000	0
1023	TH 999	8806-LT-09	MN/DOT	DISTRICTWIDE SETASIDES - LIGHTING - F.Y. 2009 (FED HSIP)	0.0	SH	LIGHTING	HSIP	100,000	85,000	0	0	15,000	0

ATP: 6
Fiscal Year: 2009

STIP for FY 2007-2009

Seq #	Route System	Project Number	Agency	Description	Miles	Program	Type of Work	Proposed Funds	Total	FHWA	AC	FTA	TH	Other
1024	TH 999	8806-MA-09	MN/DOT	DISTRICTWIDE SETASIDES - MISCELLANEOUS AGREEMENTS - 2009	0.0	MA	MISCELLANEOUS	SF	100,000	0	0	0	100,000	0
1025	TH 999	8806-PM-09	MN/DOT	DISTRICTWIDE SETASIDES - PREVENTIVE MAINTENANCE - F.Y. 2009	0.0	PM	PREVENTIVE MAINTENANCE	SF	2,900,000	0	0	0	2,900,000	0
1026	TH 999	8806-RW-09	MN/DOT	DISTRICTWIDE SETASIDES - R/W - F.Y. 2009	0.0	RW	RIGHT OF WAY	SF	4,000,000	0	0	0	4,000,000	0
1027	TH 999	8806-RX-09	MN/DOT	DISTRICTWIDE SETASIDES - BARC - F.Y. 2009	0.0	RX	ROAD REPAIR	SF	1,500,000	0	0	0	1,500,000	0
1028	TH 999	8806-SA-09	MN/DOT	DISTRICTWIDE SETASIDES - SUPPLEMENTAL AGREEMENTS AND COST OVERRUNS - F.Y. 2009	0.0	SA	SUPP. AGREE. & COST OVERRUNS	SF	2,500,000	0	0	0	2,500,000	0
1029	TH 999	8806-SG-09	MN/DOT	DISTRICTWIDE SETASIDES - SIGNAL REPLACEMENT - F.Y. 2009	0.0	SC	TRAFFIC SIGNAL INST.	SF	800,000	0	0	0	800,000	0
1030	TH 999	8806-SN-09	MN/DOT	DISTRICTWIDE SETASIDES - SIGNING - F.Y. 2009	0.0	SC	SIGNING	SF	200,000	0	0	0	200,000	0
1031	TH 999	8806-ST-09	MN/DOT	DISTRICTWIDE SETASIDES - STRIPING - F.Y. 2009	0.0	SC	RIPING	SF	800,000	0	0	0	800,000	0
Summary for Year = 2009 (74 projects)									\$95,356,389	\$51,286,944	\$4,980,800	\$587,644	\$31,180,432	\$12,301,369

Areawide Transportation Partnership (ATP) Boundaries



DISTRICT 7

Transportation District Engineer

Jim Swanson

(507) 389-6869

501 S. Victory Drive

Mankato, Minnesota 56001-5302

General Information: (507) 389-6351

1-800-657-3747

FAX: (507) 389-6281

ATP: 7
Fiscal Year: 2007

STIP for FY 2007-2009

Seq #	Route System	Project Number	Agency	Description	Miles	Program	Type of Work	Proposed Funds	Total	FHWA	AC	FTA	TH	Other
1032	BB	TRF-0014-07	MN/DOT	SECT 5311: COTTONWOOD CO TRANSIT OPERATING ASSISTANCE	0.0	OB	OPERATE BUS	FTA	107,738	0	0	21,480	0	86,258
1033	BB	TRF-0025-07	MN/DOT	SECT 5311: CITY OF LESUEUR TRANSIT OPERATING ASSISTANCE	0.0	OB	OPERATE BUS	FTA	171,598	0	0	41,280	0	130,318
1034	BB	TRF-0028-07	MN/DOT	SECT 5311: CITY OF MANKATO TRANSIT OPERATING ASSISTANCE	0.0	OB	OPERATE BUS	FTA	1,128,056	0	0	197,910	0	930,146
1035	BB	TRF-0046-07	MN/DOT	SECT 5311: MARTIN CO TRANSIT OPERATING ASSISTANCE	0.0	OB	OPERATE BUS	FTA	381,718	0	0	74,430	0	307,288
1036	BB	TRF-0083-07	MN/DOT	SECT 5311: WATONWAN CO TRANSIT OPERATING ASSISTANCE	0.0	OB	OPERATE BUS	FTA	172,525	0	0	29,250	0	143,275
1037	BB	TRF-0280-07	MN/DOT	SECT 5311: BROWN CO TRANSIT OPERATING ASSISTANCE	0.0	OB	OPERATE BUS	FTA	494,709	0	0	116,490	0	378,219
1038	BB	TRF-2494-07	MN/DOT	SECT 5311: SMOG/NOBLES TRANSIT OPERATING ASSISTANCE	0.0	OB	OPERATE BUS	FTA	266,152	0	0	60,625	0	205,527
1039	BB	TRF-2496-07	MN/DOT	SECT 5311: CITY OF ST PETER TRANSIT OPERATING ASSISTANCE	0.0	OB	OPERATE BUS	FTA	213,313	0	0	47,550	0	165,763
1040	BB	TRF-3274-07	MN/DOT	SECT 5311: FARIBAULT CO TRANSIT OPERATING ASSISTANCE	0.0	OB	OPERATE BUS	FTA	145,951	0	0	36,354	0	109,597
1041	BB	TRF-3331-07	MN/DOT	SECT 5311: ROCK CO TRANSIT OPERATING ASSISTANCE	0.0	OB	OPERATE BUS	FTA	263,268	0	0	62,682	0	200,586
1042	BB	TRS-0014-07	MN/DOT	COTTONWOOD CO, PURCHASE 1 BUS (CLASS 400)	0.0	TR	PURCHASE BUS	STP	56,000	44,800	0	0	0	11,200
1043	BB	TRS-0046-07	MN/DOT	MARTIN CO BUS PURCHASE 1 BUS (CLASS 400)	0.0	TR	PURCHASE BUS	STP	56,000	44,800	0	0	0	11,200
1044	BB	TRS-0280-07	MN/DOT	BROWN CO BUS PURCHASE 1 BUS (CLASS 400)	0.0	TR	PURCHASE BUS	STP	56,000	44,800	0	0	0	11,200
1045	BB	TRS-7071-07T	MN/DOT	MANKATO, PURCHASE 1 LARGE BUSS (CLASS 700)	0.0	TR	PURCHASE BUS	STP	262,500	210,000	0	0	0	52,500
1046	CSAH 50	07-650-01 & 07-001140	BLUE EARTH	BLUE EARTH CSAH 50, BR 07528 OVER RR, REPLACE EXISTING RR X-ING WITH BR 07528 (FED \$ ARE RAIL SAFETY)	0.0	SR	RR X-ING IMPROVEMENTS	BR RRS	1,680,000	300,000	0	0	0	1,380,000
1047	CSAH 82	07-682-06	BLUE EARTH	**MN 100** RIGHT OF WAY ACQUISITION FOR CSAH 82 (2005 APPROP 100%)	0.0	MC	RIGHT OF WAY	FFM	491,964	491,964	0	0	0	0
1047	CSAH 82	07-682-06	BLUE EARTH	**MN 240** RIGHT OF WAY ACQUISITION FOR CSAH 82 (2006 APPROP 100%)	0.0	MC	RIGHT OF WAY	HPP	247,500	247,500	0	0	0	0
1047	CSAH 82	07-682-06	BLUE EARTH	**MN 210** RIGHT OF WAY ACQUISITION FOR CSAH 82 (AC PROJECT, PAYBACK IN 2008-09)	0.0	MC	RIGHT OF WAY	HPP	3,450,268	1,026,899	1,020,000	0	0	2,423,369

ATP: 7
Fiscal Year: 2007

STIP for FY 2007-2009

Seq #	Route System	Project Number	Agency	Description	Miles	Program	Type of Work	Proposed Funds	Total	FHWA	AC	FTA	TH	Other
1047	CSAH 82	07-682-06	BLUE EARTH	**MN225** RIGHT OF WAY ACQUISITION FOR CSAH 82 (AC PROJECT, PAYBACK IN 2008-09)	0.0	MC	RIGHT OF WAY	HPP	3,450,268	1,026,899	1,020,000	0	0	2,423,369
1048	PED/BIKE	08-090-01	BROWN COUNTY	BROWN CO BIKE/PED TRAIL AROUND SLEEPY EYE LAKE IN SLEEPY EYE	2.6	EN	PEDESTRIAN BIKE TRAIL	TEA	361,200	288,920	0	0	0	72,280
1049	PED/BIKE	17-090-01	COTTONWOOD COUNTY	BIKE/PED TRAIL AROUND MT LAKE IN COTTONWOOD CO (SURFACING)	4.4	EN	PEDESTRIAN BIKE TRAIL	TEA	240,230	192,184	0	0	0	48,046
1050	PED/BIKE	32-090-03	JACKSON COUNTY	NELSON CREEK TRAIL IN JACKSON CO	1.6	EN	PEDESTRIAN BIKE TRAIL	TEA	261,000	209,000	0	0	0	52,000
1051	CSAH 35	53-635-21	NOBLES COUNTY	ADRIAN TO NOBLES CSAH 13, RECONSTRUCTION (FEDERAL \$ CAPPED)	6.7	RC	GRADE AND SURFACE	STP	2,784,000	1,000,000	0	0	0	1,784,000
1052	EN	52-090-02	NICOLLET COUNTY	MINNEMISHOINONA FALLS IN NICOLLET CO, PURCHASE VIEWING AREA	0.0	EN	PEDESTRIAN BIKE TRAIL	TEA	334,000	264,000	0	0	0	70,000
1053	TWN 73	67-599-134	ROCK COUNTY	REPLACE BR 2890 AND ASSOCIATED GRADING OVER ROCK RIVER, ON TWP RD 73	0.0	BR	BRIDGE REPLACEMENT	BROS	375,000	300,000	0	0	0	75,000
1054	EN	81-090-03	WASECA COUNTY	CLEAR LAKE PATH, GRADING, SURFACE, LIGHTING (STAGE 1)	2.7	EN	PEDESTRIAN BIKE TRAIL	TEA	809,000	400,000	0	0	0	409,000
1055	EN	81-090-04	WASECA COUNTY	CLEAR LAKE PATH, GRADING, SURFACE, LIGHTING (STAGE 2)	1.6	EN	PEDESTRIAN BIKE TRAIL	TEA	450,000	360,000	0	0	0	90,000
1056	CSAH 1	83-601-10	WATONWAN COUNTY	REMOVE AND REPLACE BR 5861 OVER WATONWAN RIVER, ON CSAH 1	0.0	BR	BRIDGE REPLACEMENT	BROS	260,000	208,000	0	0	0	52,000
1057	MSAS 122	148-122-02	NEW ULM	CSAH 27 TO TH 14 IN NEW ULM, NEW ROADWAY - NORTH HIGHLAND AVE (FED \$ CAPPED)	1.4	RC	GRADE AND SURFACE	STP	2,870,000	460,000	0	0	0	2,410,000
1058	PED/BIKE	165-090-02	ST PETER	ST PETER, NEW PED/BIKE TRAIL	0.0	EN	PEDESTRIAN BIKE BRIDGE	TEA	237,900	190,300	0	0	0	47,600
1059	TH 4	4601-28	MN/DOT	2 MILES WEST OF SHERBURN, INSTALL GATES	0.0	SR	RR X-ING IMPROVEMENTS	RRS	175,000	157,500	0	0	17,500	0
1060	TH 14	0803-34AC	MN/DOT	JCT TH 71 TO E CITY LIM OF SPRINGFIELD, MILL & OVERLAY (ELLA)	8.9	RS	MILL AND OVERLAY	SF	1,648,000	1,648,000	0	0	0	0
1061	TH 14	8103-47AC3	MN/DOT	W LIM OF JANESVILLE TO WASECA CSAH 2 (BAP PAYBACK) NEW ALIGNMENT	9.7	MC		NHS	3,713,000	3,713,000	0	0	0	0
1062	TH 14	8103-49RW1 & 7401-34RW1	MN/DOT	**MN 089** RIGHT OF WAY ACQUISITION AND UTILITY RELOCATION FOR FOUR-LANE EXPANSION FROM CSAH 2 TO I-35 AT OWATONNA (2005 APPROP 100%)	17.0	MC	RIGHT OF WAY	FFM	491,964	491,964	0	0	0	0

ATP: 7
Fiscal Year: 2007

STIP for FY 2007-2009

Seq #	Route System	Project Number	Agency	Description	Miles	Program	Type of Work	Proposed Funds	Total	FHWA	AC	FTA	TH	Other
1062	TH 14	8103-49RW1 & 7401-34RW1	MN/DOT	**MN 114** RIGHT OF WAY ACQUISITION AND UTILITY RELOCATION FOR FOUR-LANE EXPANSION FROM CSAH 2 TO I-35 AT OWATONNA (2007 CONVERSION)	17.0	MC	RIGHT OF WAY	HPP	2,127,735	1,702,188	583,584	0	425,547	0
1062	TH 14	8103-49RW1 & 7401-34RW1	MN/DOT	**MN 212** RIGHT OF WAY ACQUISITION AND UTILITY RELOCATION FOR FOUR-LANE EXPANSION FROM CSAH 2 TO I-35 AT OWATONNA (2007 CONVERSION)	17.0	MC	RIGHT OF WAY	HPP	2,567,249	2,053,799	680,000	0	513,450	0
1062	TH 14	8103-49RW1 & 7401-34RW1	MN/DOT	**MN 227** RIGHT OF WAY ACQUISITION AND UTILITY RELOCATION FOR FOUR-LANE EXPANSION FROM CSAH 2 TO I-35 AT OWATONNA (2007 CONVERSION)	17.0	MC	RIGHT OF WAY	HPP	2,567,249	2,053,799	680,000	0	513,450	0
1063	TH 19	4003-18M	MN/DOT	EAST SIDE OF NEW PRAGUE, SAFETY IMPROVEMENT AT CSAH 37 (THIS INCLUDES \$835,000 FUNDING FROM METRO)	0.7	SC	CHANNELIZATION	SF	835,000	0	0	0	0	835,000
1064	TH 19	4003-21	MN/DOT	EAST SIDE OF NEW PRAGUE, SAFETY IMPROVEMENT FROM CSAH 37 TO ALTON AVE.	0.7	SC	CHANNELIZATION	SF	1,400,000	0	0	0	800,000	600,000
1064	TH 19	4003-21S	MN/DOT	EAST SIDE OF NEW PRAGUE, SAFETY IMPROVEMENT FROM CSAH 37 TO ALTON AVE.	0.7	SH	CHANNELIZATION	HSIP	1,100,000	1,000,000	0	0	100,000	0
1065	TH 68	0710-29	MN/DOT	TH 15 TO TH 169, MILL & OVERLAY	21.5	RS	CRACK AND OVERLAY	STP	4,300,000	3,440,000	0	0	860,000	0
1066	I 90	2280-122AC	MN/DOT	BLUE EARTH TO JCT TH 22 BRUSH CREEK, OVERLAY ALL 4 LANES (ELLA)	20.9	RS	BITUMINOUS OVERLAY	IM	10,465,000	10,465,000	0	0	0	0
1067	I 90	5380-118	MN/DOT	RUSHMORE TO ADRIAN, WBL, BIT OVERLAY (Stage 1)	8.7	RS	BITUMINOUS OVERLAY	IM	800,000	720,000	0	0	80,000	0
1068	TH 99	4009-14	MN/DOT	JCT TH 112 TO JCT TH 13, OVERLAY	6.1	RS	GRADE AND SURFACE	SF	1,500,000	0	0	0	1,500,000	0
1069	TH 169	4013-50 & 7211-32	MN/DOT	TOP OF LE SUEUR HILL TO TH 19, CONCRETE REHAB, MILL & OVERLAY (ELLA) COMBINED WITH 7211-32 REPLACE BR9295 OVER MN RIVER (AC PROJECT, PAYBACK IN 2008)	7.5	BR	GRADE, SURFACE & BRIDGE	NHS	9,530,589	5,913,663	8,400,000	0	3,616,926	0
1070	TH 169	5211-48S	MN/DOT	ACCEL LANE AT WACO NEAR HAPPY CHEF	1.0	SH	TURN LANES	HSIP	1,160,000	1,044,000	0	0	116,000	0
1071	TH 999	8807-BI-07	MN/DOT	DISTRICTWIDE SETASIDES - BRIDGE REPAIR - 2006	0.0	BI	BRIDGE REPAIR	SF	300,000	0	0	0	300,000	0
1072	TH 999	8807-CA-07	MN/DOT	DISTRICTWIDE SETASIDES - CONSULTANT AGREEMENTS - 2007	0.0	CA	MISCELLANEOUS	SF	1,300,000	0	0	0	1,300,000	0
1073	TH 999	8807-MA-07	MN/DOT	DISTRICTWIDE SETASIDES - MISC AGREEMENTS - 2007	0.0	MA	COOP. CONST. AGREEMENT	SF	500,000	0	0	0	500,000	0
1074	TH 999	8807-RW-07	MN/DOT	DISTRICTWIDE SETASIDES - RIGHT OF WAY -2007	0.0	RW	RIGHT OF WAY	SF	2,500,000	0	0	0	2,500,000	0

ATP: 7
Fiscal Year: 2007

STIP for FY 2007-2009

Seq #	Route System	Project Number	Agency	Description	Miles	Program	Type of Work	Proposed Funds	Total	FHWA	AC	FTA	TH	Other
1075	TH 999	8807-RX-07	MN/DOT	DISTRICTWIDE SETASIDES - ROAD REPAIR & ROUT AND SEAL - 2007	0.0	RX	ROAD REPAIR	SF	500,000	0	0	0	500,000	0
1076	TH 999	8807-SA-07	MN/DOT	DISTRICTWIDE SETASIDES - CONSTRUCTION SA, CO AND INCENTIVES - 2007	0.0	SA	SUPP. AGREE. & COST OVERRUNS	SF	3,500,000	0	0	0	3,500,000	0
1077	TH 999	8807-ST-07	MN/DOT	DISTRICTWIDE SETASIDES - STRIPING/SIGNING - 2007	0.0	RX	SIGNING	SF	1,000,000	0	0	0	1,000,000	0
Summary for Year = 2007 (53 projects)									\$76,058,644	\$41,712,979	\$12,363,584	\$688,051	\$18,142,873	\$15,514,741

Seq #	Route System	Project Number	Agency	Description	Miles	Program	Type of Work	Proposed Funds	Total	FHWA	AC	FTA	TH	Other
1078	BB	TRF-0014-08	MN/DOT	SECT 5311: COTTONWOOD CO TRANSIT OPERATING ASSISTANCE	0.0	OB	OPERATE BUS	FTA	110,970	0	0	21,480	0	89,490
1079	BB	TRF-0025-08	MN/DOT	SECT 5311: CITY OF LESUEUR TRANSIT OPERATING ASSISTANCE	0.0	OB	OPERATE BUS	FTA	176,746	0	0	41,280	0	135,466
1080	BB	TRF-0028-08	MN/DOT	SECT 5311: CITY OF MANKATO TRANSIT OPERATING ASSISTANCE	0.0	OB	OPERATE BUS	FTA	1,161,898	0	0	197,910	0	963,988
1081	BB	TRF-0046-08	MN/DOT	SECT 5311: MARTIN CO TRANSIT OPERATING ASSISTANCE	0.0	OB	OPERATE BUS	FTA	393,170	0	0	74,430	0	318,740
1082	BB	TRF-0083-08	MN/DOT	SECT 5311: WATONWAN CO TRANSIT OPERATING ASSISTANCE	0.0	OB	OPERATE BUS	FTA	177,701	0	0	29,250	0	148,451
1083	BB	TRF-0280-08	MN/DOT	SECT 5311: BROWN CO TRANSIT OPERATING ASSISTANCE	0.0	OB	OPERATE BUS	FTA	509,550	0	0	116,490	0	393,060
1084	BB	TRF-2494-08	MN/DOT	SECT 5311: SMOC/NOBLES TRANSIT OPERATING ASSISTANCE	0.0	OB	OPERATE BUS	FTA	274,137	0	0	60,625	0	213,512
1085	BB	TRF-2496-08	MN/DOT	SECT 5311: CITY OF ST PETER TRANSIT OPERATING ASSISTANCE	0.0	OB	OPERATE BUS	FTA	219,712	0	0	47,550	0	172,162
1086	BB	TRF-3274-08	MN/DOT	SECT 5311: FARIBAULT CO TRANSIT OPERATING ASSISTANCE	0.0	OB	OPERATE BUS	FTA	150,330	0	0	36,354	0	113,976
1087	BB	TRF-3331-08	MN/DOT	SECT 5311: ROCK CO TRANSIT OPERATING ASSISTANCE	0.0	OB	OPERATE BUS	FTA	271,166	0	0	62,682	0	208,484
1088	BB	TRS-0028-08T	MN/DOT	MANKATO, PURCHASE 1 LARGE BUSS (CLASS 700)	0.0	TR	PURCHASE BUS	STP	262,500	210,000	0	0	0	52,500
1089	BB	TRS-8807-08	MN/DOT	TRANSIT SETASIDE - 2008	0.0	TR	PURCHASE BUS	STP	287,500	230,000	0	0	0	57,500
1090	MSAS 255	07-00116	MN/DOT	PINE ST IN MANKATO, CROSSING CLOSURE [CAPPED]	0.0	SR	RR X-ING IMPROVEMENTS	RRS	160,000	160,000	0	0	0	0
1091	CSAH 3	07-00117	MN/DOT	INSTALL GATES AND CANTILEVERS AT CSAH 3	0.0	SR	RR X-ING IMPROVEMENTS	RRS	225,000	202,500	0	0	0	22,500
1092	CSAH 86	07-00118	MN/DOT	INSTALL GATES AT CSAH 86	0.0	SR	RR X-ING IMPROVEMENTS	RRS	200,000	180,000	0	0	0	20,000
1093	CSAH 10	22-00113	MN/DOT	HUNTLEY, INSTALL GATES AT CSAH 10	0.0	SR	RR X-ING IMPROVEMENTS	RRS	185,000	166,500	0	0	0	18,500
1094	MUN 101	46-00112	MN/DOT	FAIRMONT, INSTALL GATES AT MSAS 101	0.0	SR	RR X-ING IMPROVEMENTS	RRS	200,000	180,000	0	0	0	20,000

ATP: 7
Fiscal Year: 2008

STIP for FY 2007-2009

Seq #	Route System	Project Number	Agency	Description	Miles	Program	Type of Work	Proposed Funds	Total	FHWA	AC	FTA	TH	Other
1095	CSAH 39	46-00113	MN/DOT	FAIRMONT INSTALL GATES CSAH 39, 190TH AVE	0.0	SR	RR X-ING IMPROVEMENTS	RRS	200,000	180,000	0	0	0	20,000
1096	CSAH 2	53-00107	MN/DOT	BIGELOW, INSTALL GATES AT CSAH 2	0.0	SR	RR X-ING IMPROVEMENTS	RRS	200,000	180,000	0	0	0	20,000
1097	PED/BIKE	07-090-02	BLUE EARTH	MINNEOPA STATE PARK TRAIL	2.4	EN	PEDESTRIAN BIKE TRAIL	TEA	514,000	364,000	0	0	0	150,000
1098	PED/BIKE	07-090-03	BLUE EARTH COUNTY	PHASE ONE LAKE CRYSTAL BIKE/PED TRAIL	2.5	EN	PEDESTRIAN BIKE TRAIL	TEA	339,350	271,480	0	0	0	67,870
1099	CR 147	07-598-24	BLUE EARTH	BLUE EARTH CO REPLACE BR#1461	0.0	BR	BRIDGE REPLACEMENT	BROS	989,000	789,000	0	0	0	200,000
1100	CSAH 82	07-682-04	BLUE EARTH COUNTY	IN MANKATO, VICTORY DRIVE - ADAMS STREET TO FAIR STREET - NEW CONSTRUCTION	0.5	RC	GRADE AND SURFACE	STP	14,045,000	100,000	1,035,000	0	0	13,945,000
1101	CSAH 82	07-682-06AC1	BLUE EARTH	**MN 210** RIGHT OF WAY ACQUISITION FOR CSAH 82 (AC PAYBACK)	0.0	MC	RIGHT OF WAY	HPP	340,000	340,000	0	0	0	0
1101	CSAH 82	07-682-06AC1	BLUE EARTH	**MN 21 & MN225** RIGHT OF WAY ACQUISITION FOR CSAH 82 (AC PAYBACK)	0.0	MC	RIGHT OF WAY	HPP	340,000	340,000	0	0	0	0
1102	TWN	17-599-86	COTTONWOOD COUNTY	BR L6612, 2773 & L6613, REPLACE W/ONE STRUCTURE OVER W FORK DES MOINES RIVER, ON 360TH AVE	0.0	BR	BRIDGE REPLACEMENT	BROS	530,000	424,000	0	0	0	106,000
1103	CSAH 13	17-613-38	COTTONWOOD COUNTY	IN WINDOM, FROM LAKEVIEW AVE TO CSAH 1, GRADING BASE AND SURFACING	9.4	RC	GRADE AND SURFACE	STP	3,248,000	1,000,000	0	0	0	2,248,000
1104	CSAH 21	22-621-19	FARIBAULT COUNTY	TH 109 TO S LIM OF MN LAKE, BIT PAVING WITH AGGR SHLDRS (FED \$ CAPPED)	5.4	RS	BITUMINOUS PAVEMENT	STP	1,620,000	1,000,000	0	0	0	620,000
1105	PED/BIKE	32-090-04	JACKSON COUNTY	LOON LAKE TRAIL IN JACKSON CO, PHASE 2	6.5	EN	PEDESTRIAN BIKE TRAIL	TEA	147,000	117,000	0	0	0	30,000
1106	PED/BIKE	32-090-05	JACKSON COUNTY	DES MOINES RIVER TRAIL TO FORT BELMONT - BIKE TRAIL	1.5	EN	PEDESTRIAN BIKE TRAIL	TEA	176,600	141,280	0	0	0	35,320
1107	PED/BIKE	32-609-50	JACKSON COUNTY	HERON LAKE/OKABENA TRAIL, GRADING, SURFACING, BR#32550, 5937 & 5938	4.0	EN	PEDESTRIAN BIKE TRAIL	TEA	596,000	365,000	0	0	0	231,000
1108	CSAH 23	32-623-20	JACKSON COUNTY	ASHLEY ST TO CSAH 21 IN JACKSON, RECONSTRUCTION	0.7	RC	GRADE AND SURFACE	STP	669,000	534,000	0	0	0	135,000
1109	CSAH 34	32-634-14	JACKSON COUNTY	TH 86 TO TH 71, BIT PAVING WITH AGGR SHLRS (FED \$ CAPPED)	9.0	RS	GRADE AND BRIDGE	STP	2,448,000	1,000,000	0	0	0	1,448,000

Seq #	Route System	Project Number	Agency	Description	Miles	Program	Type of Work	Proposed Funds	Total	FHWA	AC	FTA	TH	Other
1110	CSAH 5	52-605-57	NICOLLET COUNTY	CSAH 12 TO CSAH 40, RECONSTRUCT	8.3	RC	GRADE AND SURFACE	STP	5,100,000	100,000	0	0	0	5,000,000
1111	CSAH 4	67-604-22	ROCK COUNTY	1 MI EAST OF CSAH 18, REPLACE BRIDGE 5050	0.0	BR	BRIDGE REPLACEMENT	STP	2,400,000	1,000,000	0	0	0	1,400,000
1112	CSAH 3	81-603-28	WASECA COUNTY	FARIBAULT CO LINE TO TH 30 - RECONSTRUCT	3.0	RC	GRADE AND SURFACE	STP	1,250,000	1,000,000	0	0	0	250,000
1113	TWN 116	83-598-18	WATONWAN COUNTY	REPLACE BRIDGE 5352, OVER WATONWAN RIVER, ON TWP RD 116	0.0	BR	BRIDGE REPLACEMENT	BROS	313,200	250,560	0	0	0	62,640
1114	PED/BIKE	148-090-02	NEW ULM	NEW ULM TRAIL PHASE 2	2.7	EN	PEDESTRIAN BIKE TRAIL	TEA	1,484,000	450,000	0	0	0	1,034,000
1115	PED/BIKE	148-090-03	NEW ULM	NEW ULM TRAIL PHASE 3	1.2	EN	PEDESTRIAN BIKE TRAIL	TEA	658,000	181,000	0	0	0	477,000
1116	PED/BIKE	165-090-03	ST PETER	BIT TRAIL ALONG TH 99 AND WALKWAY UNDER BRIDGE TO WASHINGTON AVE IN ST PETER	0.5	EN	PEDESTRIAN BIKE TRAIL	TEA	181,700	121,840	0	0	0	59,860
1117	TH 13	4002-45	MN/DOT	N. LIMITS OF MONTGOMERY TO TH 19, REHAB	6.8	RS	CONCRETE PAVEMENT REHAB	SF	150,000	0	0	0	150,000	0
1118	TH 13	4002-47	MN/DOT	IN MONTGOMERY S JCT TH 21 TO N. LIMITS, REHAB	1.2	RS	CONCRETE PAVEMENT REHAB	SF	350,000	0	0	0	350,000	0
1119	TH 14	8103-49RW2 & 7401-34RW2	MN/DOT	**MN 114** RIGHT OF WAY ACQUISITION AND UTILITY RELOCATION FOR FOUR-LANE EXPANSION FROM CSAH 2 TO I-35 AT OWATONNA (AC PROJECT, PAYBACK IN 2008-09)	17.0	MC	RIGHT OF WAY	HPP	845,376	563,584	1,127,168	0	281,792	0
1119	TH 14	8103-49RW2 & 7401-34RW2	MN/DOT	**MN 212** RIGHT OF WAY ACQUISITION AND UTILITY RELOCATION FOR FOUR-LANE EXPANSION FROM CSAH 2 TO I-35 AT OWATONNA (AC PROJECT, PAYBACK IN 2008-09)	17.0	MC	RIGHT OF WAY	HPP	1,020,000	680,000	1,360,000	0	340,000	0
1119	TH 14	8103-49RW2 & 7401-34RW2	MN/DOT	**MN227** RIGHT OF WAY ACQUISITION AND UTILITY RELOCATION FOR FOUR-LANE EXPANSION FROM CSAH 2 TO I-35 AT OWATONNA (AC PROJECT, PAYBACK IN 2008-09)	17.0	MC	RIGHT OF WAY	HPP	1,020,000	680,000	1,360,000	0	340,000	0
1120	TH 60	0709-18	MN/DOT	JCT TH 14 TO JCT TH 13, MILL AND OVERLAY	17.2	RS	MILL AND OVERLAY	SF	1,400,000	0	0	0	1,400,000	0
1121	TH 60	5305-55	MN/DOT	BIGELOW BYPASS, NEW ALIGNMENT (ELLA)	5.0	MC	GRADE AND SURFACE	NHS	13,100,000	6,080,000	0	0	1,520,000	5,500,000
1122	TH 60	8308-42	MN/DOT	BUTTERFIELD TO ST JAMES, OVERLAY	5.4	RS	CRACK AND OVERLAY	SF	1,600,000	0	0	0	1,600,000	0
1123	TH 71	1707-19	MN/DOT	JCT TH 30 TO SANBORN, CONCRETE REHAB (ELLA)	12.0	RD	GRADE AND SURFACE	SF	2,665,000	0	0	0	2,665,000	0

ATP: 7
Fiscal Year: 2008

STIP for FY 2007-2009

Seq #	Route System	Project Number	Agency	Description	Miles	Program	Type of Work	Proposed Funds	Total	FHWA	AC	FTA	TH	Other
1124	TH 90	5380-116	MN/DOT	RUSHMORE TO ADRIAN, WBL, BIT OVERLAY	8.7	RS	BITUMINOUS OVERLAY	IM	1,600,000	1,440,000	0	0	160,000	0
1125	TH 169	0712-39	MN/DOT	BLUE EARTH TO TH 60, REHAB	36.0	RS	CONCRETE PAVEMENT REHAB	SF	900,000	0	0	0	900,000	0
1126	TH 169	7211-32AC1	MN/DOT	BR 9295 REPLACE OVER MN RIVER AT LE SUEUR (YEAR 2 OF 3)(AC PAYBACK)	1.5	BR	BRIDGE REPLACEMENT	NHS	5,000,000	5,000,000	0	0	0	0
1127	TH 999	8807-B1-08	MN/DOT	DISTRICTWIDE SETASIDES - BRIDGE REPAIR	0.0	BI	BRIDGE REPAIR	SF	300,000	0	0	0	300,000	0
1128	TH 999	8807-CA-08	MN/DOT	DISTRICTWIDE SETASIDES - CONSULTANT AGREEMENTS - 2008	0.0	CA	MISCELLANEOUS	SF	1,300,000	0	0	0	1,300,000	0
1129	TH 999	8807-MA-07	MN/DOT	DISTRICTWIDE SETASIDES - MISCELLANEOUS AGREEMENTS - 2008	0.0	MA	COOP. CONST. AGREEMENT	SF	800,000	0	0	0	800,000	0
1130	TH 999	8807-RW-08	MN/DOT	DISTRICTWIDE SETASIDES - RIGHT OF WAY - 2008	0.0	RW	RIGHT OF WAY	SF	2,900,000	0	0	0	2,900,000	0
1131	TH 999	8807-RX-08	MN/DOT	DISTRICTWIDE SETASIDES - ROAD REPAIR/ROUTE AND SEAL (BARC) - 2008	0.0	RX	ROAD REPAIR	SF	1,900,000	0	0	0	1,900,000	0
1132	TH 999	8807-SA-08	MN/DOT	DISTRICTWIDE SETASIDES - CONSTRUCTION SA, CO AND INCENTIVES - 2008	0.0	SA	SUPP. AGREE. & COST OVERRUNS	SF	3,000,000	0	0	0	3,000,000	0
1133	TH 999	8807-ST-08	MN/DOT	DISTRICTWIDE SETASIDES - STRIPING AND SIGNING (BARC) - 2008	0.0	RX	SIGNING	SF	1,000,000	0	0	0	1,000,000	0
1134	CITY 999	8807-STP-08	MN/DOT	CITY SETASIDE - FY 2008	0.0	NA	MISCELLANEOUS	STP	460,000	460,000	0	0	0	0
Summary for Year = 2008 (60 projects)									84,064,606	26,481,744	4,882,168	688,051	20,906,792	35,988,019

Seq #	Route System	Project Number	Agency	Description	Miles	Program	Type of Work	Proposed Funds	Total	FHWA	AC	FTA	TH	Other
1135	BB	TRF-0014-09	MN/DOT	SECT 5311: COTTONWOOD CO TRANSIT OPERATING ASSISTANCE	0.0	OB	OPERATE BUS	FTA	114,299	0	0	21,480	0	92,819
1136	BB	TRF-0025-09	MN/DOT	SECT 5311: CITY OF LESUEUR TRANSIT OPERATING ASSISTANCE	0.0	OB	OPERATE BUS	FTA	182,048	0	0	41,280	0	140,768
1137	BB	TRF-0028-09	MN/DOT	SECT 5311: CITY OF MANKATO TRANSIT OPERATING ASSISTANCE	0.0	OB	OPERATE BUS	FTA	1,196,755	0	0	197,910	0	998,845
1138	BB	TRF-0046-09	MN/DOT	SECT 5311: MARTIN CO TRANSIT OPERATING ASSISTANCE	0.0	OB	OPERATE BUS	FTA	404,965	0	0	74,430	0	330,535
1139	BB	TRF-0083-09	MN/DOT	SECT 5311: WATONWAN CO TRANSIT OPERATING ASSISTANCE	0.0	OB	OPERATE BUS	FTA	183,032	0	0	29,250	0	153,782
1140	BB	TRF-0280-09	MN/DOT	SECT 5311: BROWN CO TRANSIT OPERATING ASSISTANCE	0.0	OB	OPERATE BUS	FTA	524,837	0	0	116,490	0	408,347
1141	BB	TRF-2494-09	MN/DOT	SECT 5311: SMOG/NOBLES TRANSIT OPERATING ASSISTANCE	0.0	OB	OPERATE BUS	FTA	282,361	0	0	60,625	0	221,736
1142	BB	TRF-2496-09	MN/DOT	SECT 5311: CITY OF ST PETER TRANSIT OPERATING ASSISTANCE	0.0	OB	OPERATE BUS	FTA	226,304	0	0	47,550	0	178,754
1143	BB	TRF-3274-09	MN/DOT	SECT 5311: FARIBAULT CO TRANSIT OPERATING ASSISTANCE	0.0	OB	OPERATE BUS	FTA	154,839	0	0	36,354	0	118,485
1144	BB	TRF-3331-09	MN/DOT	SECT 5311: ROCK CO TRANSIT OPERATING ASSISTANCE	0.0	OB	OPERATE BUS	FTA	279,301	0	0	62,682	0	216,619
1145	BB	TRS-8807-09	MN/DOT	TRANSIT SETASIDE - FY 2009	0.0	TR	PURCHASE BUS	STP	230,000	230,000	0	0	0	0
1146	RR	08-00118	MNDOT	GATES AT 9TH AVE/CSAH 27, SLEEPY EYE, DM&E	0.0	RS	RR X-ING IMPROVEMENTS	RRS	200,000	180,000	0	0	0	20,000
1147	CSAH 82	07-682-06AC2	BLUE EARTH	**MN 210** RIGHT OF WAY ACQUISITION FOR CSAH 82 (AC PAYBACK)	0.0	MC	RIGHT OF WAY	HPP	340,000	340,000	0	0	0	0
1147	CSAH 82	07-682-06AC2	BLUE EARTH	**MN 21 & MN225** RIGHT OF WAY ACQUISITION FOR CSAH 82 (AC PAYBACK)	0.0	MC	RIGHT OF WAY	HPP	340,000	340,000	0	0	0	0
1148	TWN	08-599-45	BROWN COUNTY	320TH AVE REPLACE BR #L2422	0.0	BR	BRIDGE REPLACEMENT	BROS	300,000	240,000	0	0	0	60,000
1149	CSAH 11	08-611-18	BROWN COUNTY	CSAH 11 REPLACE BR # 7090 (FED \$CAPPED)	0.0	BR	BRIDGE REPLACEMENT	STP	1,400,000	1,000,000	0	0	0	400,000
1150	CSAH 8	17-608-09	COTTONWOOD COUNTY	CSAH 8 REPLACE BR #89525	0.0	BR	BRIDGE REPLACEMENT	BROS	300,000	240,000	0	0	0	60,000

ATP: 7
Fiscal Year: 2009

STIP for FY 2007-2009

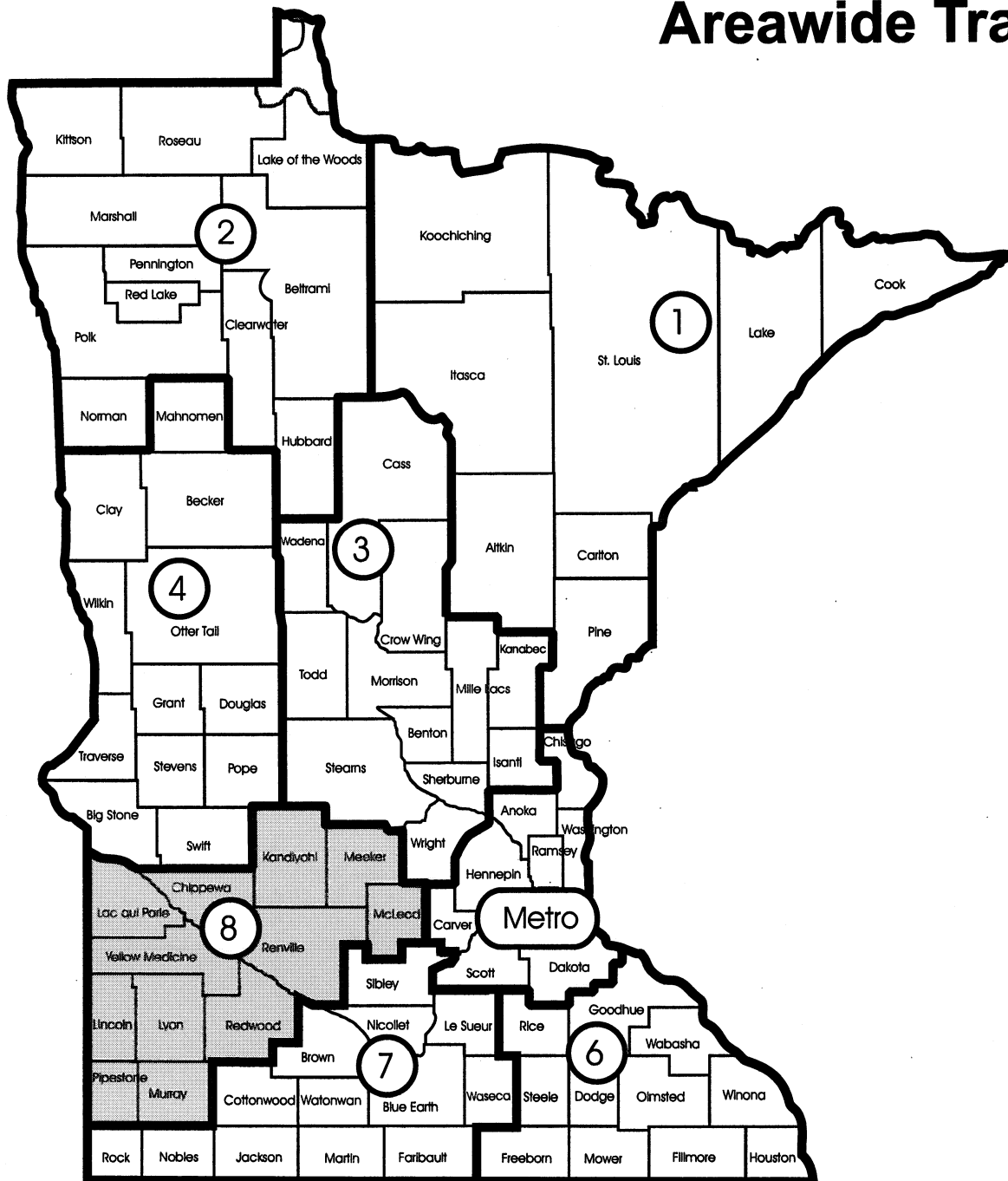
Seq #	Route System	Project Number	Agency	Description	Miles	Program	Type of Work	Proposed Funds	Total	FHWA	AC	FTA	TH	Other
1151	EN	22-595-01	FARIBAULT	RESTORE RR DEPOT IN WELLS FOR MUSEUM	0.0	EN	BUILDINGS	TEA	320,800	256,600	0	0	0	64,200
1152	CSAH 36	46-636-03	MARTIN COUNTY	CSAH 36 FROM THE W. COUNTY LINE TO TH 4 (FED \$ CAPPED)	6.2	RS	GRADE AND SURFACE	STP	1,850,000	1,000,000	0	0	0	850,000
1153	CSAH 41	52-641-10	NICOLLET COUNTY	CSAH 41 N OF PROPOSED INTERCHANGE TO CSAH 6	0.5	RS	GRADE AND SURFACE	STP	1,224,000	100,000	0	0	0	1,124,000
1154	CSAH 16	67-616-02	ROCK COUNTY	CSAH 16 REPLACE BR #L2146	0.0	BR	BRIDGE REPLACEMENT	BROS	500,000	346,000	0	0	0	154,000
1155	PED/BIKE	83-090-03	WATONWAN	TRAIL AROUND BUTTERFIELD LAKE	0.0	EN	PEDESTRIAN BIKE TRAIL	TEA	251,000	200,800	0	0	0	50,200
1156	PED/BIKE	165-090-04	SAINT PETER	TRAIL FROM BROADWAY/GARDNER TO NICOLLET/JEFFERSON	0.0	EN	PEDESTRIAN BIKE TRAIL	TEA	136,000	108,800	0	0	0	27,200
1157	MSAS 107	237-107-001	NEW PRAGUE	TH 21/6TH ST NW INTERSECTION IMPROVEMENTS AND APPROACHES	0.0	RD	GRADE AND SURFACE	STP	247,000	197,600	0	0	0	49,400
1158	MSAS 111	237-111-001	NEW PRAGUE	TH 19/11TH AVE NW INTERSECTION IMPROVEMENTS & SIGNALIZATION	0.0	RD	TRAFFIC SIGNAL INST.	STP	245,500	196,400	0	0	0	49,100
1159	TH 14	8103-4907401-34	MN/DOT	FOUR-LANE EXPANSION FROM CSAH 2 TO I-35 AT OWATONNA (YEAR 1 OF 3) GRADING, PAVING AND BRIDGES (ELLA) (AC PROJECT, PAYBACK IN 2010-2011) SCF	17.0	MC	GRADE,SURFACE & BRIDGE	NHS	39,000,000	13,000,000	91,000,000	0	26,000,000	0
1159	TH 14	8103-49RW2AC & 7401-34RW2AC	MN/DOT	**MN 114** RIGHT OF WAY ACQUISITION AND UTILITY RELOCATION FOR FOUR-LANE EXPANSION FROM CSAH 2 TO I-35 AT OWATONNA (AC PAYBACK)	17.0	MC	RIGHT OF WAY	HPP	0	0	563,584	0	0	0
1159	TH 14	8103-49RW2AC & 7401-34RW2AC	MN/DOT	**MN 212** RIGHT OF WAY ACQUISITION AND UTILITY RELOCATION FOR FOUR-LANE EXPANSION FROM CSAH 2 TO I-35 AT OWATONNA (AC PAYBACK)	17.0	MC	RIGHT OF WAY	HPP	0	0	680,000	0	0	0
1159	TH 14	8103-49RW2AC & 7401-34RW2AC	MN/DOT	**MN227** RIGHT OF WAY ACQUISITION AND UTILITY RELOCATION FOR FOUR-LANE EXPANSION FROM CSAH 2 TO I-35 AT OWATONNA (AC PAYBACK)	17.0	MC	RIGHT OF WAY	HPP	0	0	680,000	0	0	0
1160	TH 169	7211-32AC2	MN/DOT	BR 9295 REPLACE OVER MN RIVER AT LE SUEUR (YEAR 3 OF 3)(AC PAYBACK)	1.5	BR	BRIDGE REPLACEMENT	NHS	3,400,000	3,400,000	0	0	0	0
1161	EN	2280-125	MN/DOT	PRAIRIE PASSAGE 190 W. OF BLUE EARTH PRARIE GRASS PLANTING	0.0	EN	LANDSCAPING	TEA	135,000	108,000	0	0	27,000	0
1162	TH 999	8807-B1-09	MN/DOT	DISTRICTWIDE SETASIDES - BRIDGE REPAIR	0.0	BI	BRIDGE REPAIR	SF	300,000	0	0	0	300,000	0
1163	TH 999	8807-CA-09	MN/DOT	DISTRICTWIDE SETASIDES - CONSULTANT AGREEMENTS - 2009	0.0	CA	MISCELLANEOUS	SF	1,000,000	0	0	0	1,000,000	0

ATP: 7
Fiscal Year: 2009

STIP for FY 2007-2009

Seq #	Route System	Project Number	Agency	Description	Miles	Program	Type of Work	Proposed Funds	Total	FHWA	AC	FTA	TH	Other
1164	TH 999	8807-MA-09	MN/DOT	DISTRICTWIDE SETASIDES - MISCELLANEOUS AGREEMENTS - 2009	0.0	MA	COOP. CONST. AGREEMENT	SF	800,000	0	0	0	800,000	0
1165	TH 999	8807-RW-09	MN/DOT	DISTRICTWIDE SETASIDES - RIGHT OF WAY - 2009	0.0	RW	RIGHT OF WAY	SF	1,000,000	0	0	0	1,000,000	0
1166	TH 999	8807-RX-09	MN/DOT	DISTRICTWIDE SETASIDES - ROAD REPAIR/ROUTE AND SEAL (BARC) - 2009	0.0	RX	ROAD REPAIR	SF	1,900,000	0	0	0	1,900,000	0
1167	TH 999	8807-SA-09	MN/DOT	DISTRICTWIDE SETASIDES - CONSTRUCTION SA, CO AND INCENTIVES -2009	0.0	SA	SUPP. AGREE. & COST OVERRUNS	SF	4,000,000	0	0	0	4,000,000	0
1168	TH 999	8807-ST-09	MN/DOT	DISTRICTWIDE SETASIDES - STRIPING AND SIGNING (BARC) - 2009	0.0	RX	SIGNING	SF	1,000,000	0	0	0	1,000,000	0
Summary for Year = 2009 (38 projects)									\$63,968,041	\$21,484,200	\$92,923,584	\$688,051	\$36,027,000	\$5,768,790

Areawide Transportation Partnership (ATP) Boundaries



DISTRICT 8
Transportation District Engineer
David G. Trooien
(320) 231-5497
2505 Transportation Road
Willmar, Minnesota 56201

General Information: (320) 231-5195
1-800-657-3792
FAX: (320) 231-5168

Seq #	Route System	Project Number	Agency	Description	Miles	Program	Type of Work	Proposed Funds	Total	FHWA	AC	FTA	TH	Other
1169	BB	TRF-0026-07	MN/DOT	SECT 5311: LINCOLN CO TRANSIT OPERATING ASSISTANCE	0.0	OB	OPERATE BUS	FTA	148,835	0	0	35,850	0	112,985
1170	BB	TRF-0032-07	MN/DOT	SECT 5311: CITY OF MONTEVIDEO TRANSIT OPERATING ASSISTANCE	0.0	OB	OPERATE BUS	FTA	112,888	0	0	27,255	0	85,633
1171	BB	TRF-1075-07	MN/DOT	SECT 5311: KANDIYOHI CO TRANSIT OPERATING ASSISTANCE	0.0	OB	OPERATE BUS	FTA	752,106	0	0	165,660	0	586,446
1172	BB	TRF-1724-07	MN/DOT	SECT 5311: PIPESTONE CO TRANSIT OPERATING ASSISTANCE	0.0	OB	OPERATE BUS	FTA	264,813	0	0	59,386	0	205,427
1173	BB	TRF-1738-07	MN/DOT	SECT 5311: PRAIRIE FIVE CAC TRANSIT OPERATING ASSISTANCE	0.0	OB	OPERATE BUS	FTA	530,553	0	0	94,530	0	436,023
1174	BB	TRF-2387-07	MN/DOT	SECT 5311: WESTERN COMMUNITY ACTION, INC. TRANSIT OPERATING ASSISTANCE	0.0	OB	OPERATE BUS	FTA	871,174	0	0	145,290	0	725,884
1175	BB	TRF-2486-07	MN/DOT	SECT 5311: CITY OF DAWSON TRANSIT OPERATING ASSISTANCE	0.0	OB	OPERATE BUS	FTA	74,984	0	0	17,865	0	57,119
1176	BB	TRF-2488-07	MN/DOT	SECT 5311: CITY OF GRANITE FALLS TRANSIT OPERATING ASSISTANCE	0.0	OB	OPERATE BUS	FTA	83,533	0	0	17,130	0	66,403
1177	BB	TRF-3301-07	MN/DOT	SECT 5311: TRAILBLAZER TRANSIT OPERATING ASSISTANCE	0.0	OB	OPERATE BUS	FTA	818,644	0	0	169,440	0	649,204
1178	BB	TRF-3312-07	MN/DOT	SECT 5311: MEEKER CO TRANSIT OPERATING ASSISTANCE	0.0	OB	OPERATE BUS	FTA	218,978	0	0	212,600	0	6,378
1179	BB	TRF-3325-07	MN/DOT	SECT 5311: MURRAY CO TRANSIT OPERATING ASSISTANCE	0.0	OB	OPERATE BUS	FTA	78,177	0	0	17,970	0	60,207
1180	BB	TRF-3339-07	MN/DOT	SECT 5311: RENVILLE CO TRANSIT OPERATING ASSISTANCE	0.0	OB	OPERATE BUS	FTA	205,897	0	0	35,670	0	170,227
1181	BB	TRS-1075-07	MN/DOT	KANDIYOHI AREA TRANSIT, PURCHASE 1 BUS (CLASS 400)	0.0	TR	PURCHASE BUS	STP	58,000	46,400	0	0	0	11,600
1182	BB	TRS-1724-07	MN/DOT	PIPESTONE COUNTY, PURCHASE 1 BUS (CLASS 400)	0.0	TR	PURCHASE BUS	STP	58,000	46,400	0	0	0	11,600
1183	BB	TRS-1738-07	MN/DOT	PRAIRIE FIVE, PURCHASE 1 BUS (CLASS 400)	0.0	TR	PURCHASE BUS	STP	58,000	46,400	0	0	0	11,600
1184	BB	TRS-2042-07T	MN/DOT	TRAILBLAZER, PURCHASE 1 BUS (CLASS 400)	0.0	TR	PURCHASE BUS	STP	56,000	44,800	0	0	0	11,200
1185	BB	TRS-2387-07	MN/DOT	WESTERN COMMUNITY ACTION, PURCHASE 1 BUS (CLASS 400)	0.0	TR	PURCHASE BUS	STP	58,000	46,400	0	0	0	11,600
1186	BB	TRS-3301-07	MN/DOT	TRAILBLAZER, PURCHASE 1 BUS (CLASS 400)	0.0	TR	PURCHASE BUS	STP	58,000	46,400	0	0	0	11,600
1187	BB	TRS-3312-07	MN/DOT	MEEKER COUNTY, PURCHASE 1 BUS (CLASS 400)	0.0	TR	PURCHASE BUS	STP	58,000	46,400	0	0	0	11,600

Seq #	Route System	Project Number	Agency	Description	Miles	Program	Type of Work	Proposed Funds	Total	FHWA	AC	FTA	TH	Other
1188	BB	TRS-3339-07	MN/DOT	RENVILLE COUNTY, PURCHASE 1 BUS (CLASS 400)	0.0	TR	PURCHASE BUS	STP	58,000	46,400	0	0	0	11,600
1189	RR	42-00120	MN/DOT	INSTALL GATES ON CR 59 FOR BNSF RAILROAD	0.0	SR	RR X-ING IMPROVEMENTS	RRS	154,953	139,458	0	0	0	15,495
1190	RR	59-00112	MN/DOT	ON CSAH 8, CONSOLIDATE/CONSTRUCT ROADWAY WITH CSAH 16 OR INSTALL GATES FOR BNSF RAILROAD	0.0	SR	RR X-ING IMPROVEMENTS	RRS	158,567	142,710	0	0	0	15,857
1191	CSAH 10	34-610-14AC	KANDIYOHI COUNTY	KANDIYOHI CO RD 95 TO 0.34 MI W OF S JCT OF KANDIYOHI CSAH 2, GRADING/AGG/BIT SURFACING (AC PAYBACK).	6.2	RC	GRADE AND SURFACE	STP	1,673,620	1,673,620	0	0	0	0
1192	CSAH 47	34-647-02	KANDIYOHI COUNTY	TH 40 TO TH 12, GRADING, AGGR BASE, BIT SURFACE, C&G, AND STORM SEWER (AC PAYBACK IN FY 2008)	0.9	RC	GRADE AND SURFACE	STP	1,167,448	567,448	498,752	0	0	600,000
1193	PED/BIKE	37-090-02AC	DAWSON	TRAIL AND BIKE/PED BRIDGE (BR 37550) OVER LAC QUI PARLE RIVER IN DAWSON (AC PROJECT, PAYBACK)	0.0	EN	PEDESTRIAN BIKE BRIDGE	TEA	230,000	230,000	0	0	0	0
1194	CSAH 9	41-609-11	LINCOLN COUNTY	TH 75 TO LINCOLN CSAH 2, GRADING/ADD BASE/BIT SURFACING	2.0	RC	GRADE AND SURFACE	STP	980,000	784,000	0	0	0	196,000
1195	CSAH 7	43-607-12	MCLEOD COUNTY	BETWEEN 0.5 MI N OF MCLEOD CSAH 26 TO JCT MCLEOD CSAH 18, RECONSTRUCTION	5.8	RC	GRADE AND SURFACE	STP	3,200,000	2,560,000	0	0	0	640,000
1196	CSAH 3	87-603-27	YELLOW MEDICINE COUNTY	CSAH 11 IN ST LEO TO TH 59, AGGR BASE, BIT SURFACE & AGGR SHLRS (AC PROJECT, PAYBACK IN FY 2008)	12.1	RC	SURFACING	STP	1,806,232	1,246,232	993,768	0	0	560,000
1197	TH 23	7304-13RW2	MN/DOT	**MN244** PURCHASE R/W FOR PAYNESVILLE BY-PASS (2006 APPR 100%)	7.4	RW	RIGHT OF WAY	FFM	990,000	990,000	0	0	0	0
1198	TH 59	4208-54	MN/DOT	INSTALL GATES ON TH 59 FOR THE DM&E RAILROAD NEAR GARVIN	0.0	SR	RR X-ING IMPROVEMENTS	RRS	175,000	157,500	0	0	0	17,500
1199	TH 68	4210-38	MN/DOT	W JCT TH 59 TO JCT TH 19 (MARSHALL), RECONSTRUCT	0.6	RC	GRADE AND SURFACE	STP	2,840,932	2,272,746	0	0	568,186	0
1199	TH 68	4210-38L	MN/DOT	W JCT TH 59 TO JCT TH 19 (MARSHALL), RECONSTRUCT (LOCAL SHARE)	0.6	RC	GRADE AND SURFACE	STP	263,068	210,454	0	0	0	52,614
1200	TH 68	4210-43	MN/DOT	COOPERATIVE AGREEMENT - STORM SEWER REPLACEMENT AT THE JCT. OF TH 68 AND 6TH STREET IN MARSHALL	0.0	AM	GRADE AND SURFACE	SF	120,072	0	0	0	120,072	0
1201	TH 212	6510-62	MN/DOT	COOPERATIVE AGREEMENT WITH THE CITY OF OLIVIA FOR FRONTAGE ROADS	1.8	AM	FRONTAGE ROAD	SF	203,354	0	0	0	203,354	0
1202	TH 212	6511-37	MN/DOT	IN BIRD ISLAND, RECONSTRUCT	1.0	RC	GRADE AND SURFACE	NHS	3,323,000	2,658,400	0	0	664,600	0

ATP: 8
Fiscal Year: 2007

STIP for FY 2007-2009

Seq #	Route System	Project Number	Agency	Description	Miles	Program	Type of Work	Proposed Funds	Total	FHWA	AC	FTA	TH	Other
1203	TH 212	6511-39	MN/DOT	COOPERATIVE AGREEMENT WITH THE CITY OF BIRD ISLAND	1.0	AM	GRADE AND SURFACE	SF	1,200,000	0	0	0	1,200,000	0
1204	TH 999	8828-76	MN/DOT	DISTRICTWIDE GUARDRAIL REPLACEMENT	0.0	SC	GUARD RAIL	SF	200,000	0	0	0	200,000	0
1205	TH 999	8808-CA-07	MN/DOT	DISTRICTWIDE SETASIDES - CONSULTANT AGREEMENTS - 2007	0.0	CA	MISCELLANEOUS	SF	1,300,000	0	0	0	1,300,000	0
1206	TH 999	8808-DA-07	MN/DOT	DISTRICTWIDE SETASIDES - DETOUR AGREEMENTS - 2007	0.0	RS	MISCELLANEOUS	SF	150,000	0	0	0	150,000	0
1207	TH 999	8808-MA-07	MN/DOT	DISTRICTWIDE SETASIDES - MISC AGREEMENTS - 2007	0.0	MA	MISCELLANEOUS	SF	50,000	0	0	0	50,000	0
1208	TH 999	8808-PM-07	MN/DOT	DISTRICTWIDE SETASIDES - PREVENTIVE MAINTENANCE - 2007	0.0	PM	MISCELLANEOUS	SF	500,000	0	0	0	500,000	0
1209	TH 999	8808-RB-07	MN/DOT	DISTRICTWIDE SETASIDES - LANDSCAPE PARTNERSHIP PROGRAM - 2007	0.0	RB	LANDSCAPE PARTNERSHIP	SF	40,000	0	0	0	40,000	0
1210	TH 999	8808-RW-07	MN/DOT	DISTRICTWIDE SETASIDES - RIGHT OF WAY - 2007	0.0	RW	RIGHT OF WAY	SF	1,214,554	0	0	0	1,214,554	0
1211	TH 999	8808-SA-07	MN/DOT	DISTRICTWIDE SETASIDES - CONSTRUCTION OVERRUNS AND SUPP AGREE - 2007	0.0	SA	SUPP. AGREE. & COST OVERRUNS	SF	1,820,000	0	0	0	1,820,000	0
1212	TH 999	8808-SC-07	MN/DOT	DISTRICTWIDE SETASIDES - MISC CONSTRUCTION - 2007	0.0	RS	MISCELLANEOUS	SF	2,616,766	0	0	0	2,616,766	0
Summary for Year = 2007 (45 projects)									\$31,000,148	\$14,002,168	\$1,492,520	\$998,646	\$10,647,532	\$5,351,802

Seq #	Route System	Project Number	Agency	Description	Miles	Program	Type of Work	Proposed Funds	Total	FHWA	AC	FTA	TH	Other
1213	BB	TRF-0028-08	MN/DOT	SECT 5311: LINCOLN CO TRANSIT OPERATING ASSISTANCE	0.0	OB	OPERATE BUS	FTA	153,300	0	0	35,850	0	117,450
1214	BB	TRF-0032-08	MN/DOT	SECT 5311: CITY OF MONTEVIDEO TRANSIT OPERATING ASSISTANCE	0.0	OB	OPERATE BUS	FTA	116,275	0	0	27,255	0	89,020
1215	BB	TRF-1075-08	MN/DOT	SECT 5311: KANDIYOHI CO TRANSIT OPERATING ASSISTANCE	0.0	OB	OPERATE BUS	FTA	774,669	0	0	165,660	0	609,009
1216	BB	TRF-1724-08	MN/DOT	SECT 5311: PIPESTONE CO TRANSIT OPERATING ASSISTANCE	0.0	OB	OPERATE BUS	FTA	272,757	0	0	59,386	0	213,371
1217	BB	TRF-1738-08	MN/DOT	SECT 5311: PRAIRIE FIVE CAC TRANSIT OPERATING ASSISTANCE	0.0	OB	OPERATE BUS	FTA	546,470	0	0	94,530	0	451,940
1218	BB	TRF-2387-08	MN/DOT	SECT 5311: WESTERN COMMUNITY ACTION, INC. TRANSIT OPERATING ASSISTANCE	0.0	OB	OPERATE BUS	FTA	897,309	0	0	145,290	0	752,019
1219	BB	TRF-2486-08	MN/DOT	SECT 5311: CITY OF DAWSON TRANSIT OPERATING ASSISTANCE	0.0	OB	OPERATE BUS	FTA	77,234	0	0	17,865	0	59,369
1220	BB	TRF-2488-08	MN/DOT	SECT 5311: CITY OF GRANITE FALLS TRANSIT OPERATING ASSISTANCE	0.0	OB	OPERATE BUS	FTA	86,039	0	0	17,130	0	68,909
1221	BB	TRF-3301-08	MN/DOT	SECT 5311: TRAILBLAZER TRANSIT OPERATING ASSISTANCE	0.0	OB	OPERATE BUS	FTA	843,203	0	0	169,440	0	673,763
1222	BB	TRF-3312-08	MN/DOT	SECT 5311: MEEKER CO TRANSIT OPERATING ASSISTANCE	0.0	OB	OPERATE BUS	FTA	225,547	0	0	212,600	0	12,947
1223	BB	TRF-3325-08	MN/DOT	SECT 5311: MURRAY CO TRANSIT OPERATING ASSISTANCE	0.0	OB	OPERATE BUS	FTA	80,522	0	0	17,970	0	62,552
1224	BB	TRF-3339-08	MN/DOT	SECT 5311: RENVILLE CO TRANSIT OPERATING ASSISTANCE	0.0	OB	OPERATE BUS	FTA	212,074	0	0	35,670	0	176,404
1225	BB	TRS-1075-08	MN/DOT	KANDIYOHI AREA TRANSIT, PURCHASE 1 BUS (CLASS 400)	0.0	TR	PURCHASE BUS	STP	103,000	82,400	0	0	0	20,600
1226	BB	TRS-1724-08	MN/DOT	PIPESTONE COUNTY, PURCHASE 1 BUS (CLASS 400)	0.0	TR	PURCHASE BUS	STP	59,000	47,200	0	0	0	11,800
1227	BB	TRS-2387-08	MN/DOT	WESTERN COMMUNITY ACTION, PURCHASE 1 BUS (CLASS 400)	0.0	TR	PURCHASE BUS	STP	59,000	47,200	0	0	0	11,800
1228	BB	TRS-3301-08	MN/DOT	TRAILBLAZER, PURCHASE 2 BUSES (CLASS 400)	0.0	TR	PURCHASE BUS	STP	118,000	94,400	0	0	0	23,600
1229	BB	TRS-3312-08	MN/DOT	MEEKER COUNTY, PURCHASE 1 BUS (CLASS 400)	0.0	TR	PURCHASE BUS	STP	59,000	47,200	0	0	0	11,800
1230	BB	TRS-3339-08	MN/DOT	RENVILLE COUNTY, PURCHASE 1 BUS (CLASS 400)	0.0	TR	PURCHASE BUS	STP	59,000	47,200	0	0	0	11,800

Seq #	Route System	Project Number	Agency	Description	Miles	Program	Type of Work	Proposed Funds	Total	FHWA	AC	FTA	TH	Other
1231	RR	34-00121	MN/DOT	INSTALL GATES ON CR 127 (60TH ST. NE) FOR THE BNSF RAILROAD W. OF WILLMAR	0.0	SR	RR X-ING IMPROVEMENTS	RRS	175,000	157,500	0	0	0	17,500
1232	RR	41-00104	MN/DOT	INSTALL GATES ON CR 111 FOR THE DM&E RAILROAD IN LAKE BENTON	0.0	SR	RR X-ING IMPROVEMENTS	RRS	175,000	157,500	0	0	0	17,500
1233	RR	59-00113	MN/DOT	INSTALL GATES ON CSAH 10 (211TH ST.) FOR THE BNSF RAILROAD IN PIPESTONE	0.0	SR	RR X-ING IMPROVEMENTS	RRS	175,000	157,500	0	0	0	17,500
1234	RR	64-00107	MN/DOT	UPGRADE TO GATES ON CSAH 6 (ILEX ST.) FOR THE DM&E RAILROAD IN LAMBERTON	0.0	SR	RR X-ING IMPROVEMENTS	RRS	175,000	157,500	0	0	0	17,500
1235	RR	65-00110	MN/DOT	INSTALL GATES ON CSAH 8 FOR THE TC&W RAILROAD 0.24 MI. W. OF BUFFALO LAKE	0.0	SR	RR X-ING IMPROVEMENTS	RRS	175,000	157,500	0	0	0	17,500
1236	CSAH 7	34-607-16	KANDIYOHI COUNTY	0.5 MI SOUTH OF KANDIYOHI CSAH 14 TO TH 7, GRADING, AGGREGATE BASE, BITUMINOUS BASE AND SURFACE (AC PROJECT, PAYBACK IN 2009)	2.5	RC	GRADE AND SURFACE	STP	881,500	657,500	96,096	0	0	224,000
1237	CSAH 47	34-647-02AC	KANDIYOHI COUNTY	TH 40 TO TH 12, GRADING, AGGR BASE, BIT SURFACE, C&G, AND STORM SEWER (AC PAYBACK)	7.0	RC	GRADE AND SURFACE	STP	498,752	498,752	0	0	0	0
1238	CSAH 5	42-605-32	LYON COUNTY	TH 23 TO LYON CR 60, RECONSTRUCT NORTH OF CR 60	10.6	RC	GRADE AND SURFACE	STP	2,975,000	2,200,000	0	0	0	775,000
1239	CSAH 115	43-715-03	MCLEOD COUNTY	S GRADE ROAD TO MCLEOD CSAH 7, HUTCHINSON BYPASS, EXPANSION - NEW ALIGNMENT AND RECONSTRUCTION (AC PROJECT, PAYBACK IN 2009)	3.2	MC	GRADE AND SURFACE	STP	1,892,237	1,392,237	465,359	0	0	500,000
1240	PED/BIKE	47-090-01	MEEKER COUNTY	DASSEL ELEM SCHOOL TO SPRING LAKE PARK, TRAIL FROM DASSEL ALONG CSAH 4 AND 260TH ST TO SPRING LAKE COUNTY PARK (1/2 MILE)	0.2	EN	PEDESTRIAN BIKE TRAIL	TEA	104,040	83,232	0	0	0	20,808
1241	CSAH 15	47-615-06	MEEKER COUNTY	MCLEOD CO LINE TO CSAH 6, GRADING	7.0	RC	GRADING	STP	775,000	620,000	0	0	0	155,000
1242	CSAH 2	51-602-18	MURRAY COUNTY	MURRAY CSAH 31 TO MURRAY CSAH 34, COLD INPLACE RECYCLE, BIT SURFACE, AGGR SHOULDERS	4.0	RC	GRADE AND SURFACE	STP	750,000	600,000	0	0	0	150,000
1243	CSAH 4	51-604-25	MURRAY COUNTY	W LIM OF IONA TO TH 267; TH 267 TO THE S LIM OF IONA, COMPLETE RECONSTRUCT, GRADING AGGR BASE, BIT SURF, C & G, STORM SEWER AND SIDEWALKS	1.1	RC	GRADE AND SURFACE	STP	937,500	750,000	0	0	0	187,500
1244	CSAH 11	65-611-43	RENVILLE COUNTY	TH 4 TO RENVILLE CSAH 8, GRADING, BITUMINOUS SURFACING, & AGGREGATE SHOULDERS	5.5	RC	GRADE AND SURFACE	STP	1,780,000	1,424,000	0	0	0	356,000
1245	CSAH 3	87-603-27AC	YELLOW MEDICINE COUNTY	CSAH 11 IN ST LEO TO TH 59, AGGR BASE, BIT SURFACE & AGGR SHLRS (AC PAYBACK)	12.1	RC	SURFACING	STP	993,768	993,768	0	0	0	0

ATP: 8
Fiscal Year: 2008

STIP for FY 2007-2009

Seq #	Route System	Project Number	Agency	Description	Miles	Program	Type of Work	Proposed Funds	Total	FHWA	AC	FTA	TH	Other
1246	PED/BIKE	133-090-02	MCLEOD COUNTY	*MN144* TRAIL AND BIKE/PED UNDERPASS (BR 43X04) UNDER TH 22 IN HUTCHINSON	0.0	EN	PEDESTRIAN BIKE BRIDGE	HPP	714,000	544,000	272,000	0	0	170,000
1247	PED/BIKE	207-090-001	REDWOOD FALLS	REDWOOD FALLS, TRAILS: RIVER LINK TO/FROM RAILROAD IN N REDWOOD ALONG CR 101 TO NORTHWOOD DR AND SCHOOL LINK	1.7	EN	PEDESTRIAN BIKE TRAIL	TEA	233,319	186,655	0	0	0	46,664
1248	TH 7	1003-28 & 4302-50	MN/DOT	SILVER LAKE TO TH 25, REGRADE, RESURF, REPLACE SHLDS, LEFT TURN LN @ CSAH 9 (OVERLAPS METRO PROJECT, SP 1003-30)	15.9	RD	MILL AND OVERLAY	NHS	8,000,000	6,400,000	0	0	1,600,000	0
1248	TH 7	1003-28S & 4302-50S	MN/DOT	SILVER LAKE TO TH 25, REGRADE, RESURF, REPLACE SHLDS, LEFT TURN LN @ CSAH 9 (OVERLAPS METRO PROJECT, SP 1003-30)	15.9	SH	MILL AND OVERLAY	HSIP	2,000,000	1,600,000	0	0	400,000	0
1249	TH 7 & 29	1202-48 & 1206-52	MN/DOT	N JCT TH 29 TO CSAH 15 AT MONTE, MILL & OVERLAY 1/2, RECONSTRUCT 1/2, M & O TH 29 FROM JCT US 212 TO E JCT TH 7	1.0	RC	GRADE AND SURFACE	STP	5,352,000	4,281,600	0	0	1,070,400	0
1249	TH 7 & 29	1202-48L	MN/DOT	N JCT TH 29 TO CSAH 15 AT MONTE, MILL & OVERLAY 1/2, RECONSTRUCT 1/2, M & O TH 29 FROM JCT US 212 TO E JCT TH 7 (LOCAL SHARE)	1.0	RC	GRADE AND SURFACE	STP	448,000	358,400	0	0	0	89,600
1250	TH 12	3403-65	MN/DOT	AT THE JCT OF TH 12 & TH 40 (WILLMAR), INSTALL FREE RIGHT TURN LANE	1.0	SH	TURN LANES	HSIP	60,000	54,000	0	0	6,000	0
1251	TH 15	4305-24	MN/DOT	AT THE JCT OF TH 15 & N HIGH DRIVE (HUTCHINSON), INSTALL SIGNAL	0.0	SH	TRAFFIC SIGNAL INST.	HSIP	300,000	270,000	0	0	30,000	0
1251	TH 15	4305-24L	MN/DOT	AT THE JCT OF TH 15 & N HIGH DRIVE (HUTCHINSON), INSTALL SIGNAL (LOCAL SHARE)	0.0	SH	TRAFFIC SIGNAL INST.	HSIP	300,000	270,000	0	0	0	30,000
1252	TH 19	4205-35	MN/DOT	JCT TH 23 TO TWP 205 IN MARSHALL, WIDEN & RE-GRADE	1.0	SH	GRADE AND SURFACE	HSIP	2,469,400	1,975,520	0	0	493,880	0
1252	TH 19	4205-35L	MN/DOT	JCT TH 23 TO TWP 205 IN MARSHALL, WIDEN & RE-GRADE (LOCAL SHARE)	1.0	SH	GRADE AND SURFACE	HSIP	30,600	24,480	0	0	0	6,120
1253	TH 23	3413-38	MN/DOT	COOPERATIVE AGREEMENT - FRONTAGE ROADS IN NEW LONDON	1.0	AM	FRONTAGE ROAD	SF	350,000	0	0	0	350,000	0
1254	TH 23	4207-52	MN/DOT	COOPERATIVE AGREEMENT - CLOSE ACCESS POINT AT TRAVIS ROAD AND BUILD FRONTAGE ROAD (MARSHALL)	0.0	AM	FRONTAGE ROAD	SF	200,000	0	0	0	200,000	0
1255	TH 23	7304-13RW1	MN/DOT	**MN093** PURCHASE R/W FOR PAYNESVILLE BY-PASS (2005 APPR 100%)	7.4	RW	RIGHT OF WAY	FFM	2,951,785	2,951,785	0	0	0	0
1256	TH 23	8701-87009	MN/DOT	NEAR HANLEY FALLS, REPAIR DECK ON BRIDGE 87009	0.0	BI	BRIDGE REPAIR	NHS	139,745	111,796	0	0	27,949	0

ATP: 8
Fiscal Year: 2008

STIP for FY 2007-2009

Seq #	Route System	Project Number	Agency	Description	Miles	Program	Type of Work	Proposed Funds	Total	FHWA	AC	FTA	TH	Other
1257	TH 23	8701-87010	MN/DOT	NEAR HANLEY FALLS, REPAIR & SCARIFY DECK ON BRIDGE 87010	0.1	BI	BRIDGE REPAIR	NHS	188,114	150,491	0	0	37,623	0
1258	TH 68	6407-28	MN/DOT	EAST OF WABASSO, REPLACE BRIDGE 6962	1.0	BR	BRIDGE REPLACEMENT	STP	610,000	488,000	0	0	122,000	0
1259	TH 71	3405-40 & 3411-71 & 3412-68	MN/DOT	WILLMAR BYPASS, SOUTHBOUND LANES, OVERLAY	6.7	RS	BITUMINOUS OVERLAY	NHS	740,000	592,000	0	0	148,000	0
1260	TH 71	6508-34	MN/DOT	MORTON TO OLIVIA, 1.5" OVERLAY	16.4	RS	BITUMINOUS OVERLAY	NHS	1,700,000	1,360,000	0	0	340,000	0
1261	TH 212	6510-59	MN/DOT	HAWK CREEK TO CSAH 6 IN RENVILLE, 1.5" OVERLAY	7.5	RD	BITUMINOUS PAVEMENT	NHS	625,000	500,000	0	0	125,000	0
1262	TH 999	8828-77	MN/DOT	DISTRICTWIDE GUARDRAIL REPLACEMENT	0.0	SC	GUARD RAIL	SF	200,000	0	0	0	200,000	0
1263	TH 999	8808-CA-08	MN/DOT	DISTRICTWIDE SETASIDES - CONSULTANT AGREEMENTS - 2008	0.0	CA	MISCELLANEOUS	SF	1,300,000	0	0	0	1,300,000	0
1264	TH 999	8808-DA-08	MN/DOT	DISTRICTWIDE SETASIDES - DETOUR AGREEMENTS - 2008	0.0	RS	MISCELLANEOUS	SF	150,000	0	0	0	150,000	0
1265	TH 999	8808-MA-08	MN/DOT	DISTRICTWIDE SETASIDES - MISC AGREEMENTS - 2008	0.0	MA	MISCELLANEOUS	SF	50,000	0	0	0	50,000	0
1266	TH 999	8808-PM-08	MN/DOT	DISTRICTWIDE SETASIDES - PREVENTIVE MAINTENANCE - 2008	0.0	PM	MISCELLANEOUS	SF	250,000	0	0	0	250,000	0
1267	TH 999	8808-RB-08	MN/DOT	DISTRICTWIDE SETASIDES - LANDSCAPE PARTNERSHIP PROGRAM - 2008	0.0	RB	LANDSCAPE PARTNERSHIP	SF	40,000	0	0	0	40,000	0
1268	TH 999	8808-RW-08	MN/DOT	DISTRICTWIDE SETASIDES - RIGHT OF WAY - 2008	0.0	RW	RIGHT OF WAY	SF	4,314,873	0	0	0	4,314,873	0
1269	TH 999	8808-RX-08	MN/DOT	DISTRICTWIDE SETASIDES - ROAD REPAIR - 2008	0.0	RX	ROAD REPAIR	SF	500,000	0	0	0	500,000	0
1270	TH 999	8808-SA-08	MN/DOT	DISTRICTWIDE SETASIDES - CONSTRUCTION OVERRUNS AND SUPP AGREE - 2008	0.0	SA	SUPP. AGREE. & COST OVERRUNS	SF	1,150,000	0	0	0	1,150,000	0
1271	TH 999	8808-SC-08	MN/DOT	DISTRICTWIDE SETASIDES - MISC CONSTRUCTION - 2008	0.0	RS	MISCELLANEOUS	SF	2,298,744	0	0	0	2,298,744	0
Summary for Year = 2008 (63 projects)									\$54,870,776	\$32,491,316	\$833,455	\$998,646	\$15,204,469	\$6,176,345

Seq #	Route System	Project Number	Agency	Description	Miles	Program	Type of Work	Proposed Funds	Total	FHWA	AC	FTA	TH	Other
1272	BB	TRF-0026-09	MN/DOT	SECT 5311: LINCOLN CO TRANSIT OPERATING ASSISTANCE	0.0	OB	OPERATE BUS	FTA	157,899	0	0	35,850	0	122,049
1273	BB	TRF-0032-09	MN/DOT	SECT 5311: CITY OF MONTEVIDEO TRANSIT OPERATING ASSISTANCE	0.0	OB	OPERATE BUS	FTA	119,763	0	0	27,255	0	92,508
1274	BB	TRF-1075-09	MN/DOT	SECT 5311: KANDIYOHI CO TRANSIT OPERATING ASSISTANCE	0.0	OB	OPERATE BUS	FTA	797,909	0	0	165,660	0	632,249
1275	BB	TRF-1724-09	MN/DOT	SECT 5311: PIPESTONE CO TRANSIT OPERATING ASSISTANCE	0.0	OB	OPERATE BUS	FTA	280,940	0	0	59,386	0	221,554
1276	BB	TRF-1738-09	MN/DOT	SECT 5311: PRAIRIE FIVE CAC TRANSIT OPERATING ASSISTANCE	0.0	OB	OPERATE BUS	FTA	562,864	0	0	94,530	0	468,334
1277	BB	TRF-2387-09	MN/DOT	SECT 5311: WESTERN COMMUNITY ACTION, INC. TRANSIT OPERATING ASSISTANCE	0.0	OB	OPERATE BUS	FTA	924,228	0	0	145,290	0	778,938
1278	BB	TRF-2486-09	MN/DOT	SECT 5311: CITY OF DAWSON TRANSIT OPERATING ASSISTANCE	0.0	OB	OPERATE BUS	FTA	79,551	0	0	17,865	0	61,686
1279	BB	TRF-2488-09	MN/DOT	SECT 5311: CITY OF GRANITE FALLS TRANSIT OPERATING ASSISTANCE	0.0	OB	OPERATE BUS	FTA	88,620	0	0	17,130	0	71,490
1280	BB	TRF-3301-09	MN/DOT	SECT 5311: TRAILBLAZER TRANSIT OPERATING ASSISTANCE	0.0	OB	OPERATE BUS	FTA	868,499	0	0	169,440	0	699,059
1281	BB	TRF-3312-09	MN/DOT	SECT 5311: MEEKER CO TRANSIT OPERATING ASSISTANCE	0.0	OB	OPERATE BUS	FTA	232,314	0	0	212,600	0	19,714
1282	BB	TRF-3325-09	MN/DOT	SECT 5311: MURRAY CO TRANSIT OPERATING ASSISTANCE	0.0	OB	OPERATE BUS	FTA	82,938	0	0	17,970	0	64,968
1283	BB	TRF-3339-09	MN/DOT	SECT 5311: RENVILLE CO TRANSIT OPERATING ASSISTANCE	0.0	OB	OPERATE BUS	FTA	218,436	0	0	35,670	0	182,766
1284	BB	TRS-0032-09	MN/DOT	CITY OF MONTEVIDEO, PURCHASE 1 BUS (CLASS 400)	0.0	TR	PURCHASE BUS	STP	60,000	48,000	0	0	0	12,000
1285	BB	TRS-1075-09	MN/DOT	KANDIYOHI AREA TRANSIT, PURCHASE 1 BUS (CLASS 400)	0.0	TR	PURCHASE BUS	STP	60,000	48,000	0	0	0	12,000
1286	BB	TRS-1738-09	MN/DOT	PRAIRIE FIVE, PURCHASE 2 BUSES (CLASS 400)	0.0	TR	PURCHASE BUS	STP	120,000	96,000	0	0	0	24,000
1287	BB	TRS-2387-09	MN/DOT	WESTERN COMMUNITY ACTION, PURCHASE 2 BUSES (CLASS 400)	0.0	TR	PURCHASE BUS	STP	120,000	96,000	0	0	0	24,000
1288	BB	TRS-3301-09	MN/DOT	TRAILBLAZER, PURCHASE 3 BUSES (CLASS 400)	0.0	TR	PURCHASE BUS	STP	180,000	144,000	0	0	0	36,000
1289	BB	TRS-3312-09	MN/DOT	MEEKER COUNTY, PURCHASE 1 BUS (CLASS 400)	0.0	TR	PURCHASE BUS	STP	60,000	48,000	0	0	0	12,000

ATP: 8
Fiscal Year: 2009

STIP for FY 2007-2009

Seq #	Route System	Project Number	Agency	Description	Miles	Program	Type of Work	Proposed Funds	Total	FHWA	AC	FTA	TH	Other
1290	RR	47-00113	MN/DOT	667TH AVE. (TWP.436) 0.5MI. W. OF WATKINS - INSTALL GATES	0.0	SR	RR X-ING IMPROVEMENTS	RRS	200,000	180,000	0	0	0	20,000
1291	RR	64-00108	MN/DOT	CSAH 101, MAIN ST IN REDWOOD FALLS - INSTALL GATES	0.0	SR	RR X-ING IMPROVEMENTS	RRS	180,000	162,000	0	0	0	18,000
1292	CSAH 7	34-807-16AC	KANDIYOHI COUNTY	0.5 MI SOUTH OF KANDIYOHI CSAH 14 TO TH 7, GRADING, AGGREGATE BASE, BITUMINOUS BASE AND SURFACE (AC PAYBACK)	2.5	RC	GRADE AND SURFACE	STP	96,096	96,096	0	0	0	0
1293	CSAH 41	34-641-07	KANDIYOHI COUNTY	JCT CSAH 24 TO CSAH 25; GRADING, AGG. BASE, BIT. BASE, BIT. SURFACE, & C&G.	3.0	RC	GRADE AND SURFACE	STP	2,870,000	1,784,000	0	0	0	1,086,000
1294	CSAH 13	41-613-22	LINCOLN COUNTY	JCT CSAH 13 TO JCT CSAH 8, GRADE & SURFACE PLUS AGG. SHLDS (AC PROJECT, PAYBACK IN 2010)	17.2	RS	GRADE AND SURFACE	STP	902,000	200,000	800,000	0	0	702,000
1295	CSAH 15	42-615-12	LYON COUNTY	JCT CR 59 TO JCT CSAH 4, RECONSTRUCT	3.5	RC	GRADE AND SURFACE	STP	1,865,000	150,000	0	0	0	1,715,000
1296	CSAH 115	43-715-03AC	MCLEOD COUNTY	S GRADE ROAD TO MCLEOD CSAH 7, HUTCHINSON BYPASS, EXPANSION - NEW ALIGNMENT AND RECONSTRUCTION (AC PAYBACK)	3.2	MC	GRADE AND SURFACE	STP	465,359	465,359	0	0	0	0
1297	CSAH 27	47-627-06	MEEKER COUNTY	JCT TH 24 TO JCT TH 15, GRADING & SURFACING.	3.4	RC	GRADE AND SURFACE	STP	654,000	523,200	0	0	0	130,800
1298	CSAH 29	51-629-28	MURRAY COUNTY	JCT CSAH 48 TO N COUNTY LINE, GRADE & SURFACE N. 1/2 AND COLD RECYCLE & BIT. SURFACE S. 1/2.	7.9	RC	GRADE AND SURFACE	STP	2,247,500	1,782,000	0	0	0	465,500
1299	CSAH 9	64-609-12	REDWOOD COUNTY	JCT CSAH 7 TO JCT CSAH 6, AGG. BASE & BIT SURFACING PLUS AGG. SHLDS.	5.6	RS	BITUMINOUS PAVEMENT	STP	1,300,000	1,000,000	0	0	0	300,000
1300	PED/BIKE	87-090-04	YELLOW MEDICINE COUNTY	PED/BIKE TRAIL (PHASE 3) FOR THE MEMORIAL PARK TRAIL IN GRANITE FALLS	0.9	EN	PEDESTRIAN BIKE TRAIL	TEA	86,400	69,120	0	0	0	17,280
1301	CSAH 43	87-643-03	YELLOW MEDICINE COUNTY	JCT CSAH 18 TO TH 67, MILL & OVERLAY PLUS AGG. SHLDS.	7.1	RS	MILL AND OVERLAY	STP	987,350	765,880	0	0	0	221,470
1302	PED/BIKE	133-090-003	MARSHALL	PED/BIKE TRAIL ALONG THE REDWOOD RIVER IN MARSHALL	4.1	EN	PEDESTRIAN BIKE TRAIL	TEA	442,700	354,200	0	0	0	88,500
1303	PED/BIKE	133-090-02AC	MCLEOD COUNTY	**MN144** TRAIL AND BIKE/PED UNDERPASS (BR 43X04) UNDER TH 22 IN HUTCHINSON (AC PAYBACK)	0.0	EN	PEDESTRIAN BIKE BRIDGE	HPP	136,000	136,000	0	0	0	0
1304	TH 12	7605-76005	MN/DOT	BRIDGE 1/2 MILE EAST OF KERKHOVEN, REPAIR BRIDGE DECK ON 76005	0.1	BI	BRIDGE REPAIR	NHS	224,053	179,242	0	0	44,811	0

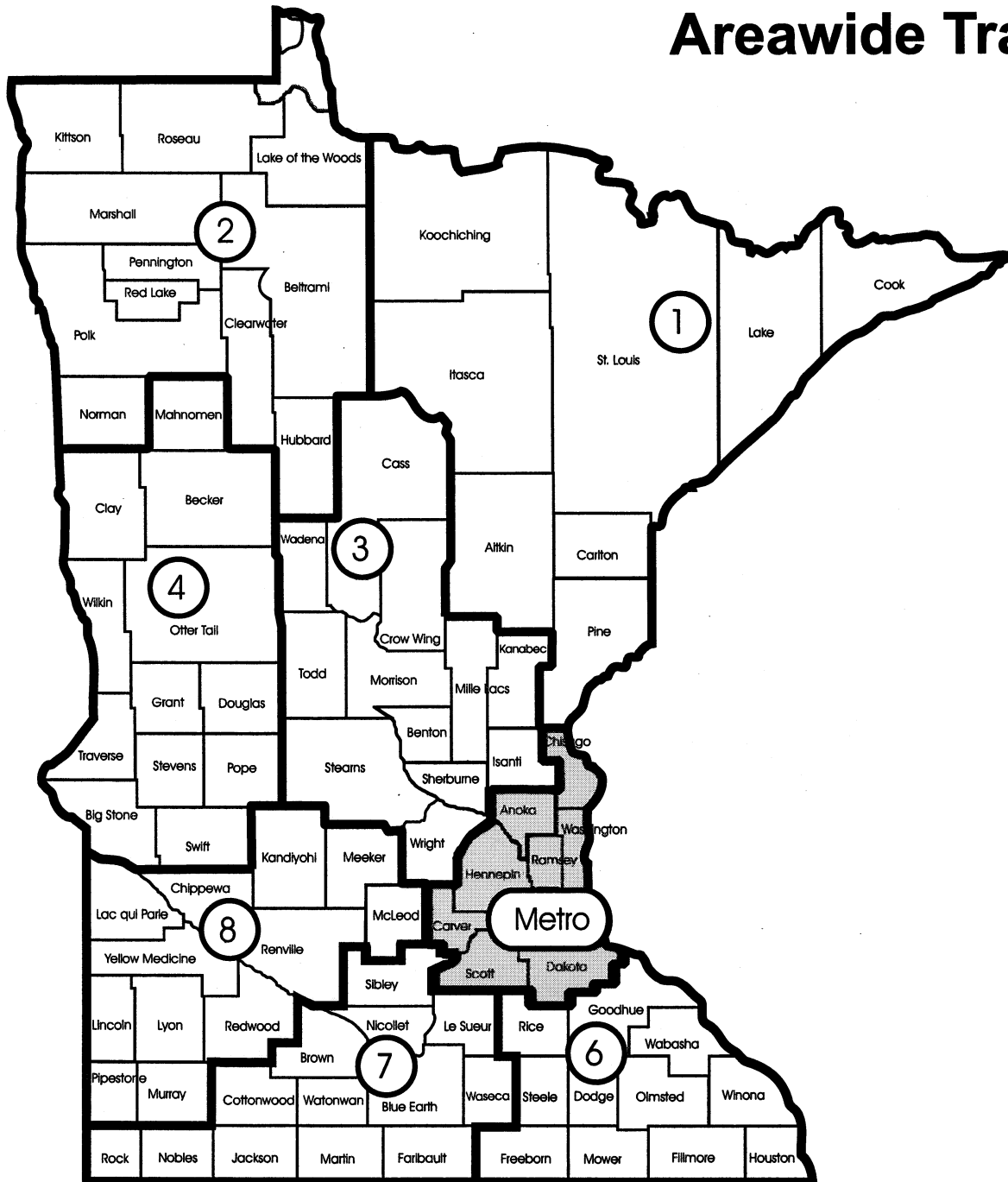
Seq #	Route System	Project Number	Agency	Description	Miles	Program	Type of Work	Proposed Funds	Total	FHWA	AC	FTA	TH	Other
1305	TH 23	3408-15 & 7304-13 & 7305-104	MN/DOT	150 FEET WEST OF KANDIYOHI CSAH 6 TO 100 FEET WEST OF 263RD AVE (T-814), BUILD A BYPASS AROUND PAYNESVILLE (AC PROJECT, PAYBACK IN FY 2010 & 2011)	7.4	MC	GRADE,SURFACE & BRIDGE	NHS	12,811,423	5,811,423	21,188,577	0	7,000,000	0
1306	TH 23	4203-40	MN/DOT	JCT. TH 19 TO 0.9 MI. N. OF COUNTY ROAD 33 IN MARSHALL, LENGTHEN 4 LANE	2.4	MC	GRADE AND SURFACE	NHS	1,488,000	1,190,400	0	0	297,600	0
1306	TH 23	4203-40A	MN/DOT	**MN155** JCT. TH 19 TO 0.9 MI. N. OF COUNTY ROAD 33 IN MARSHALL, LENGTHEN 4 LANE (2009 CONVERSION)	2.4	MC	GRADE AND SURFACE	HPP	2,806,143	2,244,914	447,168	0	561,229	0
1307	TH 23	4203-42	MN/DOT	0.9 MILES N. OF CSAH 33 NEAR MARSHALL TO CSAH 24 NEAR COTTONWOOD, 3" MILL & 8.5" CONCRETE OVERLAY PLUS PASSING LANES.	8.3	RD	UNBONDED CONCRETE OVERLAY	NHS	8,300,000	6,640,000	0	0	1,660,000	0
1308	TH 23	7304-13RW3	MN/DOT	*MN112* PURCHASE R/W FOR PAYNESVILLE BY-PASS (2009 CONVERSION)	7.4	RW	RIGHT OF WAY	HPP	2,133,624	1,706,899	340,000	0	426,725	0
1308	TH 23	7304-13RW3	MN/DOT	*MN220* PURCHASE R/W FOR PAYNESVILLE BY-PASS (2009 CONVERSION)	7.4	RW	RIGHT OF WAY	HPP	2,667,030	2,133,624	425,000	0	533,406	0
1308	TH 23	7304-13RW3	MN/DOT	*MN207* PURCHASE R/W FOR PAYNESVILLE BY-PASS (2009 CONVERSION)	7.4	RW	RIGHT OF WAY	HPP	1,706,899	1,365,519	272,000	0	341,380	0
1308	TH 23	7304-13RW3	MN/DOT	*MN234* PURCHASE R/W FOR PAYNESVILLE BY-PASS (2009 CONVERSION)	7.4	RW	RIGHT OF WAY	HPP	1,066,811	853,449	170,000	0	213,362	0
1309	TH 24	4711-20	MN/DOT	BRIDGE 10 MILES NORTH OF LITCHFIELD, REPLACE BRIDGE 5388.	0.7	BR	BRIDGE REPLACEMENT	STP	1,670,000	1,336,000	0	0	334,000	0
1310	TH 999	8808-AM-09	MN/DOT	DISTRICTWIDE SETASIDES - MUNICIPAL AGREEMENTS - 2009	0.0	AM	COOP. CONST. AGREEMENT	SF	300,000	0	0	0	300,000	0
1311	TH 999	8808-CA-09	MN/DOT	DISTRICTWIDE SETASIDES - CONSULTANT AGREEMENTS - 2009	0.0	CA	MISCELLANEOUS	SF	1,300,000	0	0	0	1,300,000	0
1312	TH 999	8808-DA-09	MN/DOT	DISTRICTWIDE SETASIDES - DETOUR AGREEMENTS - 2009	0.0	RS	MISCELLANEOUS	SF	300,000	0	0	0	300,000	0
1313	TH 999	8808-MA-09	MN/DOT	DISTRICTWIDE SETASIDES - MISC AGREEMENTS - 2009	0.0	MA	MISCELLANEOUS	SF	50,000	0	0	0	50,000	0
1314	TH 999	8808-PM-09	MN/DOT	DISTRICTWIDE SETASIDES - PREVENTIVE MAINTENANCE - 2009	0.0	PM	MISCELLANEOUS	SF	1,000,000	0	0	0	1,000,000	0
1315	TH 999	8808-RB-09	MN/DOT	DISTRICTWIDE SETASIDES - LANDSCAPE PARTNERSHIP PROGRAM - 2009	0.0	RB	LANDSCAPE PARTNERSHIP	SF	40,000	0	0	0	40,000	0
1316	TH 999	8808-RW-09	MN/DOT	DISTRICTWIDE SETASIDES - RIGHT OF WAY - 2009	0.0	RW	RIGHT OF WAY	SF	100,000	0	0	0	100,000	0
1317	TH 999	8808-RX-09	MN/DOT	DISTRICTWIDE SETASIDES - ROAD REPAIR - 2009	0.0	RX	ROAD REPAIR	SF	500,000	0	0	0	500,000	0

ATP: 8
Fiscal Year: 2009

STIP for FY 2007-2009

Seq #	Route System	Project Number	Agency	Description	Miles	Program	Type of Work	Proposed Funds	Total	FHWA	AC	FTA	TH	Other
1318	TH 999	8808-SA-09	MN/DOT	DISTRICTWIDE SETASIDES - CONSTRUCTION OVERRUNS AND SUPP AGREE - 2009	0.0	SA	SUPP. AGREE. & COST OVERRUNS	SF	1,150,000	0	0	0	1,150,000	0
1319	TH 999	8808-SC-09	MN/DOT	DISTRICTWIDE SETASIDES - MISC CONSTRUCTION - 2009	0.0	RS	MISCELLANEOUS	SF	1,078,567	0	0	0	1,078,567	0
Summary for Year = 2009 (52 projects)									58,138,916	31,609,325	23,642,745	998,646	17,231,080	8,299,865

Areawide Transportation Partnership (ATP) Boundaries



METRO DISTRICT

Metro Division Engineer

Khani Sahebjam

(651) 582-1360

Waters Edge Building

1500 W County Road B-2

Roseville, Minnesota 55113-3174

General Information: (651) 582-1000

FAX: (651) 582-1131

Seq #	Route System	Project Number	Agency	Description	Miles	Program	Type of Work	Proposed Funds	Total	FHWA	AC	FTA	TH	Other
1320	BB	TRF-0009-07	MN/DOT	SECT 5311: CARVER COUNTY TRANSIT OPERATING ASSISTANCE	0.0	OB	OPERATE BUS	FTA	460,041	0	0	88,100	0	371,941
1321	BB	TRF-0051-07	MN/DOT	SECT 5311: SCOTT COUNTY TRANSIT OPERATING ASSISTANCE	0.0	OB	OPERATE BUS	FTA	1,463,755	0	0	98,700	0	1,365,055
1322	BB	TRF-3703-07	MN/DOT	SECT 5311: CITY OF HASTINGS TRANSIT OPERATING ASSISTANCE	0.0	OB	OPERATE BUS	FTA	317,631	0	0	42,600	0	275,031
1323	BB	TRF-9028-03	MN/DOT	SECT 5309: NORTHSTAR CORRIDOR-PRELIMINARY ENGINEERING, RIGHT OF WAY, ETC (2003 APPROPRIATION)	0.0	B3	PLANNING	FTA	6,250,000	0	0	5,000,000	0	1,250,000
1324	BB	TRF-9028-04	MN/DOT	SECT 5309:NORTHSTAR CORRIDOR - FINAL DESIGN, ETC (2004 APPROPRIATION)	0.0	B3	PLANNING	FTA	7,073,785	0	0	5,659,028	0	1,414,757
1325	BB	TRF-9028-05	MN/DOT	SECT 5309:NORTHSTAR CORRIDOR - CONSTRUCTION/VEHICLE PURCHASE, ETC (2005 APPROPRIATION)	0.0	B3	PLANNING	FTA	6,200,000	0	0	4,960,000	0	1,240,000
1326	BB	TRF-9028-07	MN/DOT	SECT 5309: NORTHSTAR CORRIDOR -CONSTRUCTION & START UP COSTS(OTHER \$\$ FROM 2006 STATE OMNIBUS BONDS)	0.0	B3	PLANNING	FTA	12,500,000	0	0	10,000,000	0	2,500,000
1327	BB	TRF-RCRRA-07	RAMSEY COUNTY	SECT 5339: RED ROCK/RUSH LINE/CENTRAL CORRIDOR STUDIES-ALTERNATIVE ANALYSES	0.0	AA	BUS GRANT CAPITAL IMPROVEMENT	FTA	2,475,000	0	0	1,980,000	0	495,000
1328	BB	TRF-RCRRA-07A	RAMSEY COUNTY	SECT 5309: UNION DEPOT MULTIMODAL TRANSIT FACILITY IN ST PAUL	0.0	B3	BUS GRANT CAPITAL IMPROVEMENT	FTA	501,600	0	0	401,280	0	100,320
1329	BB	TRF-RLTF-07	MNDOT	SECT 5309: RUSHLINE CORRIDOR-CONSTRUCT BUS AMENITIES(2006 APPROPRIATION)	0.0	B3	BUS GRANT CAPITAL IMPROVEMENT	FTA	376,200	0	0	300,960	0	75,240
1330	BB	TRF-STPL-05	ST PAUL PARK/REC	SECT 5309: PURCHASE/LEASE SMALL BUSES TO PROVIDE SHUTTLE FROM FAIRGROUNDS TO COMO PARK-COMO RIDER(2005 APPROPRIATIONS ACT)	0.0	B3	PURCHASE BUS	FTA	1,875,000	0	0	1,500,000	0	375,000
1331	BB	TRF-TCMT-06	MET COUNCIL - MT	SECT 5307: TWIN CITIES MET COUNCIL MT-PURCHASE 40-FOOT & ARTICULATED BUSES	0.0	B9	PURCHASE BUS	FTA	27,000,000	0	0	21,600,000	0	5,400,000
1332	BB	TRF-TCMT-06B	MET COUNCIL - MT	SECT 5307: TWIN CITIES MET COUNCIL MT-BUS GARAGE-FTH 2	0.0	B9	BUS CAPITAL IMPROVEMENT	FTA	7,650,000	0	0	6,120,000	0	1,530,000
1333	BB	TRF-TCMT-07	MET COUNCIL-MT	SECT 5309 FIXED GUIDEWAY: TWIN CITIES MET COUNCIL MT-FTH 2 GARAGE-PARTIAL	0.0	B3	BUS GRANT CAPITAL IMPROVEMENT	FTA	6,250,000	0	0	5,000,000	0	1,250,000

Seq #	Route System	Project Number	Agency	Description	Miles	Program	Type of Work	Proposed Funds	Total	FHWA	AC	FTA	TH	Other
1334	BB	TRF-TCMT-07A	MET COUNCIL - MT	SECT 5307: TWIN CITIES MET COUNCIL MT-ASSOCIATED CAPITAL MAINTENANCE-BUS	0.0	B9	BUS GRANT CAPITAL IMPROVEMENT	FTA	2,500,000	0	0	2,000,000	0	500,000
1335	BB	TRF-TCMT-07AA	MET COUNCIL-MT	SECT 5309: TWIN CITIES MET COUNCIL MT-NORTHWEST CORRIDOR(BOTTINEAU BLVD)-2006	0.0	B3	BUS GRANT CAPITAL IMPROVEMENT	FTA	1,250,000	0	0	1,000,000	0	250,000
1336	BB	TRF-TCMT-07B	MET COUNCIL - MT	SECT 5307: TWIN CITIES MET COUNCIL MT-ASSOCIATED CAPITAL MAINTENANCE-LRT	0.0	B9	BUS CAPITAL IMPROVEMENT	FTA	312,500	0	0	250,000	0	62,500
1337	BB	TRF-TCMT-07BB	MET COUNCIL-MT	SECT 5309: TWIN CITIES MET COUNCIL MT-UNION DEPOT(2006)	0.0	B3	BUS GRANT CAPITAL IMPROVEMENT	FTA	487,500	0	0	390,000	0	97,500
1338	BB	TRF-TCMT-07C	MET COUNCIL - MT	SECT 5307: TWIN CITIES MET COUNCIL MT-PREVENTIVE MAINTENANCE	0.0	B9	BUS CAPITAL IMPROVEMENT	FTA	7,500,000	0	0	6,000,000	0	1,500,000
1339	BB	TRF-TCMT-07CC	MET COUNCIL-MT	SECT 5309: TWIN CITIES MET COUNCIL MT-46TH ST BRT STATION(2006)	0.0	B3	BUS GRANT CAPITAL IMPROVEMENT	FTA	1,250,000	0	0	1,000,000	0	250,000
1340	BB	TRF-TCMT-07D	MET COUNCIL - MT	SECT 5307: TWIN CITIES MET COUNCIL MT-1% TRANSIT ENHANCEMENTS(SIGNS, ART, SHELTERS)	0.0	B9	BUS CAPITAL IMPROVEMENT	FTA	550,000	0	0	440,000	0	110,000
1341	BB	TRF-TCMT-07DD	MET COUNCIL-MT	SECT 5309: TWIN CITIES MET COUNCIL MT-CENTRAL CORRIDOR LRT-PRELIMINARY ENGINEERING(2006 APPROPRIATIONS ACT)	0.0	B3	BUS GRANT CAPITAL IMPROVEMENT	FTA	2,450,250	0	0	1,960,200	0	490,050
1342	BB	TRF-TCMT-07E	MET COUNCIL - MT	SECT 5307: TWIN CITIES MET COUNCIL MT-1% SAFETY/SECURITY PROJECTS	0.0	B9	BUS CAPITAL IMPROVEMENT	FTA	550,000	0	0	440,000	0	110,000
1343	BB	TRF-TCMT-07EE	MET COUNCIL	SECT 5316: TWIN CITIES MET COUNCIL-JOB ACCESS/REVERSE COMMUTE PROJECTS (IND PROJECTS TBN)-2005/2006	0.0	JA	BUS GRANT CAPITAL IMPROVEMENT	FTA	2,000,000	0	0	1,000,000	0	1,000,000
1344	BB	TRF-TCMT-07F	MET COUNCIL - MT	SECT 5307: TWIN CITIES MET COUNCIL MT-0.5% TRANSIT STAFF TRAINING	0.0	B9	BUS CAPITAL IMPROVEMENT	FTA	275,000	0	0	220,000	0	55,000
1345	BB	TRF-TCMT-07FF	MET COUNCIL-MTS	SECT 5317: TWIN CITIES MET COUNCIL MTS-NEW FREEDOMS (IND PROJECTS TBN)2006	0.0	NF	BUS GRANT CAPITAL IMPROVEMENT	FTA	636,224	0	0	508,979	0	127,245
1346	BB	TRF-TCMT-07G	MET COUNCIL - MT	SECT 5309 FIXED GUIDEWAY: TWIN CITIES MET COUNCIL MT-LRT MODULAR OVERHAUL OF COMPONENTS	0.0	B3	BUS GRANT CAPITAL IMPROVEMENT	FTA	500,000	0	0	400,000	0	100,000
1347	BB	TRF-TCMT-07GG	MET COUNCIL-MTS	SECT 5317: TWIN CITIES MET COUNCIL MTS-NEW FREEDOMS (IND PROJECTS TBN)2007	0.0	NF	BUS GRANT CAPITAL IMPROVEMENT	FTA	660,694	0	0	528,555	0	132,139

Seq #	Route System	Project Number	Agency	Description	Miles	Program	Type of Work	Proposed Funds	Total	FHWA	AC	FTA	TH	Other
1348	BB	TRF-TCMT-07J	MET COUNCIL - MTS	SECT 5307: TWIN CITIES MET COUNCIL MTS-METRO MOBILITY CAPITAL COST OF CONTRACTING FOR SERVICES	0.0	B9	BUS CAPITAL IMPROVEMENT	FTA	5,312,500	0	0	4,250,000	0	1,062,500
1349	BB	TRF-TCMT-07K	MET COUNCIL - MT	SECT 5307: TWIN CITIES MET COUNCIL MT-CAPITAL LEASE-TIRES	0.0	B9	BUS GRANT CAPITAL IMPROVEMENT	FTA	1,250,000	0	0	1,000,000	0	250,000
1350	BB	TRF-TCMT-07L	MET COUNCIL - MTS	SECT 5307: TWIN CITIES MET COUNCIL MTS-REGIONAL FLEET CAPITAL COST OF CONTRACTING FOR SERVICE	0.0	B9	BUS GRANT CAPITAL IMPROVEMENT	FTA	9,500,000	0	0	7,600,000	0	1,900,000
1351	BB	TRF-TCMT-07M	MET COUNCIL - MT	SECT 5307: TWIN CITIES MET COUNCIL MT-28TH AVE CERT OF PART (COP)	0.0	B9	BUS GRANT CAPITAL IMPROVEMENT	FTA	4,500,000	0	0	3,600,000	0	900,000
1352	BB	TRF-TCMT-07MM	MET COUNCIL - MT	SECT 5307: TWIN CITIES MET COUNCIL MT-28TH AVE ADVANCE CONSTRUCTION	0.0	B9	BUS GRANT CAPITAL IMPROVEMENT	FTA	25,000,000	0	0	7,200,000	0	17,800,000
1353	BB	TRF-TCMT-07N	MET COUNCIL - MT	SECT 5307: TWIN CITIES MET COUNCIL MT-TRANSIT BUSINESS COMPUTER SYSTEMS (HW & SW)	0.0	B9	BUS GRANT CAPITAL IMPROVEMENT	FTA	2,500,000	0	0	2,000,000	0	500,000
1354	BB	TRF-TCMT-07P	MET COUNCIL - U OF M	SECT 5307: TWIN CITIES MET COUNCIL U OF M-U OF MN CONTRACT BUS SERVICE OR BUS ACQUISITION (2006 & 2007)	0.0	B9	BUS GRANT CAPITAL IMPROVEMENT	FTA	750,000	0	0	600,000	0	150,000
1355	BB	TRF-TCMT-07Q	MET COUNCIL - MT	SECT 5309 FIXED GUIDEWAY: TWIN CITIES MET COUNCIL MT-TVM'S	0.0	B3	BUS GRANT CAPITAL IMPROVEMENT	FTA	300,000	0	0	240,000	0	60,000
1356	BB	TRF-TCMT-07R	MET COUNCIL - MT	SECT 5307: TWIN CITIES MET COUNCIL MT-PURCHASE BUSES-GROWTH	0.0	B9	PURCHASE BUS	FTA	15,000,000	0	0	12,000,000	0	3,000,000
1357	BB	TRF-TCMT-07S	MET COUNCIL - MT	SECT 5309 FIXED GUIDEWAY: TWIN CITIES MET COUNCIL MT-RAIL SYSTEM FACILITIES BLDG	0.0	B3	BUS CAPITAL IMPROVEMENT	FTA	3,000,000	0	0	2,400,000	0	600,000
1358	BB	TRF-TCMT-07T	MET COUNCIL	SECT 5316: TWIN CITIES MET COUNCIL-JOB ACCESS/REVERSE COMMUTE PROJECTS-2007	0.0	JA	BUS GRANT CAPITAL IMPROVEMENT	FTA	2,000,000	0	0	1,000,000	0	1,000,000
1359	BB	TRF-TCMT-07U	MET COUNCIL - MTS	SECT 5307: TWIN CITIES MET COUNCIL MTS-REGIONAL FLEET BUS PURCHASE	0.0	B9	PURCHASE BUS	FTA	3,750,000	0	0	3,000,000	0	750,000
1380	BB	TRF-TCMT-07V	MET COUNCIL-MT	SECT 5309 FIXED GUIDEWAY: TWIN CITIES MET COUNCIL MT-135W TRANSITWAY -35W STATIONS INCLUDING 46TH ST (OTHER \$3.3M 2006 STATE OMNIBUS BONDING \$\$)	0.0	B3	BUS GRANT CAPITAL IMPROVEMENT	FTA	7,300,000	0	0	4,000,000	0	3,300,000

Seq #	Route System	Project Number	Agency	Description	Miles	Program	Type of Work	Proposed Funds	Total	FHWA	AC	FTA	TH	Other
1361	BB	TRF-TCMT-07W	MET COUNCIL-MT	SECT 5309: TWIN CITIES MET COUNCIL MT-NORTHWEST CORRIDOR (BOTTINEAU BLVD)-2005	0.0	B3	BUS GRANT CAPITAL IMPROVEMENT	FTA	3,644,168	0	0	2,915,334	0	728,834
1362	BB	TRF-TCMT-07X	MET COUNCIL-MT	SECT 5309 FIXED GUIDEWAY: TWIN CITIES MET COUNCIL MT-LIGHT RAIL VEHICLES	0.0	B3	BUS GRANT CAPITAL IMPROVEMENT	FTA	10,000,000	0	0	8,000,000	0	2,000,000
1363	BB	TRF-TCMT-07Y	MET COUNCIL-MT	SECT 5309 FIXED GUIDEWAY: TWIN CITIES MET COUNCIL MT-LRT CONTROL SYSTEM REPLACEMENT EQUIPMENT	0.0	B3	BUS GRANT CAPITAL IMPROVEMENT	FTA	250,000	0	0	200,000	0	50,000
1364	BB	TRF-TCMT-08D	MET COUNCIL-MT	SECT 5307: TWIN CITIES MET COUNCIL MT-UST REPLACEMENTS	0.0	B9	BUS GRANT CAPITAL IMPROVEMENT	FTA	6,000,000	0	0	4,800,000	0	1,200,000
1365	BB	TRF-TCMT-08H	MET COUNCIL-MTS	SECT 5307: TWIN CITIES MET COUNCIL MTS-SWMT COP	0.0	B9	BUS GRANT CAPITAL IMPROVEMENT	FTA	500,000	0	0	400,000	0	100,000
1366	BB	TRS-7068-07A	MNDOT	HEARTLAND EXPRESS-PURCHASE CLASS 400 BUS	0.0	TR	PURCHASE BUS	STP	54,000	43,200	0	0	0	10,800
1367	BB	TRS-RCRRA-06	RAMSEY COUNTY	SECT 1301: UNION DEPOT MULTIMODAL TRANSIT FACILITY IN ST PAUL (OTHER \$\$ INCLUDE \$3.5M OF 2006 STATE BONDS)	0.0	TR	MISCELLANEOUS	PNRS	19,437,500	12,750,000	0	0	0	6,687,500
1368	BB	TRS-RCRRA-07	RAMSEY COUNTY	SECT 1301: UNION DEPOT MULTIMODAL TRANSIT FACILITY IN ST PAUL	0.0	TR	MISCELLANEOUS	PNRS	13,281,250	10,625,000	0	0	0	2,656,250
1369	CMAQ	CM-05-10	CITY OF RAMSEY	PROVIDE EXPRESS BUS SERVICE BETWEEN THE CITY OF RAMSEY AND MPLS-9(AC PROJECT, PAYBACK IN 2009, 2010, 2011)	0.0	TR	BUS GRANT CAPITAL IMPROVEMENT	CMAQ	310,280	0	1,241,118	0	0	310,280
1370	RR	19-00134	MN/DOT	UP@CNTY 73, AKRON AVE, ROSEMOUNT, INSTALL SIGNALS & GATES	0.0	SR	RR X-ING IMPROVEMENTS	RRS	193,900	174,510	0	0	0	19,390
1371	RR	27-00268	MN/DOT	UP@ZANE AVE, MSAS 408, GOLDEN VALLEY, INSTALL SIGNALS & GATES	0.0	SR	RR X-ING IMPROVEMENTS	RRS	193,900	174,510	0	0	0	19,390
1372	RR	27-00269	MN/DOT	PR@W 76TH ST., RICHFIELD, INSTALL FLASHING LIGHT SIGNALS	0.0	SR	RR X-ING IMPROVEMENTS	RRS	166,200	149,580	0	0	0	16,620
1373	RR	27-00270	MN/DOT	BNSF@27TH AVE NE, MPLS, INSTALL SIGNALS & GATES	0.0	SR	RR X-ING IMPROVEMENTS	RRS	193,900	174,510	0	0	0	19,390
1374	RR	27-00271	MN/DOT	UP@MEDICINE LAKE DR, PLYMOUTH, INSTALL SIGNALS & GATES	0.0	SR	RR X-ING IMPROVEMENTS	RRS	193,900	174,510	0	0	0	19,390

Seq #	Route System	Project Number	Agency	Description	Miles	Program	Type of Work	Proposed Funds	Total	FHWA	AC	FTA	TH	Other
1375	RR	62-00192	MN/DOT	MNNR@TERMINAL RD., ROSEVILLE, INSTALL SIGNALS & GATES	0.0	SR	RR X-ING IMPROVEMENTS	RRS	193,900	174,510	0	0	0	19,390
1376	RR	62-00193	MN/DOT	CP@JAMES AVE, ST. PAUL, INSTALL SIGNALS & GATES	0.0	SR	RR X-ING IMPROVEMENTS	RRS	193,900	174,510	0	0	0	19,390
1377	RR	62-00198	MN/DOT	MNNR@LONG LAKE RD., ROSEVILLE-INSTALL CANTILEVERS & GATES	0.0	SR	RR X-ING IMPROVEMENTS	RRS	277,000	249,300	0	0	0	27,700
1378	RR	82-00136	MN/DOT	ZEP@CSAH 15, MANNING AVE N, WASHINGTON COUNTY, INSTALL SIGNALS & GATES	0.0	SR	RR X-ING IMPROVEMENTS	RRS	277,000	249,300	0	0	0	27,700
1379	CR	02-596-09	ANOKA COUNTY	**MN130**RIGHT OF WAY ACQUISITION FOR MISS RIVER BR CONNECTING I-94 AND TH 10 BETWEEN TH 169 & TH 101(AC PROJECT, AC PAYBACK IN 2008 & 2009)	0.0	RW	RIGHT OF WAY	HPP	578,000	408,000	408,000	0	0	170,000
1380	CSAH 9	02-609-14	ANOKA COUNTY	ROUND LK BLVD(CSAH 9) AT NORTHDALE BLVD(CR 79) IN COON RAPIDS, DUAL LEFT TURN LANES, TRAF SIGNAL REVISION, ETC	0.1	SH	TRAFFIC SIGNAL REVISION	HSIP	166,200	149,580	0	0	0	16,620
1381	CSAH 14	02-614-24	ANOKA COUNTY	I-35W TO I-35E IN CENTERVILLE & LINO LAKES, RECONSTRUCT, SIGNALS, ETC	3.3	RC	GRADE AND SURFACE	UG	14,300,000	6,523,550	0	0	0	7,776,450
1382	CSAH 14	02-614-29	ANOKA COUNTY	**MN159**AT I-35E/MAIN ST INTERCHANGE IN LINO LAKES, PRELIMINARY DESIGN FOR RECONSTRUCTIN OF INTERCHANGE(AC PROJECT-PAYBACK IN 2008, 2009)	0.0	PL	PLANNING	HPP	578,000	408,000	408,000	0	0	170,000
1383	CSAH 49	02-649-01	ANOKA COUNTY	CSAH 49 OVER RICE CREEK IN LINO LAKES, REPLACE BR 4711(SELECTED FOR REGIONAL BIR \$\$, BUT BEING DONE WITH 100% BR BONDS)	0.0	BR	BRIDGE REPLACEMENT	BR	0	0	0	0	0	0
1384	CSAH 78	02-678-16	ANOKA COUNTY	S OF TH 242 IN COON RAPIDS TO N OF CSAH 116 IN ANDOVER, RECONSTRUCT TO 4 LANES, SIGNALS, ETC	2.0	RC	GRADE AND SURFACE	UG	9,580,000	4,744,400	0	0	0	4,835,600
1385	CSAH 14	13-614-06	CHISAGO COUNTY	TH 8 IN LINDSTROM TO LINDO TRAIL & FRONTAGE RD S OF TH 8 IN LINDSTROM, RECONSTRUCT	3.8	RC	GRADE AND SURFACE	STP	4,500,000	2,941,528	0	0	0	1,558,472
1386	CSAH 17	13-617-05AC1	CHISAGO COUNTY	**MN184**AT I-35 IN LENT TWP-CONSTRUCT RAMPS, NEW BRIDGE, AND RECONSTRUCT CSAH 17 FROM W CO LINE TO CSAH 30(AC PAYBACK)	0.0	MC	GRADE,SURFACE & BRIDGE	HPP	954,821	954,821	0	0	0	0
1387	PED/BIKE	19-090-07	DAKOTA COUNTY	COMPLETE EXISTING SOUTH ST. PAUL RIVERFRONT TRAIL AND CONNECT TO BKWY AT 70TH ST IN INVER GROVE HTS, CONSTRUCT MISS RIVER REGIONAL TRAIL - NORTHERN SEGMENT	2.4	EN	GRADE AND SURFACE	TEA	891,940	713,552	0	0	0	178,388
1388	BB	19-596-05	DAKOTA COUNTY	**MN170** CEDAR AVE BUSWAY IN DAKOTA COUNTY-RIGHT OF WAY ACQUISITION(OTHER \$\$ FROM 2005/2006 STATE BONDS)	0.0	RW	RIGHT OF WAY	HPP	2,250,000	1,800,000	668,000	0	0	450,000

Seq #	Route System	Project Number	Agency	Description	Miles	Program	Type of Work	Proposed Funds	Total	FHWA	AC	FTA	TH	Other
1389	BB	19-596-06A	DAKOTA COUNTY	SECT 5309: CEDAR AVE BUSWAY IN DAKOTA COUNTY- CONSTRUCTION (2006 APPROPRIATIONS ACT-OTHER \$\$ FROM 2005/2006 STATE BONDS)	0.0	B3	BUS GRANT CAPITAL IMPROVEMENT	FTA	937,500	0	0	750,000	0	187,500
1390	BB	19-596-07	DAKOTA COUNTY	**MN170** CEDAR AVE BUSWAY IN DAKOTA COUNTY- PRELIMINARY DESIGN (OTHER \$\$ FROM 2005/2006 STATE BONDS)	0.0	PL	PLANNING	HPP	625,000	500,000	0	0	0	125,000
1391	CSAH 42	19-642-44	DAKOTA COUNTY	**MN223** AT TH 52 INTERCHANGE IN ROSEMOUNT-RIGHT OF WAY FOR RECONSTRUCTION OF INTERCHANGE(AC PROJECT-PAYBACK IN 2008, 2009)	0.0	RW	RIGHT OF WAY	HPP	1,447,500	828,750	828,750	0	0	618,750
1392	CSAH 42	19-642-45	DAKOTA COUNTY	**MN223** AT TH 52 INTERCHANGE IN ROSEMOUNT - PRELIM ENGINEERING FOR RECONSTRUCTION OF INTERCHANGE (AC PROJECT, PAYBACK IN 2008, 2009)	0.0	PL	PLANNING	HPP	1,447,500	828,750	828,750	0	0	618,750
1393	TH 55	27-030-14	HENNEPIN COUNTY	**MN120** ENVIRONMENTAL STUDIES AND RIGHT OF WAY ACQUISITION FOR TH 55 CORRIDOR PROTECTION PROJECT	0.0	PL	PLANNING	HPP	850,000	680,000	0	0	0	170,000
1394	PED/BIKE	27-090-08	HENNEPIN COUNTY	NEAR 36TH AVE & CSAH 81 IN ROBBINSDALE, CONSTRUCT PEDESTRIAN/BIKE BRIDGE ("OTHER FHWA" IS TCSP FUNDS)	0.0	BT	PEDESTRIAN BIKE BRIDGE	FFM	937,500	750,000	0	0	0	187,500
1395	CSAH 19	27-090-13	HENNEPIN COUNTY	BAKER PARK RESERVE TO MAPLE PARK IN MEDINA, CONSTRUCT CSAH 19 MULTI-USE TRAIL(PHASE I)	1.1	EN	GRADE AND SURFACE	TEA	1,700,000	399,589	0	0	0	1,300,411
1396	CSAH 1	27-601-35	HENNEPIN COUNTY	W OF SHETLAND RD TO E OF TH 212 IN EDEN PRAIRIE- RECONSTRUCT, SIGNALS, ETC	2.5	RC	GRADE AND SURFACE	UG	17,000,000	3,036,416	0	0	0	13,963,584
1397	CSAH 3	27-603-33	HENNEPIN COUNTY	DUPONT AVE TO BLAISDELL AVE IN MINNEAPOLIS, LAKE STREET STREETScape IMPROVEMENT	1.1	EN	LANDSCAPING	TEA	10,650,000	644,224	0	0	0	10,005,776
1398	CSAH 5	27-605-22	HENNEPIN COUNTY	CSAH 5, MINNETONKA BLVD OVER HUTCHINSON SPUR TRAIL, REPLACE BR 27501	0.0	BR	BRIDGE REPLACEMENT	BR	2,100,000	189,776	0	0	0	1,910,224
1399	CSAH 61	27-661-34	HENNEPIN COUNTY	NORTH OF BREN RD TO SOUTH OF CSAH 3 IN MINNETONKA- RECONSTRUCT TO A 4-LANE HWY, PED/BIKE PATH, INTERSECTION IMPROVEMENTS, SIGNALS, ETC(AC PROJECT, PAYBACK IN FY 2009)	1.5	RC	GRADE AND SURFACE	UG	11,356,000	0	5,544,000	0	0	11,356,000
1400	CSAH 61	27-661-37	HENNEPIN COUNTY	SHADY OAK RD OVER HCRRRA CORRIDOR, REPLACE BR 90596	0.0	BR	BRIDGE REPLACEMENT	BR	1,100,000	880,000	0	0	0	220,000
1401	CSAH 73	27-673-08	HENNEPIN COUNTY	HOPKINS CROSSROAD OVER BNSF RR, REPLACE BR 27518	0.0	BR	BRIDGE REPLACEMENT	BR	2,325,000	910,000	0	0	0	1,415,000
1402	CSAH 101	27-701-13	HENNEPIN COUNTY	S OF 14TH AVE TO 30TH AVE IN PLYMOUTH, RECONSTRUCT, SIGNALS, ETC	1.4	RC	GRADE AND SURFACE	UG	18,000,000	5,408,616	0	0	0	12,591,384

Seq #	Route System	Project Number	Agency	Description	Miles	Program	Type of Work	Proposed Funds	Total	FHWA	AC	FTA	TH	Other
1403	BB	62-030-09	RAMSEY COUNTY	CENTRAL CORRIDOR LRT-PRELIMINARY ENGINEERING	0.0	TR	BUS GRANT CAPITAL IMPROVEMENT	STP	5,625,000	4,500,000	0	0	0	1,125,000
1404	TH 36	62-596-01	NORTH ST PAUL	**MN089** AT MCKNIGHT RD IN NO ST PAUL-CONSTRUCT INTERCHANGE (2005 APPROPRIATIONS ACT)	0.0	MC	GRADE,SURFACE & BRIDGE	FFM	737,946	737,946	0	0	0	0
1405	CSAH 16	62-616-04	RAMSEY COUNTY	**MN149**VADNAIS BLVD AT RICE ST/I-694 INTERCHANGE IN VADNAIS HTS-RIGHT OF WAY FOR REALINEMENT (AC PROJECT, PAYBACK IN 2008,2009)	0.0	RW	RIGHT OF WAY	HPP	578,000	408,000	408,000	0	0	170,000
1406	CITY	62-665-42	RAMSEY COUNTY	WHITE BEAR AVE AT MARYLAND AVE IN ST PAUL, CHANNELIZATION, TRAFFIC SIGNAL, ETC	0.2	SH	CHANNELIZATION	HSIP	711,660	640,494	0	0	0	71,166
1407	CSAH 65	62-665-45	RAMSEY COUNTY	**MN135**AT I-694/WHITE BEAR AVE INTERCHANGE IN WHITE BEAR LAKE-PRELIMINARY ENGINEERING FOR RECONSTRUCTION (AC PROJECT, PAYBACK IN 2008, 2009)	0.0	PL	PLANNING	HPP	289,000	204,000	204,000	0	0	85,000
1408	CMAQ	70-596-01	SCOTT COUNTY	SITE PREPARATION TO CONSTRUCT 500 STALL PARK-N-RIDE SURFACE LOT SOUTH OF TH 169, EAST OF CSAH 18 IN THE CITY OF SHAKOPEE (AC PROJECT, PAYBACK IN FY 2009)	0.0	TR	BUS GRANT CAPITAL IMPROVEMENT	CMAQ	35,000	0	140,000	0	0	35,000
1409	CMAQ	70-596-02	SCOTT COUNTY	CONSTRUCT 500 STALL PARK-N-RIDE SURFACE LOT SOUTH OF TH 169, EAST OF CSAH 18 IN THE CITY OF SHAKOPEE(AC PROJECT-PAYBACK IN FY 2009)	0.0	TR	BUS GRANT CAPITAL IMPROVEMENT	CMAQ	681,260	0	1,125,040	0	0	681,260
1410	CSAH 21	70-621-23	SCOTT COUNTY	**MN161**RECONSTRUCTION OF CSAH 21 FROM FRANKLIN TR TO ADELMANN ST IN PRIOR LAKE(AC PROJECT, PAYBACK IN 2008,2009)	0.0	RC	GRADE AND SURFACE	HPP	1,849,600	1,305,600	1,305,600	0	0	544,000
1411	CSAH 2	82-602-13	WASHINGTON COUNTY	**MN165**AT I-35 INTERCHANGE IN FOREST LAKE-CORRIDOR DESIGN(AC PROJECT, PAYBACK IN 2008 & 2009)	0.0	PL	PLANNING	HPP	160,000	0	640,000	0	0	160,000
1412	CSAH 2	82-602-16	WASHINGTON COUNTY	**MN165**AT I-35 INTERCHANGE IN FOREST LAKE-RIGHT OF WAY ACQUISITION(AC PROJECT, PAYBACK IN 2008)	0.0	RW	RIGHT OF WAY	HPP	1,166,000	816,000	584,000	0	0	350,000
1413	CSAH 13	82-613-21	WASHINGTON COUNTY	ON RADIO DR(CSAH 13) FROM S OF PIONEER DR/AFTON RD TO S OF BAILEY RD(CSAH 18)-RECONSTRUCT FROM 2-LANE RURAL RDWY TO 4-LANE DIVIDED RDWY WITH SEPARATED PED/BIKE PATH(AC PROJECT-PAYBACK IN 2008)	1.9	RC	GRADE AND SURFACE	UG	9,872,320	0	4,927,680	0	0	9,872,320
1414	CSAH 15	82-615-20	WASHINGTON COUNTY	TH 36 TO 0.3 MI N OF CSAH 12 IN WASHINGTON CO, RECONSTRUCT, SIGNALS, ETC	1.8	RC	GRADE AND SURFACE	UG	6,309,000	4,839,288	0	0	0	1,469,712
1415	CSAH 18	82-618-14	WASHINGTON COUNTY	FROM UPPER 5TH ST N TO 7TH ST S IN THE CITIES OF LAKELAND AND LAKELAND SHORES-RECONSTRUCT TO A DIVIDED 2-LANE RDWY, TURN LANES, FRONTAGE RD, ETC(AC PROJECT, PAYBACK IN FY 2009)	1.3	RC	GRADE AND SURFACE	UG	957,960	0	2,042,040	0	0	957,960

ATP: M
Fiscal Year: 2007

STIP for FY 2007-2009

Seq #	Route System	Project Number	Agency	Description	Miles	Program	Type of Work	Proposed Funds	Total	FHWA	AC	FTA	TH	Other
1416	CSAH 19	82-619-18	WASHINGTON COUNTY	CSAH 19 (KEATS AVE) AND I-94 NORTH RAMPS-TRAFFIC SIGNAL & INTERCONNECT SYSTEM INSTALLATION(AC PROJECT, PAYBACK IN 2009)	0.0	SH	SPOT IMPROVEMENT	HSIP	63,000	0	567,000	0	0	63,000
1417	CSAH 81	90-595-08	MET COUNCIL - MT	CSAH 81 AND BROOKLYN BLVD IN BROOKLYN PARK, CONSTRUCT NEW 800-CAR PARK/RIDE LOT	0.0	TR	MISCELLANEOUS	CMAQ	7,617,500	6,094,000	0	0	0	1,523,500
1418	CSAH 19	90-595-10	MET COUNCIL - MT	CSAH 19 AND I-94 IN LAKE ELMO-CONSTRUCT NEW 500, CAR PARK/RIDE LOT	0.0	TR	BUS GRANT CAPITAL IMPROVEMENT	CMAQ	4,432,000	3,545,600	0	0	0	886,400
1419	PED/BIKE	91-090-31	MPLS PARK/REC BOARD	37TH AVE NE TO STINSON PKWY IN MPLS, ST ANTHONY PKWY BIKE TRAIL	2.5	EN	PEDESTRIAN BIKE TRAIL	TEA	1,130,354	904,283	0	0	0	226,071
1420	PED/BIKE	91-090-34	ST PAUL PARK/REC	COMO REGIONAL PARK PED/BIKE TRAIL, CONSTRUCT TRAIL & MISC IMPROVEMENTS	5.3	EN	PEDESTRIAN BIKE TRAIL	TEA	948,880	759,104	0	0	0	189,776
1421	PED/BIKE	91-090-35	THREE RIVERS PARK DISTRICT	36TH AVE N IN NEW HOPE & PLYMOUTH, CONSTRUCT PEDESTRIAN/BICYCLE BRIDGE 27R33 OVER TH 169	0.0	EN	PEDESTRIAN BIKE BRIDGE	TEA	1,041,520	833,216	0	0	0	208,304
1422	PED/BIKE	91-090-37	WASHINGTON COUNTY	HARDWOOD CREEK REG TRAIL NEAR FOREST LAKE, CONSTRUCT A TRAILHEAD FACILITY ADJ TO TRAIL WITH PARKING, RESTROOMS, LIGHTING AND INFO KIOSKS	0.0	EN	PED/BIKE IMPROVEMENT	TEA	277,000	221,600	0	0	0	55,400
1423	PED/BIKE	91-090-40	MPLS PARK/REC BOARD	FRANKLIN AVE TO FULTON ST/E RIVER PKWY IN MPLS, RECONSTRUCT E RIVER PKWY PED & BIKE TRAIL, SIGNS, LANDSCAPING, ETC	2.0	EN	PED/BIKE IMPROVEMENT	TEA	1,385,000	1,108,000	0	0	0	277,000
1424	PED/BIKE	91-090-51	SAINT PAUL	**MN181**BIKE TR/BRIDGE OVER RR AND WARNER RD FROM BRUCE VENTO REGIONAL TRAIL TO MISS RIVER CORR TRAIL IN ST PAUL-PRELIMINARY ENGINEERING	0.0	PL	PLANNING	HPP	637,500	510,000	102,000	0	0	127,500
1425	CMAQ	91-595-18	SOUTHWEST METRO TRANSIT COMMISSION	NEAR TH 101/TH 212, PASSENGER STATION,PARK/RIDE STALLS, ETC	0.0	TR	BUS GRANT CAPITAL IMPROVEMENT	CMAQ	3,200,000	1,565,652	0	0	0	1,634,348
1426	PED/BIKE	92-090-28	DNR	LUCE LINE TRAIL IN WATERTOWN AND HOLLYWOOD TWPS- REHAB & WIDEN FROM WATERTOWN TO THE MCLEOD CO LINE	8.0	EN	PED/BIKE IMPROVEMENT	TEA	354,560	283,648	0	0	0	70,912
1427	TH 10	103-010-16	CITY OF ANOKA	**MN196**US 10 CORRIDOR IMPROVEMENTS IN THE CITY OF ANOKA-DESIGN & RW ACQUISITION(AC PROJECT, PAYBACK IN 2008, 2009)	3.0	PL	PLANNING	HPP	867,000	612,000	612,000	0	0	255,000
1428	TH 10	103-010-16A	CITY OF ANOKA	**MN092** TH 10 IN ANOKA - DESIGN (2005 APPROPRIATIONS ACT)	3.0	PL	PLANNING	FFM	25,000	25,000	0	0	0	0
1429	CMAQ	103-080-02	CITY OF ANOKA	CONSTRUCT - 400- STALL STRUCTURED PARKING FACILITY ADJACENT TO PROPOSED NORTHSTAR COMMUTER RAIL STATION (AC PROJECT, AC PAYBACK IN FY 2010)	0.0	TR	BUS GRANT CAPITAL IMPROVEMENT	CMAQ	2,996,000	0	5,885,000	0	0	2,996,000

Seq #	Route System	Project Number	Agency	Description	Miles	Program	Type of Work	Proposed Funds	Total	FHWA	AC	FTA	TH	Other
1430	CITY	107-020-51	BLOOMINGTON	E BUSH LK RD FROM GR VALLEY DR TO 84TH & ON 84TH FROM E BUSH LK RD TO 8500 84TH, GEOMETRIC, TRAF CONTROL, TRAF MGMT, ETC IMPROVEMENTS	0.4	RC	GRADE AND SURFACE	UG	7,300,000	4,143,228	0	0	0	3,156,772
1431	CSAH 11	114-010-14	COON RAPIDS	HANSON BLVD (CSAH 11/ 78) AT TH 10 INTERCHANGE IN COON RAPIDS, RECONSTRUCT TO A SINGLE-POINT DIAMOND, REPLACE TH 10 BRIDGE, AND 0.39 MI OF CSAH 11	0.4	RC	GRADE,SURFACE & BRIDGE	UG	15,000,000	6,094,000	0	0	0	8,906,000
1432	PED/BIKE	127-090-04	FRIDLEY	TH 47 TO BNSF RR IN FRIDLEY, 85TH AVE TRAIL	0.8	EN	PEDESTRIAN BIKE TRAIL	TEA	1,130,000	904,000	0	0	0	226,000
1433	CITY	141-080-30	MINNEAPOLIS	HERITAGE PARK VAN WHITE MEMORIAL BLVD-LIGHTING, SIGNALS, PED/BIKE FACILITIES, ETC (AFFORDABLE HOUSING PROJECT)	0.0	RC	GRADE,SURFACE & BRIDGE	UG	1,853,281	1,482,625	0	0	0	370,656
1434	CITY	141-080-33	MINNEAPOLIS	DUNWOODY TO GLENWOOD, HERITAGE PARK VAN WHITE MEMORIAL BLVD, GRADING, SURFACING, BRS 27B01, 27B02, 27B31, ETC	0.0	RC	GRADE,SURFACE & BRIDGE	FFM	10,670,000	3,200,000	0	0	0	7,470,000
1435	PED/BIKE	141-090-18	MINNEAPOLIS	19TH AVE IN MINNEAPOLIS TO CO RD C IN ROSEVILLE, NORTHEAST MINNEAPOLIS BIKE TRAIL	4.2	BT	PEDESTRIAN BIKE TRAIL	UG	2,000,000	1,600,000	0	0	0	400,000
1436	PED/BIKE	141-090-21	MINNEAPOLIS	ALONG THE DINKYTOWN RAIL CORRIDOR FROM OAK ST TO MISS RIVER, U OF M TRANSITWAY TRAIL	1.0	BT	PEDESTRIAN BIKE TRAIL	UG	948,880	759,104	0	0	0	189,776
1437	PED/BIKE	141-090-22	MINNEAPOLIS	ROYALSTON AVE TO W RIVER PKWY IN MPLS, CEDAR LAKE TRAIL(PHASE 3)	1.0	BT	PEDESTRIAN BIKE TRAIL	UG	3,202,470	2,561,976	0	0	0	640,494
1438	PED/BIKE	141-090-29	MINNEAPOLIS	SECT 1807: NON-MOTORIZED PILOT PROGRAM IN THE TWIN CITIES	0.0	BT	GRADE AND SURFACE	FFM	5,312,500	5,312,500	0	0	0	0
1439	MSAS 165	141-165-29	MINNEAPOLIS	CHICAGO AVE(MSAS 165) FROM 24TH ST TO 31ST ST IN MPLS, ADD MAST ARM OVERHEAD SIGNAL INDICATORS AT 5 INTERSECTIONS	0.6	SH	TRAFFIC SIGNAL REVISION	HSIP	210,520	189,468	0	0	0	21,052
1440	CMAQ	141-595-01	MINNEAPOLIS	DOWNTOWN CIRCULATOR TRANSIT TERMINAL, HVAC, ELEVATOR, WAITING AREAS (AFFORDABLE HOUSING PROJECT)	0.0	TR	BUS CAPITAL IMPROVEMENT	CMAQ	1,111,969	889,575	0	0	0	222,394
1441	PED/BIKE	146-090-01	MOUNDS VIEW	FROM CO RD H TO SILVER LAKE RD IN MOUNDS VIEW-CONSTRUCT CSAH 10 CORRIDOR TRAIL(AC PROJECT, PAYBACK IN FY 2009)	1.3	EN	PEDESTRIAN BIKE TRAIL	TEA	131,250	0	525,000	0	0	131,250
1442	TH 36	151-010-02	NORTH ST PAUL	3RD ST TO CHARLES ST IN N ST PAUL, GRADING, SURFACING, MARGARET ST BR 62097 OVER TH 36, BR 62J12, FRONTAGE RDS, ETC	0.9	RC	GRADE,SURFACE & BRIDGE	UG	9,110,750	7,288,600	0	0	0	1,822,150
1443	TH 36	151-090-01	NORTH ST PAUL	OVER TH 36 BETWEEN 3RD ST AND MARGARET, PEDESTRIAN BRIDGE 62096 & APPROACH TRAIL	0.0	EN	PEDESTRIAN BIKE BRIDGE	TEA	1,289,225	1,031,380	0	0	0	257,845

Seq #	Route System	Project Number	Agency	Description	Miles	Program	Type of Work	Proposed Funds	Total	FHWA	AC	FTA	TH	Other
1444	MSAS 363	157-363-19R	RICHFIELD	LYNDALE AVE OVER I-494 (REPLACE BRIDGE 9076)-RR AGREEMENT	0.0	BR	RAILROAD AGREEMENT	SF	500,000	0	0	0	500,000	0
1445	MSAS 363	157-363-26	RICHFIELD	LYNDALE AVE OVER I-494 (REPLACE BRIDGE 9076), RIGHT OF WAY USING 2003 OMNIBUS APPROPRIATION MN010 (\$2.9805M) & 2004 APPROPRIATION ACT MN078 (\$3.0M)	0.0	BR	BRIDGE REPLACEMENT	FFM	5,980,500	5,980,500	0	0	0	0
1446	EN	160-020-17	ROSEVILLE	LONG LAKE RD TO LEXINGTON AVE IN ROSEVILLE, STREETScape CONSTRUCTION	2.5	EN	ENHANCEMENT	TEA	2,150,000	1,186,100	0	0	0	963,900
1447	CSAH 31	164-020-95	SAINT PAUL	EB MARYLAND AVE(CSAH 31) OVER SOO LINE & OVER BN RR IN ST PAUL, REDECK BRS 6599 & 6800	0.0	BI	REDECK	BR	609,400	487,520	0	0	0	121,880
1448	CITY	164-070-07A	SAINT PAUL	**MN219**RIGHT OF WAY FOR TWIN CITIES BIOSCIENCE CORRIDOR IN ST PAUL	0.0	RW	RIGHT OF WAY	HPP	1,287,500	1,030,000	510,000	0	0	257,500
1449	PED/BIKE	164-090-09	SAINT PAUL	MARSHALL AVE AT PASCAL ST TO VICTORIA ST AT PALACE AVE IN ST PAUL, AYD MILL RD BIKE/PED TRAIL ALONG E SIDE OF THE CP RR	2.4	BT	PEDESTRIAN BIKE TRAIL	UG	1,523,500	1,218,800	0	0	0	304,700
1450	EN	164-595-01	ST PAUL	UPPER LANDING PARK, MISSISSIPPI RIVERBANK IMPROVEMENTS	0.2	EN	ENHANCEMENT	TEA	1,821,160	1,186,100	0	0	0	635,060
1451	EN	164-595-02	ST PAUL	HARVEST STATES/HIGH BRIDGE BARGE FLEETING AREA, MISSISSIPPI RIVERBANK IMPROVEMENTS	0.3	EN	ENHANCEMENT	TEA	1,821,100	1,186,100	0	0	0	635,000
1452	EN	164-595-03	ST PAUL	HARVEST STATES HEAD HOUSE & SACK HOUSE, ADAPTIVE REUSE OF GTA	0.0	EN	ENHANCEMENT	TEA	1,798,680	1,186,100	0	0	0	612,580
1453	EN	164-595-04	ST PAUL PARK/REC	COMMERCIAL NAVIGATION INTERPRETIVE MISSISSIPPI RIVER OVERLOOK	0.0	EN	ENHANCEMENT	TEA	655,256	426,996	0	0	0	228,260
1454	EN	164-595-05	ST PAUL PARK/REC	CHESTNUT PLAZA MISSISSIPPI RIVER CONNECTION	0.0	EN	ENHANCEMENT	TEA	1,798,680	1,186,100	0	0	0	612,580
1455	CR 5	179-020-28	BURNSVILLE	**MN190**AT TH 13 IN BURNSVILLE-RIGHT OF WAY ACQUISITION FOR RECONSTRUCTION OF INTERSECTION	0.0	RW	RIGHT OF WAY	HPP	1,030,000	824,000	408,000	0	0	206,000
1456	CR 5	179-020-29	BURNSVILLE	**MN190**AT TH 13 IN BURNSVILLE-PRELIMINARY ENGINEERING FOR RECONSTRUCTION OF INTERSECTION	0.0	PL	PLANNING	HPP	500,000	400,000	0	0	0	100,000
1457	CITY	192-131-01	WOODBURY	**MN194**CORRIDOR DESIGN WORK, I-94 AND RADIO DRIVE IN WOODBURY (AC PROJECT-PAYBACK IN 2008,2009)	0.0	PL	PLANNING	HPP	289,000	204,000	204,000	0	0	85,000
1458	TH 149	195-010-07	EAGAN	WESCOTT RD TO TH 55 IN EAGAN, RECONSTRUCT 2-LANE UNDIVIDED TO 4-LANE DIVIDED HWY, PED/BIKE PATH, TRAFFIC SIGNAL, ETC (TIED TO 1916-25)	2.4	RC	GRADE AND SURFACE	UG	7,800,000	6,094,000	0	0	0	1,706,000

ATP: M
Fiscal Year: 2007

STIP for FY 2007-2009

Seq #	Route System	Project Number	Agency	Description	Miles	Program	Type of Work	Proposed Funds	Total	FHWA	AC	FTA	TH	Other
1459	CITY	195-010-09	EAGAN	**MN088**RING ROAD SYSTEM FOR I-35E , PILOT KNOB RD, & YANKEE DOODLE RD IN EAGAN-CONSTRUCTION INCLUDING REMAINING \$\$ FROM 2005 APPROPRIATIONS ACT	0.0	MC	GRADE AND SURFACE	FFM	6,500,000	350,000	0	0	0	6,150,000
1460	CITY	195-114-04	EAGAN	DUCKWOOD DRIVE AT PILOT KNOB RD, CHANNELIZATION, TRAFFIC SIGNAL, ETC	0.1	SH	CHANNELIZATION	HSIP	527,221	474,499	0	0	0	52,722
1461	TH 10	199-010-09	CITY OF RAMSEY	**MN196**US 10 CORRIDOR IMPROVEMENTS IN THE CITY OF RAMSEY-DESIGN & RW ACQUISITION(AC PROJECT-PAYBACK IN 2008, 2009)	5.0	PL	PLANNING	HPP	578,000	408,000	408,000	0	0	170,000
1462	CMAQ	199-080-02	CITY OF RAMSEY	CONSTRUCT TRANSIT FACILITY TO PROVIDE 200 ADDITIONAL PARK-N-RIDE STALLS IN RAMSEY (AC PROJECT, AC PAYBACK IN FY 2009)	0.0	TR	BUS GRANT CAPITAL IMPROVEMENT	CMAQ	875,700	0	3,502,800	0	0	875,700
1463	TH 95	225-010-03	NORTH BRANCH	**MN150**OVER I-35 IN NORTH BRANCH-RECONSTRUCT BRIDGE AND APPROACHES-PRELIMIINARY ENGINEERING	0.0	PL	PLANNING	HPP	1,400,000	1,120,000	0	0	0	280,000
1464	TH 95	225-010-04	NORTH BRANCH	**MN150**OVER I-35 IN NORTH BRANCH-RECONSTRUCT BRIDGE AND APPROACHES (AC PROJECT, PAYBACK IN 2008, 2009)	0.0	RC	GRADE,SURFACE & BRIDGE	HPP	10,432,172	2,511,680	3,631,580	0	0	7,920,492
1464	TH 95	225-010-04S	NORTH BRANCH	**MN214**OVER I-35 IN NORTH BRANCH-RECONSTRUCT BRIDGE AND APPROACHES (AC PROJECT, PAYBACK IN 2008, 2009)	0.0	RC	GRADE,SURFACE & BRIDGE	HPP	541,875	382,500	382,500	0	0	159,375
1465	CMAQ	CM-2-03	MET COUNCIL	RTDM & COMMUTER ALT PROGRAMS INCL FUNDS FOR METRO COMMUTER SERV, DOWNTOWN MPLS TMO, ST PAUL TMO, ST PAUL MIDWAY TMO, AND I-494 CORRIDOR COALITION	0.0	TM	PLANNING	CMAQ	3,808,750	3,047,000	0	0	0	761,750
1466	TH 5	1002-84	MNDOT	AT TH 41 IN CHANHASSEN-REBUILD TRAFFIC SIGNAL	0.0	SC	TRAFFIC SIGNAL REVISION	SF	230,000	0	0	0	230,000	0
1467	TH 5	8825-184	MNDOT	MUNSTER AVE IN ST PAUL TO TH 120 IN MAPLEWOOD-BITUMINOUS MILL & OVERLAY, ETC	11.4	RS	MILL AND OVERLAY	SF	3,450,000	0	0	0	3,450,000	0
1468	TH 8	1308-17	MNDOT	**MN 142**FROM FOREST LAKE TO CHISAGO CITY- ENVIRONMENTAL REVIEW FOR UPGRADE (AC PROJECT, PAYBACK IN 2008,2009)	6.0	PL	PLANNING	HPP	348,000	246,000	246,000	0	102,000	0
1469	TH 10	0202-88	RAMSEY	AT ARMSTRONG BLVD IN RAMSEY-INTERSECTION IMPROVEMENTS, TRAFFIC SIGNAL, ETC	0.1	AM	SPOT IMPROVEMENT	SF	300,000	0	0	0	300,000	0
1470	TH 10	0214-35	MNDOT	FROM CO RD J TO I-35W IN MOUNDS VIEW-EXTENSION OF NOISE WALLS	1.4	NO	NOISE ABATEMENT	SF	900,000	0	0	0	300,000	600,000
1471	TH 10	6205-36	MNDOT	AT CSAH 96 IN ARDEN HILLS-REBUILD TRAFFIC SIGNAL	0.0	SC	TRAFFIC SIGNAL REVISION	SF	289,000	0	0	0	144,500	144,500

ATP: M
Fiscal Year: 2007

STIP for FY 2007-2009

Seq #	Route System	Project Number	Agency	Description	Miles	Program	Type of Work	Proposed Funds	Total	FHWA	AC	FTA	TH	Other
1472	TH 12	2713-87	MN/DOT	WAYZATA BLVD IN WAYZATA TO CSAH 6 IN ORONO, LANDSCAPING	4.3	RB	LANDSCAPING	NHS	380,000	304,000	0	0	76,000	0
1473	TH 12	2713-96	MN/DOT	OVER WETLAND NEAR STUBBS BAY IN ORONO-CONSTRUCT BR 27296 & APPROACHES (AC PROJECT, PAYBACK IN 2008)	0.1	MC	GRADE,SURFACE & BRIDGE	NHS	5,000,000	3,000,000	5,000,000	0	2,000,000	0
1474	TH 13	1901-153	MN/DOT	AT SW QUADRANT OF TH 77 IN EAGAN-GRADING & CLEANING OF NOLAND POND	0.0	RD	EROSION REPAIR	SF	250,000	0	0	0	250,000	0
1475	TH 13	7001-97	MNDOT	AT CSAH 12(170TH ST SW) IN PRIOR LAKE-RECONSTRUCT INTERSECTION, CHANNELIZE, ACCESS CLOSURES, ETC(ACCESS MANAGEMENT PROJECT)	0.0	SC	SPOT IMPROVEMENT	SF	860,000	0	0	0	860,000	0
1476	TH 19	4003-18M	MN/DOT	AT CSAH 37 IN NEW PRAGUE-CHANNELIZATION & TRAFFIC SIGNAL INSTALLATION AND AT 1ST AVE(CSAH 60) IN NEW PRAGUE-METRO'S PARTICIPATION IN ATP 7 SP 4003-18	0.1	SC	SPOT IMPROVEMENT	SF	835,000	0	0	0	835,000	0
1477	TH 21	7002-42	NEW PRAGUE	AT 6TH ST/CSAH 37 IN NEW PRAGUE-REALIGN INTERSECTION, CHANNELIZE, ETC	0.1	AM	GRADE AND SURFACE	SF	143,640	0	0	0	143,640	0
1478	I 35E	6280-304AC1	MN/DOT	I-35E FROM TH 36 TO CR E & I-694 FROM RICE ST TO TH 61, GRADING, SURFACING, BRS (BAP PAYBACK)	3.8	MC	GRADE,SURFACE & BRIDGE	IM	22,800,000	22,800,000	0	0	0	0
1479	I 35W	0280-54	MN/DOT	ON THE E SIDE FROM OPAL ST NE TO SUNSET AVE NE IN BLAINE-CONSTRUCT NOISE WALL	0.2	NO	NOISE ABATEMENT	SF	575,000	0	0	0	575,000	0
1480	I 35W	0280-55	MN/DOT	AT CSAH 23(LAKE DRIVE) IN LINO LAKES-RAMP REALIGNMENT, TRAFFIC SIGNAL & INTERCHANGE MODIFICATIONS	0.4	AM	GRADE AND SURFACE	SF	400,000	0	0	0	400,000	0
1481	I 35W	1981-109	MN/DOT	FROM TH 13 TO CLIFF RD IN BURNSVILLE-EROSION REPAIRS	0.4	RD	EROSION REPAIR	SF	210,000	0	0	0	210,000	0
1482	I 35W	2782-281	MN/DOT	66TH ST IN RICHFIELD TO MINNEHAHA CREEK IN MPLS, GRADING, SURFACING, BRS, ETC & HOV LANE(AC PROJECT, PAYBACK IN 2008 THRU 2010)	2.7	MC	GRADE,SURFACE & BRIDGE	IM	72,300,000	25,528,000	189,000,000	0	34,832,000	11,940,000
1483	I 35W	2782-292	MN/DOT	ON LYNDALE AVE FROM TH 62 TO RICHFIELD LK IN RICHFIELD-AGREEMENT OF MNDOT'S BEHALF FOR CONSTRUCTION OF PART OF THE CROSSTOWN PROJECT	0.0	MC	GRADE AND SURFACE	SF	2,000,000	0	0	0	2,000,000	0
1484	I 35W	2782-299	MNDOT	AT 98TH ST IN BLOOMINGTON-PARK & RIDE LOT EXPANSION (BAP TRANSIT ADVANTAGE PROJECT)	0.0	TR	MISCELLANEOUS	BF	1,500,000	0	0	0	0	1,500,000
1485	I 35W	2783-107	MNDOT	MISSISSIPPI RIVER BR 9340 TO STINSON BLVD IN MPLS-BITUMINOUS OVERLAY, LIGHTING, GUARDRAIL, ETC	2.0	RS	BITUMINOUS OVERLAY	IM	3,650,000	3,285,000	0	0	365,000	0

Seq #	Route System	Project Number	Agency	Description	Miles	Program	Type of Work	Proposed Funds	Total	FHWA	AC	FTA	TH	Other
1486	I 35W	2783-27873A	MN/DOT	TH 55, WASHINGTON AVE, 3RD, & JOHNSON ST IN MPLS-REPAIR RAILING & DECK ON BRS 27873, 27874, 27879, 27879A, 27902, 27903, 27880, 27880A; REPAIR DECK ON 27887 & 27888	0.5	BI	BRIDGE REPAIR	IM	2,400,000	2,160,000	0	0	240,000	0
1487	I 35W	2783-9340E	MNDOT	OVER MISSISSIPPI RIVER IN MPLS-REPLACE OVERLAY, JOINTS, REPAIR ANTI-ICING, ETC ON BR 9340	0.4	BI	BRIDGE REPAIR	IM	3,300,000	2,970,000	0	0	330,000	0
1488	TH 36	6211-81	RAMSEY COUNTY	**MN138**RECONSTRUCT TH 36 FROM EXPRESSWAY TO FREEWAY IN N ST PAUL-TIED TO 151-090-01, 151-010-02, 62-596-01 (AC PROJECT, PAYBACKS IN 2008,2009)	1.3	MC	GRADE,SURFACE & BRIDGE	HPP LF	8,868,005	2,448,000	2,448,000	0	0	6,420,005
1488	TH 36	6211-81RW	MN/DOT	TH 120 TO MCKNIGHT RD IN NORTH ST PAUL-RIGHT OF WAY FOR CONSTRUCTION OF INTERCHANGES, ETC	1.3	RW	RIGHT OF WAY	SF	6,000,000	0	0	0	6,000,000	0
1489	TH 36	8214-114	MNDOT	**MN191**ST CROIX RIVER X-ING AT STILLWATER-(MN)TH 36/(WI) TH 64-DESIGN, RIGHT OF WAY & CONSTRUCTION OF UTILITY RELOCATION	2.3	RW	RIGHT OF WAY	HPP	20,000	16,000	0	0	4,000	0
1490	TH 36	8217-12	MNDOT	**MN217**ST CROIX RIVER X-ING AT STILLWATER-(MN)TH 36/(WI) TH 64-DESIGN, MITIGATION IMPLEMENTATION, CONSTRUCT, AND ACQUIRE RW	2.3	PL	PLANNING	HPP	1,062,500	850,000	0	0	212,500	0
1491	TH 47	0205-89	MN/DOT	AT 81ST AVE IN FRIDLEY-TRAFFIC SIGNAL REBUILD & EXTEND TURN LANE(\$50K-SC, \$125K-TRAF PRES)	0.0	SC	TRAFFIC SIGNAL REVISION	SF LF	300,000	0	0	0	175,000	125,000
1492	TH 51	6215-62011A	MN/DOT	OVER PIERCE BUTLER, BNSF RR, ENERGY PARK DR,COMO AVE, & TH 36 IN ST PAUL & ROSEVILLE, REPAIR DECKS ON BRS 62011, 62012, 62013, 62014, 62015, 9012, & 9013	2.9	BI	BRIDGE REPAIR	BH	1,630,000	1,304,000	0	0	326,000	0
1493	TH 51	6215-88	MN/DOT	AT ST ANTHONY AVE & CONCORDIA AVE IN ST PAUL-TRAFFIC SIGNAL MODIFICATIONS	0.1	AM	TRAFFIC SIGNAL REVISION	SF	315,000	0	0	0	315,000	0
1494	TH 51	6216-116	MN/DOT	NB SNELLING AVE IN ROSEVILLE FROM ROSELAWN AVE TO EB TH 36 ENT RAMP, ADD 3RD LANE, TRAF SIGNAL REV AT CR B, ETC	0.4	SH	GRADE AND SURFACE	HSIP LF	2,000,000	997,200	0	0	752,800	250,000
1495	TH 55	2722-53	HENNEPIN COUNTY	AT CR 116 IN MEDINA-INTERSECTION IMPROVEMENTS	0.0	AM	GRADE AND SURFACE	SF	122,000	0	0	0	122,000	0
1496	TH 55	2722-77	CORCORAN	PIONEER TRAIL TO ROLLING HILLS RD IN CORCORAN-ACCESS CLOSURES & NORTH FRONTAGE RD CONSTRUCTION	0.8	AM	GRADE AND SURFACE	SF	594,000	0	0	0	594,000	0
1497	TH 55	2751-49	MN/DOT	E OF TH 100 TO HUMBOLDT AVE IN MINNEAPOLIS-MILL & BITUMINOUS OVERLAY	2.4	RS	MILL AND OVERLAY	SF	1,862,577	0	0	0	1,862,577	0
1498	TH 61	6222-151	MN/DOT	AT CO RD F/ASH ST IN WHITE BEAR LAKE-TRAFFIC SIGNAL REBUILD	0.0	SC	TRAFFIC SIGNAL REVISION	SF LF	280,000	0	0	0	140,000	140,000

Seq #	Route System	Project Number	Agency	Description	Miles	Program	Type of Work	Proposed Funds	Total	FHWA	AC	FTA	TH	Other
1499	TH 61	6222-158	MNDOT	FROM CO RD C TO BEAM AVE IN MAPLEWOOD-CONSTRUCT BUS ONLY SHOULDER	0.5	TR	GRADE AND SURFACE	SF	270,000	0	0	0	270,000	0
1500	TH 61	8205-117	COTTAGE GROVE	AT JAMAICA AVE IN COTTAGE GROVE-CONSTRUCT ROUNDABOUTS AT RAMP TERMINII & FRONTAGE RD	0.0	AM	GRADE AND SURFACE	SF	594,000	0	0	0	594,000	0
1501	TH 61	8207-57	FOREST LAKE	IN FOREST LAKE-LIGHTING	0.0	AM	GRADE AND SURFACE	SF	37,800	0	0	0	37,800	0
1502	TH 62	2774-7264	MN/DOT	OVER VALLEY VIEW RD, TH 77, & 28TH AVE; UNDER PED AT 14TH AVE, PED AT 40TH AVE, & 43RD AVE; TH 121 UNDER PED AT 61ST IN EDINA, RICHFIELD, & MPLS-PAINT BRS 7264, 7265, 27021, 27022, 27521, 27061, 27535, 27530, & 27524	6.3	BI	PAINT BRIDGE	SF	1,080,000	0	0	0	1,080,000	0
1503	TH 65	0208-122	MET COUNCIL -MT	IN EAST BETHEL, PARK & RIDE LOT (BAP TRANSIT ADVANTAGE PROJECT)	0.0	TR	GRADE AND SURFACE	BF	200,000	0	0	0	0	200,000
1504	TH 65	0208-123RW	MN/DOT	AT TH 242 IN BLAINE-RW FOR CONSTRUCTION OF INTERCHANGE (SAPP PROJECT & \$4.6M OF TRLF FUNDS)	0.5	MC	RIGHT OF WAY	SF TRLF	15,000,000	0	0	0	10,400,000	4,600,000
1505	TH 65	0208-128	HAM LAKE	ANDOVER BLVD/147TH AVE TO CENTRAL/149TH AVE IN HAM LAKE-ACCESS CLOSURES & WEST FRONTAGE RD CONSTRUCTION	0.3	AM	GRADE AND SURFACE	SF	550,000	0	0	0	550,000	0
1506	I 94	2781-27726AA	MN/DOT	OVER GLENWOOD AVE & RR, RAMPS, & UNDER TH 55 IN MPLS, PAINT BRS 27726A, 27726B, 27728, 27727A, 27727B, 27727, & 27785	0.5	BI	PAINT BRIDGE	IM	2,300,000	2,070,000	0	0	230,000	0
1507	I 94	2781-27726BA	MN/DOT	UNDER DUNWOODY, I-394, RAMPS@394, OVER LYNDALE & RR, OVER GLENWOOD & RR; I-394 UNDER PENN & OVER DUNWOODY & FILL-DECK REPAIR ON BRS 27726,27726A, 27726B,27727,27727A,27727B,27728, 27792,27793,27794,27799,27799L,27799R,27831, 27831(ABCD), & 27758(OTHER FUN	0.3	BI	BRIDGE REPAIR	IM	3,765,000	3,037,500	0	0	337,500	390,000
1508	I 94	2781-409	MN/DOT	ON THE S SIDE ALONG 63RD LANE N & W OF DUPONT AVE N IN BROOKLYN CENTER-CONSTRUCT NOISE WALL	0.2	NO	NOISE ABATEMENT	SF	345,000	0	0	0	345,000	0
1509	I 94	8282-102	WASHINGTON COUNTY	AT CSAH 19 N RAMP TERMINAL IN LAKE ELMO-TRAFFIC SIGNAL INSTALLATION & CHANNELIZATION	0.0	AM	SPOT IMPROVEMENT	SF	32,400	0	0	0	32,400	0
1510	TH 95	1305-21	MN/DOT	WASHINGTON-CHISAGO COUNTY LINE TO TH 8 IN FRANCONIA TWP-CULVERT REPLACEMENT(\$300K FROM BARC)	6.4	RD	STORM SEWER REPLACEMENT	SF	1,050,000	0	0	0	1,050,000	0
1511	TH 95	1305-22	FRANCONIA TWP	AT 260TH ST/TH 243 IN FRANCONIA TWP-REALIGN INTERSECTION, CHANNELIZATION, ETC	0.1	AM	GRADE AND SURFACE	SF	410,400	0	0	0	410,400	0

Seq #	Route System	Project Number	Agency	Description	Miles	Program	Type of Work	Proposed Funds	Total	FHWA	AC	FTA	TH	Other
1512	TH 95	8208-32	MNDOT	CSAH 18(BAILEY RD) IN WOODBURY/AFTON TO TH 61 IN COTTAGE GROVE/DENMARK TWP-BITUMINOUS MILL & OVERLAY	7.3	RS	MILL AND OVERLAY SF	2,570,000	2,570,000	0	0	0	2,570,000	0
1513	TH 96	8211-33	MNDOT	FROM STONEBRIDGE TRAIL TO TH 95 IN STILLWATER-EROSION REPAIRS	1.1	RD	EROSION REPAIR SF	260,000	260,000	0	0	0	260,000	0
1514	TH 100	2733-85	MN/DOT	AT 70TH ST RAMPS IN EDINA-TRAFFIC SIGNAL REBUILD	0.0	SC	TRAFFIC SIGNAL REVISION SF LF	350,000	350,000	0	0	0	175,000	175,000
1515	TH 100	2735-180	MN/DOT	39TH AVE N TO TWIN LAKES, LANDSCAPING	1.0	MC	LANDSCAPING NHS	460,000	460,000	368,000	0	0	92,000	0
1516	TH 100	2735-186	MN/DOT	TH 55 TO DULUTH ST IN GOLDEN VALLEY-SOUTHBOUND AUXILIARY LANE	1.0	SC	RIPING SF	100,000	100,000	0	0	0	100,000	0
1517	TH 100	2735-188	MNDOT	AT DULUTH ST IN GOLDEN VALLEY-PARK & RIDE LOT(BAP TRANSIT ADVANTAGE PROJECT)	0.0	TR	MISCELLANEOUS BF	4,500,000	4,500,000	0	0	0	0	4,500,000
1518	TH 100	2755-80	MN/DOT	TWIN LAKES TO 50TH AVE N, LANDSCAPING	1.2	MC	LANDSCAPING NHS	215,000	215,000	172,000	0	0	43,000	0
1519	TH 101	1009-16	MN/DOT	LYMAN AVE TO TH 5 IN CHANHASSEN, REALIGNMENT & CONSTRUCT TO 4-LANES	0.5	RC	GRADE AND SURFACE SF LF	1,600,000	1,600,000	0	0	0	300,000	1,300,000
1520	TH 120	6227-63	MN/DOT	AT I-694 RAMPS IN OAKDALE, MAHTOMEDI, & WHITE BEAR LAKE-TRAFFIC SIGNAL REBUILD	0.1	SC	TRAFFIC SIGNAL REVISION SF	225,827	225,827	0	0	0	225,827	0
1521	TH 149	1916-25	EAGAN	WESCOTT RD TO TH 55 IN EAGAN, RECONSTRUCT TO A 4-LANE DIVIDED HWY, PED/BIKE PATH, TRAFFIC SIGNAL, ETC (INCLUDES \$0.6M OF FY 2007 & \$0.6M OF FY 2008 ACCESS MANAGEMENT FUNDS) MATCH FOR 195-010-07	2.4	RC	GRADE AND SURFACE SF	2,200,000	2,200,000	0	0	0	2,200,000	0
1522	TH 169	2750-57R	MN/DOT	S OF CSAH 81 TO N OF CSAH 109 IN BROOKLYN PARK, CONSTRUCT INTERCHANGE, BRIDGES-RR AGREEMENT	1.3	MC	RAILROAD AGREEMENT NHS	1,000,000	1,000,000	800,000	0	0	200,000	0
1523	TH 169	2772-79	MN/DOT	FROM ANDERSON LAKES PKWY TO I-494 IN BLOOMINGTON AND FROM TH 62 IN EDINA TO I-394 IN GOLDEN VALLEY-INSTALL FIBER OPTIC COMMUNICATIONS CABLE	8.0	TM	TRAFFIC MGMT. SYSTEM SF	450,000	450,000	0	0	0	450,000	0
1524	TH 169	2776-03RW3	MNDOT	**MN192**AT I-494 IN BLOOMINGTON-PRELIMINARY ENGINEERING, RW FOR RECONSTRUCTION OF INTERCHANGE	0.2	RW	RIGHT OF WAY HPP	2,550,000	2,550,000	2,040,000	680,000	0	510,000	0
1525	TH 169	2776-05	MNDOT	FROM PIONEER TR TO ANDERSON LAKES PKWY IN BLOOMINGTON & EDEN PRAIRIE-LANDSCAPING	2.5	MC	LANDSCAPING SF	120,000	120,000	0	0	0	120,000	0
1526	TH 169	7005-80	MNDOT	AT CSAH 18 IN SHAKOPEE-PARK & RIDE LOT(BAP TRANSIT ADVANTAGE PROJECT)	0.0	TR	MISCELLANEOUS BF	1,500,000	1,500,000	0	0	0	0	1,500,000

Seq #	Route System	Project Number	Agency	Description	Miles	Program	Type of Work	Proposed Funds	Total	FHWA	AC	FTA	TH	Other
1527	TH 212	1013-80	MNDOT	2.2 MI E OF TH 284 IN COLOGNE TO TH 41 IN CHASKA-BITUMINOUS MILL & OVERLAY	7.4	RS	MILL AND OVERLAY NHS	2,190,000	2,190,000	1,752,000	0	0	438,000	0
1528	TH 212	1017-12AC1	MNDOT	CARVER CR 147 IN CHASKA TO HENNEPIN CSAH 4 IN EDEN PRAIRIE, DESIGN BUILD CONTRACT FOR 4-LN FREEWAY(BAP PAYBACK)	11.8	MC	GRADE,SURFACE & BRIDGE NHS	60,700,000	60,700,000	60,700,000	0	0	0	0
1529	TH 212	1017-14	MNDOT	AT TH 41 IN CHASKA-PARK & RIDE LOT(BAP TRANSIT ADVANTAGE PROJECT)	0.0	TR	MISCELLANEOUS BF	1,000,000	1,000,000	0	0	0	0	1,000,000
1530	TH 212	1017-15	MNDOT	AT TH 101 IN CHANHASSEN-PARK & RIDE LOT(BAP TRANSIT ADVANTAGE PROJECT)	0.0	TR	MISCELLANEOUS BF	3,170,000	3,170,000	0	0	0	0	3,170,000
1531	TH 242	0212-48	ANOKA COUNTY	AT HANSON BLVD IN COON RAPIDS-TRAFFIC SIGNAL & INTERSECTION RECONSTRUCTION	0.0	AM	SPOT IMPROVEMENT SF	127,000	127,000	0	0	0	127,000	0
1532	TH 252	2748-51	BROOKLYN PARK	FROM 73RD AVE TO BROOKDALE DR IN BROOKLYN PARK-ADD SB LANE, TRAFFIC SIGNAL REVISIONS, ETC	0.5	AM	SPOT IMPROVEMENT SF	594,000	594,000	0	0	0	594,000	0
1533	TH 284	1014-12	WACONIA	S OF SIERRA PKWY TO N OF 15TH ST IN WACONIA-CHANNELIZE & ROUNDABOUT AT 15TH ST(\$594K-AM; \$250K-SC)	0.2	AM	GRADE AND SURFACE SF	844,000	844,000	0	0	0	844,000	0
1534	I 394	2789-125	MNDOT	FROM PENN AVE TO DOWNTOWN MPLS-SIGNING REPLACEMENT	2.0	SC	SIGNING IM	265,000	265,000	238,500	0	0	26,500	0
1535	I 394	2789-126	MNDOT	FROM DUNWOODY TO I-94 AND ON I-94 FROM TH 55 TO THE LOWRY TUNNEL IN MPLS-REFURBISH SHELTER, SITE ACCESS, AND TRUNK FIBER OPTIC CABLE	0.0	TM	TRAFFIC MGMT. SYSTEM SF	395,000	395,000	0	0	0	395,000	0
1536	I 494	2785-339	MNDOT	W BUSH LAKE RD TO E BUSH LAKE RD IN BLOOMINGTON, LANDSCAPING	1.0	RB	LANDSCAPING NHS	146,770	146,770	117,416	0	0	29,354	0
1537	I 494	2785-340	MNDOT	E BUSH LAKE RD TO TH 100 IN BLOOMINGTON, LANDSCAPING	1.0	RB	LANDSCAPING NHS	300,000	300,000	240,000	0	0	60,000	0
1538	I 494	2785-346	MNDOT	34TH AVE TO FRANCE AVE IN BLOOMINGTON, MILL & OVERLAY	5.2	RS	MILL AND OVERLAY SF	750,000	750,000	0	0	0	750,000	0
1539	I 494	2785-356	MNDOT	FROM I-35W TO FRANCE AVE IN BLOOMINGTON-INSTALL FIBER OPTIC TRUNK COMMUNICATIONS CABLE	1.5	TM	TRAFFIC MGMT. SYSTEM SF	50,000	50,000	0	0	0	50,000	0
1540	I 494	8285-80SA2	MNDOT	TH 61 FROM ST PAUL PARK TO CARVER AVE & ON I-494 FROM LAKE RD TO CONCORD ST, GRADING,SURFACING,BRS, ETC -WAKOTA BRIDGE PROJECT SUPPLEMENTAL AGREEMENT)	4.0	MC	GRADE,SURFACE & BRIDGE IM	10,000,000	10,000,000	8,500,000	0	0	1,500,000	0

Seq #	Route System	Project Number	Agency	Description	Miles	Program	Type of Work	Proposed Funds	Total	FHWA	AC	FTA	TH	Other
1541	TH 610	2771-33	MN/DOT	HEMLOCK LN TO JEFFERSON HWY IN MAPLE GROVE, RELOCATE GREAT RIVER ENERGY TOWERS & R/W ACQUISITION FOR UTILITY RELOCATION (2004 APPROPRIATIONS ACT MN082 -\$3.75M & 2005 APPROPRIATIONS ACT MN096 -\$850K)	0.0	MC	RIGHT OF WAY	FFM	4,600,000	4,600,000	0	0	0	0
1542	I 694	8286-62	MN/DOT	AT TH 36 IN PINE SPRINGS-REPLACE LIGHTING SYSTEM	0.5	SC	LIGHTING	SF	505,000	0	0	0	505,000	0
1543	TH 999	1000-09	MNDOT	NEAR TH 5/CO RD 18 IN THE CITY OF CHANHASSEN- CONSTRUCT 2 WETLAND MITIGATION SITES	0.0	RW	MISCELLANEOUS	SF	375,000	0	0	0	375,000	0
1544	TH 999	2700-46	MNDOT	NE QUADRANT OF CR 92 & CR 11 IN INDEPENDENCE- CONSTRUCT WETLAND	0.0	RW	MISCELLANEOUS	SF	215,000	0	0	0	215,000	0
1545	TH 999	8825-113	MN/DOT	VARIOUS LOCATIONS ON THE I-94/I-494/I-694 RING, REPLACE CROSS-STREET AND RAMP SIGNING	0.0	SC	SIGNING	NHS	915,000	732,000	0	0	183,000	0
1546	TH 999	8825-210	MN/DOT	METROWIDE-RELAMP ONE QUADRANT	0.0	SC	LIGHTING	SF	400,000	0	0	0	400,000	0
1547	TH 999	8825-216	MNDOT	ON TH 13 E OF LILYDALE RD IN MENDOTA HTS & N OF I-494/E OF TH 52 IN INVER GROVE HTS-DRAINAGE STRUCTURES	0.0	RD	STORM SEWER REPLACEMENT	SF	150,000	0	0	0	150,000	0
1548	TH 999	8825-241	MN/DOT	METROWIDE-CONSTRUCT FIBER OPTIC VAULT DRAINS	0.0	TM	TRAFFIC MGMT. SYSTEM	SF	80,000	0	0	0	80,000	0
1549	TH 999	8825-242	MN/DOT	METROWIDE-REFURBISH ELECTRICAL SERVICE TMS EQUIPMENT	0.0	TM	TRAFFIC MGMT. SYSTEM	SF	125,000	0	0	0	125,000	0
1550	TH 999	880M-AM-07	MN/DOT	METRO SETASIDE - MUNICIPAL AGREEMENTS - FY 2007	0.0	AM	MISCELLANEOUS	SF	278,000	0	0	0	278,000	0
1551	TH 999	880M-BI-07	MN/DOT	METRO SETASIDE - BRIDGE IMPROVEMENT - FY 2007	0.0	BI	BRIDGE REPAIR	SF	1,000,000	0	0	0	1,000,000	0
1552	TH 999	880M-CA-07	MN/DOT	METRO SETASIDE - CONSULTANT DESIGN -2007	0.0	CA	PLANNING	SF	7,500,000	0	0	0	7,500,000	0
1553	TH 999	880M-PF-07	MN/DOT	METRO SETASIDE - PRAIRIE TO FOREST - FY 2007	0.0	RB	LANDSCAPING	SF	40,000	0	0	0	40,000	0
1554	TH 999	880M-PM-07	MN/DOT	METRO SETASIDE - PREVENTIVE MAINTENANCE - FY 2007	0.0	PM	MILL AND OVERLAY	SF	4,510,000	0	0	0	4,510,000	0
1555	TH 999	880M-RB-07	MN/DOT	METRO SETASIDE - LANDSCAPE PARTNERSHIPS - FY 2007	0.0	RB	LANDSCAPING	SF	100,000	0	0	0	100,000	0
1556	TH 999	880M-RW-07	MN/DOT	METRO SETASIDE - RIGHT OF WAY - FY 2007	0.0	RW	RIGHT OF WAY	SF	9,100,000	0	0	0	9,100,000	0
1557	TH 999	880M-RX-07	MN/DOT	METRO SETASIDE - ROAD REPAIR - FY 2007	0.0	RX	ROAD REPAIR	SF	5,600,000	0	0	0	5,600,000	0

ATP: M
Fiscal Year: 2007

STIP for FY 2007-2009

Seq #	Route System	Project Number	Agency	Description	Miles	Program	Type of Work	Proposed Funds	Total	FHWA	AC	FTA	TH	Other
1558	TH 999	880M-SA-07	MN/DOT	METRO SETASIDE - SUPPLEMENTAL AGREEMENTS/OVERRUNS - FY 2007	0.0	SA	SURFACING	SF	26,000,000	0	0	0	26,000,000	0
1559	TH 999	880M-TE-07	MN/DOT	METRO SETASIDE - TRAFFIC ENGINEERING & HYDRAULICS PRESERVATION (LIGHTING, SIGNING, SIGNALS, CULVERTS, ETC) - FY 2007	0.0	SC	MISCELLANEOUS	SF	400,000	0	0	0	400,000	0
1560	TH 999	880M-TM-07	MN/DOT	METRO SETASIDE-TRAFFIC MANAGEMENT STATE FURNISHED MATERIALS FOR METRO PROJECTS IN FY 2007	0.0	TM	TRAFFIC MGMT. SYSTEM	SF	725,000	0	0	0	725,000	0
1561	TH 999	880M-TR-07	MN/DOT	METRO SETASIDE FOR TRANSIT/RIDESHARE FOR FY 2007	0.0	TM	MISCELLANEOUS	SF	310,000	0	0	0	310,000	0
1562	TH 999	TRLF-RW-07	MN/DOT	REPAYMENT IN FY 2007 OF TRLF LOANS USED FOR RIGHT OF WAY PURCHASE ON TH'S 12,100,212, OR 610	0.0	RW	RIGHT OF WAY	SF	3,881,000	0	0	0	3,881,000	0
Summary for Year = 2007 (245 projects)									\$844,811,757	\$306,348,490	\$235,414,858	\$144,843,736	\$147,520,798	\$246,098,733

Seq #	Route System	Project Number	Agency	Description	Miles	Program	Type of Work	Proposed Funds	Total	FHWA	AC	FTA	TH	Other
1563	BB	TRF-0009-08	MN/DOT	SECT 5311: CARVER COUNTY TRANSIT OPERATING ASSISTANCE	0.0	OB	OPERATE BUS	FTA	473,842	0	0	88,100	0	385,742
1564	BB	TRF-0051-08	MN/DOT	SECT 5311: SCOTT COUNTY TRANSIT OPERATING ASSISTANCE	0.0	OB	OPERATE BUS	FTA	1,507,667	0	0	98,700	0	1,408,967
1565	BB	TRF-3703-08	MN/DOT	SECT 5311: CITY OF HASTINGS TRANSIT OPERATING ASSISTANCE	0.0	OB	OPERATE BUS	FTA	327,160	0	0	42,600	0	284,560
1566	BB	TRF-9028-06	MN/DOT	SECT 5309: NORTHSTAR CORRIDOR - NEW STARTS PROGRAM (2006 APPROPRIATION ACT)	0.0	B3	PLANNING	FTA	2,450,250	0	0	1,960,200	0	490,050
1567	BB	TRF-9028-08	MN/DOT	SECT 5309: NORTHSTAR CORRIDOR - CONSTRUCTION & START UP COSTS (OTHER \$\$ FROM THE 2006 STATE OMNIBUS BONDS)	0.0	B3	PLANNING	FTA	77,375,000	0	0	61,900,000	0	15,475,000
1568	BB	TRF-RCRRA-08A	RAMSEY COUNTY	SECT 5309: UNION DEPOT MULTIMODAL TRANSIT FACILITY IN ST PAUL	0.0	B3	BUS GRANT CAPITAL IMPROVEMENT	FTA	543,400	0	0	434,720	0	108,680
1569	BB	TRF-RLTF-08	MNDOT	SECT 5309: RUSHLINE CORRIDOR-CONSTRUCT BUS AMENITIES(2006 APPROPRIATION)	0.0	B3	BUS GRANT CAPITAL IMPROVEMENT	FTA	407,550	0	0	326,040	0	81,510
1570	BB	TRF-TCMT-07H	MET COUNCIL - MT	SECT 5307: TWIN CITIES MET COUNCIL MT-RAIL STATION MAINTENANCE-OVERHAUL EQUIPMENT	0.0	B9	BUS CAPITAL IMPROVEMENT	FTA	250,000	0	0	200,000	0	50,000
1571	BB	TRF-TCMT-08	MET COUNCIL-MT	SECT 5307: TWIN CITIES MET COUNCIL MT-REPLACEMENT BUSES-ARTICULATED & 40-FOOT	0.0	B9	PURCHASE BUS	FTA	15,000,000	0	0	12,000,000	0	3,000,000
1572	BB	TRF-TCMT-08A	MET COUNCIL-MT	SECT 5307: TWIN CITIES MET COUNCIL MT-ASSOCIATED CAPITAL MAINTENANCE	0.0	B9	BUS GRANT CAPITAL IMPROVEMENT	FTA	2,500,000	0	0	2,000,000	0	500,000
1573	BB	TRF-TCMT-08B	MET COUNCIL-MT	SECT 5307: TWIN CITIES MET COUNCIL MT-PREVENTIVE MAINTENANCE	0.0	B9	BUS GRANT CAPITAL IMPROVEMENT	FTA	12,500,000	0	0	10,000,000	0	2,500,000
1574	BB	TRF-TCMT-08E	MET COUNCIL-MT	SECT 5307: TWIN CITIES MET COUNCIL MT-ASSOCIATED CAPITAL MAINTENANCE-LRT SYSTEM	0.0	B9	BUS GRANT CAPITAL IMPROVEMENT	FTA	375,000	0	0	300,000	0	75,000
1575	BB	TRF-TCMT-08G	MET COUNCIL-MTS	SECT 5307: TWIN CITIES MET COUNCIL MTS-METRO MOBILITY CAPITAL COST OF CONTRACTING FOR SERVICES	0.0	B9	BUS GRANT CAPITAL IMPROVEMENT	FTA	6,250,000	0	0	5,000,000	0	1,250,000
1576	BB	TRF-TCMT-08J	MET COUNCIL-MTS	SECT 5307: TWIN CITIES MET COUNCIL MTS-REGIONAL FLEET CAPITAL COST OF CONTRACTING SERVICES	0.0	B9	BUS GRANT CAPITAL IMPROVEMENT	FTA	2,500,000	0	0	2,000,000	0	500,000

Seq #	Route System	Project Number	Agency	Description	Miles	Program	Type of Work	Proposed Funds	Total	FHWA	AC	FTA	TH	Other
1577	BB	TRF-TCMT-08K	MET COUNCIL-MTS	SECT 5307: TWIN CITIES MET COUNCIL MTS-BUS REPLACEMENT	0.0	B9	PURCHASE BUS	FTA	5,000,000	0	0	4,000,000	0	1,000,000
1578	BB	TRF-TCMT-08L	MET COUNCIL-MT	SECT 5309: TWIN CITIES MET COUNCIL MT-BUS GROWTH	0.0	B3	PURCHASE BUS	FTA	2,500,000	0	0	2,000,000	0	500,000
1579	BB	TRF-TCMT-08M	MET COUNCIL-MT	SECT 5309: TWIN CITIES MET COUNCIL MT-LRT MODULAR OVERHAUL OF COMPONENTS	0.0	B3	BUS GRANT CAPITAL IMPROVEMENT	FTA	500,000	0	0	400,000	0	100,000
1580	BB	TRF-TCMT-08N	MET COUNCIL-MT	SECT 5309 FIXED GUIDEWAY: TWIN CITIES MET COUNCIL MT-RAIL FACILITIES	0.0	B3	BUS GRANT CAPITAL IMPROVEMENT	FTA	6,000,000	0	0	4,800,000	0	1,200,000
1581	BB	TRF-TCMT-08P	MET COUNCIL	SECT 5316: TWIN CITIES MET COUNCIL-JOB ACCESS/REVERSE COMMUTE PROJECTS TBN	0.0	JA	BUS GRANT CAPITAL IMPROVEMENT	FTA	2,000,000	0	0	1,000,000	0	1,000,000
1582	BB	TRF-TCMT-08Q	MET COUNCIL-MT	SECT 5309: TWIN CITIES MET COUNCIL MT-FTH 2 GARAGE - PARTIAL	0.0	B3	BUS GRANT CAPITAL IMPROVEMENT	FTA	7,000,000	0	0	5,600,000	0	1,400,000
1583	BB	TRF-TCMT-08R	MET COUNCIL-MT	SECT 5307: TWIN CITIES MET COUNCIL MT-28TH AVE COP	0.0	B9	BUS GRANT CAPITAL IMPROVEMENT	FTA	4,500,000	0	0	3,600,000	0	900,000
1584	BB	TRF-TCMT-08S	MET COUNCIL-MT	SECT 5307: TWIN CITIES MET COUNCIL MT-BUS GARAGE-FTH 2(PARTIAL)	0.0	B9	BUS GRANT CAPITAL IMPROVEMENT	FTA	10,000,000	0	0	8,000,000	0	2,000,000
1585	BB	TRF-TCMT-08T	MET COUNCIL-MT	SECT 5307: TWIN CITIES MET COUNCIL MT-TRANSIT BUSINESS COMPUTER SYSTEMS(HW & SW)	0.0	B9	BUS GRANT CAPITAL IMPROVEMENT	FTA	2,500,000	0	0	2,000,000	0	500,000
1586	BB	TRF-TCMT-08U	MET COUNCIL-U OF M	SECT 5307: TWIN CITIES MET COUNCIL U OFM-U OF MN BUS CONTRACT OR ACQUISITION	0.0	B9	BUS GRANT CAPITAL IMPROVEMENT	FTA	375,000	0	0	300,000	0	75,000
1587	BB	TRF-TCMT-08V	MET COUNCIL-MT	SECT 5307: TWIN CITIES MET COUNCIL MT-MODULAR OVERHAUL OF COMPONENTS	0.0	B9	BUS GRANT CAPITAL IMPROVEMENT	FTA	300,000	0	0	240,000	0	60,000
1588	BB	TRF-TCMT-08W	MET COUNCIL-MT	SECT 5307: TWIN CITIES MET COUNCIL MT-SECURITY/SAFETY FOR 1%	0.0	B9	BUS GRANT CAPITAL IMPROVEMENT	FTA	575,000	0	0	460,000	0	115,000
1589	BB	TRF-TCMT-08X	MET COUNCIL-MT	SECT 5307: TWIN CITIES MET COUNCIL MT-0.5% FOR MT STAFF TRAINING/CERTIFICATION	0.0	B9	BUS GRANT CAPITAL IMPROVEMENT	FTA	287,500	0	0	230,000	0	57,500

Seq #	Route System	Project Number	Agency	Description	Miles	Program	Type of Work	Proposed Funds	Total	FHWA	AC	FTA	TH	Other
1590	BB	TRF-TCMT-08Y	MET COUNCIL-MT	SECT 5307: TWIN CITIES MET COUNCIL MT-TRANSIT ENHANCEMENTS 1%	0.0	B9	BUS GRANT CAPITAL IMPROVEMENT	FTA	575,000	0	0	460,000	0	115,000
1591	BB	TRF-TCMT-08Z	MET COUNCIL-MTS	SECT 5317: TWIN CITIES MET COUNCIL MTS-NEW FREEDOMS(IND PROJECTS TBN)2008	0.0	NF	BUS GRANT CAPITAL IMPROVEMENT	FTA	713,750	0	0	571,000	0	142,750
1592	BB	TRS-7068-08A	MNDOT	HEARTLAND EXPRESS-PURCHASE CLASS 400 BUS	0.0	TR	PURCHASE BUS	STP	58,000	46,400	0	0	0	11,600
1593	BB	TRS-RCRRA-08	RAMSEY COUNTY	SECT 1301: UNION DEPOT MULTIMODAL TRANSIT FACILITY IN ST PAUL	0.0	TR	MISCELLANEOUS	PNRS	13,281,250	10,625,000	0	0	0	2,656,250
1594	CMAQ	CM-1-03	MET COUNCIL - MTS	2008 TWIN CITIES REGIONAL FLEET EXPANSION: PURCHASE 21 TRANSIT BUSES TO EXPAND THE REGIONAL FLEET AND INCREASE TRANSIT SERVICE FOR OPT-OUT TRANSIT PROVIDERS.	0.0	TR	PURCHASE BUS	CMAQ	7,975,000	6,380,000	0	0	0	1,595,000
1595	CMAQ	CM-12-03	MET COUNCIL - MT	NEW EXPRESS COMMUTER SERVICE FROM LK ELMO/WOODBURY TO DOWNTOWN MPLS-PURCHASE 10 HYBRID BUSES FOR I-94 E PARK/RIDE SERVICE EXPANSION	0.0	TR	PURCHASE BUS	CMAQ	6,220,616	4,976,493	0	0	0	1,244,123
1596	CMAQ	CM-14-03	MET COUNCIL - MT	NEW EXPRESS COMMUTER SERVICE FROM BROOKLYN PK TO DOWNTOWN MPLS-PURCHASE 10 HYBRID BUSES FOR NW CORRIDOR/SECTOR 8 SERVICE EXPANSION	0.0	TR	PURCHASE BUS	CMAQ	6,220,616	4,976,493	0	0	0	1,244,123
1597	RR	02-00133	MN/DOT	BNSF@CSAH 57, SUNFISH LAKE BLVD NW, ANOKA COUNTY, RELOCATE GATES, INSTALL CANTILEVERS & UPGRADE CIRCUITRY	0.0	SR	RR X-ING IMPROVEMENTS	RRS	277,000	249,300	0	0	0	27,700
1598	RR	19-00135	MN/DOT	CP@210TH ST W, LAKEVILLE-INSTALL SIGNALS & GATES	0.0	SR	RR X-ING IMPROVEMENTS	RRS	203,000	182,700	0	0	0	20,300
1599	RR	27-00272	MN/DOT	CP@W 111TH ST, BLOOMINGTON-INSTALL SIGNALS & GATES	0.0	SR	RR X-ING IMPROVEMENTS	RRS	203,000	182,700	0	0	0	20,300
1600	RR	62-00194	MN/DOT	MNRR@4TH ST., WHITE BEAR LAKE-UPGRADE CIRCUITRY	0.0	SR	RR X-ING IMPROVEMENTS	RRS	87,000	78,300	0	0	0	8,700
1601	RR	62-00195	MN/DOT	MNRR@8TH ST NW, NEW BRIGHTON-INSTALL SIGNALS & GATES	0.0	SR	RR X-ING IMPROVEMENTS	RRS	203,000	182,700	0	0	0	20,300
1602	RR	62-00197	MN/DOT	UP@WITHAM AVE, ST. PAUL-INSTALL SIGNALS & GATES	0.0	SR	RR X-ING IMPROVEMENTS	RRS	203,000	182,700	0	0	0	20,300
1603	RR	70-00117	MN/DOT	UP@ATWOOD ST, SHAKOPEE-INSTALL SIGNALS	0.0	SR	RR X-ING IMPROVEMENTS	RRS	174,000	156,600	0	0	0	17,400

ATP: M
Fiscal Year: 2008

STIP for FY 2007-2009

Seq #	Route System	Project Number	Agency	Description	Miles	Program	Type of Work	Proposed Funds		FHWA	AC	FTA	TH	Other
								Funds	Total					
1604	CR	02-596-09AC1	ANOKA COUNTY	**MN130**RIGHT OF WAY ACQUISITION FOR MISS RIVER BR CONNECTING I-94 AND TH 10 BETWEEN TH 169 & TH 101(AC PAYBACK)	0.0	RW	RIGHT OF WAY	HPP	136,000	136,000	0	0	0	0
1605	CSAH 14	02-614-29AC1	ANOKA COUNTY	**MN159**AT I-35E/MAIN ST INTERCHANGE IN LINO LAKES- PRELIMINARY DESIGN FOR RECONSTRUCTIN OF INTERCHANGE(AC PAYBACK)	0.0	PL	PLANNING	HPP	136,000	136,000	0	0	0	0
1606	CSAH 18	02-618-25	ANOKA COUNTY	ON CROSSTOWN BLVD(CSAH 18) AT TH 65 IN HAM LAKE- TURN LANES, CHANNELIZATION, TRAF SIGNAL REV, ETC	0.2	SH	GRADE AND SURFACE	HSIP	1,160,000	1,044,000	0	0	0	116,000
1607	CSAH 51	02-651-06	ANOKA COUNTY	CSAH 51 (UNIV AVE) FROM 92ND AVE TO CSAH 10 IN COON RAPIDS & BLAINE, RECONSTRUCT, MEDIAN, TURN LANES, ETC	0.5	RC	GRADE AND SURFACE	UG	2,382,200	1,905,760	0	0	0	476,440
1608	CSAH 116	02-652-05	ANOKA COUNTY	ON BUNKER LK BLVD(CSAH 116) FROM TH 65 TO RADISSON RD & ON RADISSON RD(CSAH 52) FROM BUNKER LK BLVD TO CSAH 14 IN HAM LAKE AND BLAINE-RECONSTRUCT SEGMENTS FROM 2-LANE RURAL 4-LANE DIVIDED RDWY, TRAIL, ETC	2.6	RC	GRADE AND SURFACE	UG	7,975,000	6,380,000	0	0	0	1,595,000
1609	CSAH 17	13-617-05AC2	CHISAGO COUNTY	**MN184**AT I-35 IN LENT TWP-CONSTRUCT RAMPS, NEW BRIDGE, AND RECONSTRUCT CSAH 17 FROM W CO LINE TO CSAH 30(AC PAYBACK)	0.0	MC	GRADE,SURFACE & BRIDGE	HPP	954,821	954,821	0	0	0	0
1610	PED/BIKE	19-090-08	DAKOTA COUNTY	SPRING LAKE PARK RESERVE IN NININGER TO EXISTING TRAILS IN HASTINGS-CONSTRUCT EASTERN SEGMENT OFMISS RIVER REGIONAL TRAIL	3.4	EN	PEDESTRIAN BIKE TRAIL	TEA	870,000	696,000	0	0	0	174,000
1611	BB	19-596-06	DAKOTA COUNTY	**MN170**CEDAR AVE BUSWAY IN DAKOTA COUNTY- CONSTRUCTION(AC PROJECT-PAYBACK IN 2009-OTHER \$\$ FROM 2005/2006 STATE BONDS)	0.0	TR	BUS GRANT CAPITAL IMPROVEMENT	HPP	1,409,000	964,000	1,632,000	0	0	445,000
1611	BB	19-596-06S	DAKOTA COUNTY	**MN218**CEDAR AVE BUSWAY IN DAKOTA COUNTY- CONSTRUCTION(AC PROJECT-PAYBACK IN 2009-OTHER \$\$ FROM 2005/2006 STATE BONDS)	0.0	TR	BUS GRANT CAPITAL IMPROVEMENT	HPP	4,462,500	3,400,000	1,700,000	0	0	1,062,500
1612	CSAH 42	19-642-42	DAKOTA COUNTY	ON CSAH 42 FROM CSAH 5 IN BURNSVILLE TO GLENDALE RD IN SAVAGE-RECONSTRUCTION, LANE ADDITION, ACCESS MGMT, ETC	1.5	RC	GRADE AND SURFACE	UG	12,500,000	6,380,000	0	0	0	6,120,000
1612	CSAH 42	19-642-42A	DAKOTA COUNTY	**MN077** GLENDALE RD IN SAVAGE TO CSAH 5 IN BURNSVILLE, RECONSTRUCT (2004 APPROPRIATIONS ACT)	1.6	RC	GRADE AND SURFACE	FFM	250,000	250,000	0	0	0	0
1613	CSAH 42	19-642-44AC1	DAKOTA COUNTY	**MN223**AT TH 52 INTERCHANGE IN ROSEMOUNT-RIGHT OF WAY FOR RECONSTRUCTION OF INTERCHANGE (AC PAYBACK)	0.0	RW	RIGHT OF WAY	HPP	276,250	276,250	0	0	0	0

Seq #	Route System	Project Number	Agency	Description	Miles	Program	Type of Work	Proposed Funds	Total	FHWA	AC	FTA	TH	Other
1614	CSAH 42	19-642-45AC1	DAKOTA COUNTY	**MN223**AT TH 52 INTERCHANGE IN ROSEMOUNT- PRELIMINARY ENGINEERING FOR RECONSTRUCTION OF INTERCHANGE (AC PAYBACK)	0.0	PL	PLANNING	HPP	276,250	276,250	0	0	0	0
1615	CSAH 70	19-670-08	DAKOTA COUNTY	CSAH 70 FROM 0.6 MI W OF I-35 TO 0.4 MI E OF I-35 IN LAKEVILLE, RECONSTRUCT INTERCHANGE AT I-35, CSAH 70 TO 4-LANE DIVIDED RDWY, BIKE TRAILS, FR RDS, ETC	1.0	RC	GRADE,SURFACE & BRIDGE	UG	15,200,000	6,094,000	0	0	0	9,106,000
1616	CSAH 47	19-686-08	DAKOTA COUNTY	ON NORTHFIELD BLVD(CSAH 47) AT 280TH ST(CSAH 86) IN SCIOTA & CASTLE ROCK TWP-INTERSECTION IMPROVEMENTS INCLUDING TURN LANES, SIGHT DISTANCE CORRECTIONS, SHLDS, ETC	0.2	SH	GRADE AND SURFACE	HSIP	837,778	754,000	0	0	0	83,778
1617	TH 55	27-030-14A	HENNEPIN COUNTY	**MN120**ENVIRONMENTAL STUDIES AND RIGHT OF WAY ACQUISITION FOR TH 55 CORRIDOR PROTECTION PROJECT	0.0	PL	PLANNING	HPP	162,500	130,000	0	0	0	32,500
1618	PED/BIKE	27-090-12	HENNEPIN COUNTY	OVER THE MISSISSIPPI RIVER AT 29TH ST IN MPLS- CONSTRUCT PED/BIKE BRIDGE ON INPLACE CP RR BRIDGE & APPROACHES	0.6	BT	PEDESTRIAN BIKE BRIDGE	UG	2,030,000	1,624,000	0	0	0	406,000
1618	PED/BIKE	27-090-12A	HENNEPIN COUNTY	OVER THE MISSISSIPPI RIVER AT 29TH ST IN MPLS- CONSTRUCT PED/BIKE BRIDGE ON INPLACE CP RR BRIDGE & APPROACHES (2006 APPROPRIATIONS ACT)	0.6	BT	PEDESTRIAN BIKE BRIDGE	FFM	1,500,000	1,500,000	0	0	0	0
1619	CSAH 19	27-090-14	HENNEPIN COUNTY	FROM MAPLE PARK IN MEDINA TO CSAH 11 NEAR LORETTO- CONSTRUCT CSAH 19 MULTI-USE TRAIL(PHASE 2)	1.0	EN	GRADE AND SURFACE	TEA	525,596	420,477	0	0	0	105,119
1620	CSAH 19	27-090-15	HENNEPIN COUNTY	FROM CSAH 11 NEAR LORETTO TO TH 55-CONSTRUCT CSAH 19 MULTI-USE TRAIL(PHASE 3)	1.0	EN	PEDESTRIAN BIKE TRAIL	TEA	472,236	377,789	0	0	0	94,447
1621	CSAH 3	27-603-30	HENNEPIN COUNTY	**TI-SECT 1934**LAKE ST ACCESS TO I-35W IN MPLS- PRELIMINARY ENGINEERING, RW, & CONSTRUCTION (AC PROJECT, PAYBACK IN 2009)	0.0	RW	RIGHT OF WAY	TI	5,355,000	4,080,000	2,295,000	0	0	1,275,000
1621	CSAH 3	27-603-30H	HENNEPIN COUNTY	**MN151**LAKE ST ACCESS TO I-35W IN MPLS-PURCHASE RW(AC PROJECT, PAYBACK IN 2009)	0.0	RW	RIGHT OF WAY	HPP	1,428,000	1,088,000	544,000	0	0	340,000
1622	CSAH 3	27-603-43	HENNEPIN COUNTY	EXCELSIOR BLVD(CSAH 3) OVER MINNEHAHA CREEK IN ST. LOUIS PARK-REPLACE BR 90455	0.0	BR	BRIDGE REPLACEMENT	BR	742,400	593,920	0	0	0	148,480
1623	CSAH 22	27-622-03	HENNEPIN COUNTY	LYNDALE AVE(CSAH 22) OVER MINNEHAHA CREEK IN MPLS- REPLACE BR 90444	0.0	BR	BRIDGE REPLACEMENT	BR	1,496,400	1,197,120	0	0	0	299,280
1624	CSAH 35	27-635-26	HENNEPIN COUNTY	PORTLAND AVE(CSAH 35) OVER HCRRA CORRIDOR IN MPLS-REPLACE BR 90494	0.0	BR	BRIDGE REPLACEMENT	BR	1,554,400	1,243,520	0	0	0	310,880
1625	CSAH 152	27-752-18	HENNEPIN COUNTY	CEDAR AVE(CSAH 152) OVER HCRRA CORRIDOR IN MPLS- REPLACE BR 90437	0.0	BR	BRIDGE REPLACEMENT	BR	1,415,200	1,132,160	0	0	0	283,040

Seq #	Route System	Project Number	Agency	Description	Miles	Program	Type of Work	Proposed Funds	Total	FHWA	AC	FTA	TH	Other
1626	CSAH 16	62-616-04AC1	RAMSEY COUNTY	**MN 149**VADNAIS BLVD AT RICE ST/1-694 INTERCHANGE IN VADNAIS HTS-RIGHT OF WAY FOR REALIGNMENT (AC PAYBACK)	0.0	RW	RIGHT OF WAY	HPP	136,000	136,000	0	0	0	0
1627	CSAH 65	62-665-44	RAMSEY COUNTY	WHITE BEAR AVE FROM N OF RADATZ AVE TO N OF CO RD D IN MAPLEWOOD, RECONSTRUCT 4-LANE TO 6-LANES WITH LEFT TURN LN & ADJACENT ST CONNECTIONS	0.7	RC	GRADE AND SURFACE	UG	7,395,000	5,916,000	0	0	0	1,479,000
1628	CSAH 65	62-665-45AC1	RAMSEY COUNTY	**MN135**AT I-694/WHITE BEAR AVE INTERCHANGE IN WHITE BEAR LAKE-PRELIMINARY ENGINEERING FOR RECONSTRUCTION (AC PAYBACK)	0.0	PL	PLANNING	HPP	68,000	68,000	0	0	0	0
1629	CSAH 21	70-621-23AC1	SCOTT COUNTY	**MN161**RECONSTRUCTION OF CSAH 21 IN SCOTT COUNTY(AC PAYBACK)	0.0	RC	GRADE AND SURFACE	HPP	435,200	435,200	0	0	0	0
1630	CSAH 86	70-686-01	SCOTT COUNTY	280TH ST E FROM TH 19 TO TEXAS AVE(CSAH 27) IN NEW MARKET TWP, RECONSTRUCT, TURN LANES, WIDEN AND PAVE SHLDS, ETC	3.2	RC	GRADE AND SURFACE	UG	2,900,000	2,320,000	0	0	0	580,000
1631	PED/BIKE	82-090-01	WASHINGTON COUNTY	ON HARDWOOD CREEK REGIONAL TRAIL IN FOREST LAKE-CONSTRUCT PED/BIKE BRIDGE 82523 OVER CSAH 2 (BROADWAY AVE)	0.0	EN	PEDESTRIAN BIKE BRIDGE	TEA	794,600	635,680	0	0	0	158,920
1632	CSAH 2	82-602-13AC1	WASHINGTON COUNTY	**MN165**AT I-35 INTERCHANGE IN FOREST LAKE-CORRIDOR DESIGN (AC PAYBACK)	0.0	PL	PLANNING	HPP	232,000	232,000	0	0	0	0
1633	CSAH 2	82-602-16AC	WASHINGTON COUNTY	**MN165**AT I-35 INTERCHANGE IN FOREST LAKE-RIGHT OF WAY ACQUISITION (AC PAYBACK)	0.0	RW	RIGHT OF WAY	HPP	584,000	584,000	0	0	0	0
1634	CSAH 13	82-613-21AC	WASHINGTON COUNTY	ON RADIO DR(CSAH 13) FROM S OF PIONEER DR/AFTON RD TO S OF BAILEY RD(CSAH 18)-RECONSTRUCT FROM 2-LANE RURAL RDWY TO 4-LANE DIVIDED RDWY WITH SEPARATED PED/BIKE PATH(AC PAYBACK)	1.9	RC	GRADE AND SURFACE	UG	4,927,680	4,927,680	0	0	0	0
1635	CSAH 18	82-618-11	WASHINGTON COUNTY	ON 40TH ST N(CSAH 18) FROM TH 95 TO CSAH 21 IN AFTON-RECONSTRUCT, ADD SHLDS, ETC	4.3	RC	GRADE AND SURFACE	UG	4,072,760	3,258,208	0	0	0	814,552
1636	CSAH 19	82-619-14	WASHINGTON COUNTY	I-94 S FR RD IN WOODBURY TO LAKE ELMO PARK IN LAKE ELMO, RECONSTRUCT TRAIL ALONG CSAH 19 & CONSTRUCT TRAIL LINK S FR RD TO N FR RD AT I-94	1.3	EN	PEDESTRIAN BIKE TRAIL	TEA	261,000	208,800	0	0	0	52,200
1637	CSAH 25	82-625-02	WASHINGTON COUNTY	ON CENTURY AVE(CSAH 25) FROM WOODBINE AVE TO VALLEY CREEK RD(CSAH 16) IN WOODBURY-RECONSTRUCT 2-LANE TO 4-LANE RDWY, PED/BIKE PATH, SIGNALS, ETC	1.3	RC	GRADE AND SURFACE	UG	4,099,150	3,279,320	0	0	0	819,830
1638	PED/BIKE	91-090-39	MPLS PARK/REC BOARD	W SIDE OF MISS RIVER FROM FRANKLIN AVE TO 42ND ST/W RIVER PKWY IN MPLS-RECONSTRUCT WEST RIVER PKWY PED/BIKE TRAIL, SIGNS, LANDSCAPING, ETC	2.8	EN	PEDESTRIAN BIKE TRAIL	TEA	1,450,000	1,160,000	0	0	0	290,000

ATP: M
Fiscal Year: 2008

STIP for FY 2007-2009

Seq #	Route System	Project Number	Agency	Description	Miles	Program	Type of Work	Proposed Funds	Total	FHWA	AC	FTA	TH	Other
1639	PED/BIKE	91-090-50	SAINT PAUL	**MN181**BIKE TR/BRIDGE OVER RR AND WARNER RD FROM BRUCE VENTO REGIONAL TRAIL TO MISS RIVER CORR TRAIL IN ST PAUL-CONSTRUCTION (AC PROJECT, PAYBACK IN 2009)	0.0	BT	GRADE AND SURFACE	HPP	433,500	306,000	408,000	0	0	127,500
1640	PED/BIKE	92-090-29	DNR	OVER CSAH 15(MANNING AVE) IN GRANT-CONSTRUCT GATEWAY TRAIL BRIDGE 82524 & APPROACHES	0.3	EN	GRADE,SURFACE & BRIDGE	TEA	1,044,000	835,200	0	0	0	208,800
1641	TH 10	103-010-16AC1	CITY OF ANOKA	**MN196**US 10 CORRIDOR IMPROVEMENTS IN THE CITY OF ANOKA-DESIGN & RW ACQUISITION(AC PAYBACK)	3.0	PL	PLANNING	HPP	204,000	204,000	0	0	0	0
1642	PED/BIKE	120-090-01	EDINA	ALONG INTERLACHEN BLVD/BLAKE RD FROM VERNON AVE IN EDINA TO SW LRT TRAIL IN HOPKINS-CONSTRUCT OFF-RD PED/BIKE TRAIL	2.5	EN	PEDESTRIAN BIKE TRAIL	TEA	1,660,000	1,160,000	0	0	0	500,000
1643	CMAQ	141-030-09	MINNEAPOLIS	NEAR THE UNIVERSITY OF MINNESOTA EAST CAMPUS AREA IN MPLS-ADAPTIVE CONTROL EXPANSION BY PROVIDING SOPHISTICATED SIGNAL OPERATION DURING CONGESTED PERIODS	0.0	AT	TRAFFIC SIGNAL REVISION	CMAQ	2,356,250	1,885,000	0	0	0	471,250
1644	PED/BIKE	141-090-30	MINNEAPOLIS	SECT 1807: NON-MOTORIZED PILOT PROGRAM IN THE TWIN CITIES	0.0	BT	GRADE AND SURFACE	FFM	5,312,500	5,312,500	0	0	0	0
1645	MSAS 164	155-164-11	PLYMOUTH	ON FERNBROOK LN(MSAS 164) FROM 27TH AVE TO 34TH AVE IN PLYMOUTH-CHANNELIZATION, ADDITIONAL LANES, TRAFFIC SIGNAL, ETC	0.3	SH	GRADE AND SURFACE	HSIP	2,600,000	918,720	0	0	0	1,681,280
1646	CSAH 35	157-020-19	RICHFIELD	PORTLAND AVE FROM 64TH TO 68TH ST & 66TH ST FROM CLINTON TO COLUMBUS IN RICHFIELD, RECONSTRUCT & CHANNELIZE, ETC (LIVABLE COMMUNITIES PROJECT)	0.9	RC	GRADE AND SURFACE	UG	2,782,920	2,226,336	0	0	0	556,584
1647	MSAS 363	157-363-19	RICHFIELD	LYNDALE AVE OVER I-494 IN RICHFIELD & BLOOMINGTON-RECONSTRUCT INTERCHANGE, REPLACE BR 9076, ETC (MNDOT PORTION-SP IS 2785-342)	0.0	MC	GRADE,SURFACE & BRIDGE	SF	5,500,000	0	0	0	5,500,000	0
1647	MSAS 363	157-363-19A	RICHFIELD	**MN090** LYNDALE AVE OVER I-494 IN RICHFIELD & BLOOMINGTON-RECONSTRUCT INTERCHANGE, REPLACE BR 9076, ETC(2005 APPROPRIATIONS ACT)	0.0	MC	GRADE,SURFACE & BRIDGE	FFM	2,500,000	2,500,000	0	0	0	0
1647	MSAS 363	157-363-19B	RICHFIELD	**MN104**LYNDALE AVE OVER I-494 IN RICHFIELD & BLOOMINGTON-RECONSTRUCT INTERCHANGE, REPLACE BR 9076, ETC (HPP AC PROJECT, PAYBACK IN 2009)	0.0	MC	GRADE,SURFACE & BRIDGE	HPP	8,840,000	8,840,000	4,420,000	0	0	0
1647	MSAS 363	157-363-19L	RICHFIELD	LYNDALE AVE OVER I-494 IN RICHFIELD & BLOOMINGTON-RECONSTRUCT INTERCHANGE, REPLACE BR 9076, ETC(TEA-21 HPP\$)	0.0	MC	GRADE,SURFACE & BRIDGE	HPP	7,400,000	7,400,000	0	0	0	0
1648	CITY	164-070-07B	SAINT PAUL	**MN219**RIGHT OF WAY & CONSTRUCTION OF TWIN CITIES BIOSCIENCE CORRIDOR IN ST PAUL (AC PROJECT, PAYBACK IN 2009)	0.0	RC	GRADE AND SURFACE	HPP	765,000	510,000	1,020,000	0	0	255,000

Seq #	Route System	Project Number	Agency	Description	Miles	Program	Type of Work	Proposed Funds	Total	FHWA	AC	FTA	TH	Other
1649	CR 5	179-020-28A	BURNSVILLE	**MN190**AT TH 13 IN BURNSVILLE-RIGHT OF WAY ACQUISITION FOR RECONSTRUCTION OF INTERSECTION	0.0	RW	RIGHT OF WAY	HPP	510,000	408,000	408,000	0	0	102,000
1650	CSAH 10	182-020-22	NEW HOPE	ON BASS LAKE RD(CSAH 10) FROM ZEALAND AVE TO 1700 FT E IN NEW HOPE-RECONSTRUCT, TURN LANES, MEDIAN, PED/BIKE, ETC	0.3	RC	GRADE AND SURFACE	UG	1,793,360	1,434,688	0	0	0	358,672
1651	CITY	192-131-01AC1	WOODBURY	**MN194**CORRIDOR DESIGN WORK, I-94 AND RADIO DRIVE IN WOODBURY(AC PAYBACK)	0.0	PL	PLANNING	HPP	68,000	68,000	0	0	0	0
1652	TH 10	199-010-09AC1	CITY OF RAMSEY	**MN196**US 10 CORRIDOR IMPROVEMENTS IN THE CITY OF RAMSEY-DESIGN & RW ACQUISITION(AC PAYBACK)	5.0	PL	PLANNING	HPP	136,000	136,000	0	0	0	0
1653	TH 95	225-010-04AC1	NORTH BRANCH	**MN150**OVER I-35 IN NORTH BRANCH-RECONSTRUCT BRIDGE AND APPROACHES(AC PAYBACK)	0.0	RC	GRADE,SURFACE & BRIDGE	HPP	1,210,527	1,210,527	0	0	0	0
1653	TH 95	225-010-04SAC1	NORTH BRANCH	**MN214**OVER I-35 IN NORTH BRANCH-RECONSTRUCT BRIDGE AND APPROACHES(AC PAYBACK)	0.0	RC	GRADE,SURFACE & BRIDGE	HPP	127,500	127,500	0	0	0	0
1654	CMAQ	CM-2-03A	MET COUNCIL	RTDM & COMMUTER ALTERNATIVES PROGRAMS INCLUDING FUNDS FOR METRO COMMUTER SERVICES, THE DOWNTOWN MPLS TMO, THE ST PAUL TMO, THE ST PAUL MIDWAY TMO, AND THE I-494 CORRIDOR COALITION	0.0	TM	PLANNING	CMAQ	3,987,500	3,190,000	0	0	0	797,500
1655	TH 7	1003-30	MN/DOT	FROM MACLEOD/CARVER CO LINE TO ST BONIFACIUS-BITUMINOUS MILL & OVERLAY, ROUNDABOUTS AT TH 25 & AT CSAH 10, ETC(OTHER IS \$0.35M LOCAL FUNDS & \$2.25M FROM ATP 8)	13.3	RS	MILL AND OVERLAY STP		7,000,000	3,520,000	0	0	880,000	2,600,000
1656	TH 7	2706-212	MN/DOT	AT AQUILA ST IN ST LOUIS PARK-ACCESS CLOSURE, ACCELERATION LANE, TRAFFIC SIGNAL REVISION, ETC(\$250K-SC,\$50K-TRAF PRES)	0.1	SC	SPOT IMPROVEMENT	SF LF	350,000	0	0	0	300,000	50,000
1657	TH 8	1308-17AC1	MNDOT	**MN 142**FROM FOREST LAKE TO CHISAGO CITY-ENVIRONMENTAL REVIEW FOR UPGRADE(AC PAYBACK)	6.0	PL	PLANNING	HPP	82,000	82,000	0	0	0	0
1658	TH 10	0202-85	MN/DOT	SUNFISH LAKE BLVD IN RAMSEY, REBUILD TRAFFIC SIGNAL	0.0	SC	TRAFFIC SIGNAL REVISION	SF LF	210,000	0	0	0	200,000	10,000
1659	TH 12	2713-83	MN/DOT	CO RD 6 TO WAYZATA BLVD-CONSTRUCT INTERCHANGES, ETC (AC PROJECT, PAYBACK IN 2009)	5.0	MC	GRADE,SURFACE & BRIDGE	NHS	10,700,000	7,200,000	6,800,000	0	3,500,000	0
1660	TH 12	2713-85	MN/DOT	UNDER BNSF RR W OF MAPLE PLAIN, REPLACE BR 4859	0.0	BR	GRADE,SURFACE & BRIDGE	BR	6,580,000	5,264,000	0	0	1,316,000	0
1661	TH 12	2713-96AC	MN/DOT	OVER WETLAND NEAR STUBBS BAY IN ORONO-CONSTRUCT BR 27296 & APPROACHES(AC PAYBACK)	0.1	MC	GRADE,SURFACE & BRIDGE	NHS	5,000,000	5,000,000	0	0	0	0
1662	TH 12	2714-139	MNDOT	0.5 MI W OF WAYZATA BLVD TO 0.5 MI E OF I-494-BITUMINOUS MILL & OVERLAY	3.8	RS	MILL AND OVERLAY	SF	4,685,000	0	0	0	4,685,000	0

Seq #	Route System	Project Number	Agency	Description	Miles	Program	Type of Work	Proposed Funds	Total	FHWA	AC	FTA	TH	Other
1663	TH 13	1901-150	MNDOT	FROM CSAH 11 TO CSAH 30 IN BURNSVILLE-CONSTRUCT BUS ONLY SHOULDERS	1.6	TR	GRADE AND SURFACE	SF	815,000	0	0	0	815,000	0
1664	TH 21	7002-41	MN/DOT	AT 2ND ST NW IN JORDAN-REBUILD TRAFFIC SIGNAL	0.0	SC	TRAFFIC SIGNAL REVISION	SF	200,000	0	0	0	200,000	0
1665	I 35	1980-88	MNDOT	UNDER CSAH 70 IN LAKEVILLE-REPLACE BR 19842 (COST SHARING WITH DAKOTA COUNTY INTERCHANGE PROJECT 19-670-08)	0.0	BI	BRIDGE REPLACEMENT	SF	1,000,000	0	0	0	1,000,000	0
1666	I 35	1980-76	MN/DOT	FROM CSAH 70 TO CSAH 60 IN LAKEVILLE-INSTALL TRAFFIC MANAGEMENT SYSTEM	2.8	TM	TRAFFIC MGMT. SYSTEM	SF	250,000	0	0	0	250,000	0
1667	I 35E	1982-136	MN/DOT	FROM NB I35E TO I-494 CD RD IN MENDOTA HEIGHTS & EAGAN-WIDEN & ADD LANE ON EXIT RAMP(INCLUDES \$50K OF WRE FUNDS)	0.3	SC	GRADE AND SURFACE	SF	350,000	0	0	0	350,000	0
1668	I 35E	6280-304AC2	MN/DOT	I-35E FROM TH 36 TO CR E & I-694 FROM RICE ST TO TH 61, GRADING, SURFACING, BRS (BAP PAYBACK)	3.8	MC	GRADE,SURFACE & BRIDGE	IM	42,600,000	42,600,000	0	0	0	0
1669	I 35E	8825-207	MN/DOT	ON I-35E FROM I-694 TO N JCT I-35/I-35W-REPLACE SIGNS	13.4	SC	SIGNING	SF	265,000	0	0	0	265,000	0
1670	I 35E	8825-209	MN/DOT	AT CSAH 96 IN WHITE BEAR LAKE, AT CR J & AT CSAH 14 IN LINO LAKES-REPLACE INTERCHANGE LIGHTING	6.0	SC	LIGHTING	SF	210,000	0	0	0	210,000	0
1671	I 35W	1981-102	MN/DOT	FROM BURNSVILLE PKWY TO CSAH 42 IN BURNSVILLE-ELIMINATE SB LANE DROP & EXTEND SB LANE	1.4	SC	GRADE AND SURFACE	SF	1,000,000	0	0	0	1,000,000	0
1672	I 35W	2782-281AC1	MN/DOT	66TH ST IN RICHFIELD TO MINNEHAHA CREEK IN MINNEAPOLIS-GRADING, SURFACING, BRS, ETC & HOV LANE(AC PAYBACK)	2.7	MC	GRADE,SURFACE & BRIDGE	IM	63,000,000	63,000,000	0	0	0	0
1673	I 35W	2782-290	MN/DOT	AT W 94TH ST RAMPS IN BLOOMINGTON-REBUILD TRAFFIC SIGNAL	0.0	SC	TRAFFIC SIGNAL REVISION	SF LF	400,000	0	0	0	200,000	200,000
1674	I 35W	6284-136	MN/DOT	INDUSTRIAL BLVD IN MPLS TO I-694 IN NEW BRIGHTON & ARDEN HILLS-REPLACE SIGNS	5.3	SC	SIGNING	SF	575,000	0	0	0	575,000	0
1675	TH 36	6211-81AC1	RAMSEY COUNTY	**MN138**FROM TH 120 TO MCKNIGHT RD IN NORTH ST PAUL-CONSTRUCT INTERCHANGES, BRS 62094 & 62095, ETC-TIED TO 151-090-01, 151-101-02, 151-248-13 (AC PAYBACK)	1.3	MC	GRADE,SURFACE & BRIDGE	HPP	816,000	816,000	0	0	0	0
1676	TH 36	8214-114A	MNDOT	**MN191**ST CROIX RIVER X-ING AT STILLWATER-(MN)TH 36/(WI) TH 64-DESIGN, RIGHT OF WAY & CONSTRUCTION OF UTILITY RELOCATION	2.3	RW	RIGHT OF WAY	HPP	150,000	120,000	0	0	30,000	0
1677	TH 36	8214-9115	MN/DOT	EB TH 36 OVER TH 95, REPAIR BR 9115	0.0	BR	BRIDGE REPLACEMENT	BR	1,779,150	1,423,320	0	0	355,830	0

Seq #	Route System	Project Number	Agency	Description	Miles	Program	Type of Work	Proposed Funds	Total	FHWA	AC	FTA	TH	Other
1678	TH 36	8217-12A	MNDOT	**MN217**ST CROIX RIVER X-ING AT STILLWATER-(MN)TH 36/(WI) TH 64-DESIGN, MITIGATION IMPLEMENTATION, CONSTRUCT, AND ACQUIRE RW	2.3	PL	PLANNING	HPP	4,250,000	3,400,000	0	0	850,000	0
1679	TH 47	0205-86	MN/DOT	ON THE E SIDE FROM 73RD AVE NE TO OSBORNE RD NE IN FRIDLEY-CONSTRUCT NOISE WALL	0.5	NO	NOISE ABATEMENT	SF	900,000	0	0	0	900,000	0
1680	TH 52	1905-9425A	MNDOT	OVER CANNON RIVER, UNDER CSAH 88, AND OVER VERMILLION RIVER IN DAKOTA CO-REDECK BRS 9425, 9426; REPAIR BR 19033; REPAIR & PAINT BR 9488	11.2	BI	BRIDGE REPAIR	SF	2,560,000	0	0	0	2,560,000	0
1681	TH 52	1907-68	MN/DOT	111TH TO OLD CONCORD IN INVER GROVE HTS- CONSTRUCT FRONTAGE RD, ACCESS MGMT, ETC(\$.95M OF FY 2007 & \$.87M OF FY 2008 ACCESS MANAGEMENT FUNDS & \$100,000 OF SC FUNDS INCLUDED;OTHER IS COUNTY-\$0.5M, CITY-\$0.26, POSSIBLE AM=\$0.95)	0.4	SH	GRADE AND SURFACE	HSIP	4,674,000	1,044,000	0	0	1,920,000	1,710,000
1682	TH 52	1908-73	MN/DOT	LOTHENBACH AVE IN W ST PAUL, REBUILD TRAFFIC SIGNAL	0.0	SC	TRAFFIC SIGNAL REVISION	SF LF	200,000	0	0	0	100,000	100,000
1683	TH 55	2722-72	MNDOT	EB FROM CSAH 116 IN MEDINA TO OLD ROCKFORD RD IN PLYMOUTH & WB FROM CSAH 116 IN MEDINA TO FERNBROOK IN PLYMOUTH-BITUMINOUS MILL & OVERLAY	4.8	RS	MILL AND OVERLAY	SF	2,060,000	0	0	0	2,060,000	0
1684	TH 61	1913-5895B	MN/DOT	OVER MISSISSIPPI RIVER, RR, & STREET IN HASTINGS, REPAIR DECK & PARTIAL PAINT BR 5895	0.4	BI	BRIDGE REPAIR	SF	500,000	0	0	0	500,000	0
1685	TH 61	1913-61	MN/DOT	TH 61(VERMILLION ST) HISTORIC RETAINING WALL REHAB IN HASTINGS-REPAIR & REBUILD 0.27 MI OF WALL ALONG TH 61	0.3	EN	HISTORIC PRESERVATION	TEA	266,800	213,440	0	0	53,360	0
1686	TH 61	6222-154	MN/DOT	AT FROST AVE/PARKWAY DRIVE IN MAPLEWOOD-REBUILD TRAFFIC SIGNAL	0.0	SC	TRAFFIC SIGNAL REVISION	SF LF	250,000	0	0	0	125,000	125,000
1687	TH 61	8207-57	MNDOT	0.5 MI S OF N JCT TH 97 TO TH 8 IN FOREST LAKE-BITUMINOUS MILL & OVERLAY, ETC	2.9	RS	MILL AND OVERLAY	SF	2,050,000	0	0	0	2,050,000	0
1688	TH 65	0207-80	MN/DOT	OSBORNE RD IN SPRING LAKE PARK, REBUILD TRAFFIC SIGNAL	0.0	SC	TRAFFIC SIGNAL REVISION	SF LF	260,000	0	0	0	130,000	130,000
1689	TH 65	0208-115	MN/DOT	AT CROSSTOWN BLVD(CSAH 18) IN HAM LAKE-TRAFFIC SIGNAL REBUILD, INTERCONNECT, & TURN LANE EXTENSION(\$300K-RS; \$125K-SC PRES)	0.0	SC	TRAFFIC SIGNAL REVISION	SF LF	550,000	0	0	0	425,000	125,000
1690	TH 65	0208-123	MN/DOT	**MN101**AT TH 242 IN BLAINE-CONSTRUCT INTERCHANGE, BRS 02050, 02051, 02052, ETC(AC PROJECT, PAYBACK IN 2008, 2009)	0.5	MC	GRADE,SURFACE & BRIDGE	HPP LF	26,926,000	2,176,000	1,088,000	0	1,625,000	23,125,000

Seq #	Route System	Project Number	Agency	Description	Miles	Program	Type of Work	Proposed Funds	Total	FHWA	AC	FTA	TH	Other
1690	TH 65	0208-123S1	MN/DOT	**MN215** AT TH 242 IN BLAINE-CONSTRUCT INTERCHANGE, BRS 02050, 02051, 02052, ETC (AC PROJECT, PAYBACK IN 2009)	0.5	MC	GRADE,SURFACE & BRIDGE	HPP LF	1,785,000	1,360,000	680,000	0	425,000	0
1690	TH 65	0208-123S2	MN/DOT	**MN229** AT TH 242 IN BLAINE-CONSTRUCT INTERCHANGE, BRS 02050, 02051, 02052, ETC (AC PROJECT-PAYBACK IN 2009)	0.5	MC	GRADE,SURFACE & BRIDGE	HPP LF	1,785,000	1,360,000	680,000	0	425,000	0
1690	TH 65	0208-123UG	MNDOT	AT 121ST AVE/PAUL PKWY & AT 129TH AVE NE IN BLAINE-CONSTRUCT OVERPASSES, FRONTAGE RDS, ETC (AC PROJECT, PAYBACK IN FY 2009)	1.0	MC	GRADE,SURFACE & BRIDGE	UG	756,000	0	3,024,000	0	756,000	0
1691	TH 65	0208-125	MN/DOT	FROM BUNKER LAKE BLVD TO ISANT-ANOKA CO LINE IN BLAINE, HAM LAKE, & EAST BETHEL-SIGNING REPLACEMENT	13.5	SC	SIGNING	STP	495,000	396,000	0	0	99,000	0
1692	I 94	2780-74	MN/DOT	NEAR DUNKIRK LANE IN MAPLE GROVE-REPLACE CHANGEABLE MESSAGE SIGN	0.0	TM	TRAFFIC MGMT. SYSTEM	SF	85,000	0	0	0	85,000	0
1693	I 94	2781-27715	MNDOT	UNDER LYNDAL AVE NB, 4TH ST RAMP, 7TH ST N, & PLYMOUTH AVE IN MPLS-PAINT BRS 27715, 27781, 27782, & 27796	0.4	BI	PAINT BRIDGE	SF	2,550,000	0	0	0	2,550,000	0
1694	I 94	2781-408	MNDOT	CEDAR AVE IN MPLS TO KELLOGG BLVD EXIT IN ST PAUL (IM \$) & ON TH 280 FROM I-94 TO UNIV AVE (SF \$650K) IN ST PAUL-BITUMINOUS MILL & OVERLAY, ETC	6.7	RS	MILL AND OVERLAY	IM	9,050,000	7,560,000	0	0	1,490,000	0
1695	I 94	2781-9420A	MN/DOT	UNDER 25TH AVE, RIVERSIDE, PED BR @ 22ND AVE & OVER CEDAR AVE-PAINT BRS 9420, 9421, 9892, 27863	0.7	BI	PAINT BRIDGE	IM	1,350,000	1,215,000	0	0	135,000	0
1696	TH 97	8201-15	MNDOT	I-35 IN COLUMBUS TWP TO TH 95 IN NEW SCANDIA TWP-BITUMINOUS MILL & OVERLAY	13.2	RS	MILL AND OVERLAY	SF	3,630,000	0	0	0	3,630,000	0
1697	TH 169	2750-57	MN/DOT	S OF CSAH 81 TO N OF CSAH 109 IN BROOKLYN PARK, CONSTRUCT INTERCHANGE, BRIDGES 27R18, 27R19, 27R20, 27R21, 27R22, 27R23, 27R24, 27X08, PARK/RIDE, ETC (AC PROJECT, PAYBACK IN 2009 & 2010)	1.3	MC	GRADE,SURFACE & BRIDGE	NHS LF	14,210,000	0	27,640,000	0	6,910,000	7,300,000
1697	TH 169	2750-57UG	MN/DOT	S OF CSAH 81 TO N OF CSAH 109 IN BROOKLYN PARK, CONSTRUCT INTERCHANGE, BRIDGES 27R18, 27R19, 27R20, 27R21, 27R22, 27R23, 27R24, 27X08, PARK/RIDE, ETC(URBAN GUARANTEE PORTION-AC PROJECT, PAYBACK IN 2009)	1.3	MC	GRADE,SURFACE & BRIDGE	UG	1,630,889	0	6,523,550	0	1,630,889	0
1698	TH 169	2776-03RW4	MNDOT	**MN192** AT I-494 IN BLOOMINGTON-PRELIMINARY ENGINEERING, RW FOR RECONSTRUCTION OF INTERCHANGE	0.2	RW	RIGHT OF WAY	HPP	850,000	680,000	680,000	0	170,000	0
1698	TH 169	2776-03RW5	MNDOT	**MN221** AT I-494 IN BLOOMINGTON-PRELIMINARY ENGINEERING, RW FOR RECONSTRUCTION OF INTERCHANGE	0.2	RW	RIGHT OF WAY	HPP	1,700,000	1,360,000	340,000	0	340,000	0

ATP: M
Fiscal Year: 2008

STIP for FY 2007-2009

Seq #	Route System	Project Number	Agency	Description	Miles	Program	Type of Work	Proposed Funds	Total	FHWA	AC	FTA	TH	Other
1699	TH 169	7008-51	MN/DOT	AT CSAH 3(MERIDIAN ST) IN BELLE PLAINE-CONSTRUCT INDIRECT LEFT TURN LANES	0.0	SC	SPOT IMPROVEMENT	SF	200,000	0	0	0	200,000	0
1700	TH 212	1013-82	CHASKA	FROM 1ST ST TO CREEK RD IN CHASKA-ACCESS CLOSURE @ 1ST ST, CHANNELIZATION @ CR 140/HICKORY, ETC	0.6	AM	GRADE AND SURFACE	SF	594,000	0	0	0	594,000	0
1701	TH 212	1013-83	MN/DOT	AT TH 284 IN COLOGNE-REMOVE OVERHEAD FLASHERS, INSTALL PEDESTAL MOUNT FLASHERS	0.0	SC	WARNING FLASHERS	SF	50,000	0	0	0	50,000	0
1702	TH 212	1017-12AC2	MN/DOT	CARVER CR 147 IN CHASKA TO HENNEPIN CSAH 4 IN EDEN PRAIRIE, DESIGN BUILD CONTRACT FOR 4-LN FREEWAY(BAP PAYBACK)	11.8	MC	GRADE,SURFACE & BRIDGE	NHS	58,145,000	58,145,000	0	0	0	0
1703	TH 212	2744-59	MN/DOT	AT SINGLE TREE LANE IN EDEN PRAIRIE-REBUILD TRAFFIC SIGNAL	0.0	SC	TRAFFIC SIGNAL REVISION	SF LF	200,000	0	0	0	100,000	100,000
1704	TH 284	1014-11	MN/DOT	FROM TH 212 IN COLOGNE TO TH 5 IN WACONIA-BITUMINOUS MILL & OVERLAY	5.7	RS	MILL AND OVERLAY	SF	1,910,000	0	0	0	1,910,000	0
1705	I 494	8285-80AC5	MN/DOT	ON TH 61 FROM ST PAUL PARK TO CARVER AVE & ON I-494 FROM LAKE RD TO CONCORD ST-GRADING,SURFACING,BRS, ETC -WAKOTA BRIDGE PROJECT(AC PAYBACK)	4.0	MC	GRADE,SURFACE & BRIDGE	IM	20,000,000	20,000,000	0	0	0	0
1706	I 494	8285-90	MN/DOT	AT SANDY DRAW AND BIG REVINE AT TH 61 IN NEWPORT-EROSION REPAIR	0.0	RD	EROSION REPAIR	SF	400,000	0	0	0	400,000	0
1707	TH 610	2771-37A	MNDOT	**MN095** I-94 IN MAPLE GROVE TO CSAH 81 IN BROOKLYN PARK-PRELIMINARY ENGR, RW, & CONSTRUCTION(2005 APPROPRIATIONS ACT)	5.0	MC	GRADE,SURFACE & BRIDGE	FFM	1,270,000	1,270,000	0	0	0	0
1707	TH 610	2771-37B	MNDOT	**MN245** TH 169 TO I-94 IN MAPLE GROVE & BROOKLYN PARK-PE, RW, OR CONSTRUCTION OF NEW RDWY(2006 APPROPRIATIONS ACT)	0.0	MC	GRADE,SURFACE & BRIDGE	FFM	1,000,000	1,000,000	0	0	0	0
1708	I 694	6285-130	MN/DOT	RELOCATE VADNAIS BLVD AT RICE ST IN VADNAIS HTS-GRADING, SURFACING, ETC(\$1.31M OF FY 2007 ACCESS MANAGEMENT FUNDS)	0.3	RC	GRADE,SURFACE & BRIDGE	SF	2,500,000	0	0	0	2,500,000	0
1709	I 694	6285-136	MN/DOT	AT LONG LAKE RD IN NEW BRIGHTON-ISLAND INSTALLATION AND STRIPING	0.0	SC	GRADE AND SURFACE	SF	50,000	0	0	0	50,000	0
1710	I 694	8286-60	MN/DOT	ON THE E SIDE FROM 44TH ST N TO 46TH ST N IN OAKDALE-CONSTRUCT NOISE WALL	0.2	NO	NOISE ABATEMENT	SF	600,000	0	0	0	600,000	0
1711	TH 999	8825-208	MNDOT	VARIOUS LOCATIONS METROWIDE-UPDATE SIGNAL STANDARDS	0.0	SC	TRAFFIC SIGNAL REVISION	SF	100,000	0	0	0	100,000	0

ATP: M
Fiscal Year: 2008

STIP for FY 2007-2009

Seq #	Route System	Project Number	Agency	Description	Miles	Program	Type of Work	Proposed Funds	Total	FHWA	AC	FTA	TH	Other
1712	TH 999	8825-211	MN/DOT	METROWIDE-RELAMP IN ONE QUADRANT	0.0	SC	LIGHTING	SF	400,000	0	0	0	400,000	0
1713	TH 999	8825-243	MN/DOT	METROWIDE-INSTALL CCTV SYSTEMS	0.0	TM	TRAFFIC MGMT. SYSTEM	SF	150,000	0	0	0	150,000	0
1714	TH 999	8825-244	MN/DOT	METROWIDE-REFURBISH/UPGRADE CCTV SYSTEMS	0.0	TM	TRAFFIC MGMT. SYSTEM	SF	90,000	0	0	0	90,000	0
1715	TH 999	8825-245	MN/DOT	METROWIDE-REFURBISH ELECTRICAL SERVICE TMS EQUIPMENT	0.0	TM	TRAFFIC MGMT. SYSTEM	SF	65,000	0	0	0	65,000	0
1716	TH 999	8825-246	MN/DOT	METROWIDE-RAMP CONTROL SIGNAL REPLACEMENT	0.0	TM	TRAFFIC MGMT. SYSTEM	SF	60,000	0	0	0	60,000	0
1717	TH 999	8825-247	MN/DOT	ON I-94 FROM WEAVER LAKE RD IN MAPLE GROVE TO TH 101 IN ROGERS, ON I-94 FROM ST PAUL TO WOODBURY, AND ON TH 100 FROM I-394 IN GOLDEN VALLEY TO I-94 IN BROOKLYN CENTER-INSTALL RAMP METERS	0.0	TM	TRAFFIC MGMT. SYSTEM	SF	100,000	0	0	0	100,000	0
1718	TH 999	880M-AM-08	MN/DOT	METRO SETASIDE - MUNICIPAL AGREEMENT PROJECTS - FY 2008	0.0	AM	MISCELLANEOUS	SF	3,406,000	0	0	0	3,406,000	0
1719	TH 999	880M-BI-08	MN/DOT	METRO SETASIDE - BRIDGE IMPROVEMENT PROJECTS - FY 2008	0.0	BI	BRIDGE REPAIR	SF	3,040,000	0	0	0	3,040,000	0
1720	TH 999	880M-CA-08	MN/DOT	METRO SETASIDE -CONSULTANT DESIGN -2008	0.0	CA	PLANNING	SF	7,500,000	0	0	0	7,500,000	0
1721	TH 999	880M-PF-08	MN/DOT	METRO SETASIDE - PRAIRIE TO FOREST - FY 2008	0.0	RB	LANDSCAPING	SF	40,000	0	0	0	40,000	0
1722	TH 999	880M-PM-08	MN/DOT	METRO SETASIDE - PREVENTIVE MAINTENANCE PROJECTS - FY 2008	0.0	PM	MILL AND OVERLAY	SF	4,900,000	0	0	0	4,900,000	0
1723	TH 999	880M-RB-08	MN/DOT	METRO SETASIDE - LANDSCAPE PARTNERSHIPS - FY 2008	0.0	RB	LANDSCAPING	SF	100,000	0	0	0	100,000	0
1724	TH 999	880M-RW-08	MN/DOT	METRO SETASIDE - RIGHT OF WAY - FY 2008	0.0	RW	RIGHT OF WAY	SF	6,500,000	0	0	0	6,500,000	0
1725	TH 999	880M-RX-08	MN/DOT	METRO SETASIDE - ROAD REPAIR - FY 2008	0.0	RX	ROAD REPAIR	SF	4,600,000	0	0	0	4,600,000	0
1726	TH 999	880M-SA-08	MN/DOT	METRO SETASIDE - SUPPLEMENTAL AGREEMENTS/OVERRUNS - FY 2008	0.0	SA	SURFACING	SF	20,000,000	0	0	0	20,000,000	0
1727	TH 999	880M-SC-08	MN/DOT	METRO SETASIDE - SAFETY CAPACITY PROJECTS - FY 2008	0.0	SC	SPOT IMPROVEMENT	SF	340,000	0	0	0	340,000	0
1728	TH 999	880M-TE-08	MN/DOT	METRO SETASIDE - TRAFFIC ENGINEERING & HYDRAULICS PRESERVATION(\$250K - SIGNS & \$230K - SIGNALS)	0.0	SC	MISCELLANEOUS	SF	480,000	0	0	0	480,000	0

ATP: M
Fiscal Year: 2008

STIP for FY 2007-2009

Seq #	Route System	Project Number	Agency	Description	Miles	Program	Type of Work	Proposed Funds	Total	FHWA	AC	FTA	TH	Other
1729	TH 999	880M-TM-08	MN/DOT	METRO SETASIDE-TRAFFIC MANAGEMENT STATE FURNISHED MATERIALS FOR METRO PROJECTS IN FY 2008	0.0	TM	TRAFFIC MGMT. SYSTEM	SF	440,000	0	0	0	440,000	0
1730	TH 999	TRLF-RW-08	MN/DOT	REPAYMENT IN FY 2008 OF TRLF LOANS USED FOR RIGHT OF WAY PURCHASE ON TH'S 12,100,212, OR 610	0.0	RW	RIGHT OF WAY	SF	3,881,000	0	0	0	3,881,000	0
Summary for Year = 2008 (182 projects)									\$718,937,418	\$363,291,572	\$59,882,550	\$130,011,360	\$116,172,079	\$109,462,407

Seq #	Route System	Project Number	Agency	Description	Miles	Program	Type of Work	Proposed Funds	Total	FHWA	AC	FTA	TH	Other
1731	BB	TRF-0009-09	MN/DOT	SECT 5311: CARVER COUNTY TRANSIT OPERATING ASSISTANCE	0.0	OB	OPERATE BUS	FTA	488,058	0	0	88,100	0	399,958
1732	BB	TRF-0051-09	MN/DOT	SECT 5311: SCOTT COUNTY TRANSIT OPERATING ASSISTANCE	0.0	OB	OPERATE BUS	FTA	1,552,897	0	0	98,700	0	1,454,197
1733	BB	TRF-3703-09	MN/DOT	SECT 5311: CITY OF HASTINGS TRANSIT OPERATING ASSISTANCE	0.0	OB	OPERATE BUS	FTA	336,975	0	0	42,600	0	294,375
1734	BB	TRF-9028-09	MN/DOT	SECT 5309: NORTHSTAR CORRIDOR -CONSTRUCTION & START UP COSTS(OTHER \$\$ FROM 2006 STATE OMNIBUS BONDS)	0.0	B3	PLANNING	FTA	51,625,000	0	0	41,300,000	0	10,325,000
1735	BB	TRF-RCRRA-09A	RAMSEY COUNTY	SECT 5309: UNION DEPOT MULTIMODAL TRANSIT FACILITY IN ST PAUL	0.0	B3	BUS GRANT CAPITAL IMPROVEMENT	FTA	564,300	0	0	451,440	0	112,860
1736	BB	TRF-RLTF-09	MNDOT	SECT 5309: RUSHLINE CORRIDOR-CONSTRUCT BUS AMENITIES (2006 APPROPRIATION)	0.0	B3	BUS GRANT CAPITAL IMPROVEMENT	FTA	423,225	0	0	338,580	0	84,645
1737	BB	TRF-TCMT-08C	MET COUNCIL-MT	SECT 5307: TWIN CITIES MET COUNCIL MT-CAPITAL LEASE-TIRES	0.0	B9	BUS GRANT CAPITAL IMPROVEMENT	FTA	1,230,000	0	0	984,000	0	246,000
1738	BB	TRF-TCMT-08F	MET COUNCIL-MT	SECT 5307: TWIN CITIES MET COUNCIL MT-TRANSIT INFO CENTER SYSTEM UPDATES	0.0	B9	BUS GRANT CAPITAL IMPROVEMENT	FTA	700,000	0	0	560,000	0	140,000
1739	BB	TRF-TCMT-09	MET COUNCIL-MT	SECT 5307: TWIN CITIES MET COUNCIL MT-REPLACEMENT BUSES-ARTICULATED & 40-FOOT	0.0	B9	PURCHASE BUS	FTA	16,000,000	0	0	12,800,000	0	3,200,000
1740	BB	TRF-TCMT-09A	MET COUNCIL-MT	SECT 5307: TWIN CITIES MET COUNCIL MT-EXPANSION BUSES-ARTICULATED & 40-FOOT	0.0	B9	PURCHASE BUS	FTA	12,000,000	0	0	9,600,000	0	2,400,000
1741	BB	TRF-TCMT-09B	MET COUNCIL-MT	SECT 5307: TWIN CITIES MET COUNCIL MT-ASSOCIATED CAPITAL MAINTENANCE	0.0	B9	BUS GRANT CAPITAL IMPROVEMENT	FTA	2,600,000	0	0	2,080,000	0	520,000
1742	BB	TRF-TCMT-09C	MET COUNCIL-MT	SECT 5307: TWIN CITIES MET COUNCIL MT-ASSOCIATED CAPITAL MAINTENANCE-LRT SYSTEM	0.0	B9	BUS GRANT CAPITAL IMPROVEMENT	FTA	1,250,000	0	0	1,000,000	0	250,000
1743	BB	TRF-TCMT-09D	MET COUNCIL-MT	SECT 5307: TWIN CITIES MET COUNCIL MT-28TH AVE COP	0.0	B9	BUS GRANT CAPITAL IMPROVEMENT	FTA	4,500,000	0	0	3,600,000	0	900,000
1744	BB	TRF-TCMT-09E	MET COUNCIL-MT	SECT 5307: TWIN CITIES MET COUNCIL MT-PREVENTIVE MAINTENANCE	0.0	B9	BUS GRANT CAPITAL IMPROVEMENT	FTA	12,500,000	0	0	10,000,000	0	2,500,000

Seq #	Route System	Project Number	Agency	Description	Miles	Program	Type of Work	Proposed Funds	Total	FHWA	AC	FTA	TH	Other
1745	BB	TRF-TCMT-09F	MET COUNCIL-MT	SECT 5307: TWIN CITIES MET COUNCIL MT-SECURITY/SAFETY FOR 1%	0.0	B9	BUS GRANT CAPITAL IMPROVEMENT	FTA	612,500	0	0	490,000	0	122,500
1746	BB	TRF-TCMT-09G	MET COUNCIL-MT	SECT 5307: TWIN CITIES MET COUNCIL MT-0.5% FOR MT STAFF TRAINING/ CERTIFICATION	0.0	B9	BUS GRANT CAPITAL IMPROVEMENT	FTA	306,250	0	0	245,000	0	61,250
1747	BB	TRF-TCMT-09H	MET COUNCIL-MT	SECT 5307: TWIN CITIES MET COUNCIL MT-TRANSIT ENHANCEMENTS 1%	0.0	B9	BUS GRANT CAPITAL IMPROVEMENT	FTA	612,500	0	0	490,000	0	122,500
1748	BB	TRF-TCMT-09J	MET COUNCIL-MT	SECT 5307: TWIN CITIES MET COUNCIL MT-TRANSIT BUSINESS COMPUTER SYSTEMS(HW & SW)	0.0	B9	BUS GRANT CAPITAL IMPROVEMENT	FTA	2,500,000	0	0	2,000,000	0	500,000
1749	BB	TRF-TCMT-09K	MET COUNCIL-MTS	SECT 5307: TWIN CITIES MET COUNCIL MTS-METRO MOBILITY CAPITAL COST OF CONTRACTING FOR SERVICES	0.0	B9	BUS GRANT CAPITAL IMPROVEMENT	FTA	6,250,000	0	0	5,000,000	0	1,250,000
1750	BB	TRF-TCMT-09L	MET COUNCIL-U OFM	SECT 5307: TWIN CITIES MET COUNCIL U OF M-U OF MN CAPITAL COST OF CONTRACTING	0.0	B9	BUS GRANT CAPITAL IMPROVEMENT	FTA	375,000	0	0	300,000	0	75,000
1751	BB	TRF-TCMT-09M	MET COUNCIL-MTS	SECT 5307: TWIN CITIES MET COUNCIL MTS-REGIONAL FLEET CAPITAL COST OF CONTRACTING	0.0	B9	BUS GRANT CAPITAL IMPROVEMENT	FTA	3,125,000	0	0	2,500,000	0	625,000
1752	BB	TRF-TCMT-09N	MET COUNCIL-MTS	SECT 5307: TWIN CITIES MET COUNCIL MTS-MTS BUS REPLACEMENT	0.0	B9	BUS GRANT CAPITAL IMPROVEMENT	FTA	5,000,000	0	0	4,000,000	0	1,000,000
1753	BB	TRF-TCMT-09P	MET COUNCIL-MT	SECT 5309: TWIN CITIES MET COUNCIL MT-GROWTH BUSES-ARTICULATED & 40 FT BUSES	0.0	B3	PURCHASE BUS	FTA	2,500,000	0	0	2,000,000	0	500,000
1754	BB	TRF-TCMT-09Q	MET COUNCIL-MT	SECT 5309: TWIN CITIES MET COUNCIL MT-FTH 2 GARAGE - PARTIAL	0.0	B3	BUS GRANT CAPITAL IMPROVEMENT	FTA	10,000,000	0	0	8,000,000	0	2,000,000
1755	BB	TRF-TCMT-09R	MET COUNCIL-MT	SECT 5309: TWIN CITIES MET COUNCIL MT-LRT AMERICAN BLVD STATION	0.0	B3	BUS GRANT CAPITAL IMPROVEMENT	FTA	2,000,000	0	0	1,600,000	0	400,000
1756	BB	TRF-TCMT-09S	MET COUNCIL-MT	SECT 5309: TWIN CITIES MET COUNCIL MT-LRT MODULAR OVERHAUL OF COMPONENTS	0.0	B3	BUS GRANT CAPITAL IMPROVEMENT	FTA	1,250,000	0	0	1,000,000	0	250,000
1757	BB	TRF-TCMT-09T	MET COUNCIL-MTS	SECT 5316: TWIN CITIES MET COUNCIL MTS-JOB ACCESS/REVERSE COMMUTE PROJECTS TBN	0.0	JA	BUS GRANT CAPITAL IMPROVEMENT	FTA	1,720,000	0	0	860,000	0	860,000

Seq #	Route System	Project Number	Agency	Description	Miles	Program	Type of Work	Proposed Funds	Total	FHWA	AC	FTA	TH	Other
1758	BB	TRF-TCMT-09U	MET COUNCIL-MTS	SECT 5317: TWIN CITIES MET COUNCIL MTS-NEW FREEDOMS PROJECTS TBD-2009	0.0	NF	BUS GRANT CAPITAL IMPROVEMENT	FTA	755,000	0	0	604,000	0	151,000
1759	BB	TRS-7068-09A	MNDOT	HEARTLAND EXPRESS-PURCHASE CLASS 400 BUS	0.0	TR	PURCHASE BUS	STP	60,000	48,000	0	0	0	12,000
1760	BB	TRS-RCRRA-09	RAMSEY COUNTY	SECT 1301: UNION DEPOT MULTIMODAL TRANSIT FACILITY IN ST PAUL	0.0	TR	MISCELLANEOUS	PNRS	10,625,000	8,500,000	0	0	0	2,125,000
1761	CMAQ	CM-05-03	MET COUNCIL-MT	PEAK PERIOD TRANSIT SERVICE EXPANSION OF EXPRESS SERVICE BETWEEN BROOKLYN PARK AND MPLS TO SERVE NEW PARK-RIDE LOTS ALONG COUNTY 81-FY 2009	0.0	TR	BUS GRANT CAPITAL IMPROVEMENT	CMAQ	418,003	334,402	0	0	0	83,601
1762	CMAQ	CM-05-04	MET COUNCIL-MT	TRANSIT SERVICE EXPANSION TO PROVIDE NEW WEEKDAY PEAK PERIOD SERVICE ON NEW ROUTE 375 BETWEEN LAKE ELMO/WOODBURY AND MPLS-FY 2009	0.0	TR	BUS GRANT CAPITAL IMPROVEMENT	CMAQ	497,549	398,039	0	0	0	99,510
1763	CMAQ	CM-05-10AC1	CITY OF RAMSEY	PROVIDE EXPRESS BUS SERVICE BETWEEN THE CITY OF RAMSEY AND MPLS (AC PAYBACK)	0.0	TR	BUS GRANT CAPITAL IMPROVEMENT	CMAQ	408,518	408,518	0	0	0	0
1764	CMAQ	CM-05-17	MVTA	PURCHASE 12 BUSES FOR DEDICATED OPERATION AND DEPLOY ITS COMPONENTS FOR STATION-TO-STATION SERVICE ON CEDAR AVE. BUSWAY(OTHER \$\$ ARE FROM 2005/2006 STATE BONDS)	0.0	TR	BUS GRANT CAPITAL IMPROVEMENT	CMAQ	6,142,500	4,914,000	0	0	0	1,228,500
1765	CMAQ	CM-05-20	MINNEAPOLIS	TRAFFIC SIGNAL IMPROVEMENTS TO DOWNTOWN STREET SYSTEM TO PROVIDE DAILY ENHANCED PREFERRED TREATMENT FOR BUS AND LRT TRANSIT PATRONS	0.0	TR	TRAFFIC SIGNAL REVISION	CMAQ	525,000	420,000	0	0	0	105,000
1766	RR	27-00275	MNDOT	CSAH 3, LAKE ST IN MPLS-ADD GATES-3-4 GATE SYSTEM	0.0	SR	RR X-ING IMPROVEMENTS	RRS	262,500	236,250	0	0	0	26,250
1767	RR	27-00276	MNDOT	CSAH 17, FRANCE AVE S-INSTALL CANTILEVERS & GATES	0.0	SR	RR X-ING IMPROVEMENTS	RRS	262,500	236,250	0	0	0	26,250
1768	RR	27-00277	MNDOT	CSAH 8, BROADWAY AVE IN BROOKLYN PARK-INSTALL CANTILEVERS & 3-4 GATE SYSTEM	0.0	SR	RR X-ING IMPROVEMENTS	RRS	315,000	283,500	0	0	0	31,500
1769	RR	27-00278	MNDOT	MSAS 384, JAMES AVE IN BLOOMINGTON-INSTALL CANTILEVERS & GATES	0.0	SR	RR X-ING IMPROVEMENTS	RRS	262,500	236,250	0	0	0	26,250
1770	RR	27-00279	MNDOT	MUN 445, BROADWAY ST NE IN MPLS-INSTALL 4-LEG GATE SYSTEM	0.0	SR	RR X-ING IMPROVEMENTS	RRS	288,750	259,875	0	0	0	28,875
1771	RR	27-00280	MNDOT	CSAH 102, DOUGLAS DR IN GOLDEN VALLEY-INSTALL CANTILEVERS & GATES	0.0	SR	RR X-ING IMPROVEMENTS	RRS	262,500	236,250	0	0	0	26,250

Seq #	Route System	Project Number	Agency	Description	Miles	Program	Type of Work	Proposed Funds	Total	FHWA	AC	FTA	TH	Other
1772	RR	27-00281	MNDOT	CSAH 52, HENNEPIN AVE IN MINNEAPOLIS-INSTALL CANTILEVERS & GATES	0.0	SR	RR X-ING IMPROVEMENTS	RRS	262,500	236,250	0	0	0	26,250
1773	RR	27-00289	MNDOT	CONSOLIDATION OF TERRITORIAL RD & HOLLY LN X-INGS TO NEW X-ING AT LAWNDALE LANE IN DAYTON	0.0	SR	RR X-ING IMPROVEMENTS	RRS	240,750	240,750	0	0	0	0
1774	RR	70-00118	MNDOT	PARK BLVD & ACORN WAY IN ST LAWRENCE TWP-ELIMINATE AT-GRADE X-ING AND CLOSE ACORN WAY X-ING	0.0	SR	RR X-ING IMPROVEMENTS	RRS	288,750	288,750	0	0	0	0
1775	RR	82-00137	MNDOT	CSAH 17 IN LAKE ELMO-INSTALL GATES	0.0	SR	RR X-ING IMPROVEMENTS	RRS	236,250	212,625	0	0	0	23,625
1776	CR	02-596-09AC2	ANOKA COUNTY	**MN130**RIGHT OF WAY ACQUISITION FOR MISS RIVER BR CONNECTING I-94 AND TH 10 BETWEEN TH 169 & TH 101(AC PAYBACK)	0.0	RW	RIGHT OF WAY	HPP	136,000	136,000	0	0	0	0
1777	CSAH 1	02-601-43	ANOKA COUNTY	CSAH 1 (COON RAPIDS BLVD) AT CSAH 18 (CROOKED LAKE BLVD.) IN COON RAPIDS-CHANNELIZATION, TRAFFIC SIGNAL UPGRADES, ETC	0.0	SH	SPOT IMPROVEMENT	HSIP	367,500	330,750	0	0	0	36,750
1778	CSAH 14	02-614-28	ANOKA COUNTY	FROM 21ST AVE TO OTTER LAKE RD INCLUDING THE INTERCHANGE RECONSTRUCTION AT I-35E IN LINO LAKES-INTERCHANGE RECONSTRUCTION, BRIDGE WIDENING, ETC	0.5	RC	GRADE,SURFACE & BRIDGE	UG	10,395,000	5,775,000	0	0	0	4,620,000
1779	CSAH 14	02-614-29AC2	ANOKA COUNTY	**MN159**AT I-35E/MAIN ST INTERCHANGE IN LINO LAKES-PRELIMINARY DESIGN FOR RECONSTRUCTIN OF INTERCHANGE (AC PAYBACK)	0.0	PL	PLANNING	HPP	136,000	136,000	0	0	0	0
1780	CSAH 17	13-617-05AC3	CHISAGO COUNTY	**MN184**AT I-35 IN LENT TWP-CONSTRUCT RAMPS, NEW BRIDGE, AND RECONSTRUCT CSAH 17 FROM W CO LINE TO CSAH 30 (AC PAYBACK)	0.0	MC	GRADE,SURFACE & BRIDGE	HPP	954,821	954,821	0	0	0	0
1781	BB	19-596-06AC	DAKOTA COUNTY	**MN170**CEDAR AVE BUSWAY IN DAKOTA COUNTY-CONSTRUCTION (AC PAYBACK)	0.0	TR	BUS GRANT CAPITAL IMPROVEMENT	HPP	816,000	816,000	0	0	0	0
1781	BB	19-596-06SAC	DAKOTA COUNTY	**MN218**CEDAR AVE BUSWAY IN DAKOTA COUNTY-CONSTRUCTION (AC PAYBACK)	0.0	TR	BUS GRANT CAPITAL IMPROVEMENT	HPP	850,000	850,000	0	0	0	0
1782	CSAH 23	19-623-23	DAKOTA COUNTY	FROM 147TH ST IN APPLE VALLEY TO 1/4 MILE S OF 160TH ST(CSAH 46) IN LAKEVILLE-RECONSTRUCT TO A 6-LANE RDWY, INTERSECTION IMPROVEMENTS, ETC	1.5	RC	GRADE AND SURFACE	UG	8,400,000	5,775,000	0	0	0	2,625,000
1783	CSAH 42	19-642-44AC2	DAKOTA COUNTY	**MN223**AT TH 52 INTERCHANGE IN ROSEMOUNT-RIGHT OF WAY FOR RECONSTRUCTION OF INTERCHANGE(AC PAYBACK)	0.0	RW	RIGHT OF WAY	HPP	276,250	276,250	0	0	0	0

ATP: M
Fiscal Year: 2009

STIP for FY 2007-2009

Seq #	Route System	Project Number	Agency	Description	Miles	Program	Type of Work	Proposed Funds	Total	FHWA	AC	FTA	TH	Other
1784	CSAH 42	19-642-45AC2	DAKOTA COUNTY	**MN223**AT TH 52 INTERCHANGE IN ROSEMOUNT - PRELIMINARY ENGINEERING FOR RECONSTRUCTION OF INTERCHANGE (AC PAYBACK)	0.0	PL	PLANNING	HPP	276,250	276,250	0	0	0	0
1785	TH 55	27-030-14B	HENNEPIN COUNTY	**MN120**ENVIRONMENTAL STUDIES AND RIGHT OF WAY ACQUISITION FOR TH 55 CORRIDOR PROTECTION PROJECT	0.0	PL	PLANNING	HPP	537,500	430,000	0	0	0	107,500
1786	CSAH 3	27-603-30AC	HENNEPIN COUNTY	**TI-SECT 1934**LAKE ST ACCESS TO I-35W IN MPLS- PRELIMINARY ENGINEERING, RW, & CONSTRUCTION (AC PAYBACK)	0.0	RW	RIGHT OF WAY	TI	1,020,000	1,020,000	0	0	0	0
1786	CSAH 3	27-603-30HAC	HENNEPIN COUNTY	**MN151**LAKE ST ACCESS TO I-35W IN MPLS-PURCHASE RW(AC PAYBACK)	0.0	RW	RIGHT OF WAY	HPP	272,000	272,000	0	0	0	0
1787	CSAH 61	27-661-34AC	HENNEPIN COUNTY	NORTH OF BREN RD TO SOUTH OF CSAH 3 IN MINNETONKA- RECONSTRUCT TO A 4-LANE HWY, PED/BIKE PATH, INTERSECTION IMPROVEMENTS, SIGNALS, ETC(AC PAYBACK)	1.5	RC	GRADE AND SURFACE	UG	5,544,000	5,544,000	0	0	0	0
1788	PED/BIKE	27-753-14	HENNEPIN COUNTY	FROM THEO WIRTH PKWY TO GIRARD AVE IN MPLS-LOWRY AVE CORR PHASE 2: SIDEWALKS, LANDSCAPED BLVDS, ON-STREET BIKE LANES, LIGHTING, ETC	1.1	EN	PED/BIKE IMPROVEMENT	TEA	8,925,000	1,050,000	0	0	0	7,875,000
1789	CSAH 16	62-616-04AC2	RAMSEY COUNTY	**MN 149**VADNAIS BLVD AT RICE ST/I-694 INTERCHANGE IN VADNAIS HTS-RIGHT OF WAY FOR REALIGNMENT (AC PAYBACK)	0.0	RW	RIGHT OF WAY	HPP	136,000	136,000	0	0	0	0
1790	CSAH 31	62-631-05	RAMSEY COUNTY	ON MARYLAND AVE AT RICE ST IN ST PAUL- RECONSTRUCTION, WIDENING, UPGRADE TRAFFIC SIGNAL, ETC	0.0	SH	SPOT IMPROVEMENT	HSIP	787,500	708,750	0	0	0	78,750
1791	CSAH 65	62-665-45AC2	RAMSEY COUNTY	**MN135**AT I-694/WHITE BEAR AVE INTERCHANGE IN WHITE BEAR LAKE-PRELIMINARY ENGINEERING FOR RECONSTRUCTION(AC PAYBACK)	0.0	PL	PLANNING	HPP	68,000	68,000	0	0	0	0
1792	CR B2	62-678-12	RAMSEY COUNTY	FROM FAIRVIEW AVE TO TH 51(SNELLING AVE) IN ROSEVILLE-RECONSTRUCT TO A 6-LANE RDWY, INCLUDING SIGNAL AND TURN LANE IMPROVEMENTS	0.5	RC	GRADE AND SURFACE	UG	2,992,500	2,394,000	0	0	0	598,500
1793	CMAQ	70-596-01AC	SCOTT COUNTY	SITE PREPARATION TO CONSTRUCT 500 STALL PARK-N-RIDE SURFACE LOT SOUTH OF TH 169, EAST OF CSAH 18 IN THE CITY OF SHAKOPEE(AC PAYBACK)	0.0	TR	BUS GRANT CAPITAL IMPROVEMENT	CMAQ	140,000	140,000	0	0	0	0
1794	CMAQ	70-596-02AC	SCOTT COUNTY	CONSTRUCT 500 STALL PARK-N-RIDE SURFACE LOT SOUTH OF TH 169, EAST OF CSAH 18 IN THE CITY OF SHAKOPEE(AC PAYBACK)	0.0	TR	BUS GRANT CAPITAL IMPROVEMENT	CMAQ	1,125,040	1,125,040	0	0	0	0
1795	CSAH 21	70-621-23AC2	SCOTT COUNTY	**MN161**RECONSTRUCTION OF CSAH 21 IN SCOTT COUNTY(AC PAYBACK)	0.0	RC	GRADE AND SURFACE	HPP	435,200	435,200	0	0	0	0

Seq #	Route System	Project Number	Agency	Description	Miles	Program	Type of Work	Proposed Funds	Total	FHWA	AC	FTA	TH	Other
1796	CSAH 2	82-602-13AC2	WASHINGTON COUNTY	**MN165**AT I-35 INTERCHANGE IN FOREST LAKE-CORRIDOR DESIGN (AC PAYBACK)	0.0	PL	PLANNING	HPP	408,000	408,000	0	0	0	0
1797	CSAH 2	82-602-15	WASHINGTON COUNTY	ON W BDWY(CSAH 2) FROM 19TH ST SW TO 12TH ST SW INCLUDING THE I-35 INTERCHANGE IN FOREST LAKE-RECONSTRUCTION, ACCESS IMPROVEMENTS, RAISED MEDIAN, ETC	0.7	RC	GRADE,SURFACE & BRIDGE	UG	10,710,000	5,775,000	0	0	0	4,935,000
1798	CSAH 18	82-618-14AC	WASHINGTON COUNTY	FROM UPPER 5TH ST N TO 7TH ST S IN THE CITIES OF LAKELAND AND LAKELAND SHORES-RECONSTRUCT TO A DIVIDED 2-LANE RDWY, TURN LANES, FRONTAGE RD, ETC (AC PAYBACK)	1.3	RC	GRADE AND SURFACE	UG	2,042,040	2,042,040	0	0	0	0
1799	CSAH 19	82-619-18AC	WASHINGTON COUNTY	CSAH 19 (KEATS AVE) AND I-94 NORTH RAMPS-TRAFFIC SIGNAL & INTERCONNECT SYSTEM INSTALLATION (AC PAYBACK)	0.0	SH	SPOT IMPROVEMENT	HSIP	567,000	567,000	0	0	0	0
1800	CMAQ	91-080-06	SMTC	COMPLETION OF SMTC MARKET STREET STATION IN CHANHASSEN PARK-N-RIDE EXPANSION FACILITY	0.0	TR	BUS GRANT CAPITAL IMPROVEMENT	CMAQ	7,218,750	5,775,000	0	0	0	1,443,750
1801	PED/BIKE	91-090-42	MPLS PARK/REC BOARD	FROM E 42ND ST TO 46TH AVE S @W RIVER PKWY IN MPLS-RECONSTRUCT LOWER W RIVER PKWY PED/BIKE TRAIL TO IMPROVE SAFETY, SIGNAGE, LIGHTING, LANDSCAPING, ETC	1.5	EN	PED/BIKE IMPROVEMENT	TEA	1,365,000	1,050,000	0	0	0	315,000
1802	PED/BIKE	91-090-43	ANOKA CO PARK & REC DEPT	S OF GOLDEN LAKE ELEM SCHOOL IN CIRCLE PINES TO LINO LAKES TOWN CENTER DEVELOPMENT-CONSTRUCT RICE CREEK NORTH REGIONAL TRAIL EXPANSION	4.0	EN	PEDESTRIAN BIKE TRAIL	TEA	3,348,450	1,050,000	0	0	0	2,298,450
1803	PED/BIKE	91-090-45	ST PAUL PARK/REC	FROM PAYNE AVE TO ARCADE ST IN ST. PAUL-CONSTRUCT TRAILHEAD FOR BRUCE VENTRO REG TRAIL INCLUDING PARKING, LIGHTING, RESTROOMS, ETC	0.0	EN	PED/BIKE IMPROVEMENT	TEA	1,312,500	1,050,000	0	0	0	262,500
1804	PED/BIKE	91-090-46	ST PAUL PARK/REC	BRUCE VENTO NATURE SANCTUARY/INDIAN MOUNDS REG PARK TR /STAIR CONN IN ST PAUL-CONSTRUCT NEW STAIRWAY AND BIKEWALK THAT WILL TRAVERSE 110 FEET OF VERTICAL BLUFF	0.0	EN	PED/BIKE IMPROVEMENT	TEA	1,312,500	1,050,000	0	0	0	262,500
1805	PED/BIKE	91-090-48	DAKOTA COUNTY	FROM CAHILL AVE TO THE PINE BEND BLUFFS TRAILHEAD IN INVER GROVE HTS-CONSTRUCT MISS RIVER REGIONAL PED/BIKE TRAIL	1.6	EN	PEDESTRIAN BIKE TRAIL	TEA	966,000	772,800	0	0	0	193,200
1806	PED/BIKE	91-090-50AC	SAINT PAUL	**MN181**BIKE TR/BRIDGE OVER RR AND WARNER RD FROM BRUCE VENTO REGIONAL TRAIL TO MISS RIVER CORR TRAIL IN ST PAUL-CONSTRUCTION(AC PAYBACK)	0.0	BT	GRADE AND SURFACE	HPP	204,000	204,000	0	0	0	0
1807	CMAQ	91-596-02	MET COUNCIL-MT	CONSTRUCT A NEW LRT STATION AT 34TH AVE.AND AMERICAN BLVD., AND EXPAND PARK-N-RIDE LOT FACILITY AT 28TH AVE.BY ADDING 500 NEW PARKING SPACES	0.0	TR	BUS GRANT CAPITAL IMPROVEMENT	CMAQ	12,600,000	5,775,000	0	0	0	6,825,000

ATP: M
Fiscal Year: 2009

STIP for FY 2007-2009

Seq #	Route System	Project Number	Agency	Description	Miles	Program	Type of Work	Proposed Funds	Total	FHWA	AC	FTA	TH	Other
1808	TH 10	103-010-16AC2	CITY OF ANOKA	**MN196**US 10 CORRIDOR IMPROVEMENTS IN THE CITY OF ANOKA-DESIGN & RW ACQUISITION(AC PAYBACK)	3.0	PL	PLANNING	HPP	204,000	204,000	0	0	0	0
1809	CITY	107-020-58	BLOOMINGTON	90TH ST. AND CSAH 52 (NICOLLET AVE)-LEFT TURN LANES, SIGNAL UPGRADES, INTERSECTION IMPROVEMENTS (ALSO SAP 107-130-34)	0.0	SH	SPOT IMPROVEMENT	HSIP	987,000	888,300	0	0	0	98,700
1810	PED/BIKE	107-090-06	BLOOMINGTON	FROM 20TH AVE TO 22ND AVE IN BLOOMINGTON-CONSTRUCT PED/BIKE BRIDGE OVER KILLEBREW DR SO OF THE MALL OF AMERICA	0.0	EN	PEDESTRIAN BIKE BRIDGE	TEA	1,260,000	1,008,000	0	0	0	252,000
1811	PED/BIKE	141-020-107	MINNEAPOLIS	ALONG CEDAR AND FRANKLIN AVES IN MPLS-IMPROVE PED ACCESS AND SAFETY BY INSTALLING LIGHTING, IMPROVING STREET X-INGS, SIGNING, ETC	0.0	EN	SPOT IMPROVEMENT	TEA	1,412,250	840,000	0	0	0	572,250
1812	CITY	141-020-108	MINNEAPOLIS	ON CEDAR AVE BETWEEN I-94 AND TH 55 IN MPLS-INTERSECTION SAFETY AND CAPACITY IMPROVEMENTS INCLUDING AT FRANKLIN, MINNEHABA, AND 20TH AVES (INCLUDES \$1.0M OF TIPPED FUNDING)	0.3	RC	GRADE AND SURFACE	UG	2,358,800	1,887,040	0	0	0	471,760
1813	PED/BIKE	141-090-22A	MINNEAPOLIS	**MN 198**CEDAR LAKE REGIONAL TRAIL IN MINNEAPOLIS-RW ACQUISITION	0.0	BT	GRADE AND SURFACE	HPP	3,187,500	2,550,000	510,000	0	0	637,500
1814	PED/BIKE	141-090-31	MINNEAPOLIS	SECT 1807: NON-MOTORIZED PILOT PROGRAM IN THE TWIN CITIES	0.0	BT	GRADE AND SURFACE	FFM	5,312,500	5,312,500	0	0	0	0
1815	CITY	141-366-15	MINNEAPOLIS	ON 31ST ST AT 9 LOCATIONS FROM HENNEPIN TO 2ND AVE IN MPLS-OVERHEAD SIGNAL INDICATIONS-PHASE 1	0.0	SH	TRAFFIC SIGNAL INST.	HSIP	472,500	425,250	0	0	0	47,250
1816	PED/BIKE	146-090-01AC	MOUNDS VIEW	FROM CO RD H TO SILVER LAKE RD IN MOUNDS VIEW-CONSTRUCT CSAH 10 CORRIDOR TRAIL(AC PAYBACK)	1.3	EN	PEDESTRIAN BIKE TRAIL	TEA	525,000	525,000	0	0	0	0
1817	CITY	157-090-01	RICHFIELD	ON 76TH ST FROM EMERSON AVE TO HUMBOLDT AVE OVER I-35W IN RICHFIELD-ADD PEDESTRIAN/BICYCLE BRIDGE TO NEW RDWY BRIDGE	0.2	BT	NEW BRIDGE	UG	462,000	369,600	0	0	0	92,400
1818	MSAS 363	157-363-19BAC	RICHFIELD	**MN104**LYNDALE AVE OVER I-494 IN RICHFIELD & BLOOMINGTON-RECONSTRUCT INTERCHANGE, REPLACE BR 9076, ETC(SAFETEA-LU HPP\$-AC PAYBACK)	0.0	MC	GRADE,SURFACE & BRIDGE	HPP	2,210,000	2,210,000	0	0	0	0
1819	CITY	164-020-100	SAINT PAUL	EDGE CUMBE ROAD OVER RAVINE IN HIGHLAND PARK IN ST PAUL-REPLACE BRIDGE L8804 & APPROACHES	0.0	BR	BRIDGE REPLACEMENT	BR	1,050,000	630,000	0	0	0	420,000
1820	CITY	164-070-07BAC	SAINT PAUL	**MN219**RIGHT OF WAY & CONSTRUCTION OF TWIN CITIES BIOSCIENCE CORRIDOR IN ST PAUL(AC PAYBACK)	0.0	PL	PLANNING	HPP	510,000	510,000	0	0	0	0
1821	PED/BIKE	164-090-11	SAINT PAUL	FROM W CITY LIMITS TO PRIOR AVENUE IN ST PAUL-CONSTRUCT PED/BIKE PATH-ST. PAUL EXTENSION(PHASE I) OF THE MIDTOWN GREENWAY	0.0	BT	PEDESTRIAN BIKE BRIDGE	UG	4,042,500	3,234,000	0	0	0	808,500

Seq #	Route System	Project Number	Agency	Description	Miles	Program	Type of Work	Proposed Funds	Total	FHWA	AC	FTA	TH	Other
1822	CR 5	179-020-28B	BURNSVILLE	**MN190**AT TH 13 IN BURNSVILLE-RIGHT OF WAY ACQUISITION FOR RECONSTRUCTION OF INTERSECTION	0.0	RW	RIGHT OF WAY	HPP	510,000	408,000	408,000	0	0	102,000
1823	CSAH 30	189-020-18	MAPLE GROVE	FROM CSAH 101 TO DUNKIRK LANE IN MAPLE GROVE-RECONSTRUCT TO A 4-LANE DIVIDED RDWY, PED/BIKE TRAILS, TRAFFIC SIGNALS, ETC	1.7	MC	GRADE AND SURFACE	UG	9,712,500	5,775,000	0	0	0	3,937,500
1824	CITY	192-131-01AC2	WOODBURY	**MN194**CORRIDOR DESIGN WORK, I-94 AND RADIO DRIVE IN WOODBURY(AC PAYBACK)	0.0	PL	PLANNING	HPP	68,000	68,000	0	0	0	0
1825	TH 10	199-010-09AC2	CITY OF RAMSEY	**MN196**US 10 CORRIDOR IMPROVEMENTS IN THE CITY OF RAMSEY-DESIGN & RW ACQUISITION(AC PAYBACK)	5.0	PL	PLANNING	HPP	136,000	136,000	0	0	0	0
1826	CMAQ	199-080-02AC	CITY OF RAMSEY	CONSTRUCT TRANSIT FACILITY TO PROVIDE 200 ADDITIONAL PARK-N-RIDE STALLS IN RAMSEY(AC PAYBACK)	0.0	TR	BUS GRANT CAPITAL IMPROVEMENT	CMAQ	3,502,800	3,502,800	0	0	0	0
1827	TH 13	211-010-07	SAVAGE	FROM VERNON AVE TO LYNN AVE IN SAVAGE-ACCESS CLOSURES & IMPROVEMENTS, BUS SHOULDERS, ETC	0.9	RC	GRADE AND SURFACE	UG	4,921,875	3,937,500	0	0	0	984,375
1828	TH 95	225-010-04AC2	NORTH BRANCH	**MN150**OVER I-35 IN NORTH BRANCH-RECONSTRUCT BRIDGE AND APPROACHES(AC PAYBACK)	0.0	RC	GRADE,SURFACE & BRIDGE	HPP	1,210,526	1,210,526	0	0	0	0
1828	TH 95	225-010-04SAC2	NORTH BRANCH	**MN214**OVER I-35 IN NORTH BRANCH-RECONSTRUCT BRIDGE AND APPROACHES(AC PAYBACK)	0.0	RC	GRADE,SURFACE & BRIDGE	HPP	127,500	127,500	0	0	0	0
1829	CSAH 81	238-020-02	ROGERS	SOUTH OF THE INTERSECTION WITH THE I-94 EB RAMPS IN ROGERS-REALIGN TO ADD LANES, TURN LANES, & PED/BIKE PATH	0.5	RC	GRADE AND SURFACE	UG	2,205,000	1,764,000	0	0	0	441,000
1830	CMAQ	CM-05-09	MET COUNCIL	TDM ACTIVITIES TO REDUCE SOV USE BY VAN POOLS, CAR POOL AND RIDE MATCHING PROGRAMS, MARKETING, TRANSIT RIDERSHIP INCENTIVES BY SUPPORTING SEVERAL TRANSPORTATION MANAGEMENT ORGANIZATIONS.	0.0	TM	PLANNING	CMAQ	3,609,375	2,887,500	0	0	0	721,875
1831	CMAQ	CM-05-19	MINNEAPOLIS	UPGRADES AND ENHANCEMENTS TO CITY TRAFFIC MANAGEMENT CENTER AND INTELLIGENT TRANSPORTATION SYSTEM CAPABILITIES	0.0	TM	TRAFFIC MGMT. SYSTEM	CMAQ	2,625,000	2,100,000	0	0	0	525,000
1832	TH 3	1908-74	MN/DOT	AT CSAH 26(70TH ST) IN INVER GROVE HEIGHTS-TRAFFIC SIGNAL INSTALLATION & ADD APPROACH LANES	0.0	SC	SPOT IMPROVEMENT	SF	800,000	0	0	0	800,000	0
1833	TH 5	2701-45	MN/DOT	AT CSAH 4(EDEN PRAIRIE RD) IN EDEN PRAIRIE-ADD ACCELERATION LANE NB CSAH 4 TO EB TH 5	0.0	SC	SPOT IMPROVEMENT	SF	700,000	0	0	0	700,000	0
1834	TH 7	2704-28	MNDOT	KINGS POINT RD TO CSAH 44 IN MINNETRISTA-CONSTRUCT FRONTAGE ROAD(\$0.5M ACCESS MANAGEMENT FUNDS)	0.4	SC	GRADE AND SURFACE	SF	500,000	0	0	0	500,000	0

Seq #	Route System	Project Number	Agency	Description	Miles	Program	Type of Work	Proposed Funds	Total	FHWA	AC	FTA	TH	Other
1835	TH 7	2704-30	MN/DOT	AT CSAH 44 IN MINNETRISTA-TRAFFIC SIGNAL INSTALLATION	0.0	SC	TRAFFIC SIGNAL INST.	SF	200,000	0	0	0	130,000	70,000
1836	TH 8	1301-98	MNDOT	**MN137**FROM 306TH ST TO E LIMITS OF LINDSTROM-RW & CONSTRUCTION OF CAPACITY & SAFETY IMPROVEMENTS	1.8	RC	GRADE AND SURFACE	HPP	6,120,000	4,896,000	979,200	0	0	1,224,000
1837	TH 8	1308-17AC2	MNDOT	**MN 142**FROM FOREST LAKE TO CHISAGO CITY- ENVIRONMENTAL REVIEW FOR UPGRADE(AC PAYBACK)	6.0	PL	PLANNING	HPP	82,000	82,000	0	0	0	0
1838	TH 10	0202-02010	MNDOT	OVER MAIN ST IN ANOKA-REPAIR DECK ON BR 02010	0.0	BI	BRIDGE REPAIR	SF	290,000	0	0	0	290,000	0
1839	TH 10	0215-66	MNDOT	OVER BNSF RR IN COON RAPIDS-REDECK BRS 9721 & 9722	0.0	BI	REDECK	SF	2,600,000	0	0	0	2,600,000	0
1840	TH 10	0215-67	MN/DOT	FROM HANSON BLVD TO EGRET BLVD IN COON RAPIDS- CONSTRUCT 3RD LANE EA DIRECTION	1.8	SC	GRADE AND SURFACE	SF	3,000,000	0	0	0	3,000,000	0
1841	TH 12	2713-83AC	MN/DOT	CO RD 6 TO WAYZATA BLVD-CONSTRUCT INTERCHANGES, ETC(AC PAYBACK)	5.0	MC	GRADE,SURFACE & BRIDGE	NHS	6,800,000	6,800,000	0	0	0	0
1842	TH 12	2713-95	MN/DOT	AT WAYZATA BLVD IN WAYZATA & AT CSAH 6 IN ORONO, LANDSCAPING	4.3	RB	LANDSCAPING	SF	70,000	0	0	0	70,000	0
1843	I 35E	6280-304AC3	MN/DOT	I-35E FROM TH 36 TO CR E & I-694 FROM RICE ST TO TH 61- GRADING, SURFACING, BRS (BAP PAYBACK)	3.8	MC	GRADE,SURFACE & BRIDGE	IM	21,100,000	21,100,000	0	0	0	0
1844	I 35E	6280-320	MN/DOT	TH 5 TO KELLOGG BLVD, MILL & BIT OVERLAY	3.6	RS	MILL AND OVERLAY	SF	2,750,000	0	0	0	2,750,000	0
1845	I 35W	1981-107	MN/DOT	FROM S JCT I-35/I-35E TO BURNSVILLE PKWY IN BURNSVILLE-REPLACE SIGNING	2.3	SC	SIGNING	SF	240,000	0	0	0	240,000	0
1846	I 35W	1981-110	MN/DOT	AT BURNSVILLE PKWY RAMP TERMINII IN BURNSVILLE- REBUILD TRAFFIC SIGNALS	0.0	SC	TRAFFIC SIGNAL REVISION	SF	500,000	0	0	0	250,000	250,000
1847	I 35W	2782-281AC2	MN/DOT	66TH ST IN RICHFIELD TO MINNEHAHA CREEK IN MINNEAPOLIS-GRADING, SURFACING, BRS, ETC & HOV LANE(AC PAYBACK)	2.7	MC	GRADE,SURFACE & BRIDGE	IM	63,000,000	63,000,000	0	0	0	0
1848	I 35W	2782-287	MN/DOT	82ND ST TO N OF I-494 IN BLOOMINGTON-CONSTRUCT CD ROAD	0.5	MC	GRADE AND SURFACE	SF	2,930,000	0	0	0	2,930,000	0
1849	I 35W	2782-288	MN/DOT	W 76TH ST OVER I-35W IN RICHFIELD-REPLACE BRIDGE 9796(\$1.0M FROM 2008 BI)	0.0	BR	BRIDGE REPLACEMENT	BR	8,000,000	6,400,000	0	0	1,600,000	0
1850	I 35W	2782-291	MNDOT	28TH ST TO WASHINGTON AVE IN MPLS-BITUMINOUS MILL & OVERLAY	2.6	RS	MILL AND OVERLAY	SF	3,970,000	0	0	0	3,970,000	0
1851	I 35W	2782-297	MN/DOT	AT 90TH ST W RAMP TERMINII IN BLOOMINGTON-REBUILD TRAFFIC SIGNALS	0.0	SC	TRAFFIC SIGNAL REVISION	SF	500,000	0	0	0	250,000	250,000

Seq #	Route System	Project Number	Agency	Description	Miles	Program	Type of Work	Proposed Funds	Total	FHWA	AC	FTA	TH	Other
1852	I 35W	2783-109	MNDOT	ON EAST SIDE OF I-35W FROM COMO AVE TO HENNEPIN AVE IN MPLS-NOISE WALL	0.3	NO	NOISE ABATEMENT SF	625,000	625,000	0	0	0	625,000	0
1853	I 35W	2783-113	MNDOT	FROM PORTLAND AVE TO WASHINGTON AVE IN MPLS-LIGHTING REPLACEMENT	1.1	SC	LIGHTING SF	1,250,000	1,250,000	0	0	0	1,250,000	0
1854	I 35W	6284-138	MNDOT	TH 36 TO N OF CO RD B2 IN ROSEVILLE-BITUMINOUS MILL & OVERLAY	0.8	RS	MILL AND OVERLAY SF	1,710,000	1,710,000	0	0	0	1,710,000	0
1855	I 35W	6284-141	MNDOT	FROM TH 10 IN ARDEN HILLS TO CSAH 23(LAKE DR) IN BLAINE-CONSTRUCT SB AUXILIARY LANE	2.2	SC	GRADE AND SURFACE SF	400,000	400,000	0	0	0	400,000	0
1856	I 35W	6284-9351	MNDOT	SB RAMP OVER NB, OVER BNSF RR & W FR RD, AND OVER CO RD C IN ROSEVILLE-REPAIR DECKS ON BRS 9351, 9352, 9353, 9354, & 9588	0.0	BI	BRIDGE REPAIR SF	1,670,000	1,670,000	0	0	0	1,670,000	0
1857	TH 36	6211-81AC2	RAMSEY COUNTY	**MN138**FROM TH 120 TO MCKNIGHT RD IN NORTH ST PAUL-CONSTRUCT INTERCHANGES, BRS 62094 & 62095, ETC-TIED TO 151-090-01, 151-101-02, 151-248-13(AC PAYBACK)	1.3	MC	GRADE,SURFACE & BRIDGE HPP	816,000	816,000	816,000	0	0	0	0
1858	TH 36	6212-155	MNDOT	I-35W IN ROSEVILLE TO EDGERTON ST IN LITTLE CANADA-BITUMINOUS MILL & OVERLAY	6.0	RS	MILL AND OVERLAY SF	4,575,000	4,575,000	0	0	0	4,575,000	0
1859	TH 36	6212-160	MNDOT	FROM RTMC NEAR TH 51 IN ROSEVILLE TO I-35E IN LITTLE CANADA - REFURBISH/REPLACE FIBER OPTIC TRUNK CABLE	3.9	TM	TRAFFIC MGMT. SYSTEM SF	150,000	150,000	0	0	0	150,000	0
1860	TH 36	6212-9276	MNDOT	WB OVER I-35W, OVER CLEVELAND AND OVER FAIRVIEW IN ROSEVILLE-REPAIR DECKS ON BRS 9276, 9277, 9569, 62029, & 62030	0.0	BI	BRIDGE REPAIR SF	1,530,000	1,530,000	0	0	0	1,530,000	0
1861	TH 36	8214-114B	MNDOT	**MN191**ST CROIX RIVER X-ING AT STILLWATER-(MN)TH 36/(WI) TH 64-DESIGN, RIGHT OF WAY & CONSTRUCTION OF UTILITY RELOCATION	2.3	RW	RIGHT OF WAY HPP	150,000	150,000	120,000	0	0	30,000	0
1861	TH 36	8214-114L	STILLWATER	**MN191**ST CROIX RIVER X-ING AT STILLWATER-(MN)TH 36/(WI) TH 64-DESIGN, RIGHT OF WAY & CONSTRUCTION OF UTILITY RELOCATION	2.3	RW	RIGHT OF WAY HPP	3,930,000	3,930,000	3,144,000	680,000	0	0	786,000
1862	TH 36	8214-144	MNDOT	**MN126**ST CROIX RIVER X-ING AT STILLWATER-(MN)TH 36/(WI) TH 64-PRE ENG & STUDY OF LONG TERM ALTERNATIVES IN MN(ORIGINALLY CUT/COVER APPROACH FOR CROSSING)	4.0	PL	PLANNING HPP	425,000	425,000	340,000	68,000	0	20,000	65,000
1863	TH 36	8217-12B	MNDOT	**MN217**ST CROIX RIVER X-ING AT STILLWATER-(MN)TH 36/(WI) TH 64-DESIGN, MITIGATION IMPLEMENTATION, CONSTRUCT, AND ACQUIRE RW	2.3	BR	GRADE,SURFACE & BRIDGE HPP	4,250,000	4,250,000	3,400,000	1,530,000	0	850,000	0
1864	TH 47	0205-84	MNDOT	OVER CSAH 10 IN COON RAPIDS-REDECK BRS 9725 & 9726	0.0	BI	REDECK SF	1,400,000	1,400,000	0	0	0	1,400,000	0

ATP: M
Fiscal Year: 2009

STIP for FY 2007-2009

Seq #	Route System	Project Number	Agency	Description	Miles	Program	Type of Work	Proposed Funds	Total	FHWA	AC	FTA	TH	Other
1865	TH 47	0205-88	MN/DOT	AT CSAH 3(UNIV AVE) NORTH TOWN IN COON RAPIDS-ADD ACCELERATION FROM WB TH 47 TO NB UNIV AVE	0.0	SC	SPOT IMPROVEMENT	SF	500,000	0	0	0	500,000	0
1866	TH 47	0205-90	MNDOT	N OF 40TH AVE NE IN COLUMBIA HTS TO N OF CSAH 10 IN COON RAPIDS - BUS SHOULDERS & BITUMINOUS MILL & OVERLAY	6.9	RS	MILL AND OVERLAY	SF	5,190,000	0	0	0	5,190,000	0
1867	TH 52	1928-52	MNDOT	AT THOMPSON AVE & WENTWORTH AVE RAMP TERMINI IN W ST PAUL & S ST PAUL-CONSTRUCT ROUNDABOUTS	0.3	SH	GRADE AND SURFACE	HSIP	1,575,000	1,417,500	0	0	157,500	0
1868	TH 65	0207-88	MN/DOT	AT CSAH 10 IN SPRING LAKE PARK-REPLACE LIGHTING	0.0	SC	LIGHTING	SF	270,000	0	0	0	270,000	0
1869	TH 65	0207-89	MN/DOT	AT MOORE LAKE DR(MSAS 302) IN FRIDLEY-REBUILD TRAFFIC SIGNAL	0.0	SC	TRAFFIC SIGNAL REVISION	SF	250,000	0	0	0	125,000	125,000
1870	TH 65	0208-123AC	MN/DOT	**MN101**AT TH 242 IN BLAINE-CONSTRUCT INTERCHANGE, BRS 02050, 02051, 02052, ETC(AC PAYBACK)	0.5	MC	GRADE,SURFACE & BRIDGE	HPP	544,000	544,000	0	0	0	0
1870	TH 65	0208-123S1AC	MN/DOT	**MN215**AT TH 242 IN BLAINE-CONSTRUCT INTERCHANGE, BRS 02050, 02051, 02052, ETC(AC PAYBACK)	0.5	MC	GRADE,SURFACE & BRIDGE	HPP LF	340,000	340,000	0	0	0	0
1870	TH 65	0208-123S2AC	MN/DOT	**MN229**AT TH 242 IN BLAINE-CONSTRUCT INTERCHANGE, BRS 02050, 02051, 02052, ETC(AC PAYBACK)	0.5	MC	GRADE,SURFACE & BRIDGE	HPP LF	340,000	340,000	0	0	0	0
1870	TH 65	0208-123UGAC	MNDOT	AT 121ST AVE/PAUL PKWY & AT 129TH AVE NE IN BLAINE-CONSTRUCT OVERPASSES, FRONTAGE RDS, ETC(AC PAYBACK)	1.0	MC	GRADE,SURFACE & BRIDGE	UG	3,024,000	3,024,000	0	0	0	0
1871	TH 65	2710-37	MNDOT	I-35W TO 10TH ST IN MPLS-BITUMINOUS MILL & OVERLAY	1.1	RS	MILL AND OVERLAY	SF	1,670,000	0	0	0	1,670,000	0
1872	194	2781-27549A	MNDOT	UNDER 26TH AVE, BROADWAY, I-94 OFF RAMPS, 41ST AVE, 42ND AVE(CAMDEN), & CP RAIL IN MPLS-PAINT BRS 27814, 27815, 27817, 27818, 27819, 27821, 27549A	0.0	BI	PAINT BRIDGE	SF	2,480,000	0	0	0	2,480,000	0
1873	194	2781-413	MNDOT	ON SOUTH SIDE OF I-94 FROM LYNDAL AVE TO LASALLE IN MPLS-NOISE WALL	0.4	NO	NOISE ABATEMENT	SF	800,000	0	0	0	800,000	0
1874	194	2781-414	MNDOT	UNDER LASALLE AVE IN MINNEAPOLIS-REDECK BR 27836	0.0	BI	REDECK	SF	1,000,000	0	0	0	1,000,000	0
1875	194	2781-415	MNDOT	NICOLLET AVE TO CEDAR AVE IN MPLS-BITUMINOUS MILL & OVERLAY	1.5	RS	MILL AND OVERLAY	SF	2,700,000	0	0	0	2,700,000	0
1876	194	2781-417	MN/DOT	AT SHINGLE CREEK PKWY RAMP TERMINI IN BROOKLYN CENTER-REBUILD TRAFFIC SIGNALS	0.0	SC	TRAFFIC SIGNAL REVISION	SF	500,000	0	0	0	250,000	250,000
1877	TH 95	1306-35	MNDOT	ISANTI/CHISAGO CO LINE TO 0.2 MI W OF CSAH 9 IN NORTH BRANCH TO 0.2 MI E OF THE SUNRISE RIVER-BITUMINOUS MILL & OVERLAY	6.1	RS	MILL AND OVERLAY	SF	2,265,000	0	0	0	2,265,000	0

ATP: M
Fiscal Year: 2009

STIP for FY 2007-2009

Seq #	Route System	Project Number	Agency	Description	Miles	Program	Type of Work	Proposed Funds	Total	FHWA	AC	FTA	TH	Other
1878	TH 95	8210-93	MN/DOT	WASHINGTON-CHISAGO COUNTY LINE TO I-94 IN LAKELAND-CULVERT REPLACEMENT & TREATMENT OF STORMWATER RUNOFF AT FALLS CREEK(WAS 8210-94)	25.5	RD	STORM SEWER REPLACEMENT	SF	875,000	0	0	0	875,000	0
1879	TH 101	1009-19	MNDOT	TH 212 TO LYMAN BLVD IN CHANHASSEN-BITUMINOUS MILL & OVERLAY	2.3	RS	MILL AND OVERLAY	SF	670,000	0	0	0	670,000	0
1880	TH 156	1912-54	MN/DOT	AT VILLAUME AVE IN S ST PAUL-REBUILD TRAFFIC SIGNAL	0.0	SC	TRAFFIC SIGNAL REVISION	SF	250,000	0	0	0	125,000	125,000
1881	TH 169	2750-57AC1	MN/DOT	S OF CSAH 81 TO N OF CSAH 109 IN BROOKLYN PARK, CONSTRUCT INTERCHANGE, BRIDGES 27R18, 27R19, 27R20, 27R21, 27R22, 27R23, 27R24, 27X08, PARK/RIDE, ETC(AC PAYBACK)	1.3	MC	GRADE,SURFACE & BRIDGE	NHS	12,640,000	12,640,000	0	0	0	0
1881	TH 169	2750-57UGAC	MN/DOT	S OF CSAH 81 TO N OF CSAH 109 IN BROOKLYN PARK, CONSTRUCT INTERCHANGE, BRIDGES 27R18, 27R19, 27R20, 27R21, 27R22, 27R23, 27R24, 27X08, PARK/RIDE, ETC(URBAN GUARANTEE PORTION-AC PAYBACK)	1.3	MC	GRADE,SURFACE & BRIDGE	UG	6,523,550	6,523,550	0	0	0	0
1882	TH 169	2772-80	MN/DOT	FROM I-494 IN BLOOMINGTON TO I-94 IN BROOKLYN PARK-REFURBISH/REPLACE CCTV SYSTEMS HARDWARE	15.6	TM	TRAFFIC MGMT. SYSTEM	SF	200,000	0	0	0	200,000	0
1883	TH 169	2776-03RW6	MNDOT	**MN192**AT I-494 IN BLOOMINGTON-PRELIMINARY ENGINEERING, RW FOR RECONSTRUCTION OF INTERCHANGE	0.2	RW	RIGHT OF WAY	HPP	850,000	680,000	680,000	0	170,000	0
1883	TH 169	2776-03RW7	MNDOT	**MN221**AT I-494 IN BLOOMINGTON-PRELIMINARY ENGINEERING, RW FOR RECONSTRUCTION OF INTERCHANGE	0.2	RW	RIGHT OF WAY	HPP	425,000	340,000	340,000	0	85,000	0
1884	TH 169	2776-06	MNDOT	AT CSAH 18 IN SHAKOPEE-DEBT MGMT PAYBACK FOR A PARK/RIDE SITE	0.0	TR	GRADE AND SURFACE	SF	300,000	0	0	0	300,000	0
1885	TH 212	1013-79	MNDOT	**MN163**FROM NORWOOD YOUNG AMERICA TO CR 147 IN CARVER-PRELIMINARY ENGINEERING	14.0	PL	PLANNING	HPP	850,000	680,000	136,000	0	170,000	0
1886	TH 212	1017-12AC3	MN/DOT	CARVER CR 147 IN CHASKA TO HENNEPIN CSAH 4 IN EDEN PRAIRIE, DESIGN BUILD CONTRACT FOR 4-LN FREEWAY(BAP PAYBACK)	11.8	MC	GRADE,SURFACE & BRIDGE	NHS	3,000,000	3,000,000	0	0	0	0
1887	TH 252	2748-53	MN/DOT	FROM I-94 IN BROOKLYN CENTER TO TH 610 IN BROOKLYN PARK-REPLACE SIGNING	4.4	SC	SIGNING	SF	315,000	0	0	0	315,000	0
1888	TH 280	6241-51	MN/DOT	LARPENTEUR AVE OVER TH 280 & OVER MC RY IN LAUDERDALE-REPLACE BR 6738 & 6630 & APPROACHES(\$3.0M FROM 2008 BI)	0.0	BR	BRIDGE REPLACEMENT	BR	11,700,000	9,360,000	0	0	2,340,000	0
1889	TH 282	7011-24	MN/DOT	FROM JCT TH 21 TO E JCT MORLOCK DR IN JORDAN-EROSION, CULVERT REPAIR, ETC	1.0	RD	EROSION REPAIR	SF	100,000	0	0	0	100,000	0

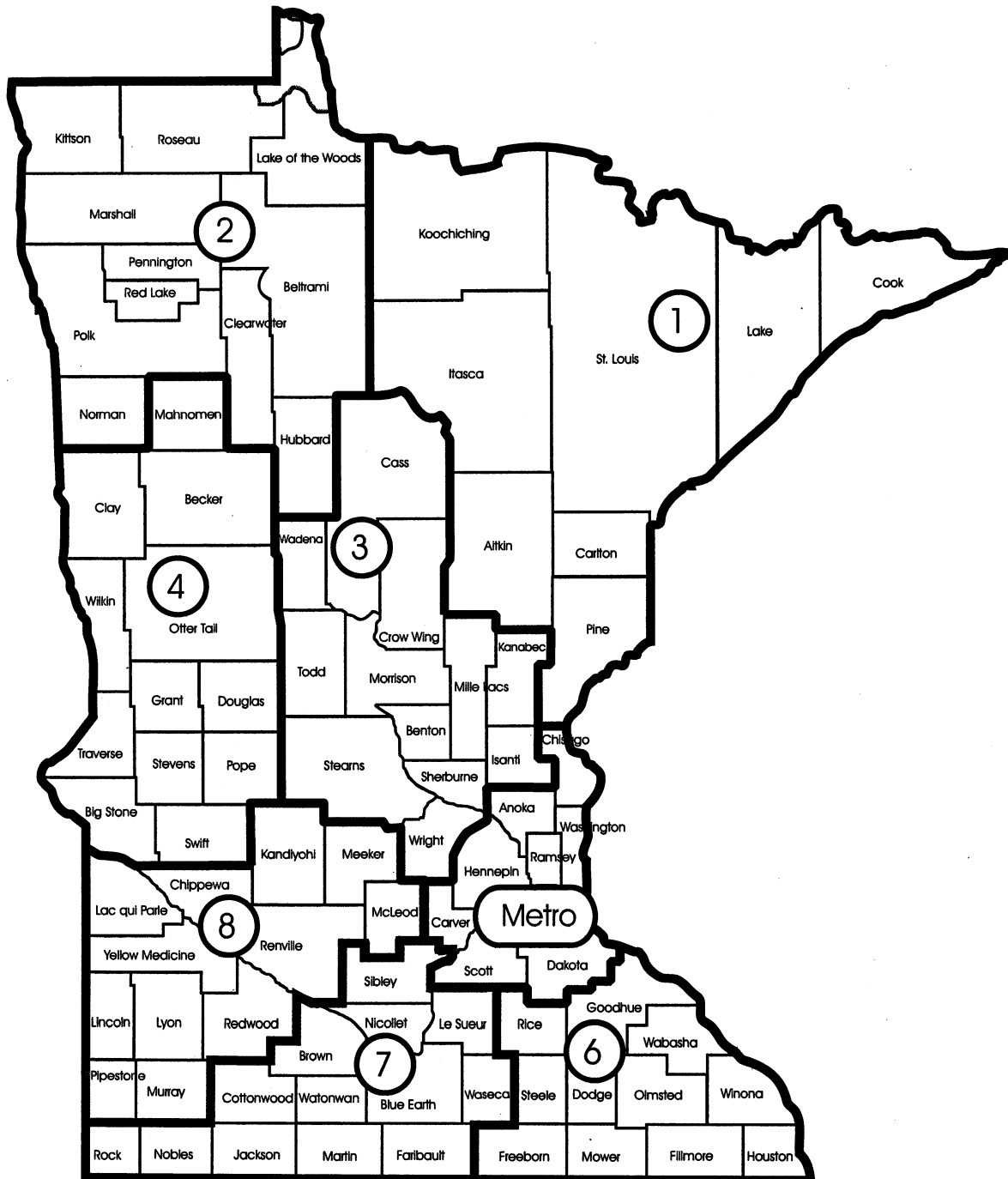
Seq #	Route System	Project Number	Agency	Description	Miles	Program	Type of Work	Proposed Funds	Total	FHWA	AC	FTA	TH	Other
1890	I 494	1985-131	MN/DOT	AT TH 156(CONCORD ST) RAMP TERMINI IN S ST PAUL-REBUILD TRAFFIC SIGNALS	0.0	SC	TRAFFIC SIGNAL REVISION	SF	300,000	0	0	0	300,000	0
1891	I 494	2785-330	MNDOT	**MN199**I-494 LANE ADDITION IN HENNEPIN COUNTY	0.0	PL	PLANNING	HPP	1,700,000	1,360,000	272,000	0	340,000	0
1892	I 494	2785-354	MNDOT	ON AIRPORT LN FROM 0.5M WEST OF 34TH AVE TO 34TH AVE AT MSP INTL AIRPORT-REALIGNMENT, ACCESS CLOSURES, ETC (\$0.5M OF 2008 ACCESS MGMT \$\$)	0.5	SC	GRADE AND SURFACE	SF	500,000	0	0	0	500,000	0
1893	TH 610	0217-21	MN/DOT	ON TH 610 FROM TH 169 IN BROOKLYN PARK TO TH 10 IN COON RAPIDS, AND ON TH 169 FROM I-94 TO TH 610 IN BROOKLYN PARK-INSTALL FIBER OPTIC TRUNK CABLE FOR TMS	7.2	TM	TRAFFIC MGMT. SYSTEM	SF	500,000	0	0	0	500,000	0
1894	TH 610	2771-38	MNDOT	**MN119**PHASE 3 OF 610 RW AND CONSTRUCTION IN BROOKLYN PARK	1.0	MC	GRADE,SURFACE & BRIDGE	HPP	4,250,000	3,400,000	680,000	0	850,000	0
1895	TH 610	2771-38S1	MNDOT	**MN211**PHASE 3 OF 610 RW AND CONSTRUCTION IN BROOKLYN PARK	1.0	MC	GRADE,SURFACE & BRIDGE	HPP	9,562,500	7,650,000	1,530,000	0	1,912,500	0
1896	TH 610	2771-38S2	MNDOT	**MN226**PHASE 3 OF 610 RW AND CONSTRUCTION IN BROOKLYN PARK	1.0	MC	GRADE,SURFACE & BRIDGE	HPP	8,500,000	6,800,000	1,360,000	0	1,700,000	0
1897	TH 610	2771-38T	MNDOT	**TI-SECT 1934**PHASE 3 OF 610 RW AND CONSTRUCTION IN BROOKLYN PARK	1.0	MC	GRADE,SURFACE & BRIDGE	TI	8,500,000	6,800,000	1,360,000	0	1,700,000	0
1898	I 694	8286-64	MNDOT	NB OVER UP RR & OVER TH 5 IN OAKDALE-REDECK BRS 82806 & 82808	0.0	BI	REDECK	SF	3,300,000	0	0	0	3,300,000	0
1899	TH 952	6217-90381	MNDOT	UNDER GEORGE ST IN ST PAUL-REPAIR DECK BR 90381	0.0	BI	BRIDGE REPAIR	SF	120,000	0	0	0	120,000	0
1900	TH 999	8825-237	MN/DOT	IN NORTHEAST QUADRANT OF THE METRO AREA-RELAMP FIXTURES	0.0	SC	LIGHTING	SF	400,000	0	0	0	400,000	0
1901	TH 999	8825-248	MN/DOT	METROWIDE-REFURBISH CHANGEABLE MESSAGE SIGNS AND ACCESS IMPROVEMENTS	0.0	TM	TRAFFIC MGMT. SYSTEM	SF	150,000	0	0	0	150,000	0
1902	TH 999	880M-ACM-09	MN/DOT	METRO SETASIDE - ACCESS MANAGEMENT PROJECTS - FY 2009	0.0	SC	SPOT IMPROVEMENT	SF	470,000	0	0	0	470,000	0
1903	TH 999	880M-AM-09	MN/DOT	METRO SETASIDE - MUNICIPAL AGREEMENT PROJECTS - FY 2009	0.0	AM	MISCELLANEOUS	SF	4,000,000	0	0	0	4,000,000	0
1904	TH 999	880M-BI-09	MN/DOT	METRO SETASIDE - BRIDGE IMPROVEMENT PROJECTS - FY 2009	0.0	BI	BRIDGE REPAIR	SF	610,000	0	0	0	610,000	0
1905	TH 999	880M-CA-09	MN/DOT	METRO SETASIDE -CONSULTANT DESIGN - FY2009	0.0	CA	PLANNING	SF	7,100,000	0	0	0	7,100,000	0

ATP: M
Fiscal Year: 2009

STIP for FY 2007-2009

Seq #	Route System	Project Number	Agency	Description	Miles	Program	Type of Work	Proposed Funds	Total	FHWA	AC	FTA	TH	Other
1906	TH 999	880M-NO-09	MN/DOT	METRO SETASIDE - NOISE ABATEMENT PROJECTS - FY 2009	0.0	NO	NOISE ABATEMENT SF	125,000	125,000	0	0	0	125,000	0
1907	TH 999	880M-PF-09	MN/DOT	METRO SETASIDE - PRAIRIE TO FOREST - FY 2009	0.0	RB	LANDSCAPING SF	40,000	40,000	0	0	0	40,000	0
1908	TH 999	880M-PM-09	MN/DOT	METRO SETASIDE - PREVENTIVE MAINTENANCE PROJECTS - FY 2009	0.0	PM	MILL AND OVERLAY SF	5,000,000	5,000,000	0	0	0	5,000,000	0
1909	TH 999	880M-RB-09	MN/DOT	METRO SETASIDE - LANDSCAPE PARTNERSHIPS - FY 2009	0.0	RB	LANDSCAPING SF	100,000	100,000	0	0	0	100,000	0
1910	TH 999	880M-RS-09	MN/DOT	METRO SETASIDE - RESURFACING & RECONDITIONING PROJECTS - FY 2009	0.0	RS	MILL AND OVERLAY SF	1,530,000	1,530,000	0	0	0	1,530,000	0
1911	TH 999	880M-RW-09	MN/DOT	METRO SETASIDE - RIGHT OF WAY - FY 2009	0.0	RW	RIGHT OF WAY SF	6,500,000	6,500,000	0	0	0	6,500,000	0
1912	TH 999	880M-RX-09	MN/DOT	METRO SETASIDE - ROAD REPAIR - FY 2009	0.0	RX	ROAD REPAIR SF	4,600,000	4,600,000	0	0	0	4,600,000	0
1913	TH 999	880M-SA-09	MN/DOT	METRO SETASIDE - SUPPLEMENTAL AGREEMENTS/OVERRUNS - FY 2009	0.0	SA	SURFACING SF	16,500,000	16,500,000	0	0	0	16,500,000	0
1914	TH 999	880M-SC-09	MN/DOT	METRO SETASIDE - SAFETY CAPACITY PROJECTS - FY 2009	0.0	SC	SPOT IMPROVEMENT SF	320,000	320,000	0	0	0	320,000	0
1915	TH 999	880M-TE-09	MN/DOT	METRO SETASIDE - TRAFFIC ENGINEERING(\$0.25M-SIGNING), & HYDRAULICS(\$0.8M) PRESERVATION	0.0	SC	MISCELLANEOUS SF	1,050,000	1,050,000	0	0	0	1,050,000	0
1916	TH 999	880M-TM-09	MN/DOT	METRO SETASIDE-TRAFFIC MANAGEMENT STATE FURNISHED MATERIALS FOR METRO PROJECTS IN FY 2009	0.0	TM	TRAFFIC MGMT. SYSTEM SF	150,000	150,000	0	0	0	150,000	0
1917	TH 999	880M-TR-09	MN/DOT	METRO SETASIDE - TRANSIT/RIDESHARE - FY 2009	0.0	TM	MISCELLANEOUS SF	270,000	270,000	0	0	0	270,000	0
1918	TH 999	TRLF-RW-09	MN/DOT	REPAYMENT IN FY 2009 OF TRLF LOANS USED FOR RIGHT OF WAY PURCHASE ON TH'S 12,100,212, OR 610	0.0	RW	RIGHT OF WAY SF	3,881,000	3,881,000	0	0	0	3,881,000	0
Summary for Year = 2009 (197 projects)									\$602,610,752	\$289,165,176	\$10,533,200	\$112,032,420	\$121,066,000	\$80,347,156

STATEWIDE RESERVES



DISTRICT C

For Information Contact the
Office of Investment Management
395 John Ireland Blvd
MS 440
Saint Paul, MN 55155-1899
(651) 296-8475
FAX: (651) 296-3019

ATP: C
Fiscal Year: 2007

STIP for FY 2007-2009

Seq #	Route System	Project Number	Agency	Description	Miles	Program	Type of Work	Proposed Funds	Total	FHWA	AC	FTA	TH	Other
1919	REC TRAIL	0002-06-3A	WRIGHT COUNTY	DELANO TO LUCE LINE TRAIL		RT	TRAIL	RT	100,000	0	0	0	0	100,000
1920	REC TRAIL	0003-06-3A	WRIGHT COUNTY	CITY OF BUFFALO TO CITY OF MONTROSE TRAIL PHASE 2		RT	TRAIL	RT	46,000	0	0	0	0	46,000
1921	REC TRAIL	0028-06-3B	CITY OF SHAKOPEE	QUARRY LAKE PROJECT		RT	TRAIL	RT	78,675	0	0	0	0	78,675
1922	REC TRAIL	0029-06-3C	STEARNS COUNTY	BEAVER ISLANDS TRAIL ABANDONED RAILROAD CORRIDOR ACQUISITION		RT	TRAIL	RT	73,950	0	0	0	0	73,950
1923	REC TRAIL	0042-06-S	MINNESOTA TRAIL RIDERS ASSOCIATION	TRAIL CAMPGROUND IMPROVEMENT AND MAINTENANCE FUND		RT	TRAIL	RT	32,000	0	0	0	0	32,000
1924	REC TRAIL	D001-06-1A	MN DNR	HEARTLAND/PAUL BUNYAN TRAILS MAINTENANCE		RT	TRAIL	RT	20,000	0	0	0	0	20,000
1925	REC TRAIL	D004-06-1B	MN DNR	MAINTENANCE ON THE CENTRAL LAKES STATE TRAIL		RT	TRAIL	RT	30,250	0	0	0	0	30,250
1926	REC TRAIL	D007-06-1D	MN DNR	SEASONAL STATE TRAIL LABOR		RT	TRAIL	RT	10,000	0	0	0	0	10,000
1927	REC TRAIL	D011-06-2B	MN DNR	TRAIL MAINTENANCE EQUIPMENT		RT	TRAIL	RT	28,225	0	0	0	0	28,225
1928	REC TRAIL	D012-06-2B	MN DNR	BRIDGE REPAIR - ARROWHEAD STATE TRAIL - ELBOW RIVER		RT	TRAIL	RT	12,500	0	0	0	0	12,500
1929	REC TRAIL	D021-06-3A	MN DNR	LUCE LINE CULVERTS		RT	TRAIL	RT	19,300	0	0	0	0	19,300
1930	REC TRAIL	D022-06-3A	MN DNR	ADA TOILET REPLACEMENT - LUCE LINE		RT	TRAIL	RT	4,950	0	0	0	0	4,950
1931	REC TRAIL	D031-06-4D	MN DNR	TRAIL MAINTENANCE ON DOUGLAS, GOODHUE, PIONEER, AND BLAZING STAR STATE TRAILS		RT	TRAIL	RT	5,000	0	0	0	0	5,000
1932	REC TRAIL	D040-06-S	MN DNR	STATE FOREST TRAIL REHAB AND DEVELOPMENT		RT	TRAIL	RT	31,300	0	0	0	0	31,300
1933	REC TRAIL	0004-06-2B	ST. LOUIS COUNTY	STURGEON RIVER SNOWMOBILE BRIDGE		RT	TRAIL	RT	100,000	0	0	0	0	100,000
1934	REC TRAIL	0020-06-2A	ITASCA COUNTY	GROOMING EQUIPMENT PURCHASE		RT	TRAIL	RT	50,000	0	0	0	0	50,000
1935	REC TRAIL	0025-06-2A	ITASCA COUNTY	CLEARWATER SNOWMOBILE TRAIL BRIDGE		RT	TRAIL	RT	2,500	0	0	0	0	2,500
1936	REC TRAIL	0045-06-2B	CITY OF BABBIT	TRAIL EQUIPMENT PURCHASE		RT	TRAIL	RT	35,842	0	0	0	0	35,842
1937	REC TRAIL	0048-06-4A	SWIFT COUNTY	APPLETON AREA OHV RECREATION PARK PHASE 2		RT	TRAIL	RT	68,000	0	0	0	0	68,000

ATP: C
Fiscal Year: 2007

STIP for FY 2007-2009

Seq #	Route System	Project Number	Agency	Description	Miles	Program	Type of Work	Proposed Funds	Total	FHWA	AC	FTA	TH	Other
1938	REC TRAIL	D002-06-1A	MN DNR	UNIT SNOWMOBILE, ATV, & ORV TRAIL MAINTENANCE		RT	TRAIL	RT	22,250	0	0	0	0	22,250
1939	REC TRAIL	D006-06-1C	MN DNR	CON-CON BRIDGE AND CULVERT WORK		RT	TRAIL	RT	22,000	0	0	0	0	22,000
1940	REC TRAIL	D010-06-2B	MN DNR	SNOWMOBILE TRAIL EQUIPMENT PURCHASE		RT	TRAIL	RT	45,842	0	0	0	0	45,842
1941	REC TRAIL	D019-06-2D	MN DNR	OHV TRAILHEAD FACILITIES DEVELOPMENT		RT	TRAIL	RT	22,683	0	0	0	0	22,683
1942	REC TRAIL	D043-06-2	MN DNR	STATE PARK SNOWMOBILE TRAIL MAINTENANCE		RT	TRAIL	RT	10,000	0	0	0	0	10,000
1943	REC TRAIL	0012-06-2C	SUPERIOR HIKING TRAIL ASSOCIATION	TRAIL MAINTENANCE ON THE SUPERIOR HIKING TRAIL		RT	TRAIL	RT	26,000	0	0	0	0	26,000
1944	REC TRAIL	0013-06-2C	LAKE COUNTY	SUPERIOR HIKING TRAIL CONSTRUCTION		RT	TRAIL	RT	42,000	0	0	0	0	42,000
1945	REC TRAIL	0016-06-2B	CITY OF ELY	HIDDEN VALLEY SKI TRAIL SYSTEM		RT	TRAIL	RT	27,100	0	0	0	0	27,100
1946	REC TRAIL	0019-06-4D	MINNESOTA HORSE COUNCIL	HAY CREEK HORSE CAMP		RT	TRAIL	RT	30,000	0	0	0	0	30,000
1947	REC TRAIL	0040-06-1D	NORTH COUNTRY TRAIL ASSOCIATION	NORTH COUNTRY NATIONAL SCENIC TRAIL		RT	TRAIL	RT	10,000	0	0	0	0	10,000
1948	REC TRAIL	D014-06-2C	MN DNR	GITCHI-GAMI STATE TRAIL MAINTENANCE EQUIPMENT		RT	TRAIL	RT	27,500	0	0	0	0	27,500
1949	REC TRAIL	D018-06-2D	MN DNR	MUNGER STATE TRAIL ASPHALT TRAIL SURFACE REPAIR		RT	TRAIL	RT	14,837	0	0	0	0	14,837
1950	REC TRAIL	D023-06-3B	MN DNR	MAHTOMEDI SCHOOL DISTRICT AND GATEWAY TRAIL PARKING LOT		RT	TRAIL	RT	50,000	0	0	0	0	50,000
1951	REC TRAIL	D035-06-4E	MN DNR	RIP RAP INSTALLATION ON THE ROOT RIVER STATE TRAIL		RT	TRAIL	RT	55,000	0	0	0	0	55,000
1952	REC TRAIL	D038-06-S	MN DNR	STATE PARKS SKI PROGRAM EQUIPMENT		RT	TRAIL	RT	48,000	0	0	0	0	48,000
1953	LOCAL 999	88-030-21	MN/DOT	FRACTURE CRITICAL BRIDGE INSPECTIONS	0.0	BI	MISCELLANEOUS	BR	250,000	250,000	0	0	0	0
1954	TH 999	8816-341	MN/DOT	WEIGH IN MOTION SITE INSTALLATION	0.0	RX	WEIGH STATION	SF	200,000	0	0	0	200,000	0
1955	TH 999	8816-657	MN/DOT	LOCAL TECHNICAL ASSISTANCE PROGRAM - 2007	0.0	PL	PLANNING	FFM	280,000	140,000	0	0	0	140,000
1956	TH 999	8816-752CO	MN/DOT	RED DYED FUEL TAX EVASION ENFORCEMENT (CARRYOVER)	0.0	TM	PLANNING	STP	110,000	110,000	0	0	0	0
1957	TH 999	880C-ACC-07	MN/DOT	MAC CONVERSION (AC PAYBACK)	0.0	NA	MISCELLANEOUS	FFM	0	0	0	0	0	0

ATP: C
Fiscal Year: 2007

STIP for FY 2007-2009

Seq #	Route System	Project Number	Agency	Description	Miles	Program	Type of Work	Proposed Funds	Total	FHWA	AC	FTA	TH	Other
1958	TH 999	880C-BIKE-07	MN/DOT	STATEWIDE BIKE COORDINATOR(\$80,00 FOR 2007/2008)	0.0	PL	PLANNING	STP	40,000	40,000	0	0	0	0
1959	TH 999	880C-CA-07	MN/DOT	ADVANCE DESIGN PROJECTS	0.0	NA	MISCELLANEOUS	SF	5,000,000	0	0	0	5,000,000	0
1960	TH 999	880C-CB-07	MN/DOT	COMP HIGHWAY SAFETY PLAN - MN/DOT CABLE MEDIAN BARRIER PROJECTS	0.0	SH	MEDIAN BARRIER	HSIP	1,500,000	1,500,000	0	0	0	0
1961	TH 999	880C-DBE-07	MN/DOT	DISADVANTAGED BUSINESS ENTERPRISE (DBE) SUPPORT SERVICES	0.0	PL	PLANNING	FFM	119,600	119,600	0	0	0	0
1962	TH 999	880C-EC-07	MN/DOT	ANALOG TO DIGITAL MICROWAVE CONVERSION	0.0	RW	MISCELLANEOUS	SF	3,600,000	0	0	0	3,600,000	0
1963	TH 999	880C-HS-07	MN/DOT	COMP HIGHWAY SAFETY PLAN - HIGHWAY SAFETY PROJECTS (OTHER FUNDS = MN/DOT SHARE OF SECTION 164 & LOCAL MATCH)	0.0	SC	RIPING	DPS	5,000,000	0	0	0	0	5,000,000
1964	TH 999	880C-ITI-06	MN/DOT	ITS INSTITUTE - RESEARCH	0.0	TM	MISCELLANEOUS	SF	200,000	0	0	0	200,000	0
1965	TH 999	880C-ITS-06	MN/DOT	ITS DEPLOYMENT - CARRYOVER	0.0	TM	MISCELLANEOUS	FFM	6,600,000	4,100,000	0	0	0	2,500,000
1966	TH 999	880C-PED-07	MN/DOT	STATEWIDE PEDESTRIAN COORDINATOR (\$80,000 FOR 2007/2008)	0.0	PL	PLANNING	STP	40,000	40,000	0	0	0	0
1967	TH 999	880C-RDS-07	MN/DOT	EQUAL EMPLOYMENT OPPORTUNITY (EEO) SUPPORT SERVICES	0.0	PL	PLANNING	FFM	200,000	200,000	0	0	0	0
1968	TH 999	880C-RES-07	MN/DOT	MN/DOT RESEARCH PROJECTS -2007	0.0	PL	PLANNING	SF	3,200,000	0	0	0	3,200,000	0
1969	TH 999	880C-RIDE-06	MN/DOT	MINNESOTA RIDESHARE(\$160,000 for 06/07)	0.0	PL	PLANNING	STP	80,000	80,000	0	0	0	0
1970	TH 999	880C-RW-07	MN/DOT	RIGHT OF WAY INCIDENTALS - 2007	0.0	RW	RIGHT OF WAY	SF	1,500,000	0	0	0	1,500,000	0
1971	TH 999	880C-SRS1-07	MN/DOT	SAFE ROUTES TO SCHOOL INFRASTRUCTURE	0.0	NA	PEDESTRIAN BIKE TRAIL	SRS	1,151,186	1,151,186	0	0	0	0
1972	TH 999	880C-SRS2-07	MN/DOT	SAFE ROUTES TO SCHOOL NON-INFRASTRUCTURE	0.0	PL	PLANNING	SRS	164,455	164,455	0	0	0	0
1973	TH 999	880C-SRS3-07	MN/DOT	SAFE ROUTES TO SCHOOL FLEX	0.0	PL	PLANNING	SRS	328,910	328,910	0	0	0	0
1974	TH 999	880C-WB-07	MN/DOT	WETLAND BANKING AGREEMENTS	0.0	RW	WETLAND MITIGATION	SF	1,000,000	0	0	0	1,000,000	0
Summary for Year = 2007 (56 projects)									\$31,765,855	\$8,224,151	\$0	\$0	\$14,700,000	\$8,841,704

ATP: C
Fiscal Year: 2008

STIP for FY 2007-2009

Seq #	Route System	Project Number	Agency	Description	Miles	Program	Type of Work	Proposed Funds	Total	FHWA	AC	FTA	TH	Other
1975	LOCAL 999	88-030-22	MN/DOT	FRACTURE CRITICAL BRIDGE INSPECTIONS	0.0	BI	MISCELLANEOUS	BR	250,000	250,000	0	0	0	0
1976	TH 999	880C-ACC-08	MN/DOT	MAC CONVERSION (AC PAYBACK)	0.0	NA	MISCELLANEOUS	FFM	0	0	0	0	0	0
1977	TH 999	880C-BIKE-07	MN/DOT	STATEWIDE BIKE COORDINATOR(\$80,00 FOR 2007/2008)	0.0	PL	PLANNING	STP	40,000	40,000	0	0	0	0
1978	TH 999	880C-CA-08	MN/DOT	ADVANCE DESIGN PROJECTS	0.0	NA	MISCELLANEOUS	SF	5,000,000	0	0	0	5,000,000	0
1979	TH 999	880C-CB-08	MN/DOT	COMP HIGHWAY SAFETY PLAN - MN/DOT CABLE MEDIAN BARRIER PROJECTS	0.0	SH	MEDIAN BARRIER	HSIP	1,500,000	1,500,000	0	0	0	0
1980	TH 999	880C-EC-08	MN/DOT	ANALOG TO DIGITAL MICROWAVE CONVERSION	0.0	RW	MISCELLANEOUS	SF	3,600,000	0	0	0	3,600,000	0
1981	TH 999	880C-HS-08	MN/DOT	COMP HIGHWAY SAFETY PLAN - HIGHWAY SAFETY PROJECTS (OTHER FUNDS = MN/DOT SHARE OF SECTION 164 & LOCAL MATCH)	0.0	SC	RIPING	DPS	5,000,000	0	0	0	0	5,000,000
1982	TH 999	880C-ITI-06	MN/DOT	ITS INSTITUTE - RESEARCH	0.0	TM	MISCELLANEOUS	SF	200,000	0	0	0	200,000	0
1983	TH 999	880C-ITS-07	MN/DOT	ITS DEPLOYMENT - CARRYOVER	0.0	TM	MISCELLANEOUS	FFM	6,600,000	4,100,000	0	0	0	2,500,000
1984	TH 999	880C-LTA-08	MN/DOT	LOCAL TECHNICAL ASSISTANCE PROGRAM - 2006	0.0	PL	PLANNING	FFM	280,000	140,000	0	0	0	140,000
1985	TH 999	880C-MRD-08	MN/DOT	MN ROAD - RECONSTRUCT/REHAB OF 16 CELLS	0.0	RD	MISCELLANEOUS	SF	5,000,000	4,000,000	0	0	1,000,000	0
1986	TH 999	880C-PED-07	MN/DOT	STATEWIDE PEDESTRIAN COORDINATOR (\$80,000 FOR 2007/2008)	0.0	PL	PLANNING	STP	40,000	40,000	0	0	0	0
1987	TH 999	880C-RES-08	MN/DOT	MN/DOT RESEARCH PROJECTS -2008	0.0	PL	PLANNING	SF	3,200,000	0	0	0	3,200,000	0
1988	TH 999	880C-RIDE-08	MN/DOT	MINNESOTA RIDESHARE (\$160,000 FOR 08/09)	0.0	PL	PLANNING	STP	80,000	80,000	0	0	0	0
1989	TH 999	880C-RW-08	MN/DOT	RIGHT OF WAY INCIDENTALS - 2008	0.0	RW	RIGHT OF WAY	SF	1,500,000	0	0	0	1,500,000	0
1990	TH 999	880C-SRS1-08	MN/DOT	SAFE ROUTES TO SCHOOL INFRASTRUCTURE	0.0	NA	PEDESTRIAN BIKE TRAIL	SRS	1,424,679	1,424,679	0	0	0	0
1991	TH 999	880C-SRS2-08	MN/DOT	SAFE ROUTES TO SCHOOL NON-INFRASTRUCTURE	0.0	PL	PLANNING	SRS	203,526	203,526	0	0	0	0
1992	TH 999	880C-SRS3-08	MN/DOT	SAFE ROUTES TO SCHOOL FLEX	0.0	PL	PLANNING	SRS	407,051	407,051	0	0	0	0
1993	TH 999	880C-WB-008	MN/DOT	WETLAND BANKING AGREEMENTS	0.0	RW	WETLAND MITIGATION	SF	1,000,000	0	0	0	1,000,000	0

ATP: C
Fiscal Year: 2008

STIP for FY 2007-2009

Seq #	Route System	Project Number	Agency	Description	Miles	Program	Type of Work	Proposed Funds	Total	FHWA	AC	FTA	TH	Other
Summary for Year = 2008 (19 projects)									\$35,325,256	\$12,185,256	\$0	\$0	\$15,500,000	\$7,640,000

ATP: C
Fiscal Year: 2009

STIP for FY 2007-2009

Seq #	Route System	Project Number	Agency	Description	Miles	Program	Type of Work	Proposed Funds	Total	FHWA	AC	FTA	TH	Other
1994	LOCAL 999	88-030-22	MN/DOT	FRACTURE CRITICAL BRIDGE INSPECTIONS	0.0	BI	MISCELLANEOUS	BR	250,000	250,000	0	0	0	0
1995	TH 999	880C-ACC-09	MN/DOT	MAC CONVERSION (AC PAYBACK)	0.0	NA	MISCELLANEOUS	FFM	0	0	0	0	0	0
1996	TH 999	880C-BIKE-09	MN/DOT	STATEWIDE BIKE COORDINATOR(\$80,00 FOR 2009/2010)	0.0	PL	PLANNING	STP	40,000	40,000	0	0	0	0
1997	TH 999	880C-CA-09	MN/DOT	ADVANCE DESIGN PROJECTS	0.0	NA	MISCELLANEOUS	SF	5,000,000	0	0	0	5,000,000	0
1998	TH 999	880C-CB-09	MN/DOT	COMP HIGHWAY SAFETY PLAN - MN/DOT CABLE MEDIAN BARRIER PROJECTS	0.0	SH	MEDIAN BARRIER	HSIP	1,500,000	1,500,000	0	0	0	0
1999	TH 999	880C-EC-09	MN/DOT	ANALOG TO DIGITAL MICROWAVE CONVERSION	0.0	RW	MISCELLANEOUS	SF	3,600,000	0	0	0	3,600,000	0
2000	TH 999	880C-HS-09	MN/DOT	COMP HIGHWAY SAFETY PLAN - HIGHWAY SAFETY PROJECTS (OTHER FUNDS = MN/DOT SHARE OF SECTION 164 & LOCAL MATCH)	0.0	SC	RIPING	DPS	5,000,000	0	0	0	0	5,000,000
2001	TH 999	880C-ITI-09	MN/DOT	ITS INSTITUTE - RESEARCH	0.0	TM	MISCELLANEOUS	SF	200,000	0	0	0	200,000	0
2002	TH 999	880C-ITS-09	MN/DOT	ITS DEPLOYMENT	0.0	TM	MISCELLANEOUS	FFM	4,000,000	1,500,000	0	0	0	2,500,000
2003	TH 999	880C-LTA-09	MN/DOT	LOCAL TECHNICAL ASSISTANCE PROGRAM - 2006	0.0	PL	PLANNING	FFM	280,000	140,000	0	0	0	140,000
2004	TH 999	880C-PED-09	MN/DOT	STATEWIDE PEDESTRIAN COORDINATOR (\$80,000 FOR 2009/2010)	0.0	PL	PLANNING	STP	40,000	40,000	0	0	0	0
2005	TH 999	880C-RES-09	MN/DOT	MN/DOT RESEARCH PROJECTS -2009	0.0	PL	PLANNING	SF	3,200,000	0	0	0	3,200,000	0
2006	TH 999	880C-RIDE-08	MN/DOT	MINNESOTA RIDESHARE (\$160,000 FOR 2008/2009)	0.0	PL	PLANNING	STP	80,000	80,000	0	0	0	0
2007	TH 999	880C-RW-09	MN/DOT	RIGHT OF WAY INCIDENTALS - 2008	0.0	RW	RIGHT OF WAY	SF	1,500,000	0	0	0	1,500,000	0
2008	TH 999	880C-SRS1-09	MN/DOT	SAFE ROUTES TO SCHOOL INFRASTRUCTURE	0.0	NA	PEDESTRIAN BIKE TRAIL	SRS	1,781,872	1,781,872	0	0	0	0
2009	TH 999	880C-SRS2-09	MN/DOT	SAFE ROUTES TO SCHOOL NON-INFRASTRUCTURE	0.0	PL	PLANNING	SRS	254,553	254,553	0	0	0	0
2010	TH 999	880C-SRS3-09	MN/DOT	SAFE ROUTES TO SCHOOL FLEX	0.0	PL	PLANNING	SRS	509,106	509,106	0	0	0	0
2011	TH 999	880C-WB-09	MN/DOT	WETLAND BANKING AGREEMENTS	0.0	RW	WETLAND MITIGATION	SF	1,000,000	0	0	0	1,000,000	0
Summary for Year = 2009 (18 projects)									\$28,235,531	\$6,095,531	\$0	\$0	\$14,500,000	\$7,640,000

Appendix A

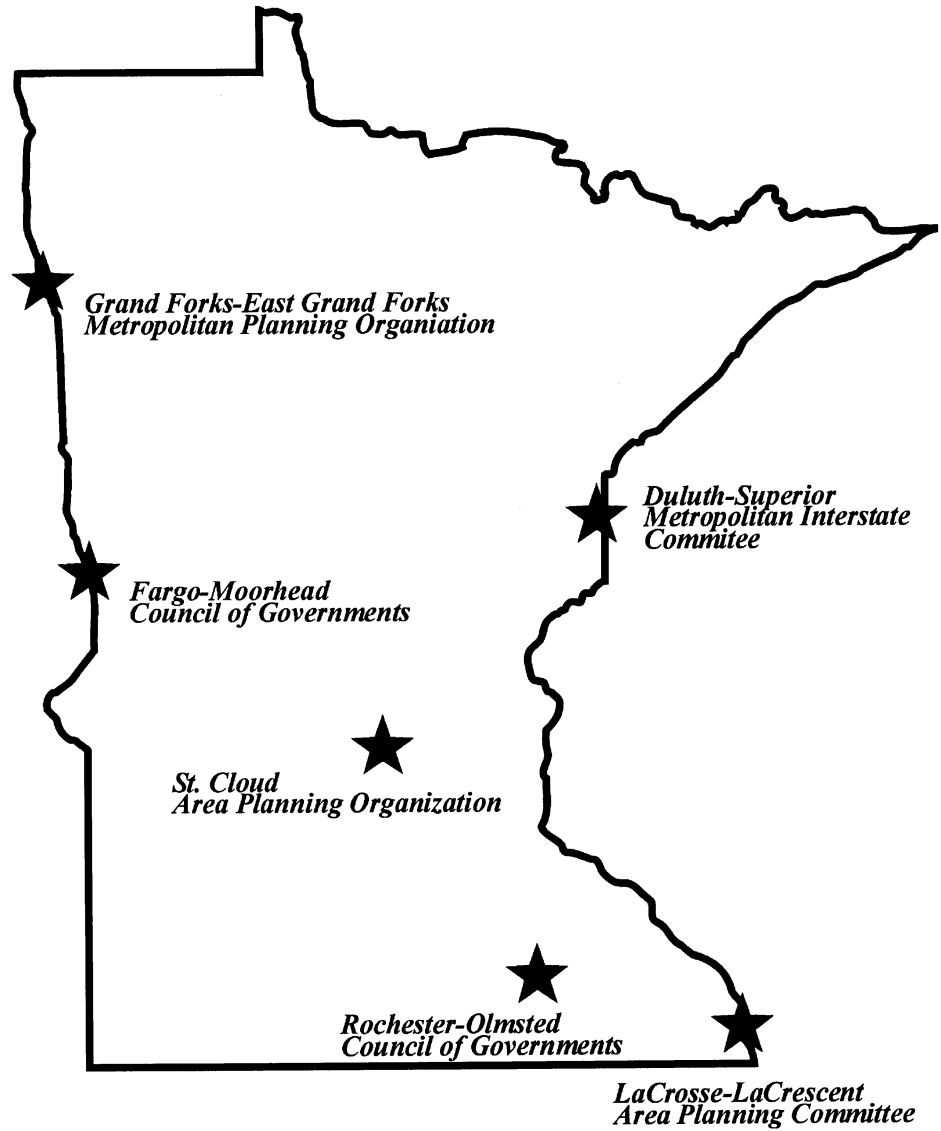
Select Highway and Transit Programs

- ✓ Greater Minnesota MPO Programs
- ✓ Transportation Enhancement Activities (TEA)
- ✓ Highway Safety Improvement Program (HSIP)
- ✓ Transit Programs
- ✓ Indian Reservation Roads and Bridge Program (IRR)
- ✓ Recreational Trail Program
- ✓ Mn/DOT State Road Construction Program

Greater Minnesota MPO Programs

- ✓ Duluth-Superior Metropolitan Interstate Committee
- ✓ Grand Forks-East Grand Forks MPO
- ✓ St. Cloud Area Planning Organization
- ✓ Fargo-Moorhead Council of Governments
- ✓ Rochester-Olmsted Council of Governments
- ✓ LaCrosse-LaCrescent Area Planning Committee

**GREATER MINNESOTA
METROPOLITAN PLANNING
ORGANIZATIONS**



GREATER MINNESOTA MPO PROGRAMS

In accordance with the joint Metropolitan Planning Rules, Section 450.324, each of the Metropolitan Planning Organizations in Greater Minnesota has developed and approved a three year fiscally constrained Transportation Improvement Program (TIP). This TIP provides a prioritized list of projects in the respective metropolitan area for which federal (FHWA and FTA) as well as Mn/DOT state funds and, in some cases, local funds are anticipated to be used. The federally funded projects have been selected through the ATP process and are included in the appropriate ATIP.

Also included in the MPO TIP is a Financial Plan discussing the fiscal constraint of the program and documentation supporting the self-certification statement. In the case of Duluth-Superior and St. Cloud, which are “air quality maintenance areas” for carbon monoxide, a conformity determination analysis was also included.

After adoption by the MPO and Mn/DOT as the Governor’s designee, and the completion of a joint planning finding and Air Quality Conformity Determination by FHWA and FTA, the MPO TIP is incorporated by reference, without modification, into the STIP. However, the federal and Mn/DOT funded projects are actually included in the STIP.

The following table summarizes the federal funding for each MPO.

Figure A-1
GREATER MINNESOTA MPO FUNDING
BY SOURCE AND YEAR
(\$ THOUSANDS)

SOURCE	2007	2008	2009	TOTAL*
FTA				
Duluth-Superior	1,256	1,256	1,256	3,768
Grand Forks-East Grand Forks	254	129	131	514
St. Cloud	2,883	1,719	2,491	7,093
Fargo-Moorhead	482	590	467	1,539
Rochester-Olmsted	1,731	949	15	2,695
LaCrosse-LaCrescent	0	0	0	0
SUBTOTAL*	6,606	4,643	4,360	15,609
FHWA**				
Duluth-Superior	13,200	17,529	27,524	58,253
Grand Forks-East Grand Forks	928	163	163	1,254
St. Cloud	5,880	5,260	21,050	32,189
Fargo-Moorhead	5,650	12,403	3,993	22,046
Rochester-Olmsted	34,453	26,410	22,103	82,966
LaCrosse-LaCrescent	3,317	3,321	0	6,637
SUBTOTAL*	63,428	65,087	74,832	203,346
TOTAL*	70,034	69,730	79,191	218,955

*may not total correctly due to rounding
**includes transit capital

MPO: DULUTH-SUPERIOR MET INTERSTATE COMM
Fiscal Year: 2007

STIP for FY 2007-2009

Seq #	Route System	Project Number	Agency	Description	Miles	Program	Type of Work	Proposed Funds	Total	FHWA	AC	FTA	TH	Other
3	BB	TRF-0016-07A	DULUTH TRANSIT AUTHORITY	SECT 5307: DULUTH DIAL-A-RIDE TRANSIT OPERATING ASSISTANCE	0.0	B9	OPERATE BUS	LF	444,698	0	0	0	0	444,698
4	BB	TRF-0016-07B	DULUTH TRANSIT AUTHORITY	SECT 5307: DULUTH TRANSIT OPERATING ASSISTANCE REGULAR ROUTE	0.0	B9	OPERATE BUS	FTA	8,276,509	0	0	1,105,000	0	7,171,509
5	BB	TRF-0016-07C	DULUTH TRANSIT AUTHORITY	SECT. 5307: DULUTH TRANSIT CAPITAL	0.0	B9	BUS GRANT CAPITAL IMPROVEMENT	FTA	188,702	0	0	150,962	0	37,740
13	RR	69-00163	MN/DOT	ST. LOUIS CSAH 11, 2ND ST IN PROCTOR, INSTALL SIGNAL, GATES (VEHICLE & PED), CIRCUITRY	0.0	SR	RAILROAD SURF/SIGNALS	RRS	250,000	225,000	0	0	0	25,000
35	EN	69-090-20	ST LOUIS COUNTY	IN DULUTH, LAKE SUPERIOR TRANSIT MUSEUM-HISTORIC LOCOMOTIVE (D&MN #14) RESTORATION	0.0	EN	HISTORIC PRESERVATION	TEA	103,500	82,800	0	0	0	20,700
41	CSAH 13	69-613-28	ST LOUIS COUNTY	MIDWAY ROAD, THOMPSON HILL TO TH 2, RECLAIM, TRUCK LANES	5.3	RD	BITUMINOUS RECLAMATION	STP	2,800,000	2,240,000	0	0	0	560,000
42	PED/BIKE	91-030-07	ARDC	DULUTH SUPERIOR BIKEWAYS PLAN PHASE II	0.0	EN	PLANNING	TEA	124,840	99,872	0	0	0	24,968
44	PED/BIKE	118-090-11	DULUTH	IN DULUTH, LAKEWALK EAST EXTENSION PHASE I	1.0	EN	PED/BIKE IMPROVEMENT	TEA	600,000	400,000	0	0	0	200,000
45	PED/BIKE	118-090-14	DULUTH	**MN146** MUNGER TRAIL EXTENSION, DULUTH (AC PROJECT, PAYBACK IN 2007-2009)	6.0	BT	PED/BIKE IMPROVEMENT	HPP	2,275,000	1,283,624	1,275,000	0	0	991,376
46	MSAS 107	118-107-11AC1	DULUTH	**MN179** ON CENTRAL AVE TO GRAND AVE IN DULUTH, RECONSTRUCT & STREETScape (AC PAYBACK)	0.5	RC	GRADE AND SURFACE	HPP	102,000	102,000	0	0	0	0
47	CSAH 1	118-199-02 & 69-601-01	DULUTH, ST LOUIS COUNTY	**MN178** RELOCATION OF AIRPORT ROAD, CIRRUS DRIVE, TH 53 NEAR DULUTH INT'L AIRPORT IN DULUTH AND HERMANTOWN (AC PROJECT, PAYBACK IN 2007-2009)	0.8	RC	GRADE AND SURFACE	HPP	1,591,000	872,865	867,000	0	0	718,135
50	MSAS 104	202-104-10AC	HERMANTOWN	ARROWHEAD ROAD FROM JCT TH 53 TO UGSTAD ROAD, RESURFACING (AC PAYBACK)	2.5	RS	MILL AND OVERLAY	STP	787,212	787,212	0	0	0	0
58	I 35, 535	6980-69801AB AC	MN/DOT	JCT OF I-35/I-535 AND TH 53 IN WEST DULUTH, BR 69801A - N, 69824, 69825, 69885 BRIDGERAIL REPLACEMENT (AC PAYBACK)	0.0	BI	RAILINGS	BH	4,512,902	4,512,902	0	0	0	0
59	TH 53	6915-125AC2	MN/DOT	0.25 MI N OF SKYLINE PKWY TO TH 194 IN DULUTH, FOUR LANE EXPANSION, BR 6395 (BAP PAYBACK)	2.4	MC	BRIDGE REPLACEMENT	NHS	2,594,000	2,594,000	0	0	0	0
60	TH 53	6916-95	MN/DOT	CIRRUS DRIVE PROJECT, INTERSECTION MODIFICATION, TRAFFIC SIGNALS	0.0	AM	TRAFFIC SIGNAL INST.	SF	600,000	0	0	0	600,000	0

MPO: DULUTH-SUPERIOR MET INTERSTATE COMM
Fiscal Year: 2007

STIP for FY 2007-2009

Seq #	Route System	Project Number	Agency	Description	Miles	Program	Type of Work	Proposed Funds	Total	FHWA	AC	FTA	TH	Other
69	TH 61	6925-126	MN/DOT	26TH AVE EAST TO LESTER RIVER IN ST LOUIS CO, MILL & INLAY	2.3	RS	MILL AND OVERLAY	SF	1,140,241	0	0	0	1,140,241	0
70	TH 61	6925-88548	MN/DOT	IN DULUTH NEAR 32ND AVE E, REPAIR BR 88548 AT TISCHERS CREEK	0.0	BI	BRIDGE REPAIR	SF	315,000	0	0	0	315,000	0
Summary for Year = 2007 (17 detail records)									26,705,604	13,200,275	2,142,000	1,255,962	2,055,241	10,194,126

MPO: DULUTH-SUPERIOR MET INTERSTATE COMM
Fiscal Year: 2008

STIP for FY 2007-2009

Seq #	Route System	Project Number	Agency	Description	Miles	Program	Type of Work	Proposed Funds	Total	FHWA	AC	FTA	TH	Other
87	BB	TRF-0016-08A	DULUTH TRANSIT AUTHORITY	SECT 5307: DULUTH DIAL-A-RIDE TRANSIT OPERATING ASSISTANCE	0.0	B9	OPERATE BUS	LF	458,039	0	0	0	0	458,039
88	BB	TRF-0016-08B	DULUTH TRANSIT AUTHORITY	SECT 5307: DULUTH TRANSIT OPERATING ASSISTANCE REGULAR ROUTE	0.0	B9	OPERATE BUS	FTA	8,524,804	0	0	1,105,000	0	7,419,804
89	BB	TRF-0016-08C	DULUTH TRANSIT AUTHORITY	SECT. 5307: DULUTH TRANSIT CAPITAL	0.0	B9	BUS GRANT CAPITAL IMPROVEMENT	FTA	188,702	0	0	150,962	0	37,740
94	BB	TRS-0016-08	DULUTH TRANSIT AUTHORITY	DULUTH TRANSIT AUTHORITY, PURCHASE 6 BUSES (CLASS 400)	0.0	TR	PURCHASE BUS	STP	342,000	273,600	0	0	0	68,400
95	BB	TRS-0016-08T	MN/DOT	DULUTH, PURCHASE 2 BUSES (CLASS 700)	0.0	TR	PURCHASE BUS	STP	600,000	480,000	0	0	0	120,000
123	CSAH 6	69-606-17	ST LOUIS COUNTY	MAPLE GROVE RD FROM TH 53 TO WESTBERG ROAD, WIDEN TO FIVE LANES, SIGNAL REVISIONS	0.9	RC	GRADE AND SURFACE	STP	4,934,642	3,947,714	0	0	0	986,928
125	CSAH 91	69-691-20	ST LOUIS COUNTY	**MN156** ST LOUIS CSAH 91 FROM DM&IR RAILROAD CROSSING AT 8TH ST. IN DULUTH TO CSAH 56, RECONSTRUCT (AC PROJECT, PAYBACK IN 2008-2009)	2.3	RC	GRADE AND SURFACE	HPP	4,320,000	2,733,799	1,360,000	0	0	1,586,201
126	CSAH 91	69-691-22 & 118-198-01 & 202-102-02	ST LOUIS CO, DULUTH, HERMANTOWN	INTERSECTION OF HAINES RD, PIEDMONT AVE, AND HERMANTOWN RD, INTERSECTION OF HAINES RD AND ANDERSON RD, TWO TRAFFIC SIGNAL INSTALLATIONS	0.0	SC	TRAFFIC SIGNAL INST.	STP	425,000	340,000	0	0	0	85,000
131	PED/BIKE	118-090-13	DULUTH	LAKEWALK EXTENSION PHASE II, 36TH TO 47TH AVENUE, BIKE TRAIL (AC PROJECT, PAYBACK IN 2009)	1.1	EN	PED/BIKE IMPROVEMENT	TEA	200,000	0	400,000	0	0	200,000
132	PED/BIKE	118-090-14AC1	DULUTH	**MN146** MUNGER TRAIL EXTENSION, DULUTH (AC PAYBACK)	6.0	BT	PED/BIKE IMPROVEMENT	HPP	425,000	425,000	0	0	0	0
133	PED/BIKE	118-090-34	DULUTH	SEVEN BRIDGES ROAD REHABILITATION, REPLACE BITUMINOUS PAVEMENT CONNECTING HISTORIC BRIDGES (AC PROJECT, PAYBACK IN 2009)	1.4	EN	BITUMINOUS RECLAMATION	TEA	64,086	0	256,342	0	0	64,086
134	MSAS 107	118-107-11AC2	DULUTH	**MN179** ON CENTRAL AVE TO GRAND AVE IN DULUTH, RECONSTRUCT & STREETScape (AC PAYBACK)	0.5	RC	GRADE AND SURFACE	HPP	102,000	102,000	0	0	0	0
135	CSAH 1	118-199-02AC1 & 69-601-01AC1	DULUTH, ST LOUIS COUNTY	**MN178** RELOCATION OF AIRPORT ROAD, CIRRRUS DRIVE, TH 53 NEAR DULUTH INT'L AIRPORT IN DULUTH AND HERMANTOWN(AC PAYBACK)	0.8	RC	GRADE AND SURFACE	HPP	289,000	289,000	0	0	0	0
136	CITY	118-202-01 & 118-201-01 & 118-196-03	DULUTH	IN DULUTH, BURNING TREE, MAPLE GROVE, AND SUNDBY RD RECONSTRUCT, FRONTAGE RDS & LOCAL ST CONNECT	1.2	RC	GRADE AND SURFACE	STP	2,283,692	1,826,954	0	0	0	456,738
137	MSAS 104	202-104-11	HERMANTOWN	ARROWHEAD ROAD FROM UGSTAD ROAD TO MIDWAY ROAD, RESURFACING	2.0	RS	BITUMINOUS RECLAMATION	STP	600,000	480,000	0	0	0	120,000

MPO: DULUTH-SUPERIOR MET INTERSTATE COMM
Fiscal Year: 2008

STIP for FY 2007-2009

Seq #	Route System	Project Number	Agency	Description	Miles	Program	Type of Work	Proposed Funds	Total	FHWA	AC	FTA	TH	Other
142	I 35 535	6980-69801AB AC1	MN/DOT	JCT OF I-35/I-535 AND TH 53 IN WEST DULUTH, BR 69801A - N, 69824, 69825, 69885 BRIDGERAIL REPLACEMENT (AC PAYBACK)	0.0	BI	RAILINGS	BH	1,661,032	1,661,032	0	0	0	0
143	TH 53	6915-129	MN/DOT	TH 194 TO 0.25 MI N OF HAINES ROAD IN DULUTH, NEW KOHL'S INTERSECTION AND MISC ACCESS MGMT IMPROVEMENTS	0.9	RC	GRADE AND SURFACE	NHS	5,522,400	4,417,920	0	0	1,104,480	0
143	TH 53	6915-129S	MN/DOT	TH 194 TO 0.25 MI N OF HAINES ROAD IN DULUTH, NEW KOHL'S INTERSECTION AND MISC ACCESS MGMT IMPROVEMENTS	0.9	SH	GRADE AND SURFACE	HSIP	613,600	552,240	0	0	61,360	0
150	TH 194	6932-13	MN/DOT	JCT TH 2 TO JCT TH 53, MILL AND OVERLAY, CULVERTS	7.6	RS	MILL AND OVERLAY	SF	1,814,000	0	0	0	1,814,000	0
Summary for Year = 2008 (19 detail records)									333,367,997	\$17,529,259	\$2,016,342	\$1,255,962	\$2,979,840	\$11,602,936

MPO: DULUTH-SUPERIOR MET INTERSTATE COMM
Fiscal Year: 2009

STIP for FY 2007-2009

Seq #	Route System	Project Number	Agency	Description	Miles	Program	Type of Work	Proposed Funds	Total	FHWA	AC	FTA	TH	Other
160	BB	TRF-0016-09A	DULUTH TRANSIT AUTHORITY	SECT 5307: DULUTH DIAL-A-RIDE TRANSIT OPERATING ASSISTANCE	0.0	B9	OPERATE BUS	LF	471,780	0	0	0	0	471,780
161	BB	TRF-0016-09B	DULUTH TRANSIT AUTHORITY	SECT 5307: DULUTH TRANSIT OPERATING ASSISTANCE REGULAR ROUTE	0.0	B9	OPERATE BUS	FTA	8,780,548	0	0	1,105,000	0	7,675,548
162	BB	TRF-0016-09C	DULUTH TRANSIT AUTHORITY	SECT. 5307: DULUTH TRANSIT CAPITAL	0.0	B9	BUS GRANT CAPITAL IMPROVEMENT	FTA	188,702	0	0	150,962	0	37,740
166	BB	TRS-0016-09	DULUTH TRANSIT AUTHORITY	DTA-PURCHASE 8 BUSES (CLASS 700)	0.0	TR	PURCHASE BUS	STP	3,448,000	2,758,400	0	0	0	689,600
200	CITY	69-597-05	ST LOUIS COUNTY	**MN160** NEW CONNECTION FROM ST. LOUIS CO CSAH 11 (UGSTAD RD.) TO CSAH 14 (BOUDARY AVE), GRADE, SURFACE, BRIDGE (2009 CONVERSION)	1.1	MC	NEW BRIDGE	HPP STP	4,560,000	4,094,080	446,080	0	0	465,920
202	CSAH 91	69-691-20AC	ST LOUIS COUNTY	**MN156** ST LOUIS CSAH 91 FROM DM&IR RAILROAD CROSSING AT 8TH ST. IN DULUTH TO CSAH 56, RECONSTRUCT (AC PAYBACK)	2.3	RC	GRADE AND SURFACE	HPP	680,000	680,000	0	0	0	0
203	CSAH 91	69-691-21	ST LOUIS COUNTY	HAINES ROAD FROM JCT ST LOUIS CO 56 TO DULUTH MSA 197 (AIRPORT ROAD), MILL & OVERLAY, DRAINAGE	4.0	RS	MILL AND OVERLAY	STP	1,800,000	1,000,000	0	0	0	800,000
205	LOCAL 999	88-ANG-09	DULUTH AIR GUARD	**MN134** CONSTRUCTION OF PRIMARY AND SECONDARY ACCESS ROADWAYS TO THE DULUTH AIR NATIONAL GUARD BASE (2009 CONVERSION)	2.5	MC	GRADE AND SURFACE	HPP	3,482,661	2,901,729	578,000	0	0	580,932
214	PED/BIKE	118-090-13AC	DULUTH	LAKEWALK EXTENSION PHASE II, 36TH TO 47TH AVENUE, BIKE TRAIL (AC PAYBACK)	1.1	EN	PED./BIKE IMPROVEMENT	TEA	400,000	400,000	0	0	0	0
215	PED/BIKE	118-090-14AC2	DULUTH	**MN146** MUNGER TRAIL EXTENSION, DULUTH (AC PAYBACK)	6.0	BT	PED./BIKE IMPROVEMENT	HPP	425,000	425,000	0	0	0	0
216	PED/BIKE	118-090-15	DULUTH	LAKEWALK EXTENSION PHASE III, 47TH TO 60TH AVENUE, BIKE TRAIL (AC PROJECT, PAYBACK IN 2010)	1.5	EN	PED./BIKE IMPROVEMENT	TEA	200,000	0	400,000	0	0	200,000
217	PED/BIKE	118-090-34AC	DULUTH	SEVEN BRIDGES ROAD REHABILITATION, REPLACE BITUMINOUS PAVEMENT CONNECTING HISTORIC BRIDGES (AC PAYBACK)	1.4	EN	BITUMINOUS RECLAMATION	TEA	256,342	256,342	0	0	0	0
218	MSAS 107	118-107-11AC3	DULUTH	**MN179** ON CENTRAL AVE TO GRAND AVE IN DULUTH, RECONSTRUCT & STREETScape (AC PAYBACK)	0.5	RC	GRADE AND SURFACE	HPP	102,000	102,000	0	0	0	0
219	CSAH 1	118-199-02AC2 & 69-601-01AC2	DULUTH, ST LOUIS COUNTY	**MN178** RELOCATION OF AIRPORT ROAD, CIRrus DRIVE, TH 53 NEAR DULUTH INT'L AIRPORT IN DULUTH AND HERMANTOWN(AC PAYBACK)	0.8	RC	GRADE AND SURFACE	HPP	289,000	289,000	0	0	0	0

MPO: DULUTH-SUPERIOR MET INTERSTATE COMM
Fiscal Year: 2009

STIP for FY 2007-2009

Seq #	Route System	Project Number	Agency	Description	Miles	Program	Type of Work	Proposed Funds	Total	FHWA	AC	FTA	TH	Other
223	TH 2	6939-18	MN/DOT	KINGSBURY CREEK TO THE W JCT OF I-35, PAVEMENT REPLACEMENT, DRAINAGE, GUARD RAIL REPLACEMENT	0.3	RS	CONCRETE PAVEMENT	SF	568,000	0	0	0	568,000	0
224	I 35	6982-285	MN/DOT	FROM CENTRAL AVENUE TO 26TH AVENUE EAST, PAVEMENT REPLACEMENT & REPAIRS	6.4	RD	CONCRETE PAVEMENT	IM	14,908,000	13,417,200	0	0	1,490,800	0
228	TH 61	6925-5772B	MN/DOT	BETWEEN 60TH AND 61ST AVENUES EAST IN DULUTH, PHASE II RESTORATION OF LESTER RIVER BRIDGE NO 5772	0.0	BI	BRIDGE REPAIR	BH TEA	1,500,000	1,200,000	0	0	300,000	0
Summary for Year = 2009 (17 detail records)									42,060,033	27,523,751	1,424,080	1,255,962	2,358,800	10,921,520

MPO: GRAND FORKS-EAST GRAND FORKS MPO
Fiscal Year: 2007

STIP for FY 2007-2009

Seq #	Route System	Project Number	Agency	Description	Miles	Program	Type of Work	Proposed Funds	Total	FHWA	AC	FTA	TH	Other
247	BB	TRF-0018-07A	EAST GRAND FORKS TRANSIT	SECT 5307: EAST GRAND FORKS DAR TRANSIT OPERATING ASSISTANCE	0.0	B9	OPERATE BUS	LF	60,000	0	0	0	0	60,000
248	BB	TRF-0018-07B	EAST GRAND FORKS TRANSIT	SECT 5307: EAST GRAND FORKS FIXED ROUTE TRANSIT OPERATING ASSISTANCE	0.0	B9	OPERATE BUS	FTA	205,000	0	0	62,700	0	142,300
249	BB	TRF-0018-07C	EAST GRAND FORKS TRANSIT	SECT 5307: EAST GRAND FORKS TRANSIT SHELTER	0.0	B9	BUS GRANT CAPITAL IMPROVEMENT	FTA	40,000	0	0	32,000	0	8,000
250	BB	TRF-0018-07D	EAST GRAND FORKS TRANSIT	SECT 5307: EAST GRAND FORKS RR PURCHASE 1 BUS (CLASS 600)	0.0	B9	PURCHASE BUS	FTA	192,170	0	0	159,500	0	32,670
272	PED/BIKE	119-090-05	EAST GRAND FORKS	IN EGF - 4TH ST NW PED/BIKE UNDERPASS	0.0	EN	PEDESTRIAN BIKE BRIDGE	TEA	225,000	180,000	0	0	0	45,000
273	MSAS 13	119-124-01	EAST GRAND FORKS	**HPP MN117** EGF - EXTEND 13TH ST SE FROM 17TH AVE SE TO BYGLAND RD (AC PROJECT, PAYBACK IN 2007-09)	0.2	SC	GRADE AND SURFACE	HPP	749,579	492,912	489,600	0	0	256,667
273	MSAS 13	119-124-01S	EAST GRAND FORKS	**HPP MN117** EGF - EXTEND 13TH ST SE FROM 17TH AVE SE TO BYGLAND RD, IMPROVE ACCESS	0.2	SH	GRADE AND SURFACE	HSIP	283,333	255,000	0	0	0	28,333
Summary for Year = 2007 (7 detail records)									\$1,755,082	\$927,912	\$489,600	\$254,200	\$0	\$572,970

MPO: GRAND FORKS-EAST GRAND FORKS MPO
Fiscal Year: 2008

STIP for FY 2007-2009

Seq #	Route System	Project Number	Agency	Description	Miles	Program	Type of Work	Proposed Funds	Total	FHWA	AC	FTA	TH	Other
298	BB	TRF-0018-08A	EAST GRAND FORKS TRANSIT	SECT 5307: EAST GRAND FORKS DAR TRANSIT OPERATING ASSISTANCE	0.0	B9	OPERATE BUS	LF	62,000	0	0	0	0	62,000
299	BB	TRF-0018-08B	EAST GRAND FORKS TRANSIT	SECT 5307: EAST GRAND FORKS FIXED ROUTE TRANSIT OPERATING ASSISTANCE	0.0	B9	OPERATE BUS	FTA	210,000	0	0	65,000	0	145,000
300	BB	TRF-0018-08C	EAST GRAND FORKS TRANSIT	SECT 5307: EAST GRAND FORKS TRANSIT SHELTER	0.0	B9	BUS GRANT CAPITAL IMPROVEMENT	FTA	80,000	0	0	64,000	0	16,000
323	MSAS 13	119-124-01AC1	EAST GRAND FORKS	**HPP MN117** EGF - EXTEND 13TH ST SE FROM 17TH AVE SE TO BYGLAND RD (AC PAYBACK)	0.2	SC	GRADE AND SURFACE	HPP	163,200	163,200	0	0	0	0
Summary for Year = 2008 (4 detail records)									\$515,200	\$163,200	\$0	\$129,000	\$0	\$223,000

MPO: GRAND FORKS-EAST GRAND FORKS MPO
Fiscal Year: 2009

STIP for FY 2007-2009

Seq #	Route System	Project Number	Agency	Description	Miles	Program	Type of Work	Proposed Funds	Total	FHWA	AC	FTA	TH	Other
350	BB	TRF-0018-09A	EAST GRAND FORKS TRANSIT	SECT 5307: EAST GRAND FORKS DAR TRANSIT OPERATING ASSISTANCE	0.0	B9	OPERATE BUS	LF	64,000	0	0	0	0	64,000
351	BB	TRF-0018-09B	EAST GRAND FORKS TRANSIT	SECT 5307: EAST GRAND FORKS FIXED ROUTE TRANSIT OPERATING ASSISTANCE	0.0	B9	OPERATE BUS	FTA	215,000	0	0	67,000	0	148,000
352	BB	TRF-0018-09C	EAST GRAND FORKS TRANSIT	SECT 5307: EAST GRAND FORKS TRANSIT SHELTER	0.0	B9	BUS GRANT CAPITAL IMPROVEMENT	FTA	80,000	0	0	64,000	0	16,000
381	MSAS 13	119-124-01AC2	EAST GRAND FORKS	**HPP MN117** EGF - EXTEND 13TH ST SE FROM 17TH AVE SE TO BYGLAND RD (AC PAYBACK)	0.2	SC	GRADE AND SURFACE	HPP	163,200	163,200	0	0	0	0
Summary for Year = 2009 (4 detail records)									\$522,200	\$163,200	\$0	\$131,000	\$0	\$228,000

MPO: ST CLOUD AREA PLANNING ORGANIZATION
Fiscal Year: 2007

STIP for FY 2007-2009

Seq #	Route System	Project Number	Agency	Description	Miles	Program	Type of Work	Proposed Funds	Total	FHWA	AC	FTA	TH	Other
402	BB	TRF-0048-07	ST CLOUD	SECT 5309: PURCHASE 1 LARGE BUS	0.0	B3	PURCHASE BUS	FTA	305,000	0	0	244,000	0	61,000
403	BB	TRF-0048-07A	ST CLOUD	SECT 5307: DIAL A RIDE TRANSIT SERVICE OPERATING ASSISTANCE	0.0	B9	OPERATE BUS	LF	2,311,000	0	0	0	0	2,311,000
404	BB	TRF-0048-07B	ST CLOUD	SECT 5307: FIXED ROUTE TRANSIT SERVICE OPERATING ASSISTANCE	0.0	B9	OPERATE BUS	FTA	5,247,160	0	0	626,600	0	4,620,560
405	BB	TRF-0048-07E	ST CLOUD	SECT 5309: PARK AND RIDE FACILITY	0.0	B3	BUS GRANT CAPITAL IMPROVEMENT	FTA	1,000,000	0	0	800,000	0	200,000
406	BB	TRF-0048-07F	ST CLOUD	SECT 5307:TRANSIT CAPITALIZED PREVENTIVE MAINTENANCE	0.0	B9	BUS GRANT CAPITAL IMPROVEMENT	FTA	841,456	0	0	673,165	0	168,291
407	BB	TRF-0048-07G	ST CLOUD	SECT 5309: TRANSIT CAPITAL PURCHASES, ITS PROJECTS	0.0	B9	BUS GRANT CAPITAL IMPROVEMENT	FTA	300,000	0	0	240,000	0	60,000
408	BB	TRF-0048-07H	ST CLOUD	SECT 5309: TRANSIT CAPITAL PURCHASES, BUS SHELTER TRANSIT AMENITY PROGRAM	0.0	B9	BUS GRANT CAPITAL IMPROVEMENT	FTA	300,000	0	0	240,000	0	60,000
409	BB	TRF-0048-07L	ST CLOUD	SECT 5307:TRANSIT CAPITAL PURCHASES, OFFICE EQUIPMENT AND COMPUTERS	0.0	B9	BUS GRANT CAPITAL IMPROVEMENT	FTA	25,000	0	0	20,000	0	5,000
410	BB	TRF-0048-07M	ST CLOUD	SECT 5307 FIXED ROUTE TROLLEY LEASE	0.0	B3	BUS GRANT CAPITAL IMPROVEMENT	FTA	39,200	0	0	31,360	0	7,840
411	BB	TRF-0048-07N	ST CLOUD	SECT 5307:TRANSIT CAPITAL PURCHASES, MAINTENANCE TOOLS AND EQUIPMENT	0.0	B9	BUS GRANT CAPITAL IMPROVEMENT	FTA	10,000	0	0	8,000	0	2,000
419	BB	TRS-0048-07T	MNDOT	SECTION 5309:ST CLOUD METRO BUS, PURCHASE AND RECONDITION BUS (CLASS 600)	0.0	TR	BUS GRANT CAPITAL IMPROVEMENT	STP	115,000	92,000	0	0	0	23,000
443	CR 137	73-737-01	STEARNS COUNTY	CO RD 135 (2ND AVE) TO CSAH 74 IN STEARNS CO. EXPAND TO 4-LANE INCL C&G AND SS, INSTALL SIGNAL AT CSAH 74	0.8	MC	GRADE AND SURFACE	STP	901,000	644,215	0	0	0	256,785
444	LOCAL 999	73-738-02	STEARNS COUNTY	**MN162** CONDUCT SCOPING, PREPARE ENVIRONMENTAL ASSESSMENT AND OFFICIAL MAP FOR PROPOSED NEW SAUK RIVER CROSSING BETWEEN 10TH AVE N AND 28TH AVE S IN CITIES OF WAITE PARK & ST. CLOUD	0.0	PL	PLANNING	HPP	300,000	210,000	0	0	0	90,000

MPO: ST CLOUD AREA PLANNING ORGANIZATION

Fiscal Year: 2007

STIP for FY 2007-2009

Seq #	Route System	Project Number	Agency	Description	Miles	Program	Type of Work	Proposed Funds	Total	FHWA	AC	FTA	TH	Other
453	MSAS 101	162-101-11	ST. CLOUD	**MN162** CONDUCT SCOPING AND PREPARE ENVIRONMENTAL ASSESSMENT FOR UNIVERSITY DRIVE CORRIDOR EXPANSION, EXTENDING FROM 5TH AVE S. TO TH 10, INCL UNIVERSITY BRIDGE IN ST CLOUD	0.0	PL	PLANNING	HPP	250,000	175,000	0	0	0	75,000
454	CSAH 1	191-030-03AC1 & 73-030-01AC1	STEARNS COUNTY	**MN131** ACQUIRE PARCELS 1,7,8,18,38 AND 39 FOR THE SAUK RAPIDS BRIDGE REPLACEMENT (AC PAYBACK)	0.0	RW	RIGHT OF WAY	HPP STP	1,288,190	1,288,190	0	0	0	0
455	CSAH 1	191-080-04 & 73-030-47	STEARNS COUNTY	**MN131** RIGHT OF WAY AND CONSTRUCTION FOR SAUK RAPIDS BRIDGE APPROACH WORK (AC PROJECT, PAYBACK IN 2007, 2008, 2009 & 2010)	0.0	BR	BRIDGE REPLACEMENT	HPP STP	722,109	0	2,888,437	0	0	722,109
457	MSAS 101	221-101-02	WAITE PARK	CONSTRUCT NEW ALIGNMENT 4-LANE DIVIDED ROADWAY FROM 8TH ST N AT 44 AVE TO 3RD ST N AT WAITE PARK, INCL SIDEWALK, CURB, GUTTER, BIKE PATH, TRAFFIC SIGNALS, RAILROAD SIGNALS AND RELATION	0.6	MC	GRADE AND SURFACE	STP	3,776,780	2,600,000	0	0	0	1,176,780
470	TH 23	7305-114	MN/DOT	0.5 MI E OF RR CROSSING IN WAITE PARK TO SB TH 15, MILL AND OVERLAY (ELLA)	1.2	RS	MILL AND OVERLAY	STP	1,087,916	870,333	0	0	217,583	0
Summary for Year = 2007 (18 detail records)									18,819,811	\$5,879,738	\$2,888,437	\$2,883,125	\$217,583	\$9,839,365

MPO: ST CLOUD AREA PLANNING ORGANIZATION
Fiscal Year: 2008

STIP for FY 2007-2009

Seq #	Route System	Project Number	Agency	Description	Miles	Program	Type of Work	Proposed Funds	Total	FHWA	AC	FTA	TH	Other
491	BB	TRF-0048-08	ST CLOUD	SECT 5309:TRANSIT CAPITAL PURCHASE, LARGE BUS (CLASS 700)	0.0	B3	PURCHASE BUS	FTA	305,000	0	0	244,000	0	61,000
492	BB	TRF-0048-08A	ST CLOUD	SECT 5307: DIAL A RIDE TRANSIT SERVICE OPERATING ASSISTANCE	0.0	B9	OPERATE BUS	LF	2,400,000	0	0	0	0	2,400,000
493	BB	TRF-0048-08B	ST CLOUD	SECT 5307: FIXED ROUTE TRANSIT SERVICE OPERATING ASSISTANCE	0.0	B9	OPERATE BUS	FTA	5,889,526	0	0	626,600	0	5,262,926
494	BB	TRF-0048-08F	ST CLOUD	SECT 5307: TRANSIT CAPITALIZED PREVENTIVE MAINTENANCE	0.0	B9	BUS GRANT CAPITAL IMPROVEMENT	FTA	772,303	0	0	617,842	0	154,461
495	BB	TRF-0048-08L	ST CLOUD	SECT 5307: TRANSIT CAPITAL PURCHASES, OFFICE EQUIPMENT AND COMPUTERS	0.0	B9	BUS GRANT CAPITAL IMPROVEMENT	FTA	25,000	0	0	20,000	0	5,000
496	BB	TRF-0048-08M	ST CLOUD	SECT 5309 FIXED ROUTE TROLLEY LEASE PAYOFF	0.0	B3	BUS GRANT CAPITAL IMPROVEMENT	FTA	107,800	0	0	86,240	0	21,560
497	BB	TRF-0048-08N	ST CLOUD	SECT 5307: TRANSIT CAPITAL PURCHASES, MAINTENANCE TOOLS AND EQUIPMENT	0.0	B9	BUS GRANT CAPITAL IMPROVEMENT	FTA	10,000	0	0	8,000	0	2,000
498	BB	TRF-0048-08O	ST CLOUD	SECT 5307: TRANSIT CAPITAL PURCHASES, DIAL A RIDE SMALL BUS	0.0	B9	PURCHASE BUS	FTA	120,000	0	0	96,000	0	24,000
499	BB	TRF-0048-08P	ST CLOUD	SECT 5307: TRANSIT CAPITAL PURCHASES, DIAL A RIDE RECONDITION SMALL BUS	0.0	B9	PURCHASE BUS	FTA	25,000	0	0	20,000	0	5,000
529	PED/BIKE	73-090-07AC1	WRIGHT COUNTY	**MN 158** CONSTRUCT THE LAKE WOBEGON TRAIL FROM SAUK CENTRE TO THE STEARNS COUNTY LINE(AC PAYBACK)	4.4	EN	PEDESTRIAN BIKE TRAIL	HPP	47,872	47,872	0	0	0	0
530	CSAH	73-604-29	STEARNS COUNTY	**MN162** CONDUCT SCOPING AND PREPARE PROJECT MEMORANDUM FOR PROPOSED SIGNAL AND GEOMETRIC IMPROVEMENTS AT STEARNS CR 120/CSAH 4 INTERSECTION IN ST. CLOUD	0.0	PL	PLANNING	HPP	30,000	21,000	0	0	0	9,000
531	CSAH 17	73-617-32AC1	STEARNS COUNTY	**MN172** REPLACE BRIDGE # 73501 WITH BRIDGE # 73568 (AC PAYBACK)	0.0	BR	BRIDGE REPLACEMENT	HPP	54,400	54,400	0	0	0	0
532	LOCAL 999	73-684-03	STEARNS COUNTY	**MN162** PREPARE TIER 1 ENVIRONMENTAL IMPACT STATEMENT FOR PROPOSED NEW ROADWAY ALIGNMENT SOUTH AND WEST OF WAITE PARK, EXTENDING FROM WEST OF TH 15 AND 33RD ST S TO STEARNS CSAH 4 AND CSAH 133	0.0	PL	PLANNING	HPP	275,000	192,500	0	0	0	82,500

MPO: ST CLOUD AREA PLANNING ORGANIZATION
Fiscal Year: 2008

STIP for FY 2007-2009

Seq #	Route System	Project Number	Agency	Description	Miles	Program	Type of Work	Proposed Funds	Total	FHWA	AC	FTA	TH	Other
536	CSAH 1	191-030-03AC2 & 73-030-01AC2	STEARNS COUNTY	**MN131** ACQUIRE PARCELS 1,7,8,18,38 AND 39 FOR THE SAUK RAPIDS BRIDGE REPLACEMENT (AC PAYBACK)	0.0	RW	RIGHT OF WAY	HPP	816,000	816,000	0	0	0	0
537	CSAH 1	191-080-04AC1 & 73-030-47AC1	STEARNS COUNTY	**MN131** RIGHT OF WAY AND CONSTRUCTION FOR SAUK RAPIDS BRIDGE APPROACH WORK (AC PAYBACK)	0.0	BR	GRADE,SURFACE & BRIDGE	STP	1,036,640	1,036,640	0	0	0	0
538	LOCAL 999	191-080-06	SAUK RAPIDS	**MN162** CONDUCT SCOPING, PREPARE ENVIRONMENTAL ASSESSMENT AND OFFICIAL MAP FOR PROPOSED BENTON DRIVE NEW ROADWAY ALIGNMENT EXTENDING FROM TH 10 TO BENTON CSAH 1	0.0	PL	PLANNING	HPP	250,000	175,000	0	0	0	75,000
539	TH 241	227-010-06	WRIGHT COUNTY	**MN 143** FROM 4TH ST W TO WEST OF CR 119, CONSTRUCTION ENGINEERING FOR TH241/CSAH 35 ONE WAY PAIR PROJECT IN ST. MICHAEL (2008 CONVERSION)	0.0	PL	PLANNING	HPP	200,000	160,000	160,000	0	0	40,000
540	TH 241	227-010-07	WRIGHT COUNTY	**MN 143** FROM 4TH ST W TO WEST OF CR 119, CONSTRUCTION OF TH241/CSAH 35 ONE WAY PAIR PROJECT ON IN ST. MICHAEL (AC PROJECT, PAYBACK IN 2008-09)	0.0	MC	GRADE AND SURFACE	HPP	1,728,000	112,000	384,000	0	0	1,616,000
540	TH 241	227-010-07	WRIGHT COUNTY	**MN 216** FROM 4TH ST W TO WEST OF CR 119, CONSTRUCTION OF TH241/CSAH 35 ONE WAY PAIR PROJECT ON IN ST. MICHAEL (AC PROJECT, PAYBACK IN 2008-09)	0.0	MC	GRADE AND SURFACE	HPP	1,575,000	425,000	850,000	0	0	1,150,000
540	TH 241	227-010-07	WRIGHT COUNTY	**MN 230** FROM 4TH ST W TO WEST OF CR 119, CONSTRUCTION OF TH241/CSAH 35 ONE WAY PAIR PROJECT ON IN ST. MICHAEL (AC PROJECT, PAYBACK IN 2008-09)	0.0	MC	GRADE AND SURFACE	HPP	1,575,000	425,000	850,000	0	0	1,150,000
542	I 94	242-010-002AC1	ALBERTVILLE	**MN121**R/W ACQUISITION FOR I-94/CSAH 19 INTERCHANGE(AC PAYBACK)	0.0	RW	RIGHT OF WAY	HPP	136,000	136,000	0	0	0	0
547	TH 15	7303-45	MN/DOT	TH 55 IN KIMBALL TO BEG. 4-LANE NEAR I-94, MILL & OVERLAY AND SHLD PAVING	12.6	RS	MILL AND OVERLAY	STP	1,566,906	1,253,525	0	0	313,381	0
548	TH 15	7303-46	MN/DOT	INTERSECTION REVISION & SIGNAL AT STEARNS CSAH 47/CSAH 136 S OF LUXEMBURG	0.0	SH	TURN LANES	HSIP	450,000	405,000	0	0	45,000	0
564	TH 95	0505-24	MN/DOT	TH 23 TO 4.4 MI W OF TH 47 E OF PRINCETON, MILL AND OVERLAY, INCL SHLD PAVING	29.0	RS	MILL AND OVERLAY	SF	3,920,552	0	0	0	3,920,552	0
Summary for Year = 2008 (24 detail records)									23,315,999	\$5,259,937	\$2,244,000	\$1,718,682	\$4,278,933	\$12,058,447

MPO: ST CLOUD AREA PLANNING ORGANIZATION
Fiscal Year: 2009

STIP for FY 2007-2009

Seq #	Route System	Project Number	Agency	Description	Miles	Program	Type of Work	Proposed Funds	Total	FHWA	AC	FTA	TH	Other
580	BB	TRF-0048-09	ST CLOUD	SECT 5309:TRANSIT CAPITAL PURCHASE, 4 VEHICLES (CLASS 700)	0.0	B3	PURCHASE BUS	FTA	1,240,000	0	0	992,000	0	248,000
581	BB	TRF-0048-09A	ST CLOUD	SECT 5307: DIAL A RIDE TRANSIT SERVICE OPERATING ASSISTANCE	0.0	B9	OPERATE BUS	LF	2,500,000	0	0	0	0	2,500,000
582	BB	TRF-0048-09B	ST CLOUD	SECT 5307: FIXED ROUTE TRANSIT SERVICE OPERATING ASSISTANCE	0.0	B9	OPERATE BUS	FTA	6,295,147	0	0	626,600	0	5,668,547
583	BB	TRF-0048-09F	ST CLOUD	SECT 5307: TRANSIT CAPITALIZED PREVENTIVE MAINTENANCE	0.0	B9	BUS GRANT CAPITAL IMPROVEMENT	FTA	660,459	0	0	528,367	0	132,092
584	BB	TRF-0048-09G	ST CLOUD	SECT 5307: TRANSIT CAPITAL PURCHASES, ITS PROJECTS	0.0	B9	BUS GRANT CAPITAL IMPROVEMENT	FTA	25,000	0	0	20,000	0	5,000
585	BB	TRF-0048-09H	ST CLOUD	SECT 5307: TRANSIT CAPITAL PURCHASES, BUS SHELTER TRANSIT AMENITY PROGRAM	0.0	B9	BUS GRANT CAPITAL IMPROVEMENT	FTA	10,000	0	0	8,000	0	2,000
586	BB	TRF-0048-09J	ST CLOUD	SECT 5307: OPERATIONS CENTER MAINTENANCE, MISCELLANEOUS IMPROVEMENTS	0.0	B3	PURCHASE BUS	FTA	50,000	0	0	40,000	0	10,000
587	BB	TRF-0048-09L	ST CLOUD	SECT 5307: TRANSIT CAPITAL PURCHASES, OFFICE EQUIPMENT AND COMPUTERS	0.0	B9	BUS GRANT CAPITAL IMPROVEMENT	FTA	25,000	0	0	20,000	0	5,000
588	BB	TRF-0048-09N	ST CLOUD	SECT 5307: TRANSIT CAPITAL PURCHASES, MAINTENANCE TOOLS AND EQUIPMENT	0.0	B9	BUS GRANT CAPITAL IMPROVEMENT	FTA	10,000	0	0	8,000	0	2,000
589	BB	TRF-0048-09O	ST CLOUD	SECT 5307: TRANSIT CAPITAL PURCHASES, DIAL A RIDE SMALL BUS	0.0	B9	PURCHASE BUS	FTA	120,000	0	0	96,000	0	24,000
590	BB	TRF-0048-09P	ST CLOUD	SECT 5307: TRANSIT CAPITAL PURCHASES, DIAL A RIDE RECONDITION SMALL BUS	0.0	B9	PURCHASE BUS	FTA	25,000	0	0	20,000	0	5,000
591	BB	TRF-0048-09Q	ST CLOUD	SECT 5307: TRANSIT CAPITAL PURCHASE REPLACEMENT OPERATIONS AUTOMOBILE	0.0	B9	BUS GRANT CAPITAL IMPROVEMENT	FTA	25,000	0	0	20,000	0	5,000
592	BB	TRF-0048-09R	ST CLOUD	SECT 5307: TRANSIT CAPITAL PURCHASE REPLACEMENT MAINTENANCE TRUCK	0.0	B9	BUS GRANT CAPITAL IMPROVEMENT	FTA	40,000	0	0	32,000	0	8,000
593	BB	TRF-0048-09S	ST CLOUD	SECT 5309:TRANSIT HUB STUDY AND CONSTRUCTION	0.0	B3	BUS GRANT CAPITAL IMPROVEMENT	FTA	100,000	0	0	80,000	0	20,000

MPO: ST CLOUD AREA PLANNING ORGANIZATION
Fiscal Year: 2009

STIP for FY 2007-2009

Seq #	Route System	Project Number	Agency	Description	Miles	Program	Type of Work	Proposed Funds	Total	FHWA	AC	FTA	TH	Other
622	PED/BIKE	73-090-07AC2	STEARNS COUNTY	**MN 158** CONSTRUCT THE LAKE WOBEGON TRAIL FROM SAUK CENTRE TO THE STEARNS COUNTY LINE(AC PAYBACK)	4.4	EN	PEDESTRIAN BIKE TRAIL	HPP	47,872	47,872	0	0	0	0
625	CR 134	73-604-25 & 73-596-06	STEARNS COUNTY	**MN213**ON STEARNS CR 134, REALIGN AND CONSTRUCT 4-LANE URBAN SECTION FROM CSAH 138 WEST OAKS DR TO S. OF KNIGHT OF COLUMBUS PARK; ON VETERANS DRIVE, EXPAND TO SIX LANES ROADWAY FROM STEARNS CR 134 TO CSAH 138; AND ON PINE CONE RD, EXTEND AND CONSTRUCT 4	3.5	MC	GRADE,SURFACE & BRIDGE	HPP	2,133,624	1,706,899	340,000	0	0	426,725
625	CR 134	73-604-25 & 73-596-06	STEARNS COUNTY	**MN116**ON STEARNS CR 134, REALIGN AND CONSTRUCT 4-LANE URBAN SECTION FROM CSAH 138 WEST OAKS DR TO S. OF KNIGHT OF COLUMBUS PARK; ON VETERANS DRIVE, EXPAND TO SIX LANES ROADWAY FROM STEARNS CR 134 TO CSAH 138; AND ON PINE CONE RD, EXTEND AND CONSTRUCT 4	3.5	MC	GRADE,SURFACE & BRIDGE	HPP STP	4,600,562	1,365,519	3,039,190	0	0	3,235,043
625	CR 134	73-604-25 & 73-596-06	STEARNS COUNTY	**MN 228** ON STEARNS CR 134, REALIGN AND CONSTRUCT 4-LANE URBAN SECTION FROM CSAH 138 WEST OAKS DR TO S. OF KNIGHT OF COLUMBUS PARK; ON VETERANS DRIVE, EXPAND TO SIX LANES ROADWAY FROM STEARNS CR 134 TO CSAH 138; AND ON PINE CONE RD, EXTEND AND CONSTRUCT	3.5	MC	GRADE,SURFACE & BRIDGE	HPP	2,433,624	2,006,899	340,000	0	0	426,725
625	CR 134	73-604-25 & 73-596-06	STEARNS COUNTY	**MN168**ON STEARNS CR 134, REALIGN AND CONSTRUCT 4-LANE URBAN SECTION FROM CSAH 138 WEST OAKS DR TO S. OF KNIGHT OF COLUMBUS PARK; ON VETERANS DRIVE, EXPAND TO SIX LANES ROADWAY FROM STEARNS CR 134 TO CSAH 138; AND ON PINE CONE RD, EXTEND AND CONSTRUCT 4	3.5	RW	GRADE,SURFACE & BRIDGE	HPP	4,255,000	2,731,039	544,000	0	0	1,523,961
626	CSAH 17	73-617-32AC2	STEARNS COUNTY	**MN172** REPLACE BRIDGE # 73501 WITH BRIDGE # 73568 (AC PAYBACK)	0.0	BR	BRIDGE REPLACEMENT	HPP	54,400	54,400	0	0	0	0
630	LOCAL 999	162-030-02	ST. CLOUD APO	**MN162** CONDUCT SCOPING, PREPARE ENVIRONMENTAL DOCUMENTAION, DESIGN, AND OFFICIAL MAPPING FOR VARIOUS PROJECTS CONSISTENT WITH ST. CLOUD APO 2030 TRANSPORTATION PLAN (2009 CONVERSION)	0.0	PL	PLANNING	HPP	766,113	536,279	408,000	0	0	229,834
631	MSAS 101	162-101-10	ST. CLOUD	**MN122** ON 10ST ST, EXPAND UNIVERSITY BRIDGE TO 4-LANE, INCL APPROACHES FROM 5TH AVE S TO KILLIAN BLVD IN ST. CLOUD (2009 CONVERSION)	0.0	BR	WIDEN AND REDECK	HPP	4,590,000	682,760	136,000	0	0	3,907,240
632	CSAH 1	191-030-03AC3 & 73-030-01AC3	STEARNS COUNTY	**MN131** ACQUIRE PARCELS 1,7,8,18,38 AND 39 FOR THE SAUK RAPIDS BRIDGE REPLACEMENT (AC PAYBACK)	0.0	BR	RIGHT OF WAY	HPP	455,373	455,373	0	0	0	0

MPO: ST CLOUD AREA PLANNING ORGANIZATION
Fiscal Year: 2009

STIP for FY 2007-2009

Seq #	Route System	Project Number	Agency	Description	Miles	Program	Type of Work	Proposed Funds	Total	FHWA	AC	FTA	TH	Other
633	CSAH 1	191-080-04AC2 & 73-030-47AC2	STEARNS COUNTY	**MN131** RIGHT OF WAY AND CONSTRUCTION FOR SAUK RAPIDS BRIDGE APPROACH WORK (AC PAYBACK)	0.0	BR	GRADE,SURFACE & BRIDGE	HPP STP	1,376,987	1,376,987	0	0	0	0
634	TH 241	227-010-07AC	WRIGHT COUNTY	**MN 143** FROM 4TH ST W TO WEST OF CR 119, CONSTRUCTION OF TH241/CSAH 35 ONE WAY PAIR PROJECT ON IN ST. MICHAEL(AC PAYBACK)	1.0	MC	GRADE AND SURFACE	HPP	272,000	272,000	0	0	0	0
634	TH 241	227-010-07AC	WRIGHT COUNTY	**MN 216** FROM 4TH ST W TO WEST OF CR 119, CONSTRUCTION OF TH241/CSAH 35 ONE WAY PAIR PROJECT ON IN ST. MICHAEL(AC PAYBACK)	1.0	MC	GRADE AND SURFACE	HPP	425,000	425,000	0	0	0	0
634	TH 241	227-010-07AC	WRIGHT COUNTY	**MN 230** FROM 4TH ST W TO WEST OF CR 119, CONSTRUCTION OF TH241/CSAH 35 ONE WAY PAIR PROJECT ON IN ST. MICHAEL(AC PAYBACK)	1.0	MC	GRADE AND SURFACE	HPP	425,000	425,000	0	0	0	0
637	I 94	242-010-001	ALBERTVILLE	**MN121**DESIGN ENGINEERING FOR FOR I-94/CSAH 19 INTERCHANGE (2009 CONVERSION)	0.0	MC	GRADE,SURFACE & BRIDGE	HPP	300,000	122,710	122,710	0	0	177,290
638	I 94	242-010-002AC2	ALBERTVILLE	**MN121**R/W ACQUISITION FOR I-94/CSAH 19 INTERCHANGE(AC PAYBACK)	0.0	RW	RIGHT OF WAY	HPP	13,290	13,290	0	0	0	0
640	TH 10	0501-26	MN/DOT	WATAB TO 0.2 MI W OF RR CROSSING IN ST. CLOUD (EBL & WBL), DIAMOND GRIND	6.4	RD	CONCRETE PVMNT SURF PLNG	SF	993,388	0	0	0	993,388	0
641	TH 10	0501-27	MN/DOT	BENTON DR IN SAUK RAPIDS TO TH 24 (EB & WB) IN CLEAR LAKE, RECONSTRUCT, UNBONDED CONCRETE OVERLAY, BIT OVERLAY INCL SHOULD PAVING	11.7	RS	UNBONDED CONCRETE OVERLAY	NHS	6,348,421	5,078,737	0	0	1,269,684	0
646	TH 15	7303-47	MN/DOT	TH 23 EB DIVISION TO END 4-LANE S OF I-94 S OF ST CLOUD (NB & SB), MILL & OVERLAY INCL SHOULDER PAVING	5.1	RS	MILL AND OVERLAY	SF	1,700,793	0	0	0	1,700,793	0
647	TH 23	7306-93	MN/DOT	RECONSTRUCT FROM WASHINGTON MEMORIAL DRIVE TO DESOTO BRIDGE IN ST. CLOUD, INCL. LAKE GEORGE BRIDGE (BR. NO. 9086) (AC PROJECT, PAYBACK IN 2010)	1.2	BR	GRADE,SURFACE & BRIDGE	STP	4,000,000	1,900,000	6,500,000	0	2,100,000	0
659	I 94	7380-224	MN/DOT	INSTALL MEDIAN CABLE GUARD RAIL FROM ALBANY TO JCT TH 15 NEAR ST. CLOUD	11.5	SH	MEDIAN BARRIER	HSIP	2,054,273	1,848,846	0	0	205,427	0
Summary for Year = 2009 (34 detail records)									\$48,371,326	\$21,049,610	\$11,429,900	\$2,490,967	\$6,269,292	\$18,561,457

MPO: FARGO-MOORHEAD COUNCIL OF GOVERNMENTS
Fiscal Year: 2007

STIP for FY 2007-2009

Seq #	Route System	Project Number	Agency	Description	Miles	Program	Type of Work	Proposed Funds	Total	FHWA	AC	FTA	TH	Other
676	BB	TRF-0034-07A	MOORHEAD	SECTION 5307: CITY OF MOORHEAD RR TRANSIT	0.0	B9	OPERATE BUS	FTA	1,171,354	0	0	318,196	0	853,158
677	BB	TRF-0034-07B	MOORHEAD	SECTION 5307: MOORHEAD DIAL-A-RIDE TRANSIT	0.0	B9	OPERATE BUS	LF	156,908	0	0	0	0	156,908
678	BB	TRF-0034-07C	MOORHEAD	SECTION 5307: MOORHEAD PLANNING ASSISTANCE	0.0	B9	PLANNING	FTA	16,320	0	0	13,056	0	3,264
679	BB	TRF-0034-07D	MOORHEAD	SECTION 5307: MOORHEAD PREVENTIVE MAINTENANCE	0.0	B9	CRACK REPAIR	FTA	60,000	0	0	48,000	0	12,000
680	BB	TRF-0034-07E	MOORHEAD	SECTION 5307: MOORHEAD BUS RELATED EQUIPMENT	0.0	B9	CRACK REPAIR	FTA	50,000	0	0	40,000	0	10,000
685	BB	TRF-3291-07	MN/DOT	SECT 5311: CLAY COUNTY TRANSIT OPERATING ASSISTANCE	0.0	OB	OPERATE BUS	FTA	252,041	0	0	62,910	0	189,131
700	PED/BIKE	14-090-03	CLAY COUNTY	DILWORTH 4TH AVE NORTH BIKE PATH	0.5	EN	PEDESTRIAN BIKE TRAIL	TEA	162,090	129,672	0	0	0	32,418
709	MSAS 20	144-120-18	MOORHEAD	5TH ST FROM 12TH TO 22ND AVE, URBAN GRADING AND BIT SURFACING	0.7	RC	GRADE AND SURFACE	STP	650,000	254,000	0	0	0	396,000
710	MSAS 29	144-129-04	MOORHEAD	15TH AVE N FROM 28TH ST TO 34TH ST N - NEW STREET CONSTRUCTION	0.5	MC	GRADE AND SURFACE	STP	792,000	633,600	0	0	0	158,400
711	MSAS 35	144-135-12	MOORHEAD	34TH ST S CORRIDOR TO INTERSTATE 94, GRADE AND SURFACE (AC PROJECT, PAYBACK IN 2008)	0.0	MC	CONCRETE PAVEMENT	STP	202,059	0	808,237	0	0	202,059
718	194	1480-149	MOORHEAD	34TH ST S CORRIDOR AND INTERSTATE INTERCHANGE	0.7	AM	CONCRETE PAVEMENT	IM	2,141,035	1,712,828	0	0	428,207	0
718	194	1480-149L	MOORHEAD	34TH ST S CORRIDOR AND INTERSTATE INTERCHANGE (AC PROJECT, PAYBACK IN 2008)	0.7	MC	CONCRETE PAVEMENT	FFM IM	5,358,965	2,920,000	1,500,000	0	0	2,438,965
Summary for Year = 2007 (12 detail records)									11,012,772	5,650,100	2,308,237	482,162	428,207	4,452,303

MPO: FARGO-MOORHEAD COUNCIL OF GOVERNMENTS
Fiscal Year: 2008

STIP for FY 2007-2009

Seq #	Route System	Project Number	Agency	Description	Miles	Program	Type of Work	Proposed Funds	Total	FHWA	AC	FTA	TH	Other
731	BB	TRF-0034-08A	MOORHEAD	SECTION 5307: CITY OF MOORHEAD RR TRANSIT	0.0	B9	OPERATE BUS	FTA	1,405,625	0	0	330,924	0	1,074,701
732	BB	TRF-0034-08B	MOORHEAD	SECTION 5307: MOORHEAD DIAL-A-RIDE TRANSIT	0.0	B9	OPERATE BUS	LF	163,184	0	0	0	0	163,184
733	BB	TRF-0034-08C	MOORHEAD	SECTION 5307: MOORHEAD PLANNING ASSISTANCE	0.0	B9	PLANNING	FTA	16,646	0	0	13,317	0	3,329
734	BB	TRF-0034-08D	MOORHEAD	SECTION 5307: MOORHEAD PREVENTIVE MAINTENANCE	0.0	B9	PREVENTIVE MAINTENANCE	FTA	60,000	0	0	48,000	0	12,000
735	BB	TRF-0034-08E	MOORHEAD	SECTION 5307: MOORHEAD SHELTERS/PASS FACILITY IMPROVEMENTS	0.0	B9	BUS GRANT CAPITAL IMPROVEMENT	FTA	100,000	0	0	80,000	0	20,000
736	BB	TRF-0034-08F	MOORHEAD	SECTION 5307: MOORHEAD, PURCHASE BUS - PARATRANSIT (CLASS 400)	0.0	B9	PURCHASE BUS	FTA	69,000	0	0	55,200	0	13,800
740	BB	TRF-3291-08	MN/DOT	SECT 5311: CLAY COUNTY TRANSIT OPERATING ASSISTANCE	0.0	OB	OPERATE BUS	FTA	259,602	0	0	62,910	0	196,692
745	BB	TRS-3291-08	MN/DOT	CLAY COUNTY, PURCHASE BUS (CLASS 400)	0.0	TR	PURCHASE BUS	STP	58,000	46,400	0	0	0	11,600
753	CSAH 11	14-611-20	CLAY COUNTY	NE OF DILWORTH OVER BUFFALO RIVER, REPLACE BR 90856	0.1	BR	BRIDGE REPLACEMENT	BR	1,454,828	1,163,862	0	0	0	290,966
759	MSAS 126	144-116-07A	MOORHEAD	**MN128** CITY OF MOORHEAD SE MAIN GSI, 34TH ST. AND I-94 INTERCHANGE AND MOORHEAD COMPREHENSIVE RAIL SAFETY PROGRAM (AC PROJECT, PAYBACK IN 2008-09)	0.8	RC	GRADE AND SURFACE	HPP	2,152,292	1,640,279	816,000	0	0	512,013
759	MSAS 126	144-116-07B	MOORHEAD	**MN206** CITY OF MOORHEAD SOUTHEAST MAIN GSI, 34TH ST. AND I-94 INTERCHANGE (AC PROJECT, PAYBACK IN 2008-09)	0.8	RC	GRADE AND SURFACE	HPP	1,434,861	1,093,519	544,000	0	0	341,342
759	MSAS 126	144-116-07C	MOORHEAD	**MN208** TRANSPORTATION IMPROVEMENTS FOR CITY OF MOORHEAD SE MAIN GSI, 34TH ST. AND I-94 INTERCHANGE AND MOORHEAD COMPREHENSIVE RAIL SAFETY PROGRAM IN MOORHEAD (AC PROJECT, PAYBACK IN 2008-09)	0.8	RC	GRADE AND SURFACE	HPP	4,054,623	3,417,248	1,700,000	0	0	637,375
759	MSAS 126	144-116-07D	MOORHEAD	**MN224** 34TH STREET REALIGNMENT AND INTERCHANGE AT 34TH STREET AND I-94 IN MOORHEAD (AC PROJECT, PAYBACK IN 2008-09)	0.8	RC	GRADE AND SURFACE	HPP	3,587,154	2,733,799	1,360,000	0	0	853,355
759	MSAS 126	144-116-07E	MOORHEAD	GRADE SEPARATION FROM BNSF AND OTTERTAIL VALLEY RAILROAD	0.8	RC	GRADE AND SURFACE	LF	8,650,000	0	0	0	0	8,650,000
760	MSAS 135	144-135-12AC	MOORHEAD	34TH ST S CORRIDOR TO INTERSTATE 94, GRADE AND SURFACE (AC PAYBACK)	0.0	MC	CONCRETE PAVEMENT	STP	808,237	808,237	0	0	0	0

MPO: FARGO-MOORHEAD COUNCIL OF GOVERNMENTS
Fiscal Year: 2008

STIP for FY 2007-2009

Seq #	Route System	Project Number	Agency	Description	Miles	Program	Type of Work	Proposed Funds	Total	FHWA	AC	FTA	TH	Other
764	194	1480-149LAC	MN/DOT	34TH ST S CORRIDOR AND INTERSTATE INTERCHANGE (AC PAYBACK)	0.7	MC	CONCRETE PAVEMENT	FFM IM	1,500,000	1,500,000	0	0	0	0
Summary for Year = 2008 (16 detail records)									\$25,774,052	\$12,403,344	\$4,420,000	\$590,351	\$0	\$12,780,357

MPO: FARGO-MOORHEAD COUNCIL OF GOVERNMENTS
Fiscal Year: 2009

STIP for FY 2007-2009

Seq #	Route System	Project Number	Agency	Description	Miles	Program	Type of Work	Proposed Funds	Total	FHWA	AC	FTA	TH	Other
778	BB	TRF-0034-09A	MOORHEAD	SECTION 5307: CITY OF MOORHEAD RR TRANSIT	0.0	B9	OPERATE BUS	FTA	1,451,850	0	0	334,161	0	1,117,689
779	BB	TRF-0034-09B	MOORHEAD	SECTION 5307: MOORHEAD DIAL-A-RIDE TRANSIT	0.0	B9	OPERATE BUS	LF	199,661	0	0	0	0	199,661
780	BB	TRF-0034-09C	MOORHEAD	SECTION 5307: MOORHEAD PLANNING ASSISTANCE	0.0	B9	PLANNING	FTA	16,978	0	0	13,582	0	3,396
781	BB	TRF-0034-09D	MOORHEAD	SECTION 5307: MOORHEAD PREVENTIVE MAINTENANCE	0.0	B9	PREVENTIVE MAINTENANCE	FTA	60,000	0	0	48,000	0	12,000
782	BB	TRF-0034-09E	MOORHEAD	SECTION 5307: MOORHEAD BUS RELATED EQUIPMENT	0.0	B9	BUS GRANT CAPITAL IMPROVEMENT	FTA	10,000	0	0	8,000	0	2,000
786	BB	TRF-3291-09	MN/DOT	SECT 5311: CLAY COUNTY TRANSIT OPERATING ASSISTANCE	0.0	OB	OPERATE BUS	FTA	267,390	0	0	62,910	0	204,480
789	BB	TRS-0034-09F	MN/DOT	CITY OF MOORHEAD, PURCHASE BUS (CLASS 400)	0.0	TR	PURCHASE BUS	STP	60,000	48,000	0	0	0	12,000
795	CSAH 11	14-611-44	CLAY COUNTY	NE OF DILWORTH, GRADING AND AGGREGATE BASE	5.0	RC	GRADE AND SURFACE	STP	2,500,000	1,295,700	0	0	0	1,204,300
801	EN	144-010-015	MOORHEAD	PEDESTRIAN UNDERPASS AT US 75 AND 40TH AVENUE	0.1	EN	PEDESTRIAN BIKE BRIDGE	TEA	630,400	439,045	0	0	0	191,355
802	MSAS 126	144-116-07AAC	MOORHEAD	**MN128** CITY OF MOORHEAD SE MAIN GSI, 34TH ST. AND I-94 INTERCHANGE AND MOORHEAD COMPREHENSIVE RAIL SAFETY PROGRAM (AC PAYBACK)	0.8	RC	GRADE AND SURFACE	HPP	408,000	408,000	0	0	0	0
802	MSAS 126	144-116-07BAC	MOORHEAD	**MN206** CITY OF MOORHEAD SOUTHEAST MAIN GSI, 34TH ST. AND I-94 INTERCHANGE (AC PAYBACK)	0.8	RC	GRADE AND SURFACE	HPP	272,000	272,000	0	0	0	0
802	MSAS 126	144-116-07CAC	MOORHEAD	**MN208** TRANSPORTATION IMPROVEMENTS FOR CITY OF MOORHEAD SE MAIN GSI, 34TH ST. AND I-94 INTERCHANGE AND MOORHEAD COMPREHENSIVE RAIL SAFETY PROGRAM IN MOORHEAD (AC PAYBACK)	0.8	RC	GRADE AND SURFACE	HPP	850,000	850,000	0	0	0	0
802	MSAS 126	144-116-07DAC	MOORHEAD	**MN224** 34TH STREET REALIGNMENT AND INTERCHANGE AT 34TH STREET AND I-94 IN MOORHEAD (AC PAYBACK)	0.8	RC	GRADE AND SURFACE	HPP	680,000	680,000	0	0	0	0
805	TH 10	1401-142	MN/DOT	DILWORTH TO HAWLEY (WB), MILL & BIT SURFACE (INCLUDES CITY OF GLYNDON EB/WB) (ELLA)	18.0	RS	MILL AND OVERLAY	SF	7,700,000	0	0	0	7,700,000	0
Summary for Year = 2009 (14 detail records)									\$15,106,279	\$3,992,745	\$0	\$466,653	\$7,700,000	\$2,946,881

MPO: LACROSSE-LACRESCENT AREA PLANNING COMM
Fiscal Year: 2007

STIP for FY 2007-2009

Seq #	Route System	Project Number	Agency	Description	Miles	Program	Type of Work	Proposed Funds	Total	FHWA	AC	FTA	TH	Other
834	BB	TRF-3780-07	LA CRESCENT	SECT 5307: LA CRESCENT TRANSIT OPERATING ASSISTANCE	0.0	B9	OPERATE BUS	FTA	147,290	0	0	0	0	147,290
842	BB	TRS-3780-07T	MN/DOT	LA CRESCENT, PURCHASE 1 BUS (CLASS 600)	0.0	TR	PURCHASE BUS	STP	134,000	107,200	0	0	0	26,800
854	CSAH 20	28-606-20	HOUSTON COUNTY	JCT HOUSTON CSAH 6 AND HOUSTON CSAH 29 TO JCT HOUSTON CSAH 6 AND TH 14/16/61 - GRADE & SURFACE	0.3	RC	GRADE AND SURFACE	STP	630,000	504,000	0	0	0	126,000
869	TH 16	2801-84	MN/DOT	IN LA CRESCENT FR 0.43 MI SW OF JCT TH 61 TO JCT TH 61 & 500' OF CSAH 6 AND RECONFIG INTERSECTION, ADD TURN LANES, NEW SIGNAL	0.4	RC	GRADE AND SURFACE	STP	970,821	768,657	0	0	192,164	10,000
869	TH 16	2801-84S	MN/DOT	IN LA CRESCENT FR 0.43 MI SW OF JCT TH 61 TO JCT TH 61 & 500' OF CSAH 6 AND RECONFIG INTERSECTION, ADD TURN LANES, NEW SIGNAL	0.4	SH	GRADE AND SURFACE	HSIP	420,182	378,164	0	0	42,018	0
877	TH 61	2805-62	MN/DOT	IN LA CRESCENT (DIKE ROAD) OVER CP RR AND CITY STREET, BR 5475 & RECONFIG INTERSECTION, ADD TURN LANES, NEW SIGNAL (AC PROJECT, PAYBACK IN 2008)	0.7	BR	BRIDGE REPLACEMENT	BR NHS	3,281,851	871,701	3,320,550	0	1,048,062	1,362,088
877	TH 61	2805-62S	MN/DOT	IN LA CRESCENT (DIKE ROAD) OVER CP RR AND CITY STREET, BR 5475 & RECONFIG INTERSECTION, ADD TURN LANES, NEW SIGNAL	0.7	SH	GRADE AND SURFACE	HSIP	763,337	687,003	0	0	76,334	0
Summary for Year = 2007 (7 detail records)									\$6,347,480	\$3,316,724	\$3,320,550	\$0	\$1,358,578	\$1,672,178

MPO: LACROSSE-LACRESCENT AREA PLANNING COMM
Fiscal Year: 2008

STIP for FY 2007-2009

Seq #	Route System	Project Number	Agency	Description	Miles	Program	Type of Work	Proposed Funds	Total	FHWA	AC	FTA	TH	Other
899	BB	TRF-3780-08	LA CRESCENT	SECT 5307: LA CRESCENT TRANSIT OPERATING ASSISTANCE	0.0	B9	OPERATE BUS	FTA	151,709	0	0	0	0	151,709
939	TH 61	2805-62AC	MN/DOT	IN LA CRESCENT (DIKE ROAD) OVER CP RR AND CITY STREET, BR 5475 (AC PAYBACK)	0.7	BR	BRIDGE REPLACEMENT	NHS	3,320,550	3,320,550	0	0	0	0
Summary for Year = 2008 (2 detail records)									\$3,472,259	\$3,320,550	\$0	\$0	\$0	\$151,709

MPO: LACROSSE-LACRESCENT AREA PLANNING COMM
Fiscal Year: 2009

STIP for FY 2007-2009

Seq #	Route System	Project Number	Agency	Description	Miles	Program	Type of Work	Proposed Funds	Total	FHWA	AC	FTA	TH	Other
967	BB	TRF-3780-09	LA CRESCENT	SECT 5307: LA CRESCENT TRANSIT OPERATING ASSISTANCE	0.0	B9	OPERATE BUS	FTA	156,260	0	0	0	0	156,260
Summary for Year = 2009 (1 detail record)									\$156,260	\$0	\$0	\$0	\$0	\$156,260

MPO: ROCHESTER-OLMSTED COUNCIL OF GOVERNMENTS

Fiscal Year: 2007

STIP for FY 2007-2009

Seq #	Route System	Project Number	Agency	Description	Miles	Program	Type of Work	Proposed Funds	Total	FHWA	AC	FTA	TH	Other
823	BB	TRF-0047-06D	ROCHESTER	SECTION 5307/5309: CITY OF ROCHESTER 75TH ST. PARK & RIDE - PHASE I (DESIGN & ENGINEERING)	0.0	B9	BUS GRANT CAPITAL IMPROVEMENT	FTA	75,000	0	0	60,000	0	15,000
824	BB	TRF-0047-06E	ROCHESTER	SECTION 5307/5309: CITY OF ROCHESTER DOWNTOWN BUS STOP - PHASE I (DESIGN & ENGINEERING)	0.0	B9	BUS GRANT CAPITAL IMPROVEMENT	FTA	150,000	0	0	120,000	0	30,000
825	BB	TRF-0047-07	ROCHESTER TRANSIT	SECT 5307: ROCHESTER DAR TRANSIT OPERATING ASSISTANCE	0.0	B9	OPERATE BUS	LF	592,659	0	0	0	0	592,659
826	BB	TRF-0047-07A	ROCHESTER TRANSIT	SECT 5307: ROCHESTER RR TRANSIT OPERATING ASSISTANCE	0.0	B9	OPERATE BUS	FTA	3,895,864	0	0	767,673	0	3,128,191
827	BB	TRF-0047-07B	ROCHESTER	SECTION 5307/5309: CITY OF ROCHESTER DOWNTOWN BUS STOP - PHASE II (CONSTRUCTION)	0.0	B9	BUS GRANT CAPITAL IMPROVEMENT	FTA	450,000	0	0	360,000	0	90,000
828	BB	TRF-0047-07C	ROCHESTER	SECTION 5309/5309: CITY OF ROCHESTER ST. MARY'S HUB - PHASE I (DESIGN & ENGINEERING)	0.0	B9	BUS GRANT CAPITAL IMPROVEMENT	FTA	30,000	0	0	24,000	0	6,000
829	BB	TRF-0047-07D	ROCHESTER	SECTION 5307/5309: CITY OF ROCHESTER 75TH ST. PARK & RIDE - PHASE II (CONSTRUCTION)	0.0	B9	BUS GRANT CAPITAL IMPROVEMENT	FTA	480,000	0	0	384,000	0	96,000
832	BB	TRF-2497-07	MN/DOT	SECT 5311: CITY OF STEWARTVILLE TRANSIT OPERATING ASSISTANCE	0.0	OB	OPERATE BUS	FTA	64,375	0	0	15,000	0	49,375
838	BB	TRS-0047-07B	ROCHESTER TRANSIT	ROCHESTER RR, PURCHASE 1 BUS (CLASS 700)(5307)	0.0	TR	PURCHASE BUS	STP	295,491	236,393	0	0	0	59,098
839	BB	TRS-0047-07T	ROCHESTER TRANSIT	ROCHESTER, PURCHASE LARGE BUSES (CLASS 700)	0.0	TR	PURCHASE BUS	STP	342,500	274,000	0	0	0	68,500
858	PED/BIKE	55-090-02	OLMSTED COUNTY	MAYOWOOD ROAD (OLMSTED CR 125) TRAIL AND TRAILHEAD DEVELOPMENT	0.9	EN	PEDESTRIAN BIKE TRAIL	TEA	405,283	271,540	0	0	0	133,743
865	CITY	159-080-13	ROCHESTER	50TH AVE NW FROM OLMSTED CSAH 4 TO NICKLAUS DR NW IN ROCHESTER	1.2	RC	GRADE AND SURFACE	STP	2,700,000	1,350,000	0	0	0	1,350,000
868	TH 14	5502-85AC4	MN/DOT	DESIGN BUILD - BEST VALUE (AC PAYBACK)	10.8	MC	GRADE,SURFACE & BRIDGE	NHS	13,961,000	13,961,000	0	0	0	0
871	TH 30	5505-24	MN/DOT	STEWARTVILLE TO CUMMINGSVILLE, BITUMINOUS OVERLAY	11.9	RS	MILL AND OVERLAY	SF	2,600,000	0	0	0	2,600,000	0
872	TH 30	5505-25	MN/DOT	S JCT OF TH 63 TO 0.39 MI E IN STEWARTVILLE, GRADE & SURFACE	0.4	RC	GRADE AND SURFACE	SF LF	1,000,000	0	0	0	600,000	400,000

MPO: ROCHESTER-OLMSTED COUNCIL OF GOVERNMENTS
Fiscal Year: 2007

STIP for FY 2007-2009

Seq #	Route System	Project Number	Agency	Description	Miles	Program	Type of Work	Proposed Funds	Total	FHWA	AC	FTA	TH	Other
874	TH 52	5508-110	MN/DOT	GRADE AND SURFACE - NB EXIT RAMP TURN LANE - 55TH ST NW - ROCHESTER	0.2	SC	GRADE AND SURFACE	SF	250,545	0	0	0	250,545	0
875	TH 52	5508-84AC1	MN/DOT	ORONOCO - DESIGN BUILD - (DISTRICT SHARE BAP PAYBACK)	4.1	MC	GRADE,SURFACE & BRIDGE	STP	13,360,000	13,360,000	0	0	0	0
878	TH 63	5509-62AC1	MN/DOT	TH 63 @ 40TH ST SW IN ROCHESTER (AC PAYBACK)	1.4	MC	GRADE,SURFACE & BRIDGE	NHS	5,000,000	5,000,000	0	0	0	0
Summary for Year = 2007 (18 detail records)									45,652,717	34,452,933	\$0	\$1,730,673	\$3,450,545	\$6,018,566

MPO: ROCHESTER-OLMSTED COUNCIL OF GOVERNMENTS
Fiscal Year: 2008

STIP for FY 2007-2009

Seq #	Route System	Project Number	Agency	Description	Miles	Program	Type of Work	Proposed Funds	Total	FHWA	AC	FTA	TH	Other
891	BB	TRF-0047-08	ROCHESTER TRANSIT	SECT 5307: ROCHESTER DAR TRANSIT OPERATING ASSISTANCE	0.0	B9	OPERATE BUS	LF	610,439	0	0	0	0	610,439
892	BB	TRF-0047-08A	ROCHESTER TRANSIT	SECT 5307: ROCHESTER RR TRANSIT OPERATING ASSISTANCE	0.0	B9	OPERATE BUS	FTA	4,012,740	0	0	814,424	0	3,198,316
893	BB	TRF-0047-08B	ROCHESTER	SECTION 5307/5309: CITY OF ROCHESTER ST. MARY'S HUB - PHASE II - (CONSTRUCTION)	0.0	B9	BUS GRANT CAPITAL IMPROVEMENT	FTA	100,000	0	0	80,000	0	20,000
894	BB	TRF-0047-08C	ROCHESTER	SECTION 5307/5309: CITY OF ROCHESTER BUS STATION/DAR GARAGE - PHASE I (DESIGN & ENGINEERING)	0.0	B9	BUS GRANT CAPITAL IMPROVEMENT	FTA	50,000	0	0	40,000	0	10,000
897	BB	TRF-2497-08	MN/DOT	SECT 5311: CITY OF STEWARTVILLE TRANSIT OPERATING ASSISTANCE	0.0	OB	OPERATE BUS	FTA	66,306	0	0	15,000	0	51,306
922	PED/BIKE	159-090-15	ROCHESTER	CASCADE LAKE/DOUGLAS TRAIL PEDESTRIAN BRIDGE OVER DM&E RAILROAD	0.0	EN	PEDESTRIAN BIKE BRIDGE	TEA	996,600	795,000	0	0	0	201,600
923	MUN	159-105-13	ROCHESTER	CENTER STREET: 1ST AVE (WEST) TO ZUMBRO RIVER BRIDGE	0.4	RC	CONCRETE PAVEMENT	STP	1,500,000	750,000	0	0	0	750,000
924	CITY	159-113-16	ROCHESTER	11TH AVE NW - 6TH ST NW TO 10TH ST NW, CONCRETE PAVEMENT REHAB	0.2	RD	CONCRETE PAVEMENT REHAB	STP	970,000	730,000	0	0	0	240,000
926	TH 14	5502-85AC5	MN/DOT	DESIGN BUILD - BEST VALUE (AC PAYBACK)	10.8	MC	GRADE,SURFACE & BRIDGE	NHS	17,120,000	17,120,000	0	0	0	0
927	TH 14	5502-93	MN/DOT	ROC 52 LANDSCAPING	11.5	RB	LANDSCAPING	SF	1,000,000	0	0	0	1,000,000	0
933	TH 52	5507-54	MN/DOT	JCT OLMSTED CSAH 1 AND JCT OLMSTED CSAH 36, S OF ROCHESTER, INTERCHANGE LIGHTING	0.0	SH	LIGHTING	HSIP	130,000	117,000	0	0	13,000	0
934	TH 52	5507-58	MN/DOT	OVER WILLOW CREEK 0.30 MI SE OF JCT TH 63, REHAB BR 55021/55022	0.0	BI	BRIDGE REPAIR	SF	950,000	0	0	0	950,000	0
935	TH 52	5507-59	MN/DOT	REPLACE DECK BRIDGE #S 55005/55006 - 1.0 MI. SE OF JCT. T.H. 63 (NEAR ROCHESTER)	0.0	BI	BRIDGE REPAIR	SF	900,000	0	0	0	900,000	0
936	TH 52	5508-84AC2	MN/DOT	ORONOCO - DESIGN BUILD - BAP - (AC PAYBACK)	4.1	SC	GRADE,SURFACE & BRIDGE	STP	542,109	542,109	0	0	0	0
936	TH 52	5508-84SAC1	MN/DOT	ORONOCO - DESIGN BUILD - BAP - (HES AC PAYBACK)	4.1	SH	GRADE,SURFACE & BRIDGE	HSIP	5,000,000	5,000,000	0	0	0	0
941	TH 63	5509-62AC2	MN/DOT	TH 63 @ 40TH ST SW IN ROCHESTER (AC PAYBACK)	1.4	MC	GRADE,SURFACE & BRIDGE	NHS	1,356,296	1,356,296	0	0	0	0

MPO: ROCHESTER-OLMSTED COUNCIL OF GOVERNMENTS
Fiscal Year: 2008

STIP for FY 2007-2009

Seq #	Route System	Project Number	Agency	Description	Miles	Program	Type of Work	Proposed Funds	Total	FHWA	AC	FTA	TH	Other
942	TH 63	5509-72	MN/DOT	CHANNEL RESTORATION - SOUTH OF 48TH STREET S.W. - WEST SIDE OF HIGHWAY - ROCHESTER	0.5	SC	CHANNELIZATION	SF	150,000	0	0	0	150,000	0
Summary for Year = 2008 (17 detail records)									\$35,454,490	\$26,410,405	\$0	\$949,424	\$3,013,000	\$5,081,661

MPO: ROCHESTER-OLMSTED COUNCIL OF GOVERNMENTS
Fiscal Year: 2009

STIP for FY 2007-2009

Seq #	Route System	Project Number	Agency	Description	Miles	Program	Type of Work	Proposed Funds	Total	FHWA	AC	FTA	TH	Other
961	BB	TRF-0047-09A	ROCHESTER	SECT 5307: ROCHESTER DAR TRANSIT OPERATING ASSISTANCE	0.0	B9	OPERATE BUS	FTA	546,133	0	0	0	0	546,133
962	BB	TRF-0047-09B	ROCHESTER	SECT 5307: ROCHESTER RR TRANSIT OPERATING ASSISTANCE	0.0	B9	OPERATE BUS	FTA	2,872,561	0	0	0	0	2,872,561
965	BB	TRF-2497-09	MN/DOT	SECT 5311: CITY OF STEWARTVILLE TRANSIT OPERATING ASSISTANCE	0.0	OB	OPERATE BUS	FTA	68,295	0	0	15,000	0	53,295
972	BB	TRS-0047-09A	ROCHESTER	ROCHESTER - PURCHASE 1 BUS (CLASS 700)	0.0	TR	PURCHASE BUS	STP	400,000	320,000	0	0	0	80,000
977	RR	55-00126	MN/DOT	7TH ST NW, ROCHESTER - INSTALL GATES	0.0	SR	RAILROAD SIGNALS	RRS	225,000	202,500	0	0	0	22,500
987	CSAH 22	55-622-43	OLMSTED COUNTY	OLMSTED CSAH 8 TO TH 52 INTERCHANGE - RECONSTRUCTION	1.0	RC	GRADE AND SURFACE	STP	2,125,000	1,700,000	0	0	0	425,000
994	MUN	159-080-14	ROCHESTER	20TH STREET EXTENSION FROM CSAH 1 TO CSAH 36, GRADE, SURFACE AND NEW BRIDGE OVER BEAR CREEK	0.9	MC	GRADE, SURFACE & BRIDGE	STP	5,690,000	2,420,000	0	0	0	3,270,000
995	MUN	159-101-07	ROCHESTER	WEST RIVER PARKWAY: ELTON HILLS DR TO 37TH ST	1.5	RS	MILL AND OVERLAY	STP	700,000	340,000	0	0	0	360,000
997	TH 14	5502-85AC6	MN/DOT	DESIGN BUILD - BEST VALUE (AC PAYBACK)	10.8	MC	GRADE, SURFACE & BRIDGE	NHS	17,120,000	17,120,000	0	0	0	0
Summary for Year = 2009 (9 detail records)									29,746,989	22,102,500	\$0	\$15,000	\$0	\$7,629,489

Transportation Enhancement Activities (TEA)

**TRANSPORTATION ENHANCEMENT ACTIVITIES
(TEA)**

Enhancement funding is a portion of the federal STP funds available for projects in one or more of ten exclusive project categories and subject to the same general eligibility requirements associated with other federally funded transportation projects. For the 2007-2009 STIP, enhancement projects were solicited, ranked and selected within the ATP process. The projects were then incorporated into the ATIPs. The Enhancement funding included in the 2007-2009 STIP is shown in Figure A-2.

Figure A-2 TRANSPORTATION ENHANCEMENT FUNDING BY YEAR (\$ MILLIONS)				
	2007	2008	2009	TOTAL*
Federal Highway Funds	20.4	10.7	13.6	44.6

* May not add due to rounding.

This page left blank intentionally

**Enhancement Projects
Fiscal Year: 2007**

STIP for FY 2007-2009

Seq #	ATP	Route System	Project Number	Agency	Description	Miles	Program	Type of Work	Proposed Funds	Total	FHWA	AC	FTA	State	Other
21	1	EN	16-090-02	TOFTE	TOFTE LAKE WALK PROJECT, HISTORIC AND CULTURAL INTERPRETATION (AC PROJECT, PAYBACK IN 2008)	0.0	EN	HISTORIC PRESERVATION	TEA	22,440	0	89,720	0	0	22,440
26	1	PED/BIKE	31-663-20AC	COHASSET	CITY OF COHASSET, TIOGA TRAIL, BIKE TRAIL (AC PAYBACK)	1.8	EN	PED./BIKE IMPROVEMENT	TEA	190,597	190,597	0	0	0	0
35	1	EN	69-090-20	ST LOUIS COUNTY	IN DULUTH, LAKE SUPERIOR TRANSIT MUSEUM-HISTORIC LOCOMOTIVE (D&MN #14) RESTORATION	0.0	EN	HISTORIC PRESERVATION	TEA	103,500	82,800	0	0	0	20,700
36	1	PED/BIKE	69-090-21	REGIONAL RAIL AUTHORITY	MESABI TRAIL-BEARHEAD STATE PARK TO TOWER (AC PROJECT, PAYBACK IN 2008)	12.0	EN	PED./BIKE IMPROVEMENT	TEA	200,000	0	400,000	0	0	200,000
37	1	PED/BIKE	69-090-22	AURORA	AURORA LAKE, ST. JAMES RECREATIONAL AREA, BIKE TRAIL (AC PROJECT, PAYBACK IN 2008)	2.0	EN	PED./BIKE IMPROVEMENT	TEA	51,260	0	205,040	0	0	51,260
42	1	PED/BIKE	91-030-07	ARDC	DULUTH SUPERIOR BIKEWAYS PLAN PHASE II	0.0	EN	PLANNING	TEA	124,840	99,872	0	0	0	24,968
43	1	EN	91-070-13	ARDC	NE MINNESOTA BICYCLE EDUCATION PROGRAM	0.0	EN	PLANNING	TEA	70,411	52,561	0	0	0	17,850
44	1	PED/BIKE	118-090-11	DULUTH	IN DULUTH, LAKEWALK EAST EXTENSION PHASE I	1.0	EN	PED./BIKE IMPROVEMENT	TEA	600,000	400,000	0	0	0	200,000
48	1	PED/BIKE	129-090-02AC	GRAND RAPIDS	CITY OF GRAND RAPIDS MULTI-USE TRAIL, BIKE TRAIL (AC PAYBACK)	2.0	EN	PED./BIKE IMPROVEMENT	TEA	118,457	118,457	0	0	0	0
71	1	TH 65	3609-25S	MN/DOT	6.8 MI N OF KOOSHICHING CO LINE, REPLACE BR 5721 OVER LITTLEFORK RIVER (AC PROJECT, PAYBACK IN 2008)	0.1	BR	HISTORIC PRESERVATION	TEA	1,500,000	1,200,000	0	0	300,000	0
271	2	PED/BIKE	115-020-03	CROOKSTON	CROOKSTON PERIMETER HIKING & BIKING TRAILS	1.8	EN	PEDESTRIAN BIKE TRAIL	TEA	197,400	157,920	0	0	0	39,480
272	2	PED/BIKE	119-090-05	EAST GRAND FORKS	IN EGF - 4TH ST NW PED/BIKE UNDERPASS	0.0	EN	PEDESTRIAN BIKE BRIDGE	TEA	225,000	180,000	0	0	0	45,000
449	3	PED/BIKE	86-090-01	WRIGHT COUNTY	BIKE/PED TRAIL FROM MAPLE LAKE TO NEY COUNTY REGIONAL PARK	1.1	EN	PEDESTRIAN BIKE TRAIL	TEA	253,000	117,000	0	0	0	136,000
697	4	EN	06-090-01	BIG STONE COUNTY	MN RIVER SCENIC OVERLOOK AND PRAIRIE WETLANDS TRAIL	5.0	EN	ENHANCEMENT	TEA	187,080	149,664	0	0	0	37,416
698	4	PED/BIKE	06-090-02	BIG STONE COUNTY	MN RIVER HEADWATERS RECREATIONAL TRAIL	2.0	EN	PEDESTRIAN BIKE TRAIL	TEA	359,580	287,664	0	0	0	71,916
700	4	PED/BIKE	14-090-03	CLAY COUNTY	DILWORTH 4TH AVE NORTH BIKE PATH	0.5	EN	PEDESTRIAN BIKE TRAIL	TEA	162,090	129,672	0	0	0	32,418
858	6	PED/BIKE	55-090-02	OLMSTED COUNTY	MAYOWOOD ROAD (OLMSTED CR 125) TRAIL AND TRAILHEAD DEVELOPMENT	0.9	EN	PEDESTRIAN BIKE TRAIL	TEA	405,283	271,540	0	0	0	133,743
862	6	PED/BIKE	104-090-03	AUSTIN	WILDWOOD TRAIL LINK	2.9	EN	PEDESTRIAN BIKE TRAIL	TEA	369,550	295,640	0	0	0	73,910

**Enhancement Projects
Fiscal Year: 2007**

STIP for FY 2007-2009

Seq #	ATP	Route System	Project Number	Agency	Description	Miles	Program	Type of Work	Proposed Funds	Total	FHWA	AC	FTA	State	Other
864	6	PED/BIKE	149-090-02	NORTHFIELD	MILL TOWNS TRAIL, TRAILHEAD AND TRAIL CONNECTION PROJECT	0.2	EN	PEDESTRIAN BIKE TRAIL	TEA	418,169	334,535	0	0	0	83,634
1048	7	PED/BIKE	08-090-01	BROWN COUNTY	BROWN CO BIKE/PED TRAIL AROUND SLEEPY EYE LAKE IN SLEEPY EYE	2.6	EN	PEDESTRIAN BIKE TRAIL	TEA	361,200	288,920	0	0	0	72,280
1049	7	PED/BIKE	17-090-01	COTTONWOOD COUNTY	BIKE/PED TRAIL AROUND MT LAKE IN COTTONWOOD CO (SURFACING)	4.4	EN	PEDESTRIAN BIKE TRAIL	TEA	240,230	192,184	0	0	0	48,046
1050	7	PED/BIKE	32-090-03	JACKSON COUNTY	NELSON CREEK TRAIL IN JACKSON CO	1.6	EN	PEDESTRIAN BIKE TRAIL	TEA	261,000	209,000	0	0	0	52,000
1052	7	EN	52-090-02	NICOLLET COUNTY	MINNEMISHOINONA FALLS IN NICOLLET CO, PURCHASE VIEWING AREA	0.0	EN	PEDESTRIAN BIKE TRAIL	TEA	334,000	264,000	0	0	0	70,000
1054	7	EN	81-090-03	WASECA COUNTY	CLEAR LAKE PATH, GRADING, SURFACE, LIGHTING (STAGE 1)	2.7	EN	PEDESTRIAN BIKE TRAIL	TEA	809,000	400,000	0	0	0	409,000
1055	7	EN	81-090-04	WASECA COUNTY	CLEAR LAKE PATH, GRADING, SURFACE, LIGHTING (STAGE 2)	1.6	EN	PEDESTRIAN BIKE TRAIL	TEA	450,000	360,000	0	0	0	90,000
1058	7	PED/BIKE	165-090-02	ST PETER	ST PETER, NEW PED/BIKE TRAIL	0.0	EN	PEDESTRIAN BIKE BRIDGE	TEA	237,900	190,300	0	0	0	47,600
1193	8	PED/BIKE	37-090-02AC	DAWSON	TRAIL AND BIKE/PED BRIDGE (BR 37550) OVER LAC QUI PARLE RIVER IN DAWSON (AC PROJECT, PAYBACK)	0.0	EN	PEDESTRIAN BIKE BRIDGE	TEA	230,000	230,000	0	0	0	0
1387	M	PED/BIKE	19-090-07	DAKOTA COUNTY	COMPLETE EXISTING SOUTH ST. PAUL RIVERFRONT TRAIL AND CONNECT TO BKWY AT 70TH ST IN INVER GROVE HTS, CONSTRUCT MISS RIVER REGIONAL TRAIL - NORTHERN SEGMENT	2.4	EN	GRADE AND SURFACE	TEA	891,940	713,552	0	0	0	178,388
1395	M	CSAH 19	27-090-13	HENNEPIN COUNTY	BAKER PARK RESERVE TO MAPLE PARK IN MEDINA, CONSTRUCT CSAH 19 MULTI-USE TRAIL(PHASE I)	1.1	EN	GRADE AND SURFACE	TEA	1,700,000	399,589	0	0	0	1,300,411
1397	M	CSAH 3	27-603-33	HENNEPIN COUNTY	DUPONT AVE TO BLAISDELL AVE IN MINNEAPOLIS, LAKE STREET STREETScape IMPROVEMENT	1.1	EN	LANDSCAPING	TEA	10,650,000	644,224	0	0	0	10,005,776
1419	M	PED/BIKE	91-090-31	MPLS PARK/REC BOARD	37TH AVE NE TO STINSON PKWY IN MPLS, ST ANTHONY PKWY BIKE TRAIL	2.5	EN	PEDESTRIAN BIKE TRAIL	TEA	1,130,354	904,283	0	0	0	226,071
1420	M	PED/BIKE	91-090-34	ST PAUL PARK/REC	COMO REGIONAL PARK PED/BIKE TRAIL, CONSTRUCT TRAIL & MISC IMPROVEMENTS	5.3	EN	PEDESTRIAN BIKE TRAIL	TEA	948,880	759,104	0	0	0	189,776
1421	M	PED/BIKE	91-090-35	THREE RIVERS PARK DISTRICT	36TH AVE N IN NEW HOPE & PLYMOUTH, CONSTRUCT PEDESTRIAN/BICYCLE BRIDGE 27R33 OVER TH 169	0.0	EN	PEDESTRIAN BIKE BRIDGE	TEA	1,041,520	833,216	0	0	0	208,304
1422	M	PED/BIKE	91-090-37	WASHINGTON COUNTY	HARDWOOD CREEK REG TRAIL NEAR FOREST LAKE, CONSTRUCT A TRAILHEAD FACILITY ADJ TO TRAIL WITH PARKING, RESTROOMS, LIGHTING AND INFO KIOSKS	0.0	EN	PED/BIKE IMPROVEMENT	TEA	277,000	221,600	0	0	0	55,400

**Enhancement Projects
Fiscal Year: 2007**

STIP for FY 2007-2009

Seq #	ATP	Route System	Project Number	Agency	Description	Miles	Program	Type of Work	Proposed Funds	Total	FHWA	AC	FTA	State	Other
1423	M	PED/BIKE	91-090-40	MPLS PARK/REC BOARD	FRANKLIN AVE TO FULTON ST/E RIVER PKWY IN MPLS, RECONSTRUCT E RIVER PKWY PED & BIKE TRAIL, SIGNS, LANDSCAPING, ETC	2.0	EN	PED./BIKE IMPROVEMENT	TEA	1,385,000	1,108,000	0	0	0	277,000
1426	M	PED/BIKE	92-090-28	DNR	LUCE LINE TRAIL IN WATERTOWN AND HOLLYWOOD TWPS-REHAB & WIDEN FROM WATERTOWN TO THE MCLEOD CO LINE	8.0	EN	PED./BIKE IMPROVEMENT	TEA	354,560	283,648	0	0	0	70,912
1432	M	PED/BIKE	127-090-04	FRIDLEY	TH 47 TO BNSF RR IN FRIDLEY, 85TH AVE TRAIL	0.8	EN	PEDESTRIAN BIKE TRAIL	TEA	1,130,000	904,000	0	0	0	226,000
1441	M	PED/BIKE	146-090-01	MOUNDS VIEW	FROM CO RD H TO SILVER LAKE RD IN MOUNDS VIEW-CONSTRUCT CSAH 10 CORRIDOR TRAIL(AC PROJECT, PAYBACK IN FY 2009)	1.3	EN	PEDESTRIAN BIKE TRAIL	TEA	131,250	0	525,000	0	0	131,250
1443	M	TH 36	151-090-01	NORTH ST PAUL	OVER TH 36 BETWEEN 3RD ST AND MARGARET, PEDESTRIAN BRIDGE 62096 & APPROACH TRAIL	0.0	EN	PEDESTRIAN BIKE BRIDGE	TEA	1,289,225	1,031,380	0	0	0	257,845
1446	M	EN	160-020-17	ROSEVILLE	LONG LAKE RD TO LEXINGTON AVE IN ROSEVILLE, STREETScape CONSTRUCTION	2.5	EN	ENHANCEMENT	TEA	2,150,000	1,186,100	0	0	0	963,900
1450	M	EN	164-595-01	ST PAUL	UPPER LANDING PARK, MISSISSIPPI RIVERBANK IMPROVEMENTS	0.2	EN	ENHANCEMENT	TEA	1,821,160	1,186,100	0	0	0	635,060
1451	M	EN	164-595-02	ST PAUL	HARVEST STATES/HIGH BRIDGE BARGE FLEETING AREA, MISSISSIPPI RIVERBANK IMPROVEMENTS	0.3	EN	ENHANCEMENT	TEA	1,821,100	1,186,100	0	0	0	635,000
1452	M	EN	164-595-03	ST PAUL	HARVEST STATES HEAD HOUSE & SACK HOUSE, ADAPTIVE REUSE OF GTA	0.0	EN	ENHANCEMENT	TEA	1,798,680	1,186,100	0	0	0	612,580
1453	M	EN	164-595-04	ST PAUL PARK/REC	COMMERCIAL NAVIGATION INTERPRETIVE MISSISSIPPI RIVER OVERLOOK	0.0	EN	ENHANCEMENT	TEA	655,256	426,996	0	0	0	228,260
1454	M	EN	164-595-05	ST PAUL PARK/REC	CHESTNUT PLAZA MISSISSIPPI RIVER CONNECTION	0.0	EN	ENHANCEMENT	TEA	1,798,680	1,186,100	0	0	0	612,580
Summary for Year = 2007 (45 projects)										\$39,456,592	\$20,362,418	\$1,219,760	\$0	\$300,000	\$18,794,174

**Enhancement Projects
Fiscal Year: 2008**

STIP for FY 2007-2009

Seq #	ATP	Route System	Project Number	Agency	Description	Miles	Program	Type of Work	Proposed Funds	Total	FHWA	AC	FTA	State	Other
102	1	PED/BIKE	09-090-01	CARLTON COUNTY	CARLTON TO CLOQUET CONNECTOR (PHASE I), BIKE TRAIL (AC PROJECT, PAYBACK IN 2009)	3.0	EN	PED/BIKE IMPROVEMENT	TEA	100,000	0	400,000	0	0	100,000
107	1	EN	16-090-02AC	TOFTE	TOFTE LAKE WALK PROJECT, HISTORIC AND CULTURAL INTERPRETATION (AC PAYBACK)	0.0	EN	HISTORIC PRESERVATION	TEA	89,720	89,720	0	0	0	0
118	1	PED/BIKE	69-090-21AC	REGIONAL RAIL AUTHORITY	MESABI TRAIL, BEARHEAD STATE PARK TO TOWER (AC PAYBACK)	12.0	EN	PED/BIKE IMPROVEMENT	TEA	400,000	400,000	0	0	0	0
119	1	PED/BIKE	69-090-22AC	AURORA	AURORA LAKE, ST. JAMES RECREATIONAL AREA, BIKE TRAIL (AC PAYBACK)	2.0	EN	PED/BIKE IMPROVEMENT	TEA	205,040	205,040	0	0	0	0
121	1	EN	69-596-03	ST LOUIS COUNTY	IN MOUNTAIN IRON, STREETScape (AC PROJECT, PAYBACK IN 2009)	0.7	EN	ENHANCEMENT	TEA	35,820	0	143,280	0	0	35,820
129	1	EN	91-070-14	ARDC	NE MINNESOTA BICYCLE EDUCATION PROGRAM (AC PROJECT, PAYBACK IN 2009)	0.0	EN	PLANNING	TEA	15,333	0	61,330	0	0	15,333
131	1	PED/BIKE	118-090-13	DULUTH	LAKEWALK EXTENSION PHASE II, 36TH TO 47TH AVENUE, BIKE TRAIL (AC PROJECT, PAYBACK IN 2009)	1.1	EN	PED/BIKE IMPROVEMENT	TEA	200,000	0	400,000	0	0	200,000
133	1	PED/BIKE	118-090-34	DULUTH	SEVEN BRIDGES ROAD REHABILITATION, REPLACE BITUMINOUS PAVEMENT CONNECTING HISTORIC BRIDGES (AC PROJECT, PAYBACK IN 2009)	1.4	EN	BITUMINOUS RECLAMATION	TEA	64,086	0	256,342	0	0	64,086
312	2	PED/BIKE	04-090-02	BELTRAMI COUNTY	CITY OF BLACKDUCK, PED/BIKE COMMUNITY TRAIL	2.0	EN	PEDESTRIAN BIKE TRAIL	TEA	308,700	246,960	0	0	0	61,740
321	2	PED/BIKE	68-090-03	ROSEAU COUNTY	ROSEAU RIVER PED/BIKE TRAIL - PHASE II	0.5	EN	PEDESTRIAN BIKE TRAIL	TEA	117,500	94,000	0	0	0	23,500
322	2	PED/BIKE	105-090-03	BELTRAMI COUNTY	CITY OF BEMIDJI, MIDWAY/EAST-WEST PED/BIKE TRAIL, PAVING	1.7	EN	PEDESTRIAN BIKE TRAIL	TEA	197,000	157,600	0	0	0	39,400
528	3	EN	71-090-01	SHERBURNE COUNTY	SHERBURNE CSAH 9 TO PRINCETON, CONSTRUCT PHASE I OF GREAT NORTHERN TRAIL	3.5	EN	PEDESTRIAN BIKE TRAIL	TEA	148,000	118,400	0	0	0	29,600
754	4	PED/BIKE	56-090-05	OTTER TAIL COUNTY	DOWNTOWN VERGAS TO LONG LAKE, BIKE PATH	0.5	EN	PEDESTRIAN BIKE TRAIL	TEA	284,145	227,316	0	0	0	56,829
756	4	PED/BIKE	61-090-04	POPE COUNTY	STARBUCK TO GLACIAL LAKES STATE PARK, BIKE/PED TRAIL	4.8	EN	PEDESTRIAN BIKE TRAIL	TEA	462,143	369,714	0	0	0	92,429
922	6	PED/BIKE	159-090-15	ROCHESTER	CASCADE LAKE/DOUGLAS TRAIL PEDESTRIAN BRIDGE OVER DM&E RAILROAD	0.0	EN	PEDESTRIAN BIKE BRIDGE	TEA	996,600	795,000	0	0	0	201,600
1097	7	PED/BIKE	07-090-02	BLUE EARTH	MINNEOPA STATE PARK TRAIL	2.4	EN	PEDESTRIAN BIKE TRAIL	TEA	514,000	364,000	0	0	0	150,000
1098	7	PED/BIKE	07-090-03	BLUE EARTH COUNTY	PHASE ONE LAKE CRYSTAL BIKE/PED TRAIL	2.5	EN	PEDESTRIAN BIKE TRAIL	TEA	339,350	271,480	0	0	0	67,870
1105	7	PED/BIKE	32-090-04	JACKSON COUNTY	LOON LAKE TRAIL IN JACKSON CO, PHASE 2	6.5	EN	PEDESTRIAN BIKE TRAIL	TEA	147,000	117,000	0	0	0	30,000

**Enhancement Projects
Fiscal Year: 2008**

STIP for FY 2007-2009

Seq #	ATP	Route System	Project Number	Agency	Description	Miles	Program	Type of Work	Proposed Funds	Total	FHWA	AC	FTA	State	Other
1106	7	PED/BIKE	32-090-05	JACKSON COUNTY	DES MOINES RIVER TRAIL TO FORT BELMONT - BIKE TRAIL	1.5	EN	PEDESTRIAN BIKE TRAIL	TEA	176,600	141,280	0	0	0	35,320
1107	7	PED/BIKE	32-609-50	JACKSON COUNTY	HERON LAKE/OKABENA TRAIL, GRADING, SURFACING, BR#32550, 5937 & 5938	4.0	EN	PEDESTRIAN BIKE TRAIL	TEA	596,000	365,000	0	0	0	231,000
1114	7	PED/BIKE	148-090-02	NEW ULM	NEW ULM TRAIL PHASE 2	2.7	EN	PEDESTRIAN BIKE TRAIL	TEA	1,484,000	450,000	0	0	0	1,034,000
1115	7	PED/BIKE	148-090-03	NEW ULM	NEW ULM TRAIL PHASE 3	1.2	EN	PEDESTRIAN BIKE TRAIL	TEA	658,000	181,000	0	0	0	477,000
1116	7	PED/BIKE	165-090-03	ST PETER	BIT TRAIL ALONG TH 99 AND WALKWAY UNDER BRIDGE TO WASHINGTON AVE IN ST PETER	0.5	EN	PEDESTRIAN BIKE TRAIL	TEA	181,700	121,840	0	0	0	59,860
1240	8	PED/BIKE	47-090-01	MEEKER COUNTY	DASSEL ELEM SCHOOL TO SPRING LAKE PARK, TRAIL FROM DASSEL ALONG CSAH 4 AND 260TH ST TO SPRING LAKE COUNTY PARK (1/2 MILE)	0.2	EN	PEDESTRIAN BIKE TRAIL	TEA	104,040	83,232	0	0	0	20,808
1247	8	PED/BIKE	207-090-001	REDWOOD FALLS	REDWOOD FALLS, TRAILS: RIVER LINK TO/FROM RAILROAD IN N REDWOOD ALONG CR 101 TO NORTHWOOD DR AND SCHOOL LINK	1.7	EN	PEDESTRIAN BIKE TRAIL	TEA	233,319	186,655	0	0	0	46,664
1610	M	PED/BIKE	19-090-08	DAKOTA COUNTY	SPRING LAKE PARK RESERVE IN NININGER TO EXISTING TRAILS IN HASTINGS-CONSTRUCT EASTERN SEGMENT OF MISS RIVER REGIONAL TRAIL	3.4	EN	PEDESTRIAN BIKE TRAIL	TEA	870,000	696,000	0	0	0	174,000
1619	M	CSAH 19	27-090-14	HENNEPIN COUNTY	FROM MAPLE PARK IN MEDINA TO CSAH 11 NEAR LORETTO-CONSTRUCT CSAH 19 MULTI-USE TRAIL(PHASE 2)	1.0	EN	GRADE AND SURFACE	TEA	525,596	420,477	0	0	0	105,119
1620	M	CSAH 19	27-090-15	HENNEPIN COUNTY	FROM CSAH 11 NEAR LORETTO TO TH 55-CONSTRUCT CSAH 19 MULTI-USE TRAIL(PHASE 3)	1.0	EN	PEDESTRIAN BIKE TRAIL	TEA	472,236	377,789	0	0	0	94,447
1631	M	PED/BIKE	82-090-01	WASHINGTON COUNTY	ON HARDWOOD CREEK REGIONAL TRAIL IN FOREST LAKE-CONSTRUCT PED/BIKE BRIDGE 82523 OVER CSAH 2 (BROADWAY AVE)	0.0	EN	PEDESTRIAN BIKE BRIDGE	TEA	794,600	635,680	0	0	0	158,920
1636	M	CSAH 19	82-619-14	WASHINGTON COUNTY	I-94 S FR RD IN WOODBURY TO LAKE ELMO PARK IN LAKE ELMO, RECONSTRUCT TRAIL ALONG CSAH 19 & CONSTRUCT TRAIL LINK S FR RD TO N FR RD AT I-94	1.3	EN	PEDESTRIAN BIKE TRAIL	TEA	261,000	208,800	0	0	0	52,200
1638	M	PED/BIKE	91-090-39	MPLS PARK/REC BOARD	W SIDE OF MISS RIVER FROM FRANKLIN AVE TO 42ND ST/W RIVER PKWY IN MPLS-RECONSTRUCT WEST RIVER PKWY PED/BIKE TRAIL, SIGNS, LANDSCAPING, ETC	2.8	EN	PEDESTRIAN BIKE TRAIL	TEA	1,450,000	1,160,000	0	0	0	290,000
1640	M	PED/BIKE	92-090-29	DNR	OVER CSAH 15(MANNING AVE) IN GRANT-CONSTRUCT GATEWAY TRAIL BRIDGE 82524 & APPROACHES	0.3	EN	GRADE,SURFACE & BRIDGE	TEA	1,044,000	835,200	0	0	0	208,800

Enhancement Projects

Fiscal Year: 2008

STIP for FY 2007-2009

Seq #	ATP	Route System	Project Number	Agency	Description	Miles	Program	Type of Work	Proposed Funds	Total	FHWA	AC	FTA	State	Other
1642	M	PED/BIKE	120-090-01	EDINA	ALONG INTERLACHEN BLVD/BLAKE RD FROM VERNON AVE IN EDINA TO SW LRT TRAIL IN HOPKINS-CONSTRUCT OFF-RD PED/BIKE TRAIL	2.5	EN	PEDESTRIAN BIKE TRAIL	TEA	1,660,000	1,160,000	0	0	0	500,000
1685	M	TH 61	1913-61	MN/DOT	TH 61(VERMILLION ST) HISTORIC RETAINING WALL REHAB IN HASTINGS-REPAIR & REBUILD 0.27 MI OF WALL ALONG TH 61	0.3	EN	HISTORIC PRESERVATION	TEA	266,800	213,440	0	0	53,360	0
Summary for Year = 2008 (34 projects)										\$15,402,328	\$10,692,623	\$1,260,952	\$0	\$53,360	\$4,656,345

**Enhancement Projects
Fiscal Year: 2009**

STIP for FY 2007-2009

Seq #	ATP	Route System	Project Number	Agency	Description	Miles	Program	Type of Work	Proposed Funds	Total	FHWA	AC	FTA	State	Other
175	1	PED/BIKE	09-090-01AC	CARLTON COUNTY	CARLTON TO CLOQUET CONNECTOR (PHASE I), BIKE TRAIL (AC PAYBACK)	3.0	EN	PED./BIKE IMPROVEMENT	TEA	400,000	400,000	0	0	0	0
176	1	PED/BIKE	09-090-03	CARLTON COUNTY	ST LOUIS RIVER TRAIL, PHASE II, SCANLON PARK & RIDE TO 29TH ST (AC PROJECT, PAYBACK IN 2010)	1.5	EN	PED./BIKE IMPROVEMENT	TEA	100,000	0	400,000	0	0	100,000
197	1	EN	69-596-03AC	ST LOUIS COUNTY	IN MOUNTAIN IRON, STREETScape (AC PAYBACK)	0.7	EN	ENHANCEMENT	TEA	143,280	143,280	0	0	0	0
204	1	EN	69-724-04	COOK	STREETScape OF RIVER ST IN DOWNTOWN COOK (AC PROJECT, PAYBACK IN 2010)	0.9	EN	ENHANCEMENT	TEA	61,440	0	245,760	0	0	61,440
206	1	PED/BIKE	88-BFB-09	BOIS FORTE BAND	VERMILION RESERVATION TRAIL ALONG ST LOUIS CO 104 AND FARM ROAD (AC PROJECT, PAYBACK IN 2010)	4.2	EN	PED./BIKE IMPROVEMENT	TEA	99,600	0	398,400	0	0	99,600
209	1	EN	91-070-14AC	ARDC	NE MINNESOTA BICYCLE EDUCATION PROGRAM (AC PAYBACK)	0.0	EN	PLANNING	TEA	61,330	61,330	0	0	0	0
210	1	EN	91-070-15	ARDC	NE MINNESOTA BICYCLE EDUCATION PROGRAM (AC PROJECT, PAYBACK IN 2010)	0.0	EN	PLANNING	TEA	15,675	0	62,699	0	0	15,675
214	1	PED/BIKE	118-090-13AC	DULUTH	LAKEWALK EXTENSION PHASE II, 36TH TO 47TH AVENUE, BIKE TRAIL (AC PAYBACK)	1.1	EN	PED./BIKE IMPROVEMENT	TEA	400,000	400,000	0	0	0	0
216	1	PED/BIKE	118-090-15	DULUTH	LAKEWALK EXTENSION PHASE III, 47TH TO 60TH AVENUE, BIKE TRAIL (AC PROJECT, PAYBACK IN 2010)	1.5	EN	PED./BIKE IMPROVEMENT	TEA	200,000	0	400,000	0	0	200,000
217	1	PED/BIKE	118-090-34AC	DULUTH	SEVEN BRIDGES ROAD REHABILITATION, REPLACE BITUMINOUS PAVEMENT CONNECTING HISTORIC BRIDGES (AC PAYBACK)	1.4	EN	BITUMINOUS RECLAMATION	TEA	256,342	256,342	0	0	0	0
220	1	PED/BIKE	129-090-03	GRAND RAPIDS	TH 169 MULTI-USE TRAIL, PHASE II, INTERSECTION OF 7TH AVE SE & 4TH ST SE TO INTERSECTION OF TH 169 AND 13TH AVE NE (AC PROJECT, PAYBACK IN 2010)	2.0	EN	PED./BIKE IMPROVEMENT	TEA	263,534	0	175,689	0	0	263,534
366	2	PED/BIKE	29-090-01	HUBBARD COUNTY	HEARTLAND PED/BIKE TRAIL EXTENSION	1.1	EN	PEDESTRIAN BIKE TRAIL	TEA	237,920	190,336	0	0	0	47,584
378	2	PED/BIKE	105-090-04	BEMIDJI	LAKE BEMIDJI WEST SHORE PED/BIKE TRAIL	2.2	EN	PEDESTRIAN BIKE TRAIL	TEA	375,000	300,000	0	0	0	75,000
610	3	CSAH 15	18-615-08	CROW WING COUNTY	FROM JCT TH 371 IN JENKINS TO CROW WING CO CSAH 1, PAVE SHOULDERS FOR BIKE/PED USE OF PAUL BUNYAN SCENIC BYWAY (TE ELIGIBLE)	6.8	EN	PED./BIKE IMPROVEMENT	TEA	278,325	222,660	0	0	0	55,665
623	3	PED/BIKE	73-090-08	STEARNS COUNTY	CONSTRUCT BIKE/PED TRAIL FROM E CITY LIMITS OF RICHMOND TO E CITY LIMITS OF COLD SPRING, PHASE I OF ROCORI TRAIL	5.3	EN	PEDESTRIAN BIKE TRAIL	TEA	658,705	526,964	0	0	0	131,741
628	3	PED/BIKE	86-090-02	WRIGHT COUNTY	CONSTRUCT BIKE/PED TRAIL FROM TH 55 S TO CSAH 38, THEN W TO TRIPPLETT FARMS DEVELOPMENT IN ANNANDALE	2.6	EN	PEDESTRIAN BIKE TRAIL	TEA	416,760	176,386	0	0	0	240,374

**Enhancement Projects
Fiscal Year: 2009**

STIP for FY 2007-2009

Seq #	ATP	Route System	Project Number	Agency	Description	Miles	Program	Type of Work	Proposed Funds	Total	FHWA	AC	FTA	State	Other
799	4	PED/BIKE	126-010-005	FERGUS FALLS	DOWNTOWN TO CENTRAL LAKES TRAIL BIKE PATH	1.0	EN	PEDESTRIAN BIKE TRAIL	TEA	226,800	157,955	0	0	0	68,845
801	4	EN	144-010-015	MOORHEAD	PEDESTRIAN UNDERPASS AT US 75 AND 40TH AVENUE	0.1	EN	PEDESTRIAN BIKE BRIDGE	TEA	630,400	439,045	0	0	0	191,355
988	6	PED/BIKE	104-090-04	AUSTIN	CEDAR RIVER PEDESTRIAN BRIDGE	0.1	EN	PEDESTRIAN BIKE BRIDGE	TEA	319,000	255,200	0	0	0	63,800
991	6	PED/BIKE	125-090-02	FARIBAULT	NORTHERN LINK MULTI PURPOSE TRAIL	2.1	EN	PEDESTRIAN BIKE TRAIL	TEA	669,648	535,718	0	0	0	133,930
1151	7	EN	22-595-01	FARIBAULT	RESTORE RR DEPOT IN WELLS FOR MUSEUM	0.0	EN	BUILDINGS	TEA	320,800	256,600	0	0	0	64,200
1155	7	PED/BIKE	83-090-03	WATONWAN	TRAIL AROUND BUTTERFIELD LAKE	0.0	EN	PEDESTRIAN BIKE TRAIL	TEA	251,000	200,800	0	0	0	50,200
1156	7	PED/BIKE	165-090-04	SAINT PETER	TRAIL FROM BROADWAY/GARDNER TO NICOLLET/JEFFERSON	0.0	EN	PEDESTRIAN BIKE TRAIL	TEA	136,000	108,800	0	0	0	27,200
1161	7	EN	2280-125	MN/DOT	PRAIRIE PASSAGE 190 W. OF BLUE EARTH PRARIE GRASS PLANTING	0.0	EN	LANDSCAPING	TEA	135,000	108,000	0	0	27,000	0
1300	8	PED/BIKE	87-090-04	YELLOW MEDICINE COUNTY	PED/BIKE TRAIL (PHASE 3) FOR THE MEMORIAL PARK TRAIL IN GRANITE FALLS	0.9	EN	PEDESTRIAN BIKE TRAIL	TEA	86,400	69,120	0	0	0	17,280
1302	8	PED/BIKE	133-090-003	MARSHALL	PED/BIKE TRAIL ALONG THE REDWOOD RIVER IN MARSHALL	4.1	EN	PEDESTRIAN BIKE TRAIL	TEA	442,700	354,200	0	0	0	88,500
1788	M	PED/BIKE	27-753-14	HENNEPIN COUNTY	FROM THEO WIRTH PKWY TO GIRARD AVE IN MPLS-LOWRY AVE CORR PHASE 2: SIDEWALKS, LANDSCAPED BLVDS, ON-STREET BIKE LANES, LIGHTING, ETC	1.1	EN	PED/BIKE IMPROVEMENT	TEA	8,925,000	1,050,000	0	0	0	7,875,000
1801	M	PED/BIKE	91-090-42	MPLS PARK/REC BOARD	FROM E 42ND ST TO 46TH AVE S@W RIVER PKWY IN MPLS-RECONSTRUCT LOWER W RIVER PKWY PED/BIKE TRAIL TO IMPROVE SAFETY, SIGNAGE, LIGHTING, LANDSCAPING, ETC	1.5	EN	PED/BIKE IMPROVEMENT	TEA	1,365,000	1,050,000	0	0	0	315,000
1802	M	PED/BIKE	91-090-43	ANOKA CO PARK & REC DEPT	S OF GOLDEN LAKE ELEM SCHOOL IN CIRCLE PINES TO LINO LAKES TOWN CENTER DEVELOPMENT-CONSTRUCT RICE CREEK NORTH REGIONAL TRAIL EXPANSION	4.0	EN	PEDESTRIAN BIKE TRAIL	TEA	3,348,450	1,050,000	0	0	0	2,298,450
1803	M	PED/BIKE	91-090-45	ST PAUL PARK/REC	FROM PAYNE AVE TO ARCADE ST IN ST. PAUL-CONSTRUCT TRAILHEAD FOR BRUCE VENTRO REG TRAIL INCLUDING PARKING, LIGHTING, RESTROOMS, ETC	0.0	EN	PED/BIKE IMPROVEMENT	TEA	1,312,500	1,050,000	0	0	0	262,500
1804	M	PED/BIKE	91-090-46	ST PAUL PARK/REC	BRUCE VENTO NATURE SANCTUARY/INDIAN MOUNDS REG PARK TR /STAIR CONN IN ST PAUL-CONSTRUCT NEW STAIRWAY AND BIKEWALK THAT WILL TRAVERSE 110 FEET OF VERTICAL BLUFF	0.0	EN	PED/BIKE IMPROVEMENT	TEA	1,312,500	1,050,000	0	0	0	262,500

Enhancement Projects
Fiscal Year: 2009

STIP for FY 2007-2009

Seq #	ATP	Route System	Project Number	Agency	Description	Miles	Program	Type of Work	Proposed Funds	Total	FHWA	AC	FTA	State	Other
1805	M	PED/BIKE	91-090-48	DAKOTA COUNTY	FROM CAHILL AVE TO THE PINE BEND BLUFFS TRAILHEAD IN INVER GROVE HTS-CONSTRUCT MISS RIVER REGIONAL PED/BIKE TRAIL	1.6	EN	PEDESTRIAN BIKE TRAIL	TEA	966,000	772,800	0	0	0	193,200
1810	M	PED/BIKE	107-090-06	BLOOMINGTON	FROM 20TH AVE TO 22ND AVE IN BLOOMINGTON-CONSTRUCT PED/BIKE BRIDGE OVER KILLEBREW DR SO OF THE MALL OF AMERICA	0.0	EN	PEDESTRIAN BIKE BRIDGE	TEA	1,260,000	1,008,000	0	0	0	252,000
1811	M	PED/BIKE	141-020-107	MINNEAPOLIS	ALONG CEDAR AND FRANKLIN AVES IN MPLS-IMPROVE PED ACCESS AND SAFETY BY INSTALLING LIGHTING, IMPROVING STREET X-INGS, SIGNING, ETC	0.0	EN	SPOT IMPROVEMENT	TEA	1,412,250	840,000	0	0	0	572,250
1816	M	PED/BIKE	146-090-01AC	MOUNDS VIEW	FROM CO RD H TO SILVER LAKE RD IN MOUNDS VIEW-CONSTRUCT CSAH 10 CORRIDOR TRAIL(AC PAYBACK)	1.3	EN	PEDESTRIAN BIKE TRAIL	TEA	525,000	525,000	0	0	0	0
Summary for Year = 2009 (35 projects)										27,612,359	13,558,536	1,682,548	\$0	\$27,000	\$14,026,823

Highway Safety Improvement Program (HSIP)

HIGHWAY SAFETY IMPROVEMENT PROGRAM (HSIP)

A new core program under SAFETEA-LU, the Highway Safety Improvement Program (HSIP), replaces the former STP Hazard Elimination Safety setaside Program (HES). The HSIP aims to achieve a significant reduction of traffic fatalities and serious injuries on all public roads. A \$220 million setaside is taken off the top of this fund for Railway-Highway Crossing Program with the remainder apportioned to States based on a formula. A small portion of each state's apportionment is to be used for construction and operational improvements on high-risk rural roads.

Mn/DOT estimates apportionment levels of about \$20 million for FY 2007 through 2009. Actual dollars available is dependent on the obligation authority set in the annual Appropriations Bills. Using this estimate of apportionment and an estimated obligation limitation of 85%, the Office of Traffic Operations and Security have developed annual HSIP goals for each District/ATP giving the District/ATPs a general idea of the investment level for HSIP.

The Highway Safety Improvement Program funding included in the 2007-2009 STIP is shown in Figure A-3.

	2007	2008	2009	TOTAL
Federal Highway Funds	13.5	22.4	14.7	50.7

This page left blank intentionally

Highway Safety Improvement Projects
Fiscal Year: 2007

STIP for FY 2007-2009

Seq #	ATP	Route System	Project Number	Agency	Description	Miles	Program	Type of Work	Proposed Funds	Total	FHWA	AC	FTA	TH	Other
55	1	TH 1, 169	6936-16	MN/DOT	INTERSECTION OF TH 1 AND ST. LOUIS CO RD 77, TURN LANES, N JCT TH 53 TO PIKE RIVER, 6 TURN LANES (ELLA)	0.0	SH	TURN LANES	HSIP	1,037,891	934,102	0	0	103,789	0
273	2	MSAS 13	119-124-01S	EAST GRAND FORKS	**HPP MN117** EGF - EXTEND 13TH ST SE FROM 17TH AVE SE TO BYGLAND RD, IMPROVE ACCESS	0.2	SH	GRADE AND SURFACE	HSIP	283,333	255,000	0	0	0	28,333
274	2	TH 1	0402-05S	MN/DOT	ON TH 89 FROM THE N. RESERVATION LINE TO THE N JCT. TH 1, (RP 59.0 TO 54.0) & ON TH 1 FROM THE N JCT. 89 TO S JCT TH 89 (RP 89.331 TO 117.1) & ON TH 89 FROM S JCT TH 1 TO S RESERVATION LINE (RP 26.03 TO 21.9), RUMBLE STRIPS, TURN LANES	37.5	SH	BITUMINOUS OVERLAY	HSIP	200,000	180,000	0	0	20,000	0
277	2	TH 32	5402-06S	MN/DOT	CLAY/NORMAN CO LINE TO S JCT TH 200 & ON TH 200 FROM S JCT TH 32 TO 2.0 MI N, RUMBLE STRIPS AND TURN LANES	12.3	SH	MILL AND OVERLAY	HSIP	500,000	450,000	0	0	50,000	0
279	2	TH 32	5703-42S	MN/DOT	ST HILAIRE TO THIEF RIVER FALLS, RESURFACING, BIT ON SHLDS, REPAIR BLOWUP (SAFETY PORTION-RUMBLE STRIPS, TURN LANE, BYPASS LANE & SHOULDERS)	6.9	SH	MILL AND OVERLAY	HSIP	600,000	540,000	0	0	60,000	0
284	2	TH 87	2909-15S	MN/DOT	TH 71 TO TH 64 (MILL & INLAY) & FLATTEN CURVE, WITH ADDITION OF SHLDS, 11.1 MI E OF TH 71	18.9	SH	MILL AND INLAY	HSIP	400,000	360,000	0	0	40,000	0
286	2	TH 89	6806-20S	MN/DOT	WANNASKA TO TH 11 IN ROSEAU, BYPASS AND TURN LANES	13.8	SH	BITUMINOUS OVERLAY	HSIP	300,000	270,000	0	0	30,000	0
289	2	TH 999	8822-44	MN/DOT	DISTRICTWIDE GUARD RAIL END TREATMENT REPLACEMENTS	0.0	SH	GUARD RAIL	HSIP	300,000	270,000	0	0	30,000	0
445	3	CSAH 2	77-602-15 & 77-611-27	TODD COUNTY	AT TODD CSAH 2/TODD CSAH 11 INTERSECTION, GEOMETRIC IMPROVEMENTS	1.5	SH	GRADE AND SURFACE	HSIP	280,900	252,810	0	0	0	28,090
464	3	TH 10	7102-115	MN/DOT	JCT TH 10 AT BRADLEY BLVD IN BECKER, INTERSECTION REVISION (HSIP PROJECT)	0.0	SH	SPOT IMPROVEMENT	HSIP	150,000	135,000	0	0	15,000	0
465	3	TH 10	7102-118	MN/DOT	AT TH 10, SHERBURNE CR 81/200TH STREET INTERSECTION, SIGNAL AND GEOMETRIC IMPROVEMENTS (MUNICIPAL AGREEMENT)	0.3	SH	SPOT IMPROVEMENT	HSIP	250,000	225,000	0	0	25,000	0
471	3	TH 24	8611-18S	MN/DOT	WIDEN SHLDS FROM N POPLAR AVE IN ANNANDALE TO JCT I-94 IN CLEARWATER INCL BRIDGE REPLACEMENT (BR 6926) (AC PROJECT, PAYBACK IN 2008)	12.5	SH	SHOULDER WIDENING	HSIP	671,561	335,780	2,686,246	0	335,781	0
474	3	I 94	8680-148	MN/DOT	INSTALL MEDIAN CABLE GUARDRAIL AT VARIOUS LOCATIONS FROM WRIGHT CR 111 0.3 MI W OF ENFIELD REST AREA EXIT TO JCT TH 241 IN ST. MICHAEL	18.0	SH	GUARD RAIL	HSIP	677,166	541,733	0	0	135,433	0
478	3	TH 210	1806-68S	MN/DOT	1.1 MI E OF 4-LANE NEAR BRAINERD TO 6TH AVE IN IRONTON, MILL & OVERLAY, INCL SHOULDER PAVING AND LTL AT AIRPORT ENTRANCE	9.9	SH	MILL AND OVERLAY	HSIP	300,000	270,000	0	0	30,000	0

Highway Safety Improvement Projects
Fiscal Year: 2007

STIP for FY 2007-2009

Seq #	ATP	Route System	Project Number	Agency	Description	Miles	Program	Type of Work	Proposed Funds	Total	FHWA	AC	FTA	TH	Other
705	4	CSAH 20	76-620-19	SWIFT COUNTY	CURVE REALIGNMENT 6.5 MILES WEST OF JUNCTION CSAH20 AND TH 9	1.0	SH	GRADE AND SURFACE	HSIP	280,210	252,189	0	0	0	28,021
712	4	TH 10	0301-47S	MN/DOT	IN DETROIT LAKES, RECONSTRUCTION (HSIP PORTION) (BAP PROJECT, PAYBACK IN 2008-10)	5.7	SH	GRADE,SURFACE & BRIDGE	HSIP BF	300,000	0	2,700,000	0	0	300,000
715	4	TH 10	1401-139S	MN/DOT	EAST LIMITS OF DILWORTH TO HAWLEY (EB LANES ONLY), TURN LANES, REMOVE MEDIAN CROSSOVERS	18.0	SH	MILL AND OVERLAY	HSIP	1,320,000	1,188,000	0	0	132,000	0
869	6	TH 16	2801-84S	MN/DOT	IN LA CRESCENT FR 0.43 MI SW OF JCT TH 61 TO JCT TH 61 & 500' OF CSAH 6 AND RECONFIG INTERSECTION, ADD TURN LANES, NEW SIGNAL	0.4	SH	GRADE AND SURFACE	HSIP	420,182	378,164	0	0	42,018	0
877	6	TH 61	2805-62S	MN/DOT	IN LA CRESCENT (DIKE ROAD) OVER CP RR AND CITY STREET, BR 5475 & RECONFIG INTERSECTION, ADD TURN LANES, NEW SIGNAL	0.7	SH	GRADE AND SURFACE	HSIP	763,337	687,003	0	0	76,334	0
1064	7	TH 19	4003-21S	MN/DOT	EAST SIDE OF NEW PRAGUE, SAFETY IMPROVEMENT FROM CSAH 37 TO ALTON AVE.	0.7	SH	CHANNELIZATION	HSIP	1,100,000	1,000,000	0	0	100,000	0
1070	7	TH 169	5211-48S	MN/DOT	ACCEL LANE AT WACO NEAR HAPPY CHEF	1.0	SH	TURN LANES	HSIP	1,160,000	1,044,000	0	0	116,000	0
1380	M	CSAH 9	02-609-14	ANOKA COUNTY	ROUND LK BLVD(CSAH 9) AT NORTHDAL BLVD(CR 79) IN COON RAPIDS, DUAL LEFT TURN LANES, TRAF SIGNAL REVISION, ETC	0.1	SH	TRAFFIC SIGNAL REVISION	HSIP	166,200	149,580	0	0	0	16,620
1406	M	CITY	62-665-42	RAMSEY COUNTY	WHITE BEAR AVE AT MARYLAND AVE IN ST PAUL, CHANNELIZATION, TRAFFIC SIGNAL, ETC	0.2	SH	CHANNELIZATION	HSIP	711,660	640,494	0	0	0	71,166
1416	M	CSAH 19	82-619-18	WASHINGTON COUNTY	CSAH 19 (KEATS AVE) AND I-94 NORTH RAMPS-TRAFFIC SIGNAL & INTERCONNECT SYSTEM INSTALLATION(AC PROJECT, PAYBACK IN 2009)	0.0	SH	SPOT IMPROVEMENT	HSIP	63,000	0	567,000	0	0	63,000
1439	M	MSAS 165	141-165-29	MINNEAPOLIS	CHICAGO AVE(MSAS 165) FROM 24TH ST TO 31ST ST IN MPLS, ADD MAST ARM OVERHEAD SIGNAL INDICATORS AT 5 INTERSECTIONS	0.6	SH	TRAFFIC SIGNAL REVISION	HSIP	210,520	189,468	0	0	0	21,052
1460	M	CITY	195-114-04	EAGAN	DUCKWOOD DRIVE AT PILOT KNOB RD, CHANNELIZATION, TRAFFIC SIGNAL, ETC	0.1	SH	CHANNELIZATION	HSIP	527,221	474,499	0	0	0	52,722
1494	M	TH 51	6216-116	MN/DOT	NB SNELLING AVE IN ROSEVILLE FROM ROSELAWN AVE TO EB TH 36 ENT RAMP, ADD 3RD LANE, TRAF SIGNAL REV AT CR B, ETC	0.4	SH	GRADE AND SURFACE	HSIP LF	2,000,000	997,200	0	0	752,800	250,000
1960	C	TH 999	880C-CB-07	MN/DOT	COMP HIGHWAY SAFETY PLAN - MN/DOT CABLE MEDIAN BARRIER PROJECTS	0.0	SH	MEDIAN BARRIER	HSIP	1,500,000	1,500,000	0	0	0	0
Summary for Year = 2007 (28 projects)										\$16,473,181	\$13,520,022	\$5,953,246	\$0	\$2,094,155	\$859,004

**Highway Safety Improvement Projects
Fiscal Year: 2008**

STIP for FY 2007-2009

Seq #	ATP	Route System	Project Number	Agency	Description	Miles	Program	Type of Work	Proposed Funds	Total	FHWA	AC	FTA	TH	Other
139	1	TH 2	3103-61S & 3104-51S	MN/DOT	WEST LIMITS OF GRAND RAPIDS TO E JCT OF TH 169, MILL & INLAY, SIGNAL INTERCONNECT, LEFT TURN LANES, REMOVE PARKING (ELLA)	1.6	SH	TRAFFIC SIGNAL REVISION	HSIP	206,950	186,255	0	0	20,695	0
143	1	TH 53	6915-129S	MN/DOT	TH 194 TO 0.25 MI N OF HAINES ROAD IN DULUTH, NEW KOHL'S INTERSECTION AND MISC ACCESS MGMT IMPROVEMENTS	0.9	SH	GRADE AND SURFACE	HSIP	613,600	552,240	0	0	61,360	0
145	1	TH 65	0111-25S	MN/DOT	0.1 MI N OF AITKIN CSAH 4 TO JCT TH 210, PAVEMENT RECLAMATION, TURN LANES AND BYPASS LANE (ELLA)	9.2	SH	TURN LANES	HSIP	200,000	180,000	0	0	20,000	0
149	1	TH 169	3116-133S	MN/DOT	E JCT OF TH 2 TO 9TH AVENUE IN GRAND RAPIDS, SIGNAL INTERCONNECT, LEFT TURN LANE, REMOVE PARKING (ELLA)	0.3	SH	TRAFFIC SIGNAL REVISION	HSIP	68,188	61,369	0	0	6,819	0
326	2	TH 34	1105-08S	MN/DOT	E JCT TH 64 TO TH 371 IN WALKER, (PLUS \$1,386,660 ATP 3 FUNDS, SEE 1105-08M), RUMBLE STRIPS, BYPASS, TURN LANES	9.7	SH	MILL AND OVERLAY	HSIP	106,929	96,236	0	0	10,693	0
327	2	TH 200	1112-09S	MN/DOT	HUBBARD CSAH 71B & TH 200 IN LAPORTE TO TH 371, (PLUS \$379,500 ATP 3 FUNDS, SEE 1112-09M), TURN LANES, BYPASS LANES, REALIGN	7.8	SH	BITUMINOUS OVERLAY	HSIP	250,000	225,000	0	0	25,000	0
329	2	TH 71	2904-17	MN/DOT	S OF PARK RAPIDS, JCT TH 87 & TH 71, LIGHTING & TURN LANES	0.0	SH	LIGHTING	HSIP	225,000	202,500	0	0	22,500	0
332	2	TH 11	3901-39S	MN/DOT	0.4 MI W OF WILLIAMS TO 7.6 MI W OF TH 172 (W OF BAUDETTE) TURN LANES	9.3	SH	MILL AND OVERLAY	HSIP	70,000	63,000	0	0	7,000	0
334	2	TH 75	5409-27S	MN/DOT	SHELLY TO CLIMAX, ADD TURN LANES	10.1	SH	MILL AND OVERLAY	HSIP	100,000	90,000	0	0	10,000	0
335	2	TH 2B	6001-57S	MN/DOT	IN EAST GRAND FORKS, FROM DEMERS & 4TH ST NW TO USTH 2, TRAFFIC SIGNAL UPGRADE	2.5	SH	MILL AND INLAY	HSIP	100,000	90,000	0	0	10,000	0
337	2	TH 59	6009-13S	MN/DOT	ERSKINE TO BROOKS, (ELLA), RUMBLE STRIPS, TURN LANES	10.5	SH	MILL AND OVERLAY	HSIP	400,000	360,000	0	0	40,000	0
339	2	TH 11	6802-28S	MN/DOT	TH 32 TO 2.2 MI W OF BADGER, RUMBLE STRIPS, TURN LANES, PAVED SHOULDERS	6.8	SH	BITUMINOUS RECLAMATION	HSIP	200,000	180,000	0	0	20,000	0
544	3	TH 10	7102-119	MN/DOT	AT BNSF RR CROSSING OVERPASS E OF BIG LAKE, INSTALL CONCRETE AND HIGH TENSION CABLE MEDIAN BARRIER	0.5	SH	TRAFFIC BARRIER	HSIP	256,000	230,400	0	0	25,600	0
548	3	TH 15	7303-46	MN/DOT	INTERSECTION REVISION & SIGNAL AT STEARNS CSAH 47/CSAH 136 S OF LUXEMBURG	0.0	SH	TURN LANES	HSIP	450,000	405,000	0	0	45,000	0
549	3	TH 24	8611-18SAC	MN/DOT	WIDEN SHLDS FROM N POPLAR AVE IN ANNANDALE TO JCT I-94 IN CLEARWATER INCL BRIDGE REPLACEMENT (BR 69262) (AC PAYBACK)	12.5	SH	SHOULDER WIDENING	HSIP	2,686,246	2,686,246	0	0	0	0

Highway Safety Improvement Projects
Fiscal Year: 2008

STIP for FY 2007-2009

Seq #	ATP	Route System	Project Number	Agency	Description	Miles	Program	Type of Work	Proposed Funds	Total	FHWA	AC	FTA	TH	Other
557	3	TH 65	3003-45	MN/DOT	ISANTI CO CSAH 5 IN ISANTI, INSTALL DUAL LTL IN NBL	0.0	SH	TURN LANES	HSIP	200,000	180,000	0	0	20,000	0
563	3	I 94	8680-149	MN/DOT	EB EXIT RAMP TH 24 IN CLEARWATER TO WRIGHT CR 111 0.3 MI W OF ENFIELD REST AREA EXIT, INSTALL MEDIAN CABLE GUARDRAIL	8.3	SH	GUARD RAIL	HSIP	670,000	603,000	0	0	67,000	0
570	3	TH 371	1810-96	MN/DOT	CONSTRUCT LTL INCL. SIGNAL AT CSAH 16 N OF PEQUOT LAKES	0.5	SH	TURN LANES	HSIP	400,000	360,000	0	0	40,000	0
925	6	TH 3	6612-95S	MN/DOT	REPLACE BR 6842 S OF DUNDAS OVER CANNON RIVER AND BR 5337 OVER RR 2.7 MI NE OF JCT TH 21 (NEAR FARIBAULT) PLUS CONSTRUCT VARIOUS INTERSECTION SAFETY IMPROVEMENTS BETWEEN FARIBAULT AND NORTHFIELD (AC PROJECT, PAYBACK IN 2009)	0.0	SH	BRIDGE REPLACEMENT	HSIP	250,000	225,000	0	0	25,000	0
929	6	I 35	7480-111	MN/DOT	TRAFFIC SIGNAL INSTALLATION AT I-35 EAST RAMPS AND TH 14 WEST/HOFFMAN ST IN OWATONNA	0.0	SH	TRAFFIC SIGNAL INST.	HSIP	150,000	135,000	0	0	15,000	0
932	6	TH 52	2505-43	MN/DOT	INTERCHANGE LIGHTING AT JCTS TH 60 (N & S) AND TH 58	0.0	SH	LIGHTING	HSIP	220,000	198,000	0	0	22,000	0
933	6	TH 52	5507-54	MN/DOT	JCT OLMSTED CSAH 1 AND JCT OLMSTED CSAH 36, S OF ROCHESTER, INTERCHANGE LIGHTING	0.0	SH	LIGHTING	HSIP	130,000	117,000	0	0	13,000	0
936	6	TH 52	5508-84SAC1	MN/DOT	ORONOCO - DESIGN BUILD - BAP - (HES AC PAYBACK)	4.1	SH	GRADE,SURFACE & BRIDGE	HSIP	5,000,000	5,000,000	0	0	0	0
937	6	TH 52	8826-40	MN/DOT	STAGE 1 - ACCESS MANAGEMENT AND AT-GRADE INTERSECTION SAFETY IMPROVEMENTS IN GOODHUE AND OLMSTED COUNTIES	63.4	SH	GRADE AND SURFACE	HSIP	650,000	520,000	0	0	130,000	0
1248	8	TH 7	1003-28S & 4302-50S	MN/DOT	SILVER LAKE TO TH 25, REGRADE, RESURF, REPLACE SHLDS, LEFT TURN LN @ CSAH 9 (OVERLAPS METRO PROJECT, SP 1003-30)	15.9	SH	MILL AND OVERLAY	HSIP	2,000,000	1,600,000	0	0	400,000	0
1250	8	TH 12	3403-65	MN/DOT	AT THE JCT OF TH 12 & TH 40 (WILLMAR), INSTALL FREE RIGHT TURN LANE	1.0	SH	TURN LANES	HSIP	60,000	54,000	0	0	6,000	0
1251	8	TH 15	4305-24	MN/DOT	AT THE JCT OF TH 15 & N HIGH DRIVE (HUTCHINSON), INSTALL SIGNAL	0.0	SH	TRAFFIC SIGNAL INST.	HSIP	300,000	270,000	0	0	30,000	0
1251	8	TH 15	4305-24L	MN/DOT	AT THE JCT OF TH 15 & N HIGH DRIVE (HUTCHINSON), INSTALL SIGNAL (LOCAL SHARE)	0.0	SH	TRAFFIC SIGNAL INST.	HSIP	300,000	270,000	0	0	0	30,000
1252	8	TH 19	4205-35	MN/DOT	JCT TH 23 TO TWP 205 IN MARSHALL, WIDEN & RE-GRADE	1.0	SH	GRADE AND SURFACE	HSIP	2,469,400	1,975,520	0	0	493,880	0
1252	8	TH 19	4205-35L	MN/DOT	JCT TH 23 TO TWP 205 IN MARSHALL, WIDEN & RE-GRADE (LOCAL SHARE)	1.0	SH	GRADE AND SURFACE	HSIP	30,600	24,480	0	0	0	6,120

**Highway Safety Improvement Projects
Fiscal Year: 2008**

STIP for FY 2007-2009

Seq #	ATP	Route System	Project Number	Agency	Description	Miles	Program	Type of Work	Proposed Funds	Total	FHWA	AC	FTA	TH	Other
1606	M	CSAH 18	02-618-25	ANOKA COUNTY	ON CROSSTOWN BLVD(CSAH 18) AT TH 65 IN HAM LAKE-TURN LANES, CHANNELIZATION, TRAF SIGNAL REV, ETC	0.2	SH	GRADE AND SURFACE	HSIP	1,160,000	1,044,000	0	0	0	116,000
1616	M	CSAH 47	19-686-08	DAKOTA COUNTY	ON NORTHFIELD BLVD(CSAH 47) AT 280TH ST(CSAH 86) IN SCIOTA & CASTLE ROCK TWP- INTERSECTION IMPROVEMENTS INCLUDING TURN LANES, SIGHT DISTANCE CORRECTIONS, SHLDS, ETC	0.2	SH	GRADE AND SURFACE	HSIP	837,778	754,000	0	0	0	83,778
1645	M	MSAS 164	155-164-11	PLYMOUTH	ON FERNBROOK LN(MSAS 164) FROM 27TH AVE TO 34TH AVE IN PLYMOUTH-CHANNELIZATION, ADDITIONAL LANES, TRAFFIC SIGNAL, ETC	0.3	SH	GRADE AND SURFACE	HSIP	2,600,000	918,720	0	0	0	1,681,280
1681	M	TH 52	1907-68	MN/DOT	111TH TO OLD CONCORD IN INVER GROVE HTS- CONSTRUCT FRONTAGE RD, ACCESS MGMT, ETC(\$.95M OF FY 2007 & \$.87M OF FY 2008 ACCESS MANAGEMENT FUNDS & \$100,000 OF SC FUNDS INCLUDED; OTHER IS COUNTY-\$0.5M, CITY-\$0.26, POSSIBLE AM=\$0.95)	0.4	SH	GRADE AND SURFACE	HSIP	4,674,000	1,044,000	0	0	1,920,000	1,710,000
1979	C	TH 999	880C-CB-08	MN/DOT	COMP HIGHWAY SAFETY PLAN - MN/DOT CABLE MEDIAN BARRIER PROJECTS	0.0	SH	MEDIAN BARRIER	HSIP	1,500,000	1,500,000	0	0	0	0
Summary for Year = 2008 (35 projects)										29,534,691	22,400,966	\$0	\$0	\$3,506,547	\$3,627,178

Highway Safety Improvement Projects
Fiscal Year: 2009

STIP for FY 2007-2009

Seq #	ATP	Route System	Project Number	Agency	Description	Miles	Program	Type of Work	Proposed Funds	Total	FHWA	AC	FTA	TH	Other
382	2	TH 9	6010-26S	MN/DOT	NORMAN/POLK CO LINE TO TH 2 E OF CROOKSTON, TURN LANES, PAVED SHOULDERS	18.3	SH	BIT. COLD INPLACE RECYCLING	HSIP	300,000	270,000	0	0	30,000	0
384	2	TH 11	6802-27S	MN/DOT	2.2 MI W OF BADGER (RP 55.0) TO E TH 89 IN ROSEAU, EDGELINE RUMBLE STRIPS, TURN LANES, PAVED SHOULDERS	15.7	SH	BITUMINOUS RECLAMATION	HSIP	500,000	450,000	0	0	50,000	0
386	2	TH 75	5406-16S	MN/DOT	CLAY/NORMAN CO LINE TO TH 200 IN HALSTAD, (ELLA), EDGE LINE RUMBLE STRIPS, TURN LANES, PAVED SHOULDERS	13.8	SH	MILL AND OVERLAY	HSIP	300,000	270,000	0	0	30,000	0
390	2	TH 102	6014-16S	MN/DOT	TH 32 TO CROOKSTON, PAVED SHOULDERS	19.0	SH	BITUMINOUS OVERLAY	HSIP	100,000	90,000	0	0	10,000	0
400	2	TH 999	8802-SHL-09	ATP 2	DISTRICTWIDE - SAFETY PROGRAM - LOCAL - FY 2009	0.0	SH	AFETY TARGET	HSIP	300,000	300,000	0	0	0	0
649	3	TH 25	7104-19	MN/DOT	SHERBURNE CO CSAH 11 IN MONTICELLO, INSTALL DUAL LTL IN NBL	0.0	SH	TURN LANES	HSIP	700,000	630,000	0	0	70,000	0
654	3	TH 65	3004-57	MN/DOT	INSTALL LEFT TURN LANE AT CSAH 3 IN STANCHFIELD	0.5	SH	TURN LANES	HSIP	486,000	437,400	0	0	48,600	0
655	3	TH 65	3308-41	MN/DOT	INSTALL LEFT TURN LANE AT CSAH 3 AT HINCKLEY SHORTCUT	0.5	SH	TURN LANES	HSIP	378,000	340,200	0	0	37,800	0
659	3	I 94	7380-224	MN/DOT	INSTALL MEDIAN CABLE GUARD RAIL FROM ALBANY TO JCT TH 15 NEAR ST. CLOUD	11.5	SH	MEDIAN BARRIER	HSIP	2,054,273	1,848,846	0	0	205,427	0
807	4	TH 28	7504-21	MN/DOT	MORRIS HIGHWAY 28 & 59 ROUNDABOUT	0.4	SH	GRADE AND SURFACE	HSIP	1,200,000	1,080,000	0	0	120,000	0
999	6	I 35	6680-102	MN/DOT	INSTALL MEDIAN GUARDRAIL FROM N. END BR. #66826 T.H. 19 TO DAKOTA CSAH 2	7.2	SH	MEDIAN BARRIER	HSIP	750,000	675,000	0	0	75,000	0
1000	6	I 35	8826-42	MN/DOT	INSTALL STRUCTURAL SNOW FENCE ALONG I-35 FOR APPROX. 6 MILES (STAGE 1)	6.0	SH	FENCING	HSIP	750,000	675,000	0	0	75,000	0
1008	6	TH 61	2514-114	MN/DOT	WITHERS HARBOR DR TO TH 19 (STAGE 1 AND STAGE 2) INCLUDING CAROL LANE ACCESS MANAGEMENT	8.2	SH	GRADE AND SURFACE	HSIP	1,000,000	900,000	0	0	100,000	0
1015	6	TH 999	8826-39	MN/DOT	INSTALL CENTERLINE AND SHOULDER RUMBLE STRIPS ON VARIOUS TRUNK HIGHWAYS	0.0	SH	CENTERLINE RUMBLE STRIPS	HSIP	200,000	180,000	0	0	20,000	0
1016	6	TH 999	8806-ACC-09	MN/DOT	DISTRICTWIDE SETASIDES - ACCESS MANAGEMENT - F.Y. 2009	0.0	SH	ACQUIRE ACCESS CONTROL	HSIP	500,000	450,000	0	0	50,000	0
1021	6	TH 999	8806-GR-09	MN/DOT	DISTRICTWIDE SETASIDES - TWISTED END GUARDRAIL - F.Y. 2009	0.0	SH	GUARD RAIL	HSIP	235,000	211,500	0	0	23,500	0
1023	6	TH 999	8806-LT-09	MN/DOT	DISTRICTWIDE SETASIDES - LIGHTING - F.Y. 2009 (FED HSIP)	0.0	SH	LIGHTING	HSIP	100,000	85,000	0	0	15,000	0

**Highway Safety Improvement Projects
Fiscal Year: 2009**

STIP for FY 2007-2009

Seq #	ATP	Route System	Project Number	Agency	Description	Miles	Program	Type of Work	Proposed Funds	Total	FHWA	AC	FTA	TH	Other
1777	M	CSAH 1	02-601-43	ANOKA COUNTY	CSAH 1 (COON RAPIDS BLVD) AT CSAH 18 (CROOKED LAKE BLVD.) IN COON RAPIDS-CHANNELIZATION, TRAFFIC SIGNAL UPGRADES, ETC	0.0	SH	SPOT IMPROVEMENT	HSIP	367,500	330,750	0	0	0	36,750
1790	M	CSAH 31	62-631-05	RAMSEY COUNTY	ON MARYLAND AVE AT RICE ST IN ST PAUL-RECONSTRUCTION, WIDENING, UPGRADE TRAFFIC SIGNAL, ETC	0.0	SH	SPOT IMPROVEMENT	HSIP	787,500	708,750	0	0	0	78,750
1799	M	CSAH 19	82-619-18AC	WASHINGTON COUNTY	CSAH 19 (KEATS AVE) AND I-94 NORTH RAMPS-TRAFFIC SIGNAL & INTERCONNECT SYSTEM INSTALLATION (AC PAYBACK)	0.0	SH	SPOT IMPROVEMENT	HSIP	567,000	567,000	0	0	0	0
1809	M	CITY	107-020-58	BLOOMINGTON	90TH ST. AND CSAH 52 (NICOLLET AVE)-LEFT TURN LANES, SIGNAL UPGRADES, INTERSECTION IMPROVEMENTS (ALSO SAP 107-130-34)	0.0	SH	SPOT IMPROVEMENT	HSIP	987,000	888,300	0	0	0	98,700
1815	M	CITY	141-366-15	MINNEAPOLIS	ON 31ST ST AT 9 LOCATIONS FROM HENNEPIN TO 2ND AVE IN MPLS-OVERHEAD SIGNAL INDICATIONS-PHASE 1	0.0	SH	TRAFFIC SIGNAL INST.	HSIP	472,500	425,250	0	0	0	47,250
1867	M	TH 52	1928-52	MNDOT	AT THOMPSON AVE & WENTWORTH AVE RAMP TERMINII IN W ST PAUL & S ST PAUL-CONSTRUCT ROUNDABOUTS	0.3	SH	GRADE AND SURFACE	HSIP	1,575,000	1,417,500	0	0	157,500	0
1998	C	TH 999	880C-CB-09	MN/DOT	COMP HIGHWAY SAFETY PLAN - MN/DOT CABLE MEDIAN BARRIER PROJECTS	0.0	SH	MEDIAN BARRIER	HSIP	1,500,000	1,500,000	0	0	0	0
Summary for Year = 2009 (24 projects)									\$16,109,773		\$14,730,496	\$0	\$0	\$1,117,827	\$261,450

Transit Programs

FTA

- ✓ Urbanized Area Formula Program (Section 5307)
- ✓ Capital Program (Section 5309)
- ✓ Elderly and Person with Disabilities Program (Section 5310)
- ✓ Non-Urbanized Area Formula Program (Section 5311)
- ✓ Job Access – Reverse Commute Program (Section 3037)
- ✓ New Freedom (Section 5317)
- ✓ Alternative Analysis (Section 5339)

FHWA

- ✓ Surface Transportation Program --Transit Capital
- ✓ Congestion Mitigation & Air Quality (CMAQ)
- ✓ FHWA Earmarks

TRANSIT PROGRAMS

Federal Transit Administration (FTA)

A portion of the federal gas tax is placed in the Mass Transit Account of the Federal Highway Trust Fund. These funds are reserved for transit purposes and are managed by the FTA. Transit funding authorized by SAFETEA-LU is managed in several different ways. Some transit funding is earmarked by Congress, some is distributed by formula and some is allocated to the states and/or transit authorities by FTA.

In Minnesota, FTA transit allocations for rural and small urban transit capital and operating assistance is managed by Mn/DOT's Office of Transit (OT). These formula programs include the Elderly and Persons with Disabilities Program (capital assistance), the Non-Urbanized Area Formula Program (capital and operating assistance), the Job Access-Reverse Commute Program (JARC) and the New Freedom Program. Federal capital and operating assistance for urbanized areas of over 50,000 population (Urbanized Area Formula Program, JARC and New Freedom,) is provided directly to the urbanized area transit agency by FTA. In addition, FTA works directly with the states and/or transit agencies in urbanized areas to allocate discretionary capital funds under the Capital Program for major capital needs such as fleet replacement and construction of transit facilities.

Federal Highway Administration (FHWA)

An investment in transit capital is eligible for federal highway funding under SAFETEA-LU through the Surface Transportation Program (STP) or Congestion Mitigation and Air Quality (CMAQ). STP and CMAQ transit projects are prioritized by the ATP.

Transit funding from FTA and FHWA is estimated in Figure A-4. Each of these programs are displayed in the Program Listing section of this document.

Figure A-4 TRANSIT FUNDING BY SOURCE AND YEAR (\$ MILLIONS)					
SOURCE	PROG	2007	2008	2009	TOTAL*
FTA					
Urbanized Area Formula (Section 5307)	B9	89.0	55.0	58.8	202.8
Capital Program (Section 5309)	B3	58.9	77.8	55.8	192.3
Elderly and Persons with Disabilities (Section 5310)	NB	0	0	0	0
Non-Urbanized Area (Section 5311)	OB	4.8	4.8	4.8	14.3
Job Access & Reverse Commute (Section 3037)	JA	2.0	1.0	0.9	3.9
New Freedom (Section 5317)	NF	1.0	0.6	0.6	2.2
Alternative Analysis (Section 5339)	AA	2.0	0	0	2.0
Transit Capital (STP)	TR	7.6	3.8	5.6	17.0
Congestion Mitigation & Air Quality (CMAQ)	TR	12.1	16.3	22.8	51.2
FHWA Earmarks	TR	23.4	15.0	10.2	48.5
FEDERAL SUBTOTAL*		200.7	174.3	159.4	534.4
OTHER		124.2	79.4	80.6	284.2
TOTAL*		324.9	253.6	240.0	818.6

*may not total correctly due to rounding

FTA SECTION 5307

Fiscal Year: 2007

STIP for FY 2007-2009

Seq #	ATP	Route System	Project Number	Agency	Description	Miles	Program	Type of Work	Proposed Funds	Total	FHWA	AC	FTA	TH	Other
3	1	BB	TRF-0016-07A	DULUTH TRANSIT AUTHORITY	SECT 5307: DULUTH DIAL-A-RIDE TRANSIT OPERATING ASSISTANCE	0.0	B9	OPERATE BUS	LF	444,698	0	0	0	0	444,698
4	1	BB	TRF-0016-07B	DULUTH TRANSIT AUTHORITY	SECT 5307: DULUTH TRANSIT OPERATING ASSISTANCE REGULAR ROUTE	0.0	B9	OPERATE BUS	FTA	8,276,509	0	0	1,105,000	0	7,171,509
5	1	BB	TRF-0016-07C	DULUTH TRANSIT AUTHORITY	SECT. 5307: DULUTH TRANSIT CAPITAL	0.0	B9	BUS GRANT CAPITAL IMPROVEMENT	FTA	188,702	0	0	150,962	0	37,740
247	2	BB	TRF-0018-07A	EAST GRAND FORKS TRANSIT	SECT 5307: EAST GRAND FORKS DAR TRANSIT OPERATING ASSISTANCE	0.0	B9	OPERATE BUS	LF	60,000	0	0	0	0	60,000
248	2	BB	TRF-0018-07B	EAST GRAND FORKS TRANSIT	SECT 5307: EAST GRAND FORKS FIXED ROUTE TRANSIT OPERATING ASSISTANCE	0.0	B9	OPERATE BUS	FTA	205,000	0	0	62,700	0	142,300
249	2	BB	TRF-0018-07C	EAST GRAND FORKS TRANSIT	SECT 5307: EAST GRAND FORKS TRANSIT SHELTER	0.0	B9	BUS GRANT CAPITAL IMPROVEMENT	FTA	40,000	0	0	32,000	0	8,000
250	2	BB	TRF-0018-07D	EAST GRAND FORKS TRANSIT	SECT 5307: EAST GRAND FORKS RR PURCHASE 1 BUS (CLASS 600)	0.0	B9	PURCHASE BUS	FTA	192,170	0	0	159,500	0	32,670
403	3	BB	TRF-0048-07A	ST CLOUD	SECT 5307: DIAL A RIDE TRANSIT SERVICE OPERATING ASSISTANCE	0.0	B9	OPERATE BUS	LF	2,311,000	0	0	0	0	2,311,000
404	3	BB	TRF-0048-07B	ST CLOUD	SECT 5307: FIXED ROUTE TRANSIT SERVICE OPERATING ASSISTANCE	0.0	B9	OPERATE BUS	FTA	5,247,160	0	0	626,600	0	4,620,560
406	3	BB	TRF-0048-07F	ST CLOUD	SECT 5307:TRANSIT CAPITALIZED PREVENTIVE MAINTENANCE	0.0	B9	BUS GRANT CAPITAL IMPROVEMENT	FTA	841,456	0	0	673,165	0	168,291
407	3	BB	TRF-0048-07G	ST CLOUD	SECT 5309: TRANSIT CAPITAL PURCHASES, ITS PROJECTS	0.0	B9	BUS GRANT CAPITAL IMPROVEMENT	FTA	300,000	0	0	240,000	0	60,000
408	3	BB	TRF-0048-07H	ST CLOUD	SECT 5309: TRANSIT CAPITAL PURCHASES, BUS SHELTER TRANSIT AMENITY PROGRAM	0.0	B9	BUS GRANT CAPITAL IMPROVEMENT	FTA	300,000	0	0	240,000	0	60,000
409	3	BB	TRF-0048-07L	ST CLOUD	SECT 5307:TRANSIT CAPITAL PURCHASES, OFFICE EQUIPMENT AND COMPUTERS	0.0	B9	BUS GRANT CAPITAL IMPROVEMENT	FTA	25,000	0	0	20,000	0	5,000
411	3	BB	TRF-0048-07N	ST CLOUD	SECT 5307:TRANSIT CAPITAL PURCHASES, MAINTENANCE TOOLS AND EQUIPMENT	0.0	B9	BUS GRANT CAPITAL IMPROVEMENT	FTA	10,000	0	0	8,000	0	2,000
676	4	BB	TRF-0034-07A	MOORHEAD	SECTION 5307: CITY OF MOORHEAD RR TRANSIT	0.0	B9	OPERATE BUS	FTA	1,171,354	0	0	318,196	0	853,158
677	4	BB	TRF-0034-07B	MOORHEAD	SECTION 5307: MOORHEAD DIAL-A-RIDE TRANSIT	0.0	B9	OPERATE BUS	LF	156,908	0	0	0	0	156,908

FTA SECTION 5307

Fiscal Year: 2007

STIP for FY 2007-2009

Seq #	ATP	Route System	Project Number	Agency	Description	Miles	Program	Type of Work	Proposed Funds	Total	FHWA	AC	FTA	TH	Other
678	4	BB	TRF-0034-07C	MOORHEAD	SECTION 5307: MOORHEAD PLANNING ASSISTANCE	0.0	B9	PLANNING	FTA	16,320	0	0	13,056	0	3,264
679	4	BB	TRF-0034-07D	MOORHEAD	SECTION 5307: MOORHEAD PREVENTIVE MAINTENANCE	0.0	B9	CRACK REPAIR	FTA	60,000	0	0	48,000	0	12,000
680	4	BB	TRF-0034-07E	MOORHEAD	SECTION 5307: MOORHEAD BUS RELATED EQUIPMENT	0.0	B9	CRACK REPAIR	FTA	50,000	0	0	40,000	0	10,000
823	6	BB	TRF-0047-06D	ROCHESTER	SECTION 5307/5309: CITY OF ROCHESTER 75TH ST. PARK & RIDE - PHASE I (DESIGN & ENGINEERING)	0.0	B9	BUS GRANT CAPITAL IMPROVEMENT	FTA	75,000	0	0	60,000	0	15,000
824	6	BB	TRF-0047-06E	ROCHESTER	SECTION 5307/5309: CITY OF ROCHESTER DOWNTOWN BUS STOP - PHASE I (DESIGN & ENGINEERING)	0.0	B9	BUS GRANT CAPITAL IMPROVEMENT	FTA	150,000	0	0	120,000	0	30,000
825	6	BB	TRF-0047-07	ROCHESTER TRANSIT	SECT 5307: ROCHESTER DAR TRANSIT OPERATING ASSISTANCE	0.0	B9	OPERATE BUS	LF	592,659	0	0	0	0	592,659
826	6	BB	TRF-0047-07A	ROCHESTER TRANSIT	SECT 5307: ROCHESTER RR TRANSIT OPERATING ASSISTANCE	0.0	B9	OPERATE BUS	FTA	3,895,864	0	0	767,673	0	3,128,191
827	6	BB	TRF-0047-07B	ROCHESTER	SECTION 5307/5309: CITY OF ROCHESTER DOWNTOWN BUS STOP - PHASE II (CONSTRUCTION)	0.0	B9	BUS GRANT CAPITAL IMPROVEMENT	FTA	450,000	0	0	360,000	0	90,000
828	6	BB	TRF-0047-07C	ROCHESTER	SECTION 5309/5309: CITY OF ROCHESTER ST. MARY'S HUB - PHASE I (DESIGN & ENGINEERING)	0.0	B9	BUS GRANT CAPITAL IMPROVEMENT	FTA	30,000	0	0	24,000	0	6,000
829	6	BB	TRF-0047-07D	ROCHESTER	SECTION 5307/5309: CITY OF ROCHESTER 75TH ST. PARK & RIDE - PHASE II (CONSTRUCTION)	0.0	B9	BUS GRANT CAPITAL IMPROVEMENT	FTA	480,000	0	0	384,000	0	96,000
834	6	BB	TRF-3780-07	LA CRESCENT	SECT 5307: LA CRESCENT TRANSIT OPERATING ASSISTANCE	0.0	B9	OPERATE BUS	FTA	147,290	0	0	0	0	147,290
1331	M	BB	TRF-TCMT-06	MET COUNCIL - MT	SECT 5307: TWIN CITIES MET COUNCIL MT-PURCHASE 40-FOOT & ARTICULATED BUSES	0.0	B9	PURCHASE BUS	FTA	27,000,000	0	0	21,600,000	0	5,400,000
1332	M	BB	TRF-TCMT-06B	MET COUNCIL - MT	SECT 5307: TWIN CITIES MET COUNCIL MT-BUS GARAGE-FTH 2	0.0	B9	BUS CAPITAL IMPROVEMENT	FTA	7,650,000	0	0	6,120,000	0	1,530,000
1334	M	BB	TRF-TCMT-07A	MET COUNCIL - MT	SECT 5307: TWIN CITIES MET COUNCIL MT-ASSOCIATED CAPITAL MAINTENANCE-BUS	0.0	B9	BUS GRANT CAPITAL IMPROVEMENT	FTA	2,500,000	0	0	2,000,000	0	500,000
1336	M	BB	TRF-TCMT-07B	MET COUNCIL - MT	SECT 5307: TWIN CITIES MET COUNCIL MT-ASSOCIATED CAPITAL MAINTENANCE-LRT	0.0	B9	BUS CAPITAL IMPROVEMENT	FTA	312,500	0	0	250,000	0	62,500
1338	M	BB	TRF-TCMT-07C	MET COUNCIL - MT	SECT 5307: TWIN CITIES MET COUNCIL MT-PREVENTIVE MAINTENANCE	0.0	B9	BUS CAPITAL IMPROVEMENT	FTA	7,500,000	0	0	6,000,000	0	1,500,000

FTA SECTION 5307
Fiscal Year: 2007

STIP for FY 2007-2009

Seq #	ATP	Route System	Project Number	Agency	Description	Miles	Program	Type of Work	Proposed Funds	Total	FHWA	AC	FTA	TH	Other
1340	M	BB	TRF-TCMT-07D	MET COUNCIL - MT	SECT 5307: TWIN CITIES MET COUNCIL MT-1% TRANSIT ENHANCEMENTS(SIGNS, ART, SHELTERS)	0.0	B9	BUS CAPITAL IMPROVEMENT	FTA	550,000	0	0	440,000	0	110,000
1342	M	BB	TRF-TCMT-07E	MET COUNCIL - MT	SECT 5307: TWIN CITIES MET COUNCIL MT-1% SAFETY/SECURITY PROJECTS	0.0	B9	BUS CAPITAL IMPROVEMENT	FTA	550,000	0	0	440,000	0	110,000
1344	M	BB	TRF-TCMT-07F	MET COUNCIL - MT	SECT 5307: TWIN CITIES MET COUNCIL MT-0.5% TRANSIT STAFF TRAINING	0.0	B9	BUS CAPITAL IMPROVEMENT	FTA	275,000	0	0	220,000	0	55,000
1348	M	BB	TRF-TCMT-07J	MET COUNCIL - MTS	SECT 5307: TWIN CITIES MET COUNCIL MTS- METRO MOBILITY CAPITAL COST OF CONTRACTING FOR SERVICES	0.0	B9	BUS CAPITAL IMPROVEMENT	FTA	5,312,500	0	0	4,250,000	0	1,062,500
1349	M	BB	TRF-TCMT-07K	MET COUNCIL - MT	SECT 5307: TWIN CITIES MET COUNCIL MT-CAPITAL LEASE-TIRES	0.0	B9	BUS GRANT CAPITAL IMPROVEMENT	FTA	1,250,000	0	0	1,000,000	0	250,000
1350	M	BB	TRF-TCMT-07L	MET COUNCIL - MTS	SECT 5307: TWIN CITIES MET COUNCIL MTS- REGIONAL FLEET CAPITAL COST OF CONTRACTING FOR SERVICE	0.0	B9	BUS GRANT CAPITAL IMPROVEMENT	FTA	9,500,000	0	0	7,600,000	0	1,900,000
1351	M	BB	TRF-TCMT-07M	MET COUNCIL - MT	SECT 5307: TWIN CITIES MET COUNCIL MT-28TH AVE CERT OF PART (COP)	0.0	B9	BUS GRANT CAPITAL IMPROVEMENT	FTA	4,500,000	0	0	3,600,000	0	900,000
1352	M	BB	TRF-TCMT-07MM	MET COUNCIL - MT	SECT 5307: TWIN CITIES MET COUNCIL MT-28TH AVE ADVANCE CONSTRUCTION	0.0	B9	BUS GRANT CAPITAL IMPROVEMENT	FTA	25,000,000	0	0	7,200,000	0	17,800,000
1353	M	BB	TRF-TCMT-07N	MET COUNCIL - MT	SECT 5307: TWIN CITIES MET COUNCIL MT- TRANSIT BUSINESS COMPUTER SYSTEMS (HW & SW)	0.0	B9	BUS GRANT CAPITAL IMPROVEMENT	FTA	2,500,000	0	0	2,000,000	0	500,000
1354	M	BB	TRF-TCMT-07P	MET COUNCIL - U OF M	SECT 5307: TWIN CITIES MET COUNCIL U OF M- U OF MN CONTRACT BUS SERVICE OR BUS ACQUISITION (2006 & 2007)	0.0	B9	BUS GRANT CAPITAL IMPROVEMENT	FTA	750,000	0	0	600,000	0	150,000
1356	M	BB	TRF-TCMT-07R	MET COUNCIL - MT	SECT 5307: TWIN CITIES MET COUNCIL MT- PURCHASE BUSES-GROWTH	0.0	B9	PURCHASE BUS	FTA	15,000,000	0	0	12,000,000	0	3,000,000
1359	M	BB	TRF-TCMT-07U	MET COUNCIL - MTS	SECT 5307: TWIN CITIES MET COUNCIL MTS- REGIONAL FLEET BUS PURCHASE	0.0	B9	PURCHASE BUS	FTA	3,750,000	0	0	3,000,000	0	750,000
1364	M	BB	TRF-TCMT-08D	MET COUNCIL-MT	SECT 5307: TWIN CITIES MET COUNCIL MT-UST REPLACEMENTS	0.0	B9	BUS GRANT CAPITAL IMPROVEMENT	FTA	6,000,000	0	0	4,800,000	0	1,200,000
1365	M	BB	TRF-TCMT-08H	MET COUNCIL-MTS	SECT 5307: TWIN CITIES MET COUNCIL MTS-SWMT COP	0.0	B9	BUS GRANT CAPITAL IMPROVEMENT	FTA	500,000	0	0	400,000	0	100,000
Summary for Year = 2007 (46 projects)										\$146,117,090	\$0	\$0	\$88,972,852	\$0	\$57,144,238

FTA SECTION 5307
Fiscal Year: 2008

STIP for FY 2007-2009

Seq #	ATP	Route System	Project Number	Agency	Description	Miles	Program	Type of Work	Proposed Funds	Total	FHWA	AC	FTA	TH	Other
87	1	BB	TRF-0016-08A	DULUTH TRANSIT AUTHORITY	SECT 5307: DULUTH DIAL-A-RIDE TRANSIT OPERATING ASSISTANCE	0.0	B9	OPERATE BUS	LF	458,039	0	0	0	0	458,039
88	1	BB	TRF-0016-08B	DULUTH TRANSIT AUTHORITY	SECT 5307: DULUTH TRANSIT OPERATING ASSISTANCE REGULAR ROUTE	0.0	B9	OPERATE BUS	FTA	8,524,804	0	0	1,105,000	0	7,419,804
89	1	BB	TRF-0016-08C	DULUTH TRANSIT AUTHORITY	SECT. 5307: DULUTH TRANSIT CAPITAL	0.0	B9	BUS GRANT CAPITAL IMPROVEMENT	FTA	188,702	0	0	150,962	0	37,740
298	2	BB	TRF-0018-08A	EAST GRAND FORKS TRANSIT	SECT 5307: EAST GRAND FORKS DAR TRANSIT OPERATING ASSISTANCE	0.0	B9	OPERATE BUS	LF	62,000	0	0	0	0	62,000
299	2	BB	TRF-0018-08B	EAST GRAND FORKS TRANSIT	SECT 5307: EAST GRAND FORKS FIXED ROUTE TRANSIT OPERATING ASSISTANCE	0.0	B9	OPERATE BUS	FTA	210,000	0	0	65,000	0	145,000
300	2	BB	TRF-0018-08C	EAST GRAND FORKS TRANSIT	SECT 5307: EAST GRAND FORKS TRANSIT SHELTER	0.0	B9	BUS GRANT CAPITAL IMPROVEMENT	FTA	80,000	0	0	64,000	0	16,000
492	3	BB	TRF-0048-08A	ST CLOUD	SECT 5307: DIAL A RIDE TRANSIT SERVICE OPERATING ASSISTANCE	0.0	B9	OPERATE BUS	LF	2,400,000	0	0	0	0	2,400,000
493	3	BB	TRF-0048-08B	ST CLOUD	SECT 5307: FIXED ROUTE TRANSIT SERVICE OPERATING ASSISTANCE	0.0	B9	OPERATE BUS	FTA	5,889,526	0	0	626,600	0	5,262,926
494	3	BB	TRF-0048-08F	ST CLOUD	SECT 5307: TRANSIT CAPITALIZED PREVENTIVE MAINTENANCE	0.0	B9	BUS GRANT CAPITAL IMPROVEMENT	FTA	772,303	0	0	617,842	0	154,461
495	3	BB	TRF-0048-08L	ST CLOUD	SECT 5307: TRANSIT CAPITAL PURCHASES, OFFICE EQUIPMENT AND COMPUTERS	0.0	B9	BUS GRANT CAPITAL IMPROVEMENT	FTA	25,000	0	0	20,000	0	5,000
497	3	BB	TRF-0048-08N	ST CLOUD	SECT 5307: TRANSIT CAPITAL PURCHASES, MAINTENANCE TOOLS AND EQUIPMENT	0.0	B9	BUS GRANT CAPITAL IMPROVEMENT	FTA	10,000	0	0	8,000	0	2,000
498	3	BB	TRF-0048-08O	ST CLOUD	SECT 5307: TRANSIT CAPITAL PURCHASES, DIAL A RIDE SMALL BUS	0.0	B9	PURCHASE BUS	FTA	120,000	0	0	96,000	0	24,000
499	3	BB	TRF-0048-08P	ST CLOUD	SECT 5307: TRANSIT CAPITAL PURCHASES, DIAL A RIDE RECONDITION SMALL BUS	0.0	B9	PURCHASE BUS	FTA	25,000	0	0	20,000	0	5,000
731	4	BB	TRF-0034-08A	MOORHEAD	SECTION 5307: CITY OF MOORHEAD RR TRANSIT	0.0	B9	OPERATE BUS	FTA	1,405,625	0	0	330,924	0	1,074,701
732	4	BB	TRF-0034-08B	MOORHEAD	SECTION 5307: MOORHEAD DIAL-A-RIDE TRANSIT	0.0	B9	OPERATE BUS	LF	163,184	0	0	0	0	163,184
733	4	BB	TRF-0034-08C	MOORHEAD	SECTION 5307: MOORHEAD PLANNING ASSISTANCE	0.0	B9	PLANNING	FTA	16,646	0	0	13,317	0	3,329
734	4	BB	TRF-0034-08D	MOORHEAD	SECTION 5307: MOORHEAD PREVENTIVE MAINTENANCE	0.0	B9	PREVENTIVE MAINTENANCE	FTA	60,000	0	0	48,000	0	12,000

FTA SECTION 5307
Fiscal Year: 2008

STIP for FY 2007-2009

Seq #	ATP	Route System	Project Number	Agency	Description	Miles	Program	Type of Work	Proposed Funds	Total	FHWA	AC	FTA	TH	Other
735	4	BB	TRF-0034-08E	MOORHEAD	SECTION 5307: MOORHEAD SHELTERS/PASS FACILITY IMPROVEMENTS	0.0	B9	BUS GRANT CAPITAL IMPROVEMENT	FTA	100,000	0	0	80,000	0	20,000
736	4	BB	TRF-0034-08F	MOORHEAD	SECTION 5307: MOORHEAD, PURCHASE BUS - PARATRANSIT (CLASS 400)	0.0	B9	PURCHASE BUS	FTA	69,000	0	0	55,200	0	13,800
891	6	BB	TRF-0047-08	ROCHESTER TRANSIT	SECT 5307: ROCHESTER DAR TRANSIT OPERATING ASSISTANCE	0.0	B9	OPERATE BUS	LF	610,439	0	0	0	0	610,439
892	6	BB	TRF-0047-08A	ROCHESTER TRANSIT	SECT 5307: ROCHESTER RR TRANSIT OPERATING ASSISTANCE	0.0	B9	OPERATE BUS	FTA	4,012,740	0	0	814,424	0	3,198,316
893	6	BB	TRF-0047-08B	ROCHESTER	SECTION 5307/5309: CITY OF ROCHESTER ST. MARY'S HUB - PHASE II - (CONSTRUCTION)	0.0	B9	BUS GRANT CAPITAL IMPROVEMENT	FTA	100,000	0	0	80,000	0	20,000
894	6	BB	TRF-0047-08C	ROCHESTER	SECTION 5307/5309: CITY OF ROCHESTER BUS STATION/DAR GARAGE - PHASE I (DESIGN & ENGINEERING)	0.0	B9	BUS GRANT CAPITAL IMPROVEMENT	FTA	50,000	0	0	40,000	0	10,000
899	6	BB	TRF-3780-08	LA CRESCENT	SECT 5307: LA CRESCENT TRANSIT OPERATING ASSISTANCE	0.0	B9	OPERATE BUS	FTA	151,709	0	0	0	0	151,709
1570	M	BB	TRF-TCMT-07H	MET COUNCIL - MT	SECT 5307: TWIN CITIES MET COUNCIL MT-RAIL STATION MAINTENANCE-OVERHAUL EQUIPMENT	0.0	B9	BUS CAPITAL IMPROVEMENT	FTA	250,000	0	0	200,000	0	50,000
1571	M	BB	TRF-TCMT-08	MET COUNCIL-MT	SECT 5307: TWIN CITIES MET COUNCIL MT-REPLACEMENT BUSES-ARTICULATED & 40-FOOT	0.0	B9	PURCHASE BUS	FTA	15,000,000	0	0	12,000,000	0	3,000,000
1572	M	BB	TRF-TCMT-08A	MET COUNCIL-MT	SECT 5307: TWIN CITIES MET COUNCIL MT-ASSOCIATED CAPITAL MAINTENANCE	0.0	B9	BUS GRANT CAPITAL IMPROVEMENT	FTA	2,500,000	0	0	2,000,000	0	500,000
1573	M	BB	TRF-TCMT-08B	MET COUNCIL-MT	SECT 5307: TWIN CITIES MET COUNCIL MT-PREVENTIVE MAINTENANCE	0.0	B9	BUS GRANT CAPITAL IMPROVEMENT	FTA	12,500,000	0	0	10,000,000	0	2,500,000
1574	M	BB	TRF-TCMT-08E	MET COUNCIL-MT	SECT 5307: TWIN CITIES MET COUNCIL MT-ASSOCIATED CAPITAL MAINTENANCE-LRT SYSTEM	0.0	B9	BUS GRANT CAPITAL IMPROVEMENT	FTA	375,000	0	0	300,000	0	75,000
1575	M	BB	TRF-TCMT-08G	MET COUNCIL-MTS	SECT 5307: TWIN CITIES MET COUNCIL MTS-METRO MOBILITY CAPITAL COST OF CONTRACTING FOR SERVICES	0.0	B9	BUS GRANT CAPITAL IMPROVEMENT	FTA	6,250,000	0	0	5,000,000	0	1,250,000
1576	M	BB	TRF-TCMT-08J	MET COUNCIL-MTS	SECT 5307: TWIN CITIES MET COUNCIL MTS-REGIONAL FLEET CAPITAL COST OF CONTRACTING SERVICES	0.0	B9	BUS GRANT CAPITAL IMPROVEMENT	FTA	2,500,000	0	0	2,000,000	0	500,000
1577	M	BB	TRF-TCMT-08K	MET COUNCIL-MTS	SECT 5307: TWIN CITIES MET COUNCIL MTS-BUS REPLACEMENT	0.0	B9	PURCHASE BUS	FTA	5,000,000	0	0	4,000,000	0	1,000,000

FTA SECTION 5307
Fiscal Year: 2008

STIP for FY 2007-2009

Seq #	ATP	Route System	Project Number	Agency	Description	Miles	Program	Type of Work	Proposed Funds	Total	FHWA	AC	FTA	TH	Other
1583	M	BB	TRF-TCMT-08R	MET COUNCIL-MT	SECT 5307: TWIN CITIES MET COUNCIL MT-28TH AVE COP	0.0	B9	BUS GRANT CAPITAL IMPROVEMENT	FTA	4,500,000	0	0	3,600,000	0	900,000
1584	M	BB	TRF-TCMT-08S	MET COUNCIL-MT	SECT 5307: TWIN CITIES MET COUNCIL MT-BUS GARAGE-FTH 2(PARTIAL)	0.0	B9	BUS GRANT CAPITAL IMPROVEMENT	FTA	10,000,000	0	0	8,000,000	0	2,000,000
1585	M	BB	TRF-TCMT-08T	MET COUNCIL-MT	SECT 5307: TWIN CITIES MET COUNCIL MT-TRANSIT BUSINESS COMPUTER SYSTEMS(HW & SW)	0.0	B9	BUS GRANT CAPITAL IMPROVEMENT	FTA	2,500,000	0	0	2,000,000	0	500,000
1586	M	BB	TRF-TCMT-08U	MET COUNCIL-U OF M	SECT 5307: TWIN CITIES MET COUNCIL U OF MN BUS CONTRACT OR ACQUISITION	0.0	B9	BUS GRANT CAPITAL IMPROVEMENT	FTA	375,000	0	0	300,000	0	75,000
1587	M	BB	TRF-TCMT-08V	MET COUNCIL-MT	SECT 5307: TWIN CITIES MET COUNCIL MT-MODULAR OVERHAUL OF COMPONENTS	0.0	B9	BUS GRANT CAPITAL IMPROVEMENT	FTA	300,000	0	0	240,000	0	60,000
1588	M	BB	TRF-TCMT-08W	MET COUNCIL-MT	SECT 5307: TWIN CITIES MET COUNCIL MT-SECURITY/SAFETY FOR 1%	0.0	B9	BUS GRANT CAPITAL IMPROVEMENT	FTA	575,000	0	0	460,000	0	115,000
1589	M	BB	TRF-TCMT-08X	MET COUNCIL-MT	SECT 5307: TWIN CITIES MET COUNCIL MT-0.5% FOR MT STAFF TRAINING/CERTIFICATION	0.0	B9	BUS GRANT CAPITAL IMPROVEMENT	FTA	287,500	0	0	230,000	0	57,500
1590	M	BB	TRF-TCMT-08Y	MET COUNCIL-MT	SECT 5307: TWIN CITIES MET COUNCIL MT-TRANSIT ENHANCEMENTS 1%	0.0	B9	BUS GRANT CAPITAL IMPROVEMENT	FTA	575,000	0	0	460,000	0	115,000
Summary for Year = 2008 (40 projects)										\$88,992,217	\$0	\$0	\$55,025,269	\$0	\$33,966,948

FTA SECTION 5307

Fiscal Year: 2009

STIP for FY 2007-2009

Seq #	ATP	Route System	Project Number	Agency	Description	Miles	Program	Type of Work	Proposed Funds	Total	FHWA	AC	FTA	TH	Other
160	1	BB	TRF-0016-09A	DULUTH TRANSIT AUTHORITY	SECT 5307: DULUTH DIAL-A-RIDE TRANSIT OPERATING ASSISTANCE	0.0	B9	OPERATE BUS	LF	471,780	0	0	0	0	471,780
161	1	BB	TRF-0016-09B	DULUTH TRANSIT AUTHORITY	SECT 5307: DULUTH TRANSIT OPERATING ASSISTANCE REGULAR ROUTE	0.0	B9	OPERATE BUS	FTA	8,780,548	0	0	1,105,000	0	7,675,548
162	1	BB	TRF-0016-09C	DULUTH TRANSIT AUTHORITY	SECT. 5307: DULUTH TRANSIT CAPITAL IMPROVEMENT	0.0	B9	BUS GRANT CAPITAL IMPROVEMENT	FTA	188,702	0	0	150,962	0	37,740
350	2	BB	TRF-0018-09A	EAST GRAND FORKS TRANSIT	SECT 5307: EAST GRAND FORKS DAR TRANSIT OPERATING ASSISTANCE	0.0	B9	OPERATE BUS	LF	64,000	0	0	0	0	64,000
351	2	BB	TRF-0018-09B	EAST GRAND FORKS TRANSIT	SECT 5307: EAST GRAND FORKS FIXED ROUTE TRANSIT OPERATING ASSISTANCE	0.0	B9	OPERATE BUS	FTA	215,000	0	0	67,000	0	148,000
352	2	BB	TRF-0018-09C	EAST GRAND FORKS TRANSIT	SECT 5307: EAST GRAND FORKS TRANSIT SHELTER	0.0	B9	BUS GRANT CAPITAL IMPROVEMENT	FTA	80,000	0	0	64,000	0	16,000
581	3	BB	TRF-0048-09A	ST CLOUD	SECT 5307: DIAL A RIDE TRANSIT SERVICE OPERATING ASSISTANCE	0.0	B9	OPERATE BUS	LF	2,500,000	0	0	0	0	2,500,000
582	3	BB	TRF-0048-09B	ST CLOUD	SECT 5307: FIXED ROUTE TRANSIT SERVICE OPERATING ASSISTANCE	0.0	B9	OPERATE BUS	FTA	6,295,147	0	0	626,600	0	5,668,547
583	3	BB	TRF-0048-09F	ST CLOUD	SECT 5307: TRANSIT CAPITALIZED PREVENTIVE MAINTENANCE	0.0	B9	BUS GRANT CAPITAL IMPROVEMENT	FTA	660,459	0	0	528,367	0	132,092
584	3	BB	TRF-0048-09G	ST CLOUD	SECT 5307: TRANSIT CAPITAL PURCHASES, ITS PROJECTS	0.0	B9	BUS GRANT CAPITAL IMPROVEMENT	FTA	25,000	0	0	20,000	0	5,000
585	3	BB	TRF-0048-09H	ST CLOUD	SECT 5307: TRANSIT CAPITAL PURCHASES, BUS SHELTER TRANSIT AMENITY PROGRAM	0.0	B9	BUS GRANT CAPITAL IMPROVEMENT	FTA	10,000	0	0	8,000	0	2,000
587	3	BB	TRF-0048-09L	ST CLOUD	SECT 5307: TRANSIT CAPITAL PURCHASES, OFFICE EQUIPMENT AND COMPUTERS	0.0	B9	BUS GRANT CAPITAL IMPROVEMENT	FTA	25,000	0	0	20,000	0	5,000
588	3	BB	TRF-0048-09N	ST CLOUD	SECT 5307: TRANSIT CAPITAL PURCHASES, MAINTENANCE TOOLS AND EQUIPMENT	0.0	B9	BUS GRANT CAPITAL IMPROVEMENT	FTA	10,000	0	0	8,000	0	2,000
589	3	BB	TRF-0048-09O	ST CLOUD	SECT 5307: TRANSIT CAPITAL PURCHASES, DIAL A RIDE SMALL BUS	0.0	B9	PURCHASE BUS	FTA	120,000	0	0	96,000	0	24,000
590	3	BB	TRF-0048-09P	ST CLOUD	SECT 5307: TRANSIT CAPITAL PURCHASES, DIAL A RIDE RECONDITION SMALL BUS	0.0	B9	PURCHASE BUS	FTA	25,000	0	0	20,000	0	5,000

**FTA SECTION 5307
Fiscal Year: 2009**

STIP for FY 2007-2009

Seq #	ATP	Route System	Project Number	Agency	Description	Miles	Program	Type of Work	Proposed Funds	Total	FHWA	AC	FTA	TH	Other
591	3	BB	TRF-0048-09Q	ST CLOUD	SECT 5307: TRANSIT CAPITAL PURCHASE REPLACEMENT OPERATIONS AUTOMOBILE	0.0	B9	BUS GRANT CAPITAL IMPROVEMENT	FTA	25,000	0	0	20,000	0	5,000
592	3	BB	TRF-0048-09R	ST CLOUD	SECT 5307: TRANSIT CAPITAL PURCHASE REPLACEMENT MAINTENANCE TRUCK	0.0	B9	BUS GRANT CAPITAL IMPROVEMENT	FTA	40,000	0	0	32,000	0	8,000
778	4	BB	TRF-0034-09A	MOORHEAD	SECTION 5307: CITY OF MOORHEAD RR TRANSIT	0.0	B9	OPERATE BUS	FTA	1,451,850	0	0	334,161	0	1,117,689
779	4	BB	TRF-0034-09B	MOORHEAD	SECTION 5307: MOORHEAD DIAL-A-RIDE TRANSIT	0.0	B9	OPERATE BUS	LF	199,661	0	0	0	0	199,661
780	4	BB	TRF-0034-09C	MOORHEAD	SECTION 5307: MOORHEAD PLANNING ASSISTANCE	0.0	B9	PLANNING	FTA	16,978	0	0	13,582	0	3,396
781	4	BB	TRF-0034-09D	MOORHEAD	SECTION 5307: MOORHEAD PREVENTIVE MAINTENANCE	0.0	B9	PREVENTIVE MAINTENANCE	FTA	60,000	0	0	48,000	0	12,000
782	4	BB	TRF-0034-09E	MOORHEAD	SECTION 5307: MOORHEAD BUS RELATED EQUIPMENT	0.0	B9	BUS GRANT CAPITAL IMPROVEMENT	FTA	10,000	0	0	8,000	0	2,000
961	6	BB	TRF-0047-09A	ROCHESTER	SECT 5307: ROCHESTER DAR TRANSIT OPERATING ASSISTANCE	0.0	B9	OPERATE BUS	FTA	546,133	0	0	0	0	546,133
962	6	BB	TRF-0047-09B	ROCHESTER	SECT 5307: ROCHESTER RR TRANSIT OPERATING ASSISTANCE	0.0	B9	OPERATE BUS	FTA	2,872,561	0	0	0	0	2,872,561
967	6	BB	TRF-3780-09	LA CRESCENT	SECT 5307: LA CRESCENT TRANSIT OPERATING ASSISTANCE	0.0	B9	OPERATE BUS	FTA	156,260	0	0	0	0	156,260
1737	M	BB	TRF-TCMT-08C	MET COUNCIL-MT	SECT 5307: TWIN CITIES MET COUNCIL MT-CAPITAL LEASE-TIRES	0.0	B9	BUS GRANT CAPITAL IMPROVEMENT	FTA	1,230,000	0	0	984,000	0	246,000
1738	M	BB	TRF-TCMT-08F	MET COUNCIL-MT	SECT 5307: TWIN CITIES MET COUNCIL MT-TRANSIT INFO CENTER SYSTEM UPDATES	0.0	B9	BUS GRANT CAPITAL IMPROVEMENT	FTA	700,000	0	0	560,000	0	140,000
1739	M	BB	TRF-TCMT-09	MET COUNCIL-MT	SECT 5307: TWIN CITIES MET COUNCIL MT-REPLACEMENT BUSES-ARTICULATED & 40-FOOT	0.0	B9	PURCHASE BUS	FTA	16,000,000	0	0	12,800,000	0	3,200,000
1740	M	BB	TRF-TCMT-09A	MET COUNCIL-MT	SECT 5307: TWIN CITIES MET COUNCIL MT-EXPANSION BUSES-ARTICULATED & 40-FOOT	0.0	B9	PURCHASE BUS	FTA	12,000,000	0	0	9,600,000	0	2,400,000
1741	M	BB	TRF-TCMT-09B	MET COUNCIL-MT	SECT 5307: TWIN CITIES MET COUNCIL MT-ASSOCIATED CAPITAL MAINTENANCE	0.0	B9	BUS GRANT CAPITAL IMPROVEMENT	FTA	2,600,000	0	0	2,080,000	0	520,000
1742	M	BB	TRF-TCMT-09C	MET COUNCIL-MT	SECT 5307: TWIN CITIES MET COUNCIL MT-ASSOCIATED CAPITAL MAINTENANCE-LRT SYSTEM	0.0	B9	BUS GRANT CAPITAL IMPROVEMENT	FTA	1,250,000	0	0	1,000,000	0	250,000

FTA SECTION 5307

Fiscal Year: 2009

STIP for FY 2007-2009

Seq #	ATP	Route System	Project Number	Agency	Description	Miles	Program	Type of Work	Proposed Funds	Total	FHWA	AC	FTA	TH	Other
1743	M	BB	TRF-TCMT-09D	MET COUNCIL-MT	SECT 5307: TWIN CITIES MET COUNCIL MT-28TH AVE COP	0.0	B9	BUS GRANT CAPITAL IMPROVEMENT	FTA	4,500,000	0	0	3,600,000	0	900,000
1744	M	BB	TRF-TCMT-09E	MET COUNCIL-MT	SECT 5307: TWIN CITIES MET COUNCIL MT-PREVENTIVE MAINTENANCE	0.0	B9	BUS GRANT CAPITAL IMPROVEMENT	FTA	12,500,000	0	0	10,000,000	0	2,500,000
1745	M	BB	TRF-TCMT-09F	MET COUNCIL-MT	SECT 5307: TWIN CITIES MET COUNCIL MT-SECURITY/SAFETY FOR 1%	0.0	B9	BUS GRANT CAPITAL IMPROVEMENT	FTA	612,500	0	0	490,000	0	122,500
1746	M	BB	TRF-TCMT-09G	MET COUNCIL-MT	SECT 5307: TWIN CITIES MET COUNCIL MT-0.5% FOR MT STAFF TRAINING/ CERTIFICATION	0.0	B9	BUS GRANT CAPITAL IMPROVEMENT	FTA	306,250	0	0	245,000	0	61,250
1747	M	BB	TRF-TCMT-09H	MET COUNCIL-MT	SECT 5307: TWIN CITIES MET COUNCIL MT-TRANSIT ENHANCEMENTS 1%	0.0	B9	BUS GRANT CAPITAL IMPROVEMENT	FTA	612,500	0	0	490,000	0	122,500
1748	M	BB	TRF-TCMT-09J	MET COUNCIL-MT	SECT 5307: TWIN CITIES MET COUNCIL MT-TRANSIT BUSINESS COMPUTER SYSTEMS(HW & SW)	0.0	B9	BUS GRANT CAPITAL IMPROVEMENT	FTA	2,500,000	0	0	2,000,000	0	500,000
1749	M	BB	TRF-TCMT-09K	MET COUNCIL-MTS	SECT 5307: TWIN CITIES MET COUNCIL MTS-METRO MOBILITY CAPITAL COST OF CONTRACTING FOR SERVICES	0.0	B9	BUS GRANT CAPITAL IMPROVEMENT	FTA	6,250,000	0	0	5,000,000	0	1,250,000
1750	M	BB	TRF-TCMT-09L	MET COUNCIL-U OFM	SECT 5307: TWIN CITIES MET COUNCIL U OF M-U OF MN CAPITAL COST OF CONTRACTING	0.0	B9	BUS GRANT CAPITAL IMPROVEMENT	FTA	375,000	0	0	300,000	0	75,000
1751	M	BB	TRF-TCMT-09M	MET COUNCIL-MTS	SECT 5307: TWIN CITIES MET COUNCIL MTS-REGIONAL FLEET CAPITAL COST OF CONTRACTING	0.0	B9	BUS GRANT CAPITAL IMPROVEMENT	FTA	3,125,000	0	0	2,500,000	0	625,000
1752	M	BB	TRF-TCMT-09N	MET COUNCIL-MTS	SECT 5307: TWIN CITIES MET COUNCIL MTS-MTS BUS REPLACEMENT	0.0	B9	BUS GRANT CAPITAL IMPROVEMENT	FTA	5,000,000	0	0	4,000,000	0	1,000,000
Summary for Year = 2009 (41 projects)										94,410,329	\$0	\$0	58,818,672	\$0	35,591,657

FTA SECTION 5309

Fiscal Year: 2007

STIP for FY 2007-2009

Seq #	ATP	Route System	Project Number	Agency	Description	Miles	Program	Type of Work	Proposed Funds	Total	FHWA	AC	FTA	TH	Other
7	1	BB	TRF-0022-07A	MN/DOT	SECT 5309: HIBBING TRANSIT CAPITAL	0.0	B3	BUS GRANT CAPITAL IMPROVEMENT	FTA	360,000	0	0	288,000	0	72,000
402	3	BB	TRF-0048-07	ST CLOUD	SECT 5309: PURCHASE 1 LARGE BUS	0.0	B3	PURCHASE BUS	FTA	305,000	0	0	244,000	0	61,000
405	3	BB	TRF-0048-07E	ST CLOUD	SECT 5309: PARK AND RIDE FACILITY	0.0	B3	BUS GRANT CAPITAL IMPROVEMENT	FTA	1,000,000	0	0	800,000	0	200,000
410	3	BB	TRF-0048-07M	ST CLOUD	SECT 5307 FIXED ROUTE TROLLEY LEASE	0.0	B3	BUS GRANT CAPITAL IMPROVEMENT	FTA	39,200	0	0	31,360	0	7,840
675	4	BB	TRF-0027-07Z	BECKER COUNTY	SECTION 5309: BECKER COUNTY BUS GARAGE	0.0	B3	BUS GRANT CAPITAL IMPROVEMENT	FTA	250,000	0	0	200,000	0	50,000
683	4	BB	TRF-2397-07Z	WHITE EARTH	SECTION 5309: WHITE EARTH TRANSIT FACILITY, BUSES AND RELATED EQUIPMENT	0.0	B3	BUS GRANT CAPITAL IMPROVEMENT	FTA	1,200,000	0	0	1,000,000	0	200,000
821	6	BB	TRF-0039-06Z	MN/DOT	MINNESOTA EARMARK PROJECTS FOR THE CITY OF NORTHFIELD FOR A TRANSIT TRANSFER STATION/HUB	0.0	B3	BUS GRANT CAPITAL IMPROVEMENT	FTA	346,500	0	0	277,200	0	69,300
1323	M	BB	TRF-9028-03	MN/DOT	SECT 5309: NORTHSTAR CORRIDOR-PRELIMINARY ENGINEERING, RIGHT OF WAY, ETC (2003 APPROPRIATION)	0.0	B3	PLANNING	FTA	6,250,000	0	0	5,000,000	0	1,250,000
1324	M	BB	TRF-9028-04	MN/DOT	SECT 5309:NORTHSTAR CORRIDOR - FINAL DESIGN, ETC (2004 APPROPRIATION)	0.0	B3	PLANNING	FTA	7,073,785	0	0	5,659,028	0	1,414,757
1325	M	BB	TRF-9028-05	MN/DOT	SECT 5309:NORTHSTAR CORRIDOR - CONSTRUCTION/VEHICLE PURCHASE, ETC (2005 APPROPRIATION)	0.0	B3	PLANNING	FTA	6,200,000	0	0	4,960,000	0	1,240,000
1326	M	BB	TRF-9028-07	MN/DOT	SECT 5309: NORTHSTAR CORRIDOR - CONSTRUCTION & START UP COSTS(OTHER \$\$ FROM 2006 STATE OMNIBUS BONDS)	0.0	B3	PLANNING	FTA	12,500,000	0	0	10,000,000	0	2,500,000
1328	M	BB	TRF-RCRRA-07A	RAMSEY COUNTY	SECT 5309: UNION DEPOT MULTIMODAL TRANSIT FACILITY IN ST PAUL	0.0	B3	BUS GRANT CAPITAL IMPROVEMENT	FTA	501,600	0	0	401,280	0	100,320
1329	M	BB	TRF-RLTF-07	MNDOT	SECT 5309: RUSHLINE CORRIDOR-CONSTRUCT BUS AMENITIES(2006 APPROPRIATION)	0.0	B3	BUS GRANT CAPITAL IMPROVEMENT	FTA	376,200	0	0	300,960	0	75,240
1330	M	BB	TRF-STPL-05	ST PAUL PARK/REC	SECT 5309: PURCHASE/LEASE SMALL BUSES TO PROVIDE SHUTTLE FROM FAIRGROUNDS TO COMO PARK-COMO RIDER(2005 APPROPRIATIONS ACT)	0.0	B3	PURCHASE BUS	FTA	1,875,000	0	0	1,500,000	0	375,000

FTA SECTION 5309
Fiscal Year: 2007

STIP for FY 2007-2009

Seq #	ATP	Route System	Project Number	Agency	Description	Miles	Program	Type of Work	Proposed Funds	Total	FHWA	AC	FTA	TH	Other
1333	M	BB	TRF-TCMT-07	MET COUNCIL-MT	SECT 5309 FIXED GUIDEWAY: TWIN CITIES MET COUNCIL MT-FTH 2 GARAGE-PARTIAL	0.0	B3	BUS GRANT CAPITAL IMPROVEMENT	FTA	6,250,000	0	0	5,000,000	0	1,250,000
1335	M	BB	TRF-TCMT-07AA	MET COUNCIL-MT	SECT 5309: TWIN CITIES MET COUNCIL MT-NORTHWEST CORRIDOR(BOTTINEAU BLVD)-2006	0.0	B3	BUS GRANT CAPITAL IMPROVEMENT	FTA	1,250,000	0	0	1,000,000	0	250,000
1337	M	BB	TRF-TCMT-07BB	MET COUNCIL-MT	SECT 5309: TWIN CITIES MET COUNCIL MT-UNION DEPOT(2006)	0.0	B3	BUS GRANT CAPITAL IMPROVEMENT	FTA	487,500	0	0	390,000	0	97,500
1339	M	BB	TRF-TCMT-07CC	MET COUNCIL-MT	SECT 5309: TWIN CITIES MET COUNCIL MT-46TH ST BRT STATION(2006)	0.0	B3	BUS GRANT CAPITAL IMPROVEMENT	FTA	1,250,000	0	0	1,000,000	0	250,000
1341	M	BB	TRF-TCMT-07DD	MET COUNCIL-MT	SECT 5309: TWIN CITIES MET COUNCIL MT-CENTRAL CORRIDOR LRT-PRELIMINARY ENGINEERING(2006 APPROPRIATIONS ACT)	0.0	B3	BUS GRANT CAPITAL IMPROVEMENT	FTA	2,450,250	0	0	1,960,200	0	490,050
1346	M	BB	TRF-TCMT-07G	MET COUNCIL - MT	SECT 5309 FIXED GUIDEWAY: TWIN CITIES MET COUNCIL MT-LRT MODULAR OVERHAUL OF COMPONENTS	0.0	B3	BUS GRANT CAPITAL IMPROVEMENT	FTA	500,000	0	0	400,000	0	100,000
1355	M	BB	TRF-TCMT-07Q	MET COUNCIL - MT	SECT 5309 FIXED GUIDEWAY: TWIN CITIES MET COUNCIL MT-TVM'S	0.0	B3	BUS GRANT CAPITAL IMPROVEMENT	FTA	300,000	0	0	240,000	0	60,000
1357	M	BB	TRF-TCMT-07S	MET COUNCIL - MT	SECT 5309 FIXED GUIDEWAY: TWIN CITIES MET COUNCIL MT-RAIL SYSTEM FACILITIES BLDG	0.0	B3	BUS CAPITAL IMPROVEMENT	FTA	3,000,000	0	0	2,400,000	0	600,000
1360	M	BB	TRF-TCMT-07V	MET COUNCIL-MT	SECT 5309 FIXED GUIDEWAY: TWIN CITIES MET COUNCIL MT-135W TRANSITWAY -35W STATIONS INCLUDING 46TH ST (OTHER \$3.3M 2006 STATE OMNIBUS BONDING \$\$)	0.0	B3	BUS GRANT CAPITAL IMPROVEMENT	FTA	7,300,000	0	0	4,000,000	0	3,300,000
1361	M	BB	TRF-TCMT-07W	MET COUNCIL-MT	SECT 5309: TWIN CITIES MET COUNCIL MT-NORTHWEST CORRIDOR (BOTTINEAU BLVD)-2005	0.0	B3	BUS GRANT CAPITAL IMPROVEMENT	FTA	3,644,168	0	0	2,915,334	0	728,834
1362	M	BB	TRF-TCMT-07X	MET COUNCIL-MT	SECT 5309 FIXED GUIDEWAY: TWIN CITIES MET COUNCIL MT-LIGHT RAIL VEHICLES	0.0	B3	BUS GRANT CAPITAL IMPROVEMENT	FTA	10,000,000	0	0	8,000,000	0	2,000,000
1363	M	BB	TRF-TCMT-07Y	MET COUNCIL-MT	SECT 5309 FIXED GUIDEWAY: TWIN CITIES MET COUNCIL MT-LRT CONTROL SYSTEM REPLACEMENT EQUIPMENT	0.0	B3	BUS GRANT CAPITAL IMPROVEMENT	FTA	250,000	0	0	200,000	0	50,000
1389	M	BB	19-596-06A	DAKOTA COUNTY	SECT 5309: CEDAR AVE BUSWAY IN DAKOTA COUNTY-CONSTRUCTION (2006 APPROPRIATIONS ACT-OTHER \$\$ FROM 2005/2006 STATE BONDS)	0.0	B3	BUS GRANT CAPITAL IMPROVEMENT	FTA	937,500	0	0	750,000	0	187,500
Summary for Year = 2007 (27 projects)										75,896,703	\$0	\$0	\$58,917,362	\$0	\$16,979,341

FTA SECTION 5309
Fiscal Year: 2008

STIP for FY 2007-2009

Seq #	ATP	Route System	Project Number	Agency	Description	Miles	Program	Type of Work	Proposed Funds	Total	FHWA	AC	FTA	TH	Other
491	3	BB	TRF-0048-08	ST CLOUD	SECT 5309:TRANSIT CAPITAL PURCHASE, LARGE BUS (CLASS 700)	0.0	B3	PURCHASE BUS	FTA	305,000	0	0	244,000	0	61,000
496	3	BB	TRF-0048-08M	ST CLOUD	SECT 5309 FIXED ROUTE TROLLEY LEASE PAYOFF	0.0	B3	BUS GRANT CAPITAL IMPROVEMENT	FTA	107,800	0	0	86,240	0	21,560
1566	M	BB	TRF-9028-06	MN/DOT	SECT 5309: NORTHSTAR CORRIDOR - NEW STARTS PROGRAM (2006 APPROPRIATION ACT)	0.0	B3	PLANNING	FTA	2,450,250	0	0	1,960,200	0	490,050
1567	M	BB	TRF-9028-08	MN/DOT	SECT 5309: NORTHSTAR CORRIDOR - CONSTRUCTION & START UP COSTS (OTHER \$\$ FROM THE 2006 STATE OMNIBUS BONDS)	0.0	B3	PLANNING	FTA	77,375,000	0	0	61,900,000	0	15,475,000
1568	M	BB	TRF-RCRRA-08A	RAMSEY COUNTY	SECT 5309: UNION DEPOT MULTIMODAL TRANSIT FACILITY IN ST PAUL	0.0	B3	BUS GRANT CAPITAL IMPROVEMENT	FTA	543,400	0	0	434,720	0	108,680
1569	M	BB	TRF-RLTF-08	MNDOT	SECT 5309: RUSHLINE CORRIDOR-CONSTRUCT BUS AMENITIES(2006 APPROPRIATION)	0.0	B3	BUS GRANT CAPITAL IMPROVEMENT	FTA	407,550	0	0	326,040	0	81,510
1578	M	BB	TRF-TCMT-08L	MET COUNCIL-MT	SECT 5309: TWIN CITIES MET COUNCIL MT-BUS GROWTH	0.0	B3	PURCHASE BUS	FTA	2,500,000	0	0	2,000,000	0	500,000
1579	M	BB	TRF-TCMT-08M	MET COUNCIL-MT	SECT 5309: TWIN CITIES MET COUNCIL MT-LRT MODULAR OVERHAUL OF COMPONENTS	0.0	B3	BUS GRANT CAPITAL IMPROVEMENT	FTA	500,000	0	0	400,000	0	100,000
1580	M	BB	TRF-TCMT-08N	MET COUNCIL-MT	SECT 5309 FIXED GUIDEWAY: TWIN CITIES MET COUNCIL MT-RAIL FACILITIES	0.0	B3	BUS GRANT CAPITAL IMPROVEMENT	FTA	6,000,000	0	0	4,800,000	0	1,200,000
1582	M	BB	TRF-TCMT-08Q	MET COUNCIL-MT	SECT 5309: TWIN CITIES MET COUNCIL MT-FTH 2 GARAGE - PARTIAL	0.0	B3	BUS GRANT CAPITAL IMPROVEMENT	FTA	7,000,000	0	0	5,600,000	0	1,400,000
Summary for Year = 2008 (10 projects)										\$97,189,000	\$0	\$0	\$77,751,200	\$0	\$19,437,800

FTA SECTION 5309

Fiscal Year: 2009

STIP for FY 2007-2009

Seq #	ATP	Route System	Project Number	Agency	Description	Miles	Program	Type of Work	Proposed Funds	Total	FHWA	AC	FTA	TH	Other
580	3	BB	TRF-0048-09	ST CLOUD	SECT 5309:TRANSIT CAPITAL PURCHASE, 4 VEHICLES (CLASS 700)	0.0	B3	PURCHASE BUS	FTA	1,240,000	0	0	992,000	0	248,000
586	3	BB	TRF-0048-09J	ST CLOUD	SECT 5307: OPERATIONS CENTER MAINTENANCE, MISCELLANEOUS IMPROVEMENTS	0.0	B3	PURCHASE BUS	FTA	50,000	0	0	40,000	0	10,000
593	3	BB	TRF-0048-09S	ST CLOUD	SECT 5309:TRANSIT HUB STUDY AND CONSTRUCTION	0.0	B3	BUS GRANT CAPITAL IMPROVEMENT	FTA	100,000	0	0	80,000	0	20,000
1734	M	BB	TRF-9028-09	MN/DOT	SECT 5309: NORTHSTAR CORRIDOR - CONSTRUCTION & START UP COSTS(OTHER \$\$ FROM 2006 STATE OMNIBUS BONDS)	0.0	B3	PLANNING	FTA	51,625,000	0	0	41,300,000	0	10,325,000
1735	M	BB	TRF-RCRRA-09A	RAMSEY COUNTY	SECT 5309: UNION DEPOT MULTIMODAL TRANSIT FACILITY IN ST PAUL	0.0	B3	BUS GRANT CAPITAL IMPROVEMENT	FTA	564,300	0	0	451,440	0	112,860
1736	M	BB	TRF-RLTF-09	MNDOT	SECT 5309: RUSHLINE CORRIDOR-CONSTRUCT BUS AMENITIES (2006 APPROPRIATION)	0.0	B3	BUS GRANT CAPITAL IMPROVEMENT	FTA	423,225	0	0	338,580	0	84,645
1753	M	BB	TRF-TCMT-09P	MET COUNCIL-MT	SECT 5309: TWIN CITIES MET COUNCIL MT- GROWTH BUSES-ARTICULATED & 40 FT BUSES	0.0	B3	PURCHASE BUS	FTA	2,500,000	0	0	2,000,000	0	500,000
1754	M	BB	TRF-TCMT-09Q	MET COUNCIL-MT	SECT 5309: TWIN CITIES MET COUNCIL MT-FTH 2 GARAGE - PARTIAL	0.0	B3	BUS GRANT CAPITAL IMPROVEMENT	FTA	10,000,000	0	0	8,000,000	0	2,000,000
1755	M	BB	TRF-TCMT-09R	MET COUNCIL-MT	SECT 5309: TWIN CITIES MET COUNCIL MT-LRT AMERICAN BLVD STATION	0.0	B3	BUS GRANT CAPITAL IMPROVEMENT	FTA	2,000,000	0	0	1,600,000	0	400,000
1756	M	BB	TRF-TCMT-09S	MET COUNCIL-MT	SECT 5309: TWIN CITIES MET COUNCIL MT-LRT MODULAR OVERHAUL OF COMPONENTS	0.0	B3	BUS GRANT CAPITAL IMPROVEMENT	FTA	1,250,000	0	0	1,000,000	0	250,000
Summary for Year = 2009 (10 projects)										\$69,752,525	\$0	\$0	\$55,802,020	\$0	\$13,950,505

FTA SECTION 5311
Fiscal Year: 2007

STIP for FY 2007-2009

Seq #	ATP	Route System	Project Number	Agency	Description	Miles	Program	Type of Work	Proposed Funds	Total	FHWA	AC	FTA	TH	Other
1	1	BB	TRF-0005-07	MN/DOT	SECT 5311: AEOA TRANSIT OPERATING ASSISTANCE	0.0	OB	OPERATE BUS	FTA	3,144,384	0	0	561,690	0	2,582,694
2	1	BB	TRF-0012-07	MN/DOT	SECT 5311: CLOQUET TRANSIT OPERATING ASSISTANCE	0.0	OB	OPERATE BUS	FTA	0	0	0	0	0	0
6	1	BB	TRF-0022-07	MN/DOT	SECT 5311: HIBBING TRANSIT OPERATING ASSISTANCE	0.0	OB	OPERATE BUS	FTA	209,039	0	0	41,610	0	167,429
8	1	BB	TRF-0061-07	MN/DOT	SECT 5311: VIRGINIA TRANSIT OPERATING ASSISTANCE	0.0	OB	OPERATE BUS	FTA	202,962	0	0	44,715	0	158,247
246	2	BB	TRF-0006-07	MN/DOT	SECT 5311: PAUL BUNYAN TRANSIT OPERATING ASSISTANCE	0.0	OB	OPERATE BUS	FTA	565,161	0	0	139,560	0	425,601
251	2	BB	TRF-0058-07	MN/DOT	SECT 5311: TRI-VALLEY TRANSIT OPERATING ASSISTANCE	0.0	OB	OPERATE BUS	FTA	598,945	0	0	145,890	0	453,055
252	2	BB	TRF-1010-07	MN/DOT	SECT 5311: HUBBARD COUNTY TRANSIT OPERATING ASSISTANCE	0.0	OB	OPERATE BUS	FTA	195,700	0	0	38,469	0	157,231
253	2	BB	TRF-2487-07	MN/DOT	SECT 5311: CITY OF FOSSTON TRANSIT OPERATING ASSISTANCE	0.0	OB	OPERATE BUS	FTA	60,564	0	0	12,990	0	47,574
254	2	BB	TRF-3084-07	MN/DOT	SECT 5311: ROSEAU COUNTY TRANSIT OPERATING ASSISTANCE	0.0	OB	OPERATE BUS	FTA	257,500	0	0	62,310	0	195,190
255	2	BB	TRF-8819-07	MN/DOT	SECT 5311: RED LAKE RESERVATION TRANSIT OPERATING ASSISTANCE	0.0	OB	OPERATE BUS	FTA	151,513	0	0	68,050	0	83,463
401	3	BB	TRF-0042-07	MN/DOT	SECT 5311: CITY OF PINE RIVER TRANSIT OPERATING ASSISTANCE	0.0	OB	OPERATE BUS	FTA	65,405	0	0	17,760	0	47,645
412	3	BB	TRF-0055-07	MN/DOT	SECT 5311: RIVER RIDER TRANSIT OPERATING ASSISTANCE	0.0	OB	OPERATE BUS	FTA	669,500	0	0	139,208	0	530,292
413	3	BB	TRF-0057-07	MN/DOT	SECT 5311: TRI-CAP TRANSIT OPERATING ASSISTANCE	0.0	OB	OPERATE BUS	FTA	648,900	0	0	120,600	0	528,300
414	3	BB	TRF-0130-07	MN/DOT	SECT 5311: ANNANDALE TRANSIT OPERATING ASSISTANCE	0.0	OB	OPERATE BUS	FTA	116,390	0	0	17,520	0	98,870
415	3	BB	TRF-3449-07	MN/DOT	SECT 5311: CROW WING COUNTY/CITY OF BRAINERD TRANSIT OPERATING ASSISTANCE	0.0	OB	OPERATE BUS	FTA	763,642	0	0	188,738	0	574,904
416	3	BB	TRF-7068-07	MN/DOT	SECT 5311: ISANTI/COUNTY TRANSIT OPERATING ASSISTANCE	0.0	OB	OPERATE BUS	FTA	638,600	0	0	156,750	0	481,850
417	3	BB	TRF-7077-07	MN/DOT	SECT 5311: MILLE LACS COUNTY TRANSIT OPERATING ASSISTANCE	0.0	OB	OPERATE BUS	FTA	172,834	0	0	25,972	0	146,862
418	3	BB	TRF-9018-07	MN/DOT	SECT 5311: WADENA COUNTY OPERATING ASSISTANCE	0.0	OB	OPERATE BUS	FTA	233,089	0	0	56,340	0	176,749

FTA SECTION 5311
Fiscal Year: 2007

STIP for FY 2007-2009

Seq #	ATP	Route System	Project Number	Agency	Description	Miles	Program	Type of Work	Proposed Funds	Total	FHWA	AC	FTA	TH	Other
673	4	BB	TRF-0007-07	MN/DOT	SECTION 5311: CITY OF BENSON TRANSIT OPERATING ASSISTANCE	0.0	OB	OPERATE BUS	FTA	140,080	0	0	31,500	0	108,580
674	4	BB	TRF-0027-07	MN/DOT	SECTION 5311: BECKER COUNTY TRANSIT OPERATING ASSISTANCE	0.0	OB	OPERATE BUS	FTA	252,968	0	0	54,488	0	198,480
681	4	BB	TRF-0035-07	MN/DOT	SECTION 5311: CITY OF MORRIS TRANSIT OPERATING ASSISTANCE	0.0	OB	OPERATE BUS	FTA	318,064	0	0	75,180	0	242,884
682	4	BB	TRF-0041-07	MN/DOT	SECTION 5311: CITY OF PELICAN RAPIDS TRANSIT OPERATING ASSISTANCE	0.0	OB	OPERATE BUS	LF	8,755	0	0	0	0	8,755
684	4	BB	TRF-2490-07	MN/DOT	SECT 5311: MAHNOMEN COUNTY TRANSIT OPERATING ASSISTANCE	0.0	OB	OPERATE BUS	FTA	143,878	0	0	36,897	0	106,981
685	4	BB	TRF-3291-07	MN/DOT	SECT 5311: CLAY COUNTY TRANSIT OPERATING ASSISTANCE	0.0	OB	OPERATE BUS	FTA	252,041	0	0	62,910	0	189,131
686	4	BB	TRF-7067-07	MN/DOT	SECT 5311: RAINBOW RIDER TRANSIT OPERATING ASSISTANCE	0.0	OB	OPERATE BUS	FTA	931,944	0	0	142,080	0	789,864
687	4	BB	TRF-8830-07	MN/DOT	SECT 5311: GRANT COUNTY TRANSIT OPERATING ASSISTANCE	0.0	OB	OPERATE BUS	FTA	115,669	0	0	18,760	0	96,909
819	6	BB	TRF-0001-07	MN/DOT	SECT 5311: CEDAR VALLEY TRANSIT OPERATING ASSISTANCE	0.0	OB	OPERATE BUS	FTA	186,430	0	0	33,150	0	153,280
820	6	BB	TRF-0020-07	MN/DOT	SECT 5311: CITY OF FARIBAUT TRANSIT OPERATING ASSISTANCE	0.0	OB	OPERATE BUS	FTA	158,929	0	0	37,236	0	121,693
822	6	BB	TRF-0039-07	MN/DOT	SECT 5311: CITY OF NORTHFIELD TRANSIT OPERATING ASSISTANCE	0.0	OB	OPERATE BUS	FTA	273,671	0	0	50,310	0	223,361
830	6	BB	TRF-0065-07	MN/DOT	SECT 5311: CITY OF WINONA TRANSIT OPERATING ASSISTANCE	0.0	OB	OPERATE BUS	FTA	404,584	0	0	90,356	0	314,228
831	6	BB	TRF-1977-07	MN/DOT	SECT 5311: SEMCAC TRANSIT OPERATING ASSISTANCE	0.0	OB	OPERATE BUS	FTA	202,395	0	0	42,000	0	160,395
832	6	BB	TRF-2497-07	MN/DOT	SECT 5311: CITY OF STEWARTVILLE TRANSIT OPERATING ASSISTANCE	0.0	OB	OPERATE BUS	FTA	64,375	0	0	15,000	0	49,375
833	6	BB	TRF-3342-07	MN/DOT	SECT 5311: STEELE CO. TRANSIT OPERATING ASSISTANCE	0.0	OB	OPERATE BUS	FTA	355,556	0	0	79,547	0	276,009
835	6	BB	TRF-7071-07	MN/DOT	SECT 5311: AMCAT TRANSIT OPERATING ASSISTANCE	0.0	OB	OPERATE BUS	FTA	470,710	0	0	80,727	0	389,983
836	6	BB	TRF-7284-07	MN/DOT	SECT 5311: THREE RIVERS TRANSIT OPERATING ASSISTANCE	0.0	OB	OPERATE BUS	FTA	676,504	0	0	159,318	0	517,186
1032	7	BB	TRF-0014-07	MN/DOT	SECT 5311: COTTONWOOD CO TRANSIT OPERATING ASSISTANCE	0.0	OB	OPERATE BUS	FTA	107,738	0	0	21,480	0	86,258

FTA SECTION 5311
Fiscal Year: 2007

STIP for FY 2007-2009

Seq #	ATP	Route System	Project Number	Agency	Description	Miles	Program	Type of Work	Proposed Funds	Total	FHWA	AC	FTA	TH	Other
1033	7	BB	TRF-0025-07	MN/DOT	SECT 5311: CITY OF LESUEUR TRANSIT OPERATING ASSISTANCE	0.0	OB	OPERATE BUS	FTA	171,598	0	0	41,280	0	130,318
1034	7	BB	TRF-0028-07	MN/DOT	SECT 5311: CITY OF MANKATO TRANSIT OPERATING ASSISTANCE	0.0	OB	OPERATE BUS	FTA	1,128,056	0	0	197,910	0	930,146
1035	7	BB	TRF-0046-07	MN/DOT	SECT 5311: MARTIN CO TRANSIT OPERATING ASSISTANCE	0.0	OB	OPERATE BUS	FTA	381,718	0	0	74,430	0	307,288
1036	7	BB	TRF-0083-07	MN/DOT	SECT 5311: WATONWAN CO TRANSIT OPERATING ASSISTANCE	0.0	OB	OPERATE BUS	FTA	172,525	0	0	29,250	0	143,275
1037	7	BB	TRF-0280-07	MN/DOT	SECT 5311: BROWN CO TRANSIT OPERATING ASSISTANCE	0.0	OB	OPERATE BUS	FTA	494,709	0	0	116,490	0	378,219
1038	7	BB	TRF-2494-07	MN/DOT	SECT 5311: SMOC/NOBLES TRANSIT OPERATING ASSISTANCE	0.0	OB	OPERATE BUS	FTA	266,152	0	0	60,625	0	205,527
1039	7	BB	TRF-2496-07	MN/DOT	SECT 5311: CITY OF ST PETER TRANSIT OPERATING ASSISTANCE	0.0	OB	OPERATE BUS	FTA	213,313	0	0	47,550	0	165,763
1040	7	BB	TRF-3274-07	MN/DOT	SECT 5311: FARIBAULT CO TRANSIT OPERATING ASSISTANCE	0.0	OB	OPERATE BUS	FTA	145,951	0	0	36,354	0	109,597
1041	7	BB	TRF-3331-07	MN/DOT	SECT 5311: ROCK CO TRANSIT OPERATING ASSISTANCE	0.0	OB	OPERATE BUS	FTA	263,268	0	0	62,682	0	200,586
1169	8	BB	TRF-0026-07	MN/DOT	SECT 5311: LINCOLN CO TRANSIT OPERATING ASSISTANCE	0.0	OB	OPERATE BUS	FTA	148,835	0	0	35,850	0	112,985
1170	8	BB	TRF-0032-07	MN/DOT	SECT 5311: CITY OF MONTEVIDEO TRANSIT OPERATING ASSISTANCE	0.0	OB	OPERATE BUS	FTA	112,888	0	0	27,255	0	85,633
1171	8	BB	TRF-1075-07	MN/DOT	SECT 5311: KANDIYOHI CO TRANSIT OPERATING ASSISTANCE	0.0	OB	OPERATE BUS	FTA	752,106	0	0	165,660	0	586,446
1172	8	BB	TRF-1724-07	MN/DOT	SECT 5311: PIPESTONE CO TRANSIT OPERATING ASSISTANCE	0.0	OB	OPERATE BUS	FTA	264,813	0	0	59,386	0	205,427
1173	8	BB	TRF-1738-07	MN/DOT	SECT 5311: PRAIRIE FIVE CAC TRANSIT OPERATING ASSISTANCE	0.0	OB	OPERATE BUS	FTA	530,553	0	0	94,530	0	436,023
1174	8	BB	TRF-2387-07	MN/DOT	SECT 5311: WESTERN COMMUNITY ACTION, INC. TRANSIT OPERATING ASSISTANCE	0.0	OB	OPERATE BUS	FTA	871,174	0	0	145,290	0	725,884
1175	8	BB	TRF-2486-07	MN/DOT	SECT 5311: CITY OF DAWSON TRANSIT OPERATING ASSISTANCE	0.0	OB	OPERATE BUS	FTA	74,984	0	0	17,865	0	57,119
1176	8	BB	TRF-2488-07	MN/DOT	SECT 5311: CITY OF GRANITE FALLS TRANSIT OPERATING ASSISTANCE	0.0	OB	OPERATE BUS	FTA	83,533	0	0	17,130	0	66,403
1177	8	BB	TRF-3301-07	MN/DOT	SECT 5311: TRAILBLAZER TRANSIT OPERATING ASSISTANCE	0.0	OB	OPERATE BUS	FTA	818,644	0	0	169,440	0	649,204

FTA SECTION 5311
Fiscal Year: 2007

STIP for FY 2007-2009

Seq #	ATP	Route System	Project Number	Agency	Description	Miles	Program	Type of Work	Proposed Funds	Total	FHWA	AC	FTA	TH	Other
1178	8	BB	TRF-3312-07	MN/DOT	SECT 5311: MEEKER CO TRANSIT OPERATING ASSISTANCE	0.0	OB	OPERATE BUS	FTA	218,978	0	0	212,600	0	6,378
1179	8	BB	TRF-3325-07	MN/DOT	SECT 5311: MURRAY CO TRANSIT OPERATING ASSISTANCE	0.0	OB	OPERATE BUS	FTA	78,177	0	0	17,970	0	60,207
1180	8	BB	TRF-3339-07	MN/DOT	SECT 5311: RENVILLE CO TRANSIT OPERATING ASSISTANCE	0.0	OB	OPERATE BUS	FTA	205,897	0	0	35,670	0	170,227
1320	M	BB	TRF-0009-07	MN/DOT	SECT 5311: CARVER COUNTY TRANSIT OPERATING ASSISTANCE	0.0	OB	OPERATE BUS	FTA	460,041	0	0	88,100	0	371,941
1321	M	BB	TRF-0051-07	MN/DOT	SECT 5311: SCOTT COUNTY TRANSIT OPERATING ASSISTANCE	0.0	OB	OPERATE BUS	FTA	1,463,755	0	0	98,700	0	1,365,055
1322	M	BB	TRF-3703-07	MN/DOT	SECT 5311: CITY OF HASTINGS TRANSIT OPERATING ASSISTANCE	0.0	OB	OPERATE BUS	FTA	317,631	0	0	42,600	0	275,031
Summary for Year = 2007 (60 projects)										\$23,397,718	\$0	\$0	\$4,763,728	\$0	\$18,633,990

FTA SECTION 5311
Fiscal Year: 2008

STIP for FY 2007-2009

Seq #	ATP	Route System	Project Number	Agency	Description	Miles	Program	Type of Work	Proposed Funds	Total	FHWA	AC	FTA	TH	Other
85	1	BB	TRF-0005-08	MN/DOT	SECT 5311: AEOA TRANSIT OPERATING ASSISTANCE	0.0	OB	OPERATE BUS	FTA	3,238,716	0	0	561,690	0	2,677,026
86	1	BB	TRF-0012-08	MN/DOT	SECT 5311: CLOQUET TRANSIT OPERATING ASSISTANCE	0.0	OB	OPERATE BUS	FTA	0	0	0	0	0	0
90	1	BB	TRF-0022-08	MN/DOT	SECT 5311: HIBBING TRANSIT OPERATING ASSISTANCE	0.0	OB	OPERATE BUS	FTA	215,310	0	0	41,610	0	173,700
91	1	BB	TRF-0061-08	MN/DOT	SECT 5311: VIRGINIA TRANSIT OPERATING ASSISTANCE	0.0	OB	OPERATE BUS	FTA	209,050	0	0	44,715	0	164,335
297	2	BB	TRF-0006-08	MN/DOT	SECT 5311: PAUL BUNYAN TRANSIT OPERATING ASSISTANCE	0.0	OB	OPERATE BUS	FTA	582,116	0	0	139,560	0	442,556
301	2	BB	TRF-0058-08	MN/DOT	SECT 5311: TRI-VALLEY TRANSIT OPERATING ASSISTANCE	0.0	OB	OPERATE BUS	FTA	616,913	0	0	145,890	0	471,023
302	2	BB	TRF-1010-08	MN/DOT	SECT 5311: HUBBARD COUNTY TRANSIT OPERATING ASSISTANCE	0.0	OB	OPERATE BUS	FTA	201,571	0	0	38,469	0	163,102
303	2	BB	TRF-2487-08	MN/DOT	SECT 5311: CITY OF FOSSTON TRANSIT OPERATING ASSISTANCE	0.0	OB	OPERATE BUS	FTA	62,381	0	0	12,990	0	49,391
304	2	BB	TRF-3084-08	MN/DOT	SECT 5311: ROSEAU COUNTY TRANSIT OPERATING ASSISTANCE	0.0	OB	OPERATE BUS	FTA	265,225	0	0	62,310	0	202,915
305	2	BB	TRF-8819-08	MN/DOT	SECT 5311: RED LAKE RESERVATION TRANSIT OPERATING ASSISTANCE	0.0	OB	OPERATE BUS	FTA	156,058	0	0	68,050	0	88,008
490	3	BB	TRF-0042-08	MN/DOT	SECT 5311: CITY OF PINE RIVER TRANSIT OPERATING ASSISTANCE	0.0	OB	OPERATE BUS	FTA	67,367	0	0	17,760	0	49,607
500	3	BB	TRF-0055-08	MN/DOT	SECT 5311: RIVERRIDER TRANSIT OPERATING ASSISTANCE	0.0	OB	OPERATE BUS	FTA	689,585	0	0	139,208	0	550,377
501	3	BB	TRF-0057-08	MN/DOT	SECT 5311: TRI-CAP TRANSIT OPERATING ASSISTANCE	0.0	OB	OPERATE BUS	FTA	668,367	0	0	120,600	0	547,767
502	3	BB	TRF-0130-08	MN/DOT	SECT 5311: ANNANDALE TRANSIT OPERATING ASSISTANCE	0.0	OB	OPERATE BUS	FTA	119,882	0	0	17,520	0	102,362
503	3	BB	TRF-3449-08	MN/DOT	SECT 5311: CROW WING COUNTY/CITY OF BRAINERD TRANSIT OPERATING ASSISTANCE	0.0	OB	OPERATE BUS	FTA	786,551	0	0	188,738	0	597,813
504	3	BB	TRF-7068-08	MN/DOT	SECT 5311: ISANTI/COUNTY TRANSIT OPERATING ASSISTANCE	0.0	OB	OPERATE BUS	FTA	657,758	0	0	156,750	0	501,008
505	3	BB	TRF-7077-08	MN/DOT	SECT 5311: MILLE LACS COUNTY TRANSIT OPERATING ASSISTANCE	0.0	OB	OPERATE BUS	FTA	178,019	0	0	25,972	0	152,047
506	3	BB	TRF-9018-08	MN/DOT	SECT 5311: WADENA COUNTY OPERATING ASSISTANCE	0.0	OB	OPERATE BUS	FTA	240,081	0	0	56,340	0	183,741

FTA SECTION 5311
Fiscal Year: 2008

STIP for FY 2007-2009

Seq #	ATP	Route System	Project Number	Agency	Description	Miles	Program	Type of Work	Proposed Funds	Total	FHWA	AC	FTA	TH	Other
729	4	BB	TRF-0007-08	MN/DOT	SECTION 5311: CITY OF BENSON TRANSIT OPERATING ASSISTANCE	0.0	OB	OPERATE BUS	FTA	144,282	0	0	31,500	0	112,782
730	4	BB	TRF-0027-08	MN/DOT	SECTION 5311: BECKER COUNTY TRANSIT OPERATING ASSISTANCE	0.0	OB	OPERATE BUS	FTA	260,557	0	0	54,488	0	206,069
737	4	BB	TRF-0035-08	MN/DOT	SECTION 5311: CITY OF MORRIS TRANSIT OPERATING ASSISTANCE	0.0	OB	OPERATE BUS	FTA	327,606	0	0	75,180	0	252,426
738	4	BB	TRF-0041-08	MN/DOT	SECTION 5311: CITY OF PELICAN RAPIDS TRANSIT OPERATING ASSISTANCE	0.0	OB	OPERATE BUS	LF	9,018	0	0	0	0	9,018
739	4	BB	TRF-2490-08	MN/DOT	SECT 5311: MAHNOMEN COUNTY TRANSIT OPERATING ASSISTANCE	0.0	OB	OPERATE BUS	FTA	148,102	0	0	36,897	0	111,205
740	4	BB	TRF-3291-08	MN/DOT	SECT 5311: CLAY COUNTY TRANSIT OPERATING ASSISTANCE	0.0	OB	OPERATE BUS	FTA	259,602	0	0	62,910	0	196,692
741	4	BB	TRF-7067-08	MN/DOT	SECT 5311: RAINBOW RIDER TRANSIT OPERATING ASSISTANCE	0.0	OB	OPERATE BUS	FTA	959,902	0	0	142,080	0	817,822
742	4	BB	TRF-8830-08	MN/DOT	SECT 5311: GRANT COUNTY TRANSIT OPERATING ASSISTANCE	0.0	OB	OPERATE BUS	FTA	119,139	0	0	18,760	0	100,379
888	6	BB	TRF-0001-08	MN/DOT	SECT 5311: CEDAR VALLEY TRANSIT OPERATING ASSISTANCE	0.0	OB	OPERATE BUS	FTA	192,023	0	0	33,150	0	158,873
889	6	BB	TRF-0020-08	MN/DOT	SECT 5311: CITY OF FARIBAUT TRANSIT OPERATING ASSISTANCE	0.0	OB	OPERATE BUS	FTA	163,697	0	0	37,236	0	126,461
890	6	BB	TRF-0039-08	MN/DOT	SECT 5311: CITY OF NORTHFIELD TRANSIT OPERATING ASSISTANCE	0.0	OB	OPERATE BUS	FTA	281,881	0	0	50,310	0	231,571
895	6	BB	TRF-0065-08	MN/DOT	SECT 5311: CITY OF WINONA TRANSIT OPERATING ASSISTANCE	0.0	OB	OPERATE BUS	FTA	416,722	0	0	90,356	0	326,366
896	6	BB	TRF-1977-08	MN/DOT	SECT 5311: SEMCAC TRANSIT OPERATING ASSISTANCE	0.0	OB	OPERATE BUS	FTA	208,467	0	0	42,000	0	166,467
897	6	BB	TRF-2497-08	MN/DOT	SECT 5311: CITY OF STEWARTVILLE TRANSIT OPERATING ASSISTANCE	0.0	OB	OPERATE BUS	FTA	66,306	0	0	15,000	0	51,306
898	6	BB	TRF-3342-08	MN/DOT	SECT 5311: STEELE CO. TRANSIT OPERATING ASSISTANCE	0.0	OB	OPERATE BUS	FTA	366,223	0	0	79,547	0	286,676
900	6	BB	TRF-7071-08	MN/DOT	SECT 5311: AMCAT TRANSIT OPERATING ASSISTANCE	0.0	OB	OPERATE BUS	FTA	484,831	0	0	80,727	0	404,104
901	6	BB	TRF-7284-08	MN/DOT	SECT 5311: THREE RIVERS TRANSIT OPERATING ASSISTANCE	0.0	OB	OPERATE BUS	FTA	696,799	0	0	159,318	0	537,481
1078	7	BB	TRF-0014-08	MN/DOT	SECT 5311: COTTONWOOD CO TRANSIT OPERATING ASSISTANCE	0.0	OB	OPERATE BUS	FTA	110,970	0	0	21,480	0	89,490

FTA SECTION 5311
Fiscal Year: 2008

STIP for FY 2007-2009

Seq #	ATP	Route System	Project Number	Agency	Description	Miles	Program	Type of Work	Proposed Funds	Total	FHWA	AC	FTA	TH	Other
1079	7	BB	TRF-0025-08	MN/DOT	SECT 5311: CITY OF LESUEUR TRANSIT OPERATING ASSISTANCE	0.0	OB	OPERATE BUS	FTA	176,746	0	0	41,280	0	135,466
1080	7	BB	TRF-0028-08	MN/DOT	SECT 5311: CITY OF MANKATO TRANSIT OPERATING ASSISTANCE	0.0	OB	OPERATE BUS	FTA	1,161,898	0	0	197,910	0	963,988
1081	7	BB	TRF-0046-08	MN/DOT	SECT 5311: MARTIN CO TRANSIT OPERATING ASSISTANCE	0.0	OB	OPERATE BUS	FTA	393,170	0	0	74,430	0	318,740
1082	7	BB	TRF-0083-08	MN/DOT	SECT 5311: WATONWAN CO TRANSIT OPERATING ASSISTANCE	0.0	OB	OPERATE BUS	FTA	177,701	0	0	29,250	0	148,451
1083	7	BB	TRF-0280-08	MN/DOT	SECT 5311: BROWN CO TRANSIT OPERATING ASSISTANCE	0.0	OB	OPERATE BUS	FTA	509,550	0	0	116,490	0	393,060
1084	7	BB	TRF-2494-08	MN/DOT	SECT 5311: SMOG/NOBLES TRANSIT OPERATING ASSISTANCE	0.0	OB	OPERATE BUS	FTA	274,137	0	0	60,625	0	213,512
1085	7	BB	TRF-2496-08	MN/DOT	SECT 5311: CITY OF ST PETER TRANSIT OPERATING ASSISTANCE	0.0	OB	OPERATE BUS	FTA	219,712	0	0	47,550	0	172,162
1086	7	BB	TRF-3274-08	MN/DOT	SECT 5311: FARIBAULT CO TRANSIT OPERATING ASSISTANCE	0.0	OB	OPERATE BUS	FTA	150,330	0	0	36,354	0	113,976
1087	7	BB	TRF-3331-08	MN/DOT	SECT 5311: ROCK CO TRANSIT OPERATING ASSISTANCE	0.0	OB	OPERATE BUS	FTA	271,166	0	0	62,682	0	208,484
1213	8	BB	TRF-0026-08	MN/DOT	SECT 5311: LINCOLN CO TRANSIT OPERATING ASSISTANCE	0.0	OB	OPERATE BUS	FTA	153,300	0	0	35,850	0	117,450
1214	8	BB	TRF-0032-08	MN/DOT	SECT 5311: CITY OF MONTEVIDEO TRANSIT OPERATING ASSISTANCE	0.0	OB	OPERATE BUS	FTA	116,275	0	0	27,255	0	89,020
1215	8	BB	TRF-1075-08	MN/DOT	SECT 5311: KANDIYOHI CO TRANSIT OPERATING ASSISTANCE	0.0	OB	OPERATE BUS	FTA	774,669	0	0	165,660	0	609,009
1216	8	BB	TRF-1724-08	MN/DOT	SECT 5311: PIPESTONE CO TRANSIT OPERATING ASSISTANCE	0.0	OB	OPERATE BUS	FTA	272,757	0	0	59,386	0	213,371
1217	8	BB	TRF-1738-08	MN/DOT	SECT 5311: PRAIRIE FIVE CAC TRANSIT OPERATING ASSISTANCE	0.0	OB	OPERATE BUS	FTA	546,470	0	0	94,530	0	451,940
1218	8	BB	TRF-2387-08	MN/DOT	SECT 5311: WESTERN COMMUNITY ACTION, INC. TRANSIT OPERATING ASSISTANCE	0.0	OB	OPERATE BUS	FTA	897,309	0	0	145,290	0	752,019
1219	8	BB	TRF-2486-08	MN/DOT	SECT 5311: CITY OF DAWSON TRANSIT OPERATING ASSISTANCE	0.0	OB	OPERATE BUS	FTA	77,234	0	0	17,865	0	59,369
1220	8	BB	TRF-2488-08	MN/DOT	SECT 5311: CITY OF GRANITE FALLS TRANSIT OPERATING ASSISTANCE	0.0	OB	OPERATE BUS	FTA	86,039	0	0	17,130	0	68,909
1221	8	BB	TRF-3301-08	MN/DOT	SECT 5311: TRAILBLAZER TRANSIT OPERATING ASSISTANCE	0.0	OB	OPERATE BUS	FTA	843,203	0	0	169,440	0	673,763

FTA SECTION 5311
Fiscal Year: 2008

STIP for FY 2007-2009

Seq #	ATP	Route System	Project Number	Agency	Description	Miles	Program	Type of Work	Proposed Funds	Total	FHWA	AC	FTA	TH	Other
1222	8	BB	TRF-3312-08	MN/DOT	SECT 5311: MEEKER CO TRANSIT OPERATING ASSISTANCE	0.0	OB	OPERATE BUS	FTA	225,547	0	0	212,600	0	12,947
1223	8	BB	TRF-3325-08	MN/DOT	SECT 5311: MURRAY CO TRANSIT OPERATING ASSISTANCE	0.0	OB	OPERATE BUS	FTA	80,522	0	0	17,970	0	62,552
1224	8	BB	TRF-3339-08	MN/DOT	SECT 5311: RENVILLE CO TRANSIT OPERATING ASSISTANCE	0.0	OB	OPERATE BUS	FTA	212,074	0	0	35,670	0	176,404
1563	M	BB	TRF-0009-08	MN/DOT	SECT 5311: CARVER COUNTY TRANSIT OPERATING ASSISTANCE	0.0	OB	OPERATE BUS	FTA	473,842	0	0	88,100	0	385,742
1564	M	BB	TRF-0051-08	MN/DOT	SECT 5311: SCOTT COUNTY TRANSIT OPERATING ASSISTANCE	0.0	OB	OPERATE BUS	FTA	1,507,667	0	0	98,700	0	1,408,967
1565	M	BB	TRF-3703-08	MN/DOT	SECT 5311: CITY OF HASTINGS TRANSIT OPERATING ASSISTANCE	0.0	OB	OPERATE BUS	FTA	327,160	0	0	42,600	0	284,560
Summary for Year = 2008 (60 projects)										24,099,555	\$0	\$0	\$4,763,728	\$0	\$19,335,827

FTA SECTION 5311
Fiscal Year: 2009

STIP for FY 2007-2009

Seq #	ATP	Route System	Project Number	Agency	Description	Miles	Program	Type of Work	Proposed Funds	Total	FHWA	AC	FTA	TH	Other
158	1	BB	TRF-0005-09	MN/DOT	SECT 5311: AEOA TRANSIT OPERATING ASSISTANCE	0.0	OB	OPERATE BUS	FTA	3,335,877	0	0	561,690	0	2,774,187
159	1	BB	TRF-0012-09	MN/DOT	SECT 5311: CLOQUET TRANSIT OPERATING ASSISTANCE	0.0	OB	OPERATE BUS	FTA	0	0	0	0	0	0
163	1	BB	TRF-0022-09	MN/DOT	SECT 5311: HIBBING TRANSIT OPERATING ASSISTANCE	0.0	OB	OPERATE BUS	FTA	221,769	0	0	41,610	0	180,159
164	1	BB	TRF-0061-09	MN/DOT	SECT 5311: VIRGINIA TRANSIT OPERATING ASSISTANCE	0.0	OB	OPERATE BUS	FTA	215,322	0	0	44,715	0	170,607
349	2	BB	TRF-0006-09	MN/DOT	SECT 5311: PAUL BUNYAN TRANSIT OPERATING ASSISTANCE	0.0	OB	OPERATE BUS	FTA	599,579	0	0	139,560	0	460,019
353	2	BB	TRF-0058-09	MN/DOT	SECT 5311: TRI-VALLEY TRANSIT OPERATING ASSISTANCE	0.0	OB	OPERATE BUS	FTA	635,421	0	0	145,890	0	489,531
354	2	BB	TRF-1010-09	MN/DOT	SECT 5311: HUBBARD COUNTY TRANSIT OPERATING ASSISTANCE	0.0	OB	OPERATE BUS	FTA	207,618	0	0	38,469	0	169,149
355	2	BB	TRF-2487-09	MN/DOT	SECT 5311: CITY OF FOSSTON TRANSIT OPERATING ASSISTANCE	0.0	OB	OPERATE BUS	FTA	64,252	0	0	12,990	0	51,262
356	2	BB	TRF-3084-09	MN/DOT	SECT 5311: ROSEAU COUNTY TRANSIT OPERATING ASSISTANCE	0.0	OB	OPERATE BUS	FTA	273,182	0	0	62,310	0	210,872
357	2	BB	TRF-8819-09	MN/DOT	SECT 5311: RED LAKE RESERVATION TRANSIT OPERATING ASSISTANCE	0.0	OB	OPERATE BUS	FTA	160,740	0	0	68,050	0	92,690
579	3	BB	TRF-0042-09	MN/DOT	SECT 5311: CITY OF PINE RIVER TRANSIT OPERATING ASSISTANCE	0.0	OB	OPERATE BUS	FTA	69,388	0	0	17,760	0	51,628
594	3	BB	TRF-0055-09	MN/DOT	SECT 5311: RIVERRIDER TRANSIT OPERATING ASSISTANCE	0.0	OB	OPERATE BUS	FTA	710,273	0	0	139,208	0	571,065
595	3	BB	TRF-0057-09	MN/DOT	SECT 5311: TRI-CAP TRANSIT OPERATING ASSISTANCE	0.0	OB	OPERATE BUS	FTA	688,418	0	0	120,600	0	567,818
596	3	BB	TRF-0130-09	MN/DOT	SECT 5311: ANNANDALE TRANSIT OPERATING ASSISTANCE	0.0	OB	OPERATE BUS	FTA	123,478	0	0	17,520	0	105,958
597	3	BB	TRF-3449-09	MN/DOT	SECT 5311: CROW WING COUNTY/CITY OF BRAINERD TRANSIT OPERATING ASSISTANCE	0.0	OB	OPERATE BUS	FTA	810,148	0	0	188,738	0	621,410
598	3	BB	TRF-7068-09	MN/DOT	SECT 5311: ISANTI/COUNTY TRANSIT OPERATING ASSISTANCE	0.0	OB	OPERATE BUS	FTA	677,491	0	0	156,750	0	520,741
599	3	BB	TRF-7077-09	MN/DOT	SECT 5311: MILLE LACS COUNTY TRANSIT OPERATING ASSISTANCE	0.0	OB	OPERATE BUS	FTA	183,360	0	0	25,972	0	157,388
600	3	BB	TRF-9018-09	MN/DOT	SECT 5311: WADENA COUNTY OPERATING ASSISTANCE	0.0	OB	OPERATE BUS	FTA	247,283	0	0	56,340	0	190,943

FTA SECTION 5311
Fiscal Year: 2009

STIP for FY 2007-2009

Seq #	ATP	Route System	Project Number	Agency	Description	Miles	Program	Type of Work	Proposed Funds	Total	FHWA	AC	FTA	TH	Other
776	4	BB	TRF-0007-09	MN/DOT	SECTION 5311: CITY OF BENSON TRANSIT OPERATING ASSISTANCE	0.0	OB	OPERATE BUS	FTA	148,611	0	0	31,500	0	117,111
777	4	BB	TRF-0027-09	MN/DOT	SECTION 5311: BECKER COUNTY TRANSIT OPERATING ASSISTANCE	0.0	OB	OPERATE BUS	FTA	268,374	0	0	54,488	0	213,886
783	4	BB	TRF-0035-09	MN/DOT	SECTION 5311: CITY OF MORRIS TRANSIT OPERATING ASSISTANCE	0.0	OB	OPERATE BUS	FTA	337,434	0	0	75,180	0	262,254
784	4	BB	TRF-0041-09	MN/DOT	SECTION 5311: CITY OF PELICAN RAPIDS TRANSIT OPERATING ASSISTANCE	0.0	OB	OPERATE BUS	LF	9,288	0	0	0	0	9,288
785	4	BB	TRF-2490-09	MN/DOT	SECT 5311: MAHNOMEN COUNTY TRANSIT OPERATING ASSISTANCE	0.0	OB	OPERATE BUS	FTA	152,545	0	0	36,897	0	115,648
786	4	BB	TRF-3291-09	MN/DOT	SECT 5311: CLAY COUNTY TRANSIT OPERATING ASSISTANCE	0.0	OB	OPERATE BUS	FTA	267,390	0	0	62,910	0	204,480
787	4	BB	TRF-7067-09	MN/DOT	SECT 5311: RAINBOW RIDER TRANSIT OPERATING ASSISTANCE	0.0	OB	OPERATE BUS	FTA	988,699	0	0	142,080	0	846,619
788	4	BB	TRF-8830-09	MN/DOT	SECT 5311: GRANT COUNTY TRANSIT OPERATING ASSISTANCE	0.0	OB	OPERATE BUS	FTA	122,713	0	0	18,760	0	103,953
958	6	BB	TRF-0001-09	MN/DOT	SECT 5311: CEDAR VALLEY TRANSIT OPERATING ASSISTANCE	0.0	OB	OPERATE BUS	FTA	197,784	0	0	33,150	0	164,634
959	6	BB	TRF-0020-09	MN/DOT	SECT 5311: CITY OF FARIBAULT TRANSIT OPERATING ASSISTANCE	0.0	OB	OPERATE BUS	FTA	168,608	0	0	37,236	0	131,372
960	6	BB	TRF-0039-09	MN/DOT	SECT 5311: CITY OF NORTHFIELD TRANSIT OPERATING ASSISTANCE	0.0	OB	OPERATE BUS	FTA	290,338	0	0	50,310	0	240,028
963	6	BB	TRF-0065-09	MN/DOT	SECT 5311: CITY OF WINONA TRANSIT OPERATING ASSISTANCE	0.0	OB	OPERATE BUS	FTA	429,223	0	0	90,356	0	338,867
964	6	BB	TRF-1977-09	MN/DOT	SECT 5311: SEMCAC TRANSIT OPERATING ASSISTANCE	0.0	OB	OPERATE BUS	FTA	214,721	0	0	42,000	0	172,721
965	6	BB	TRF-2497-09	MN/DOT	SECT 5311: CITY OF STEWARTVILLE TRANSIT OPERATING ASSISTANCE	0.0	OB	OPERATE BUS	FTA	68,295	0	0	15,000	0	53,295
966	6	BB	TRF-3342-09	MN/DOT	SECT 5311: STEELE CO. TRANSIT OPERATING ASSISTANCE	0.0	OB	OPERATE BUS	FTA	377,209	0	0	79,547	0	297,662
968	6	BB	TRF-7071-09	MN/DOT	SECT 5311: AMCAT TRANSIT OPERATING ASSISTANCE	0.0	OB	OPERATE BUS	FTA	499,376	0	0	80,727	0	418,649
969	6	BB	TRF-7284-09	MN/DOT	SECT 5311: THREE RIVERS TRANSIT OPERATING ASSISTANCE	0.0	OB	OPERATE BUS	FTA	717,703	0	0	159,318	0	558,385
1135	7	BB	TRF-0014-09	MN/DOT	SECT 5311: COTTONWOOD CO TRANSIT OPERATING ASSISTANCE	0.0	OB	OPERATE BUS	FTA	114,299	0	0	21,480	0	92,819

FTA SECTION 5311
Fiscal Year: 2009

STIP for FY 2007-2009

Seq #	ATP	Route System	Project Number	Agency	Description	Miles	Program	Type of Work	Proposed Funds	Total	FHWA	AC	FTA	TH	Other
1136	7	BB	TRF-0025-09	MN/DOT	SECT 5311: CITY OF LESUEUR TRANSIT OPERATING ASSISTANCE	0.0	OB	OPERATE BUS	FTA	182,048	0	0	41,280	0	140,768
1137	7	BB	TRF-0028-09	MN/DOT	SECT 5311: CITY OF MANKATO TRANSIT OPERATING ASSISTANCE	0.0	OB	OPERATE BUS	FTA	1,196,755	0	0	197,910	0	998,845
1138	7	BB	TRF-0046-09	MN/DOT	SECT 5311: MARTIN CO TRANSIT OPERATING ASSISTANCE	0.0	OB	OPERATE BUS	FTA	404,965	0	0	74,430	0	330,535
1139	7	BB	TRF-0083-09	MN/DOT	SECT 5311: WATONWAN CO TRANSIT OPERATING ASSISTANCE	0.0	OB	OPERATE BUS	FTA	183,032	0	0	29,250	0	153,782
1140	7	BB	TRF-0280-09	MN/DOT	SECT 5311: BROWN CO TRANSIT OPERATING ASSISTANCE	0.0	OB	OPERATE BUS	FTA	524,837	0	0	116,490	0	408,347
1141	7	BB	TRF-2494-09	MN/DOT	SECT 5311: SMOG/NOBLES TRANSIT OPERATING ASSISTANCE	0.0	OB	OPERATE BUS	FTA	282,361	0	0	60,625	0	221,736
1142	7	BB	TRF-2496-09	MN/DOT	SECT 5311: CITY OF ST PETER TRANSIT OPERATING ASSISTANCE	0.0	OB	OPERATE BUS	FTA	226,304	0	0	47,550	0	178,754
1143	7	BB	TRF-3274-09	MN/DOT	SECT 5311: FARIBAULT CO TRANSIT OPERATING ASSISTANCE	0.0	OB	OPERATE BUS	FTA	154,839	0	0	36,354	0	118,485
1144	7	BB	TRF-3331-09	MN/DOT	SECT 5311: ROCK CO TRANSIT OPERATING ASSISTANCE	0.0	OB	OPERATE BUS	FTA	279,301	0	0	62,682	0	216,619
1272	8	BB	TRF-0026-09	MN/DOT	SECT 5311: LINCOLN CO TRANSIT OPERATING ASSISTANCE	0.0	OB	OPERATE BUS	FTA	157,899	0	0	35,850	0	122,049
1273	8	BB	TRF-0032-09	MN/DOT	SECT 5311: CITY OF MONTEVIDEO TRANSIT OPERATING ASSISTANCE	0.0	OB	OPERATE BUS	FTA	119,763	0	0	27,255	0	92,508
1274	8	BB	TRF-1075-09	MN/DOT	SECT 5311: KANDIYOHI CO TRANSIT OPERATING ASSISTANCE	0.0	OB	OPERATE BUS	FTA	797,909	0	0	165,660	0	632,249
1275	8	BB	TRF-1724-09	MN/DOT	SECT 5311: PIPESTONE CO TRANSIT OPERATING ASSISTANCE	0.0	OB	OPERATE BUS	FTA	280,940	0	0	59,386	0	221,554
1276	8	BB	TRF-1738-09	MN/DOT	SECT 5311: PRAIRIE FIVE CAC TRANSIT OPERATING ASSISTANCE	0.0	OB	OPERATE BUS	FTA	562,864	0	0	94,530	0	468,334
1277	8	BB	TRF-2387-09	MN/DOT	SECT 5311: WESTERN COMMUNITY ACTION, INC. TRANSIT OPERATING ASSISTANCE	0.0	OB	OPERATE BUS	FTA	924,228	0	0	145,290	0	778,938
1278	8	BB	TRF-2486-09	MN/DOT	SECT 5311: CITY OF DAWSON TRANSIT OPERATING ASSISTANCE	0.0	OB	OPERATE BUS	FTA	79,551	0	0	17,865	0	61,686
1279	8	BB	TRF-2488-09	MN/DOT	SECT 5311: CITY OF GRANITE FALLS TRANSIT OPERATING ASSISTANCE	0.0	OB	OPERATE BUS	FTA	88,620	0	0	17,130	0	71,490
1280	8	BB	TRF-3301-09	MN/DOT	SECT 5311: TRAILBLAZER TRANSIT OPERATING ASSISTANCE	0.0	OB	OPERATE BUS	FTA	868,499	0	0	169,440	0	699,059

FTA SECTION 5311
Fiscal Year: 2009

STIP for FY 2007-2009

Seq #	ATP	Route System	Project Number	Agency	Description	Miles	Program	Type of Work	Proposed Funds	Total	FHWA	AC	FTA	TH	Other
1281	8	BB	TRF-3312-09	MN/DOT	SECT 5311: MEEKER CO TRANSIT OPERATING ASSISTANCE	0.0	OB	OPERATE BUS	FTA	232,314	0	0	212,600	0	19,714
1282	8	BB	TRF-3325-09	MN/DOT	SECT 5311: MURRAY CO TRANSIT OPERATING ASSISTANCE	0.0	OB	OPERATE BUS	FTA	82,938	0	0	17,970	0	64,968
1283	8	BB	TRF-3339-09	MN/DOT	SECT 5311: RENVILLE CO TRANSIT OPERATING ASSISTANCE	0.0	OB	OPERATE BUS	FTA	218,436	0	0	35,670	0	182,766
1731	M	BB	TRF-0009-09	MN/DOT	SECT 5311: CARVER COUNTY TRANSIT OPERATING ASSISTANCE	0.0	OB	OPERATE BUS	FTA	488,058	0	0	88,100	0	399,958
1732	M	BB	TRF-0051-09	MN/DOT	SECT 5311: SCOTT COUNTY TRANSIT OPERATING ASSISTANCE	0.0	OB	OPERATE BUS	FTA	1,552,897	0	0	98,700	0	1,454,197
1733	M	BB	TRF-3703-09	MN/DOT	SECT 5311: CITY OF HASTINGS TRANSIT OPERATING ASSISTANCE	0.0	OB	OPERATE BUS	FTA	336,975	0	0	42,600	0	294,375
Summary for Year = 2009 (60 projects)										\$24,822,542	\$0	\$0	\$4,763,728	\$0	\$20,058,814

FTA SECTION 5316

Fiscal Year: 2007

STIP for FY 2007-2009

Seq #	ATP	Route System	Project Number	Agency	Description	Miles	Program	Type of Work	Proposed Funds	Total	FHWA	AC	FTA	TH	Other
1343	M	BB	TRF-TCMT-07EE	MET COUNCIL	SECT 5316: TWIN CITIES MET COUNCIL-JOB ACCESS/REVERSE COMMUTE PROJECTS (IND PROJECTS TBN)-2005/2006	0.0	JA	BUS GRANT CAPITAL IMPROVEMENT	FTA	2,000,000	0	0	1,000,000	0	1,000,000
1358	M	BB	TRF-TCMT-07T	MET COUNCIL	SECT 5316: TWIN CITIES MET COUNCIL-JOB ACCESS/REVERSE COMMUTE PROJECTS-2007	0.0	JA	BUS GRANT CAPITAL IMPROVEMENT	FTA	2,000,000	0	0	1,000,000	0	1,000,000
Summary for Year = 2007 (2 projects)										4,000,000	\$0	\$0	\$2,000,000	\$0	\$2,000,000

FTA SECTION 5316

Fiscal Year: 2008

STIP for FY 2007-2009

Seq #	ATP	Route System	Project Number	Agency	Description	Miles	Program	Type of Work	Proposed Funds	Total	FHWA	AC	FTA	TH	Other
1581	M	BB	TRF-TCMT-08P	MET COUNCIL	SECT 5316: TWIN CITIES MET COUNCIL-JOB ACCESS/REVERSE COMMUTE PROJECTS TBN	0.0	JA	BUS GRANT CAPITAL IMPROVEMENT	FTA	2,000,000	0	0	1,000,000	0	1,000,000
Summary for Year = 2008 (1 project)										2,000,000	\$0	\$0	\$1,000,000	\$0	\$1,000,000

FTA SECTION 5316

Fiscal Year: 2009

STIP for FY 2007-2009

Seq #	ATP	Route System	Project Number	Agency	Description	Miles	Program	Type of Work	Proposed Funds	Total	FHWA	AC	FTA	TH	Other
1757	M	BB	TRF-TCMT-09T	MET COUNCIL-MTS	SECT 5316: TWIN CITIES MET COUNCIL MTS-JOB ACCESS/REVERSE COMMUTE PROJECTS TBN	0.0	JA	BUS GRANT CAPITAL IMPROVEMENT	FTA	1,720,000	0	0	860,000	0	860,000
Summary for Year = 2009 (1 project)										1,720,000	\$0	\$0	\$860,000	\$0	\$860,000

FTA SECTION 5317

Fiscal Year: 2007

STIP for FY 2007-2009

Seq #	ATP	Route System	Project Number	Agency	Description	Miles	Program	Type of Work	Proposed Funds	Total	FHWA	AC	FTA	TH	Other
1345	M	BB	TRF-TCMT-07FF	MET COUNCIL-MTS	SECT 5317: TWIN CITIES MET COUNCIL MTS-NEW FREEDOMS (IND PROJECTS TBN)2006	0.0	NF	BUS GRANT CAPITAL IMPROVEMENT	FTA	636,224	0	0	508,979	0	127,245
1347	M	BB	TRF-TCMT-07GG	MET COUNCIL-MTS	SECT 5317: TWIN CITIES MET COUNCIL MTS-NEW FREEDOMS (IND PROJECTS TBN)2007	0.0	NF	BUS GRANT CAPITAL IMPROVEMENT	FTA	660,694	0	0	528,555	0	132,139
Summary for Year = 2007 (2 projects)										1,296,918	\$0	\$0	\$1,037,534	\$0	\$259,384

FTA SECTION 5317
Fiscal Year: 2008

STIP for FY 2007-2009

Seq #	ATP	Route System	Project Number	Agency	Description	Miles	Program	Type of Work	Proposed Funds	Total	FHWA	AC	FTA	TH	Other
1591	M	BB	TRF-TCMT-08Z	MET COUNCIL-MTS	SECT 5317: TWIN CITIES MET COUNCIL MTS-NEW FREEDOMS(IND PROJECTS TBN)2008	0.0	NF	BUS GRANT CAPITAL IMPROVEMENT	FTA	713,750	0	0	571,000	0	142,750
Summary for Year = 2008 (1 project)										713,750	\$0	\$0	\$571,000	\$0	\$142,750

FTA SECTION 5317

Fiscal Year: 2009

STIP for FY 2007-2009

Seq #	ATP	Route System	Project Number	Agency	Description	Miles	Program	Type of Work	Proposed Funds	Total	FHWA	AC	FTA	TH	Other
1758	M	BB	TRF-TCMT-09U	MET COUNCIL-MTS	SECT 5317: TWIN CITIES MET COUNCIL MTS-NEW FREEDOMS PROJECTS TBD-2009	0.0	NF	BUS GRANT CAPITAL IMPROVEMENT	FTA	755,000	0	0	604,000	0	151,000
Summary for Year = 2009 (1 project)										755,000	\$0	\$0	\$604,000	\$0	\$151,000

FTA SECTION 5339

Fiscal Year: 2007

STIP for FY 2007-2009

Seq #	ATP	Route System	Project Number	Agency	Description	Miles	Program	Type of Work	Proposed Funds	Total	FHWA	AC	FTA	TH	Other
1327	M	BB	TRF-RCRRA-07	RAMSEY COUNTY	SECT 5339: RED ROCK/RUSH LINE/CENTRAL CORRIDOR STUDIES-ALTERNATIVE ANALYSES	0.0	AA	BUS GRANT CAPITAL IMPROVEMENT	FTA	2,475,000	0	0	1,980,000	0	495,000
Summary for Year = 2007 (1 project)										\$2,475,000	\$0	\$0	\$1,980,000	\$0	\$495,000

**FHWA TRANSIT
Fiscal Year: 2007**

STIP for FY 2007-2009

Seq #	ATP	Route System	Project Number	Agency	Description	Miles	Program	Type of Work	Proposed Funds	Total	FHWA	AC	FTA	TH	Other
9	1	BB	TRS-0005-07	MN/DOT	ARROWHEAD TRANSIT, PURCHASE 4 BUSES (CLASS 500)	0.0	TR	PURCHASE BUS	STP	400,000	320,000	0	0	0	80,000
256	2	BB	TRS-0006-07	MN/DOT	PAUL BUNYAN TRANSIT, PURCHASE 2 3 BUSES (CLASS 400)	0.0	TR	PURCHASE BUS	STP	174,000	139,200	0	0	0	34,800
257	2	BB	TRS-0058-07	MN/DOT	TRI-VALLEY TRANSIT, PURCHASE 1 BUS (CLASS 400 -D)	0.0	TR	PURCHASE BUS	STP	60,000	48,000	0	0	0	12,000
258	2	BB	TRS-3084-07	MN/DOT	ROSEAU COUNTY - PURCHASE 1 BUS (CLASS 400)	0.0	TR	PURCHASE BUS	STP	58,000	46,400	0	0	0	11,600
419	3	BB	TRS-0048-07T	MN/DOT	SECTION 5309:ST CLOUD METRO BUS, PURCHASE AND RECONDITION BUS (CLASS 600)	0.0	TR	BUS GRANT CAPITAL IMPROVEMENT	STP	115,000	92,000	0	0	0	23,000
420	3	BB	TRS-0055-07T	MN/DOT	RIVER RIDER TRANSIT, PRUCHASE 1 BUS (CLASS 500)	0.0	TR	PURCHASE BUS	STP	105,000	84,000	0	0	0	21,000
421	3	BB	TRS-0057-07	MN/DOT	TRI-CAP, PURCHASE BUS (CLASS 500)	0.0	TR	PURCHASE BUS	STP	105,000	84,000	0	0	0	21,000
422	3	BB	TRS-0068-07	MN/DOT	ISANTI HEARTLAND, PURCHASE BUS (CLASS 400)	0.0	TR	PURCHASE BUS	STP	60,000	48,000	0	0	0	12,000
423	3	BB	TRS-0130-07T	MN/DOT	ANNANDALE, PURCHASE 1 BUS (CLASS 400)	0.0	TR	PURCHASE BUS	STP	60,000	48,000	0	0	0	12,000
424	3	BB	TRS-3449-07	MN/DOT	CROW WING COUNTY, PURCHASE BUS (CLASS 400)	0.0	TR	PURCHASE BUS	STP	60,000	48,000	0	0	0	12,000
425	3	BB	TRS-9018-07	MN/DOT	WADENA COUNTY, PURCHASE BUS (CLASS 400)	0.0	TR	PURCHASE BUS	STP	58,000	46,400	0	0	0	11,600
688	4	BB	TRS-0035-07	MORRIS	CITY OF MORRIS, PUCHASE BUS (CLASS 400)	0.0	TR	PURCHASE BUS	STP	56,000	44,800	0	0	0	11,200
689	4	BB	TRS-0041-07	PELICAN RAPIDS	CITY OF PELICAN RAPIDS, PURCHASE 1 BUS (CLASS 400)	0.0	TR	PURCHASE BUS	STP	56,000	44,800	0	0	0	11,200
690	4	BB	TRS-7067-07	MULTICOUNTY	RAINBOW RIDER, PUCHASE 4 BUSES (CLASS 400)	0.0	TR	PURCHASE BUS	STP	224,000	179,200	0	0	0	44,800
837	6	BB	TRS-0039-07A	MN/DOT	CITY OF NORTHFIELD, PURCHASE 1 BUS (CLASS 500)	0.0	TR	PURCHASE BUS	STP	107,000	85,600	0	0	0	21,400
838	6	BB	TRS-0047-07B	ROCHESTER TRANSIT	ROCHESTER RR, PURCHASE 1 BUS (CLASS 700)(5307)	0.0	TR	PURCHASE BUS	STP	295,491	236,393	0	0	0	59,098
839	6	BB	TRS-0047-07T	ROCHESTER TRANSIT	ROCHESTER, PURCHASE LARGE BUSES (CLASS 700)	0.0	TR	PURCHASE BUS	STP	342,500	274,000	0	0	0	68,500
840	6	BB	TRS-0065-07T	MN/DOT	WINONA, PURCHASE 2 BUSES (CLASS 600)	0.0	TR	PURCHASE BUS	STP	268,000	214,400	0	0	0	53,600
841	6	BB	TRS-3342-07	MN/DOT	STEELE COUNTY, PURCHASE 1 BUS (CLASS 400)	0.0	TR	PURCHASE BUS	STP	57,000	45,600	0	0	0	11,400
842	6	BB	TRS-3780-07T	MN/DOT	LA CRESCENT, PURCHASE 1 BUS (CLASS 600)	0.0	TR	PURCHASE BUS	STP	134,000	107,200	0	0	0	26,800

FHWA TRANSIT
Fiscal Year: 2007

STIP for FY 2007-2009

Seq #	ATP	Route System	Project Number	Agency	Description	Miles	Program	Type of Work	Proposed Funds	Total	FHWA	AC	FTA	TH	Other
843	6	BB	TRS-7071-07T	MN/DOT	MOWER COUNTY, PURCHASE 1 BUS (CLASS 400)	0.0	TR	PURCHASE BUS	STP	56,000	44,800	0	0	0	11,200
844	6	BB	TRS-7284-07	MN/DOT	THREE RIVERS, PURCHASE 1 BUS (CLASS 400)	0.0	TR	PURCHASE BUS	STP	57,000	45,600	0	0	0	11,400
1042	7	BB	TRS-0014-07	MN/DOT	COTTONWOOD CO, PURCHASE 1 BUS (CLASS 400)	0.0	TR	PURCHASE BUS	STP	56,000	44,800	0	0	0	11,200
1043	7	BB	TRS-0046-07	MN/DOT	MARTIN CO BUS PURCHASE 1 BUS (CLASS 400)	0.0	TR	PURCHASE BUS	STP	56,000	44,800	0	0	0	11,200
1044	7	BB	TRS-0280-07	MN/DOT	BROWN CO BUS PURCHASE 1 BUS (CLASS 400)	0.0	TR	PURCHASE BUS	STP	56,000	44,800	0	0	0	11,200
1045	7	BB	TRS-7071-07T	MN/DOT	MANKATO, PURCHASE 1 LARGE BUSS (CLASS 700)	0.0	TR	PURCHASE BUS	STP	262,500	210,000	0	0	0	52,500
1181	8	BB	TRS-1075-07	MN/DOT	KANDIYOHI AREA TRANSIT, PURCHASE 1 BUS (CLASS 400)	0.0	TR	PURCHASE BUS	STP	58,000	46,400	0	0	0	11,600
1182	8	BB	TRS-1724-07	MN/DOT	PIPESTONE COUNTY, PURCHASE 1 BUS (CLASS 400)	0.0	TR	PURCHASE BUS	STP	58,000	46,400	0	0	0	11,600
1183	8	BB	TRS-1738-07	MN/DOT	PRAIRIE FIVE, PURCHASE 1 BUS (CLASS 400)	0.0	TR	PURCHASE BUS	STP	58,000	46,400	0	0	0	11,600
1184	8	BB	TRS-2042-07T	MN/DOT	TRAILBLAZER, PURCHASE 1 BUS (CLASS 400)	0.0	TR	PURCHASE BUS	STP	56,000	44,800	0	0	0	11,200
1185	8	BB	TRS-2387-07	MN/DOT	WESTERN COMMUNITY ACTION, PURCHASE 1 BUS (CLASS 400)	0.0	TR	PURCHASE BUS	STP	58,000	46,400	0	0	0	11,600
1186	8	BB	TRS-3301-07	MN/DOT	TRAILBLAZER, PURCHASE 1 BUS (CLASS 400)	0.0	TR	PURCHASE BUS	STP	58,000	46,400	0	0	0	11,600
1187	8	BB	TRS-3312-07	MN/DOT	MEEKER COUNTY, PURCHASE 1 BUS (CLASS 400)	0.0	TR	PURCHASE BUS	STP	58,000	46,400	0	0	0	11,600
1188	8	BB	TRS-3339-07	MN/DOT	RENVILLE COUNTY, PURCHASE 1 BUS (CLASS 400)	0.0	TR	PURCHASE BUS	STP	58,000	46,400	0	0	0	11,600
1366	M	BB	TRS-7068-07A	MNDOT	HEARTLAND EXPRESS-PURCHASE CLASS 400 BUS	0.0	TR	PURCHASE BUS	STP	54,000	43,200	0	0	0	10,800
1367	M	BB	TRS-RCRRA-06	RAMSEY COUNTY	SECT 1301: UNION DEPOT MULTIMODAL TRANSIT FACILITY IN ST PAUL (OTHER \$\$ INCLUDE \$3.5M OF 2006 STATE BONDS)	0.0	TR	MISCELLANEOUS	PNRS	19,437,500	12,750,000	0	0	0	6,687,500
1368	M	BB	TRS-RCRRA-07	RAMSEY COUNTY	SECT 1301: UNION DEPOT MULTIMODAL TRANSIT FACILITY IN ST PAUL	0.0	TR	MISCELLANEOUS	PNRS	13,281,250	10,625,000	0	0	0	2,656,250
1369	M	CMAQ	CM-05-10	CITY OF RAMSEY	PROVIDE EXPRESS BUS SERVICE BETWEEN THE CITY OF RAMSEY AND MPLS-9(AC PROJECT, PAYBACK IN 2009, 2010, 2011)	0.0	TR	BUS GRANT CAPITAL IMPROVEMENT	CMAQ	310,280	0	1,241,118	0	0	310,280
1403	M	BB	62-030-09	RAMSEY COUNTY	CENTRAL CORRIDOR LRT-PRELIMINARY ENGINEERING	0.0	TR	BUS GRANT CAPITAL IMPROVEMENT	STP	5,625,000	4,500,000	0	0	0	1,125,000

FHWA TRANSIT
Fiscal Year: 2007

STIP for FY 2007-2009

Seq #	ATP	Route System	Project Number	Agency	Description	Miles	Program	Type of Work	Proposed Funds	Total	FHWA	AC	FTA	TH	Other
1408	M	CMAQ	70-596-01	SCOTT COUNTY	SITE PREPARATION TO CONSTRUCT 500 STALL PARK-N-RIDE SURFACE LOT SOUTH OF TH 169, EAST OF CSAH 18 IN THE CITY OF SHAKOPEE (AC PROJECT, PAYBACK IN FY 2009)	0.0	TR	BUS GRANT CAPITAL IMPROVEMENT	CMAQ	35,000	0	140,000	0	0	35,000
1409	M	CMAQ	70-596-02	SCOTT COUNTY	CONSTRUCT 500 STALL PARK-N-RIDE SURFACE LOT SOUTH OF TH 169, EAST OF CSAH 18 IN THE CITY OF SHAKOPEE(AC PROJECT-PAYBACK IN FY 2009)	0.0	TR	BUS GRANT CAPITAL IMPROVEMENT	CMAQ	681,260	0	1,125,040	0	0	681,260
1417	M	CSAH 81	90-595-08	MET COUNCIL - MT	CSAH 81 AND BROOKLYN BLVD IN BROOKLYN PARK, CONSTRUCT NEW 800-CAR PARK/RIDE LOT	0.0	TR	MISCELLANEOUS	CMAQ	7,617,500	6,094,000	0	0	0	1,523,500
1418	M	CSAH 19	90-595-10	MET COUNCIL - MT	CSAH 19 AND I-94 IN LAKE ELMO-CONSTRUCT NEW 500, CAR PARK/RIDE LOT	0.0	TR	BUS GRANT CAPITAL IMPROVEMENT	CMAQ	4,432,000	3,545,600	0	0	0	886,400
1425	M	CMAQ	91-595-18	SOUTHWEST METRO TRANSIT COMMISSION	NEAR TH 101/TH 212, PASSENGER STATION,PARK/RIDE STALLS, ETC	0.0	TR	BUS GRANT CAPITAL IMPROVEMENT	CMAQ	3,200,000	1,565,652	0	0	0	1,634,348
1429	M	CMAQ	103-080-02	CITY OF ANOKA	CONSTRUCT - 400- STALL STRUCTURED PARKING FACILITY ADJACENT TO PROPOSED NORTHSTAR COMMUTER RAIL STATION (AC PROJECT, AC PAYBACK IN FY 2010)	0.0	TR	BUS GRANT CAPITAL IMPROVEMENT	CMAQ	2,996,000	0	5,885,000	0	0	2,996,000
1440	M	CMAQ	141-595-01	MINNEAPOLIS	DOWNTOWN CIRCULATOR TRANSIT TERMINAL, HVAC, ELEVATOR, WAITING AREAS (AFFORDABLE HOUSING PROJECT)	0.0	TR	BUS CAPITAL IMPROVEMENT	CMAQ	1,111,969	889,575	0	0	0	222,394
1462	M	CMAQ	199-080-02	CITY OF RAMSEY	CONSTRUCT TRANSIT FACILITY TO PROVIDE 200 ADDITIONAL PARK-N-RIDE STALLS IN RAMSEY (AC PROJECT, AC PAYBACK IN FY 2009)	0.0	TR	BUS GRANT CAPITAL IMPROVEMENT	CMAQ	875,700	0	3,502,800	0	0	875,700
1499	M	TH 61	6222-158	MNDOT	FROM CO RD C TO BEAM AVE IN MAPLEWOOD- CONSTRUCT BUS ONLY SHOULDER	0.5	TR	GRADE AND SURFACE	SF	270,000	0	0	0	270,000	0
1503	M	TH 65	0208-122	MET COUNCIL -MT	IN EAST BETHEL, PARK & RIDE LOT (BAP TRANSIT ADVANTAGE PROJECT)	0.0	TR	GRADE AND SURFACE	BF	200,000	0	0	0	0	200,000
1517	M	TH 100	2735-188	MNDOT	AT DULUTH ST IN GOLDEN VALLEY-PARK & RIDE LOT(BAP TRANSIT ADVANTAGE PROJECT)	0.0	TR	MISCELLANEOUS	BF	4,500,000	0	0	0	0	4,500,000
1526	M	TH 169	7005-80	MNDOT	AT CSAH 18 IN SHAKOPEE-PARK & RIDE LOT(BAP TRANSIT ADVANTAGE PROJECT)	0.0	TR	MISCELLANEOUS	BF	1,500,000	0	0	0	0	1,500,000
1529	M	TH 212	1017-14	MNDOT	AT TH 41 IN CHASKA-PARK & RIDE LOT(BAP TRANSIT ADVANTAGE PROJECT)	0.0	TR	MISCELLANEOUS	BF	1,000,000	0	0	0	0	1,000,000
1530	M	TH 212	1017-15	MNDOT	AT TH 101 IN CHANHASSEN-PARK & RIDE LOT(BAP TRANSIT ADVANTAGE PROJECT)	0.0	TR	MISCELLANEOUS	BF	3,170,000	0	0	0	0	3,170,000
Summary for Year = 2007 (53 projects)										\$74,097,950	\$43,053,420	\$11,893,958	\$0	\$270,000	\$30,774,530

**FHWA TRANSIT
Fiscal Year: 2008**

STIP for FY 2007-2009

Seq #	ATP	Route System	Project Number	Agency	Description	Miles	Program	Type of Work	Proposed Funds	Total	FHWA	AC	FTA	TH	Other
92	1	BB	TRS-0005-08	MN/DOT	ARROWHEAD TRANSIT, PURCHASE 8 BUSES, 6 (CLASS 500), 2 (CLASS 400)	0.0	TR	PURCHASE BUS	STP	824,000	659,200	0	0	0	164,800
93	1	BB	TRS-0012-08	MN/DOT	CITY OF CLOQUET, PURCHASE 1 BUS (CLASS 500)	0.0	TR	PURCHASE BUS	STP	103,000	82,400	0	0	0	20,600
94	1	BB	TRS-0016-08	DULUTH TRANSIT AUTHORITY	DULUTH TRANSIT AUTHORITY, PURCHASE 6 BUSES (CLASS 400)	0.0	TR	PURCHASE BUS	STP	342,000	273,600	0	0	0	68,400
95	1	BB	TRS-0016-08T	MN/DOT	DULUTH, PURCHASE 2 BUSES (CLASS 700)	0.0	TR	PURCHASE BUS	STP	600,000	480,000	0	0	0	120,000
96	1	BB	TRS-0022-08	MN/DOT	CITY OF HIBBING, PURCHASE 2 BUSES (CLASS 500)	0.0	TR	PURCHASE BUS	STP	206,000	164,800	0	0	0	41,200
97	1	BB	TRS-0061-08	MN/DOT	CITY OF VIRGINIA, PURCHASE 1 BUS (CLASS 500)	0.0	TR	PURCHASE BUS	STP	100,000	80,000	0	0	0	20,000
306	2	BB	TRS-0058-08	MN/DOT	TRI-VALLEY TRANSIT, PURCHASE 1 BUS (CLASS 500)	0.0	TR	PURCHASE BUS	STP	108,000	86,400	0	0	0	21,600
307	2	BB	TRS-1010-08	MN/DOT	HUBBARD COUNTY, PURCHASE 1 BUS (CLASS 400)	0.0	TR	PURCHASE BUS	STP	60,000	48,000	0	0	0	12,000
308	2	BB	TRS-3084-08	MN/DOT	ROSEAU COUNTY, PURCHASE 1 BUS (CLASS 400)	0.0	TR	PURCHASE BUS	STP	60,000	48,000	0	0	0	12,000
309	2	BB	TRS-8819-08	MN/DOT	RED LAKE TRANSIT, PURCHASE 1 BUS (CLASS 400)	0.0	TR	PURCHASE BUS	STP	60,000	48,000	0	0	0	12,000
310	2	BB	TRS-9036-08	MN/DOT	DISTRICTWIDE TRANSIT SETASIDE - FY 2008	0.0	TR	PURCHASE BUS	STP	19,600	19,600	0	0	0	0
507	3	BB	TRS-0055-08	MN/DOT	RIVERRIDER, PURCHASE ONE BUS (CLASS 500)	0.0	TR	PURCHASE BUS	STP	108,600	86,400	0	0	0	22,200
508	3	BB	TRS-0057-08	MN/DOT	TRI-CAP, PURCHASE ONE BUS (CLASS 400)	0.0	TR	PURCHASE BUS	STP	64,000	51,200	0	0	0	12,800
509	3	BB	TRS-3449-08	MN/DOT	CITY OF BRAINERD, PURCHASE ONE BUS (CLASS 400)	0.0	TR	PURCHASE BUS	STP	62,000	49,600	0	0	0	12,400
510	3	BB	TRS-7068-08	MN/DOT	ISANTI CO, PURCHASE ONE BUS (CLASS 400)	0.0	TR	PURCHASE BUS	STP	62,000	49,600	0	0	0	12,400
511	3	BB	TRS-7077-08	MN/DOT	MILLE LACS COUNTY PUBLIC TRANSIT, ONE BUS (CLASS 400)	0.0	TR	PURCHASE BUS	STP	62,000	49,600	0	0	0	12,400
743	4	BB	TRS-0007-08	MN/DOT	CITY OF BENSON, PURCHASE BUS (CLASS 400)	0.0	TR	PURCHASE BUS	STP	58,000	46,400	0	0	0	11,600
744	4	BB	TRS-0027-08	MN/DOT	BECKER COUNTY, PURCHASE BUS (CLASS 400)	0.0	TR	PURCHASE BUS	STP	58,000	46,400	0	0	0	11,600
745	4	BB	TRS-3291-08	MN/DOT	CLAY COUNTY, PURCHASE BUS (CLASS 400)	0.0	TR	PURCHASE BUS	STP	58,000	46,400	0	0	0	11,600
746	4	BB	TRS-7067-08	MN/DOT	RAINBOW RIDER, PURCHASE 3 BUSES (CLASS 400)	0.0	TR	PURCHASE BUS	STP	174,000	139,200	0	0	0	34,800
747	4	BB	TRS-8830-08	MN/DOT	GRANT COUNTY, PURCHASE BUS (CLASS 400)	0.0	TR	PURCHASE BUS	STP	58,000	46,400	0	0	0	11,600
902	6	BB	TRS-0020-07A	MN/DOT	CITY OF FARIBAULT, PURCHASE 1 BUS (CLASS 400)	0.0	TR	PURCHASE BUS	STP	57,000	45,600	0	0	0	11,400

FHWA TRANSIT
Fiscal Year: 2008

STIP for FY 2007-2009

Seq #	ATP	Route System	Project Number	Agency	Description	Miles	Program	Type of Work	Proposed Funds	Total	FHWA	AC	FTA	TH	Other
903	6	BB	TRS-0039-08A	MN/DOT	CITY OF NORTHFIELD, PURCHASE 1 BUS (CLASS 400)	0.0	TR	PURCHASE BUS	STP	59,000	47,200	0	0	0	11,800
904	6	BB	TRS-1977-08A	MN/DOT	SEMCAC PUBLIC TRANSIT (DODGE, FILLMORE, HOUSTON, STEELE AND WINONA COUNTIES), PURCHASE 1 BUS (CLASS 400)	0.0	TR	PURCHASE BUS	STP	59,000	47,200	0	0	0	11,800
905	6	BB	TRS-1977-08T	MN/DOT	SEMCAC PUBLIC TRANSIT, PURCHASE 1 BUS (CLASS 400)	0.0	TR	PURCHASE BUS	STP	58,000	46,400	0	0	0	11,600
906	6	BB	TRS-3342-08T	MN/DOT	STEELE COUNTY PUBLIC TRANSIT - PURCHASE 1 BUS (CLASS 400)	0.0	TR	PURCHASE BUS	STP	58,000	46,400	0	0	0	11,600
907	6	BB	TRS-7071-08A	MN/DOT	MOWER COUNTY, PURCHASE 1 BUS (CLASS 400)	0.0	TR	PURCHASE BUS	STP	59,000	47,200	0	0	0	11,800
908	6	BB	TRS-7071-08T	MN/DOT	MOWER COUNTY, PURCHASE 1 BUS (CLASS 400)	0.0	TR	PURCHASE BUS	STP	58,000	46,400	0	0	0	11,600
909	6	BB	TRS-7284-08T	MN/DOT	THREE RIVERS PUBLIC TRANSIT (GOODHUE & WABASHA COS), PURCHASE 1 BUS (CLASS 400)	0.0	TR	PURCHASE BUS	STP	58,000	46,400	0	0	0	11,600
1088	7	BB	TRS-0028-08T	MN/DOT	MANKATO, PURCHASE 1 LARGE BUSS (CLASS 700)	0.0	TR	PURCHASE BUS	STP	262,500	210,000	0	0	0	52,500
1089	7	BB	TRS-8807-08	MN/DOT	TRANSIT SETASIDE - 2008	0.0	TR	PURCHASE BUS	STP	287,500	230,000	0	0	0	57,500
1225	8	BB	TRS-1075-08	MN/DOT	KANDIYOHI AREA TRANSIT, PURCHASE 1 BUS (CLASS 400)	0.0	TR	PURCHASE BUS	STP	103,000	82,400	0	0	0	20,600
1226	8	BB	TRS-1724-08	MN/DOT	PIPESTONE COUNTY, PURCHASE 1 BUS (CLASS 400)	0.0	TR	PURCHASE BUS	STP	59,000	47,200	0	0	0	11,800
1227	8	BB	TRS-2387-08	MN/DOT	WESTERN COMMUNITY ACTION, PURCHASE 1 BUS (CLASS 400)	0.0	TR	PURCHASE BUS	STP	59,000	47,200	0	0	0	11,800
1228	8	BB	TRS-3301-08	MN/DOT	TRAILBLAZER, PURCHASE 2 BUSES (CLASS 400)	0.0	TR	PURCHASE BUS	STP	118,000	94,400	0	0	0	23,600
1229	8	BB	TRS-3312-08	MN/DOT	MEEKER COUNTY, PURCHASE 1 BUS (CLASS 400)	0.0	TR	PURCHASE BUS	STP	59,000	47,200	0	0	0	11,800
1230	8	BB	TRS-3339-08	MN/DOT	RENVILLE COUNTY, PURCHASE 1 BUS (CLASS 400)	0.0	TR	PURCHASE BUS	STP	59,000	47,200	0	0	0	11,800
1592	M	BB	TRS-7068-08A	MNDOT	HEARTLAND EXPRESS-PURCHASE CLASS 400 BUS	0.0	TR	PURCHASE BUS	STP	58,000	46,400	0	0	0	11,600
1593	M	BB	TRS-RCRRA-08	RAMSEY COUNTY	SECT 1301: UNION DEPOT MULTIMODAL TRANSIT FACILITY IN ST PAUL	0.0	TR	MISCELLANEOUS	PNRS	13,281,250	10,625,000	0	0	0	2,656,250
1594	M	CMAQ	CM-1-03	MET COUNCIL - MTS	2008 TWIN CITIES REGIONAL FLEET EXPANSION: PURCHASE 21 TRANSIT BUSES TO EXPAND THE REGIONAL FLEET AND INCREASE TRANSIT SERVICE FOR OPT-OUT TRANSIT PROVIDERS.	0.0	TR	PURCHASE BUS	CMAQ	7,975,000	6,380,000	0	0	0	1,595,000

FHWA TRANSIT
Fiscal Year: 2008

STIP for FY 2007-2009

Seq #	ATP	Route System	Project Number	Agency	Description	Miles	Program	Type of Work	Proposed Funds	Total	FHWA	AC	FTA	TH	Other
1595	M	CMAQ	CM-12-03	MET COUNCIL - MT	NEW EXPRESS COMMUTER SERVICE FROM LK ELMO/WOODBURY TO DOWNTOWN MPLS- PURCHASE 10 HYBRID BUSES FOR I-94 E PARK/RIDE SERVICE EXPANSION	0.0	TR	PURCHASE BUS	CMAQ	6,220,616	4,976,493	0	0	0	1,244,123
1596	M	CMAQ	CM-14-03	MET COUNCIL - MT	NEW EXPRESS COMMUTER SERVICE FROM BROOKLYN PK TO DOWNTOWN MPLS- PURCHASE 10 HYBRID BUSES FOR NW CORRIDOR/SECTOR 8 SERVICE EXPANSION	0.0	TR	PURCHASE BUS	CMAQ	6,220,616	4,976,493	0	0	0	1,244,123
1611	M	BB	19-596-06	DAKOTA COUNTY	**MN170**CEDAR AVE BUSWAY IN DAKOTA COUNTY-CONSTRUCTION(AC PROJECT-PAYBACK IN 2009-OTHER \$\$ FROM 2005/2006 STATE BONDS)	0.0	TR	BUS GRANT CAPITAL IMPROVEMENT	HPP	1,409,000	964,000	1,632,000	0	0	445,000
1611	M	BB	19-596-06S	DAKOTA COUNTY	**MN218**CEDAR AVE BUSWAY IN DAKOTA COUNTY-CONSTRUCTION(AC PROJECT-PAYBACK IN 2009-OTHER \$\$ FROM 2005/2006 STATE BONDS)	0.0	TR	BUS GRANT CAPITAL IMPROVEMENT	HPP	4,462,500	3,400,000	1,700,000	0	0	1,062,500
1663	M	TH 13	1901-150	MNDOT	FROM CSAH 11 TO CSAH 30 IN BURNSVILLE- CONSTRUCT BUS ONLY SHOULDERS	1.6	TR	GRADE AND SURFACE	SF	815,000	0	0	0	815,000	0
Summary for Year = 2008 (45 projects)										45,162,182	35,147,986	3,332,000	\$0	\$815,000	\$9,199,196

**FHWA TRANSIT
Fiscal Year: 2009**

STIP for FY 2007-2009

Seq #	ATP	Route System	Project Number	Agency	Description	Miles	Program	Type of Work	Proposed Funds	Total	FHWA	AC	FTA	TH	Other
165	1	BB	TRS-0005-09	MN/DOT	ARROWHEAD TRANSIT-PURCHASE 4 BUSES (CLASS 500)	0.0	TR	PURCHASE BUS	STP	424,000	339,200	0	0	0	84,800
166	1	BB	TRS-0016-09	DULUTH TRANSIT AUTHORITY	DTA-PURCHASE 8 BUSES (CLASS 700)	0.0	TR	PURCHASE BUS	STP	3,448,000	2,758,400	0	0	0	689,600
358	2	BB	TRS-0006-09	MN/DOT	PAUL BUNYAN TRANSIT, PURCHASE 1 BUS (CLASS 400)	0.0	TR	PURCHASE BUS	STP	62,000	49,600	0	0	0	12,400
359	2	BB	TRS-0058-09	MN/DOT	TRI-VALLEY TRANSIT, PURCHASE 1 BUS (CLASS 400-D)	0.0	TR	PURCHASE BUS	STP	64,000	51,200	0	0	0	12,800
360	2	BB	TRS-3084-09	MN/DOT	ROSEAU COUNTY - PURCHASE 1 BUS (CLASS 400)	0.0	TR	PURCHASE BUS	STP	62,000	49,600	0	0	0	12,400
361	2	BB	TRS-9036-09	MN/DOT	DISTRICTWIDE TRANSIT SETASIDE - FY 2009	0.0	TR	PURCHASE BUS	STP	149,600	149,600	0	0	0	0
601	3	BB	TRS-0055-09	MN/DOT	RIVERRIDER, PURCHASE ONE BUS (CLASS 500)	0.0	TR	PURCHASE BUS	STP	111,000	88,800	0	0	0	22,200
602	3	BB	TRS-0057-09	MN/DOT	TRI-CAP, PURCHASE ONE BUS (CLASS 400)	0.0	TR	PURCHASE BUS	STP	64,000	51,200	0	0	0	12,800
603	3	BB	TRS-3449-09	MN/DOT	CITY OF BRAINERD, PURCHASE TWO (CLASS 400) BUSES	0.0	TR	PURCHASE BUS	STP	128,000	102,400	0	0	0	25,600
604	3	BB	TRS-7068-09	MN/DOT	ISANTI CO, PURCHASE ONE BUS (CLASS 400)	0.0	TR	PURCHASE BUS	STP	64,000	51,200	0	0	0	12,800
605	3	BB	TRS-9018-09	MN/DOT	WADENA COUNTY, PURCHASE BUS (CLASS 400)	0.0	TR	PURCHASE BUS	STP	62,000	49,600	0	0	0	12,400
789	4	BB	TRS-0034-09F	MN/DOT	CITY OF MOORHEAD, PURCHASE BUS (CLASS 400)	0.0	TR	PURCHASE BUS	STP	60,000	48,000	0	0	0	12,000
790	4	BB	TRS-0035-09	MN/DOT	CITY OF MORRIS, PUCHASE BUS (CLASS 400)	0.0	TR	PURCHASE BUS	STP	60,000	48,000	0	0	0	12,000
791	4	BB	TRS-2490-09	MN/DOT	MAHNOMEN COUNTY, PURCHASE BUS (CLASS 400)	0.0	TR	PURCHASE BUS	STP	60,000	48,000	0	0	0	12,000
792	4	BB	TRS-7067-09	MN/DOT	RAINBOW RIDER, PURCHASE 3 BUSES (CLASS 400)	0.0	TR	PURCHASE BUS	STP	240,000	192,000	0	0	0	48,000
970	6	BB	TRS-0001-09A	MN/DOT	CVS - PURCHASE 1 BUS (CLASS 400)	0.0	TR	PURCHASE BUS	STP	60,000	48,000	0	0	0	12,000
971	6	BB	TRS-0039-09A	MN/DOT	NORTHFIELD - PURCHASE 1 BUS (CLASS 400)	0.0	TR	PURCHASE BUS	STP	60,000	48,000	0	0	0	12,000
972	6	BB	TRS-0047-09A	ROCHESTER	ROCHESTER - PURCHASE 1 BUS (CLASS 700)	0.0	TR	PURCHASE BUS	STP	400,000	320,000	0	0	0	80,000
973	6	BB	TRS-0065-09A	MN/DOT	WINONA - PURCHASE 2 BUSES (CLASS 600)	0.0	TR	PURCHASE BUS	STP	310,000	248,000	0	0	0	62,000
974	6	BB	TRS-7071-09A	MN/DOT	AMCAT - PURCHASE 1 BUS (CLASS 400)	0.0	TR	PURCHASE BUS	STP	60,000	48,000	0	0	0	12,000
975	6	BB	TRS-7284-09A	MN/DOT	THREE RIVERS - PURCHASE 1 BUS (CLASS 500)	0.0	TR	PURCHASE BUS	STP	106,000	84,800	0	0	0	21,200
1145	7	BB	TRS-8807-09	MN/DOT	TRANSIT SETASIDE - FY 2009	0.0	TR	PURCHASE BUS	STP	230,000	230,000	0	0	0	0

FHWA TRANSIT
Fiscal Year: 2009

STIP for FY 2007-2009

Seq #	ATP	Route System	Project Number	Agency	Description	Miles	Program	Type of Work	Proposed Funds	Total	FHWA	AC	FTA	TH	Other
1284	8	BB	TRS-0032-09	MN/DOT	CITY OF MONTEVIDEO, PURCHASE 1 BUS (CLASS 400)	0.0	TR	PURCHASE BUS	STP	60,000	48,000	0	0	0	12,000
1285	8	BB	TRS-1075-09	MN/DOT	KANDIYOHI AREA TRANSIT, PURCHASE 1 BUS (CLASS 400)	0.0	TR	PURCHASE BUS	STP	60,000	48,000	0	0	0	12,000
1286	8	BB	TRS-1738-09	MN/DOT	PRAIRIE FIVE, PURCHASE 2 BUSES (CLASS 400)	0.0	TR	PURCHASE BUS	STP	120,000	96,000	0	0	0	24,000
1287	8	BB	TRS-2387-09	MN/DOT	WESTERN COMMUNITY ACTION, PURCHASE 2 BUSES (CLASS 400)	0.0	TR	PURCHASE BUS	STP	120,000	96,000	0	0	0	24,000
1288	8	BB	TRS-3301-09	MN/DOT	TRAILBLAZER, PURCHASE 3 BUSES (CLASS 400)	0.0	TR	PURCHASE BUS	STP	180,000	144,000	0	0	0	36,000
1289	8	BB	TRS-3312-09	MN/DOT	MEEKER COUNTY, PURCHASE 1 BUS (CLASS 400)	0.0	TR	PURCHASE BUS	STP	60,000	48,000	0	0	0	12,000
1759	M	BB	TRS-7068-09A	MNDOT	HEARTLAND EXPRESS-PURCHASE CLASS 400 BUS	0.0	TR	PURCHASE BUS	STP	60,000	48,000	0	0	0	12,000
1760	M	BB	TRS-RCRRA-09	RAMSEY COUNTY	SECT 1301: UNION DEPOT MULTIMODAL TRANSIT FACILITY IN ST PAUL	0.0	TR	MISCELLANEOUS	PNRS	10,625,000	8,500,000	0	0	0	2,125,000
1761	M	CMAQ	CM-05-03	MET COUNCIL-MT	PEAK PERIOD TRANSIT SERVICE EXPANSION OF EXPRESS SERVICE BETWEEN BROOKLYN PARK AND MPLS TO SERVE NEW PARK-RIDE LOTS ALONG COUNTY 81-FY 2009	0.0	TR	BUS GRANT CAPITAL IMPROVEMENT	CMAQ	418,003	334,402	0	0	0	83,601
1762	M	CMAQ	CM-05-04	MET COUNCIL-MT	TRANSIT SERVICE EXPANSION TO PROVIDE NEW WEEKDAY PEAK PERIOD SERVICE ON NEW ROUTE 375 BETWEEN LAKE ELMO/WOODBURY AND MPLS-FY 2009	0.0	TR	BUS GRANT CAPITAL IMPROVEMENT	CMAQ	497,549	398,039	0	0	0	99,510
1763	M	CMAQ	CM-05-10AC1	CITY OF RAMSEY	PROVIDE EXPRESS BUS SERVICE BETWEEN THE CITY OF RAMSEY AND MPLS (AC PAYBACK)	0.0	TR	BUS GRANT CAPITAL IMPROVEMENT	CMAQ	408,518	408,518	0	0	0	0
1764	M	CMAQ	CM-05-17	MVTA	PURCHASE 12 BUSES FOR DEDICATED OPERATION AND DEPLOY ITS COMPONENTS FOR STATION-TO-STATION SERVICE ON CEDAR AVE. BUSWAY(OTHER \$\$ ARE FROM 2005/2006 STATE BONDS)	0.0	TR	BUS GRANT CAPITAL IMPROVEMENT	CMAQ	6,142,500	4,914,000	0	0	0	1,228,500
1765	M	CMAQ	CM-05-20	MINNEAPOLIS	TRAFFIC SIGNAL IMPROVEMENTS TO DOWNTOWN STREET SYSTEM TO PROVIDE DAILY ENHANCED PREFERRED TREATMENT FOR BUS AND LRT TRANSIT PATRONS	0.0	TR	TRAFFIC SIGNAL REVISION	CMAQ	525,000	420,000	0	0	0	105,000
1781	M	BB	19-596-06AC	DAKOTA COUNTY	**MN170**CEDAR AVE BUSWAY IN DAKOTA COUNTY-CONSTRUCTION (AC PAYBACK)	0.0	TR	BUS GRANT CAPITAL IMPROVEMENT	HPP	816,000	816,000	0	0	0	0
1781	M	BB	19-596-06SAC	DAKOTA COUNTY	**MN218**CEDAR AVE BUSWAY IN DAKOTA COUNTY-CONSTRUCTION (AC PAYBACK)	0.0	TR	BUS GRANT CAPITAL IMPROVEMENT	HPP	850,000	850,000	0	0	0	0

FHWA TRANSIT
Fiscal Year: 2009

STIP for FY 2007-2009

Seq #	ATP	Route System	Project Number	Agency	Description	Miles	Program	Type of Work	Proposed Funds	Total	FHWA	AC	FTA	TH	Other
1793	M	CMAQ	70-596-01AC	SCOTT COUNTY	SITE PREPARATION TO CONSTRUCT 500 STALL PARK-N-RIDE SURFACE LOT SOUTH OF TH 169, EAST OF CSAH 18 IN THE CITY OF SHAKOPEE(AC PAYBACK)	0.0	TR	BUS GRANT CAPITAL IMPROVEMENT	CMAQ	140,000	140,000	0	0	0	0
1794	M	CMAQ	70-596-02AC	SCOTT COUNTY	CONSTRUCT 500 STALL PARK-N-RIDE SURFACE LOT SOUTH OF TH 169, EAST OF CSAH 18 IN THE CITY OF SHAKOPEE(AC PAYBACK)	0.0	TR	BUS GRANT CAPITAL IMPROVEMENT	CMAQ	1,125,040	1,125,040	0	0	0	0
1800	M	CMAQ	91-080-06	SMTC	COMPLETION OF SMTC MARKET STREET STATION IN CHANHASSEN PARK-N-RIDE EXPANSION FACILITY	0.0	TR	BUS GRANT CAPITAL IMPROVEMENT	CMAQ	7,218,750	5,775,000	0	0	0	1,443,750
1807	M	CMAQ	91-596-02	MET COUNCIL-MT	CONSTRUCT A NEW LRT STATION AT 34TH AVE. AND AMERICAN BLVD., AND EXPAND PARK-N-RIDE LOT FACILITY AT 28TH AVE. BY ADDING 500 NEW PARKING SPACES	0.0	TR	BUS GRANT CAPITAL IMPROVEMENT	CMAQ	12,600,000	5,775,000	0	0	0	6,825,000
1826	M	CMAQ	199-080-02AC	CITY OF RAMSEY	CONSTRUCT TRANSIT FACILITY TO PROVIDE 200 ADDITIONAL PARK-N-RIDE STALLS IN RAMSEY(AC PAYBACK)	0.0	TR	BUS GRANT CAPITAL IMPROVEMENT	CMAQ	3,502,800	3,502,800	0	0	0	0
1884	M	TH 169	2776-06	MNDOT	AT CSAH 18 IN SHAKOPEE-DEBT MGMT PAYBACK FOR A PARK/RIDE SITE	0.0	TR	GRADE AND SURFACE	SF	300,000	0	0	0	300,000	0
Summary for Year = 2009 (43 projects)										\$52,113,760	\$38,590,399	\$0	\$0	\$300,000	\$13,223,361

Indian Reservation Roads Program

INDIAN RESERVATION ROADS

The Federal Lands - Indian Reservation Roads (IRR) program is co-administered by the Federal Highway Administration and the Bureau of Indian Affairs (BIA). The Indian tribal government, in cooperation with the BIA, (and any state or local government, or metropolitan planning organization as may be appropriate), develops a transportation improvement program that includes all Indian reservation road and bridge projects proposed for funding. The projects must be selected by the Indian tribal government from the transportation improvement program (TIP) and approved by the BIA and FHWA.

The IRR TIP is forwarded by FHWA to Mn/DOT and incorporated into the State Transportation Improvement Program (STIP).

This page left blank intentionally.



**INDIAN RESERVATION ROADS TRANSPORTATION IMPROVEMENT PROGRAM
 FEDERAL LANDS HIGHWAY PROGRAM, 23 USC 204
 Self-Governance Consortium**

2006

BOIS FORTE (NETT LAKE)

Report run on: July 14, 2006 2:56 PM

APPROVED

14-JUL-2006 12:00[32]

Page 1 of 3

**Region: Midwest
 State: Minnesota
 FFS: F31**

Project Id Route No(s) Structure No	County Agency Reservation	Project Name Length Roads mi / Bridges m	Type of Work PCAS	PROJECT TOTALS				
				FY2006	FY2007	FY2008	FY2006 - 2008	
00104 0001	KOOCHICHING MINNESOTA BOIS FORTE (NETT LAKE)	MARSHALL TOWER 11.1	RECONS F5300104	PE	\$0	\$0	\$0	\$0
				CE	\$1,500	\$0	\$0	\$1,500
				CON	\$30,000	\$0	\$0	\$30,000
					\$31,500	\$0	\$0	\$31,500
00204 0002	KOOCHICHING MINNESOTA BOIS FORTE (NETT LAKE)	WEST BOUNDRY 5.5	RECONS F5300204	PE	\$0	\$0	\$0	\$0
				CE	\$1,500	\$0	\$0	\$1,500
				CON	\$46,000	\$0	\$0	\$46,000
					\$47,500	\$0	\$0	\$47,500
00304 0003	KOOCHICHING MINNESOTA BOIS FORTE (NETT LAKE)	SUCKER CREEK TRAIL 6	NEWCON F5300304	PE	\$0	\$0	\$0	\$0
				CE	\$0	\$10,000	\$0	\$10,000
				CON	\$0	\$65,500	\$0	\$65,500
					\$0	\$75,500	\$0	\$75,500
00404 0004	KOOCHICHING MINNESOTA BOIS FORTE (NETT LAKE)	LUMBAR TRAIL 3.6	RECONS F5300404	PE	\$0	\$0	\$0	\$0
				CE	\$1,500	\$0	\$0	\$1,500
				CON	\$46,000	\$0	\$0	\$46,000
					\$47,500	\$0	\$0	\$47,500
00504 0005	KOOCHICHING MINNESOTA BOIS FORTE (NETT LAKE)	WOODDUCK ROAD 9.5	RECONS F5300504	PE	\$0	\$0	\$0	\$0
				CE	\$0	\$10,000	\$0	\$10,000
				CON	\$0	\$65,500	\$0	\$65,500
					\$0	\$75,500	\$0	\$75,500



**INDIAN RESERVATION ROADS TRANSPORTATION IMPROVEMENT PROGRAM
FEDERAL LANDS HIGHWAY PROGRAM, 23 USC 204
Self-Governance Consortium**

2006

BOIS FORTE (NETT LAKE)

Report run on: July 14, 2006 2:56 PM

APPROVED

14-JUL-2006 12:00[:32]

Page 2 of 3

**Region: Midwest
State: Minnesota
FFS: F31**

Project Id Route No(s) Structure No	County Agency Reservation	Project Name Length Roads mi / Bridges m	Type of Work PCAS	PROJECT TOTALS					
				FY2006	FY2007	FY2008	FY2006 - 2008		
01106 0011	ST. LOUIS MINNESOTA BOIS FORTE (NETT LAKE)	PALMQUIST DRIVE 4.2	RECONS F5301106	PE	\$2,500	\$10,000	\$0	\$12,500	
				CE	\$0	\$0	\$10,000	\$10,000	
				CON	\$8,440	\$0	\$75,000	\$83,440	
					\$10,940	\$10,000	\$85,000	\$105,940	
06304 0063	KOOCHICHING MINNESOTA BOIS FORTE (NETT LAKE)	LAGOON ROAD .2	RECONS F5306304	PE	\$0	\$0	\$0	\$0	
				CE	\$1,500	\$0	\$0	\$1,500	
				CON	\$15,000	\$0	\$0	\$15,000	
					\$16,500	\$0	\$0	\$16,500	
40406	ST. LOUIS MINNESOTA BOIS FORTE (NETT LAKE)	IRR PLANNING PROJECT	PLANING F5340406	PE	\$25,000	\$25,000	\$0	\$50,000	
				CE	\$0	\$0	\$0	\$0	
				CON	\$0	\$0	\$0	\$0	
					\$25,000	\$25,000	\$0	\$50,000	
94400 0793	ST. LOUIS MINNESOTA BOIS FORTE (NETT LAKE)	CR 793 CO-OP 3.7	RECONS F5394400	PE	\$2,500	\$16,000	\$0	\$18,500	
				CE	\$2,250	\$0	\$0	\$2,250	
				CON	\$15,000	\$0	\$95,000	\$110,000	
					\$19,750	\$16,000	\$95,000	\$130,750	
RM404	ST. LOUIS MINNESOTA BOIS FORTE (NETT LAKE)	IRR MAINTENANCE PROJECT	PLANING F53RM404	PE	\$66,000	\$75,000	\$75,000	\$216,000	
				CE	\$0	\$0	\$0	\$0	
				CON	\$0	\$0	\$0	\$0	
					\$66,000	\$75,000	\$75,000	\$216,000	



INDIAN RESERVATION ROADS TRANSPORTATION IMPROVEMENT PROGRAM
 FEDERAL LANDS HIGHWAY PROGRAM, 23 USC 204
 Self-Governance Consortium

2006

BOIS FORTE (NETT LAKE)

Report run on: July 14, 2006 2:56 PM

APPROVED

14-JUL-2006 12:00[:32]

Page 3 of 3

Region: Midwest
 State: Minnesota
 FFS: F31

Project Id Route No(s) Structure No	County Agency Reservation	Project Name Length Roads mi / Bridges m	Type of Work PCAS	PROJECT TOTALS				
				FY2006	FY2007	FY2008	FY2006 - 2008	
53002	ST. LOUIS	COUNTY 104 COOP	RECONS	PE	\$0	\$14,000	\$0	\$14,000
0048	MINNESOTA	.9	F5353002	CE	\$0	\$0	\$10,000	\$10,000
	VERMILLION LAKE			CON	\$0	\$0	\$25,000	\$25,000
					\$0	\$14,000	\$35,000	\$49,000
State Totals:					\$264,690	\$291,000	\$290,000	\$845,690
Region Totals:					\$264,690	\$291,000	\$290,000	\$845,690



**INDIAN RESERVATION ROADS TRANSPORTATION IMPROVEMENT PROGRAM
FEDERAL LANDS HIGHWAY PROGRAM, 23 USC 204
Self-Governance Tribe**

2006

RED LAKE

Report run on: July 14, 2006 2:54 PM

APPROVED

17-MAY-2006 12:48[34]

Page 1 of 3

Region: Midwest

State: Minnesota

FFS: F31

Project Id Route No(s) Structure No	County Agency Reservation	Project Name Length Roads mi / Bridges m	Type of Work PCAS	PROJECT TOTALS				
					FY2006	FY2007	FY2008	FY2006 - 2008
04200 0025	BELTRAMI	NORTH SHORE ROAD OVERLAY 10.5	OVRLAY	PE	\$0	\$0	\$0	\$0
	RED LAKE		CE	\$0	\$0	\$40,000	\$40,000	
	RED LAKE		CON	\$0	\$0	\$400,000	\$400,000	
					\$0	\$0	\$440,000	\$440,000
12100 0167	BELTRAMI	WALKING SHIELD VILLAGE 3.5	NEWCON	PE	\$1,000	\$29,000	\$29,000	\$59,000
	RED LAKE		CE	\$0	\$2,000	\$39,500	\$41,500	
	RED LAKE		CON	\$0	\$160,000	\$150,000	\$310,000	
					\$1,000	\$191,000	\$218,500	\$410,500
13200 0003	BELTRAMI	MAYS LOOP OVERLAY 10.1	OVRLAY	PE	\$0	\$0	\$20,000	\$20,000
	RED LAKE		CE	\$0	\$0	\$30,000	\$30,000	
	RED LAKE		CON	\$0	\$0	\$400,000	\$400,000	
					\$0	\$0	\$450,000	\$450,000
14100 0025	BELTRAMI	NORTHEAST BOUNDARY ROAD 6.8	RECONS	PE	\$0	\$0	\$0	\$0
	RED LAKE		CE	\$0	\$12,000	\$0	\$12,000	
	RED LAKE		CON	\$0	\$200,000	\$0	\$200,000	
					\$0	\$212,000	\$0	\$212,000
14400	BELTRAMI	TRANSIT SYSTEM	TRANSIT	PE	\$0	\$0	\$0	\$0
	RED LAKE		CE	\$0	\$0	\$0	\$0	
	RED LAKE		CON	\$90,000	\$90,000	\$90,000	\$270,000	
					\$90,000	\$90,000	\$90,000	\$270,000



**INDIAN RESERVATION ROADS TRANSPORTATION IMPROVEMENT PROGRAM
FEDERAL LANDS HIGHWAY PROGRAM, 23 USC 204
Self-Governance Tribe**

2006

RED LAKE

Report run on: July 14, 2006 2:54 PM

APPROVED

17-MAY-2006 12:48[:34]

Page 2 of 3

**Region: Midwest
State: Minnesota
FFS: F31**

Project Id Route No(s) Structure No	County Agency Reservation	Project Name Length Roads mi / Bridges m	Type of Work PCAS	PROJECT TOTALS				
					FY2006	FY2007	FY2008	FY2006 - 2008
21300 0001	BELTRAMI	RED LAKE STS (HUMANITIES CENTER) 1.3	RECONS F5221300	PE	\$0	\$10,000	\$0	\$10,000
	RED LAKE			CE	\$0	\$15,000	\$0	\$15,000
	RED LAKE			CON	\$0	\$200,000	\$0	\$200,000
					\$0	\$225,000	\$0	\$225,000
21600 0018	BELTRAMI	PONEMAH POINT ROAD 6.4	OVLAY F5221600	PE	\$0	\$0	\$0	\$0
	RED LAKE			CE	\$35,000	\$2,000	\$0	\$37,000
	RED LAKE			CON	\$900,000	\$10,000	\$1,000	\$911,000
					\$935,000	\$12,000	\$1,000	\$948,000
34105 0507	BELTRAMI	MCBRIDES SOUTH ADDITION .5	RECONS F5234105	PE	\$0	\$24,500	\$0	\$24,500
	RED LAKE			CE	\$0	\$78,000	\$0	\$78,000
	RED LAKE			CON	\$1,000	\$500,000	\$1,000	\$502,000
					\$1,000	\$602,500	\$1,000	\$604,500
34306 0126 0127 0128 0129 0130 0131 0132 0133	CLEARWATER	AGENCY STREETS 1.5	RECONS F5234306	PE	\$1,000	\$1,000	\$125,000	\$127,000
	RED LAKE			CE	\$0	\$0	\$5,000	\$5,000
	RED LAKE			CON	\$0	\$0	\$0	\$0
					\$1,000	\$1,000	\$130,000	\$132,000



**INDIAN RESERVATION ROADS TRANSPORTATION IMPROVEMENT PROGRAM
FEDERAL LANDS HIGHWAY PROGRAM, 23 USC 204
Self-Governance Tribe**

2006

RED LAKE

Report run on: July 14, 2006 2:54 PM

APPROVED

17-MAY-2006 12:48[:34]

Page 3 of 3

**Region: Midwest
State: Minnesota
FFS: F31**

Project Id Route No(s) Structure No	County Agency Reservation	Project Name Length Roads mi / Bridges m	Type of Work PCAS	PROJECT TOTALS				
				FY2006	FY2007	FY2008	FY2006 - 2008	
41805	BELTRAMI	BLACKDUCK BRIDGE REHAB (F124)	BRIDGE	PE	\$0	\$0	\$0	\$0
0018	RED LAKE	338		CE	\$0	\$0	\$0	\$0
F124	RED LAKE		F5241805	CON	\$0	\$5,000	\$0	\$5,000
					\$0	\$5,000	\$0	\$5,000
45705	BELTRAMI	RIVER ROAD OVERLAY	OVRLAY	PE	\$0	\$0	\$0	\$0
0019	RED LAKE	8.6		CE	\$90,000	\$6,000	\$0	\$96,000
	RED LAKE		F5245705	CON	\$409,992	\$50,000	\$50,000	\$509,992
					\$499,992	\$56,000	\$50,000	\$605,992
55105	BELTRAMI	GREEN LAKE INTERSECTION	RECONS	PE	\$0	\$0	\$0	\$0
0007	RED LAKE	.6		CE	\$0	\$7,000	\$0	\$7,000
	RED LAKE		F5255105	CON	\$1,000	\$40,000	\$1,000	\$42,000
					\$1,000	\$47,000	\$1,000	\$49,000
State Totals:					\$1,528,992	\$1,441,500	\$1,381,500	\$4,351,992
Region Totals:					\$1,528,992	\$1,441,500	\$1,381,500	\$4,351,992



**INDIAN RESERVATION ROADS TRANSPORTATION IMPROVEMENT PROGRAM
FEDERAL LANDS HIGHWAY PROGRAM, 23 USC 204
Direct Service Tribes**

Report run on: July 14, 2006 2:44 PM

APPROVED

10-JUL-2006 13:09[:28]

Page 1 of 17

**Region: Midwest
State: Minnesota
FFS: F31**

Project Id Route No(s) Structure No	County Agency Reservation	Project Name Length Roads mi / Bridges m	Type of Work PCAS	PROJECT TOTALS				
				FY2006	FY2007	FY2008	FY2006 - 2008	
00708	ST. LOUIS	RUSTIC LANE	RECONS	PE	\$0	\$0	\$14,000	\$14,000
0007	MINNESOTA	.4	F5300708	CE	\$0	\$0	\$7,000	\$7,000
	FOND DU LAC			CON	\$0	\$0	\$100,000	\$100,000
					\$0	\$0	\$121,000	\$121,000
06008	ST. LOUIS	HIGBEE ROAD	RECONS	PE	\$0	\$0	\$14,000	\$14,000
0060	MINNESOTA	.1	F5306008	CE	\$0	\$0	\$7,000	\$7,000
	FOND DU LAC			CON	\$0	\$0	\$100,000	\$100,000
					\$0	\$0	\$121,000	\$121,000
10007	ST. LOUIS	FOND DU LAC STREETS	REHAB	PE	\$0	\$10,000	\$0	\$10,000
0100	MINNESOTA	.2	F5310007	CE	\$0	\$5,000	\$6,000	\$11,000
	FOND DU LAC			CON	\$0	\$85,000	\$110,000	\$195,000
					\$0	\$100,000	\$116,000	\$216,000
12604	ST. LOUIS	LAKEVIEW DRIVE	RECONS	PE	\$3,000	\$0	\$0	\$3,000
0126	MINNESOTA	.2	F5312604	CE	\$2,000	\$2,000	\$0	\$4,000
	FOND DU LAC			CON	\$20,000	\$10,000	\$0	\$30,000
					\$25,000	\$12,000	\$0	\$37,000
13206	ST. LOUIS	FOREST COURT ROAD	RECONS	PE	\$5,000	\$0	\$0	\$5,000
0132	MINNESOTA	.7	F5313206	CE	\$6,000	\$6,000	\$0	\$12,000
	FOND DU LAC			CON	\$145,000	\$205,000	\$0	\$350,000
					\$156,000	\$211,000	\$0	\$367,000



**INDIAN RESERVATION ROADS TRANSPORTATION IMPROVEMENT PROGRAM
FEDERAL LANDS HIGHWAY PROGRAM, 23 USC 204
Direct Service Tribes**

Report run on: July 14, 2006 2:44 PM

APPROVED

10-JUL-2006 13:09[:28]

Page 2 of 17

**Region: Midwest
State: Minnesota
FFS: F31**

Project Id Route No(s) Structure No	County Agency Reservation	Project Name Length Roads mi / Bridges m	Type of Work PCAS	PROJECT TOTALS				
				FY2006	FY2007	FY2008	FY2006 - 2008	
13306	ST. LOUIS	MCKENNA ROAD	RECONS	PE	\$5,000	\$0	\$0	\$5,000
0133	MINNESOTA	.3	F5313306	CE	\$6,000	\$2,000	\$0	\$8,000
	FOND DU LAC			CON	\$135,000	\$10,000	\$0	\$145,000
					\$146,000	\$12,000	\$0	\$158,000
40506	ST. LOUIS	IRR PLANNING PROJECT	PLANING	PE	\$1,000	\$1,000	\$1,000	\$3,000
	MINNESOTA		F5340506	CE	\$0	\$0	\$0	\$0
	FOND DU LAC			CON	\$0	\$0	\$0	\$0
					\$1,000	\$1,000	\$1,000	\$3,000
RM405	ST. LOUIS	IRR MAINTENANCE PROJECT	PLANING	PE	\$10,000	\$10,000	\$10,000	\$30,000
	MINNESOTA		F53RM405	CE	\$0	\$0	\$0	\$0
	FOND DU LAC			CON	\$0	\$0	\$0	\$0
					\$10,000	\$10,000	\$10,000	\$30,000
12105	COOK	WEST VILLAGE ROAD	NEWCON	PE	\$0	\$0	\$0	\$0
0121	MINNESOTA	1.3	F5312105	CE	\$20,000	\$20,000	\$2,000	\$42,000
	GRAND PORTAGE			CON	\$65,000	\$40,000	\$1,000	\$106,000
					\$85,000	\$60,000	\$3,000	\$148,000
40606	COOK	IRR PLANNING PROJECT	PLANING	PE	\$35,000	\$35,000	\$35,000	\$105,000
	MINNESOTA		F5340606	CE	\$0	\$0	\$0	\$0
	GRAND PORTAGE			CON	\$0	\$0	\$0	\$0
					\$35,000	\$35,000	\$35,000	\$105,000



**INDIAN RESERVATION ROADS TRANSPORTATION IMPROVEMENT PROGRAM
FEDERAL LANDS HIGHWAY PROGRAM, 23 USC 204
Direct Service Tribes**

Report run on: July 14, 2006 2:44 PM


APPROVED

10-JUL-2006 13:09[28]

Page 3 of 17

**Region: Midwest
State: Minnesota
FFS: F31**

Project Id Route No(s) Structure No	County Agency Reservation	Project Name Length Roads mi / Bridges m	Type of Work PCAS	PROJECT TOTALS				
				FY2006	FY2007	FY2008	FY2006 - 2008	
51205	COOK	PORTAGE VALLEY ROAD	RECONS	PE	\$15,000	\$10,000	\$3,000	\$28,000
0118	MINNESOTA	1	F5351205	CE	\$0	\$6,000	\$6,000	\$12,000
	GRAND PORTAGE			CON	\$0	\$50,000	\$40,000	\$90,000
					\$15,000	\$66,000	\$49,000	\$130,000
51405	COOK	DUMP ROAD	RECONS	PE	\$15,000	\$4,000	\$2,000	\$21,000
0106	MINNESOTA	.6	F5351405	CE	\$0	\$0	\$2,000	\$2,000
	GRAND PORTAGE			CON	\$0	\$0	\$40,000	\$40,000
					\$15,000	\$4,000	\$44,000	\$63,000
51505	COOK	CEMETERY ROAD	RECONS	PE	\$15,000	\$4,000	\$1,000	\$20,000
0105	MINNESOTA	.4	F5351505	CE	\$0	\$0	\$2,000	\$2,000
	GRAND PORTAGE			CON	\$0	\$0	\$40,000	\$40,000
					\$15,000	\$4,000	\$43,000	\$62,000
RM406	COOK	IRR MAINTENANCE PROJECT	PLANING	PE	\$35,000	\$35,000	\$35,000	\$105,000
	MINNESOTA		F53RM406	CE	\$0	\$0	\$0	\$0
	GRAND PORTAGE			CON	\$0	\$0	\$0	\$0
					\$35,000	\$35,000	\$35,000	\$105,000
00407	MAHNOMEN	MAHNOMEN COUNTY ROAD 4 COOP	RECONS	PE	\$0	\$5,000	\$0	\$5,000
0604	MINNESOTA	9.3	F5300407	CE	\$0	\$10,000	\$0	\$10,000
	WHITE EARTH			CON	\$0	\$400,000	\$0	\$400,000
					\$0	\$415,000	\$0	\$415,000



**INDIAN RESERVATION ROADS TRANSPORTATION IMPROVEMENT PROGRAM
FEDERAL LANDS HIGHWAY PROGRAM, 23 USC 204
Direct Service Tribes**

Report run on: July 14, 2006 2:44 PM


APPROVED

10-JUL-2006 13:09[:28]

Page 4 of 17

**Region: Midwest
State: Minnesota
FFS: F31**

Project Id Route No(s) Structure No	County Agency Reservation	Project Name Length Roads mi / Bridges m	Type of Work PCAS	PROJECT TOTALS				
				FY2006	FY2007	FY2008	FY2006 - 2008	
01204 0012	CLEARWATER MINNESOTA WHITE EARTH	BLAIR ROAD 15.7	RECONS F5301204	PE	\$5,000	\$0	\$0	\$5,000
				CE	\$125,000	\$0	\$0	\$125,000
				CON	\$300,000	\$0	\$0	\$300,000
					\$430,000	\$0	\$0	\$430,000
01306 0013	MAHNOMEN MINNESOTA WHITE EARTH	AUGINAUSH ROAD 4	RECONS F5301306	PE	\$100,000	\$5,000	\$0	\$105,000
				CE	\$10,000	\$80,000	\$0	\$90,000
				CON	\$0	\$800,000	\$0	\$800,000
					\$110,000	\$885,000	\$0	\$995,000
01404 0014	MAHNOMEN MINNESOTA WHITE EARTH	CLARK ROAD 3.1	RECONS F5301404	PE	\$220,000	\$5,000	\$6,000	\$231,000
				CE	\$15,000	\$110,000	\$27,000	\$152,000
				CON	\$0	\$1,000,000	\$300,000	\$1,300,000
					\$235,000	\$1,115,000	\$333,000	\$1,683,000
07008 0070	MAHNOMEN MINNESOTA WHITE EARTH	NAYTAHWAUSH STREETS 3.8	RECONS F5307008	PE	\$0	\$0	\$128,000	\$128,000
				CE	\$0	\$0	\$5,000	\$5,000
				CON	\$0	\$0	\$0	\$0
					\$0	\$0	\$133,000	\$133,000
08008 0080	MAHNOMEN MINNESOTA WHITE EARTH	ELBOW LAKE STREETS .6	RECONS F5308008	PE	\$0	\$0	\$83,000	\$83,000
				CE	\$0	\$0	\$5,000	\$5,000
				CON	\$0	\$0	\$0	\$0
					\$0	\$0	\$88,000	\$88,000



**INDIAN RESERVATION ROADS TRANSPORTATION IMPROVEMENT PROGRAM
FEDERAL LANDS HIGHWAY PROGRAM, 23 USC 204
Direct Service Tribes**

Report run on: July 14, 2006 2:44 PM

APPROVED

10-JUL-2006 13:09[:28]

Page 5 of 17

**Region: Midwest
State: Minnesota
FFS: F31**

Project Id Route No(s) Structure No	County Agency Reservation	Project Name Length Roads mi / Bridges m	Type of Work PCAS	PROJECT TOTALS					
				FY2006	FY2007	FY2008	FY2006 - 2008		
09008 0090	MAHNOMEN MINNESOTA WHITE EARTH	WILD RICE LOOP .4	RECONS F5309008	PE	\$0	\$0	\$68,000	\$68,000	
				CE	\$0	\$0	\$5,000	\$5,000	
				CON	\$0	\$0	\$0	\$0	
					\$0	\$0	\$73,000	\$73,000	
12407 0124	BECKER MINNESOTA WHITE EARTH	BECKER COUNTY ROAD 124 COOP 3	RECONS F5312407	PE	\$0	\$5,000	\$0	\$5,000	
				CE	\$0	\$5,000	\$0	\$5,000	
				CON	\$0	\$300,000	\$0	\$300,000	
					\$0	\$310,000	\$0	\$310,000	
13305 0133	MAHNOMEN MINNESOTA WHITE EARTH	MISSION ROAD 2.2	RECONS F5313305	PE	\$45,000	\$5,000	\$0	\$50,000	
				CE	\$8,000	\$40,000	\$0	\$48,000	
				CON	\$0	\$350,000	\$0	\$350,000	
					\$53,000	\$395,000	\$0	\$448,000	
13906 0139	MAHNOMEN MINNESOTA WHITE EARTH	COUNTY 139 COOP 4.6	RECONS F5313906	PE	\$0	\$0	\$0	\$0	
				CE	\$15,000	\$0	\$0	\$15,000	
				CON	\$100,000	\$0	\$0	\$100,000	
					\$115,000	\$0	\$0	\$115,000	
14200 0142	BECKER MINNESOTA WHITE EARTH	STRAWBERRY LAKE ROAD 2	RECONS F5314200	PE	\$5,000	\$0	\$0	\$5,000	
				CE	\$72,000	\$0	\$0	\$72,000	
				CON	\$300,000	\$0	\$0	\$300,000	
					\$377,000	\$0	\$0	\$377,000	



**INDIAN RESERVATION ROADS TRANSPORTATION IMPROVEMENT PROGRAM
FEDERAL LANDS HIGHWAY PROGRAM, 23 USC 204
Direct Service Tribes**

Report run on: July 14, 2006 2:44 PM

APPROVED

10-JUL-2006 13:09[:28]

Page 6 of 17

**Region: Midwest
State: Minnesota
FFS: F31**

Project Id Route No(s) Structure No	County Agency Reservation	Project Name Length Roads mi / Bridges m	Type of Work PCAS	PROJECT TOTALS					
				FY2006	FY2007	FY2008	FY2006 -- 2008		
14307 0143	BECKER MINNESOTA WHITE EARTH	BECKER COUNTY ROAD 143 COOP 2.8	RECONS F5314307	PE	\$0	\$5,000	\$0	\$5,000	
				CE	\$0	\$5,000	\$0	\$5,000	
				CON	\$0	\$300,000	\$0	\$300,000	
					\$0	\$310,000	\$0	\$310,000	
14400 0177	BECKER MINNESOTA WHITE EARTH	REDISCOVERY CENTER ROAD .6	RECONS F5314400	PE	\$120,000	\$5,000	\$6,000	\$131,000	
				CE	\$10,000	\$100,000	\$27,000	\$137,000	
				CON	\$0	\$900,000	\$300,000	\$1,200,000	
					\$130,000	\$1,005,000	\$333,000	\$1,468,000	
14500 0018 F214	CLEARWATER MINNESOTA WHITE EARTH	RICE LAKE DAM BRIDGE 50	BRIDGE F5314500	PE	\$0	\$0	\$0	\$0	
				CE	\$1,000	\$1,000	\$0	\$2,000	
				CON	\$0	\$0	\$0	\$0	
					\$1,000	\$1,000	\$0	\$2,000	
14900 0023	BECKER MINNESOTA WHITE EARTH	STRAWBERRY LAKE EXTENSION 1.3	NEWCON F5314900	PE	\$4,000	\$0	\$0	\$4,000	
				CE	\$108,000	\$0	\$0	\$108,000	
				CON	\$100,000	\$0	\$0	\$100,000	
					\$212,000	\$0	\$0	\$212,000	
17105 0171	BECKER MINNESOTA WHITE EARTH	COMMUNITY CENTER ROAD (POWWOW GNDS) .5	RECONS F5317105	PE	\$2,000	\$0	\$0	\$2,000	
				CE	\$45,000	\$0	\$0	\$45,000	
				CON	\$250,000	\$0	\$0	\$250,000	
					\$297,000	\$0	\$0	\$297,000	



**INDIAN RESERVATION ROADS TRANSPORTATION IMPROVEMENT PROGRAM
FEDERAL LANDS HIGHWAY PROGRAM, 23 USC 204
Direct Service Tribes**

Report run on: July 14, 2006 2:44 PM


APPROVED

10-JUL-2006 13:09[:28]

Page 7 of 17

**Region: Midwest
State: Minnesota
FFS: F31**

Project Id Route No(s) Structure No	County Agency Reservation	Project Name Length Roads mi / Bridges m	Type of Work PCAS	PROJECT TOTALS				
				FY2006	FY2007	FY2008	FY2006 -- 2008	
17206	MAHNOMEN	ELDERLY CENTER ROAD	RECONS	PE	\$70,000	\$7,000	\$0	\$77,000
0172	MINNESOTA	EXTENSION		CE	\$10,000	\$40,000	\$0	\$50,000
	WHITE EARTH	.8	F5317206	CON	\$0	\$400,000	\$0	\$400,000
					\$80,000	\$447,000	\$0	\$527,000
18008	MAHNOMEN	BALL PARK ROAD	RECONS	PE	\$0	\$0	\$73,000	\$73,000
0180	MINNESOTA	.4		CE	\$0	\$0	\$5,000	\$5,000
	WHITE EARTH		F5318008	CON	\$0	\$0	\$0	\$0
					\$0	\$0	\$78,000	\$78,000
22406	BECKER	HWY 224 COOP	RECONS	PE	\$0	\$0	\$0	\$0
0224	MINNESOTA	4.5		CE	\$10,000	\$0	\$0	\$10,000
	WHITE EARTH		F5322406	CON	\$250,000	\$0	\$0	\$250,000
					\$260,000	\$0	\$0	\$260,000
22704	BECKER	WEST OGEMA HOUSING ROAD	RECONS	PE	\$0	\$0	\$0	\$0
0227	MINNESOTA	2.9		CE	\$2,000	\$0	\$0	\$2,000
	WHITE EARTH		F5322704	CON	\$1,000	\$0	\$0	\$1,000
					\$3,000	\$0	\$0	\$3,000
23005	MAHNOMEN	MAHNOMEN COLLEGE ROAD	NEWCON	PE	\$6,000	\$0	\$0	\$6,000
0230	MINNESOTA	.8		CE	\$2,000	\$0	\$0	\$2,000
	WHITE EARTH		F5323005	CON	\$1,000	\$0	\$0	\$1,000
					\$9,000	\$0	\$0	\$9,000



INDIAN RESERVATION ROADS TRANSPORTATION IMPROVEMENT PROGRAM
FEDERAL LANDS HIGHWAY PROGRAM, 23 USC 204
Direct Service Tribes

Report run on: July 14, 2006 2:44 PM

APPROVED

10-JUL-2006 13:09[:28]

Page 9 of 17

Region: Midwest

State: Minnesota

FFS: F31

Project Id Route No(s) Structure No	County Agency Reservation	Project Name Length Roads mi / Bridges m	Type of Work PCAS	PROJECT TOTALS
---	---------------------------------	--	----------------------	----------------

0010
0010
0012
0012
0013
0013
0013
0014
0014
0014
0015
0015
0015
0016
0016
0016
0017
0017
0017
0018
0018
0018
0019
0019
0019
0028
0028
0028
0031
0031
0031
0186
0186
0186
0193
0193
0193



**INDIAN RESERVATION ROADS TRANSPORTATION IMPROVEMENT PROGRAM
FEDERAL LANDS HIGHWAY PROGRAM, 23 USC 204
Direct Service Tribes**

Report run on: July 14, 2006 2:44 PM

APPROVED

10-JUL-2006 13:09[:28]

Page 10 of 17

**Region: Midwest
State: Minnesota
FFS: F31**

Project Id Route No(s) Structure No	County Agency Reservation	Project Name Length Roads mi / Bridges m	Type of Work PCAS	PROJECT TOTALS				
				FY2006	FY2007	FY2008	FY2006 - 2008	
60008 0060	MAHNOMEN MINNESOTA WHITE EARTH	WHITE EARTH STREETS 2.6	RECONS F5360008	PE	\$0	\$0	\$128,000	\$128,000
				CE	\$0	\$0	\$5,000	\$5,000
				CON	\$0	\$0	\$0	\$0
					\$0	\$0	\$133,000	\$133,000
60106	MAHNOMEN MINNESOTA WHITE EARTH	IRR TRANSIT PROGRAM	TRANSIT F5360106	PE	\$0	\$0	\$0	\$0
				CE	\$0	\$0	\$0	\$0
				CON	\$100,000	\$200,000	\$200,000	\$500,000
					\$100,000	\$200,000	\$200,000	\$500,000
70102 0186	MAHNOMEN MINNESOTA WHITE EARTH	LITTLE ELBOW PARK ROAD 2.8	NEWCON F5370102	PE	\$0	\$82,000	\$6,000	\$88,000
				CE	\$0	\$10,000	\$70,000	\$80,000
				CON	\$0	\$0	\$600,000	\$600,000
					\$0	\$92,000	\$676,000	\$768,000
70302 0201	BECKER MINNESOTA WHITE EARTH	BIG RUSH LAKE ROAD .4	NEWCON F5370302	PE	\$0	\$92,000	\$10,000	\$102,000
				CE	\$0	\$10,000	\$115,000	\$125,000
				CON	\$0	\$0	\$1,200,000	\$1,200,000
					\$0	\$102,000	\$1,325,000	\$1,427,000
70502 0179	MAHNOMEN MINNESOTA WHITE EARTH	JOHNSON LAKE ROAD .3	RECONS F5370502	PE	\$0	\$115,000	\$4,000	\$119,000
				CE	\$0	\$10,000	\$82,000	\$92,000
				CON	\$0	\$0	\$700,000	\$700,000
					\$0	\$125,000	\$786,000	\$911,000



**INDIAN RESERVATION ROADS TRANSPORTATION IMPROVEMENT PROGRAM
FEDERAL LANDS HIGHWAY PROGRAM, 23 USC 204
Direct Service Tribes**

Report run on: July 14, 2006 2:44 PM

APPROVED

10-JUL-2006 13:09[28]

Page 11 of 17

**Region: Midwest
State: Minnesota
FFS: F31**

Project Id Route No(s) Structure No	County Agency Reservation	Project Name Length Roads mi / Bridges m	Type of Work PCAS	PROJECT TOTALS				
					FY2006	FY2007	FY2008	FY2006 - 2008
93200 0004	BECKER MINNESOTA WHITE EARTH	PONSFORD CEMETARY ROAD .6	RECONS F5393200	PE	\$0	\$75,000	\$4,000	\$79,000
				CE	\$0	\$7,000	\$80,000	\$87,000
				CON	\$0	\$0	\$700,000	\$700,000
					\$0	\$82,000	\$784,000	\$866,000
RM408	MAHNOMEN MINNESOTA WHITE EARTH	IRR MAINTENANCE PROJECT	PLANING F53RM408	PE	\$325,000	\$350,000	\$350,000	\$1,025,000
				CE	\$0	\$0	\$0	\$0
				CON	\$0	\$0	\$0	\$0
					\$325,000	\$350,000	\$350,000	\$1,025,000
00506 0005	MILLE LACS MINNESOTA MILLE LACS	CHIMINSING DRIVE 1.2	RECONS F5300506	PE	\$8,000	\$1,000	\$0	\$9,000
				CE	\$5,000	\$5,000	\$2,000	\$12,000
				CON	\$55,000	\$95,000	\$0	\$150,000
					\$68,000	\$101,000	\$2,000	\$171,000
00806 0008	MILLE LACS MINNESOTA MILLE LACS	BADGER ROAD 1.2	RECONS F5300806	PE	\$8,000	\$1,000	\$0	\$9,000
				CE	\$5,000	\$5,000	\$2,000	\$12,000
				CON	\$31,000	\$65,000	\$0	\$96,000
					\$44,000	\$71,000	\$2,000	\$117,000
00906 0009	MILLE LACS MINNESOTA MILLE LACS	EL TOWNSHIP .4	RECONS F5300906	PE	\$8,000	\$1,000	\$0	\$9,000
				CE	\$5,000	\$5,000	\$2,000	\$12,000
				CON	\$15,000	\$50,000	\$0	\$65,000
					\$28,000	\$56,000	\$2,000	\$86,000



**INDIAN RESERVATION ROADS TRANSPORTATION IMPROVEMENT PROGRAM
FEDERAL LANDS HIGHWAY PROGRAM, 23 USC 204
Direct Service Tribes**

Report run on: July 14, 2006 2:44 PM

APPROVED

10-JUL-2006 13:09[:28]

Page 12 of 17

**Region: Midwest
State: Minnesota
FFS: F31**

Project Id Route No(s) Structure No	County Agency Reservation	Project Name Length Roads mi / Bridges m	Type of Work PCAS	PROJECT TOTALS				
					FY2006	FY2007	FY2008	FY2006 - 2008
05008 0050	MILLE LACS MINNESOTA MILLE LACS	AATAGE DRIVE 1.2	RECONS F5305008	PE	\$0	\$10,000	\$1,000	\$11,000
				CE	\$0	\$0	\$6,000	\$6,000
				CON	\$0	\$0	\$215,000	\$215,000
					\$0	\$10,000	\$222,000	\$232,000
41006	MILLE LACS MINNESOTA MILLE LACS	IRR PLANNING PROJECT	PLANING F5341006	PE	\$5,000	\$5,000	\$5,000	\$15,000
				CE	\$0	\$0	\$0	\$0
				CON	\$0	\$0	\$0	\$0
					\$5,000	\$5,000	\$5,000	\$15,000
52005 0026	PINE MINNESOTA MILLE LACS	VAN GORDON ROAD .2	NEWCON F5352005	PE	\$0	\$0	\$0	\$0
				CE	\$6,000	\$0	\$0	\$6,000
				CON	\$80,000	\$0	\$0	\$80,000
					\$86,000	\$0	\$0	\$86,000
RM410	MILLE LACS MINNESOTA MILLE LACS	IRR MAINTENANCE PROJECT	PLANING F53RM410	PE	\$1,000	\$1,000	\$1,000	\$3,000
				CE	\$0	\$0	\$0	\$0
				CON	\$0	\$0	\$0	\$0
					\$1,000	\$1,000	\$1,000	\$3,000
01906 1019	YELLOW MEDICINE MINNESOTA SIOUX UPPER SIOUX	RIDGE ROAD (BIA 1019) 1.1	RECONS F5701906	PE	\$11,000	\$10,000	\$0	\$21,000
				CE	\$6,000	\$6,000	\$2,000	\$14,000
				CON	\$110,000	\$30,000	\$5,000	\$145,000
					\$127,000	\$46,000	\$7,000	\$180,000



**INDIAN RESERVATION ROADS TRANSPORTATION IMPROVEMENT PROGRAM
FEDERAL LANDS HIGHWAY PROGRAM, 23 USC 204
Direct Service Tribes**

Report run on: July 14, 2006 2:44 PM

APPROVED

10-JUL-2006 13:09[:28]

Page 13 of 17

**Region: Midwest
State: Minnesota
FFS: F31**

Project Id Routes No(s) Structure No	County Agency Reservation	Project Name Length Roads mi / Bridges m	Type of Work PCAS	PROJECT TOTALS				
				FY2006	FY2007	FY2008	FY2006 - 2008	
50905	YELLOW MEDICINE MINNESOTA SIOUX	SAFETY PROJECT 1.9	SAFETY F5750905	PE	\$1,000	\$1,000	\$0	\$2,000
				CE	\$1,000	\$1,000	\$0	\$2,000
	CON	\$1,000	\$1,000	\$0	\$2,000			
					\$3,000	\$3,000	\$0	\$6,000
51005	YELLOW MEDICINE MINNESOTA SIOUX UPPER SIOUX	PLANNING PROJECT	PLANING F5751005	PE	\$1,000	\$1,000	\$1,000	\$3,000
				CE	\$0	\$0	\$0	\$0
	CON	\$0	\$0	\$0	\$0			
					\$1,000	\$1,000	\$1,000	\$3,000
95102 0001	YELLOW MEDICINE MINNESOTA SIOUX UPPER SIOUX	GOUGE DRIVE 4	RECONS F5795102	PE	\$1,000	\$1,000	\$1,000	\$3,000
				CE	\$0	\$0	\$0	\$0
	CON	\$0	\$0	\$0	\$0			
					\$1,000	\$1,000	\$1,000	\$3,000
95204 0005	YELLOW MEDICINE MINNESOTA SIOUX UPPER SIOUX	IRONHEART ROAD .2	RECONS F5795204	PE	\$4,000	\$4,000	\$0	\$8,000
				CE	\$2,000	\$2,000	\$0	\$4,000
	CON	\$1,000	\$1,000	\$0	\$2,000			
					\$7,000	\$7,000	\$0	\$14,000



**INDIAN RESERVATION ROADS TRANSPORTATION IMPROVEMENT PROGRAM
FEDERAL LANDS HIGHWAY PROGRAM, 23 USC 204
Direct Service Tribes**

Report run on: July 14, 2006 2:44 PM

APPROVED

10-JUL-2006 13:09[:28]

Page 14 of 17

**Region: Midwest
State: Minnesota
FFS: F31**

Project Id Route No(s) Structure No	County Agency Reservation	Project Name Length Roads mi / Bridges m	Type of Work PCAS	PROJECT TOTALS				
				FY2006	FY2007	FY2008	FY2006 - 2008	
RM401	YELLOW MEDICINE MINNESOTA SIOUX UPPER SIOUX	IRR MAINTENANCE PROJECT	PLANING F57RM401	PE	\$1,000	\$1,000	\$1,000	\$3,000
				CE	\$0	\$0	\$0	\$0
				CON	\$0	\$0	\$0	\$0
					\$1,000	\$1,000	\$1,000	\$3,000
20600 0017	REDWOOD MINNESOTA SIOUX LOWER SIOUX	HOUSING ROAD #2 2.3	NEWCON F5720600	PE	\$0	\$0	\$0	\$0
				CE	\$0	\$0	\$0	\$0
				CON	\$1,000	\$0	\$0	\$1,000
					\$1,000	\$0	\$0	\$1,000
40206	REDWOOD MINNESOTA SIOUX LOWER SIOUX	IRR PLANNING PROJECT	PLANING F5740206	PE	\$5,000	\$1,000	\$1,000	\$7,000
				CE	\$0	\$0	\$0	\$0
				CON	\$0	\$0	\$0	\$0
					\$5,000	\$1,000	\$1,000	\$7,000
50105 0001	REDWOOD MINNESOTA SIOUX LOWER SIOUX	WEST LOWER SIOUX TRAIL 1.1	RECONS F5750105	PE	\$27,000	\$4,500	\$4,500	\$36,000
				CE	\$11,000	\$2,000	\$2,000	\$15,000
				CON	\$200,000	\$50,000	\$10,000	\$260,000
					\$238,000	\$56,500	\$16,500	\$311,000
50205 0003	REDWOOD MINNESOTA SIOUX LOWER SIOUX	EAST LOWER SIOUX TRAIL .1	RECONS F5750205	PE	\$23,000	\$0	\$0	\$23,000
				CE	\$6,000	\$2,000	\$2,000	\$10,000
				CON	\$110,000	\$1,000	\$1,000	\$112,000
					\$139,000	\$3,000	\$3,000	\$145,000



**INDIAN RESERVATION ROADS TRANSPORTATION IMPROVEMENT PROGRAM
FEDERAL LANDS HIGHWAY PROGRAM, 23 USC 204
Direct Service Tribes**

Report run on: July 14, 2006 2:44 PM

APPROVED

10-JUL-2006 13:09[:28]

Page 15 of 17

**Region: Midwest
State: Minnesota
FFS: F31**

Project Id Route No(s) Structure No	County Agency Reservation	Project Name Length Roads mi / Bridges m	Type of Work PCAS	PROJECT TOTALS					
				FY2006	FY2007	FY2008	FY2006 - 2008		
50305 0006	REDWOOD MINNESOTA SIOUX LOWER SIOUX	TRAIL A PROJECT .5	RECONS F5750305	PE	\$0	\$2,000	\$2,000	\$4,000	
				CE	\$0	\$0	\$0	\$0	
				CON	\$0	\$0	\$0	\$0	
					\$0	\$2,000	\$2,000	\$4,000	
50505 5002	REDWOOD MINNESOTA SIOUX LOWER SIOUX	PEDESTRIAN BRIDGE DESIGN 8.6	WALKWY F5750505	PE	\$2,000	\$2,000	\$2,000	\$6,000	
				CE	\$0	\$0	\$0	\$0	
				CON	\$0	\$0	\$0	\$0	
					\$2,000	\$2,000	\$2,000	\$6,000	
RM402	REDWOOD MINNESOTA SIOUX LOWER SIOUX	IRR MAINTENANCE PROJECT	PLANING F57RM402	PE	\$5,000	\$1,000	\$1,000	\$7,000	
				CE	\$0	\$0	\$0	\$0	
				CON	\$0	\$0	\$0	\$0	
					\$5,000	\$1,000	\$1,000	\$7,000	
00406 0004	GOODHUE MINNESOTA SIOUX PRAIRIE ISLAND	EDOKA STREET .6	RECONS F5700406	PE	\$1,000	\$1,000	\$1,000	\$3,000	
				CE	\$0	\$0	\$0	\$0	
				CON	\$0	\$0	\$0	\$0	
					\$1,000	\$1,000	\$1,000	\$3,000	
10204 6002	GOODHUE MINNESOTA SIOUX PRAIRIE ISLAND	6002 ROAD .5	NEWCON F5710204	PE	\$6,000	\$2,000	\$0	\$8,000	
				CE	\$2,000	\$2,000	\$2,000	\$6,000	
				CON	\$35,000	\$1,000	\$1,000	\$37,000	
					\$43,000	\$5,000	\$3,000	\$51,000	



**INDIAN RESERVATION ROADS TRANSPORTATION IMPROVEMENT PROGRAM
FEDERAL LANDS HIGHWAY PROGRAM, 23 USC 204
Direct Service Tribes**

Report run on: July 14, 2006 2:44 PM


APPROVED

10-JUL-2006 13:09[:28]

Page 16 of 17

**Region: Midwest
State: Minnesota
FFS: F31**

Project Id Route No(s) Structure No	County Agency Reservation	Project Name Length Roads mi / Bridges m	Type of Work PCAS	PROJECT TOTALS				
				FY2006	FY2007	FY2008	FY2006 - 2008	
10304 6003	GOODHUE MINNESOTA SIOUX PRAIRIE ISLAND	6003 ROAD .6	NEWCON F5710304	PE	\$6,000	\$2,000	\$0	\$8,000
				CE	\$2,000	\$2,000	\$2,000	\$6,000
				CON	\$35,000	\$1,000	\$1,000	\$37,000
					\$43,000	\$5,000	\$3,000	\$51,000
40306	GOODHUE MINNESOTA SIOUX PRAIRIE ISLAND	IRR PLANNING PROJECT	PLANING F5740306	PE	\$1,000	\$1,000	\$1,000	\$3,000
				CE	\$0	\$0	\$0	\$0
				CON	\$0	\$0	\$0	\$0
					\$1,000	\$1,000	\$1,000	\$3,000
50605 0003	GOODHUE MINNESOTA SIOUX PRAIRIE ISLAND	CHAKYA ROAD .4	NEWCON F5750605	PE	\$0	\$0	\$0	\$0
				CE	\$1,000	\$0	\$0	\$1,000
				CON	\$2,000	\$0	\$0	\$2,000
					\$3,000	\$0	\$0	\$3,000
50705 4003	GOODHUE MINNESOTA SIOUX PRAIRIE ISLAND	CHURCH ROAD 1.5	RECONS F5750705	PE	\$5,000	\$5,000	\$5,000	\$15,000
				CE	\$0	\$0	\$0	\$0
				CON	\$0	\$0	\$0	\$0
					\$5,000	\$5,000	\$5,000	\$15,000
50805 4018	GOODHUE MINNESOTA SIOUX PRAIRIE ISLAND	STURGEON ROAD OVERPASS .4	NEWCON F5750805	PE	\$1,000	\$1,000	\$1,000	\$3,000
				CE	\$0	\$0	\$0	\$0
				CON	\$0	\$0	\$0	\$0
					\$1,000	\$1,000	\$1,000	\$3,000



**INDIAN RESERVATION ROADS TRANSPORTATION IMPROVEMENT PROGRAM
FEDERAL LANDS HIGHWAY PROGRAM, 23 USC 204
Direct Service Tribes**

Report run on: July 14, 2006 2:44 PM

APPROVED

10-JUL-2006 13:09:28]

Page 17 of 17

**Region: Midwest
State: Minnesota
FFS: F31**

Project Id Route No(s) Structure No	County Agency Reservation	Project Name Length Roads mi / Bridges m	Type of Work PCAS	PROJECT TOTALS				
				FY2006	FY2007	FY2008	FY2006 - 2008	
RM403	GOODHUE MINNESOTA SIOUX PRAIRIE ISLAND	IRR MAINTENANCE PROJECT	PLANING F57RM403	PE	\$1,000	\$1,000	\$1,000	\$3,000
				CE	\$0	\$0	\$0	\$0
				CON	\$0	\$0	\$0	\$0
					\$1,000	\$1,000	\$1,000	\$3,000
52305	SCOTT MINNESOTA SIOUX SHAKOPEE (PRIOR LAKE)	PLANNING PROJECT	PLANING F5752305	PE	\$24,000	\$1,000	\$1,000	\$26,000
				CE	\$0	\$0	\$0	\$0
				CON	\$0	\$0	\$0	\$0
					\$24,000	\$1,000	\$1,000	\$26,000
State Totals:				\$5,106,000	\$6,773,500	\$6,244,500	\$18,124,000	



**INDIAN RESERVATION ROADS TRANSPORTATION IMPROVEMENT PROGRAM
FEDERAL LANDS HIGHWAY PROGRAM, 23 USC 204
Direct Service Tribes**

Report run on: July 19, 2006 8:45 AM

APPROVED

21-JUN-2006 13:00(18)

Page 2 of 3

Region: Midwest
State: Minnesota
FFS: F83

Region: Midwest
State: Minnesota
FFS: F83

Project Id Route No(s) Structure No	County Agency Reservation	Project Name Length Roads mi / Bridges m	Type of Work PCAS	PROJECT TOTALS				
				FY2006	FY2007	FY2008	FY2006 - 2008	
14500	CLEARWATER MINNESOTA	RICE LAKE DAM BRIDGE F014 14.6	REPLACE	RE	\$0	\$0	\$0	\$0
				CE	\$20,000	\$1,000	\$0	\$21,000
F014	WHITE EARTH			CON	\$400,000	\$1,000	\$0	\$401,000
					\$420,000	\$2,000	\$0	\$422,000
State Totals:					\$420,000	\$2,000	\$0	\$422,000

Recreational Trails Program

RECREATIONAL TRAILS PROGRAM

The Recreational Trails Program provides funds to develop, maintain, and enhance recreational trails for both motorized and non-motorized recreational trail users. Funds are appropriated to the State by formula, 50 percent equally among all eligible states and 50 percent in proportion to the amount of off-road recreational fuel use. The maximum federal share in Minnesota is 50 percent for these projects, and a cash match is required. Only state agencies, cities, counties, townships, tribal governments or private trail organizations sponsored by a local unit of government are eligible to apply.

The Minnesota Department of Natural Resources (MNDNR) administers this program for Minnesota. The Minnesota Recreational Trail Users Advisory Board assists the MNDNR in project selections. The committee is comprised of three representatives of the nine identified trail user groups (bike, mountain bike, hike, ski, horse, in-line skate, ATV, trucks, snowmobiles, motorcycles) in Minnesota.

The Recreational Trails Program projects are listed in District C of the project list.

Contact: Andrew Korsberg, DNR Trails and Waterways,
500 Lafayette Road, Box 52, St. Paul, Minnesota 55155
or phone at (651) 259-5642.

**Mn/DOT
State Road
Construction Program**

MN/DOT STATE ROAD CONSTRUCTION PROGRAM

In developing the 2007-2009 STIP, only federal-aid highway formula funds were subject to the ATP prioritization process. State funded projects are included in the formal STIP for informational purposes and were shared and discussed with the ATPs. Mn/DOT anticipates a high degree of flexibility in the use of federal or state funding sources for individual projects.

The estimated average annual state funds available for trunk highway construction activities is \$290 million. Actual amounts are slightly higher with a modest level of over programming. However, a portion of those state funds are reserved for statewide initiatives shown in District C.

State funds are available to each Mn/DOT District to cover the following items in priority order:

1. Match federal dollars received through the ATP process and federal high priority project funding or allocated funding.
2. Estimate necessary District set-asides to cover supplemental agreements and cost overruns.
3. Estimate of right-of-way needs to cover all trunk highway projects, with appropriate lead time for expenditures. A single account will still be monitored by the Mn/DOT Office of Land Management. The Mn/DOT Districts must identify the expenditures for the correct state fiscal year (SFY).

4. A prioritized list of all other state funded projects or set-a-sides. This prioritized list will include all Municipal Agreement Projects, Bridge and Road Construction Projects and Landscape Partnerships.

Mn/DOT's State Road Construction Program is legislatively constrained by an annual budget level. The exact budget level can vary by biennium. The program level may not coincide with the budget level if Mn/DOT is more or less successful than anticipated during the ATP process. If the program level is significantly higher, legislative action would be required to raise the budget level. The STIP is fiscally constrained, but Mn/DOT's portion includes a level of advance construction programming.

Project totals (all three years of the STIP) for the Mn/DOT State Road Construction Program (SRC) are provided in Figure A-6. Figure A-7 gives the SRC project totals by District/ATP and year. Totals for the SRC include dollars funded by federal advance construction funds, which may exceed actual federal dollars available in any given year.

Figure A-6 STATE ROAD CONSTRUCTION PROGRAM FUNDING **				
SOURCE	2007	2008	2009	TOTAL*
FEDERAL FUNDS				
Formula	130	101	136	366
High Priority Projects (Demonstration)	11	10	36	57
Other Federal	37	8	5	51
Advance Construction	252	62	149	463
SUBTOTAL*	430	180	326	937
STATE FUNDS	302	288	327	917
TOTAL*	731	469	654	1,854

*may not total correctly to rounding
 **does not include local contributions

Figure A-7 STATE ROAD CONSTRUCTION PROGRAM FUNDING** BY DISTRICT/ATP AND YEAR (\$ MILLIONS)				
DISTRICT/ ATP	2007	2008	2009	TOTAL*
1	80	38	64	183
2	36	25	46	107
3	51	52	69	173
4	54	23	25	102
6	22	34	53	109
7	45	32	142	219
8	17	37	62	116
SUBTOTAL*	305	242	461	1,008
METRO	407	202	175	783
MISC	20	25	18	63
TOTAL*	731	469	654	1,854

Appendix B

Other Modal Programs

- ✓ Minnesota Rail Service Improvement Program
- ✓ Port Development Assistance Program
- ✓ Minnesota Aeronautics Capital Improvement Program

Minnesota Rail Service Improvement Program

MINNESOTA RAIL SERVICE IMPROVEMENT PROGRAM

The Minnesota Rail Service Improvement Program (MRSI), established in 1976, helps prevent the loss of rail service on lines potentially subject to abandonment by railroads. Using state-developed eligibility rules, the state and rail users enter into contracts with railroads for rail line rehabilitation or other rail service improvements. When the project is completed, the railroad repays the state and rail users out of the operating revenues produced on the line. These reimbursements are returned to the Minnesota Rail Service Improvement Program account to fund future rehabilitation projects.

Projects that fall within the program areas identified below, are in various stages of discussion. Projects will move ahead if funding is available and project agreements can be completed and signed contracts put in place. Figure B-1 at the end of this section identifies the potential number of projects and funding.

The following five programs are funded under the Minnesota Rail Service Improvement Program.

Rail Purchase Assistance Program

Assists Regional Railroad Authorities in acquiring rail lines that can be operated on a self-sustaining basis to provide local rail service. Mn/DOT may provide up to 50 percent of the value of the property. State funds are secured and require repayment if the line is sold or ceases to serve a transportation function.

Rail Rehabilitation Program

Provides low and no-interest loans to rehabilitate and preserve rail lines that are financially viable and have the potential to increase rail use. A shipper's survey, cost/benefit analysis, and a rehabilitation needs assessment are conducted to determine which lines are prospective rail projects. Rehabilitation projects are funded with state, shipper, and railroad funds.

Capital Improvement Loan Program

Provides rail users with loans for projects that improve rail service and strengthen the financial condition of the associated line. Eligible projects include capital improvements such as expanding industrial spurs, adding storage capacity, and building more efficient loading/unloading facilities. For most projects, the rail user provides the majority of funding with the state portion set at \$200,000.

State Rail Bank Program

Allows the state to acquire and preserve abandoned rail lines for future transportation use or for transmitting energy, fuel or other commodities.

Rail User and Rail Carrier Loan Guarantee Program

Assists rail users in obtaining loans for rail rehabilitation and capital improvements by guaranteeing up to 90 percent of the loan. The 1994 Legislature further amended the statute, recreating the program as the Rail User and Rail Carrier Loan Guarantee Program. Not only rail users but rail carriers are eligible for assistance under the program. In addition to rail

line rehabilitation, rolling stock acquisition and installation are eligible.

Additional information on the Minnesota Rail Service Improvement Program may be obtained from Janelle Collier, Program Manager, Office of Freight and Commercial Vehicle Operations, at (651) 215-6230.

Figure B-1 MINNESOTA RAIL SERVICE IMPROVEMENT PROGRAM ESTIMATED FUNDING SUMMARY AND NUMBER OF POTENTIAL PROJECTS BY PROGRAM AND YEAR				
PROGRAM	2007	2008	2009	Total
Rail Purchase Assistance Program	--	--	--	--
Rail Rehabilitation Program	\$2,700,000 (2)	--	--	2,700,000 (2)
Capital Improvement Loan Program	\$2,600,000 (13)	\$2,600,000 (13)	\$2,600,000 (13)	\$7,800,000 (39)
State Rail Bank Program	--	--	--	--
Rail User/Rail Carrier Loan Guarantee Program	--	--	--	--
TOTAL	\$5,300,000 (14)	\$2,600,000 (13)	\$2,600,000 (13)	\$10,500,000 (41)

() = Number of Potential Projects

Port Development Assistance Program

PORT DEVELOPMENT ASSISTANCE PROGRAM

The Port Development Assistance Program was developed by the state in response to the needs of the commercial navigation system. No federal funds are currently available for these type of projects. The program provides a funding source that facilitates compliance with tighter environmental standards; helps to ensure the continued commercial effectiveness of lake and river navigation systems; and helps to offset the increases in general cost of commercial shipping.

There exist a number of conditions that warrant the port development assistance program in Minnesota. Many of the public terminals and docks in the state are in need of repair at costs beyond the means of local agencies. Local port authorities are having trouble keeping the infrastructure intact especially for our agricultural and mining industries because the transportation and disposal of dredge material is restricted to fewer locations for either temporary or permanent disposal due to environmental regulations.

Project proposals are prioritized based on need, employment generated and overall economic benefit. Mn/DOT's Office of Freight and Commercial Vehicle Operations, working with the state's port authorities, had identified a list of potential harbor improvement projects for 2006 and beyond. Past project include rehabilitating or improving rail and truck access, dock walls, building roofs, sprinkler and electrical systems, mobile handling equipment and adding warehouse capacity.

The Minnesota Legislature originally appropriated \$3 million in bonding funds for this program in 1996. In 1998, the Legislature appropriated an additional \$3 million in bonding funds and \$1.5 million in general funds. In 2000 and 2001, the Legislature appropriated an additional \$2 million and \$1 million respectively in general funds. In 2003, the Minnesota Legislature added an additional \$2 million to the Program after taking back \$20, 830 of uncommitted funds. In 2005 and 2006, the Legislature appropriated an additional \$2 million and 3 million respectively in bonding funds. To date, total state appropriations for the Port Development Assistance Program amount to \$17,479,171. After receiving the 2006 bond funding, the Ports still have over \$35 million of port developments needs.

According to Minnesota law, Port Development Assistance funds cannot be added to other state sponsored port investments. Port Development funds can be used with federal and local dollars to complete projects that benefit a port.

Additional information about the Port Development Assistance Program may be obtained from Dick Lambert, Ports and Waterways Section, Office of Freight and Commercial Vehicle Operations, at (651) 215-6301 or email: dick.lambert@dot.state.mn.us

Figure B-2
PORT DEVELOPMENT ASSISTANCE PROGRAM
ANTICIPATED EXPENDITURES BY PORT AND YEAR

PORT	2007	2008	2009	TOTAL
Duluth	\$1,790,346	\$640,000	\$400,000	\$2,830,346
Minneapolis	-0-	-0-	-0-	-0-
St. Paul	\$422,000	\$1,000,000	\$1,000,000	\$2,422,000
Red Wing	-0-	\$200,000	-0-	\$200,000
Winona	\$1,280,000	\$150,000	\$150,000	\$1,580,000
TOTAL	\$3,492,346	\$1,990,000	\$1,550,000	\$7,032,346

Minnesota Aeronautics Capital Improvement Program

MINNESOTA AERONAUTICS AIRPORT CAPITAL IMPROVEMENT PROGRAM

Legislation

State:

Minnesota Statutes 360 (MS 360), Aeronautics, is the enabling legislation under which the Minnesota Department of Transportation (Mn/DOT), Office of Aeronautics operates. One of the primary directives of this Statute is to promote aviation and aviation safety in Minnesota. MS 360 also establishes a dedicated “State Airport System,” and a dedicated “State Airport Fund.” This fund derives revenue from four sources: aircraft registration tax, aviation fuel tax, airline flight property tax, and interest earned on the fund.

The Legislature appropriates monies from the State Airport Fund on a biennial basis to support the state funded aviation programs and activities. The major appropriations are for airport grant-in-aid programs which support the continued development and maintenance of the State Airport System.

Federal:

President Bush signed “Vision 100 – Century of Flight Authorization Act for 2003,” Public Law 108-176, on December 12, 2004. This act sets Airport Improvement Program (AIP) funding levels of \$3.4 billion nationally for federal fiscal year 2004 and increases funding by \$100 million each year through fiscal year 2007. Minnesota’s apportionment of these funds is based on the state’s area and population.

Non-primary entitlements are continued through Vision 100. This program provides up to \$150,000 for general aviation, reliever, and non-primary commercial service airports. Commercial service airports receive primary entitlement funds based on passenger enplanements and collect passenger facility charges of up to \$4.50 per ticketed passenger. Primary entitlements begin at \$1.0 million for airports that enplane at least 10,000 passengers annually. AIP discretionary funds are also available to eligible airports. Projects funded with discretionary funds must compete on a nationwide basis for these funds.

Minnesota Chapter 360 requires that the state act as agent on behalf of airport municipalities for making application, and for receiving and disbursing federal funds. The Mn/DOT Office of Aeronautics is the designated state agent for providing this coordination.

Eligibility

State:

To be eligible for state grants-in-aid, the airport must be owned by a municipality, licensed for public use, and identified in the State Airport System as designated by the Commissioner of Transportation and approved by the Governor. It must also be zoned or in the process of being zoned. Currently there are 136 public-owned airports in Minnesota.

Federal:

To be eligible for federal grants-in-aid, an airport must be in the National Plan of Integrated Airport Systems (NPIAS). To qualify, an airport must be more than 30 minutes driving time from the nearest existing NPIAS airport and must have a minimum of 10 based aircraft. Currently, there are 95 airports in Minnesota in the NPIAS.

Project Identification

A five-year Capital Improvement Program (CIP) is maintained for all public airports in Minnesota. Updates to the CIP are submitted to the Office of Aeronautics annually by the governing body responsible for the airports, usually a municipality. Local decision and the availability of the local matching funds will cause some projects to move to future years.

State:

The Minnesota CIP for airports is the result of the annual input received from the municipalities together with the amount of funds available for construction grants each fiscal year.

Several factors influence the selection of project elements for state funding. Inclusion in the State Airport System Plan (SASP), approved airport master plans and airport layout plans (ALP), statewide airport pavement management information, and licensing and inspection reports are some of the considerations for funding.

Airport development and assistance funding has remained flat since 2002. In July of 2005, the Legislature once again appropriated \$14,298,000 for airport development and assistance for each year of the 2006-2007 biennium. This money is used to fund the state construction grant program, to reimburse airports for eligible maintenance costs, and to build and operate navigational aids.

Federal:

The Federal Aviation Administration (FAA) also maintains an Airport Capital Improvement Program (ACIP) for airports included in the NPIAS. In Minnesota, the ACIP is developed based on input from the Office of Aeronautics and the state CIP. Projects are prioritized by the Office of Aeronautics based on criteria such as completion of a multi-phase project, safety, and system needs. The FAA has ranking criteria for projects based on a formula that awards points for various project elements. The rank ranges from 0 to 100, with 100 being the highest priority. The ACIP list is developed by the FAA, Minneapolis Airports District Office with input from Mn/DOT Aeronautics, and submitted to compete nationally for AIP funds. Projects that are not successful in receiving AIP funds or have a project cost exceeding available AIP funding limits may receive discretionary funds later in the year.

Approximately \$69 million in federal AIP grants were issued in Minnesota during federal fiscal year 2005.

ATP: 1

Fiscal Year: 2007

STIP for FY 2007 - 2009

Airport	Description	Total Project Cost	FAA Funding	State Funding	Municipal Funding
AITKIN MUNICIPAL AIRPORT - STEVE KURTZ FIELD	SITE PREP & 10 UNIT T-HANGAR CONSTRUCTION	450,000	427,500	0	22,500
AITKIN MUNICIPAL AIRPORT - STEVE KURTZ FIELD	CLEARING AND GRUBBING/OBSTRUCTION REMOVAL	10,000	0	7,000	3,000
AITKIN MUNICIPAL AIRPORT - STEVE KURTZ FIELD	CRACK REPAIR AND SEAL RUNWAY, TAXIWAYS, APRON	20,000	19,000	0	1,000
BIGFORK MUNICIPAL AIRPORT	CRACK REPAIR AND SEALING	17,000	0	13,600	3,400
BIGFORK MUNICIPAL AIRPORT	SEAL COAT	35,000	0	28,000	7,000
CHISHOLM-HIBBING MUNICIPAL AIRPORT	SNOW REMOVAL EQUIPMENT BUILDING (FEDERALLY INELIGIBLE PORTION)	163,391	0	114,374	49,017
CHISHOLM-HIBBING MUNICIPAL AIRPORT	LAND ACQUISITION (FOR R/W EXTENSION)	50,000	47,500	0	2,500
CHISHOLM-HIBBING MUNICIPAL AIRPORT	LOADER WITH BROOM ATTACHMENT	450,000	427,500	0	22,500
CHISHOLM-HIBBING MUNICIPAL AIRPORT	PASSENGER LOADING BRIDGE	400,000	380,000	0	20,000
CHISHOLM-HIBBING MUNICIPAL AIRPORT	PAVEMENT REHABILITATION, STRIPING-RUNWAY 4/22	250,000	237,500	0	12,500
CHISHOLM-HIBBING MUNICIPAL AIRPORT	TAXIWAY FOR INDUSTRIAL PARK	400,000	380,000	0	20,000
CLOQUET-CARLTON COUNTY AIRPORT	SRE - PICKUP TRUCK WITH PLOW	40,000	38,000	0	2,000
CLOQUET-CARLTON COUNTY AIRPORT	ABOVE GROUND DIESEL FUEL TANK (1500 GALLON)	22,000	20,900	0	1,100
CLOQUET-CARLTON COUNTY AIRPORT	HANGAR SITE PREPARATION	240,000	228,000	0	12,000
COOK MUNICIPAL AIRPORT	CRACK SEALING	10,000	0	8,000	2,000
DULUTH INTERNATIONAL AIRPORT	PASSENGER TERMINAL SECURITY MODIFICATIONS (PHASE I)	8,000,000	7,600,000	0	400,000
DULUTH INTERNATIONAL AIRPORT	UPDATE AIRPORT LAYOUT PLAN/DEVELOP GIS	400,000	380,000	0	20,000
DULUTH INTERNATIONAL AIRPORT	DESIGN GENERAL AVIATION ARRIVALS AREA	1,367,774	0	200,000	1,167,774
DULUTH SKY HARBOR AIRPORT	APRON RECONSTRUCTION	420,000	399,000	0	21,000
ELY MUNICIPAL AIRPORT	WETLAND ACQUISITION	110,000	104,500	0	5,500
ELY MUNICIPAL AIRPORT	NORTH SIDE APRON EXPANSION	123,550	117,373	0	6,178
ELY MUNICIPAL AIRPORT	PROPOSED TAXIWAY 12/30 (B-III)	1,704,603	1,619,372	0	85,230
ELY MUNICIPAL AIRPORT	RESURFACE RUNWAY	250,000	237,500	0	12,500
EVELETH-VIRGINIA MUNICIPAL AIRPORT	PAPI LIGHT RELOCATION	15,000	14,250	0	750

ATP: 1

Fiscal Year: 2007

STIP for FY 2007 - 2009

Airport	Description	Total Project Cost	FAA Funding	State Funding	Municipal Funding
FALLS INTERNATIONAL AIRPORT	HANGAR AREA - ACCESS TXY / SITE PREP (3)	250,000	237,500	0	12,500
FALLS INTERNATIONAL AIRPORT	LAND ACQUISITION	50,000	47,500	0	2,500
FALLS INTERNATIONAL AIRPORT	PASSENGER JET LOADER	300,000	285,000	0	15,000
FALLS INTERNATIONAL AIRPORT	GENERAL AVIATION APRON LIGHTING	50,000	47,500	0	2,500
GRAND MARAIS-COOK COUNTY AIRPORT	AIRPORT SECURITY - FENCING & GATES	100,000	95,000	0	5,000
GRAND RAPIDS/ITASCA CO-GORDON NEWSTROM FLD	NORTH RAMP REMOVAL	50,000	47,500	0	2,500
GRAND RAPIDS/ITASCA CO-GORDON NEWSTROM FLD	RWY 4/22 - PAVE & LIGHT	1,200,000	1,140,000	0	60,000
MOOSE LAKE-CARLTON COUNTY AIRPORT	ALP UPDATE WITH NARRATIVE	80,000	76,000	0	4,000
ORR REGIONAL AIRPORT	PARKING LOT REHAB	30,000	28,500	0	1,500
ORR REGIONAL AIRPORT	OVERLAY RUNWAY, APRON, OLD TAXIWAY	250,000	237,500	0	12,500
SILVER BAY MUNICIPAL AIRPORT - WAYNE JOHNSON	SEC/ANIMAL CONTROL FENCE & GATES INC ELEC OP SEC GATE @ APRON & SEC AREA	203,950	193,753	0	10,198
SILVER BAY MUNICIPAL AIRPORT - WAYNE JOHNSON	BEACON LIGHT	7,500	7,125	0	375
SILVER BAY MUNICIPAL AIRPORT - WAYNE JOHNSON	IMPROVE RUNWAY DRAINAGE	40,000	38,000	0	2,000
TOWER MUNICIPAL AIRPORT	PURCHASE WETLAND CREDITS	125,000	118,750	0	6,250
TOWER MUNICIPAL AIRPORT	T-HANGAR AREA - SITE PREP	300,000	285,000	0	15,000
TWO HARBORS MUNICIPAL - RICHARD B. HELGESON FIELD	ARRIVAL/DEPARTURE BUILDING REPAIRS	15,000	0	10,500	4,500
Summary for Year = (40 projects)		\$17,999,768	\$15,562,522	\$381,474	\$2,055,772

ATP: 1

Fiscal Year: 2008

STIP for FY 2007 - 2009

Airport	Description	Total Project Cost	FAA Funding	State Funding	Municipal Funding
AITKIN MUNICIPAL AIRPORT - STEVE KURTZ FIELD	AIRPORT SIGNING	4,000	0	2,800	1,200
AITKIN MUNICIPAL AIRPORT - STEVE KURTZ FIELD	CLEARING AND GRUBBING/OBSTRUCTION REMOVAL (OUTSIDE RSA)	10,000	0	7,000	3,000
AITKIN MUNICIPAL AIRPORT - STEVE KURTZ FIELD	CRACK REPAIR AND SEAL RUNWAY, TAXIWAYS, APRON	20,000	0	14,000	6,000
AITKIN MUNICIPAL AIRPORT - STEVE KURTZ FIELD	RIDING MOWER	10,000	0	7,000	3,000
BIG FALLS MUNICIPAL AIRPORT	CONSTRUCT BATHROOM FACILITY	2,000	0	1,600	400
BIGFORK MUNICIPAL AIRPORT	TAXIWAY REFLECTORS	10,000	0	8,000	2,000
BIGFORK MUNICIPAL AIRPORT	REFURBISH A/D BUILDING	25,000	0	20,000	5,000
BIGFORK MUNICIPAL AIRPORT	CLEARING & GRUBBING (30 AC)	12,000	0	9,600	2,400
CHISHOLM-HIBBING MUNICIPAL AIRPORT	AVIATION CAMPING AREA	45,600	0	31,920	13,680
CHISHOLM-HIBBING MUNICIPAL AIRPORT	REMODEL SRE BUILDING TO FBO FACILITY	300,000	0	150,000	150,000
CHISHOLM-HIBBING MUNICIPAL AIRPORT	TAXIWAY LIGHTING	120,000	114,000	0	6,000
CHISHOLM-HIBBING MUNICIPAL AIRPORT	RUNWAY 13/31 RESURFACING	3,500,000	3,325,000	0	175,000
CHISHOLM-HIBBING MUNICIPAL AIRPORT	RESURFACE AND EXTEND 13-31 PARALLEL TXY	1,300,000	1,235,000	0	65,000
CHISHOLM-HIBBING MUNICIPAL AIRPORT	RECONSTRUCT ABANDONED TAXIWAY (WEST)	400,000	380,000	0	20,000
CHISHOLM-HIBBING MUNICIPAL AIRPORT	EXTEND RUNWAY 13-31	3,500,000	3,325,000	0	175,000
CLOQUET-CARLTON COUNTY AIRPORT	RWY 17/35 EXTENSION ENVIRONMENTAL ASSESSMENT	70,000	66,500	0	3,500
COOK MUNICIPAL AIRPORT	TAXIWAY/HANGAR AREA - DESIGN	10,000	0	8,000	2,000
COOK MUNICIPAL AIRPORT	INSTALL PAVIS W/EXTENSION	70,000	0	56,000	14,000
COOK MUNICIPAL AIRPORT	TRACTOR/MOWER	20,000	0	16,000	4,000
COOK MUNICIPAL AIRPORT	SECURITY ITEMS	50,000	0	40,000	10,000
COOK MUNICIPAL AIRPORT	RELOCATE SEPTIC SYSTEM	25,000	0	20,000	5,000
COOK MUNICIPAL AIRPORT	PARALLEL TXY 13/31 - CONSTRUCT	150,000	0	120,000	30,000
COOK MUNICIPAL AIRPORT	HEAT & CONCRETE FLOOR IN MAINTENANCE BLDG	16,000	0	12,800	3,200
COOK MUNICIPAL AIRPORT	HANGAR SITE PREPARATION	40,000	0	20,000	20,000
COOK MUNICIPAL AIRPORT	EXTEND TXY 13/31 - 2000'	170,000	0	136,000	34,000

ATP: 1

Fiscal Year: 2008

STIP for FY 2007 - 2009

Airport	Description	Total Project Cost	FAA Funding	State Funding	Municipal Funding
COOK MUNICIPAL AIRPORT	EXTEND RWY 13/31 - 800' N	500,000	0	400,000	100,000
COOK MUNICIPAL AIRPORT	EXPAND APRON	50,000	0	40,000	10,000
COOK MUNICIPAL AIRPORT	2ND FLOOR A/D BLDG WINDOWS	10,000	0	8,000	2,000
COOK MUNICIPAL AIRPORT	HELIPORT - CONSTRUCT	10,000	0	8,000	2,000
DULUTH INTERNATIONAL AIRPORT	NORTH PERIMETER ROAD PAVING (ANG PORTION)	1,500,000	0	1,500,000	0
DULUTH INTERNATIONAL AIRPORT	RETROFIT HANGAR DOOR (BUILDING 104)	150,000	0	75,000	75,000
DULUTH INTERNATIONAL AIRPORT	REPLACE SRE (#16 PLOW & #19 GRADER)	650,000	0	650,000	0
DULUTH INTERNATIONAL AIRPORT	REPLACE MAINTENANCE EQUIPMENT (#6 PICKUP & #25 MOWER)	135,000	0	94,500	40,500
DULUTH INTERNATIONAL AIRPORT	PAVEMENT MAINTENANCE	50,000	0	35,000	15,000
DULUTH INTERNATIONAL AIRPORT	REPLACE SRE (#23 BLOWER & #14 SNOWPLOW)	800,000	760,000	0	40,000
DULUTH INTERNATIONAL AIRPORT	OBSTRUCTION REMOVAL (MIDFIELD RAMP)	50,000	0	35,000	15,000
DULUTH INTERNATIONAL AIRPORT	LAND ACQUISITION - R/W 3 ZONE A	500,000	0	350,000	150,000
DULUTH INTERNATIONAL AIRPORT	GA SITE PREP & HANGAR CONSTRUCTION (PHASE 2)	3,100,000	0	1,550,000	1,550,000
DULUTH INTERNATIONAL AIRPORT	ENGINEERING FOR GA DEVELOPMENT (PHASE 1B)	400,000	0	280,000	120,000
DULUTH INTERNATIONAL AIRPORT	TXYS C & B CONNECTION-DESIGN	480,000	456,000	0	24,000
DULUTH INTERNATIONAL AIRPORT	STORM SEWER REHAB	300,000	285,000	0	15,000
DULUTH INTERNATIONAL AIRPORT	PASSENGER TERMINAL SECURITY MODIFICATIONS (PHASE 2)	8,000,000	7,440,000	120,000	440,000
DULUTH SKY HARBOR AIRPORT	HANGAR CONSTRUCTION	500,000	475,000	0	25,000
DULUTH SKY HARBOR AIRPORT	RUNWAY PAVEMENT REHABILITATION	150,000	142,500	0	7,500
DULUTH SKY HARBOR AIRPORT	AIP-03 AMENDMENT	6,311	0	4,418	1,893
DULUTH SKY HARBOR AIRPORT	TRACTOR (FLOAT LIFT)	15,000	0	10,500	4,500
ELY MUNICIPAL AIRPORT	NORTH T-HANGAR	110,000	104,500	0	5,500
ELY MUNICIPAL AIRPORT	REHAB T-HANGAR APRONS AND TAXIWAY	135,000	128,250	0	6,750
ELY MUNICIPAL AIRPORT	AIRPORT SIGNING	5,000	0	3,500	1,500
ELY MUNICIPAL AIRPORT	RESURFACE PARKING LOT AND ENTRANCE ROAD	50,000	0	35,000	15,000
EVELETH-VIRGINIA MUNICIPAL AIRPORT	PARALLEL TAXIWAY 9/27	600,000	570,000	0	30,000

ATP: 1

Fiscal Year: 2008

STIP for FY 2007 - 2009

Airport	Description	Total Project Cost	FAA Funding	State Funding	Municipal Funding
EVELETH-VIRGINIA MUNICIPAL AIRPORT	EXTEND RWY 9/27 - 1,275 FEET	1,300,000	1,235,000	0	65,000
EVELETH-VIRGINIA MUNICIPAL AIRPORT	RWY PAVEMENT STRENGTHENING 9/27	350,000	332,500	0	17,500
EVELETH-VIRGINIA MUNICIPAL AIRPORT	TAXIWAY LIGHTING-ALL TAXIWAYS (LIGHTING/SIGNS/REFLECTORS)	75,000	71,250	0	3,750
EVELETH-VIRGINIA MUNICIPAL AIRPORT	CRACK SEALING AND REPAIR	10,000	0	7,000	3,000
EVELETH-VIRGINIA MUNICIPAL AIRPORT	LAND ACQUISITION-25 ACRES (RWY PROTECTION) - HARVEY & NYFORS BRINK PLAT AREA	50,000	47,500	0	2,500
FALLS INTERNATIONAL AIRPORT	SRE - SWEEPER	350,000	332,500	0	17,500
FALLS INTERNATIONAL AIRPORT	CRACK REPAIR	40,000	0	28,000	12,000
FALLS INTERNATIONAL AIRPORT	SMALL PLOW FOR PICKUP	25,000	23,750	0	1,250
FALLS INTERNATIONAL AIRPORT	SANDING TRUCK	250,000	237,500	0	12,500
FALLS INTERNATIONAL AIRPORT	LAND ACQUISITION	50,000	47,500	0	2,500
FALLS INTERNATIONAL AIRPORT	HANGAR AREA ACCESS - WIDEN 1995 TWY	250,000	237,500	0	12,500
FALLS INTERNATIONAL AIRPORT	HANGAR AREA / TXY - ENGINEERING, CONSTRUCTION, WETLAND, ETC.	1,000,000	950,000	0	50,000
FALLS INTERNATIONAL AIRPORT	MOWER	15,000	0	10,500	4,500
GRAND MARAIS-COOK COUNTY AIRPORT	RUNWAY - EXTEND 1300' TO 5500' & STRENGTHENING	2,000,000	1,900,000	0	100,000
GRAND MARAIS-COOK COUNTY AIRPORT	FLY-IN CAMPGROUND DEVELOPMENT (PHASE I)	40,000	0	20,000	20,000
GRAND RAPIDS/ITASCA CO-GORDON NEWSTROM FLD	DEER FENCE & VEHICLE GATES - WEST BOUNDARY	100,000	95,000	0	5,000
GRAND RAPIDS/ITASCA CO-GORDON NEWSTROM FLD	MAIN TERMINAL BUILDING - ROOFING	75,000	71,250	0	3,750
GRAND RAPIDS/ITASCA CO-GORDON NEWSTROM FLD	MAIN TERMINAL BUILDING RENOVATIONS	100,000	95,000	0	5,000
GRAND RAPIDS/ITASCA CO-GORDON NEWSTROM FLD	RWY 16/34 - RESURFACING & LINE-OF-SIGHT ISSUES	1,000,000	950,000	0	50,000
GRAND RAPIDS/ITASCA CO-GORDON NEWSTROM FLD	LAWN TRACTOR	10,000	0	7,000	3,000
GRAND RAPIDS/ITASCA CO-GORDON NEWSTROM FLD	REPLACE 1989 PICK-UP (AP72) W/PLOW, RADIO, LIGHTS	50,000	0	35,000	15,000
MCGREGOR - ISEDOR IVERSON AIRPORT	INSTALL FENCE AROUND FUEL SYSTEM	2,000	0	1,000	1,000
MCGREGOR - ISEDOR IVERSON AIRPORT	TRACTOR/MOWER	75,000	0	60,000	15,000

ATP: 1

Fiscal Year: 2008

STIP for FY 2007 - 2009

Airport	Description	Total Project Cost	FAA Funding	State Funding	Municipal Funding
MCGREGOR - ISEDOR IVERSON AIRPORT	SEAL CRACKS - ROUTE AND FILL	20,000	0	16,000	4,000
MCGREGOR - ISEDOR IVERSON AIRPORT	FENCING	10,000	0	8,000	2,000
MCGREGOR - ISEDOR IVERSON AIRPORT	PAVE TAXIWAY TO NORTH HANGARS	35,000	0	28,000	7,000
MOOSE LAKE-CARLTON COUNTY AIRPORT	RWY 4/22 PAPIS (2 BOX) INSTALLATION	87,500	83,125	0	4,375
MOOSE LAKE-CARLTON COUNTY AIRPORT	SRE - TRACTOR/BLOWER/LOADER	85,000	80,750	0	4,250
MOOSE LAKE-CARLTON COUNTY AIRPORT	SRE BUILDING UPGRADE	100,000	95,000	0	5,000
MOOSE LAKE-CARLTON COUNTY AIRPORT	CRACK SEAL RUNWAY AND APRON	35,000	0	28,000	7,000
NORTHOME MUNICIPAL AIRPORT	REHAB BEACON	7,000	0	5,600	1,400
NORTHOME MUNICIPAL AIRPORT	TRACTOR/MOWER	15,000	0	12,000	3,000
ORR REGIONAL AIRPORT	UNICOM RADIO EQUIPMENT	10,000	9,500	0	500
ORR REGIONAL AIRPORT	REPLACE SEPTIC FOR A/D BUILDING	15,000	0	10,500	4,500
ORR REGIONAL AIRPORT	FUEL TRUCK	30,000	28,500	0	1,500
SILVER BAY MUNICIPAL AIRPORT - WAYNE JOHNSON	RUNWAY EXTENSION EA	57,895	55,000	0	2,895
SILVER BAY MUNICIPAL AIRPORT - WAYNE JOHNSON	LAND ACQUISITION	100,000	95,000	0	5,000
TOWER MUNICIPAL AIRPORT	10-UNIT T-HANGAR	250,000	237,500	0	12,500
Summary for Year = 2008 (89 projects)		\$36,210,306	\$26,117,375	\$6,156,238	\$3,936,693

ATP: 1

Fiscal Year: 2009

STIP for FY 2007 - 2009

Airport	Description	Total Project Cost	FAA Funding	State Funding	Municipal Funding
AITKIN MUNICIPAL AIRPORT - STEVE KURTZ FIELD	REPLACE RUNWAY LIGHTS	100,000	95,000	0	5,000
BIGFORK MUNICIPAL AIRPORT	AIRPORT ZONING MAPS & ORDINANCE	6,000	0	4,800	1,200
BIGFORK MUNICIPAL AIRPORT	CLEAN DRAINAGE DITCHES	18,000	0	14,400	3,600
BIGFORK MUNICIPAL AIRPORT	GRADE & PAVE RUNWAY SAFETY AREAS	100,000	0	80,000	20,000
BIGFORK MUNICIPAL AIRPORT	PAVE ENTRANCE ROAD	50,000	0	40,000	10,000
CHISHOLM-HIBBING MUNICIPAL AIRPORT	HANGAR SITE PREPARATION-12 UNIT	105,000	0	52,500	52,500
CHISHOLM-HIBBING MUNICIPAL AIRPORT	RESURFACE TAXIWAY, RUNWAY 4-22 & APRONS	500,000	475,000	0	25,000
CHISHOLM-HIBBING MUNICIPAL AIRPORT	TAXILANE CONSTRUCTION - 12-UNIT T-HANGAR ACCESS	105,000	99,750	0	5,250
CLOQUET-CARLTON COUNTY AIRPORT	SMALL TRACTOR/MOWER	12,000	0	8,400	3,600
COOK MUNICIPAL AIRPORT	6-UNIT T-HANGAR LOAN	200,000	0	160,000	40,000
COOK MUNICIPAL AIRPORT	CLEAR BRUSH AND TREES	10,000	0	8,000	2,000
COOK MUNICIPAL AIRPORT	LAND ACQUISITION / IMPROVEMENTS	75,000	0	60,000	15,000
COOK MUNICIPAL AIRPORT	STORMWATER DITCHING/CULVERTS	10,000	0	8,000	2,000
COOK MUNICIPAL AIRPORT	300' TXY	50,000	0	40,000	10,000
DULUTH INTERNATIONAL AIRPORT	PASSENGER TERMINAL SECURITY MODIFICATION (PHASE 3)	8,000,000	7,440,000	120,000	440,000
DULUTH INTERNATIONAL AIRPORT	RETROFIT HANGAR DOOR (BUILDING 104)	150,000	0	75,000	75,000
DULUTH INTERNATIONAL AIRPORT	PAVEMENT MAINTENANCE	50,000	0	35,000	15,000
DULUTH INTERNATIONAL AIRPORT	GA SITE PREP & HANGAR CONSTRUCTION (PHASE 3)	3,400,000	0	1,700,000	1,700,000
DULUTH INTERNATIONAL AIRPORT	GA ARRIVALS BUILDING & 1 HANGAR-CONSTRUCTION	3,800,000	0	2,660,000	1,140,000
DULUTH INTERNATIONAL AIRPORT	TWY C & B CONSTRUCTION	12,000,000	11,400,000	0	600,000
DULUTH INTERNATIONAL AIRPORT	RWY 3/21 EXTENSION - EA/DESIGN	560,000	532,000	0	28,000
DULUTH INTERNATIONAL AIRPORT	LAND ACQUISITION	1,000,000	950,000	0	50,000
DULUTH INTERNATIONAL AIRPORT	REPLACE MAINTENANCE EQUIPMENT (#10 PICKUP & #26 MOWER)	80,000	0	56,000	24,000
DULUTH SKY HARBOR AIRPORT	TAXIWAY PAVEMENT REHABILITATION	70,000	66,500	0	3,500
ELY MUNICIPAL AIRPORT	CRACK SEALING	25,000	0	17,500	7,500

ATP: 1

Fiscal Year: 2009

STIP for FY 2007 - 2009

Airport	Description	Total Project Cost	FAA Funding	State Funding	Municipal Funding
ELY MUNICIPAL AIRPORT	CREDIT CARD FUELING SYSTEM	25,000	0	12,500	12,500
EVELETH-VIRGINIA MUNICIPAL AIRPORT	CONCRETE PARKING APRON	40,000	38,000	0	2,000
EVELETH-VIRGINIA MUNICIPAL AIRPORT	CRACK SEALING AND REPAIR	10,000	0	7,000	3,000
EVELETH-VIRGINIA MUNICIPAL AIRPORT	VOR GRUBBING	10,000	0	7,000	3,000
FALLS INTERNATIONAL AIRPORT	SNOWBLOWER	500,000	475,000	0	25,000
FALLS INTERNATIONAL AIRPORT	CRACK REPAIR	50,000	0	35,000	15,000
FALLS INTERNATIONAL AIRPORT	T-HANGAR, 10 UNITS	220,000	0	0	220,000
FALLS INTERNATIONAL AIRPORT	LAND ACQUISITION	50,000	47,500	0	2,500
FALLS INTERNATIONAL AIRPORT	TERMINAL HANDICAP ACCESS	250,000	237,500	0	12,500
FALLS INTERNATIONAL AIRPORT	TERMINAL BUILDING EXPANSION	1,000,000	950,000	0	50,000
GRAND MARAIS-COOK COUNTY AIRPORT	CONSTRUCT 8-UNIT HANGAR	230,000	218,500	0	11,500
GRAND MARAIS-COOK COUNTY AIRPORT	FLY IN CAMPGROUND DEVELOPMENT (PHASE II)	40,000	0	20,000	20,000
GRAND RAPIDS/ITASCA CO-GORDON NEWSTROM FLD	10 UNIT T-HANGAR	350,000	332,500	0	17,500
GRAND RAPIDS/ITASCA CO-GORDON NEWSTROM FLD	REPLACE 1989 PICK-UP	50,000	0	35,000	15,000
GRAND RAPIDS/ITASCA CO-GORDON NEWSTROM FLD	RWY 10/28 - TURF REFURBISHMENT	75,000	0	52,500	22,500
GRAND RAPIDS/ITASCA CO-GORDON NEWSTROM FLD	SECURITY SIGNAGE FOR PERIMETER FENCE	25,000	0	17,500	7,500
GRAND RAPIDS/ITASCA CO-GORDON NEWSTROM FLD	TURF ROLLER	15,000	0	10,500	4,500
MCGREGOR - ISEDOR IVERSON AIRPORT	CONSTRUCT 6-UNIT T-HANGAR	120,000	0	0	120,000
MCGREGOR - ISEDOR IVERSON AIRPORT	CROSSWIND RUNWAY LAND ACQUISITION & ZONING	75,000	0	60,000	15,000
MCGREGOR - ISEDOR IVERSON AIRPORT	T-HANGAR SITE PREP	30,000	0	15,000	15,000
MOOSE LAKE-CARLTON COUNTY AIRPORT	ENVIRONMENTAL ASSESSMENT - RWY 4/22 EXTENSION & CROSSWIND	80,000	76,000	0	4,000
MOOSE LAKE-CARLTON COUNTY AIRPORT	FLAIL ATTACHMENT	7,500	0	6,000	1,500
MOOSE LAKE-CARLTON COUNTY AIRPORT	SMALL TRACTOR/MOWER	12,000	0	9,600	2,400
NORTHOME MUNICIPAL AIRPORT	REHAB BEACON	7,000	0	5,600	1,400
ORR REGIONAL AIRPORT	CRACK REPAIR / SEAL	20,000	19,000	0	1,000
SILVER BAY MUNICIPAL AIRPORT - WAYNE JOHNSON	PAVEMENT REHABILITATION	100,000	95,000	0	5,000

ATP: 1

Fiscal Year: 2009

STIP for FY 2007 - 2009

Airport	Description	Total Project Cost	FAA Funding	State Funding	Municipal Funding
SILVER BAY MUNICIPAL AIRPORT - WAYNE JOHNSON	RUNWAY EXTENSION & STRENGTHENING	1,800,000	1,710,000	0	90,000
TOWER MUNICIPAL AIRPORT	10-UNIT T-HANGAR	250,000	237,500	0	12,500
TWO HARBORS MUNICIPAL - RICHARD B. HELGESON FIELD	10-UNIT T-HANGAR	250,000	0	250,000	0
Summary for Year = (54 projects)		\$36,167,500	\$25,494,750	\$5,682,800	\$4,989,950

ATP: 2

Fiscal Year: 2007

STIP for FY 2007 - 2009

Airport	Description	Total Project Cost	FAA Funding	State Funding	Municipal Funding
BAUDETTE INTERNATIONAL AIRPORT	MPSH-HANGAR CONSTRUCTION	450,000	427,500	0	22,500
BAUDETTE INTERNATIONAL AIRPORT	HANGAR SITE PREP	50,000	47,500	0	2,500
BEMIDJI REGIONAL AIRPORT	WEST HALF OF BALSAM ROAD RECONSTRUCTION	400,000	0	0	400,000
BEMIDJI REGIONAL AIRPORT	WEST SIDE DEVELOPMENT OF STREETS	227,400	0	0	227,400
BEMIDJI REGIONAL AIRPORT	NORTH SIDE/WEST SIDE WATER & SEWER	659,200	0	0	659,200
BEMIDJI REGIONAL AIRPORT	NORTH SIDE DEVELOPMENT OF STREETS	655,000	0	0	655,000
BEMIDJI REGIONAL AIRPORT	RUNWAY 13/31 RELOCATE NAVAIDS (NOT INCLUDING FLIGHT CHECK)	390,000	370,500	0	19,500
BEMIDJI REGIONAL AIRPORT	RUNWAY 13/31 PAVEMENT MILLING & RESURFACING	2,488,000	2,363,600	0	124,400
BEMIDJI REGIONAL AIRPORT	RUNWAY 13/31 CONSTRUCTION	4,257,300	4,044,435	0	212,865
BEMIDJI REGIONAL AIRPORT	2007 AIRFIELD DESIGN & CONSTRUCTION ADMINISTRATION	1,394,200	1,324,490	0	69,710
FOSSTON MUNICIPAL AIRPORT	PAVED TAXIWAY CONSTRUCTION OR EXTENSION	325,000	308,750	0	16,250
FOSSTON MUNICIPAL AIRPORT	TRUCK AND SNOW PLOW	45,000	40,500	0	4,500
FOSSTON MUNICIPAL AIRPORT	TURF RUNWAY CONSTRUCTION OR EXTENSION	350,000	332,500	0	17,500
FOSSTON MUNICIPAL AIRPORT	CRACK REPAIR	13,000	12,350	0	650
HALLOCK MUNICIPAL AIRPORT	PAVED ENTRANCE ROAD	45,000	42,750	0	2,250
PARK RAPIDS MUNICIPAL AIRPORT - KONSHOK FIELD	FBO ROADWAY AND PARKING	75,000	71,250	0	3,750
ROSEAU MUNICIPAL AIRPORT - RUDY BILLBERG FIELD	EXTEND RWY 24 APPROACH 835' (TURF)	82,000	77,900	0	4,100
ROSEAU MUNICIPAL AIRPORT - RUDY BILLBERG FIELD	REMOVE 839' RWY 6 APPROACH (TURF)	42,000	39,900	0	2,100
ROSEAU MUNICIPAL AIRPORT - RUDY BILLBERG FIELD	LAND ACQUISITION RWY 6/24	144,000	136,800	0	7,200
ROSEAU MUNICIPAL AIRPORT - RUDY BILLBERG FIELD	ENV ASSESSMENT (EA) - RWY 6/24 EXTENSION	15,000	14,250	0	750
ROSEAU MUNICIPAL AIRPORT - RUDY BILLBERG FIELD	CRACK SEALING	12,000	11,400	0	600
ROSEAU MUNICIPAL AIRPORT - RUDY BILLBERG FIELD	ELECTRICAL IMPROVEMENTS	10,000	9,500	0	500
THIEF RIVER FALLS REGIONAL AIRPORT	ENV ASSESSMENT (EA)	75,000	71,250	0	3,750
THIEF RIVER FALLS REGIONAL AIRPORT	LAND ACQUISITION	200,000	190,000	0	10,000
WARREN MUNICIPAL AIRPORT	REPLACE AIRPORT BEACON-EMERGENCY REPAIR	7,021	0	5,617	1,404

ATP: 2

Fiscal Year: 2007

STIP for FY 2007 - 2009

Airport	Description	Total Project Cost	FAA Funding	State Funding	Municipal Funding
Summary for Year = (25 projects)		\$12,411,121	\$9,937,125	\$5,617	\$2,468,379

ATP: 2

Fiscal Year: 2008

STIP for FY 2007 - 2009

Airport	Description	Total Project Cost	FAA Funding	State Funding	Municipal Funding
BAGLEY MUNICIPAL AIRPORT	ARRIVAL/DEPARTURE BUILDING / MAINTENANCE BUILDING	70,000	0	56,000	14,000
BAGLEY MUNICIPAL AIRPORT	USED SNOWPLOW TRUCK	50,000	0	40,000	10,000
BAUDETTE INTERNATIONAL AIRPORT	REMOVE SEA WALL AT SEAPLANE BASE	20,000	0	14,000	6,000
BEMIDJI REGIONAL AIRPORT	SRE BUILDING EXPANSION/REHABILITATION	1,415,390	1,344,621	0	70,770
BEMIDJI REGIONAL AIRPORT	PARKING LOT CONSTRUCTION	1,100,000	1,045,000	0	55,000
BEMIDJI REGIONAL AIRPORT	NORTH SIDE HANGAR SITE PREPARATION	100,000	0	50,000	50,000
BEMIDJI REGIONAL AIRPORT	NORTH SIDE HANGAR CONSTRUCTION	500,000	0	0	500,000
BEMIDJI REGIONAL AIRPORT	PASSENGER TERMINAL EXPANSION CONSTRUCTION	1,687,459	1,265,594	0	421,865
BEMIDJI REGIONAL AIRPORT	2008 AIRFIELD DESIGN & CONSTRUCTION ADMINISTRATION	525,300	393,975	0	131,325
BEMIDJI REGIONAL AIRPORT	JET BRIDGE TWO	575,000	546,250	0	28,750
BEMIDJI REGIONAL AIRPORT	PASSENGER TERMINAL EXPANSION DESIGN	506,240	379,680	0	126,560
CROOKSTON MUNICIPAL AIRPORT - KIRKWOOD FIELD	T-HANGAR SITE PREPARATION	40,000	38,000	0	2,000
CROOKSTON MUNICIPAL AIRPORT - KIRKWOOD FIELD	CRACK REPAIR	5,000	0	3,500	1,500
CROOKSTON MUNICIPAL AIRPORT - KIRKWOOD FIELD	T-HANGAR - 10 UNITS WHEATED STORAGE FOR LOADER & TRUCK W/PLOW	270,000	256,500	0	13,500
CROOKSTON MUNICIPAL AIRPORT - KIRKWOOD FIELD	RWY 13-31 EXTEND 700-FT & WIDEN TO 100-FT W/TAXIWAY	1,855,000	1,762,250	0	92,750
CROOKSTON MUNICIPAL AIRPORT - KIRKWOOD FIELD	MEDIUM APPROACH LIGHTING SYSTEM RUNWAY (MALSR) ALIGN	160,000	152,000	0	8,000
FERTILE MUNICIPAL AIRPORT	500-FT RUNWAY EXTENSION	70,000	0	56,000	14,000
FOSSTON MUNICIPAL AIRPORT	PERIMETER FENCING	40,000	38,000	0	2,000
FOSSTON MUNICIPAL AIRPORT	AIRPORT SIGNING	5,000	0	3,500	1,500
FOSSTON MUNICIPAL AIRPORT	LARGE MOWER/TRACTOR	25,000	0	17,500	7,500
HALLOCK MUNICIPAL AIRPORT	PAVED TAXIWAY EXTENSION	50,000	47,500	0	2,500
NORMAN COUNTY/ADA/TWIN VALLEY AIRPORT	AVGAS FUEL FACILITY	60,000	0	30,000	30,000
NORMAN COUNTY/ADA/TWIN VALLEY AIRPORT	SURFACE TREATMENT	25,000	0	20,000	5,000
NORMAN COUNTY/ADA/TWIN VALLEY AIRPORT	PAPI	25,000	0	20,000	5,000

ATP: 2

Fiscal Year: 2008

STIP for FY 2007 - 2009

Airport	Description	Total Project Cost	FAA Funding	State Funding	Municipal Funding
NORMAN COUNTY/ADA/TWIN VALLEY AIRPORT	CRACK REPAIR AND SEALING	6,000	0	4,800	1,200
NORMAN COUNTY/ADA/TWIN VALLEY AIRPORT	MIRL	130,000	0	104,000	26,000
PARK RAPIDS MUNICIPAL AIRPORT - KONSHOK FIELD	APRON EXPANSION	350,000	332,500	0	17,500
PARK RAPIDS MUNICIPAL AIRPORT - KONSHOK FIELD	CITY SEWER & WATER FROM AIRPORT PROPERTY LINE TO A/D BUILDING	221,500	210,425	0	11,075
PARK RAPIDS MUNICIPAL AIRPORT - KONSHOK FIELD	SNOWBROOM FOR CAT PAYLOADER	60,000	57,000	0	3,000
PARK RAPIDS MUNICIPAL AIRPORT - KONSHOK FIELD	CITY SEWER AND WATER TO A/D BUILDING FROM EXISTING SERVICE TO AIRPORT PROPERTY	46,500	0	32,550	13,950
PARK RAPIDS MUNICIPAL AIRPORT - KONSHOK FIELD	REPLACE/RELOCATE JET FUEL TANK	50,000	0	25,000	25,000
PINEY-PINECREEK BORDER AIRPORT	80 ACRE LAND PURCHASE & EASEMENT TO GRND	40,000	0	40,000	0
PINEY-PINECREEK BORDER AIRPORT	CRACK ROUT AND SEAL	25,000	0	25,000	0
PINEY-PINECREEK BORDER AIRPORT	UPDATE AIRPORT LAYOUT PLAN/ZONING/PROPTY	20,000	0	20,000	0
PINEY-PINECREEK BORDER AIRPORT	X-WIND RWY - NEW TURF 200' X 2650'	500,000	0	500,000	0
RED LAKE FALLS MUNICIPAL AIRPORT	RUNWAY CRACK REPAIR	15,000	0	12,000	3,000
RED LAKE FALLS MUNICIPAL AIRPORT	UNICOM RADIO AND GPS NAVIGATIONAL AID	1,500	0	1,200	300
RED LAKE FALLS MUNICIPAL AIRPORT	1000-FOOT EXTENSION OF RUNWAY, MOVE IN LIGHTS, AND LIRLS	175,000	0	140,000	35,000
ROSEAU MUNICIPAL AIRPORT - RUDY BILLBERG FIELD	CRACK SEALING	15,000	14,250	0	750
ROSEAU MUNICIPAL AIRPORT - RUDY BILLBERG FIELD	ELECTRICAL IMPROVEMENTS	10,000	9,500	0	500
ROSEAU MUNICIPAL AIRPORT - RUDY BILLBERG FIELD	TXY 16/34 UNDERDRAIN SYSTEM	100,000	95,000	0	5,000
STEPHEN MUNICIPAL AIRPORT	DRAINAGE SYSTEM IMPROVEMENTS	6,000	0	4,800	1,200
STEPHEN MUNICIPAL AIRPORT	SECURITY ITEMS (FENCING/SECURITY LIGHTS)	20,000	0	16,000	4,000
THIEF RIVER FALLS REGIONAL AIRPORT	NEW APRON/TXY FOR FBO & HANGAR AREA ACCESS	300,000	0	150,000	150,000
THIEF RIVER FALLS REGIONAL AIRPORT	SITE PREPARATION-MPSH FOR FBO AND 3 T-HANGARS	100,000	0	50,000	50,000
THIEF RIVER FALLS REGIONAL AIRPORT	PAVED PARKING LOT	120,000	0	84,000	36,000
THIEF RIVER FALLS REGIONAL AIRPORT	TRACTOR W/SNOW BROOM	180,000	171,000	0	9,000
THIEF RIVER FALLS REGIONAL AIRPORT	SRE BUILDING	200,000	190,000	0	10,000
THIEF RIVER FALLS REGIONAL AIRPORT	RELOCATE CSAH #17 (RUNWAY ENCROACHMENT)	400,000	380,000	0	20,000

ATP: 2

Fiscal Year: 2008

STIP for FY 2007 - 2009

Airport	Description	Total Project Cost	FAA Funding	State Funding	Municipal Funding
THIEF RIVER FALLS REGIONAL AIRPORT	RECONDITION RUNWAY 13/31 & TAXIWAY	2,000,000	1,900,000	0	100,000
THIEF RIVER FALLS REGIONAL AIRPORT	RELOCATE THREE SPONSOR HANGARS	40,000	0	20,000	20,000
THIEF RIVER FALLS REGIONAL AIRPORT	INSTALL ILS 13/31	1,000,000	950,000	0	50,000
THIEF RIVER FALLS REGIONAL AIRPORT	EXTEND RUNWAY 13/31 & TAXIWAY	4,000,000	3,800,000	0	200,000
THIEF RIVER FALLS REGIONAL AIRPORT	4-UNIT LARGE BAY HANGAR	200,000	190,000	0	10,000
THIEF RIVER FALLS REGIONAL AIRPORT	REPLACE RWY/TXY LIGHTING	290,000	275,500	0	14,500
WARREN MUNICIPAL AIRPORT	PAVEMENT CRACK REPAIR AND NW TO N	25,000	0	20,000	5,000
WARREN MUNICIPAL AIRPORT	UPGRADE ASPHALT RUNWAY	140,000	0	112,000	28,000
WARREN MUNICIPAL AIRPORT	PAVEMENT CRACK REPAIR	10,000	0	8,000	2,000
WARREN MUNICIPAL AIRPORT	HANGAR BUILDING (HANGAR LOAN)	150,000	0	150,000	0
WARROAD INTERNATIONAL AIRPORT-SWEDE CARLSON FIELD	CRACK REPAIR	10,000	0	7,000	3,000
WARROAD INTERNATIONAL AIRPORT-SWEDE CARLSON FIELD	CRACK REPAIR & SEAL COAT	240,000	228,000	0	12,000
WASKISH MUNICIPAL AIRPORT	ENVIRONMENTAL STUDY FOR RWY PAVING	25,000	0	20,000	5,000
WASKISH MUNICIPAL AIRPORT	MIRLS (MED INTENSITY RWY LTS)	30,000	0	24,000	6,000
Summary for Year = 2008 (63 projects)		\$20,430,889	\$16,072,545	\$1,880,850	\$2,477,494

ATP: 2

Fiscal Year: 2009

STIP for FY 2007 - 2009

Airport	Description	Total Project Cost	FAA Funding	State Funding	Municipal Funding
BAGLEY MUNICIPAL AIRPORT	AUTOMATED WEATHER STATION	90,000	0	90,000	0
BAGLEY MUNICIPAL AIRPORT	AVGAS FACILITY	60,000	0	30,000	30,000
BAGLEY MUNICIPAL AIRPORT	REPLACE ROTATING BEACON	45,000	0	36,000	9,000
BAUDETTE INTERNATIONAL AIRPORT	REPLACE VASIS WITH PAPIS	46,000	43,700	0	2,300
BAUDETTE INTERNATIONAL AIRPORT	INSTALL INSTRUMENT LANDING SYSTEM (ILS)	500,000	0	500,000	0
BAUDETTE INTERNATIONAL AIRPORT	CREDIT CARD FUEL FACILITY/LIGHTS AND FENCE	30,000	0	21,000	9,000
BAUDETTE INTERNATIONAL AIRPORT	REPLACE REILS	24,000	22,800	0	1,200
BAUDETTE INTERNATIONAL AIRPORT	ACQUIRE DE-ICING EQUIPMENT	20,000	0	10,000	10,000
BEMIDJI REGIONAL AIRPORT	AIRPORT ENTRY SIGNS (TWO)	100,000	75,000	0	25,000
BEMIDJI REGIONAL AIRPORT	CONCRETE APRON REPAIRS	830,700	789,165	0	41,535
BEMIDJI REGIONAL AIRPORT	MILL/OVERLAY HANGAR APRON	450,000	427,500	0	22,500
BEMIDJI REGIONAL AIRPORT	EAST HALF OF BALSAM ROAD RECONSTRUCTION	661,000	0	0	661,000
CROOKSTON MUNICIPAL AIRPORT - KIRKWOOD FIELD	ILS OR GPS PRECISION APPR NAV AID SYSTEM	350,000	350,000	0	0
CROOKSTON MUNICIPAL AIRPORT - KIRKWOOD FIELD	REZONE AIRPORT FOR PRECISION APPROACHES	3,000	0	0	3,000
FERTILE MUNICIPAL AIRPORT	2000-FT TURF CROSSWIND RUNWAY	150,000	0	120,000	30,000
FERTILE MUNICIPAL AIRPORT	ARRIVAL/DEPARTURE BUILDING	200,000	0	160,000	40,000
FOSSTON MUNICIPAL AIRPORT	CRACK REPAIR	14,000	13,300	0	700
FOSSTON MUNICIPAL AIRPORT	MPSH-MULTI PLANE HANGAR	170,000	0	85,000	85,000
HALLOCK MUNICIPAL AIRPORT	BEACON REPAIR	5,000	0	3,500	1,500
HALLOCK MUNICIPAL AIRPORT	PAVED TAXIWAY EXTENSION	50,000	47,500	0	2,500
NORMAN COUNTY/ADA/TWIN VALLEY AIRPORT	PAVE ENTRANCE ROAD/PARKING LOT	50,000	0	40,000	10,000
NORMAN COUNTY/ADA/TWIN VALLEY AIRPORT	CRACK REPAIR & SEALING	6,000	0	4,800	1,200
PARK RAPIDS MUNICIPAL AIRPORT - KONSHOK FIELD	ENVIRON ASSMT FOR X-WND RWY 18-36	40,000	38,000	0	2,000
RED LAKE FALLS MUNICIPAL AIRPORT	FEE SIMPLE LAND PURCHASE (12-?? ACRES)	10,000	0	8,000	2,000
ROSEAU MUNICIPAL AIRPORT - RUDY BILLBERG FIELD	ENV ASSESSMENT (EA) - 16/34 EXTENSION	15,000	14,250	0	750
ROSEAU MUNICIPAL AIRPORT - RUDY BILLBERG FIELD	CRACK SEALING	15,000	14,250	0	750
ROSEAU MUNICIPAL AIRPORT - RUDY BILLBERG FIELD	DEER FENCING (PHASE 1)	100,000	95,000	0	5,000
ROSEAU MUNICIPAL AIRPORT - RUDY BILLBERG FIELD	ELECTRICAL IMPROVEMENTS	15,000	14,250	0	750

ATP: 2

Fiscal Year: 2009

STIP for FY 2007 - 2009

Airport	Description	Total Project Cost	FAA Funding	State Funding	Municipal Funding
STEPHEN MUNICIPAL AIRPORT	AERIAL APPLICATOR SPRAY WASH FACILITY	40,000	0	20,000	20,000
THIEF RIVER FALLS REGIONAL AIRPORT	HANGAR AREA RESTORATION (6,700 SQUARE YARDS)	120,000	0	60,000	60,000
THIEF RIVER FALLS REGIONAL AIRPORT	PAVED APRON & TIE-DOWN AREA	400,000	0	280,000	120,000
THIEF RIVER FALLS REGIONAL AIRPORT	SRE BUILDING	250,000	237,500	0	12,500
WARROAD INTERNATIONAL AIRPORT-SWEDE CARLSON FIELD	TAXIWAY FROST HEAVE REHAB	16,000	15,200	0	800
WARROAD INTERNATIONAL AIRPORT-SWEDE CARLSON FIELD	ARRIVAL/DEPARTURE BUILDING (75% EST ELIGIBLE)	279,340	0	148,050	131,290
WASKISH MUNICIPAL AIRPORT	PAVE PRIMARY RWY	200,000	0	160,000	40,000
WASKISH MUNICIPAL AIRPORT	ARRIVAL / DEPARTURE BUILDING	30,000	0	24,000	6,000
Summary for Year = 2009 (36 projects)		\$5,385,040	\$2,197,415	\$1,800,350	\$1,387,275

ATP: 3

Fiscal Year: 2007

STIP for FY 2007 - 2009

Airport	Description	Total Project Cost	FAA Funding	State Funding	Municipal Funding
BRAINERD LAKES REGIONAL AIRPORT	HIGH SPEED SNOW PLOW	250,000	237,500	0	12,500
BRAINERD LAKES REGIONAL AIRPORT	RUNWAY 16/34 EXTENSION - 600 FEET	2,000,000	1,900,000	0	100,000
BRAINERD LAKES REGIONAL AIRPORT	RUNWAY VACUUM	150,000	142,500	0	7,500
BRAINERD LAKES REGIONAL AIRPORT	TAXIWAY 5/23 REHABILITATION/SHOULDER PAVING - PHASE II	525,000	498,750	0	26,250
BRAINERD LAKES REGIONAL AIRPORT	DEDICATED SANDING TRUCK	190,000	180,500	0	9,500
CAMBRIDGE MUNICIPAL AIRPORT	DEER FENCE (CONTINUED)	200,000	190,000	0	10,000
LITTLE FALLS-MORRISON COUNTY AIRPORT	LAND ACQUISITION - RUNWAY EXTENSION	200,000	190,000	0	10,000
LONG PRAIRIE MUNICIPAL AIRPORT - TODD FIELD	ENVIRONMENTAL ASSESSMENT	65,000	61,750	0	3,250
LONGVILLE MUNICIPAL AIRPORT	TRUCK AND SNOWPLOW	106,000	100,700	0	5,300
LONGVILLE MUNICIPAL AIRPORT	SECURITY ITEMS (FENCING)	14,000	13,300	0	700
MAPLE LAKE MUNICIPAL AIRPORT	PAVED RUNWAY OVERLAY	150,000	120,000	0	30,000
MORA MUNICIPAL AIRPORT	X-WIND RWY 11/29 PHASE I - GRADING	650,000	617,500	0	32,500
MORA MUNICIPAL AIRPORT	MAPPING / PRELIMINARY LAYOUT	40,000	38,000	0	2,000
MORA MUNICIPAL AIRPORT	RWY 17/35 EXTENSION - GRADING AND BASE	450,000	427,500	0	22,500
MORA MUNICIPAL AIRPORT	RWY 17/35 EXTENSION - PAVING	300,000	285,000	0	15,000
MORA MUNICIPAL AIRPORT	RWY 17/35 EXTENSION - PRELIM ENGRG	25,000	23,750	0	1,250
MORA MUNICIPAL AIRPORT	RWY 17/35 REHABILITATION	1,384,000	1,314,800	0	69,200
MORA MUNICIPAL AIRPORT	RWY 17/35 REHABILITATION - PRELIMINARY ENGRG	50,000	47,500	0	2,500
MORA MUNICIPAL AIRPORT	TAXIWAY & APRON RESURFACING	300,000	285,000	0	15,000
MORA MUNICIPAL AIRPORT	WETLAND DELINEATION / PERMIT	30,000	28,500	0	1,500
MORA MUNICIPAL AIRPORT	LAND ACQUISITION - YANKOWIAK PARCEL	60,000	57,000	0	3,000
PINE RIVER REGIONAL AIRPORT	PHASE 1 APRON EXPANSION	108,000	102,600	0	5,400
PINE RIVER REGIONAL AIRPORT	PAVE NORTH HANGAR TAXILANES	12,000	11,400	0	600
PRINCETON MUNICIPAL AIRPORT	CROSSWIND RWY 3/21 - APPROACH LAND & EASEMENTS	400,000	380,000	0	20,000
PRINCETON MUNICIPAL AIRPORT	CROSSWIND RWY 3/21 - ENVIRONMENTAL ASSESSMENT	80,000	76,000	0	4,000

ATP: 3

Fiscal Year: 2007

STIP for FY 2007 - 2009

Airport	Description	Total Project Cost	FAA Funding	State Funding	Municipal Funding
PRINCETON MUNICIPAL AIRPORT	FIELD LIGHTING UPGRADE	50,000	47,500	0	2,500
PRINCETON MUNICIPAL AIRPORT	RUNWAY 15/33 - CRACK REPAIR	20,000	19,000	0	1,000
ST. CLOUD REGIONAL AIRPORT	X-WIND WETLAND MITIGATION	1,000,000	950,000	0	50,000
ST. CLOUD REGIONAL AIRPORT	CRACK SEAL	25,000	0	17,500	7,500
ST. CLOUD REGIONAL AIRPORT	X-WIND RUNWAY ENVIRONMENTAL	200,000	190,000	0	10,000
ST. CLOUD REGIONAL AIRPORT	X-WIND RUNWAY DESIGN	350,000	332,500	0	17,500
ST. CLOUD REGIONAL AIRPORT	X-WIND LAND ACQUISITION	3,000,000	2,850,000	0	150,000
STAPLES MUNICIPAL AIRPORT	HANGAR SITE PREPARATION AND PAVING	160,000	152,000	0	8,000
STAPLES MUNICIPAL AIRPORT	TEE HANGAR CONSTRUCTION	160,000	152,000	0	8,000
STAPLES MUNICIPAL AIRPORT	ENTRANCE ROAD/HANGAR AREA/PARKING LOT REHAB	100,000	95,000	0	5,000
WALKER MUNICIPAL AIRPORT	PAVED APRON/TAXILANES REHABILITATION	220,000	209,000	0	11,000
WALKER MUNICIPAL AIRPORT	RUNWAY CONSTRUCTION/EXTENSION	600,000	570,000	0	30,000
Summary for Year = (37 projects)		\$13,624,000	\$12,896,550	\$17,500	\$709,950

ATP: 3

Fiscal Year: 2008

STIP for FY 2007 - 2009

Airport	Description	Total Project Cost	FAA Funding	State Funding	Municipal Funding
BACKUS MUNICIPAL AIRPORT	CLEARING & GRUBBING	10,000	0	8,000	2,000
BRAINERD LAKES REGIONAL AIRPORT	CRACK SEALING AND REPAIR	120,000	0	84,000	36,000
BRAINERD LAKES REGIONAL AIRPORT	MALS RUNWAY 5	290,800	276,260	0	14,540
BRAINERD LAKES REGIONAL AIRPORT	RUNWAY 12/30 REHABILITATION	400,000	0	280,000	120,000
BRAINERD LAKES REGIONAL AIRPORT	E. BLDG ACCESS ROAD AND PARKING	475,000	0	332,500	142,500
BRAINERD LAKES REGIONAL AIRPORT	TAXIWAY 05/23 REHABILITATION/SHOULDER PAVING - PHASE III	775,000	736,250	0	38,750
BRAINERD LAKES REGIONAL AIRPORT	E. BLDG TAXILANES AND GRADING	280,000	266,000	0	14,000
BRAINERD LAKES REGIONAL AIRPORT	10 UNIT TEE HANGAR	350,000	0	350,000	0
BROOTEN MUNICIPAL AIRPORT	CRACK SEAL	5,000	0	4,000	1,000
BUFFALO MUNICIPAL AIRPORT	SECURITY FENCING-X' HEIGHT	75,000	71,250	0	3,750
BUFFALO MUNICIPAL AIRPORT	CONSTRUCT PARKING LOT & HANGAR ACCESS ROAD	100,000	0	70,000	30,000
BUFFALO MUNICIPAL AIRPORT	TIE DOWN AREA APRON EXTENSION (200-FT X 300-FT)	80,000	76,000	0	4,000
BUFFALO MUNICIPAL AIRPORT	TAXIWAY SIGNING	34,000	32,300	0	1,700
BUFFALO MUNICIPAL AIRPORT	RUNWAY EXTENSION - 450-FT SOUTH END	250,000	237,500	0	12,500
BUFFALO MUNICIPAL AIRPORT	PAVED TAXIWAY EXTENSION 40-FT X 450-FT	80,000	76,000	0	4,000
BUFFALO MUNICIPAL AIRPORT	PAVED TAXIWAY EXTENSION (1950-FT X 40-FT)	400,000	380,000	0	20,000
BUFFALO MUNICIPAL AIRPORT	PAPI	61,000	57,950	0	3,050
BUFFALO MUNICIPAL AIRPORT	MIRLS & REILS	200,000	190,000	0	10,000
BUFFALO MUNICIPAL AIRPORT	TEAR DOWN HANGAR IN PRIMARY SURFACE AREA	150,000	142,500	0	7,500
CAMBRIDGE MUNICIPAL AIRPORT	ARRIVAL ROAD	300,000	285,000	0	15,000
CAMBRIDGE MUNICIPAL AIRPORT	T-HANGAR SITE PREPARATION	55,000	0	27,500	27,500
CAMBRIDGE MUNICIPAL AIRPORT	UNDERGROUND TANK REMOVAL	50,000	0	25,000	25,000
LITTLE FALLS-MORRISON COUNTY AIRPORT	RECONSTRUCT PARKING LOT	70,000	66,500	0	3,500
LITTLE FALLS-MORRISON COUNTY AIRPORT	FBO MAINTENANCE FACILITY	150,000	0	75,000	75,000
LITTLE FALLS-MORRISON COUNTY AIRPORT	X-WIND RWY 5/23 LIGHTS & PAPI	250,000	237,500	0	12,500

ATP: 3

Fiscal Year: 2008

STIP for FY 2007 - 2009

Airport	Description	Total Project Cost	FAA Funding	State Funding	Municipal Funding
LITTLE FALLS-MORRISON COUNTY AIRPORT	FOG SEAL AND CRACK REPAIR	20,000	19,000	0	1,000
LITTLE FALLS-MORRISON COUNTY AIRPORT	RWY 13/31 EXTEND TAXIWAY	75,000	71,250	0	3,750
LITTLE FALLS-MORRISON COUNTY AIRPORT	RWY 13/31 EXTENSION	100,000	95,000	0	5,000
LONG PRAIRIE MUNICIPAL AIRPORT - TODD FIELD	LAND ACQUISITION-RUNWAY EXTENSION	40,000	38,000	0	2,000
LONG PRAIRIE MUNICIPAL AIRPORT - TODD FIELD	LAND ACQUISITION-SAFETY ZONE	80,000	76,000	0	4,000
LONG PRAIRIE MUNICIPAL AIRPORT - TODD FIELD	UPDATE ZONING ORDINANCE	25,000	0	17,500	7,500
LONG PRAIRIE MUNICIPAL AIRPORT - TODD FIELD	WINDSOCK	6,000	0	4,200	1,800
LONGVILLE MUNICIPAL AIRPORT	CRACK REPAIR AND SEALING	8,000	0	5,600	2,400
LONGVILLE MUNICIPAL AIRPORT	AIRPORT SIGNING	9,300	0	6,510	2,790
MAPLE LAKE MUNICIPAL AIRPORT	WETLAND MITIGATION	50,000	0	40,000	10,000
MAPLE LAKE MUNICIPAL AIRPORT	SNOW REMOVAL EQUIPMENT-PAYLOADER	70,000	0	56,000	14,000
MAPLE LAKE MUNICIPAL AIRPORT	LIGHTING UPGRADE	130,000	0	104,000	26,000
MAPLE LAKE MUNICIPAL AIRPORT	LAND ACQUISITION-EASEMENTS	220,000	0	176,000	44,000
MAPLE LAKE MUNICIPAL AIRPORT	FUEL FACILITY	100,000	0	80,000	20,000
MAPLE LAKE MUNICIPAL AIRPORT	FEASIBILITY STUDY/ENVIRONMENTAL ASSESSMENT	15,000	0	12,000	3,000
MAPLE LAKE MUNICIPAL AIRPORT	CRACK SEAL	8,000	0	6,400	1,600
MAPLE LAKE MUNICIPAL AIRPORT	AIRPORT LAYOUT PLAN UPDATE	30,000	0	24,000	6,000
MAPLE LAKE MUNICIPAL AIRPORT	T-HANGAR	60,000	0	60,000	0
MAPLE LAKE MUNICIPAL AIRPORT	APRON RECONSTRUCTION	35,000	0	28,000	7,000
MORA MUNICIPAL AIRPORT	X-WIND RWY 11/29 PHASE II - GRADING	650,000	617,500	0	32,500
MORA MUNICIPAL AIRPORT	X-WIND RWY 11/29 LAND ACQUISITION	91,400	86,830	0	4,570
PAYNESVILLE MUNICIPAL AIRPORT	10-UNIT T-HANGAR	400,000	0	400,000	0
PAYNESVILLE MUNICIPAL AIRPORT	BEACON, REILS, PAPI	118,000	0	94,400	23,600
PAYNESVILLE MUNICIPAL AIRPORT	CRACK SEAL	5,000	0	3,500	1,500
PAYNESVILLE MUNICIPAL AIRPORT	FOG SEAL	20,000	0	16,000	4,000
PINE RIVER REGIONAL AIRPORT	UPDATE AIRPORT MASTER PLAN	25,000	23,750	0	1,250
PINE RIVER REGIONAL AIRPORT	MOWER ATTACHMENT FOR TRACTOR	10,000	0	7,000	3,000

ATP: 3

Fiscal Year: 2008

STIP for FY 2007 - 2009

Airport	Description	Total Project Cost	FAA Funding	State Funding	Municipal Funding
REMER MUNICIPAL AIRPORT	ESTABLISH TURF	5,000	0	4,000	1,000
REMER MUNICIPAL AIRPORT	CLEARING & GRUBBING	10,000	0	8,000	2,000
SAUK CENTRE MUNICIPAL AIRPORT	UPGRADE ISTS & ONSITE PLUMBING	20,000	0	16,000	4,000
SAUK CENTRE MUNICIPAL AIRPORT	RUNWAY EXTENSION & WIDENING	300,000	0	240,000	60,000
SAUK CENTRE MUNICIPAL AIRPORT	RUNWAY END TURNAROUND	14,000	0	11,200	2,800
SAUK CENTRE MUNICIPAL AIRPORT	RIDING MOWER W/BLOWER ATTACHMENT	8,000	0	6,400	1,600
SAUK CENTRE MUNICIPAL AIRPORT	PAVE ENTRANCE ROADWAY	160,000	0	128,000	32,000
SAUK CENTRE MUNICIPAL AIRPORT	CLEAR ZONE TREE REMOVAL	30,000	0	24,000	6,000
SAUK CENTRE MUNICIPAL AIRPORT	INSTALL MIRLS	130,000	0	104,000	26,000
ST. CLOUD REGIONAL AIRPORT	X-WIND RUNWAY RECONSTRUCTION	4,000,000	3,800,000	0	200,000
ST. CLOUD REGIONAL AIRPORT	X-WIND RUNWAY GLIDE SLOPE	500,000	0	350,000	150,000
ST. CLOUD REGIONAL AIRPORT	T-HANGAR	260,000	0	260,000	0
ST. CLOUD REGIONAL AIRPORT	HANGAR SITE PREPARATION	55,000	0	27,500	27,500
ST. CLOUD REGIONAL AIRPORT	X-WIND MALSR	775,000	736,250	0	38,750
ST. CLOUD REGIONAL AIRPORT	X-WIND HIRLS	155,000	147,250	0	7,750
ST. CLOUD REGIONAL AIRPORT	X-WIND TAXIWAY CONSTRUCTION	2,000,000	1,900,000	0	100,000
ST. CLOUD REGIONAL AIRPORT	AIR TRAFFIC CONTROL TOWER AMENDMENT	285,800	0	285,800	0
WALKER MUNICIPAL AIRPORT	CONSTRUCT RUNWAY EXTENSION	350,000	332,500	0	17,500
WALKER MUNICIPAL AIRPORT	SKIDLOADER/BRUSH HOG MOWER	30,000	0	21,000	9,000
Summary for Year = 2008 (71 projects)		\$16,499,300	\$11,074,340	\$3,883,010	\$1,541,950

ATP: 3

Fiscal Year: 2009

STIP for FY 2007 - 2009

Airport	Description	Total Project Cost	FAA Funding	State Funding	Municipal Funding
BACKUS MUNICIPAL AIRPORT	ESTABLISH TURF	5,000	0	4,000	1,000
BRAINERD LAKES REGIONAL AIRPORT	RECONSTRUCT RW 5/23	10,000,000	9,500,000	0	500,000
BROOTEN MUNICIPAL AIRPORT	CRACK REPAIR & SEALING	5,000	0	4,000	1,000
BUFFALO MUNICIPAL AIRPORT	SEAL COAT RUNWAY AND RAMP	65,000	61,750	0	3,250
BUFFALO MUNICIPAL AIRPORT	HANGAR SITE PREPARATION - 10-UNIT REPLACEMENT	80,000	76,000	0	4,000
BUFFALO MUNICIPAL AIRPORT	10-UNIT REPLACEMENT HANGAR-REPLACES DEMOLISHED HANGAR	200,000	190,000	0	10,000
BUFFALO MUNICIPAL AIRPORT	3-FUNCTION RADIO CONTROLLER	9,000	8,550	0	450
CAMBRIDGE MUNICIPAL AIRPORT	BUILDING AREA DEVELOPMENT	500,000	475,000	0	25,000
LITTLE FALLS-MORRISON COUNTY AIRPORT	FIXED-BASE OPERATOR MAINTENANCE FACILITY	150,000	0	75,000	75,000
LITTLE FALLS-MORRISON COUNTY AIRPORT	MALSR - RUNWAY LIGHTING	300,000	285,000	0	15,000
LITTLE FALLS-MORRISON COUNTY AIRPORT	SWEEPER FOR TRACTOR	85,000	80,750	0	4,250
LITTLE FALLS-MORRISON COUNTY AIRPORT	X-WIND RWY 5/23 CONSTRUCTION	400,000	380,000	0	20,000
LITTLE FALLS-MORRISON COUNTY AIRPORT	X-WIND RWY 5/23 SITE PREPARATION	100,000	95,000	0	5,000
LONG PRAIRIE MUNICIPAL AIRPORT - TODD FIELD	DESIGN RUNWAY EXTENSION	55,000	52,250	0	2,750
LONG PRAIRIE MUNICIPAL AIRPORT - TODD FIELD	NEW ARRIVAL/DEPARTURE BUILDING	150,000	0	105,000	45,000
LONGVILLE MUNICIPAL AIRPORT	TURF APRON CONSTRUCTION	25,000	0	17,500	7,500
LONGVILLE MUNICIPAL AIRPORT	DRAINAGE IMPROVEMENT & OBSTRUCTION REMOVAL	425,000	403,750	0	21,250
LONGVILLE MUNICIPAL AIRPORT	PAVED RUNWAY RESURFACING	350,000	332,500	0	17,500
LONGVILLE MUNICIPAL AIRPORT	PAVED TAXIWAY & APRON RESURFACING	100,000	95,000	0	5,000
LONGVILLE MUNICIPAL AIRPORT	SNOW REMOVAL EQUIPMENT STORAGE BUILDING	100,000	95,000	0	5,000
LONGVILLE MUNICIPAL AIRPORT	BEACON INSTALLATION OR REPAIR	50,000	0	35,000	15,000
LONGVILLE MUNICIPAL AIRPORT	CRACK REPAIR AND SEALING	10,000	0	7,000	3,000
LONGVILLE MUNICIPAL AIRPORT	PULL TYPE MOWER FOR TRACTOR	56,000	0	39,200	16,800
MAPLE LAKE MUNICIPAL AIRPORT	TRUCK WITH SNOWPLOW	35,000	0	28,000	7,000
MAPLE LAKE MUNICIPAL AIRPORT	SNOW REMOVAL EQUIPMENT-EQUIPMENT BUILDING	25,000	0	20,000	5,000

ATP: 3

Fiscal Year: 2009

STIP for FY 2007 - 2009

Airport	Description	Total Project Cost	FAA Funding	State Funding	Municipal Funding
MAPLE LAKE MUNICIPAL AIRPORT	PAVED RUNWAY EXTENSION	900,000	0	720,000	180,000
MAPLE LAKE MUNICIPAL AIRPORT	CRACK FILL	10,000	0	8,000	2,000
MAPLE LAKE MUNICIPAL AIRPORT	MAINTENANCE EQUIPMENT BUILDING	50,000	0	40,000	10,000
MORA MUNICIPAL AIRPORT	SEWER AND WATER CONNECTIONS	10,000	0	7,000	3,000
MORA MUNICIPAL AIRPORT	PARALLEL TAXIWAY - 800 FT. EXTENSION	299,000	284,050	0	14,950
MORA MUNICIPAL AIRPORT	SRE BUILDING	150,000	142,500	0	7,500
MORA MUNICIPAL AIRPORT	TAXILANE REHABILITATION & EXTENSION	175,000	166,250	0	8,750
MORA MUNICIPAL AIRPORT	X-WIND RWY 11/29 PHASE III - FINAL	650,000	617,500	0	32,500
PAYNESVILLE MUNICIPAL AIRPORT	TAXIWAY EXTENSION/BUILDING AREA DEVELOPMENT/ELECTRICAL EXTENSION	100,000	0	80,000	20,000
PAYNESVILLE MUNICIPAL AIRPORT	CRACK SEALING	5,000	0	4,000	1,000
PAYNESVILLE MUNICIPAL AIRPORT	EA FOR PARALLEL TAXIWAY	30,000	0	24,000	6,000
PINE RIVER REGIONAL AIRPORT	LAND ACQUISITION FOR CROSSWIND RUNWAY	185,000	175,750	0	9,250
PINE RIVER REGIONAL AIRPORT	SNOW REMOVAL EQUIPMENT STORAGE BUILDING	60,000	57,000	0	3,000
PINE RIVER REGIONAL AIRPORT	SITE PREP NORTH HANGAR AREA	12,000	0	6,000	6,000
PRINCETON MUNICIPAL AIRPORT	CROSSWIND RWY 3/21 (2,000 FT. TURF) - CONSTRUCT	263,000	249,850	0	13,150
PRINCETON MUNICIPAL AIRPORT	T-HANGAR CONSTRUCTION	210,000	199,500	0	10,500
PRINCETON MUNICIPAL AIRPORT	FBO FACILITY	250,000	0	125,000	125,000
SAUK CENTRE MUNICIPAL AIRPORT	EXPAND PARKING/TIE DOWN AREA	115,000	0	92,000	23,000
SAUK CENTRE MUNICIPAL AIRPORT	UPDATE ALP & PROPERTY MAP	20,000	0	16,000	4,000
SAUK CENTRE MUNICIPAL AIRPORT	T-HANGAR SITE PREPARATION	110,000	0	55,000	55,000
SAUK CENTRE MUNICIPAL AIRPORT	MILL & OVERLAY EXISTING RUNWAY	235,000	0	188,000	47,000
SAUK CENTRE MUNICIPAL AIRPORT	A/D BUILDING EXPANSION	50,000	0	40,000	10,000
SAUK CENTRE MUNICIPAL AIRPORT	T-HANGAR CONSTRUCTION	275,000	0	220,000	55,000
ST. CLOUD REGIONAL AIRPORT	PARKING LOT	50,000	0	35,000	15,000
STAPLES MUNICIPAL AIRPORT	APRON REHABILITATION	150,000	142,500	0	7,500
STAPLES MUNICIPAL AIRPORT	TAXIWAY CONSTRUCTION/REHABILITATION	350,000	332,500	0	17,500

ATP: 3

Fiscal Year: 2009

STIP for FY 2007 - 2009

Airport	Description	Total Project Cost	FAA Funding	State Funding	Municipal Funding
WALKER MUNICIPAL AIRPORT	SKIDLOADER/BRUSH HOG	30,000	0	24,000	6,000
WALKER MUNICIPAL AIRPORT	FENCING	250,000	237,500	0	12,500
WALKER MUNICIPAL AIRPORT	SNOWPLOW	55,000	52,250	0	2,750
Summary for Year = 2009 (54 projects)		\$18,329,000	\$14,787,700	\$2,018,700	\$1,522,600

ATP: 4

Fiscal Year: 2007

STIP for FY 2007 - 2009

Airport	Description	Total Project Cost	FAA Funding	State Funding	Municipal Funding
ALEXANDRIA MUNICIPAL AIRPORT - CHANDLER FIELD	SEAL COAT RUNWAY & TAXIWAYS	300,000	285,000	0	15,000
DETROIT LAKES MUNICIPAL AIRPORT - WETHING FIELD	FBO MAINT. BLDG/SNOW REMOVAL EQUIP. BLDG	1,283,800	1,219,610	0	64,190
DETROIT LAKES MUNICIPAL AIRPORT - WETHING FIELD	LAND ACQUISITION - HOWARD PROPERTY	50,000	47,500	0	2,500
DETROIT LAKES MUNICIPAL AIRPORT - WETHING FIELD	LAND ACQUISITION - TESSMAN PROPERTY	334,072	317,368	0	16,704
DETROIT LAKES MUNICIPAL AIRPORT - WETHING FIELD	SNOW REMOVAL EQUIPMENT	253,000	240,350	0	12,650
ELBOW LAKE MUNICIPAL AIRPORT-PRIDE OF THE PRAIRIE	ZONING	15,200	0	10,640	4,560
FERGUS FALLS MUNICIPAL AIRPORT-EINAR MICKELSON FLD	AVGAS FUEL UPGRADE	60,000	57,000	0	3,000
FERGUS FALLS MUNICIPAL AIRPORT-EINAR MICKELSON FLD	RECONSTRUCT ENTRANCE ROAD	200,000	190,000	0	10,000
GLENWOOD MUNICIPAL AIRPORT	REMOVE OLD A/D BUILDING	50,000	47,500	0	2,500
HAWLEY MUNICIPAL AIRPORT	RUNWAY 15/33 EXTENSION	190,000	180,500	0	9,500
HENNING MUNICIPAL AIRPORT	REILS	5,000	0	0	5,000
MAHNOMEN COUNTY AIRPORT	CONSTRUCT 6-UNIT T-HANGAR	150,000	142,500	0	7,500
MAHNOMEN COUNTY AIRPORT	RUNWAY 16/34 PAVEMENT DESIGN	60,000	57,000	0	3,000
MAHNOMEN COUNTY AIRPORT	INSTALL MIRLS, PAPIS, REILS RW 16/34	170,000	161,500	0	8,500
MAHNOMEN COUNTY AIRPORT	PAVED RUNWAY CONSTRUCTION-3400 FEET16/34	1,300,000	1,235,000	0	65,000
MOORHEAD MUNICIPAL AIRPORT	CONSTRUCT & PAVE XWIND RUNWAY (75' X 2500')	1,266,000	1,202,700	0	63,300
MOORHEAD MUNICIPAL AIRPORT	LAND ACQUISITION FOR XWIND RUNWAY (FEE 114 - EASE 28)	280,000	266,000	0	14,000
MOORHEAD MUNICIPAL AIRPORT	RELOCATE AG. AIRCRAFT FACILITY	165,000	156,750	0	8,250
MORRIS MUNICIPAL AIRPORT	USED COURTESY CAR	2,000	0	0	2,000
NEW YORK MILLS MUNICIPAL AIRPORT	REPLACE BULLETIN BOARD	300	0	0	300
ORTONVILLE MUNICIPAL AIRPORT - MARTINSON FIELD	AIRPORT SIGNING	2,500	2,375	0	125
ORTONVILLE MUNICIPAL AIRPORT - MARTINSON FIELD	PAVED APRON OVERLAY	30,000	28,500	0	1,500
ORTONVILLE MUNICIPAL AIRPORT - MARTINSON FIELD	PAVED ENTRANCE ROAD REPAIR	5,000	4,750	0	250
ORTONVILLE MUNICIPAL AIRPORT - MARTINSON FIELD	PAVED TAXIWAY OVERLAY	45,000	42,750	0	2,250
WADENA MUNICIPAL AIRPORT	JET FUEL TANK, PUMP, LIGHTING & ACCESSORIES	60,000	57,000	0	3,000

ATP: 4**Fiscal Year: 2007****STIP for FY 2007 - 2009**

Airport	Description	Total Project Cost	FAA Funding	State Funding	Municipal Funding
WADENA MUNICIPAL AIRPORT	ENVIRONMENTAL ASSESSMENT FOR EXTENSION	100,000	95,000	0	5,000
WHEATON MUNICIPAL AIRPORT	PRELIMINARY ENGINEERING DESIGN RWY	210,000	199,500	0	10,500
WHEATON MUNICIPAL AIRPORT	ENVIRONMENTAL ASSESSMENT	125,000	118,750	0	6,250
Summary for Year = (28 projects)		\$6,711,872	\$6,354,903	\$10,640	\$346,329

ATP: 4

Fiscal Year: 2008

STIP for FY 2007 - 2009

Airport	Description	Total Project Cost	FAA Funding	State Funding	Municipal Funding
ALEXANDRIA MUNICIPAL AIRPORT - CHANDLER FIELD	TEE HANGAR	300,000	285,000	0	15,000
ALEXANDRIA MUNICIPAL AIRPORT - CHANDLER FIELD	HANGAR SITE PREPARATION	160,000	152,000	0	8,000
ALEXANDRIA MUNICIPAL AIRPORT - CHANDLER FIELD	SNOWBLOWER	70,000	0	49,000	21,000
BENSON MUNICIPAL AIRPORT - VETERANS FIELD	CRACK REPAIR AND SEALING	5,000	4,750	0	250
BENSON MUNICIPAL AIRPORT - VETERANS FIELD	CAROUSEL HANGAR CONSTRUCTION	90,000	0	90,000	0
BENSON MUNICIPAL AIRPORT - VETERANS FIELD	FEASIBILITY STUDY/ENVIRONMENTAL ASSESSMENT CROSSWIND RUNWAY	40,000	38,000	0	2,000
DETROIT LAKES MUNICIPAL AIRPORT - WETHING FIELD	PAVED RUNWAY RECONSTRUCTION AND WIDENING	6,974,000	6,625,300	0	348,700
DETROIT LAKES MUNICIPAL AIRPORT - WETHING FIELD	T-HANGAR CONSTRUCTION	132,000	0	132,000	0
DETROIT LAKES MUNICIPAL AIRPORT - WETHING FIELD	HANGAR SITE PREPARATION	45,000	0	22,500	22,500
ELBOW LAKE MUNICIPAL AIRPORT-PRIDE OF THE PRAIRIE	NON-DIRECTIONAL BEACON	55,000	0	55,000	0
ELBOW LAKE MUNICIPAL AIRPORT-PRIDE OF THE PRAIRIE	SNOW REMOVAL EQUIPMENT STORAGE BUILDING	175,000	166,250	0	8,750
ELBOW LAKE MUNICIPAL AIRPORT-PRIDE OF THE PRAIRIE	SECURITY FENCING	12,000	11,400	0	600
ELBOW LAKE MUNICIPAL AIRPORT-PRIDE OF THE PRAIRIE	HANGAR SITE PREPARATION	88,000	0	44,000	44,000
ELBOW LAKE MUNICIPAL AIRPORT-PRIDE OF THE PRAIRIE	REMOTE COMMUNICATIONS OUTLET	12,000	0	8,400	3,600
FERGUS FALLS MUNICIPAL AIRPORT-EINAR MICKELSON FLD	EMERGENCY GENERATOR	60,000	0	42,000	18,000
FERGUS FALLS MUNICIPAL AIRPORT-EINAR MICKELSON FLD	FOG SEAL RUNWAY 13/31 & PARALLEL TAXIWAY	20,000	19,000	0	1,000
FERGUS FALLS MUNICIPAL AIRPORT-EINAR MICKELSON FLD	OVERLAY DIAGONAL TAXIWAY	50,000	47,500	0	2,500
FERGUS FALLS MUNICIPAL AIRPORT-EINAR MICKELSON FLD	CLEAN AND SEAL APRON CONCRETE JOINTS	200,000	0	140,000	60,000
FERGUS FALLS MUNICIPAL AIRPORT-EINAR MICKELSON FLD	OVERLAY RUNWAY 17/35	90,000	85,500	0	4,500
GLENWOOD MUNICIPAL AIRPORT	ENTRANCE ROAD CONSTRUCTION	100,000	95,000	0	5,000

ATP: 4

Fiscal Year: 2008

STIP for FY 2007 - 2009

Airport	Description	Total Project Cost	FAA Funding	State Funding	Municipal Funding
GLENWOOD MUNICIPAL AIRPORT	REHABILITATE PAVEMENT - TAXIWAY B & APRON B-1	256,000	243,200	0	12,800
GLENWOOD MUNICIPAL AIRPORT	APRON B-2 PAVEMENT REHABILITATION	64,000	60,800	0	3,200
GLENWOOD MUNICIPAL AIRPORT	PAVEMENT REHABILITATION - RUNWAY 15/33	980,000	931,000	0	49,000
GLENWOOD MUNICIPAL AIRPORT	DEVELOP NEW WELL	25,000	0	17,500	7,500
GLENWOOD MUNICIPAL AIRPORT	OBSTRUCTION REMOVAL - HILL	40,000	38,000	0	2,000
GLENWOOD MUNICIPAL AIRPORT	AUTO PARKING CONSTRUCTION	18,000	0	12,600	5,400
GLENWOOD MUNICIPAL AIRPORT	CONSTRUCT TAXIWAY C	64,000	60,800	0	3,200
GLENWOOD MUNICIPAL AIRPORT	REHABILITATE PAVEMENT - TXWY A & APRON A	202,000	191,900	0	10,100
HAWLEY MUNICIPAL AIRPORT	ARRIVAL/DEPARTURE BUILDING	52,000	0	36,400	15,600
HERMAN MUNICIPAL AIRPORT	EMERGENCY GAS PUMP SHUT-OFF	1,000	0	500	500
HERMAN MUNICIPAL AIRPORT	LIGHTING OF FUELING FACILITY	1,200	0	600	600
HERMAN MUNICIPAL AIRPORT	DRAINAGE SYSTEM IMPROVEMENTS	4,000	0	3,200	800
MAHNOMEN COUNTY AIRPORT	CONSTRUCT TAXIWAY FOR 6 UNIT T-HANGAR	150,000	142,500	0	7,500
MAHNOMEN COUNTY AIRPORT	CONSTRUCT FBO HANGAR	180,000	0	90,000	90,000
MOORHEAD MUNICIPAL AIRPORT	A/D BUILDING	385,000	0	269,500	115,500
MOORHEAD MUNICIPAL AIRPORT	HANGAR SITE PREPARATION	180,000	0	90,000	90,000
MOORHEAD MUNICIPAL AIRPORT	SNOW REMOVAL EQUIPMENT STORAGE BUILDING	150,000	142,500	0	7,500
MORRIS MUNICIPAL AIRPORT	SNOWBLOWER/CAB AND HEATER FOR TORO GROUNDMASTEER	8,500	0	5,950	2,550
MORRIS MUNICIPAL AIRPORT	HEATING/WEATHER STRIPPING AND INSULATION FOR HANGAR	50,000	0	25,000	25,000
MORRIS MUNICIPAL AIRPORT	4.5 HP SNOW BLOWER WITH ELECTRIC START	400	0	280	120
MORRIS MUNICIPAL AIRPORT	2" OVERLAY VOR ROAD	4,600	0	3,220	1,380
NEW YORK MILLS MUNICIPAL AIRPORT	REPAIR RUNWAY LIGHT FIXTURES	3,000	0	2,400	600
NEW YORK MILLS MUNICIPAL AIRPORT	REPAIR LIGHT FIXTURES	3,000	0	2,400	600
NEW YORK MILLS MUNICIPAL AIRPORT	PURCHASE GROOMING MOWER	4,000	0	3,200	800
NEW YORK MILLS MUNICIPAL AIRPORT	PURCHASE BACK BLADE FOR TRACTOR	1,750	0	1,400	350
NEW YORK MILLS MUNICIPAL AIRPORT	CLEARING AND GRUBBING	1,200	0	960	240

ATP: 4

Fiscal Year: 2008

STIP for FY 2007 - 2009

Airport	Description	Total Project Cost	FAA Funding	State Funding	Municipal Funding
NEW YORK MILLS MUNICIPAL AIRPORT	AGGREGATE PARKING LOT	1,000	0	800	200
ORTONVILLE MUNICIPAL AIRPORT - MARTINSON FIELD	8 UNIT TEE HANGAR	180,000	171,000	0	9,000
ORTONVILLE MUNICIPAL AIRPORT - MARTINSON FIELD	FENCING/SECURITY ITEMS	10,000	9,500	0	500
ORTONVILLE MUNICIPAL AIRPORT - MARTINSON FIELD	HANGAR SITE PREPARATION	40,000	38,000	0	2,000
PELICAN RAPIDS MUNICIPAL AIRPORT - LYON'S FIELD	PAVE PARKING LOT & ACCESS ROAD	10,000	0	8,000	2,000
PELICAN RAPIDS MUNICIPAL AIRPORT - LYON'S FIELD	TRACTOR/MOWER	75,000	0	60,000	15,000
PELICAN RAPIDS MUNICIPAL AIRPORT - LYON'S FIELD	RESURFACE APRON	70,000	0	56,000	14,000
PELICAN RAPIDS MUNICIPAL AIRPORT - LYON'S FIELD	8 UNIT HANGAR	160,000	0	160,000	0
PELICAN RAPIDS MUNICIPAL AIRPORT - LYON'S FIELD	AWOS	3,000	0	3,000	0
PERHAM MUNICIPAL AIRPORT	PAVED RUNWAY OVERLAY	250,000	0	200,000	50,000
PERHAM MUNICIPAL AIRPORT	RUNWAY/HANGAR AREA OVERLAY	300,000	0	240,000	60,000
PERHAM MUNICIPAL AIRPORT	ARRIVAL/DEPARTURE BUILDING	175,000	0	140,000	35,000
STARBUCK MUNICIPAL AIRPORT	TRACTOR/LOADER/MOWER	23,000	0	18,400	4,600
STARBUCK MUNICIPAL AIRPORT	LIGHTED WINDSOCK	6,000	0	4,800	1,200
STARBUCK MUNICIPAL AIRPORT	FENCING	20,000	0	16,000	4,000
WADENA MUNICIPAL AIRPORT	PAVED RUNWAY AND TAXIWAY EXTENSION (400 FEET)	320,000	304,000	0	16,000
WHEATON MUNICIPAL AIRPORT	FUEL SYSTEM UPGRADE	60,000	0	30,000	30,000
WHEATON MUNICIPAL AIRPORT	HANGAR SITE PREP/PRIVATE HANGARS - LEAD-IN TAXIWAYS ONLY ELIGIBLE	100,000	95,000	0	5,000
WHEATON MUNICIPAL AIRPORT	RECONST & RUNWAY EXTENSION/RD RELOC & ELECTRICAL UPDATES	1,400,000	1,330,000	0	70,000
WHEATON MUNICIPAL AIRPORT	HANGAR SITE DEVELOPMENT	200,000	190,000	0	10,000
Summary for Year = (66 projects)		\$14,909,650	\$11,477,900	\$2,085,010	\$1,346,740

ATP: 4

Fiscal Year: 2009

STIP for FY 2007 - 2009

Airport	Description	Total Project Cost	FAA Funding	State Funding	Municipal Funding
ALEXANDRIA MUNICIPAL AIRPORT - CHANDLER FIELD	TRUCK WITH SNOWPLOW AND SANDER	130,000	123,500	0	6,500
ALEXANDRIA MUNICIPAL AIRPORT - CHANDLER FIELD	CRACK REPAIR AND SEALING	50,000	47,500	0	2,500
BENSON MUNICIPAL AIRPORT - VETERANS FIELD	CONSTRUCT PAVED CROSSWIND RUNWAY	1,000,000	950,000	0	50,000
BENSON MUNICIPAL AIRPORT - VETERANS FIELD	AVGAS FUEL FACILITY UPGRADE	30,000	0	15,000	15,000
BENSON MUNICIPAL AIRPORT - VETERANS FIELD	CRACK REPAIR AND SEALING	5,000	4,750	0	250
BENSON MUNICIPAL AIRPORT - VETERANS FIELD	LAND ACQUISITION CROSSWIND RUNWAY	200,000	190,000	0	10,000
DETROIT LAKES MUNICIPAL AIRPORT - WETHING FIELD	PARKING LOT EXPANSION	10,500	0	7,350	3,150
DETROIT LAKES MUNICIPAL AIRPORT - WETHING FIELD	WATER & SEWER EXTENSION	144,408	0	101,086	43,322
ELBOW LAKE MUNICIPAL AIRPORT-PRIDE OF THE PRAIRIE	SEAPLANE DOCK AND ACCESS RAMP	50,000	0	35,000	15,000
ELBOW LAKE MUNICIPAL AIRPORT-PRIDE OF THE PRAIRIE	AUTOMATED WEATHER STATION	75,000	0	75,000	0
ELBOW LAKE MUNICIPAL AIRPORT-PRIDE OF THE PRAIRIE	CRACK REPAIR AND SEALING	25,000	23,750	0	1,250
ELBOW LAKE MUNICIPAL AIRPORT-PRIDE OF THE PRAIRIE	12-UNIT "T" HANGAR	350,000	0	350,000	0
FERGUS FALLS MUNICIPAL AIRPORT-EINAR MICKELSON FLD	UPDATE SEWER SYSTEM	20,000	0	14,000	6,000
FERGUS FALLS MUNICIPAL AIRPORT-EINAR MICKELSON FLD	HANGAR SITE PREPARATION AND PAVING	200,000	190,000	0	10,000
GLENWOOD MUNICIPAL AIRPORT	APRON EXPANSION	50,000	47,500	0	2,500
GLENWOOD MUNICIPAL AIRPORT	HANGAR SITE PREPARATION	50,000	47,500	0	2,500
GLENWOOD MUNICIPAL AIRPORT	HANGAR CONSTRUCTION	150,000	142,500	0	7,500
GLENWOOD MUNICIPAL AIRPORT	FUELING SYSTEM	50,000	0	25,000	25,000
HAWLEY MUNICIPAL AIRPORT	TEE HANGAR SITE PREPARATION AND PAVING	14,000	0	7,000	7,000
HAWLEY MUNICIPAL AIRPORT	SEAL COAT RUNWAY, APRON, ENTRANCE ROAD	60,000	57,000	0	3,000
HAWLEY MUNICIPAL AIRPORT	8 UNIT TEE HANGAR	240,000	0	240,000	0
HENNING MUNICIPAL AIRPORT	3-FUNCTION RADIO CONTROLLER	3,000	0	3,000	0
MAHNOMEN COUNTY AIRPORT	MOWER	12,000	0	8,400	3,600
MAHNOMEN COUNTY AIRPORT	FIXED-BASE OPERATOR HANGAR	180,000	0	90,000	90,000

ATP: 4

Fiscal Year: 2009

STIP for FY 2007 - 2009

Airport	Description	Total Project Cost	FAA Funding	State Funding	Municipal Funding
MAHNOMEN COUNTY AIRPORT	USED TRUCK AND SNOWPLOW	40,000	38,000	0	2,000
MAHNOMEN COUNTY AIRPORT	RELOCATE PRIVATE HANGAR #7	10,000	9,500	0	500
MAHNOMEN COUNTY AIRPORT	ARRIVAL/DEPARTURE BUILDING	42,000	39,900	0	2,100
MAHNOMEN COUNTY AIRPORT	AVGAS FUEL FACILITY	30,000	28,500	0	1,500
MOORHEAD MUNICIPAL AIRPORT	EXTEND PARALLEL TAXIWAY	185,000	175,750	0	9,250
MOORHEAD MUNICIPAL AIRPORT	EXTEND RUNWAY TO 5000 FEET	260,000	247,000	0	13,000
MOORHEAD MUNICIPAL AIRPORT	10 UNIT TEE HANGAR	300,000	0	300,000	0
NEW YORK MILLS MUNICIPAL AIRPORT	MOWER AND BACK BLADE	7,000	0	5,600	1,400
ORTONVILLE MUNICIPAL AIRPORT - MARTINSON FIELD	UNDERGROUND STORAGE TANK UPGRADE	2,500	0	1,250	1,250
ORTONVILLE MUNICIPAL AIRPORT - MARTINSON FIELD	ARRIVAL/DEPARTURE BUILDING	150,000	142,500	0	7,500
PELICAN RAPIDS MUNICIPAL AIRPORT - LYON'S FIELD	REILS	30,000	0	24,000	6,000
PELICAN RAPIDS MUNICIPAL AIRPORT - LYON'S FIELD	NEW FUEL PUMPS	25,000	0	12,500	12,500
PERHAM MUNICIPAL AIRPORT	TEE HANGAR CONSTRUCTION	30,000	0	30,000	0
PERHAM MUNICIPAL AIRPORT	REILS	24,000	0	19,200	4,800
PERHAM MUNICIPAL AIRPORT	OVERLAY OF HANGAR AREA & PARKING LOT	50,000	0	40,000	10,000
WADENA MUNICIPAL AIRPORT	TRACTOR AND MOWER TRACKLESS	80,000	0	56,000	24,000
WADENA MUNICIPAL AIRPORT	TURF CROSSWIND RUNWAY CONSTRUCTION	200,000	190,000	0	10,000
WHEATON MUNICIPAL AIRPORT	PAVED APRON EXPANSION/REHAB	150,000	142,500	0	7,500
WHEATON MUNICIPAL AIRPORT	SNOW REMOVAL EQUIPMENT	100,000	0	70,000	30,000
Summary for Year = (43 projects)		\$4,814,408	\$2,837,650	\$1,529,386	\$447,372

ATP: 6

Fiscal Year: 2007

STIP for FY 2007 - 2009

Airport	Description	Total Project Cost	FAA Funding	State Funding	Municipal Funding
ALBERT LEA MUNICIPAL AIRPORT	PHASE I; DESIGN PLAZA STREET	185,000	175,750	0	9,250
ALBERT LEA MUNICIPAL AIRPORT	SECURITY LIGHTS, FENCE, GATES	325,500	309,225	0	16,275
ALBERT LEA MUNICIPAL AIRPORT	ELECTRICAL SERVICES BUILDING/FEEDS	80,000	76,000	0	4,000
AUSTIN MUNICIPAL AIRPORT	TRUCK & SNOWPLOW	100,000	95,000	0	5,000
DODGE CENTER MUNICIPAL AIRPORT	AIRPORT DRAINAGE REPAIR	22,341	21,224	0	1,117
DODGE CENTER MUNICIPAL AIRPORT	COMMERCIAL TAXIWAY	433,000	411,350	0	21,650
FARIBAULT MUNICIPAL AIRPORT	LAND ACQUISITION (PHASE I - X-WIND)	175,000	166,250	0	8,750
FARIBAULT MUNICIPAL AIRPORT	LAND ACQUISITION (PHASE II - X-WIND)	175,000	166,250	0	8,750
FARIBAULT MUNICIPAL AIRPORT	AMEND '05 FAA GRANT	46,755	0	32,729	14,027
HOUSTON COUNTY AIRPORT	RUNWAY RELOCATION OR OBSTRUCTION REMOVAL	200,000	190,000	0	10,000
HOUSTON COUNTY AIRPORT	LAND ACQUISITION	50,000	47,500	0	2,500
HOUSTON COUNTY AIRPORT	PAST LAND PURCHASES (2801-02)	50,000	47,500	0	2,500
OWATONNA DEGNER REGIONAL AIRPORT	BIT CROSSWIND RWY 04/22 CONSTRUCTION (3,000-FT X 75-FT)	1,675,000	1,591,250	0	83,750
OWATONNA DEGNER REGIONAL AIRPORT	TANDEM PLOW TRUCK	140,000	133,000	0	7,000
PRESTON - FILLMORE COUNTY AIRPORT	PAVED APRON REHABILITATION	48,300	45,885	0	2,415
PRESTON - FILLMORE COUNTY AIRPORT	RECONSTRUCT ENTRANCE ROAD	80,800	76,760	0	4,040
PRESTON - FILLMORE COUNTY AIRPORT	REILS	24,000	22,800	0	1,200
PRESTON - FILLMORE COUNTY AIRPORT	TAXILANE REHAB	53,300	50,635	0	2,665
RED WING REGIONAL AIRPORT	TRACTOR W/SAND BUCKET & SWEEPER	90,000	85,500	0	4,500
RED WING REGIONAL AIRPORT	AIRPORT MASTER PLAN	50,000	47,500	0	2,500
RED WING REGIONAL AIRPORT	APRON CRACK REPAIR AND SEALING	35,000	33,250	0	1,750
RED WING REGIONAL AIRPORT	APRON SUPPLEMENT FEDERAL FUNDING	358,857	0	251,200	107,657
RED WING REGIONAL AIRPORT	PARKING LOT EXPANSION	40,000	38,000	0	2,000
ROCHESTER INTERNATIONAL AIRPORT	ELEVATOR UPGRADE	120,000	0	84,000	36,000
ROCHESTER INTERNATIONAL AIRPORT	MASTER PLAN & AIRPORT LAYOUT PLAN UPDATE	600,000	570,000	0	30,000
ROCHESTER INTERNATIONAL AIRPORT	REPLACE ELECTRICAL CABLE ON TXY LIGHTS	1,300,000	1,235,000	0	65,000

ATP: 6

Fiscal Year: 2007

STIP for FY 2007 - 2009

Airport	Description	Total Project Cost	FAA Funding	State Funding	Municipal Funding
Summary for Year = (26 projects)		\$6,457,853	\$5,635,629	\$367,929	\$454,296

ATP: 6

Fiscal Year: 2008

STIP for FY 2007 - 2009

Airport	Description	Total Project Cost	FAA Funding	State Funding	Municipal Funding
ALBERT LEA MUNICIPAL AIRPORT	PHASE 2; WETLAND MITIGATION/WATERMAIN/GRADING	300,000	285,000	0	15,000
AUSTIN MUNICIPAL AIRPORT	MASTER PLAN UPDATE	50,000	47,500	0	2,500
AUSTIN MUNICIPAL AIRPORT	PAST LAND PURCHASE REIMBURSEMENT	200,000	190,000	0	10,000
AUSTIN MUNICIPAL AIRPORT	HANGAR SITE IMPROVEMENTS	150,000	0	75,000	75,000
DODGE CENTER MUNICIPAL AIRPORT	FENCING	69,900	66,405	0	3,495
DODGE CENTER MUNICIPAL AIRPORT	TAXILANES PAVEMENT REHABILITATION	24,000	22,800	0	1,200
DODGE CENTER MUNICIPAL AIRPORT	DRAINAGE	19,000	0	13,300	5,700
DODGE CENTER MUNICIPAL AIRPORT	FUEL BILLING SYSTEM UPGRADE	20,000	0	12,000	8,000
FARIBAULT MUNICIPAL AIRPORT	CONSTRUCT X-WIND RUNWAY-PHASE I, GRADING	250,000	237,500	0	12,500
FARIBAULT MUNICIPAL AIRPORT	VOR	350,000	0	350,000	0
FARIBAULT MUNICIPAL AIRPORT	LAND ACQUISITION (PHASE III - X-WIND)	175,000	166,250	0	8,750
FARIBAULT MUNICIPAL AIRPORT	SNOW BLOWER REPLACEMENT	110,000	0	77,000	33,000
HOUSTON COUNTY AIRPORT	MILL AND OVERLAY RUNWAY	400,000	380,000	0	20,000
HOUSTON COUNTY AIRPORT	OVERLAY ENTRANCE ROAD	10,000	9,500	0	500
HOUSTON COUNTY AIRPORT	OVERLAY TAXIWAYS	30,000	28,500	0	1,500
HOUSTON COUNTY AIRPORT	ARRIVAL/DEPARTURE BUILDING WITH BATHROOMS	75,000	0	52,500	22,500
HOUSTON COUNTY AIRPORT	DRILL WELL - FIRE PROTECTION	30,000	0	21,000	9,000
HOUSTON COUNTY AIRPORT	FUEL TANKS	30,000	0	15,000	15,000
HOUSTON COUNTY AIRPORT	OVERLAY PARKING LOT	10,000	0	7,000	3,000
OWATONNA DEGNER REGIONAL AIRPORT	LOADER/TRACTOR	100,000	0	70,000	30,000
OWATONNA DEGNER REGIONAL AIRPORT	LAND ACQUISITION	157,000	149,150	0	7,850
OWATONNA DEGNER REGIONAL AIRPORT	MAINTENANCE BUILDING EXTENSION	100,000	0	70,000	30,000
OWATONNA DEGNER REGIONAL AIRPORT	T-HANGAR SITE PREPARATION	75,000	0	37,500	37,500
OWATONNA DEGNER REGIONAL AIRPORT	11-UNIT T-HANGAR	300,000	0	300,000	0
PRESTON - FILLMORE COUNTY AIRPORT	FUEL SYSTEM	80,000	76,000	0	4,000
PRESTON - FILLMORE COUNTY AIRPORT	RUNWAY PAVEMENT REHABILITATION	50,000	0	35,000	15,000

ATP: 6

Fiscal Year: 2008

STIP for FY 2007 - 2009

Airport	Description	Total Project Cost	FAA Funding	State Funding	Municipal Funding
RED WING REGIONAL AIRPORT	ADDITIONAL PROPERTY SETTLEMENT	170,000	161,500	0	8,500
RED WING REGIONAL AIRPORT	ARRIVAL/DEPARTURE EXPANSION	150,000	142,500	0	7,500
RED WING REGIONAL AIRPORT	LAND ACQUISITION/NOISE ABATEMENT (PHASE III)	167,000	158,650	0	8,350
RED WING REGIONAL AIRPORT	PAST LAND PURCHASE (PAR 5B)	32,000	30,400	0	1,600
ROCHESTER INTERNATIONAL AIRPORT	AIRFIELD PAVEMENT REHABILITATION	700,000	665,000	0	35,000
ROCHESTER INTERNATIONAL AIRPORT	TERMINAL BUILDING SPRINKLER SYSTEM & NEW WATER PIPING	340,000	0	238,000	102,000
ROCHESTER INTERNATIONAL AIRPORT	TERMINAL BUILDING ROOFING	350,000	0	245,000	105,000
ROCHESTER INTERNATIONAL AIRPORT	TRUCK WITH SNOWPLOW	350,000	332,500	0	17,500
ROCHESTER INTERNATIONAL AIRPORT	TERMINAL BUILDING AIR CONDITIONER REPLACEMENT	450,000	0	315,000	135,000
RUSHFORD MUNICIPAL AIRPORT	AIRPORT TRACTOR/MOWER	50,000	0	40,000	10,000
RUSHFORD MUNICIPAL AIRPORT	CRACK SEALING	6,000	0	4,800	1,200
RUSHFORD MUNICIPAL AIRPORT	EXPAND APRON	65,000	0	52,000	13,000
RUSHFORD MUNICIPAL AIRPORT	EXTEND RUNWAY 16 SOUTH 300 FT & ADD TIE DOWNS	45,000	0	36,000	9,000
RUSHFORD MUNICIPAL AIRPORT	FOG SEAL COAT RUNWAY	20,000	0	16,000	4,000
RUSHFORD MUNICIPAL AIRPORT	HANGAR & FUTURE BLDG SITE PREPARATION/PARKING LOT/SIGNAGE	60,000	0	48,000	12,000
RUSHFORD MUNICIPAL AIRPORT	MOVE & UPGRADE FUEL SYSTEM	20,000	0	10,000	10,000
WINONA MUNICIPAL AIRPORT - MAX CONRAD FIELD	EA FOR RUNWAY EXTENSION AND LIGHTING SYSTEM	175,000	166,250	0	8,750
WINONA MUNICIPAL AIRPORT - MAX CONRAD FIELD	OVERLAY RWY & TXWY 11/17, APRON, EXT RWY 11/17 301-FT LIGHT	3,750,000	3,562,500	0	187,500
WINONA MUNICIPAL AIRPORT - MAX CONRAD FIELD	REPLACE APPROACH LIGHTING SYSTEM	1,800,000	0	1,800,000	0
Summary for Year = (45 projects)		\$11,864,900	\$6,877,905	\$3,940,100	\$1,046,895

ATP: 6

Fiscal Year: 2009

STIP for FY 2007 - 2009

Airport	Description	Total Project Cost	FAA Funding	State Funding	Municipal Funding
ALBERT LEA MUNICIPAL AIRPORT	PHASE 3; DESIGN RUNWAY 16/34	287,500	273,125	0	14,375
ALBERT LEA MUNICIPAL AIRPORT	ARRIVAL/DEPARTURE BUILDING	346,500	0	242,550	103,950
ALBERT LEA MUNICIPAL AIRPORT	FIXED-BASE OPERATOR HANGAR	300,000	0	150,000	150,000
AUSTIN MUNICIPAL AIRPORT	8-UNIT T-HANGAR	200,000	0	200,000	0
DODGE CENTER MUNICIPAL AIRPORT	TRACTOR AND MOWER	85,000	80,750	0	4,250
FARIBAULT MUNICIPAL AIRPORT	CONSTRUCT X-WIND RUNWAY - PHASE II	250,000	237,500	0	12,500
FARIBAULT MUNICIPAL AIRPORT	PARALLEL TAXIWAY RECONSTRUCTION	250,000	237,500	0	12,500
HOUSTON COUNTY AIRPORT	VISIBLE LIGHT GLIDE SLOPE APPROACH (I.E. PAPI, VASI)	45,000	42,750	0	2,250
OWATONNA DEGNER REGIONAL AIRPORT	APRON EXPANSION	200,000	190,000	0	10,000
PRESTON - FILLMORE COUNTY AIRPORT	LAND ACQUISITION FOR CROSSWIND	187,000	177,650	0	9,350
RED WING REGIONAL AIRPORT	LAND ACQUISITION/NOISE ABATE - 747TH ST (PHASE II)	150,000	142,500	0	7,500
RED WING REGIONAL AIRPORT	APRON EXPANSION	316,000	300,200	0	15,800
RED WING REGIONAL AIRPORT	HANGAR SITE PREPARATION	200,000	190,000	0	10,000
ROCHESTER INTERNATIONAL AIRPORT	RWY 2/20 HIRLS/ILS	900,000	855,000	0	45,000
ROCHESTER INTERNATIONAL AIRPORT	CAT III LANDING SYSTEM	800,000	0	800,000	0
ROCHESTER INTERNATIONAL AIRPORT	JET BRIDGE	186,000	0	130,200	55,800
RUSHFORD MUNICIPAL AIRPORT	CAROUSEL HANGAR BUILDING	120,000	0	96,000	24,000
RUSHFORD MUNICIPAL AIRPORT	CRACK SEALING	7,000	0	5,600	1,400
RUSHFORD MUNICIPAL AIRPORT	FBO MAINTENANCE FACILITY	180,000	0	90,000	90,000
RUSHFORD MUNICIPAL AIRPORT	HANGAR DOOR	13,000	0	6,500	6,500
RUSHFORD MUNICIPAL AIRPORT	REPLACE LIGHTED WINDSOCK	8,000	0	6,400	1,600
WINONA MUNICIPAL AIRPORT - MAX CONRAD FIELD	UPGRADE FUEL DISPENSER (100LL)	16,000	15,200	0	800
Summary for Year = (22 projects)		\$5,047,000	\$2,742,175	\$1,727,250	\$577,575

ATP: 7

Fiscal Year: 2007

STIP for FY 2007 - 2009

Airport	Description	Total Project Cost	FAA Funding	State Funding	Municipal Funding
BLUE EARTH MUNICIPAL AIRPORT	CONCRETE RWY. 16/34 OVERLAY & EXTENSION DESIGN	174,000	165,300	0	8,700
BLUE EARTH MUNICIPAL AIRPORT	NAV AIDS (PAPI & REILS) & TAXIWAY LIGHTS	120,000	114,000	0	6,000
BLUE EARTH MUNICIPAL AIRPORT	STANDBY GENERATOR	30,000	28,500	0	1,500
BLUE EARTH MUNICIPAL AIRPORT	CRACK REPAIR	10,000	0	7,000	3,000
BLUE EARTH MUNICIPAL AIRPORT	CONCRETE RUNWAY OVERLAY & 16/34 EXTENSION-600 FEET	2,286,000	2,171,700	0	114,300
FAIRMONT MUNICIPAL AIRPORT	CRACK REPAIR	50,000	47,500	0	2,500
FAIRMONT MUNICIPAL AIRPORT	OBSTRUCTION REMOVAL RWY APPR 13 - RE-ALIGN TWP RD	135,000	128,250	0	6,750
JACKSON MUNICIPAL AIRPORT	NEW A/D BUILDING	300,000	285,000	0	15,000
JACKSON MUNICIPAL AIRPORT	NEW FBO HANGAR	500,000	475,000	0	25,000
LE SUEUR MUNICIPAL AIRPORT	LAND ACQUISITION/OBSTRUCTION REMOVAL	35,000	33,250	0	1,750
LE SUEUR MUNICIPAL AIRPORT	PAPI	50,000	47,500	0	2,500
LUVERNE MUNICIPAL AIRPORT - QUENTIN AANENSON FIELD	DESIGN, SURV, ENGR, GEOTECH FOR RWY PROJECT	160,000	152,000	0	8,000
LUVERNE MUNICIPAL AIRPORT - QUENTIN AANENSON FIELD	HANGAR SITE PREPARATION	192,000	0	96,000	96,000
LUVERNE MUNICIPAL AIRPORT - QUENTIN AANENSON FIELD	LEGAL, SURVEYING, APPRAISAL	25,000	23,750	0	1,250
LUVERNE MUNICIPAL AIRPORT - QUENTIN AANENSON FIELD	LAND ACQUISITION (40 ACRES EASEMENT)	80,000	76,000	0	4,000
LUVERNE MUNICIPAL AIRPORT - QUENTIN AANENSON FIELD	LAND ACQUISITION (75 ACRES FEE)	300,000	285,000	0	15,000
MANKATO REGIONAL AIRPORT - SOHLER FIELD	LAND PURCHASE/FOR RUNWAY EXTENSION/SOUTH END	1,300,000	1,235,000	0	65,000
MANKATO REGIONAL AIRPORT - SOHLER FIELD	SNOW REMOVAL EQUIPMENT-LOADER WITH BROOM	280,000	266,000	0	14,000
NEW ULM MUNICIPAL AIRPORT	CONSTRUCT HEATED HANGAR/STORAGE FACILITY	400,000	380,000	0	20,000
NEW ULM MUNICIPAL AIRPORT	DESIGN FOR RWY EXTENSION & RECONSTRUCTION	320,000	304,000	0	16,000
SPRINGFIELD MUNICIPAL AIRPORT	ENGINEERING/DESIGN FOR PARALLEL TAXIWAY	112,500	106,875	0	5,625

ATP: 7

Fiscal Year: 2007

STIP for FY 2007 - 2009

Airport	Description	Total Project Cost	FAA Funding	State Funding	Municipal Funding
SPRINGFIELD MUNICIPAL AIRPORT	PARALLEL TAXIWAY CONSTRUCTION	750,000	712,500	0	37,500
SPRINGFIELD MUNICIPAL AIRPORT	T-HANGAR SITE PREPARATION	75,000	71,250	0	3,750
SPRINGFIELD MUNICIPAL AIRPORT	TAXIWAY TO T-HANGARS	45,000	42,750	0	2,250
ST. JAMES MUNICIPAL AIRPORT	DESIGN TAXIWAY 14/32 EXTENSION	55,000	52,250	0	2,750
WASECA MUNICIPAL AIRPORT	FUEL TANK REPLACEMENT	20,000	19,000	0	1,000
WORTHINGTON MUNICIPAL AIRPORT	PAST LAND PURCHASE (5301-20, 5301-24)	430,000	408,500	0	21,500
WORTHINGTON MUNICIPAL AIRPORT	BITUMINOUS RAMP RECONSTRUCTION	469,064	445,611	0	23,453
Summary for Year = (28 projects)		\$8,703,564	\$8,076,486	\$103,000	\$524,078

ATP: 7

Fiscal Year: 2008

STIP for FY 2007 - 2009

Airport	Description	Total Project Cost	FAA Funding	State Funding	Municipal Funding
BLUE EARTH MUNICIPAL AIRPORT	APRON EXPANSION	170,000	161,500	0	8,500
BLUE EARTH MUNICIPAL AIRPORT	ARRIVAL/DEPARTURE EXPANSION	80,000	0	56,000	24,000
BLUE EARTH MUNICIPAL AIRPORT	CRACK REPAIR & SEALING	12,000	0	8,400	3,600
BLUE EARTH MUNICIPAL AIRPORT	SPRAY WASH FACILITY	80,000	0	40,000	40,000
FAIRMONT MUNICIPAL AIRPORT	DRAINAGE SYSTEM IMPROVEMENTS	20,000	19,000	0	1,000
FAIRMONT MUNICIPAL AIRPORT	PAST LAND PURCHASE (4601-31)	93,300	88,635	0	4,665
FAIRMONT MUNICIPAL AIRPORT	MAINTENANCE UTILITY TRUCK	25,000	0	17,500	7,500
JACKSON MUNICIPAL AIRPORT	HANGAR SITE PREPARATION	120,000	0	60,000	60,000
JACKSON MUNICIPAL AIRPORT	8-UNIT T-HANGAR	240,000	0	240,000	0
LE SUEUR MUNICIPAL AIRPORT	RUNWAY RECONSTRUCT	700,000	665,000	0	35,000
LE SUEUR MUNICIPAL AIRPORT	MIRLS	130,000	123,500	0	6,500
LE SUEUR MUNICIPAL AIRPORT	PAVED TAXIWAY RECONSTRUCTION	100,000	95,000	0	5,000
LUVERNE MUNICIPAL AIRPORT - QUENTIN AANENSON FIELD	AIRPORT MASTER PLAN-DESIGN JUSTIFICATION STUDY	15,000	14,250	0	750
LUVERNE MUNICIPAL AIRPORT - QUENTIN AANENSON FIELD	CONSTRUCTION ENGINEERING, TESTING, SURVEYING	189,000	179,550	0	9,450
LUVERNE MUNICIPAL AIRPORT - QUENTIN AANENSON FIELD	MEDIUM INTENSITY RUNWAY LIGHTING SYSTEM (MIRL)	150,000	142,500	0	7,500
LUVERNE MUNICIPAL AIRPORT - QUENTIN AANENSON FIELD	PRECISION APPROACH PATH INDICATORS	40,000	38,000	0	2,000
LUVERNE MUNICIPAL AIRPORT - QUENTIN AANENSON FIELD	REMOVALS, CLEARING, GRUBBING	50,000	47,500	0	2,500
LUVERNE MUNICIPAL AIRPORT - QUENTIN AANENSON FIELD	REPLACE LIGHTED WINDCONE	6,000	5,700	0	300
LUVERNE MUNICIPAL AIRPORT - QUENTIN AANENSON FIELD	RUNWAY END IDENTIFIER LIGHTS	30,000	28,500	0	1,500
LUVERNE MUNICIPAL AIRPORT - QUENTIN AANENSON FIELD	RUNWAY/TAXIWAY CONSTRUCTION	1,600,000	1,520,000	0	80,000
LUVERNE MUNICIPAL AIRPORT - QUENTIN AANENSON FIELD	TAXIWAY SIGNAGE	20,000	19,000	0	1,000
MANKATO REGIONAL AIRPORT - SOHLER FIELD	RUNWAY RECONSTRUCTION	650,000	0	650,000	0

ATP: 7

Fiscal Year: 2008

STIP for FY 2007 - 2009

Airport	Description	Total Project Cost	FAA Funding	State Funding	Municipal Funding
MANKATO REGIONAL AIRPORT - SOHLER FIELD	SNOWPLOW	225,000	213,750	0	11,250
NEW ULM MUNICIPAL AIRPORT	CROSSWIND RUNWAY/TAXIWAY CONNECTIONS	7,826,500	7,435,175	0	391,325
NEW ULM MUNICIPAL AIRPORT	RUNWAY RECONSTRUCTION & EXTENSION	3,900,000	3,705,000	0	195,000
NEW ULM MUNICIPAL AIRPORT	ILS	1,000,000	0	1,000,000	0
NEW ULM MUNICIPAL AIRPORT	RIDING LAWN MOWER	15,000	0	10,500	4,500
SLEEPY EYE MUNICIPAL AIRPORT	MAINTENANCE BUILDING	60,000	0	48,000	12,000
SLEEPY EYE MUNICIPAL AIRPORT	TAXIWAY/APRON UPGRADE	290,000	0	232,000	58,000
SPRINGFIELD MUNICIPAL AIRPORT	HANGAR CONSTRUCTION - 6 UNITS	200,000	0	200,000	0
SPRINGFIELD MUNICIPAL AIRPORT	NEW 36-FT HANGAR DOOR	18,000	0	9,000	9,000
SPRINGFIELD MUNICIPAL AIRPORT	RELOCATE HANGAR	50,000	0	25,000	25,000
ST. JAMES MUNICIPAL AIRPORT	CONSTRUCT TAXIWAY 14/32 EXTENSION	695,000	660,250	0	34,750
WASECA MUNICIPAL AIRPORT	APRON OVERLAY	100,000	95,000	0	5,000
WASECA MUNICIPAL AIRPORT	PAVED TAXILANE EXTENSION	50,000	47,500	0	2,500
WELLS MUNICIPAL AIRPORT	AIRPORT SIGNING	5,000	0	4,000	1,000
WELLS MUNICIPAL AIRPORT	FEASIBILITY STUDY & ALP	30,000	0	24,000	6,000
WELLS MUNICIPAL AIRPORT	TRACTOR/LOADER/MOWER	28,000	0	22,400	5,600
WELLS MUNICIPAL AIRPORT	TURF TAXIWAY CONSTRUCTION, DRAINAGE IMPROVEMENT	27,000	0	21,600	5,400
WORTHINGTON MUNICIPAL AIRPORT	RUNWAY 17-35 RECONSTRUCTION	2,710,286	2,574,772	0	135,514
Summary for Year = (40 projects)		\$21,750,086	\$17,879,082	\$2,668,400	\$1,202,604

ATP: 7

Fiscal Year: 2009

STIP for FY 2007 - 2009

Airport	Description	Total Project Cost	FAA Funding	State Funding	Municipal Funding
BLUE EARTH MUNICIPAL AIRPORT	SNOW REMOVAL EQUIPMENT	100,000	95,000	0	5,000
BLUE EARTH MUNICIPAL AIRPORT	CRACK REPAIR & SEALING	12,000	0	8,400	3,600
FAIRMONT MUNICIPAL AIRPORT	PAPI-RWY 13-31	46,000	43,700	0	2,300
FAIRMONT MUNICIPAL AIRPORT	HANGAR LIGHT IMP	75,000	0	37,500	37,500
FAIRMONT MUNICIPAL AIRPORT	REILS-RWY 13 REPLACE	24,000	22,800	0	1,200
FAIRMONT MUNICIPAL AIRPORT	MALSR/REILS - RWY 31	160,000	152,000	0	8,000
FAIRMONT MUNICIPAL AIRPORT	BEACON INSTALLATION OR REPAIR	35,000	33,250	0	1,750
FAIRMONT MUNICIPAL AIRPORT	PARTITIONS IN EXISTING T-HANGARS	40,000	0	20,000	20,000
FAIRMONT MUNICIPAL AIRPORT	MIRLS	150,000	142,500	0	7,500
JACKSON MUNICIPAL AIRPORT	CRACK SEAL	50,000	47,500	0	2,500
JACKSON MUNICIPAL AIRPORT	EA	40,000	38,000	0	2,000
JACKSON MUNICIPAL AIRPORT	WETLAND DELINEATION/MITIGATION PLAN	30,000	28,500	0	1,500
JACKSON MUNICIPAL AIRPORT	ZONING	15,000	14,250	0	750
LUVERNE MUNICIPAL AIRPORT - QUENTIN AANENSON FIELD	REMAINING PORTION OF PROJECT-RECONSTRUCTED 5-UNIT HANGAR	90,000	0	0	90,000
LUVERNE MUNICIPAL AIRPORT - QUENTIN AANENSON FIELD	SITE PREPARATION FOR RECONSTRUCTED 5-UNIT HANGAR	35,000	0	17,500	17,500
LUVERNE MUNICIPAL AIRPORT - QUENTIN AANENSON FIELD	SRE STORAGE FOR RECONSTRUCTED 5-UNIT HANGAR	25,000	0	17,500	7,500
MANKATO REGIONAL AIRPORT - SOHLER FIELD	CORPORATE HANGAR	1,200,000	0	600,000	600,000
MANKATO REGIONAL AIRPORT - SOHLER FIELD	BUILDING ENTRANCE CANOPIES	240,000	228,000	0	12,000
MANKATO REGIONAL AIRPORT - SOHLER FIELD	CORPORATE HANGAR BUILDING AREA SITE PREPARATION	180,000	171,000	0	9,000
NEW ULM MUNICIPAL AIRPORT	PAST LAND PURCHASE	100,000	95,000	0	5,000
SPRINGFIELD MUNICIPAL AIRPORT	ENVIRONMENTAL ASSESSMENT & FEASIBILITY STUDY FOR RUNWAY 13/31	90,000	85,500	0	4,500
SPRINGFIELD MUNICIPAL AIRPORT	CRACK REPAIR AND SEAL COAT	30,000	28,500	0	1,500
ST. JAMES MUNICIPAL AIRPORT	DESIGN & REPLACE ARRIVAL/DEPARTURE BUILDING	550,000	522,500	0	27,500
ST. JAMES MUNICIPAL AIRPORT	DESIGN NEW HANGAR	55,000	52,250	0	2,750

ATP: 7

Fiscal Year: 2009

STIP for FY 2007 - 2009

Airport	Description	Total Project Cost	FAA Funding	State Funding	Municipal Funding
ST. JAMES MUNICIPAL AIRPORT	SEAL COAT & RESTRIPE ALL PAVEMENT	30,000	28,500	0	1,500
WASECA MUNICIPAL AIRPORT	HANGAR SITE TAXIWAY	150,000	142,500	0	7,500
WASECA MUNICIPAL AIRPORT	SNOW REMOVAL EQUIPMENT	160,000	152,000	0	8,000
WASECA MUNICIPAL AIRPORT	SNOW REMOVAL EQUIPMENT BUILDING	200,000	190,000	0	10,000
WELLS MUNICIPAL AIRPORT	HANGAR SITE PREPARATION	45,000	0	22,500	22,500
WELLS MUNICIPAL AIRPORT	MALS/RAILS	130,000	0	104,000	26,000
WELLS MUNICIPAL AIRPORT	T-HANGAR	220,000	0	220,000	0
WORTHINGTON MUNICIPAL AIRPORT	AMEND S.P. 5301-63	84,030	0	58,821	25,209
WORTHINGTON MUNICIPAL AIRPORT	RUNWAY 11/29 MAINTENANCE SEAL	201,119	191,063	0	10,056
Summary for Year = (33 projects)		\$4,592,149	\$2,504,313	\$1,106,221	\$981,615

ATP: 8

Fiscal Year: 2007

STIP for FY 2007 - 2009

Airport	Description	Total Project Cost	FAA Funding	State Funding	Municipal Funding
GRANITE FALLS MUNI-LENZEN-ROE MEMORIAL FLD	CRACK SEAL/SEAL COAT	80,000	0	64,000	16,000
HECTOR MUNICIPAL AIRPORT	ENVIRONMENTAL ASSESSMENT	65,000	61,750	0	3,250
HECTOR MUNICIPAL AIRPORT	PERIMETER FENCING	40,000	38,000	0	2,000
HECTOR MUNICIPAL AIRPORT	SNOW REMOVAL EQUIPMENT BUILDING	15,909	0	15,909	0
HUTCHINSON MUNICIPAL AIRPORT - BUTLER FIELD	APRON/TAXILANE CONSTRUCTION	200,000	190,000	0	10,000
LAC QUI PARLE COUNTY AIRPORT - BUD FRYE FIELD	APRON RECONSTRUCTION	175,000	166,250	0	8,750
LAC QUI PARLE COUNTY AIRPORT - BUD FRYE FIELD	SMALL SNOWBLOWER & MOWER	7,500	0	5,250	2,250
LAC QUI PARLE COUNTY AIRPORT - BUD FRYE FIELD	SNOW REMOVAL EQUIPMENT BUILDING	18,510	0	18,510	0
LITCHFIELD MUNICIPAL AIRPORT	ENVIRONMENTAL ASSESSMENT	65,000	61,750	0	3,250
MONTEVIDEO-CHIPPEWA COUNTY AIRPORT	CONSTRUCT PARALLEL TAXIWAY (4000')	600,000	570,000	0	30,000
MONTEVIDEO-CHIPPEWA COUNTY AIRPORT	HANGAR SITE PREPARATION FOR MPSH	50,000	47,500	0	2,500
MONTEVIDEO-CHIPPEWA COUNTY AIRPORT	RUNWAY 14/32 RESURFACING	30,000	28,500	0	1,500
MONTEVIDEO-CHIPPEWA COUNTY AIRPORT	TRUCK AND SNOWPLOW	80,000	76,000	0	4,000
PIPESTONE MUNICIPAL AIRPORT	ARRIVAL/DEPARTURE BUILDING AND UNICOM RADIOS	29,800	0	29,800	0
REDWOOD FALLS MUNICIPAL AIRPORT	LAND ACQUISITION - CROSSWIND RUNWAY (40 ACRES)	150,000	142,500	0	7,500
REDWOOD FALLS MUNICIPAL AIRPORT	OBSTRUCTION REMOVAL - CROSSWIND RUNWAY	25,000	23,750	0	1,250
SOUTHWEST MINNESOTA REGIONAL-MARSHALL/RYAN FIELD	FENCING	100,000	95,000	0	5,000
SOUTHWEST MINNESOTA REGIONAL-MARSHALL/RYAN FIELD	MAINTENANCE EQUIPMENT BLDG (SNOW REMOVAL EQUIP)	450,000	427,500	0	22,500
SOUTHWEST MINNESOTA REGIONAL-MARSHALL/RYAN FIELD	RUNWAY AND TAXIWAY SURFACE TREATMENT	51,750	49,163	0	2,588
SOUTHWEST MINNESOTA REGIONAL-MARSHALL/RYAN FIELD	SCHEDULED AIR SERVICE FACILITY	2,000,000	1,900,000	0	100,000
SOUTHWEST MINNESOTA REGIONAL-MARSHALL/RYAN FIELD	VOR	350,000	332,500	0	17,500
SOUTHWEST MINNESOTA REGIONAL-MARSHALL/RYAN FIELD	RUNWAY 12/30 EXTENSION	4,100,000	0	205,000	3,895,000
TRACY MUNICIPAL AIRPORT	PAVE ENTRANCE ROAD	35,000	33,250	0	1,750

ATP: 8**Fiscal Year: 2007****STIP for FY 2007 - 2009**

Airport	Description	Total Project Cost	FAA Funding	State Funding	Municipal Funding
TRACY MUNICIPAL AIRPORT	PAVE PARKING LOT	20,000	19,000	0	1,000
WILLMAR MUNICIPAL AIRPORT - JOHN L. RICE FIELD	AIRPORT COMPLETION	90,000	0	63,000	27,000
WILLMAR MUNICIPAL AIRPORT - JOHN L. RICE FIELD	FUEL SYSTEM	350,000	0	175,000	175,000
WILLMAR MUNICIPAL AIRPORT - JOHN L. RICE FIELD	MAIN APRON EXTENSION	800,000	760,000	0	40,000
WINSTED MUNICIPAL AIRPORT	ENVIRONMENTAL ASSESSMENT	60,000	57,000	0	3,000
Summary for Year = 2007 (28 projects)		\$10,038,469	\$5,079,413	\$576,469	\$4,382,588

ATP: 8

Fiscal Year: 2008

STIP for FY 2007 - 2009

Airport	Description	Total Project Cost	FAA Funding	State Funding	Municipal Funding
GLENCOE MUNICIPAL AIRPORT - VERNON PERSCHAU FIELD	REILS	24,000	0	19,200	4,800
GLENCOE MUNICIPAL AIRPORT - VERNON PERSCHAU FIELD	SITE PREP-FBO FACILITY & GRADE AREA FOR PRIVATE HANGARS	315,000	0	157,500	157,500
GLENCOE MUNICIPAL AIRPORT - VERNON PERSCHAU FIELD	PAVEMENT MARKING	14,000	0	11,200	2,800
GLENCOE MUNICIPAL AIRPORT - VERNON PERSCHAU FIELD	PAPI	46,000	0	36,800	9,200
GLENCOE MUNICIPAL AIRPORT - VERNON PERSCHAU FIELD	LAND ACQUISITION	80,000	0	64,000	16,000
GLENCOE MUNICIPAL AIRPORT - VERNON PERSCHAU FIELD	HANGAR SITE PREPARATION FOR T-HANGARS	65,000	0	32,500	32,500
GLENCOE MUNICIPAL AIRPORT - VERNON PERSCHAU FIELD	FBO AIRCRAFT MAINTENANCE HANGAR 80 X 100	325,000	0	162,500	162,500
GLENCOE MUNICIPAL AIRPORT - VERNON PERSCHAU FIELD	REMODEL A/D BUILDING	30,000	0	24,000	6,000
GRANITE FALLS MUNI-LENZEN-ROE MEMORIAL FLD	MAINTENANCE BUILDING ADDITION	120,000	0	96,000	24,000
GRANITE FALLS MUNI-LENZEN-ROE MEMORIAL FLD	PAPIS BOTH ENDS	48,000	0	38,400	9,600
GRANITE FALLS MUNI-LENZEN-ROE MEMORIAL FLD	LARGE TRUCK AND SNOWPLOW	80,000	0	64,000	16,000
GRANITE FALLS MUNI-LENZEN-ROE MEMORIAL FLD	LAND ACQUISITION (120 ACRES)	450,000	0	360,000	90,000
GRANITE FALLS MUNI-LENZEN-ROE MEMORIAL FLD	AG SPRAY WASH FACILITY	30,000	0	0	30,000
GRANITE FALLS MUNI-LENZEN-ROE MEMORIAL FLD	ZONING	15,000	0	12,000	3,000
HECTOR MUNICIPAL AIRPORT	CRACK REPAIR AND SEALING	80,000	76,000	0	4,000
HECTOR MUNICIPAL AIRPORT	LAND ACQUISITION	80,000	76,000	0	4,000
HECTOR MUNICIPAL AIRPORT	RUNWAY EXTENSION DESIGN	55,000	52,250	0	2,750
HECTOR MUNICIPAL AIRPORT	A/D BUILDING EXPANSION	90,000	0	63,000	27,000
HUTCHINSON MUNICIPAL AIRPORT - BUTLER FIELD	TEE HANGAR CONSTRUCTION	200,000	190,000	0	10,000
HUTCHINSON MUNICIPAL AIRPORT - BUTLER FIELD	PAVEMENT REHABILITATION	100,000	95,000	0	5,000
LAC QUI PARLE COUNTY AIRPORT - BUD FRYE FIELD	UNICOM RADIO	1,500	0	1,050	450
LAC QUI PARLE COUNTY AIRPORT - BUD FRYE FIELD	BURY POWERLINES RUNWAY 31	2,500	0	1,750	750

ATP: 8

Fiscal Year: 2008

STIP for FY 2007 - 2009

Airport	Description	Total Project Cost	FAA Funding	State Funding	Municipal Funding
LAC QUI PARLE COUNTY AIRPORT - BUD FRYE FIELD	RUNWAY EXTENSION JUSTIFICATION ENGINEERING	30,000	28,500	0	1,500
LAC QUI PARLE COUNTY AIRPORT - BUD FRYE FIELD	ENVIRONMENTAL ASSESSMENT FOR RUNWAY EXTENSION	50,000	47,500	0	2,500
LITCHFIELD MUNICIPAL AIRPORT	OBSTRUCTION REMOVAL	10,000	0	7,000	3,000
LITCHFIELD MUNICIPAL AIRPORT	PAVED RUNWAY EXTENSION DESIGN	60,000	57,000	0	3,000
LITCHFIELD MUNICIPAL AIRPORT	PAVEMENT CRACK SEALING/SEAL COAT	200,000	190,000	0	10,000
LITCHFIELD MUNICIPAL AIRPORT	UPDATE AIRPORT LAYOUT PLAN	30,000	28,500	0	1,500
LITCHFIELD MUNICIPAL AIRPORT	8 UNIT HANGAR CONSTRUCTION	260,000	0	260,000	0
LITCHFIELD MUNICIPAL AIRPORT	HANGAR SITE PREPARATION	80,000	0	40,000	40,000
MONTEVIDEO-CHIPPEWA COUNTY AIRPORT	CONSTRUCT MPSH (80' X 80')	330,000	313,500	0	16,500
MONTEVIDEO-CHIPPEWA COUNTY AIRPORT	RUNWAY 14/32 EXTENSION JUSTIFICATION	25,000	23,750	0	1,250
OLIVIA REGIONAL AIRPORT	AERIAL APPLICATOR SPRAY WASH FACILITY	100,000	0	0	100,000
OLIVIA REGIONAL AIRPORT	SURFACE TREATMENT	100,000	0	80,000	20,000
REDWOOD FALLS MUNICIPAL AIRPORT	REILS	30,000	28,500	0	1,500
REDWOOD FALLS MUNICIPAL AIRPORT	SNOW REMOVAL EQUIPMENT	25,000	23,750	0	1,250
REDWOOD FALLS MUNICIPAL AIRPORT	TURF RUNWAY 23 EXTENSION (1000')	340,000	323,000	0	17,000
SLAYTON MUNICIPAL AIRPORT	SEAL COAT	22,000	0	17,600	4,400
SLAYTON MUNICIPAL AIRPORT	BITUMINOUS REPAIR	20,000	0	16,000	4,000
SOUTHWEST MINNESOTA REGIONAL-MARSHALL/RYAN FIELD	BACK UP POWER GENERATOR	80,000	0	56,000	24,000
SOUTHWEST MINNESOTA REGIONAL-MARSHALL/RYAN FIELD	WPA HANGAR IMPROVEMENTS	15,000	0	7,500	7,500
SOUTHWEST MINNESOTA REGIONAL-MARSHALL/RYAN FIELD	UTILITY TRAILER	5,500	0	3,850	1,650
SOUTHWEST MINNESOTA REGIONAL-MARSHALL/RYAN FIELD	SCHEDULED AIR SERVICE - FURNITURE & FIXTURES	100,000	0	0	100,000
SOUTHWEST MINNESOTA REGIONAL-MARSHALL/RYAN FIELD	REMOVAL OF FORMER A/D BLDG & SURFACE REPAIR	50,000	0	35,000	15,000
SOUTHWEST MINNESOTA REGIONAL-MARSHALL/RYAN FIELD	RADIO UNICOM EQUIPMENT	2,000	0	1,400	600

ATP: 8

Fiscal Year: 2008

STIP for FY 2007 - 2009

Airport	Description	Total Project Cost	FAA Funding	State Funding	Municipal Funding
SOUTHWEST MINNESOTA REGIONAL-MARSHALL/RYAN FIELD	FRONT END MOWER (6 FOOT)	20,000	0	14,000	6,000
SOUTHWEST MINNESOTA REGIONAL-MARSHALL/RYAN FIELD	ARFF VEHICLE	210,000	0	147,000	63,000
SOUTHWEST MINNESOTA REGIONAL-MARSHALL/RYAN FIELD	ARFF TRAINING	20,000	0	20,000	0
SOUTHWEST MINNESOTA REGIONAL-MARSHALL/RYAN FIELD	ARFF SUITS & EQUIPMENT	115,000	0	80,500	34,500
SOUTHWEST MINNESOTA REGIONAL-MARSHALL/RYAN FIELD	ARFF RADIO EQUIPMENT	10,000	0	7,000	3,000
SOUTHWEST MINNESOTA REGIONAL-MARSHALL/RYAN FIELD	AIRPORT SIGNING	30,000	0	21,000	9,000
SOUTHWEST MINNESOTA REGIONAL-MARSHALL/RYAN FIELD	1 TON DUMP TRUCK WITH PLOW	45,000	0	31,500	13,500
SOUTHWEST MINNESOTA REGIONAL-MARSHALL/RYAN FIELD	POWER SWEEPER FOR SNOW REMOVAL	4,000	0	2,800	1,200
TRACY MUNICIPAL AIRPORT	ENVIRONMENTAL ASSESSMENT FOR RUNWAY EXTENSION	50,000	47,500	0	2,500
TRACY MUNICIPAL AIRPORT	HANGAR RENOVATION	30,000	0	15,000	15,000
TRACY MUNICIPAL AIRPORT	RUNWAY EXTENSION JUSTIFICATION	30,000	28,500	0	1,500
TYLER MUNICIPAL AIRPORT	AGGREGATE PARKING LOT/ENTRANCE ROAD	30,000	0	24,000	6,000
TYLER MUNICIPAL AIRPORT	SEPTIC SYSTEM, WATER, UTILITIES	25,000	0	20,000	5,000
WILLMAR MUNICIPAL AIRPORT - JOHN L. RICE FIELD	ENVIRONMENTAL IMPACT STATEMENT	40,000	38,000	0	2,000
WILLMAR MUNICIPAL AIRPORT - JOHN L. RICE FIELD	MASTER PLAN UPDATE	85,000	80,750	0	4,250
WILLMAR MUNICIPAL AIRPORT - JOHN L. RICE FIELD	HANGAR SITE PREPARATION	75,000	0	37,500	37,500
WINDOM MUNICIPAL AIRPORT	EXTEND RWY 600 FEET	143,000	135,850	0	7,150
WINDOM MUNICIPAL AIRPORT	LAND ACQUISITION (10 ACRES)	45,000	42,750	0	2,250
WINDOM MUNICIPAL AIRPORT	RECONSTRUCT RUNWAY	606,750	576,413	0	30,338
WINSTED MUNICIPAL AIRPORT	INSTALL TIE-DOWNS	5,000	4,750	0	250
WINSTED MUNICIPAL AIRPORT	LAND ACQUISITION (APPROXIMATELY 75 ACRES)	900,000	855,000	0	45,000
WINSTED MUNICIPAL AIRPORT	RELOCATE CABLE AVENUE	200,000	190,000	0	10,000

ATP: 8

Fiscal Year: 2008

STIP for FY 2007 - 2009

Airport	Description	Total Project Cost	FAA Funding	State Funding	Municipal Funding
Summary for Year = 2008 (67 projects)		\$6,934,250	\$3,552,763	\$2,088,550	\$1,292,938

ATP: 8

Fiscal Year: 2009

STIP for FY 2007 - 2009

Airport	Description	Total Project Cost	FAA Funding	State Funding	Municipal Funding
CANBY MUNICIPAL AIRPORT - MYERS FIELD	PERIMETER FENCING	125,000	118,750	0	6,250
CANBY MUNICIPAL AIRPORT - MYERS FIELD	REMOVE ORIGINAL APRON	40,000	38,000	0	2,000
CANBY MUNICIPAL AIRPORT - MYERS FIELD	RUNWAY 12 TURN-AROUND	60,000	57,000	0	3,000
GLENCOE MUNICIPAL AIRPORT - VERNON PERSCHAU FIELD	LAND ACQUISITION	80,000	0	64,000	16,000
GLENCOE MUNICIPAL AIRPORT - VERNON PERSCHAU FIELD	UPDATE AIRPORT LAYOUT PLAN	60,000	0	48,000	12,000
GLENCOE MUNICIPAL AIRPORT - VERNON PERSCHAU FIELD	SEAL COAT	55,000	0	44,000	11,000
GRANITE FALLS MUNI-LENZEN-ROE MEMORIAL FLD	HANGAR SITE PREPARATION	60,000	0	30,000	30,000
GRANITE FALLS MUNI-LENZEN-ROE MEMORIAL FLD	ILS	600,000	0	480,000	120,000
GRANITE FALLS MUNI-LENZEN-ROE MEMORIAL FLD	RUNWAY EXTENSION AND LIGHTS TO 4990'	600,000	0	480,000	120,000
HECTOR MUNICIPAL AIRPORT	PAVED RUNWAY EXTENSION	425,000	403,750	0	21,250
HECTOR MUNICIPAL AIRPORT	AUTOMATED WEATHER STATION	65,000	0	65,000	0
HUTCHINSON MUNICIPAL AIRPORT - BUTLER FIELD	TEE HANGAR CONSTRUCTION	200,000	190,000	0	10,000
LAC QUI PARLE COUNTY AIRPORT - BUD FRYE FIELD	LAND FOR RUNWAY EXTENSION	140,000	133,000	0	7,000
LAC QUI PARLE COUNTY AIRPORT - BUD FRYE FIELD	TILE LAND ON RW END 31	7,500	0	5,250	2,250
LITCHFIELD MUNICIPAL AIRPORT	PAVED RUNWAY EXTENSION (800 X 100)	560,000	532,000	0	28,000
LITCHFIELD MUNICIPAL AIRPORT	RELOCATE RUNWAY LIGHTING (MIRLS/REILS/PAPIS)	71,000	67,450	0	3,550
MONTEVIDEO-CHIPPEWA COUNTY AIRPORT	ENVIRONMENTAL ASSESSMENT FOR RUNWAY 14/32 EXTENSION	50,000	47,500	0	2,500
OLIVIA REGIONAL AIRPORT	JET FUEL FACILITY	100,000	0	50,000	50,000
PIPESTONE MUNICIPAL AIRPORT	HANGAR SITE PREPARATION	150,000	142,500	0	7,500
REDWOOD FALLS MUNICIPAL AIRPORT	HANGAR SITE PREPARATION	50,000	47,500	0	2,500
REDWOOD FALLS MUNICIPAL AIRPORT	PAVE RUNWAY 05/23	300,000	285,000	0	15,000
REDWOOD FALLS MUNICIPAL AIRPORT	8 UNIT TEE HANGAR	350,000	0	350,000	0
REDWOOD FALLS MUNICIPAL AIRPORT	FRONT END LOADER W/ SNOW PLOW	150,000	142,500	0	7,500
SLAYTON MUNICIPAL AIRPORT	CRACK FILL	15,000	0	12,000	3,000

ATP: 8

Fiscal Year: 2009

STIP for FY 2007 - 2009

Airport	Description	Total Project Cost	FAA Funding	State Funding	Municipal Funding
SOUTHWEST MINNESOTA REGIONAL-MARSHALL/RYAN FIELD	LARGE TRUCK WITH PLOW/BROOM	350,000	0	245,000	105,000
TRACY MUNICIPAL AIRPORT	APRON RECONSTRUCTION	250,000	237,500	0	12,500
TYLER MUNICIPAL AIRPORT	TRUCK AND SNOWPLOW	50,000	0	40,000	10,000
TYLER MUNICIPAL AIRPORT	HANGAR SITE PREPARATION	45,000	0	22,500	22,500
TYLER MUNICIPAL AIRPORT	TALS EXTENSION	15,000	0	12,000	3,000
WILLMAR MUNICIPAL AIRPORT - JOHN L. RICE FIELD	RUNWAY EXTENSION - GRADING	470,000	446,500	0	23,500
WILLMAR MUNICIPAL AIRPORT - JOHN L. RICE FIELD	TEE HANGAR CONSTRUCTION (15 UNIT)	675,000	0	675,000	0
WINDOM MUNICIPAL AIRPORT	PURCHASE LAND FOR CROSSWIND RUNWAY (120 ACRES)	420,000	399,000	0	21,000
WINSTED MUNICIPAL AIRPORT	INSTALL REILS	24,000	22,800	0	1,200
WINSTED MUNICIPAL AIRPORT	3-FUNCTION RADIO CONTROLLER	7,000	6,650	0	350
WINSTED MUNICIPAL AIRPORT	CONSTRUCT PAVED RUNWAY	900,000	855,000	0	45,000
WINSTED MUNICIPAL AIRPORT	ELECTRICAL SERVICES BUILDING	16,000	15,200	0	800
WINSTED MUNICIPAL AIRPORT	INSTALL MIRLS	130,000	123,500	0	6,500
WINSTED MUNICIPAL AIRPORT	INSTALL PAPIS	46,000	43,700	0	2,300
Summary for Year = (38 projects)		\$7,711,500	\$4,354,800	\$2,622,750	\$733,950

ATP: M

Fiscal Year: 2007

STIP for FY 2007 - 2009

Airport	Description	Total Project Cost	FAA Funding	State Funding	Municipal Funding
AIRLAKE AIRPORT	SOUTH BUILDING AREA DEVELOPMENT	2,700,000	0	0	2,700,000
AIRLAKE AIRPORT	NORTH BUILDING AREA ALLEYWAY REHABILITATION	300,000	0	0	300,000
ANOKA COUNTY/BLAINE AIRPORT - JANES FIELD	2007 PAVEMENT REHABILITATION	500,000	0	0	500,000
ANOKA COUNTY/BLAINE AIRPORT - JANES FIELD	BLDG AREA DEV - XYLITE ST. RELOCATION	900,000	0	0	900,000
ANOKA COUNTY/BLAINE AIRPORT - JANES FIELD	RWY 18/36 LIGHTING REPLACEMENT	250,000	0	0	250,000
CRYSTAL AIRPORT	2007 PAVEMENT REHABILITATION	500,000	0	0	500,000
CRYSTAL AIRPORT	ALLEYWAY REHABILITATION	300,000	0	0	300,000
FLYING CLOUD AIRPORT	RWY 10R/28L WIDENING/EXTENSION	10,700,000	0	0	10,700,000
FLYING CLOUD AIRPORT	SANITARY SEWER & WATERMAIN EXTENSIONS	3,400,000	0	0	3,400,000
FLYING CLOUD AIRPORT	RWY 10L/28R EXTENSION	700,000	0	0	700,000
FLYING CLOUD AIRPORT	HANGAR/BUILDING REMOVAL	320,000	0	0	320,000
FLYING CLOUD AIRPORT	2007 ALLEYWAY REHABILITATION	300,000	0	0	300,000
FLYING CLOUD AIRPORT	SOUTH BUILDING AREA DEVELOPMENT	5,200,000	0	0	5,200,000
FOREST LAKE AIRPORT	LAND ACQUISITION	220,000	0	176,000	44,000
LAKE ELMO AIRPORT	2007 PAVEMENT REHABILITATION	300,000	0	0	300,000
LAKE ELMO AIRPORT	EAST BUILDING AREA DEVELOPMENT	2,100,000	0	0	2,100,000
MINNEAPOLIS-ST.PAUL INT'L-WOLD CHAMBERLAIN	RELOCATE AIR TRAFFIC CONTROL TOWER	5,000,000	0	0	5,000,000
MINNEAPOLIS-ST.PAUL INT'L-WOLD CHAMBERLAIN	PAVEMENT REHAB. - RWY 12R/30L SEG. 2	16,000,000	0	0	16,000,000
MINNEAPOLIS-ST.PAUL INT'L-WOLD CHAMBERLAIN	TAXIWAY C/D COMPLEX	11,000,000	0	0	11,000,000
MINNEAPOLIS-ST.PAUL INT'L-WOLD CHAMBERLAIN	RWY 30R SAFETY AREA IMPROVEMENTS	8,300,000	0	0	8,300,000
MINNEAPOLIS-ST.PAUL INT'L-WOLD CHAMBERLAIN	RWY 30L SNOW STORAGE/MELTING AREA	3,800,000	0	0	3,800,000
MINNEAPOLIS-ST.PAUL INT'L-WOLD CHAMBERLAIN	RESIDENTIAL SOUND INSULATION (2007 60-64 DNL) PILOT	3,000,000	0	0	3,000,000
MINNEAPOLIS-ST.PAUL INT'L-WOLD CHAMBERLAIN	RAC SERVICE SITE PAVING	2,000,000	0	0	2,000,000
MINNEAPOLIS-ST.PAUL INT'L-WOLD CHAMBERLAIN	AIRSIDE BITUMINOUS CONSTRUCTION	500,000	0	0	500,000
MINNEAPOLIS-ST.PAUL INT'L-WOLD CHAMBERLAIN	NORTH SIDE STORM SEWER	3,700,000	0	0	3,700,000
MINNEAPOLIS-ST.PAUL INT'L-WOLD CHAMBERLAIN	AIRPORT LANE/ 34TH AVE ACCESS/ RECONFIGURATION	800,000	0	0	800,000

ATP: M

Fiscal Year: 2007

STIP for FY 2007 - 2009

Airport	Description	Total Project Cost	FAA Funding	State Funding	Municipal Funding
MINNEAPOLIS-ST.PAUL INT'L-WOLD CHAMBERLAIN	MISCELLANEOUS CONSTRUCTION	400,000	0	0	400,000
MINNEAPOLIS-ST.PAUL INT'L-WOLD CHAMBERLAIN	RUNWAY 30R MALSF	1,500,000	0	0	1,500,000
MINNEAPOLIS-ST.PAUL INT'L-WOLD CHAMBERLAIN	APRON/GSE LIGHTING UPGRADE	500,000	0	0	500,000
MINNEAPOLIS-ST.PAUL INT'L-WOLD CHAMBERLAIN	ALEC NORTH RELOCATION	15,000,000	0	0	15,000,000
MINNEAPOLIS-ST.PAUL INT'L-WOLD CHAMBERLAIN	PAVEMENT REHAB. - APRONS	6,800,000	0	0	6,800,000
RUSH CITY REGIONAL AIRPORT	CROSSWIND RUNWAY - EASEMENTS	30,000	28,500	0	1,500
RUSH CITY REGIONAL AIRPORT	CROSSWIND RUNWAY - FEE SIMPLE LAND	44,100	41,895	0	2,205
SOUTH ST. PAUL MUNICIPAL AIRPORT - FLEMING FIELD	LOADER	140,000	133,000	0	7,000
SOUTH ST. PAUL MUNICIPAL AIRPORT - FLEMING FIELD	SNOWBLOWER	99,040	94,088	0	4,952
SOUTH ST. PAUL MUNICIPAL AIRPORT - FLEMING FIELD	TAXILANES (E, F, G & H) - FULL DEPTH MILL / OVERLAY / STORM SEWER	154,400	146,680	0	7,720
ST. PAUL DOWNTOWN AIRPORT - HOLMAN FIELD	JOINT AND CRACK REPAIR	100,000	0	0	100,000
ST. PAUL DOWNTOWN AIRPORT - HOLMAN FIELD	2007 PAVEMENT REHABILITATION	400,000	0	0	400,000
ST. PAUL DOWNTOWN AIRPORT - HOLMAN FIELD	MAC BUILDING MODIFICATIONS	100,000	0	0	100,000
ST. PAUL DOWNTOWN AIRPORT - HOLMAN FIELD	RUNWAY SAFETY AREA	2,400,000	0	0	2,400,000
ST. PAUL DOWNTOWN AIRPORT - HOLMAN FIELD	FLOOD PROTECTION DIKE (PHASE 1)	2,857,143	0	2,000,000	857,143
ST. PAUL DOWNTOWN AIRPORT - HOLMAN FIELD	BAYFIELD STREET REHABILITATION	200,000	0	0	200,000
ST. PAUL DOWNTOWN AIRPORT - HOLMAN FIELD	FLOOD PROTECTION DIKE	21,700,000	0	0	21,700,000
STATE OF MINNESOTA	FAA 5010 AIRPORT INSPECTIONS	28,000	25,200	2,800	0
Summary for Year = 2007 (44 projects)		\$135,242,683	\$469,363	\$2,178,800	\$132,594,520

ATP: M

Fiscal Year: 2008

STIP for FY 2007 - 2009

Airport	Description	Total Project Cost	FAA Funding	State Funding	Municipal Funding
AIRLAKE AIRPORT	PLANE WASH & RESTROOM FACILITIES	200,000	0	0	200,000
AIRLAKE AIRPORT	SEWER/WATER INSTALLATION - NORTH BLDG AREA	2,200,000	0	0	2,200,000
ANOKA COUNTY/BLAINE AIRPORT - JANES FIELD	BLDG AREA DEVELOPMENT - WEST ANNEX	850,000	0	0	850,000
CRYSTAL AIRPORT	RUNWAY 14L/32R RECONSTRUCTION	2,000,000	0	0	2,000,000
FLYING CLOUD AIRPORT	RWY 18/36 RECONSTRUCTION - SEG. 3 / LIGHTING	1,000,000	0	0	1,000,000
FLYING CLOUD AIRPORT	SOUTH BUILDING AREA DEVELOPMENT	4,900,000	0	0	4,900,000
FOREST LAKE AIRPORT	BLDG AREA - WATER MAINS & HYDRANTS	140,000	0	70,000	70,000
FOREST LAKE AIRPORT	BLDG AREA ACCESS ROAD 600' X 24'	180,000	0	144,000	36,000
FOREST LAKE AIRPORT	NEW BLDG AREA - 4 TWYS 700' X 20'	200,000	0	160,000	40,000
FOREST LAKE AIRPORT	NEW BLDG AREA - SITE PREP. 700' X 400'	220,000	0	110,000	110,000
FOREST LAKE AIRPORT	OBSTRUCTION REMOVAL - RELOCATE 202ND ST. SO.	210,000	0	168,000	42,000
FOREST LAKE AIRPORT	RELOCATE FUEL FACILITY - 2 TANKS	10,000	0	5,000	5,000
FOREST LAKE AIRPORT	SEWER, WATER & UTILITIES FOR A/D BLDG	200,000	0	160,000	40,000
FOREST LAKE AIRPORT	T-HANGAR 6-UNIT	180,000	0	0	180,000
FOREST LAKE AIRPORT	WETLAND MITIGATION - 1.5 ACRES	65,400	0	52,320	13,080
FOREST LAKE AIRPORT	ARRIVAL/DEPARTURE BUILDING, UTILITIES, OBSTRUCTION REMOVAL	395,000	0	316,000	79,000
LAKE ELMO AIRPORT	2008 PAVEMENT REHABILITATION	300,000	0	0	300,000
METROPOLITAN COUNCIL	CONTINUOUS SYSTEM PLANNING	140,000	126,000	0	14,000
MINNEAPOLIS-ST.PAUL INT'L-WOLD CHAMBERLAIN	PAVEMENT JOINT SEALING/REPAIR	500,000	0	0	500,000
MINNEAPOLIS-ST.PAUL INT'L-WOLD CHAMBERLAIN	TAXIWAY C/D COMPLEX	10,000,000	0	0	10,000,000
MINNEAPOLIS-ST.PAUL INT'L-WOLD CHAMBERLAIN	RESIDENTIAL SOUND ISULATION (2007 60-64 DNL)	13,200,000	0	0	13,200,000
MINNEAPOLIS-ST.PAUL INT'L-WOLD CHAMBERLAIN	PAVEMENT REHAB. - RWY 12L/30R SEG. 2	20,000,000	0	0	20,000,000
MINNEAPOLIS-ST.PAUL INT'L-WOLD CHAMBERLAIN	MISCELLANEOUS CONSTRUCTION	400,000	0	0	400,000
MINNEAPOLIS-ST.PAUL INT'L-WOLD CHAMBERLAIN	APRON/GSE LIGHTING UPGRADE	500,000	0	0	500,000
MINNEAPOLIS-ST.PAUL INT'L-WOLD CHAMBERLAIN	AIRSIDE BITUMINOUS REHABILITATION	500,000	0	0	500,000
MINNEAPOLIS-ST.PAUL INT'L-WOLD CHAMBERLAIN	RELOCATE AIR TRAFFIC CONTROL TOWER	20,000,000	0	0	20,000,000

ATP: M

Fiscal Year: 2008

STIP for FY 2007 - 2009

Airport	Description	Total Project Cost	FAA Funding	State Funding	Municipal Funding
RUSH CITY REGIONAL AIRPORT	CROSSWIND RUNWAY - FEASIBILITY STUDY/E.A.	22,000	20,900	0	1,100
RUSH CITY REGIONAL AIRPORT	ARRIVAL/DEPARTURE BUILDING REMODEL	50,000	0	35,000	15,000
RUSH CITY REGIONAL AIRPORT	FBO BUILDING/MPSH 50FT X 100FT	360,000	0	180,000	180,000
SOUTH ST. PAUL MUNICIPAL AIRPORT - FLEMING FIELD	RAMP - MILL & OVERLAY OR RECONSTRUCTION	680,000	0	476,000	204,000
SOUTH ST. PAUL MUNICIPAL AIRPORT - FLEMING FIELD	HANGAR #5 - HANGAR DOOR	40,000	0	20,000	20,000
SOUTH ST. PAUL MUNICIPAL AIRPORT - FLEMING FIELD	HANGARS #2-#5 REPLACE NORTH FACADES \$30,000 EACH (STREET SIDE)	120,000	0	60,000	60,000
SOUTH ST. PAUL MUNICIPAL AIRPORT - FLEMING FIELD	MAINTENANCE EQUIPMENT BUILDING	600,000	0	420,000	180,000
SOUTH ST. PAUL MUNICIPAL AIRPORT - FLEMING FIELD	PARKING LOT (BETWEEN HANGAR #4 & #5) LYSDALE FLYING SERVICE AND WIPAIRE	32,000	0	22,400	9,600
ST. PAUL DOWNTOWN AIRPORT - HOLMAN FIELD	RUNWAY SAFETY AREA	8,800,000	0	0	8,800,000
ST. PAUL DOWNTOWN AIRPORT - HOLMAN FIELD	MAC BUILDING MODIFICATIONS	100,000	0	0	100,000
ST. PAUL DOWNTOWN AIRPORT - HOLMAN FIELD	2008 PAVEMENT REHABILITATION	850,000	0	0	850,000
ST. PAUL DOWNTOWN AIRPORT - HOLMAN FIELD	BUILDING AREA REDEVELOPMENT	5,000,000	0	0	5,000,000
ST. PAUL DOWNTOWN AIRPORT - HOLMAN FIELD	JOINT AND CRACK REPAIR	100,000	0	0	100,000
Summary for Year = 2008 (39 projects)		\$95,244,400	\$146,900	\$2,398,720	\$92,698,780

ATP: M

Fiscal Year: 2009

STIP for FY 2007 - 2009

Airport	Description	Total Project Cost	FAA Funding	State Funding	Municipal Funding
CRYSTAL AIRPORT	ALLEYWAY REHABILITATION	400,000	0	0	400,000
FLYING CLOUD AIRPORT	2009 ALLEYWAY REHABILITATION	400,000	0	0	400,000
FOREST LAKE AIRPORT	ARRIVAL/DEPARTURE BUILDING 24' X 40'	180,000	0	144,000	36,000
FOREST LAKE AIRPORT	OBSTRUCTION REMOVAL - A/D BUILDING	15,000	0	12,000	3,000
FOREST LAKE AIRPORT	PARALLEL TAXIWAY (3300' X 35') AND APRON	1,200,000	0	960,000	240,000
LAKE ELMO AIRPORT	2009 PAVEMENT REHABILITATION	650,000	0	0	650,000
LAKE ELMO AIRPORT	SANITARY SEWER & WATERMAIN EXTENSIONS	500,000	0	0	500,000
MINNEAPOLIS-ST.PAUL INT'L-WOLD CHAMBERLAIN	MISCELLANEOUS CONSTRUCTION	400,000	0	0	400,000
MINNEAPOLIS-ST.PAUL INT'L-WOLD CHAMBERLAIN	RESIDENTIAL SOUND INSULATION (2007 60-64 DNL)	16,200,000	0	0	16,200,000
MINNEAPOLIS-ST.PAUL INT'L-WOLD CHAMBERLAIN	PAVEMENT JOINT SEALING/REPAIR	500,000	0	0	500,000
MINNEAPOLIS-ST.PAUL INT'L-WOLD CHAMBERLAIN	AIRSIDE BITUMINOUS REHABILITATION	500,000	0	0	500,000
MINNEAPOLIS-ST.PAUL INT'L-WOLD CHAMBERLAIN	RELOCATE AIR TRAFFIC CONTROL TOWER	25,000,000	0	0	25,000,000
RUSH CITY REGIONAL AIRPORT	CROSSWIND RUNWAY - 75FT X 3200FT	2,709,000	2,573,550	0	135,450
RUSH CITY REGIONAL AIRPORT	CROSSWIND RUNWAY - MIRLS	80,000	76,000	0	4,000
SOUTH ST. PAUL MUNICIPAL AIRPORT - FLEMING FIELD	ASPHALT CRACK SEAL	25,000	23,750	0	1,250
SOUTH ST. PAUL MUNICIPAL AIRPORT - FLEMING FIELD	HANGAR #6, #7, & #8 - TAB ROOFING	20,000	0	10,000	10,000
SOUTH ST. PAUL MUNICIPAL AIRPORT - FLEMING FIELD	HANGAR #6-#8 - REPLACE FACADES & REROOF	240,000	0	120,000	120,000
SOUTH ST. PAUL MUNICIPAL AIRPORT - FLEMING FIELD	JET FUEL TRUCK	80,000	0	40,000	40,000
ST. PAUL DOWNTOWN AIRPORT - HOLMAN FIELD	MAC BUILDING MODIFICATIONS	100,000	0	0	100,000
ST. PAUL DOWNTOWN AIRPORT - HOLMAN FIELD	2009 PAVEMENT REHABILITATION	1,800,000	0	0	1,800,000
ST. PAUL DOWNTOWN AIRPORT - HOLMAN FIELD	JOINT AND CRACK REPAIR	100,000	0	0	100,000
Summary for Year = 2009 (21 projects)		\$51,099,000	\$2,673,300	\$1,286,000	\$47,139,700

Appendix C
Detailed Financial Plan

Mn/DOT's Detailed Financial Plan

Detailed Financial Plan

The Detailed Financial Plan in Figure C-1 shows how Mn/DOT will be managing Advance Construction (AC) from 2007 through 2009. AC Paybacks identified in the STIP are referred to as “Planned AC Conversion.” District/ATPs have identified and planned for these project conversions. Along with STIP identified “Planned AC”, the Office of Investment Management (OIM) manages the program on a statewide basis using AC to provide for greater financial flexibility and to manage cash flow.

History shows that projects exceeding \$1M are more likely to be paid out over more than one year. For this reason, many projects can be adjusted to more closely reflect actual expenditures. Historically, project expenditures payout 30% in the first year, 50% in the second year, and 20% in the third year. Use of these rates on additional AC projects allows Mn/DOT to move closer to maximizing the use of Federal funding. OIM manages the conversions of these projects on a statewide basis and refers to these projects as “Managed AC Conversions.”

“Deferred Conversions” describe the adjustment to a Planned AC project. These conversions are used to adjust planned conversions to correspond with actual expenditures. Mn/DOT could use a longer period of conversions and use Trunk Highway cash or bonds to delay conversions further. The reverse is true if more Federal funds become available than has been forecast.

Figure C-1 illustrates how AC is used to manage Mn/DOT’s program. Line (1) through (3) come from the STIP. Line (1) is the total Federal formula funds in the STIP for each year. Line (2) represents the amount of regular funds in the STIP total. Line (3) is the amount of “Planned AC Conversions” in the STIP total. Line (4) equals 70% of line (2) which is the amount of new *managed AC* for the current year. Line (5) is 30% of the new *managed AC* from the current year. Line (6) is 50% of the new *managed AC* from the prior year. Line (7) is 20% of the new *managed AC* from 2 years back. Lines (5) through (7) total the amount of managed AC in that state fiscal year. Line (8) is the difference between lines (2) and (4). Line (8) is the forecasted sum of the projects that are expected to use 100% of their Federal funds in that year. Line (9) is the same as line (3). Line (10) comes from analysis of the Planned Conversions which are anticipated to convert at a different rate than the expected 30% - 50% - 20%. Line (10) is called “Deferred Conversion.” There are no deferred conversions presently planned in this STIP. Line (11) is the sum of lines (5) through (7). Line (12) is the managed AC carry forward from prior years. As Figure C-1 illustrates, all prior year’s AC will be totally converted in state fiscal year 2007.

Mn/DOT plans to continue its use of AC as a financial management tool. Mn/DOT's intention is to encourage the use of AC by the District/ATPs when 1) projects can be packaged, 2) completion of a project will occur over more than one construction season. At the same time, Mn/DOT will centrally manage AC to ensure sound financial management.

FIGURE C-1
Minnesota Detailed Financial Plan 2007-2009
(\$ MILLIONS)

		SFY 2007			SFY 2008			SFY 2009		
		TH	SA	Total	TH	SA	Total	TH	SA	Total
(1)	STIP Total	296	158	455	380	146	526	298	148	447
(2)	Regular Federal Funds	130	148	278	101	134	235	136	129	265
(3)	Planned AC Conversions	166	10	177	279	12	291	162	19	182
	New Managed AC									
(4)	70% of Regular Federal Funds	91	104	195	71	94	165	95	90	186
	Conversions of New Managed AC									
(5)	Year 1 = 30%	27	31	58	21	28	49	48	45	93
(6)	Year 2 = 50%	0	0	0	46	52	97	35	47	82
(7)	Year 3 = 20%	0	0	0	0	0	0	18	21	39
	Total New Managed AC Conversions	27	31	58	67	80	147	101	113	214
	Actual Needs									
(8)	Regular Federal Funds	39	44	83	30	40	71	41	39	80
(9)	Planned Conversions	166	10	177	279	12	291	162	19	182
(10)	Deferred Conversions	0	0	0	0	0	0	0	0	0
(11)	Managed Conversions – New	27	31	58	67	80	147	101	113	214
(12)	Managed Conversions – Carry forward	42	30	72	0	0	0	0	0	0
	Total Actual Needs	275	116	390	376	133	508	304	171	475

Lines 1-3 can be found in the STIP

Line 4 represents the amount of new AC projects (Line 2 x 0.70)

Lines 5-7 represent the amount of conversions that will occur as related to the new AC (Line 4 x 30/50/20%)

Line 8 shows the net amount of regular federal funds that will be used (Line 2 minus Line 4)

Line 9 shows the conversions requested by the ATP's (Line 3)

Line 10 shows the adjustment for conversions to subsequent years.

Line 11 is the amount of conversion that will occur based on historical assumption (Lines 5-7)

Line 12 is the amount of the conversion that will occur due to carry forward AC conversions

TH = Trunk Highway, SA = State Aid

Excludes Earmarked

Minnesota Projected Levels of AC The Federal AC Projections shown in figure C-2 show the projected level of AC Mn/DOT will be carrying at the end of each State Fiscal Year. The ending level of AC includes those projects that were authorized by the Federal Highway Administration (FHWA), have been let, awarded and are encumbered by the State. The State Fiscal year runs from July 1 to June 30. Trunk Highway Projects that are authorized by FHWA but have not gone through the final process of encumbrance are not counted in the year Ending Balance of AC. The AC Beginning Balance comes from the previous years ending balance. New AC – Planned can be found in the STIP.

New AC – Managed, Managed Conversions, as well as the Planned Conversions can be found in the Minnesota Detailed Financial Plan, figure C-1.

In 2003, Mn/DOT was authorized \$400 million in Trunk Highway bonds by the State Legislature of which \$300 million are being used to leverage future Federal Funds. This allowed Mn/DOT to pay initial bills with the bonds; delaying when Mn/DOT will do conversions on some of these projects as far out as 2010.

The strategy of using Managed AC on projects that were not planned to be Advance Constructed through the normal process, allows Mn/DOT to manage through a time when Federal Funding could be very volatile. This practice will allow Mn/DOT to be able to absorb a substantial reduction in Federal funds in a year and not have to reduce the short term program and make the necessary corrections in the following year/s. Once each year Federal funds become available Mn/DOT will reevaluate the need to AC projects that fall in this group.

**FIGURE C-2
MINNESOTA FEDERAL ADVANCE CONSTRUCTION FORECAST
(\$ MILLIONS)**

SFY	2007	2008	2009
AC Beginning Balance	552	724	507
New AC – Planned	+284	+57	+143
New AC – Managed	+195	+165	+186
AC Sub-Total	1,031	945	836
Less: AC Conversions – Planned	-177	-291	-182
Less: AC Conversions – Managed	-130	-147	-214
Ending AC Balance	724	507	440

Excludes Earmarks