


# STATE TRANSPORTATION IMPROVEMENT PROGRAM



State of Minnesota  
August 2005



## Minnesota Department of Transportation

---

395 John Ireland Blvd.  
St. Paul, MN 55155

### To the Reader:

The State Transportation Improvement Program (STIP) is a comprehensive three-year schedule of planned transportation projects in Minnesota for state fiscal years 2006, 2007, and 2008. These projects are for state trunk highways, local roads and bridges, rail crossing projects, and transit capital and operating assistance. This document represents an investment of over \$3.6 billion in federal, state, and local funds over the three years.

This document is the statewide transportation program in which Mn/DOT, local governments, and community and business interest groups worked together in eight District Area Transportation Partnerships (ATPs) to discuss regional priorities and reach agreement on important transportation investments. This state process was developed in response to the Federal “Intermodal Surface Transportation Efficiency Act (ISTEA) of 1991” which focused on enhanced planning processes, greater state and local government responsibility, and more citizen input to decision making. The process has continued under the two following federal transportation acts.

Any questions and comments on specific projects included in this program may be directed to the identified Mn/DOT District Transportation offices listed in the Program Listing sections of the document. To further assist you in using this information, a searchable database will be available in November 2005 on the Internet at:

<http://www.oim.dot.state.mn.us/>


General questions or comments can be directed to the Office of Investment Management in St. Paul (651-296-8475). Thank you for your interest and support in Minnesota’s Transportation System.



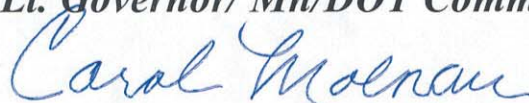
**Minnesota  
State Transportation Improvement Program  
(STIP)  
2006-2008**

Recommended for Approval by:

Mn/DOT's Transportation Program  
Committee

  
\_\_\_\_\_  
**Douglas Differt**  
*Deputy Commissioner / Chief Engineer*

*Approved by:*  
**Lt. Governor/ Mn/DOT Commissioner**

  
\_\_\_\_\_  
**Carol Molnau**



---

**Minnesota  
State Transportation Improvement Program  
(STIP)**

---

**Table of Contents**

<b>I.</b>	<b>INTRODUCTION.....</b>	<b>I-1</b>
<b>II.</b>	<b>STATE TRANSPORTATION IMPROVEMENT PROGRAM (STIP) .....</b>	<b>II-1</b>
	Certification .....	II-1
	The Minnesota Statewide Transportation Plan .....	II-1
	Public Involvement and the STIP .....	II-1
	Minnesota Transportation Process for Investment Decisions .....	II-3
	Financial Plan .....	II-4
	Project Selection .....	II-7
<b>III.</b>	<b>PROGRAM LISTING .....</b>	<b>III-1</b>

**APPENDICES**

<b>A.</b>	<b>Select Highway and Transit Programs</b>	
	Greater Minnesota MPO Programs .....	A-1
	Transportation Enhancement Activities (TEA) .....	A-2
	Hazard Elimination Safety Program (HES) .....	A-3
	Transit Programs .....	A-4
	Indian Reservation Roads and Bridge Program (IRR) .....	A-5
	Recreational Trails Program .....	A-6
	Mn/DOT State Road Construction Program .....	A-7
<b>B.</b>	<b>Other Modal Programs</b>	
	Minnesota Rail Service Improvement Program .....	B-1
	Port Development Assistance Program.....	B-2
	Minnesota Aeronautics Capital Improvement Program.....	B-3
<b>C.</b>	<b>Detailed Financial Plan.....</b>	<b>C-1</b>

---

**Minnesota  
State Transportation Improvement Program  
(STIP)**

---

**List of Figures**

	<u>Page</u>
<b>Figure 1</b>	<b>State Transportation Improvement Program</b>
	<b>Funding by Program and Year ..... I-2</b>
<b>Figure 2</b>	<b>Transportation Investment Process ..... II-2</b>
<b>Figure 3</b>	<b>State Transportation Improvement Program Funding by Source and Year ..... II-14</b>
<b>Figure 4</b>	<b>State Transportation Improvement Program Funding by District/ATP and Year ..... II-14</b>
<b>Figure 5</b>	<b>Route System Categories ..... III-1</b>
<b>Figure 6</b>	<b>Program Categories ..... III-2</b>
<b>Figure 7</b>	<b>Fund Categories ..... III-3</b>

**Appendix Figures**

<b>Figure A-1</b>	<b>Greater Minnesota MPO Funding by Source and Year ..... A-1(2)</b>
<b>Figure A-2</b>	<b>Transportation Enhancement Funding by Year ..... A-2(1)</b>
<b>Figure A-3</b>	<b>Hazard Elimination Safety Funding by Year ..... A-3(1)</b>
<b>Figure A-4</b>	<b>Transit Funding by Source and Year ..... A-4(2)</b>
<b>Figure A-6</b>	<b>State Road Construction Program Funding by Source and Year ..... A-7(2)</b>
<b>Figure A-7</b>	<b>State Road Construction Program Funding by District/ATP and Year ..... A-7(2)</b>
<b>Figure A-11</b>	<b>Federal Capital Assistance For Greater Minnesota Public Transit Systems ..... A-8(5)</b>
<b>Figure B-1</b>	<b>Minnesota Rail Service Improvement Program Estimated Funding Summary and Number of Potential Projects by Program and Year ..... B-1(2)</b>
<b>Figure B-2</b>	<b>Port Development Assistance Program Capital Needs by Port and Year ..... B-2(2)</b>
<b>Figure C-1</b>	<b>Minnesota Detailed Financial Plan 2006-2008 ..... C-1(3)</b>
<b>Figure C-2</b>	<b>Minnesota Federal Advance Construction Totals ..... C-1(4)</b>

## **PREFACE**

---

### **State of Minnesota State Transportation Improvement Program (STIP) 2006-2008**

---

This document is the State of Minnesota State Transportation Improvement Program (STIP) for state fiscal years 2006-2008. It includes an introduction, or overview, of the anticipated expenditures for all modes of transportation under the authority of the Minnesota Department of Transportation (Mn/DOT). The document is organized into three chapters and two appendices.

Chapter I of this document is the introduction to Mn/DOT. It provides information on Mn/DOT's vision for its transportation system and the factors that help shape Mn/DOT's policies and programs.

Chapter II is the formal response to the federal requirements for the STIP under the Transportation Equity Act for the 21<sup>st</sup> Century (TEA-21). The programming process to develop this STIP began in the fall of 2004 and was developed under the requirements outlined in TEA-21 with a conservative estimate of federal funds anticipated.

Chapter III includes the project listing of all projects using federal-aid highway or transit funding. Projects using only local dollars are not included. These listings are organized by Mn/DOT District/Area Transportation Partnership (ATP) areas.

Appendix A includes a description, expenditure summary and project listing for several federal-aid highway and transit categories. A description of the Mn/DOT State Road Construction Program (SRC) is also included, but without a repeat of the project listing of state trunk highway projects. Appendix B includes, for information purposes only, a description, financial summary, and project listing for other modal programs that are not subject to the federal planning requirements under TEA-21.

The STIP was developed using programs specified in TEA-21. The new reauthorization bill Safe, Accountable, Flexible, Efficient Transportation Equity Act: A Legacy for Users (SAFETEA-LU) was not signed into law until August 10, 2005. Since the 2006-08 program had already been developed, this STIP does not reflect the new programs in SAFETEA-LU. During SFY 2006, Mn/DOT will amend the STIP as needed for projects in the new SAFETEA-LU programs.

Once approved by the US DOT, the State Transportation Improvement Program for Minnesota is available on the Internet at the following address:

<http://www.oim.dot.state.mn.us/>



---

## **I. INTRODUCTION**

The Minnesota Department of Transportation (Mn/DOT) was established and operates in order to provide a balanced transportation system including aeronautics, highways, motor carriers, ports, public transit, railroads and pipelines. Mn/DOT is the principal agency in the state for development, implementation, administration, consolidation, and coordination of state transportation policies, plans, and programs. These policies, plans, and programs are developed in cooperation with the public and a variety of transportation partners, including the Twin Cities Metropolitan Council, the six Metropolitan Planning Organizations (MPOs) established in areas with populations exceeding 50,000, the nine Regional Development Commissions (RDCs), county, city, and Indian tribal governments throughout the state.

The Mn/DOT vision is to establish a coordinated transportation network that meets the needs of Minnesota's citizens and businesses for safe, timely, and predictable travel. Fundamental to this vision is the need to preserve and maintain the state's physical transportation assets – highways, bridges, airports, water ports, freight, bus, rail, intermodal facilities, and bikeways.

A number of factors are shaping the development of Mn/DOT policies and programs. These include safety, the integration of transportation modes, service and investment preservation, customer focus, economic development, technology, environment partnerships, and federal actions. This document addresses these factors and provides a multimodal focus. This document and the investment levels summarized in Figure 1 do not include the expenditures for infrastructure maintenance. In addition, unless federal funding is a part of the investment, the investments in this document and Figure 1 do not include improvements made by local levels of government. Total government investment in transportation infrastructure could be two to three times the investment level included in this document. The investment in transportation infrastructure improvements included in this document is summarized in Figure 1.

**Figure 1**  
**STATE TRANSPORTATION IMPROVEMENT PROGRAM FUNDING**  
**INCLUDING RAIL, PORTS, AND AIR**  
**BY PROGRAM AND YEAR**  
**(\$ MILLIONS)**

<b>PROGRAM</b>	<b>2006</b>	<b>2007</b>	<b>2008</b>	<b>TOTAL*</b>
<b>Highway Assistance Program<sup>1</sup></b>	<b>987</b>	<b>865</b>	<b>815</b>	<b>2,667</b>
<b>Transit Assistance Program<sup>2</sup></b>	<b>163</b>	<b>126</b>	<b>112</b>	<b>401</b>
<b>SUBTOTAL*</b>	<b>1,150</b>	<b>991</b>	<b>927</b>	<b>3,067</b>
<b>Rail Service Assistance Program<sup>3</sup></b>	<b>5</b>	<b>3</b>	<b>3</b>	<b>11</b>
<b>Port Development Assistance Program<sup>4</sup></b>	<b>2</b>	<b>2</b>	<b>0</b>	<b>4</b>
<b>Airport Development Program<sup>5</sup></b>	<b>214</b>	<b>199</b>	<b>115</b>	<b>528</b>
<b>SUBTOTAL</b>	<b>221</b>	<b>204</b>	<b>118</b>	<b>543</b>
<b>TOTAL</b>	<b>1,371</b>	<b>1,195</b>	<b>1,045</b>	<b>3,610</b>

<sup>1</sup>The Highway Assistance Program includes all federal-aid for highways received through the Federal Highway Administration (FHWA) of the U.S. Department of Transportation (USDOT). It includes all federal apportionment, allocation or special funding. It also includes all state trunk highway funds appropriated for construction, other state appropriated investments and any local funding utilized as match for federal projects. A list of projects is included in Chapter III of the STIP.

<sup>2</sup>The Transit Assistance Program includes all federal-aid for transit received through the Federal Transit Administration (FTA) of the USDOT. It also includes all state and local funds necessary to match the federal funds and operate the transit systems. The Transit Assistance Program does not include the federal-aid highway funding used for some of the buses, facilities, and other capital purchases for transit. All transit projects are included in Chapter III of the STIP. The transit only portion of Chapter III is listed in Appendix A-4.

<sup>3</sup>The Minnesota Rail Service Improvement Program (MRSI) was established in 1976 to prevent the loss of rail service on lines potentially subject to railroad abandonment. Projects that fall within the MRSI are divided among 5 programs: Rail Purchase Assistance Program, Rail Line Rehabilitation Program, Capital Improvement Loan Program, State Rail Bank Program, and Rail User and Rail Carrier Loan Guarantee Program.

The MRSI Program does not include the funding for rail-highway safety projects included in the trunk highway assistance program. The number of rail service assistance projects is estimated and shown in Appendix B-1. All funding is from repayment of loans.

<sup>4</sup>The Port Development Assistance Program was created in 1991. The 1996, 1998, 2000, and 2001 Legislatures set aside a total of \$12.5 million to fund this program. A list of projects that could be funded is included in Appendix B-2.

<sup>5</sup>The Airport Development Program figures shown above include federal and state grant funds plus the local share or match. They include substantial local revenues to be generated at the Mpls-St. Paul International Airport from Passenger Facility Charges (PFC's), and to be used for major expansion of the MSP Airport over the next several years. The project listing in Appendix B-3 is not financially constrained to the anticipated funding, and totals about \$543 million in candidate airport projects statewide over the next 3 years.

\* May not total correctly due to rounding.

---

## II. STATE TRANSPORTATION IMPROVEMENT PROGRAM (STIP)

### Certification

The Minnesota Department of Transportation (Mn/DOT), as the Governor's designee, certifies that the transportation planning process is being carried out in accordance with all applicable requirements of the following as described in Section 450.220 of the Statewide Planning Regulations dated October 28, 1993 and in accordance with the intent of TEA-21:

1. Federal Transit Act (FTA) (49 U.S.C. app, 1607), Section 135 of Title 23 U.S.C., Section 8;
2. Title VI of Civil Rights Act of 1964 and Title VI assurance executed by each state under 23 U.S.C. 324 and 29 U.S.C. 794;
3. Intermodal Surface Transportation Efficiency Act (ISTEA) of 1991, Section 1003 (b) regarding the involvement of disadvantaged business enterprises in FHWA and FTA funded projects;
4. Americans with Disabilities Act (ADA) of 1990 as amended and U.S. DOT regulations "Transportation for Individuals with Disabilities" under 49CRF parts 27, 37, and 38.
5. Title 49 C.F.R. part 20 regarding restrictions influencing Federal activities;
6. Clean Air Act, Sections 174 and 176 (c) and (d); and
7. Executive Order #12898 on Environmental Justice.

Mn/DOT also concurs with the MPO's determination that the air quality conformity analysis has been completed by the necessary MPOs and has been reviewed and accepted by the Minnesota Pollution Control Agency. Mn/DOT also makes a determination that the STIP covering the non-attainment area outside the Twin Cities MPO boundary meets the requirements of the Transportation Conformity Rule 40 C.F.R. part 93.

### The Minnesota Statewide Transportation Plan

Projects in the STIP are consistent with the *Minnesota Statewide Transportation Plan: Moving People and Freight from 2003 to 2023*, a long-term, multi-modal and statewide plan that is consistent with federal requirements outlined in 23 C.F.R. part 450. The *Plan* addresses the planning requirements in TEA-21, the transportation goals identified in state law, and reflects the vision, principles, and strategic directions set in *Mn/DOT's Strategic Plan*. The process for developing and updating the *Plan*, provides early and continuous opportunities for the involvement of the public and other potentially affected parties.

In accordance with Minnesota Statutes §174.01, Subdivision 1a, the *Plan* is updated every six years, with interim updates as needed by Mn/DOT to promote statewide transportation planning.

### Public Involvement and the STIP

TEA-21 creates less of a federal presence in many transportation decisions. The diminished federal role results in more state/local authority and responsibility for these decisions. The funding flexibility and expanded

project eligibility under TEA-21 have given decision makers more options to address transportation priorities. Public involvement in transportation issues and decision making is vital because of this expanded eligibility and diversity. TEA-21 requires an opportunity for early and continuous involvement in the development of the *Statewide Transportation Plan* and the STIP. Public involvement is also a mandatory component of the MPO planning process under TEA-21.

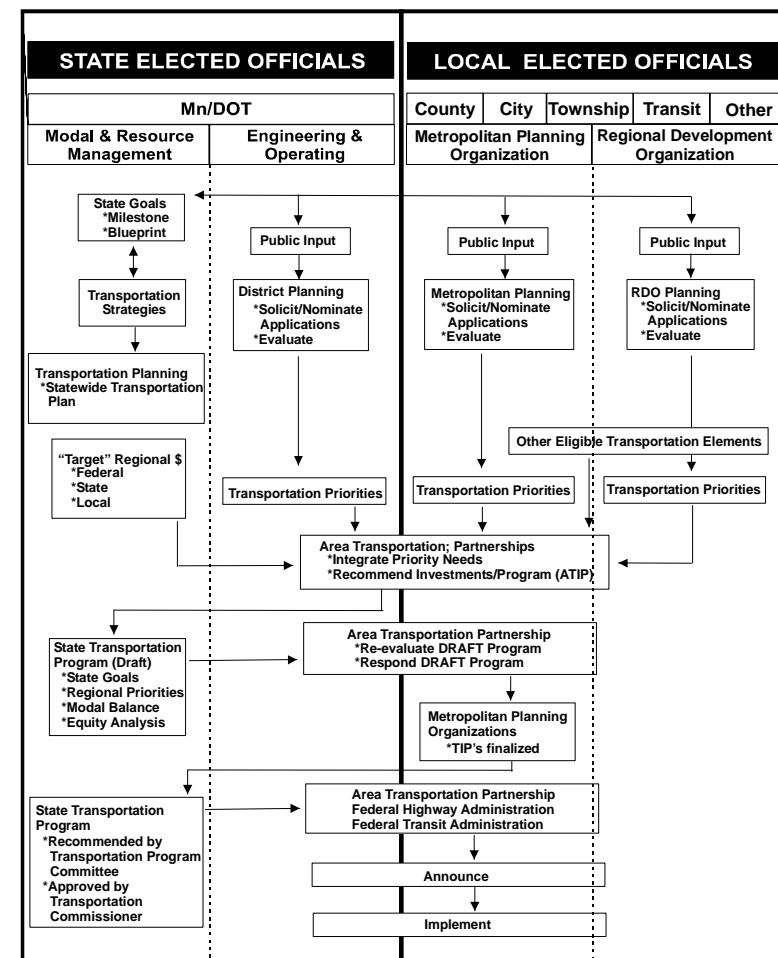
Minnesota's transportation investment process (Figure 2), with the Area Transportation Partnerships (ATPs) provides for early and continuous involvement in the development of the STIP. The process incorporates the public involvement activities of the partners (MPOs, RDCs, counties, cities) into their roles on the ATP. MPOs in accordance with federal requirements have developed public participation processes and use them in conjunction with the development of their Transportation Improvement Programs (TIPs). The MPO TIPs include detailed discussion of public involvement.

In addition to the public input derived through Minnesota's transportation investment process, public meetings, forums, conferences and focus groups have been held throughout the state by the ATP partners, Mn/DOT and modal partners such as transit, rail and bike/pedestrian. Mn/DOT's public involvement guidebook entitled "Hear Every Voice" provides guidance on involving the public in planning, programming, and project development.

Other methods used to encourage public involvement included the use of newsletters, newspaper articles, informational mailings, press releases, websites and an information display at

the Minnesota State Fair. A notice of the availability of the draft 2006-2008 STIP was placed in the *State Register* on May 23, 2005. This notice provided a 30 day comment period to the public.

**Figure 2**  
**Transportation Investment Process**



---

The Metropolitan Council conducts a formal public meeting within the Twin Cities Transportation Management Area (TMA). A significant effort is made by the Metropolitan Council to ensure that all interested and concerned parties are offered an opportunity to participate in the preparation of the Twin Cities TIP. A public meeting was held May 18, 2005 to explain and answer questions about the TIP schedule and approval process and to initiate public comments on the TIP. The required formal public meeting was held on June 15, 2005 to hear comments on the draft TIP. In preparation for these meetings over 300 mailings were or sent, notification was made in the *State Register*, press announcements were sent to the media, and the schedule was published in the *Metropolitan Digest* which is mailed to 600 local elected officials and legislators.

### **Minnesota Transportation Process for Investment Decisions**

The STIP is developed in accordance with the *Guidance for the Development of the State Transportation Improvement Program* published by Mn/DOT in February 2001 and with the memo on *STIP Funding Guidance* dated January 10, 2005. Minnesota's STIP is developed through a regional geographic model for making investment decisions. The process chart on page II-8, (Figure 2), displays the partnerships and transportation activities necessary to produce a STIP.

The process is driven by federal, state, local, and regional planning goals and objectives. Statewide investment goals have been drawn from statewide planning studies and policies, the *Minnesota Statewide Transportation Plan*, the Mn/DOT Strategic Directions, and an analysis of previous programs.

They are offered as an aid in determining areawide priorities. The process builds on the plans and priorities established by Mn/DOT Districts, MPOs, cities, counties, townships and RDCs.

The investment process uses eight regional partnerships whose boundaries are based on Mn/DOT's State Aid Districts. The partnerships, called Area Transportation Partnerships (ATPs), have as their members both traditional and non-traditional stakeholders and can include MPOs, RDCs, cities, counties, townships, transit providers, tribal governments, other interests, and Mn/DOT. The ATPs integrate the state and local priorities within their region and recommend a minimum three year program for federally funded transportation investments. This three year program, when combined with a list of state highway funded projects is considered the draft Area Transportation Improvement Program (ATIP). Each draft ATIP includes a prioritized list of projects that aid in solving transportation problems and implementing the long range objectives for the area.

Balanced investment decisions promote effective and efficient transportation. Safety is a key element of all investments. The principal investment emphasis is preservation and operational improvements in the existing transportation system. Expansion is focused on the state's interregional corridor system that connects major economic centers and bottlenecks in the Twin Cities metropolitan area.

The draft ATIP prepared by each ATP is submitted for inclusion in the draft State Transportation Improvement Program (STIP). Project cost estimates include an adjustment

---

for inflation. The ATIPs are analyzed and compared to statewide goals and objectives, and unique transportation needs. They are also analyzed for completeness and fiscal constraint. From this a draft STIP is developed. The draft STIP is widely circulated for review and comment before final adjustments are made. The STIP covers three state fiscal years and includes all state and local projects financed with federal (highway or transit) assistance. The STIP also includes other regionally significant projects, all projects on the state highway system and illustrative projects. Illustrative projects are those projects that will be programmed should funding become available.

The final STIP is reviewed and approved by the Federal Highway Administration (FHWA) and the Federal Transit Administration (FTA) prior to any expenditure of federal funds. Upon approval, the document will be used by each ATP as a starting point in the process for developing their next ATIP.

### **Financial Plan**

As mentioned in the Preface of this document, this STIP is a formal response to federal requirements. The STIP financial plan addresses fiscal constraint requirements under TEA21. The principal financial assumption is the continuation of existing revenue sources and levels consistent with TEA-21 authorizations for the three years of the STIP. All of the projects in the 2006-2008 STIP are deemed affordable for implementation under these reasonable financial assumptions. The financial constraint requirements under TEA-21 are deemed to be sufficiently flexible to permit the selection of projects from the second and third year of the STIP to replace

projects selected for the first year of the STIP. Mn/DOT reserves the right to make this project selection for the ATPs from within the STIP.

**Federal Funding.** TEA-21 requires that the federal-aid highway and federal-aid transit projects in the STIP shall be based on financing reasonably expected to be available. The 2006-2008 STIP is based on anticipated federal, state and local funds. The federal-aid revenues are based on estimates of apportionment (formula), allocations, and high priority project funding. The same level of funding was estimated to be available for all three years of the STIP.

Federal-Aid Highway Formula Funding: Federal-aid highway formula funding is apportioned to the states by formulas established in law. Federal-aid highway apportionments have been highly variable. The federal-aid highway apportionment funding estimate for the development of this STIP is about \$415 million per year. The annual obligation limitation of apportionment funds under TEA-21 has been near 95 percent.

Federal-Aid Highway Allocation Funding: Funding available from allocated funding is included in the STIP. Federal-aid highway allocation funding is distributed to the states by administrative formula or by means of a competitive application. Allocated funds include many varied categories of federal-aid, including, but not limited to Public Lands, Indian Reservation Roads, Forest Highways, and Scenic Byways. Allocations of categorical funding generally consist of several small projects that are distributed to specific areas of the state.

---

Allocations are not always consistent with the time-frame of the STIP.

Annual allocations to individual projects or categories of funding that add up to less than \$1 million are routinely added to the STIP but due to the timing of project identification may require amendments to be processed.

Federal-Aid Highway High Priority Project (demonstration) Funding: About \$30 million in High Priority Project funding was available each year under TEA-21. High Priority Project funding is subject to obligation limitations but it is available until spent. Due to actions such as pooling funds, advance construction, and project delivery, the actual level of funding committed each year is highly variable.

Federal Transit Funding: The federal transit funding includes an urbanized area formula program, a non-urbanized area (rural, small urban, and intercity bus) formula program, an elderly and persons with disabilities formula program and a discretionary program for major capital needs. The discretionary program is generally earmarked by congressional actions. Much of the transit program is based on grant applications. In the past, the actual flow of funding was highly variable. With the passage of TEA-21 and its unprecedented provisions designed to guarantee funding for transit programs, federal transit funds became more predictable; however, federal funds make up only a small percentage of total operating costs for the small urbanized and rural programs.

**State Highway and Transit Funding.** The State of Minnesota has a biennial budget. State agency programs and operating

budgets are based on a balanced budget. The 2006-2008 STIP is based on two years of approved funding and one year of estimated funding. The funding level for the STIP is estimated to be approximately the same for all 3 years of the STIP.

State Highway Funding: The state highway funding is expected to average about \$290 million per year based on existing revenue sources. State fund cash flow also permits advance constructing projects prior to actual federal dollars being available.

State Transit Funding: Transit assistance comes from two sources, the General Fund and Motor Vehicle Sales Tax (MVST). The transit appropriation from the state general fund is expected to be about \$16 million per year for each year of the STIP for Greater Minnesota and about \$57 million per year for the Metropolitan Area. Transit funds from MVST are expected to be about \$9 million per year for Greater Minnesota and \$137 million for the Metro Area. The 2003 Legislature increased the MVST dedication is 1.43% for Greater Minnesota transit and 21.5% for transit in the Metro Area.

**Local Highway and Transit Funding.** Local funding is assumed to be available to match, or overmatch, the federal-aid for highways and transit. The state and local funding is also expected to be sufficient to maintain and operate the highway and transit systems.

Local Highway Funding: The State has a dedicated fund for state aid roads and bridges for counties and cities of 5,000 and over in population. The funding is available for maintenance and construction and is used in part to maintain the federal-aid

---

highways and to match federal-aid. The local highway funding committed to match the federal highway aid is expected to average about \$35 million per year.

**Local Transit Funding:** The majority of the funding for the Minneapolis-St. Paul large urbanized area transit system is provided through local and state revenues. Since transit is substantially a local program, estimates of urbanized transit system funding are based on the MPO TIPs. Small urban and rural transit systems have a portion of their funding provided by assistance from the state general fund. The local share may be from a large variety of sources.

**Special Legislative Funding.** The 2003 Minnesota State Legislature appropriated additional funding for transportation in the Omnibus Transportation and Public Safety Finance Bill. The bill provided \$400 million from trunk highway bond proceeds for highway improvements. It also authorized the Commissioner of Transportation to spend \$400 million on trunk highway improvements from funds approved by the Federal Highway Administration and designated as advance construction funds. The bill provides that the appropriation be spent on trunk highway improvements within the seven county metro area to eliminate traffic bottlenecks and improve at-risk interregional corridors, and trunk highway improvements on under performing at-risk interregional corridors outside the seven county metro area.

The bonding bill requires to the maximum feasible extent, to allocate spending equally between the metropolitan district and remainder of the state. The bill allows the expenditure of up to \$68.5 million of bond, for program delivery and requires the

use of at least \$36 million of bonds to accelerate transit capital improvements such as shoulder bus lanes, park and ride facilities, and ramp meter-bypass facilities on trunk highways. The Commissioner of Transportation is also allowed to spend up to \$1 million in federal funds for capital assistance to public transit systems.

**Advance Construction.** Federal law allows states to request and receive approval to construct Federal-aid projects prior to receiving apportionment or obligation authority for the Federal-aid funds through the use of Advance Construction (AC). This means that Minnesota may commit future federal funds to a project as long as it goes through the normal FHWA approval and authorization process. An AC project is treated the same as any other federal project and must be authorized prior to advertising for letting or expending any funds on the project. Projects using AC must be fully encumbered in the state road construction budget for the amount of both the state funds and the federal AC amount. AC is available to local governments as well as Mn/DOT.

The agency that uses the AC procedure must “front end” the project with their own funds. These may be state aid funds, local tax funds, State Road Construction funds or some other appropriate funding sources. Local projects utilizing AC funds require a special agreement approved by Mn/DOT’s Division of State Aid for Local Transportation.

Federal regulations require that AC be shown in the year incurred and that the conversion of AC be shown in each year in which conversion takes place. Conversion is the process of converting AC to the obligation of actual federal funds. In the

---

project listings in this STIP, AC funding is shown in a separate column and the dollar amounts are not included in the “Total” column. However, the AC conversion dollar amounts are included in the “FHWA” column and the “Total” column in the year in which a project is converted.

See Appendix C for the detailed financial plan.

### **Project Selection**

The project selection process is the identification of the projects to be implemented in the first year of the 2006-2008 STIP. The projects in the remaining years of the STIP are deemed to be eligible for selection for implementation without an formal amendment to the STIP. Mn/DOT reserves the right to select projects for the first year of the STIP from the projects in the last two years of the STIP.

Project selection includes two iterative processes. The first iterative process is “determining the program” from the list of projects within the draft ATIPs. This includes the analysis of the preferred sources of funding for the projects and the directions included in the *Minnesota Statewide Transportation Plan*. It also is the step where the fiscal constraint is maintained. The second iterative process is the review of the STIP. The draft STIP is circulated back to the District/ATP for review and comment. Changes are made in the draft STIP as a result of the review and comment period. The STIP is forwarded to the Commissioner’s staff for review and approval before being sent to the U.S. DOT.

Figure 3 is a summary of the proposed expenditures in the STIP by fiscal year and the proposed source of federal highway or transit funding, state trunk highway funding or other source of state or local funding. Bond dollars from Minnesota's Bond Accelerated Program (BAP) are included under "Other Funds".

<b>Figure 3</b> <b>STATE TRANSPORTATION IMPROVEMENT PROGRAM</b> <b>FUNDING</b> <b>BY SOURCE AND YEAR</b> <b>(\$ MILLIONS)</b>				
<b>SOURCE</b>	<b>2006</b>	<b>2007</b>	<b>2008</b>	<b>TOTAL*</b>
<b>Transit Programs</b>				
Federal Transit Administration Funds	103	73	60	235
State and Local Match	60	53	51	164
<b>SUBTOTAL*</b>	<b>163</b>	<b>126</b>	<b>112</b>	<b>401</b>
<b>Highway Programs</b>				
Federal -aid Highway Funds	318	268	159	745
Federal AC Conversion	144	202	293	639
State Trunk Highway Funds	305	293	302	900
Other Funds	220	102	61	384
<b>SUBTOTAL*</b>	<b>987</b>	<b>865</b>	<b>815</b>	<b>2,667</b>
<b>TOTAL*</b>	<b>1,150</b>	<b>991</b>	<b>927</b>	<b>3,067</b>

\*may not total correctly due to rounding

Figure 4 is a summary of the proposed expenditures in the STIP by fiscal year and ATP. Bond dollars are included in the ATP where they are to be expended.

<b>Figure 4</b> <b>STATE TRANSPORTATION IMPROVEMENT PROGRAM</b> <b>BY DISTRICT/ATP AND YEAR</b> <b>(\$ MILLIONS)</b>				
<b>DISTRICT/ATP</b>	<b>2006</b>	<b>2007</b>	<b>2008</b>	<b>TOTAL*</b>
1	106	76	78	260
2	46	53	38	137
3	112	88	94	294
4	53	60	40	154
6	96	69	73	237
7	63	51	59	173
8	45	39	44	128
<b>SUBTOTAL*</b>	<b>519</b>	<b>436</b>	<b>427</b>	<b>1,382</b>
<b>METRO</b>	<b>588</b>	<b>522</b>	<b>474</b>	<b>1,584</b>
<b>MISC</b>	<b>42</b>	<b>32</b>	<b>27</b>	<b>101</b>
<b>TOTAL*</b>	<b>1,150</b>	<b>991</b>	<b>927</b>	<b>3,067</b>

\*may not total correctly due to rounding

### III. PROGRAM LISTING

The following section contains the FY 2006-2008 STIP project listing sorted by District/ATP. Any illustrative projects are shown in a project listing following the District/ATP lists. Illustrative project costs are not included in STIP totals as funds are not yet available for these projects.

The first page of each District/ATP shows the District/ATP location within the state and the counties included within each District/ATP. The name of the District Transportation Engineer, phone number, and address are shown as well as a general information telephone number.

The second page begins the listing of projects in that District/ATP sorted by Fiscal Year. Within each Fiscal Year, projects are sorted by Route System with Transit project first followed by rail, local roadway, and then state projects

The following information is provided for each project

Seq # - The sequence number is a unique number assigned to each project in this project listing.

Route System - The route name and number on which the project is located. See Figure 5.

**Figure 5**  
**Route System Categories**

Route System	Description
BB	Transit (buses)
CITY	City project
CMAQ	Congestion Mitigation and Air Quality
CR	County Road
CSAH	County State Aid Highway
DA	Disability Act
EN	Enhancement (not assigned to a specific road and not a pedestrian or bicycle path)
FB	Ferryboat
FH	Forest Highway
I	Interstate Highway
IRR	Indian Reservation Roads and Bridges
ITS	Intelligent Transportation Systems
LOCAL 999	Local project not associated with a road
MSAS	Municipal State Aid Street
MUN	Municipal Street
PED/BIKE	Pedestrian or Bike Path/Trail (not assigned to a specific road)
PL	Planning
RECTRAIL	DNR Recreational Trail
RR	Railroad
TH	Trunk Highway
TWN	Township Road
TH 999	State project not associated with a road (not an Enhancement)

- Project Number - Project identifier. Most trunk highway projects start with the control section numbers. Local projects start with either the county number or the city number.
- Agency - The jurisdiction responsible for implementing projects or for opening bids.
- Description - The location and/or type of project.
- Miles - The length of the project.
- Programs - The program category. See Figure 6.
- Type of Work - The intent of the project.
- Proposed Funds - Preliminary fund assignment with exact determination of funding determined upon authorization. See Figure 7.
- Total - The total estimated cost of the project relative to federal funding to be used in year of letting. This includes advance construction (AC) conversion funding. It does not include the original advance construction funding.
- FHWA - The total estimated federal aid highway funding to be used for the project. This includes advance construction conversion funding.

**Figure 6  
Program Categories**

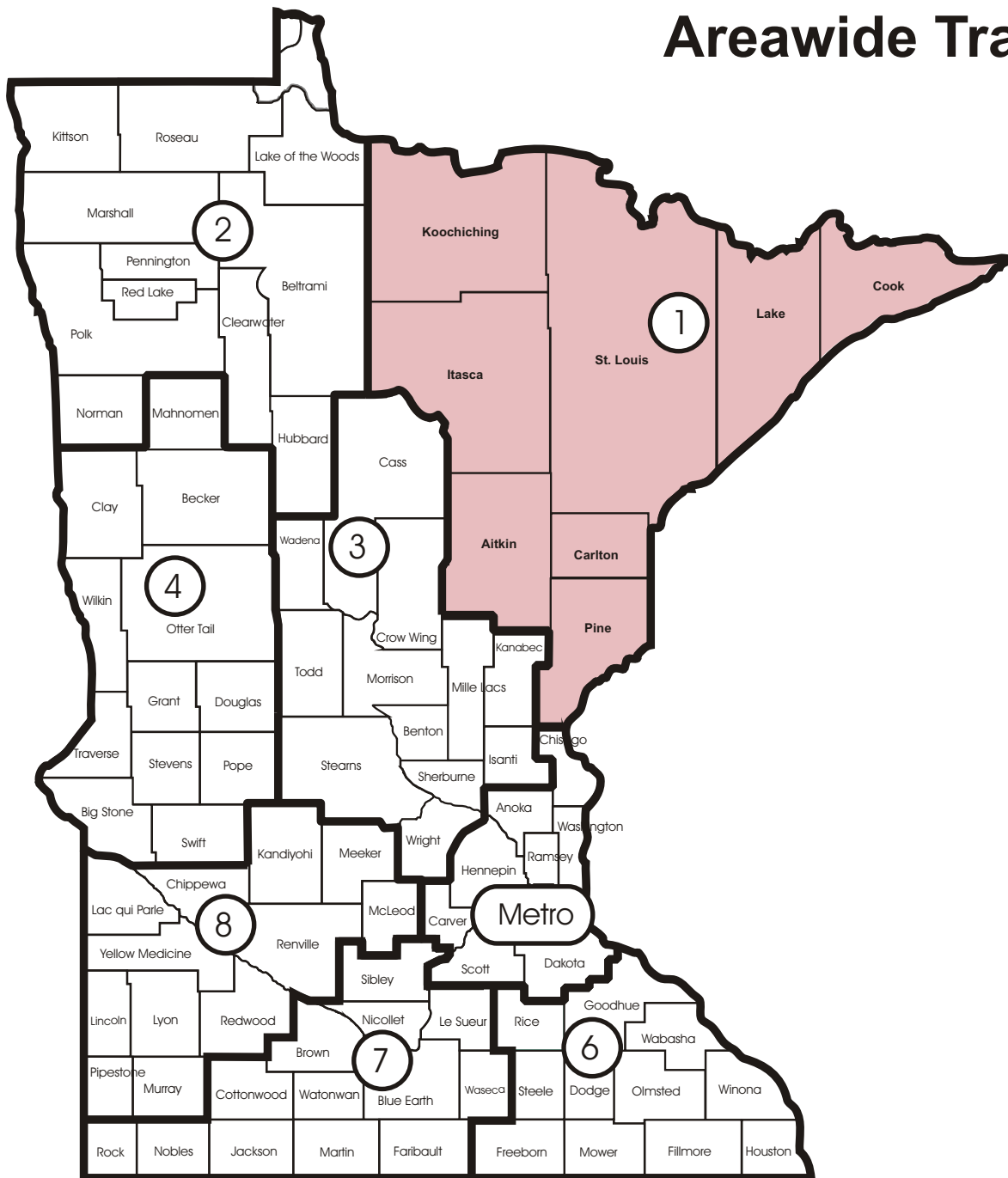
Program	Description
AM	Municipal Agreement
BI	Bridge Improvement
BR	Bridge Replacement
BT	Bike Trail (not an Enhancement)
CA	Consultant Agreement
EN	Enhancement (STP)
IR	Indian Reservation Roads
MA	Miscellaneous Agreements
MC	Major Construction
NA	Not Applicable (Uncommitted)
NO	Noise Walls
PL	Planning
PM	Preventive Maintenance
RB	Rest Area/Beautification
RC	Reconstruction
RD	Recondition
RL	Transportation Revolving Loan Fund Capitalization (TRLF)
RS	Resurfacing
RT	Recreational Trail (DNR only)
RW	Right of Way Acquisition
RX	Road Repair (Bridge and Road Construction)
SA	Supplemental Agreement/Cost Overruns
SC	Safety Capacity
SH	Safety High Hazard
SR	Safety Railroads
TM	Transportation Management
TR	Transit (STP)
B9	FTA Urbanized Area Formula – Section 5307
B3	FTA Capital Program - Section 5309
NB	FTA Elderly and Person with Disabilities – Section 5310
OB	FTA Non-urbanized Areas - Section 5311
JA	FTA Job Access and Reverse Commute – Section 3037
RP	FTA Research & Planning – Section 5314

<b>Figure 7</b> <b>Proposed Fund Categories</b>	
Program	Description
BF	Bond Funds
BH	Bridge Rehabilitation
BR	Bridge Replacement
BROS	Off System Bridge
CMAQ	Congestion Mitigation and Air Quality
EN	STP Enhancement
ER	Emergency Relief
FFM	Federal Fund Miscellaneous (TCSP, Special appr.)
FH	Forest Highway
FTA	Federal Transit Administration
HES	STP Safety
HPP	High Priority Project (Demonstration)
IM	Interstate Maintenance
IRR	Indian Reservation Roads
ITS	Intelligent Transportation Systems
LF	Local Funds or Other
NHS	National Highway System
PUB	Public Lands
RESR	Research
RRS	STP Rail Safety
RT	Recreational Trail
SB	Scenic Byways
SF	State Funds
STP	Surface Transportation Program
SU	STP Small Urban
TRLF	Transportation Revolving Loan Fund
UG	STP Urban Guarantee

- AC - The total estimated amount of future federal funds (AC) being committed to a project, front-ended by local/state funds.
- FTA - The total estimated federal aid transit funding to be used for the project.
- TH - The total estimated state trunk highway funding to be used for the project.
- Other - Estimate of funding other than FHWA, FTA or state TH to be used for the project. This includes local match and special legislative appropriations.

**This page left blank intentionally**

# Areawide Transportation Partnership (ATP) Boundaries



## DISTRICT 1

Transportation District Engineer

**Mike Robinson**

**(218) 723-4820**

**1123 Mesaba Avenue**

**Duluth, Minnesota 55811**

**General Information: (218) 723-4870**

**FAX: (218) 723-4774**

ATP: 1  
Fiscal Year: 2006

STIP for FY 2006-2008

Seq #	Route System	Project Number	Agency	Description	Miles	Program	Type of Work	Proposed Funds	Total	FHWA	AC	FTA	TH	Other
1	BB	TRF-0005-06	MN/DOT	SECT 5311: AEOA TRANSIT OPERATING ASSISTANCE	0.0	OB	OPERATE BUS	FTA	2,754,000	0	0	691,530	0	2,062,470
2	BB	TRF-0012-06	MN/DOT	SECT 5311: CLOQUET TRANSIT OPERATING ASSISTANCE	0.0	OB	OPERATE BUS	FTA	129,690	0	0	21,385	0	108,305
3	BB	TRF-0012-06A	MN/DOT	SECT 5309: CLOQUET TRANSIT CAPITAL	0.0	B3	BUS GRANT CAPITAL IMPROVEMENT	FTA	360,000	0	0	288,000	0	72,000
4	BB	TRF-0016-06A	DULUTH TRANSIT AUTHORITY	SECT 5307: DULUTH DIAL-A-RIDE TRANSIT OPERATING ASSISTANCE	0.0	B9	OPERATE BUS	LF	415,140	0	0	0	0	415,140
5	BB	TRF-0016-06B	DULUTH TRANSIT AUTHORITY	SECT 5307: DULUTH TRANSIT OPERATING ASSISTANCE REGULAR ROUTE	0.0	B9	OPERATE BUS	FTA	7,726,390	0	0	449,344	0	7,277,046
6	BB	TRF-0016-06C	DULUTH TRANSIT AUTHORITY	SECT 5307: DULUTH TRANSIT CAPITAL	0.0	B9	BUS GRANT CAPITAL IMPROVEMENT	FTA	561,680	0	0	449,344	0	112,336
7	BB	TRF-0022-06	MN/DOT	SECT 5311: HIBBING TRANSIT OPERATING ASSISTANCE	0.0	OB	OPERATE BUS	FTA	174,920	0	0	32,480	0	142,440
8	BB	TRF-0022-06A	MN/DOT	SECT 5309: HIBBING TRANSIT CAPITAL	0.0	B3	BUS GRANT CAPITAL IMPROVEMENT	FTA	360,000	0	0	288,000	0	72,000
9	BB	TRF-0061-06	MN/DOT	SECT 5311: VIRGINIA TRANSIT OPERATING ASSISTANCE	0.0	OB	OPERATE BUS	FTA	190,000	0	0	35,500	0	154,500
10	BB	TRS-0005-06	MN/DOT	ARROWHEAD TRANSIT, PURCHASE 4 BUSES (CLASS 500)	0.0	TR	PURCHASE BUS	STP	388,000	310,400	0	0	0	77,600
11	BB	TRS-0012-06	MN/DOT	CITY OF CLOQUET, PURCHASE 1 BUS (CLASS 500)	0.0	TR	PURCHASE BUS	STP	97,000	77,600	0	0	0	19,400
12	BB	TRS-0016-06	DULUTH TRANSIT AUTHORITY	DTA, PURCHASE 10 BUSES (CLASS 700)	0.0	TR	PURCHASE BUS	STP	3,200,000	2,560,000	0	0	0	640,000
13	BB	TRS-0061-06	MN/DOT	CITY OF VIRGINIA, PURCHASE 1 BUS (CLASS 500)	0.0	TR	PURCHASE BUS	STP	97,000	77,600	0	0	0	19,400
14	RR	09-00110	MN/DOT	CARLTON CSAH 8, 4 MI NE OF HOLYOKE, INSTALL SIGNALS AND GATES	0.0	SR	RAILROAD SURF/SIGNALS	RRS	175,000	157,500	0	0	0	17,500
15	RR	69-00170	MN/DOT	IN COOK, REALIGN CSAH 24	0.0	SR	RAILROAD SURF/SIGNALS	RRS	200,000	180,000	0	0	0	20,000
16	RR	69-00171	MN/DOT	3RD AVENUE S IN COOK, CLOSE AND CONNECT TO JOHNSON RD/ST LOUIS CO RD 948	0.0	SR	RAILROAD SURF/SIGNALS	RRS	150,000	150,000	0	0	0	0
17	RR	69-00172	MN/DOT	JOHNSON ROAD/CO RD 948 IN COOK, INSTALL SIGNALS AND GATES	0.0	SR	RAILROAD SURF/SIGNALS	RRS	130,000	130,000	0	0	0	0

ATP: 1  
Fiscal Year: 2006

STIP for FY 2006-2008

Seq #	Route System	Project Number	Agency	Description	Miles	Program	Type of Work	Proposed Funds	Total	FHWA	AC	FTA	TH	Other
18	RR	69-00173	MN/DOT	SEVILLE ROAD/ST LOUIS CO RD 694, GRADE CORRECTION AND INSTALL STREET LIGHTS	0.0	SR	RAILROAD SURF/SIGNALS	RRS	135,000	121,500	0	0	0	13,500
19	PED/BIKE	01-090-01	AITKIN COUNTY	IN HILL CITY, HILL LAKE TRAIL (PHASE 2)	3.5	EN	PEDESTRIAN BIKE TRAIL	EN	280,900	224,720	0	0	0	56,180
20	CSAH 8	01-608-04	AITKIN COUNTY	TH 65 TO 2.1 MI NW, WIDENING , RECLAIMING	2.1	RS	BITUMINOUS RECLAMATION	STP	750,000	600,000	0	0	0	150,000
21	CSAH 4	16-604-12	COOK COUNTY	TH 61 TO 3.55 MI N, BITUMINOUS SURFACING	3.6	RS	BITUMINOUS OVERLAY	STP	309,400	247,520	0	0	0	61,880
22	PED/BIKE	31-090-05	REGIONAL RAIL AUTHORITY	SCENIC HIGHWAY 7 TO MARBLE (MESABI TRAIL), BIKE TRAIL	4.0	BT	PEDESTRIAN BIKE TRAIL	HPP	315,000	252,000	0	0	0	63,000
23	FH 60	31-629-15	ITASCA COUNTY	TH 46 TO 4.1 MI E, BITUMINOUS SURFACING	4.1	RC	SURFACING	FH	750,000	600,000	0	0	0	150,000
24	FH 60	31-629-16	ITASCA COUNTY	4.1 MI E OF JCT TH 46 TO DORA LAKE, BITUMINOUS SURFACING	6.8	RC	SURFACING	FH	1,250,000	1,000,000	0	0	0	250,000
25	TH 61	38-090-02AC	LAKE COUNTY	SILVER BAY TO 1.7 MI S OF TH 1, PEDESTRIAN/BIKE UNDERPASS, BR 38J16 (AC PAYBACK)	2.8	EN	PEDESTRIAN BIKE BRIDGE	EN	84,000	84,000	0	0	0	0
26	CSAH 2	38-602-23	LAKE COUNTY	CSAH 14 TO CSAH 15 N OF TWO HARBORS, GRADING, BASE, DRAINAGE (AC PROJECT, PAYBACK IN 2007)	11.0	RC	CULVERT	STP	1,700,000	539,328	1,300,000	0	0	1,160,672
27	CSAH 4	38-604-13	LAKE COUNTY	LAKE CSAH 15 TO LAKE CSAH 5, GRADE AND SURFACE	2.0	RC	SURFACING	HPP	1,300,000	403,453	0	0	0	896,547
28	CSAH 30	58-630-11AC	PINE COUNTY	CSAH 22 TO CSAH 24 IN PINE CO, MILL & OVERLAY (AC PAYBACK)	5.5	RS	MILL AND OVERLAY	STP	550,000	550,000	0	0	0	0
29	EN	69-090-20	ST LOUIS COUNTY	IN DULUTH, LAKE SUPERIOR TRANSIT MUSEUM-HISTORIC LOCOMOTIVE (D&MN #14) RESTORATION (AC PROJECT, PAYBACK IN 2007)	0.0	EN	HISTORIC PRESERVATION	EN	20,700	0	82,800	0	0	20,700
30	CSAH 7	69-607-40	ST LOUIS COUNTY	ST LOUIS CSAH 103 & TH 169 TO 9TH ST N, RECONSTRUCT (AC PROJECT, PAYBACK IN 2007)	0.8	RC	STORM SEWER	STP	200,000	0	800,000	0	0	200,000
31	CSAH 13	69-613-28	ST LOUIS COUNTY	MIDWAY ROAD, THOMPSON HILL TO TH 2, RECLAIM, TRUCK LANES (AC PROJECT, PAYBACK IN 2007)	5.3	RD	SLOPE FLATTENING	STP	560,000	0	2,240,000	0	0	560,000
32	CSAH 16	69-616-43	ST LOUIS COUNTY	ST. LOUIS CR 389 TO ST. LOUIS CSAH 108, RECONSTRUCTION	5.5	RC	GRADE AND SURFACE	HPP	5,547,529	1,422,529	0	0	0	4,125,000
33	PED/BIKE	91-030-07	ARDC	DULUTH SUPERIOR BIKEWAYS PLAN PHASE II (AC PROJECT, PAYBACK IN 2007)	0.0	EN	PLANNING	EN	24,968	0	99,872	0	0	24,968
34	PED/BIKE	92-090-27	MN DNR	GITCHI-GAMI STATE TRAIL-LUTSEN	5.0	EN	PEDESTRIAN BIKE TRAIL	EN	1,037,750	400,000	0	0	0	637,750

ATP: 1  
Fiscal Year: 2006

STIP for FY 2006-2008

Seq #	Route System	Project Number	Agency	Description	Miles	Program	Type of Work	Proposed Funds	Total	FHWA	AC	FTA	TH	Other
35	PED/BIKE	118-090-11	DULUTH	IN DULUTH, LAKEWALK E EXTENSION PHASE I (AC PROJECT, PAYBACK IN 2007)	1.0	EN	PEDESTRIAN BIKE TRAIL	EN	200,000	0	400,000	0	0	200,000
36	MSAS	118-203-02	DULUTH	IN DULUTH, ON 10TH ST AND 24TH AVE W IN LINCOLN PARK, BR REPAIR (BR L8477)	0.0	BI	BRIDGE REPAIR	STP	1,341,200	934,443	0	0	0	406,757
37	TH 1	3801-13	MN/DOT	12.2 MI S OF ELY, REPLACE BR 5610 OVER THE KAWISHIWI RIVER	0.0	BR	BRIDGE APPROACHES	BR	2,184,000	1,747,200	0	0	436,800	0
38	TH 1	3802-18	MN/DOT	1.6 MI S OF STONEY RIVER TO LAKE CSAH 2, GRADE, SURFACE	4.7	RC	BRIDGE REPLACEMENT	FH	4,240,000	3,392,000	0	0	848,000	0
39	TH 2	3103-56	MN/DOT	NEAR CO RD 88 IN COHASSET TO E JCT ITASCA CSAH 62, TURN LANES, SIGNALS	1.5	AM	GRADE AND SURFACE	NHS	3,300,000	2,400,000	0	0	900,000	0
40	TH 2	3104-52AC	MN/DOT	2.7 AND 2.8 MI E OF GRAND RAPIDS, REPLACE BR 5172 UNDER BN RR AND BR 5168 OVER PRAIRIE RIVER (AC PAYBACK)	0.1	BR	BRIDGE APPROACHES	NHS	3,785,265	3,785,265	0	0	0	0
41	TH 2	6939-69850	MN/DOT	UNDER DM&IR RR AT JCT I-35, PAINT BR 69850	0.0	BI	PAINT BRIDGE	SF	146,000	0	0	0	56,000	90,000
42	TH 11	3604-66M	MN/DOT	W KOOCHICHING CO LINE TO CSAH 4, REPLACE BR 8033, 8029, 8024, 6014, 6317 PHASE 1 (DIST 2 PROJECT)	10.5	BR	CULVERT REPLACEMENT	STP	1,500,000	1,200,000	0	0	300,000	0
43	TH 33	0905-48	MN/DOT	JCT OF TH 33 AND DODDRIDGE AVE IN CLOQUET, INTERSECTION REVISION	0.0	AM	TURN LANES	SF	300,000	0	0	0	300,000	0
44	TH 35, 61	1601-61	MN/DOT	1.4 MILES S OF COOK CR 79 TO JCT COOK CR 79, THIN OVERLAY	1.4	RX	PAVEMENT PATCHING	SF	132,969	0	0	0	132,969	0
45	I 35	6982-6888	MN/DOT	UNDER DM&IR RR AT JCT TH 2, PAINT BR 6888	0.0	BI	PAINT BRIDGE	LF	202,000	0	0	0	0	202,000
46	I 35	6982-69849A	MN/DOT	UNDER DM&IR RR AT JCT TH 2, PAINT BR 69849	0.0	BI	PAINT BRIDGE	SF	225,000	0	0	0	225,000	0
47	TH 38	3108-71	MN/DOT	JCT OF TH 2 IN GRAND RAPIDS TO ITASCA CO 19, LANDSCAPING	12.9	RB	LANDSCAPING	SF	172,000	0	0	0	172,000	0
48	TH 47	0108-21	MN/DOT	AITKIN CO LINE TO AITKIN, MILL AND OVERLAY, SUBGRADE CORRECTIONS, BR 8224 OVER SISSABAGAMAH CREEK	27.4	RS	BRIDGE REPLACEMENT	STP	5,355,000	4,284,000	0	0	1,071,000	0
49	TH 53	6915-125AC1	MN/DOT	0.25 MI N OF SKYLINE PARKWAY TO JCT TH 194 IN DULUTH, FOUR LANE EXPANSION, BR 6395 (BAP PAYBACK)	2.4	MC	BRIDGE REPLACEMENT	NHS	267,000	267,000	0	0	0	0
50	TH 53	6917-9481	MN/DOT	UNDER DM&IR RR NEAR EVELETH, PAINT BR 9481	0.0	BI	PAINT BRIDGE	SF	359,000	0	0	0	359,000	0
51	TH 53	6920-45	MN/DOT	ST. LOUIS CO RD 307 TO 4.5 MI S OF S JCT TH 1, 4-LANE EXPRESSWAY	10.5	MC	BRIDGE REPLACEMENT	HPP FFM	16,617,390	16,382,285	0	0	235,105	0

ATP: 1  
Fiscal Year: 2006

STIP for FY 2006-2008

Seq #	Route System	Project Number	Agency	Description	Miles	Program	Type of Work	Proposed Funds	Total	FHWA	AC	FTA	TH	Other
52	TH 53	6920-47	MN/DOT	APPROXIMATELY 2.6 TO 6.0 MI N OF JCT TH 169, BITUMINOUS OVERLAY	3.4	RX	BITUMINOUS OVERLAY	SF	120,000	0	0	0	120,000	0
53	TH 61	1601-62	MN/DOT	GITCHI-GAMI STATE TRAIL, LUTSEN, BRIDGE OVER POPLAR RIVER	0.0	AM	PEDESTRIAN BIKE BRIDGE	SF	300,000	0	0	0	300,000	0
54	TH 61	1605-5923B	MN/DOT	AT THE CANADIAN BORDER OVER THE PIGEON RIVER, PAINT BR 5923	0.0	BI	PAINT BRIDGE	SF	193,000	0	0	0	193,000	0
55	TH 61	3807-44AC1	MN/DOT	SILVER BAY TO 1.7 MI S OF TH 1, RECONSTRUCT AND BR 3887 (AC PAYBACK)	2.8	RC	GRADE AND SURFACE	NHS	4,296,960	4,296,960	0	0	0	0
56	TH 61	6925-120	MN/DOT	IN DULUTH NEAR 32ND AVE E, REPAIR BR 88548 AT TISCHERS CREEK	0.0	BI	CULVERT REPLACEMENT	SF	315,000	0	0	0	315,000	0
57	TH 65	0110-29	MN/DOT	0.1 MI S OF AITKIN CSAH 2 TO 0.4 MI N OF AITKIN CSAH 4, PAVEMENT RECLAIMING, TURN LANES, REMOVE BR 93566 (ELLA)	10.3	RS	BITUMINOUS RECLAMATION	SF	2,738,493	0	0	0	2,738,493	0
58	TH 70	5811-11	MN/DOT	1.3 MI E OF JCT I-35 IN PINE CO, REPLACE BR 4142	0.0	BR	CULVERT	SF	546,000	0	0	0	546,000	0
59	TH 135	6912-76	MN/DOT	INTERSECTION OF TH 135 AND 3RD AVE IN BIWABIK, PEDESTRIAN FLASHER	0.0	SH	TRAFFIC SIGNAL REVISION	HES	75,000	67,500	0	0	7,500	0
60	TH 169	3115-60AC	MN/DOT	5.2 MI S OF JCT TH 2 IN GRAND RAPIDS, POKEGAMA CAUSEWAY, (AC PAYBACK)	1.1	BR	BRIDGE APPROACHES	NHS	2,227,129	2,227,129	0	0	0	0
61	TH 169	3116-106	MN/DOT	COLERAINE TO 0.6 MI W OF ITASCA CSAH 15, MAJOR CONST (FOUR LANE DIVIDED) (AC PROJECT, PAYBACK IN 2007)	2.4	MC	GRADE AND SURFACE	HPP NHS	6,677,561	4,796,061	2,727,939	0	1,881,500	0
62	TH 210	8821-139	MN/DOT	IN CROMWELL, 500 FT W OF TH 73 TO 1650 FT E OF JCT TH 73, DRAINAGE AND SIDEWALK REPAIRS	0.4	RX	STORM SEWER	SF	75,000	0	0	0	75,000	0
63	TH 999	8821-111	MN/DOT	DISTRICTWIDE TUNNEL FIRE ALARMS	0.0	RX	MISCELLANEOUS	SF	400,000	0	0	0	400,000	0
64	TH 999	8821-112	MN/DOT	I-35 - JCT TH 45 TO JCT TH 61, I-535 - BLATNIK BRIDGE TO JCT I-35, SIGN REPLACEMENT	0.0	SH	SIGNING	HES	675,000	607,500	0	0	67,500	0
65	TH 999	8821-125	MN/DOT	TH 6, TH 65, TH 71, TH 332 VARIOUS LOCATIONS, SUBGRADE & FROST HEAVE CORRECTIONS, SHOULDER REPAIRS, BIT PAVING, AND CULVERT REPLACEMENTS (ELLA)	0.0	RX	BITUMINOUS OVERLAY	SF	1,912,440	0	0	0	1,912,440	0
66	TH 999	8821-141	MN/DOT	ON TH 23, I-35, TH 45, TH 61, TH 210, MISC PAVEMENT REPAIRS	0.0	RX	PAVEMENT PATCHING	SF	534,400	0	0	0	534,400	0
67	TH 999	8801-CA-06	MN/DOT	DISTRICTWIDE SETASIDES - CONSULTANT AGREEMENTS - 2006	0.0	CA	MISCELLANEOUS	SF	2,631,500	0	0	0	2,631,500	0

ATP: 1  
Fiscal Year: 2006

STIP for FY 2006-2008

Seq #	Route System	Project Number	Agency	Description	Miles	Program	Type of Work	Proposed Funds	Total	FHWA	AC	FTA	TH	Other
68	TH 999	8801-RB-06	MN/DOT	DISTRICTWIDE SETASIDES - LANDSCAPE PARTNERSHIPS - 2006	0.0	RB	LANDSCAPING	SF	50,000	0	0	0	50,000	0
69	TH 999	8801-RW-06	MN/DOT	DISTRICTWIDE SETASIDES - R/W ACQUISITION/ACC MGMT - 2006	0.0	RW	RIGHT OF WAY	SF	3,752,000	0	0	0	3,752,000	0
70	TH 999	8801-RX-06	MN/DOT	DISTRICTWIDE SETASIDES - ROAD REPAIR - 2006	0.0	RX	ROAD REPAIR	SF	3,752,000	0	0	0	3,752,000	0
71	TH 999	8801-SA-06	MN/DOT	DISTRICTWIDE SETASIDES - SUPP AGREE/COST OVERRUNS-2006	0.0	SA	SUPP. AGREE. & COST OVERRUNS	SF	3,300,000	0	0	0	3,300,000	0
72	TH 999	8801-SC-06	MN/DOT	DISTRICTWIDE SETASIDES - SAFETY CAPACITY - 2006	0.0	SC	STRIPING	SF	347,500	0	0	0	347,500	0
Summary for Year = 2006 (72 projects)									\$107,169,874	\$56,475,493	\$7,650,611	\$2,255,583	\$27,959,707	\$20,479,091

ATP: 1  
Fiscal Year: 2007

STIP for FY 2006-2008

Seq #	Route System	Project Number	Agency	Description	Miles	Program	Type of Work	Proposed Funds	Total	FHWA	AC	FTA	TH	Other
73	BB	TRF-0005-07	MN/DOT	SECT 5311: AEOA TRANSIT OPERATING ASSISTANCE	0.0	OB	OPERATE BUS	FTA	2,836,620	0	0	691,530	0	2,145,090
74	BB	TRF-0012-07	MN/DOT	SECT 5311: CLOQUET TRANSIT OPERATING ASSISTANCE	0.0	OB	OPERATE BUS	FTA	133,581	0	0	21,385	0	112,196
75	BB	TRF-0016-07A	DULUTH TRANSIT AUTHORITY	SECT 5307: DULUTH DIAL-A-RIDE TRANSIT OPERATING ASSISTANCE	0.0	B9	OPERATE BUS	LF	427,594	0	0	0	0	427,594
76	BB	TRF-0016-07B	DULUTH TRANSIT AUTHORITY	SECT 5307: DULUTH TRANSIT OPERATING ASSISTANCE REGULAR ROUTE	0.0	B9	OPERATE BUS	FTA	7,958,182	0	0	449,344	0	7,508,838
77	BB	TRF-0016-07C	DULUTH TRANSIT AUTHORITY	SECT. 5307: DULUTH TRANSIT CAPITAL	0.0	B9	BUS GRANT CAPITAL IMPROVEMENT	FTA	561,680	0	0	449,344	0	112,336
78	BB	TRF-0022-07	MN/DOT	SECT 5311: HIBBING TRANSIT OPERATING ASSISTANCE	0.0	OB	OPERATE BUS	FTA	180,168	0	0	32,480	0	147,688
79	BB	TRF-0061-07	MN/DOT	SECT 5311: VIRGINIA TRANSIT OPERATING ASSISTANCE	0.0	OB	OPERATE BUS	FTA	195,700	0	0	35,500	0	160,200
80	BB	TRS-0005-07	MN/DOT	ARROWHEAD TRANSIT, PURCHASE 4 BUSES (CLASS 500)	0.0	TR	PURCHASE BUS	STP	400,000	320,000	0	0	0	80,000
81	BB	TRS-0016-07	DULUTH TRANSIT AUTHORITY	DULUTH TRANSIT AUTHORITY, PURCHASE 6 BUSES (CLASS 400)	0.0	TR	PURCHASE BUS	STP	342,000	273,600	0	0	0	68,400
82	BB	TRS-0061-07	MN/DOT	CITY OF VIRGINIA, PURCHASE 1 BUS (CLASS 500)	0.0	TR	PURCHASE BUS	STP	100,000	80,000	0	0	0	20,000
83	RR	31-00119	MN/DOT	2ND ST, MUN 8, DEER RIVER, INSTALL GATES	0.0	SR	RR X-ING IMPROVEMENTS	RRS	175,000	157,500	0	0	0	17,500
84	RR	31-00120	MN/DOT	1ST ST, ITASCA CSAH 16, KEEWATIN, INSTALL SIGNAL & GATES	0.0	SR	RR X-ING IMPROVEMENTS	RRS	175,000	157,500	0	0	0	17,500
85	RR	31-00121	MN/DOT	ITASCA CO RD 137, BALL CLUB (EAST OF), INSTALL GATES	0.0	SR	RR X-ING IMPROVEMENTS	RRS	175,000	157,500	0	0	0	17,500
86	RR	69-00163	MN/DOT	ST. LOUIS CSAH 11, 2ND ST IN PROCTOR, INSTALL SIGNAL, GATES (VEHICLE & PED), CIRCUITRY	0.0	SR	RAILROAD SURF/SIGNALS	RRS	250,000	225,000	0	0	0	25,000
87	RR	69-00178	MN/DOT	ST. LOUIS CSAH 60, HIBBING, INSTALL SIGNAL & GATES	0.0	SR	RR X-ING IMPROVEMENTS	RRS	175,000	157,500	0	0	0	17,500
88	CSAH 7	01-607-03	AITKIN COUNTY	AITKIN CSAH 29 TO MINNESOTA TH 169, MILL & OVERLAY OR RECLAIM	3.2	RS	BITUMINOUS RECLAMATION	STP	400,000	320,000	0	0	0	80,000
89	CSAH 61	09-661-18	CARLTON COUNTY	BARNUM TO CARLTON, COLD INPLACE RECYCLE	16.0	RS	BIT. COLD INPLACE RECYCLING	STP	1,850,000	925,000	0	0	0	925,000

ATP: 1  
Fiscal Year: 2007

STIP for FY 2006-2008

Seq #	Route System	Project Number	Agency	Description	Miles	Program	Type of Work	Proposed Funds	Total	FHWA	AC	FTA	TH	Other
90	EN	16-090-02	TOFTE	TOFTE LAKE WALK PROJECT, HISTORIC AND CULTURAL INTERPRETATION (AC PROJECT, PAYBACK IN 2008)	0.0	EN	HISTORIC PRESERVATION	EN	22,440	0	89,720	0	0	22,440
91	CSAH 7	16-607-19	COOK COUNTY	CSAH 15 E TO TH 61 IN GRAND MARAIS, RECONSTRUCT	1.2	RC	BIT. COLD INPLACE STP RECYCLING		1,100,000	400,000	0	0	0	700,000
92	CSAH 63	31-663-17AC	ITASCA COUNTY	ON ITASCA CSAH 63 AT LITTLE JAY GOULD, REPLACE BR 31508 (AC PAYBACK)	0.1	BR	BRIDGE APPROACHES	BR	750,000	750,000	0	0	0	0
93	PED/BIKE	31-663-20AC	COHASSET	CITY OF COHASSET, TIOGA TRAIL, BIKE TRAIL (AC PAYBACK)	1.8	EN	PEDESTRIAN BIKE TRAIL	EN	568,357	190,597	0	0	0	377,760
94	CSAH 2	38-602-23AC	LAKE COUNTY	CSAH 14 TO CSAH 15 N OF TWO HARBORS, RECONSTRUCTION (AC PAYBACK)	11.0	RC	CULVERT	STP	1,300,000	1,300,000	0	0	0	0
95	CSAH 5	38-605-09	LAKE COUNTY	LAKE CSAH 4 TO JCT TH 61, GRADE AND SURFACE	3.5	RC	SURFACING	LF	1,400,000	0	0	0	0	1,400,000
96	CSAH 20	38-620-03	LAKE COUNTY	WATERFRONT DRIVE BETWEEN 6TH ST AND 5TH ST IN TWO HARBORS, RECONSTRUCT	0.2	RC	SURFACING	HPP	750,000	600,000	0	0	0	150,000
97	CSAH 30	58-630-12AC	PINE COUNTY	CSAH 21 TO CSAH 22 IN PINE CO, PAVEMENT RECLAMATION (AC PAYBACK)	5.0	RS	BITUMINOUS RECLAMATION	STP	500,000	500,000	0	0	0	0
98	EN	69-090-20AC	ST LOUIS COUNTY	IN DULUTH, LAKE SUPERIOR TRANSIT MUSEUM-HISTORIC LOCOMOTIVE (D&MN #14) RESTORATION (AC PAYBACK)	0.0	EN	HISTORIC PRESERVATION	EN	82,800	82,800	0	0	0	0
99	PED/BIKE	69-090-21	REGIONAL RAIL AUTHORITY	MESABI TRAIL-BEARHEAD STATE PARK TO TOWER (AC PROJECT, PAYBACK IN 2008)	12.0	EN	PEDESTRIAN BIKE TRAIL	EN	200,000	0	400,000	0	0	200,000
100	PED/BIKE	69-090-22	AURORA	AURORA LAKE, ST. JAMES RECREATIONAL AREA, BIKE TRAIL (AC PROJECT, PAYBACK IN 2008)	2.0	EN	PEDESTRIAN BIKE TRAIL	EN	51,260	0	205,040	0	0	51,260
101	CSAH 6	69-606-17	ST LOUIS COUNTY	MAPLE GROVE RD FROM TH 53 TO WESTBERG ROAD, WIDEN TO FIVE LANES, SIGNAL REVISIONS (AC PROJECT, PAYBACK IN 2008)	0.9	RC	TRAFFIC SIGNAL REVISION	STP	986,928	0	3,947,714	0	0	986,928
102	CSAH 7	69-607-40AC	ST LOUIS COUNTY	ST LOUIS CSAH 103 & TH 169 TO 9TH ST N, RECONSTRUCT (AC PAYBACK)	0.8	RC	STORM SEWER	STP	800,000	800,000	0	0	0	0
103	CSAH 13	69-613-28AC	ST LOUIS COUNTY	MIDWAY ROAD, THOMPSON HILL TO TH 2, RECLAIM, TRUCK LANES (AC PAYBACK)	5.3	RD	SLOPE FLATTENING	STP	2,240,000	2,240,000	0	0	0	0
104	PED/BIKE	91-030-07AC	ARDC	DULUTH SUPERIOR BIKEWAYS PLAN PHASE II (AC PAYBACK)	0.0	EN	PLANNING	EN	99,872	99,872	0	0	0	0
105	EN	91-070-13	ARDC	NE MINNESOTA BICYCLE EDUCATION PROGRAM (AC PROJECT, PAYBACK IN 2008)	0.0	EN	PLANNING	EN	17,850	0	52,561	0	0	17,850

ATP: 1  
Fiscal Year: 2007

STIP for FY 2006-2008

Seq #	Route System	Project Number	Agency	Description	Miles	Program	Type of Work	Proposed Funds	Total	FHWA	AC	FTA	TH	Other
106	PED/BIKE	92-090-32	MN DNR	CASCADE RIVER STATE PARK TO GRAND MARAIS (PHASE I), BIKE TRAIL (AC PROJECT, PAYBACK IN 2008)	8.0	EN	PEDESTRIAN BIKE TRAIL	EN	1,572,300	0	400,000	0	0	1,572,300
107	PED/BIKE	118-090-11AC	DULUTH	IN DULUTH, LAKEWALK E EXTENSION PHASE I (AC PAYBACK)	1.0	EN	PEDESTRIAN BIKE TRAIL	EN	400,000	400,000	0	0	0	0
108	CITY	118-202-01 118-201-01 118-196-03	DULUTH	IN DULUTH, BURNING TREE, MAPLE GROVE , AND SUNDBY RD RECONSTRUCT, FRONTAGE RDS & LOCAL ST CONNECT (AC PROJECT, PAYBACK IN 2008)	1.2	RC	TRAFFIC SIGNAL REVISION	STP	456,738	0	1,826,954	0	0	456,738
109	PED/BIKE	129-090-02AC	GRAND RAPIDS	CITY OF GRAND RAPIDS MULTI-USE TRAIL, BIKE TRAIL (AC PAYBACK)	2.0	EN	PEDESTRIAN BIKE TRAIL	EN	118,457	118,457	0	0	0	0
110	MSAS 119	129-119-05AC	GRAND RAPIDS	CSAH 3 TO 17TH STREET SE IN GRAND RAPIDS, RECONSTRUCT (AC PAYBACK)	1.0	RC	CURB & GUTTER	STP	1,074,000	1,074,000	0	0	0	0
111	MSAS 104	202-104-10	HERMANTOWN	ARROWHEAD ROAD FROM JCT TH 53 TO UGSTAD ROAD, RESURFACING	2.5	RS	MILL AND INLAY	STP	800,000	600,000	0	0	0	200,000
112	TH 1	6902-23	MN/DOT	5.6 MI W OF TOWER OVER THE PIKE RIVER, REPLACE BR # BR 2182 AND APPROACHES	0.0	SC, BR, RS	BRIDGE APPROACHES	BR	662,000	529,600	0	0	132,400	0
113	TH 1	6903-14	MN/DOT	INTERSECTION OF TH 1 AND ST. LOUIS CO RD 77, TURN LANES (ELLA)	0.0	SC	TURN LANES	STP	250,000	200,000	0	0	50,000	0
114	TH 2	6907-41	MN/DOT	ST. LOUIS CO RD 845 TO JCT TH 194, MILL & OVERLAY	14.6	RS	MILL AND OVERLAY NHS		2,474,275	1,979,420	0	0	494,855	0
115	TH 23	5801-18	MN/DOT	TH 23 - I 35 TO BR OVER BNSF RR AT BROOK PARK, BIT OVERLAY (AC PROJECT, PAYBACK IN 2008, 2009, 2010)	6.8	RS	BITUMINOUS OVERLAY	STP	572,800	312,500	752,000	0	260,300	0
116	I 35	5880-169 ETAL	MN/DOT	CHISAGO/PINE CO LINE TO 1 MI N OF TH 48, UNBND CONCRETE OVERLAY WIDEN BR 58803 & 04, CONC PAVEMENT REPAIR, BIT OVERLAY (AC PROJECT, PAYBACK IN 2008, 2009, 2010)	21.4	RD	UNBONDED CONCRETE OVERLAY	IM	3,809,500	1,200,000	22,285,500	0	2,609,500	0
117	I 35	6980-69801AB	MN/DOT	JCT OF I-35/I-535 AND TH 53 IN WEST DULUTH, BR 69801A - N, 69824, 69825, 69885 GUARDRAIL REPAIR	0.0	BI	PAINT BRIDGE	IM NHS	3,628,000	3,265,700	0	0	362,300	0
118	I 35	8821-94AC	MN/DOT	0.6 MI OF CARLTON CSAH 4 TO GRAND AVE IN DULUTH, MILL & OVERLAY, SHLD PAVING (AC PAYBACK)	26.6	RS	MILL AND OVERLAY IM		3,780,353	3,780,353	0	0	0	0
119	TH 53	6915-125AC2	MN/DOT	0.25 MI N OF SKYLINE PKWY TO TH 194 IN DULUTH, FOUR LANE EXPANSION, BR 6395 (BAP PAYBACK)	2.4	MC	BRIDGE REPLACEMENT	NHS	2,900,000	2,900,000	0	0	0	0
120	TH 53	6915-129	MN/DOT	TH 194 TO 0.25 MI N OF HAINES ROAD IN DULUTH, NEW KOHL'S INTERSECTION AND MISC ACCESS MGMT IMPROVE (AC PROJECT, PAYBACK IN 2008)	0.9	RC	TRAFFIC SIGNAL REVISION	NHS	1,877,000	650,000	4,259,000	0	1,227,000	0

ATP: 1  
Fiscal Year: 2007

STIP for FY 2006-2008

Seq #	Route System	Project Number	Agency	Description	Miles	Program	Type of Work	Proposed Funds	Total	FHWA	AC	FTA	TH	Other
121	TH 61	3807-44AC2	MN/DOT	SILVER BAY TO 1.7 MI S OF TH 1, RECONSTRUCT AND BR 3887 (AC PAYBACK)	2.8	RC	GRADE AND SURFACE	NHS	1,427,921	1,427,921	0	0	0	0
122	TH 61	3807-57	MN/DOT	SILVER BAY TO 1.7 MI S OF TH 1, LANDSCAPING	2.8	RB	LANDSCAPING	SF	259,000	0	0	0	259,000	0
123	TH 65	3609-25	MN/DOT	6.8 MI N OF KOCHICHING CO LINE, REPLACE BR 5721 OVER LITTLEFORK RIVER (AC PROJECT, PAYBACK IN 2008)	0.1	BR	BRIDGE JOINTS	BR	1,391,000	500,000	3,063,000	0	891,000	0
123	TH 65	3609-25S	MN/DOT	6.8 MI N OF KOCHICHING CO LINE, REPLACE BR 5721 OVER LITTLEFORK RIVER (AC PROJECT, PAYBACK IN 2008)	0.1	BR	HISTORIC PRESERVATION	EN	600,000	480,000	0	0	120,000	0
124	TH 169	3116-106AC	MN/DOT	COLERAINE TO 0.6 MI W OF ITASCA CSAH 15, MAJOR CONSTRUCT (FOUR LANE DIVIDED) (AC PAYBACK)	8.9	MC	GRADE AND SURFACE	NHS	2,727,939	2,727,939	0	0	0	0
125	TH 169	6936-16	MN/DOT	NORTH JUNCTION OF TH 53 TO 0.4 MI SOUTH OF PIKE RIVER, TURN LANES (ELLA)	14.3	SC	TURN LANES	STP	500,000	400,000	0	0	100,000	0
126	TH 169	6948-11	MN/DOT	US FOREST RANGER STATION NEAR ELY, TURN LANES (ELLA)	0.4	AM	TURN LANES	LF	202,000	0	0	0	0	202,000
127	TH 999	8821-113	MN/DOT	TH 23 FROM JCT TH 35 NB OVERPASS TO ASKOV, TH 18 FROM CSAH 61 TO JCT TH 23, TH 123 FROM S JCT TH 23 TO TH 123 LEFT, MILL & OVERLAY	20.1	RS	MILL AND OVERLAY	SF	2,854,000	0	0	0	2,854,000	0
128	TH 999	8821-115	MN/DOT	DISTRICTWIDE SETASIDES - CULVERT REPLACEMENT - 2007	0.0	RS	CULVERT REPLACEMENT	SF	1,050,000	0	0	0	1,050,000	0
129	TH 999	8801-CA-07	MN/DOT	DISTRICTWIDE SETASIDES - CONSULTANT AGREEMENTS - 2007	0.0	CA	MISCELLANEOUS	SF	1,050,000	0	0	0	1,050,000	0
130	TH 999	8801-GR-07	MN/DOT	DISTRICTWIDE SETASIDES - GUARDRAIL REPLACEMENT - 2007	0.0	SH	GUARD RAIL	HES	1,363,000	1,226,700	0	0	136,300	0
131	TH 999	8801-RB-07	MN/DOT	DISTRICTWIDE SETASIDES - LANDSCAPE PARTNERSHIPS - 2007	0.0	RB	LANDSCAPING	SF	50,000	0	0	0	50,000	0
132	TH 999	8801-RW-07	MN/DOT	DISTRICTWIDE SETASIDES - R/W ACQUISITION/ACC MGMT - 2007	0.0	RW	RIGHT OF WAY	SF	3,467,000	0	0	0	3,467,000	0
133	TH 999	8801-RX-07	MN/DOT	DISTRICTWIDE SETASIDES - ROAD REPAIR - 2007	0.0	RX	ROAD REPAIR	SF	3,433,000	0	0	0	3,433,000	0
134	TH 999	8801-SA-07	MN/DOT	DISTRICTWIDE SETASIDES - SUPP AGREE/COST OVERRUNS-2007	0.0	SA	SUPP. AGREE. & COST OVERRUNS	SF	3,500,000	0	0	0	3,500,000	0
135	TH 999	8801-SC-07	MN/DOT	DISTRICTWIDE SETASIDES - SAFETY CAPACITY - 2007	0.0	SC	STRIPING	SF	176,000	0	0	0	176,000	0
136	TH 999	8801-SH-07	MN/DOT	DISTRICTWIDE SETASIDES - SAFETY HAZARD ELIMINATION - 2007	0.0	SH	STRIPING	HES	667,000	600,000	0	0	67,000	0

ATP: 1

Fiscal Year: 2007

STIP for FY 2006-2008

Seq #	Route	Project Number	Agency	Description	Miles	Program	Type of Work	Proposed	Total	FHWA	AC	FTA	TH	Other
	System							Funds						
Summary for Year = 2007 (65 projects)									\$76,298,315	\$34,109,459	\$37,281,489	\$1,679,583	\$22,289,655	\$18,219,618

ATP: 1  
Fiscal Year: 2008

STIP for FY 2006-2008

Seq #	Route System	Project Number	Agency	Description	Miles	Program	Type of Work	Proposed Funds	Total	FHWA	AC	FTA	TH	Other
137	BB	TRF-0005-08	MN/DOT	SECT 5311: AEOA TRANSIT OPERATING ASSISTANCE	0.0	OB	OPERATE BUS	FTA	2,921,719	0	0	691,530	0	2,230,189
138	BB	TRF-0012-08	MN/DOT	SECT 5311: CLOQUET TRANSIT OPERATING ASSISTANCE	0.0	OB	OPERATE BUS	FTA	137,588	0	0	21,385	0	116,203
139	BB	TRF-0016-08A	DULUTH TRANSIT AUTHORITY	SECT 5307: DULUTH DIAL-A-RIDE TRANSIT OPERATING ASSISTANCE	0.0	B9	OPERATE BUS	LF	440,422	0	0	0	0	440,422
140	BB	TRF-0016-08B	DULUTH TRANSIT AUTHORITY	SECT 5307: DULUTH TRANSIT OPERATING ASSISTANCE REGULAR ROUTE	0.0	B9	OPERATE BUS	FTA	8,196,927	0	0	449,344	0	7,747,583
141	BB	TRF-0016-08C	DULUTH TRANSIT AUTHORITY	SECT 5307: DULUTH TRANSIT CAPITAL	0.0	B9	BUS GRANT CAPITAL IMPROVEMENT	FTA	561,680	0	0	449,344	0	112,336
142	BB	TRF-0022-08	MN/DOT	SECT 5311: HIBBING TRANSIT OPERATING ASSISTANCE	0.0	OB	OPERATE BUS	FTA	185,573	0	0	32,480	0	153,093
143	BB	TRF-0061-08	MN/DOT	SECT 5311: VIRGINIA TRANSIT OPERATING ASSISTANCE	0.0	OB	OPERATE BUS	FTA	201,571	0	0	35,500	0	166,071
144	BB	TRS-0005-08	MN/DOT	ARROWHEAD TRANSIT, PURCHASE 8 BUSES, 6 (CLASS 500), 2 (CLASS 400)	0.0	TR	PURCHASE BUS	STP	824,000	659,200	0	0	0	164,800
145	BB	TRS-0012-08	MN/DOT	CITY OF CLOQUET, PURCHASE 1 BUS (CLASS 500)	0.0	TR	PURCHASE BUS	STP	103,000	82,400	0	0	0	20,600
146	BB	TRS-0016-08T	MN/DOT	DULUTH , PURCHASE 2 BUSES (CLASS 700)	0.0	TR	PURCHASE BUS	STP	600,000	480,000	0		0	120,000
147	BB	TRS-0022-08	MN/DOT	CITY OF HIBBING, PURCHASE 2 BUSES (CLASS 500)	0.0	TR	PURCHASE BUS	STP	206,000	164,800	0	0	0	41,200
148	RR	69-00179	MN/DOT	CSAH 7/IRON JCT, EVELETH (4 MI SW), ST. LOUIS COUNTY, ADD CANTILEVERS (CURRENT DEVICE GATES-TRUCK STOPPING LANE)	0.0	SR	RR X-ING IMPROVEMENTS	RRS	200,000	180,000	0	0	0	20,000
149	RR	69-00180	MN/DOT	CSAH 98, CANOSIA RD, MUNGER, ST. LOUIS COUNTY, UPGRADE TO GATES (CURRENTLY FLASHERS-RESTRICTED SIGHT LINE CLEARING)	0.0	SR	RR X-ING IMPROVEMENTS	RRS	200,000	180,000	0	0	0	20,000
150	PED/BIKE	09-090-01	CARLTON COUNTY	CARLTON TO CLOQUET CONNECTOR (PHASE I), BIKE TRAIL (AC PROJECT, PAYBACK IN 2009)	3.0	EN	PEDESTRIAN BIKE TRAIL	EN	100,000	0	400,000	0	0	100,000
151	CSAH 61	09-661-20	CARLTON COUNTY	S COUNTY LINE TO JCT TH 73 IN MOOSE LAKE, COLD INPLACE RECYCLE (AC PROJECT, PAYBACK IN 2009)	2.3	RS	BIT. COLD INPLACE RECYCLING	STP	79,000	0	316,000	0	0	79,000
152	EN	16-090-02AC	TOFTE	TOFTE LAKE WALK PROJECT, HISTORIC AND CULTURAL INTERPRETATION (AC PAYBACK)	0.0	EN	HISTORIC PRESERVATION	EN	89,720	89,720	0	0	0	0
153	CSAH 35	31-635-105	ITASCA COUNTY	INGER TO JCT TH 6, PAVEMENT RECLAMATION (AC PROJECT, PAYBACK IN 2009)	11.3	RS	BITUMINOUS RECLAMATION	STP	900,000	0	800,000	0	0	900,000

ATP: 1  
Fiscal Year: 2008

STIP for FY 2006-2008

Seq #	Route System	Project Number	Agency	Description	Miles	Program	Type of Work	Proposed Funds	Total	FHWA	AC	FTA	TH	Other
154	CSAH 46	58-646-23	PINE COUNTY	ON CSAH 46, BETWEEN PINE CO CSAH 61 AND PINE CR 169, PAVEMENT RECLAMATION	8.5	RS	BITUMINOUS RECLAMATION	STP	1,050,000	525,000	0	0	0	525,000
155	PED/BIKE	69-090-21AC	REGIONAL RAIL AUTHORITY	MESABI TRAIL, BEARHEAD STATE PARK TO TOWER (AC PAYBACK)	12.0	EN	PEDESTRIAN BIKE TRAIL	EN	400,000	400,000	0	0	0	0
156	PED/BIKE	69-090-22AC	AURORA	AURORA LAKE, ST. JAMES RECREATIONAL AREA, BIKE TRAIL (AC PAYBACK)	2.0	EN	PEDESTRIAN BIKE TRAIL	EN	205,040	205,040	0	0	0	0
157	EN	69-596-03	ST LOUIS COUNTY	IN MOUNTAIN IRON, STREETScape (AC PROJECT, PAYBACK IN 2009)	0.7	EN	ENHANCEMENT	EN	35,820	0	143,280	0	0	35,820
158	CSAH 6	69-606-17AC	ST LOUIS COUNTY	MAPLE GROVE RD FROM TH 53 TO WESTBERG ROAD, WIDEN TO FIVE LANES, SIGNAL REVISIONS (AC PAYBACK)	0.9	RC	TRAFFIC SIGNAL REVISION	STP	3,947,714	3,947,714	0	0	0	0
159	CSAH 7	69-607-43	ST LOUIS COUNTY	JCT ST LOUIS COUNTY 101 TO JCT TH 37, PAVEMENT RECLAMATION	4.4	RS	BITUMINOUS RECLAMATION	STP	880,000	704,000	0	0	0	176,000
160	CSAH 91	69-691-22 118-198-01 202-102-02	ST. LOUIS CO, DULUTH, HERMANTOWN	INTERSECTION OF HAINES RD, PIEDMONT AVE, AND HERMANTOWN RD, INTERSECTION OF HAINES RD AND ANDERSON RD, TWO TRAFFIC SIGNAL INSTALLATIONS	0.0	SC	TRAFFIC SIGNAL INST.	STP	425,000	340,000	0	0	0	85,000
161	EN	91-070-13AC	ARDC	NE MINNESOTA BICYCLE EDUCATION PROGRAM (AC PAYBACK)	0.0	EN	PLANNING	EN	52,561	52,561	0	0	0	0
162	EN	91-070-14	ARDC	NE MINNESOTA BICYCLE EDUCATION PROGRAM (AC PROJECT, PAYBACK IN 2009)	0.0	EN	PLANNING	EN	15,333	0	61,330	0	0	15,333
163	PED/BIKE	92-090-32AC	MN DNR	CASCADE RIVER STATE PARK TO GRAND MARAIS (PHASE I), BIKE TRAIL (AC PAYBACK)	8.0	EN	PEDESTRIAN BIKE TRAIL	EN	400,000	400,000	0	0	0	0
164	PED/BIKE	118-090-13	DULUTH	LAKEWALK EXTENSION, 36TH TO 47TH AVENUE, BIKE TRAIL (AC PROJECT, PAYBACK IN 2009)	1.1	EN	PEDESTRIAN BIKE TRAIL	EN	200,000	0	400,000	0	0	200,000
165	PED/BIKE	118-090-34	DULUTH	SEVEN BRIDGES ROAD REHABILITATION, REPLACE BITUMINOUS PAVEMENT CONNECTING HISTORIC BRIDGES (AC PROJECT, PAYBACK IN 2009)	1.4	EN	BITUMINOUS RECLAMATION	EN	64,086	0	256,342	0	0	64,086
166	CITY	118-202-01 118-201-01 118-196-03AC	DULUTH	IN DULUTH, BURNING TREE, MAPLE GROVE , AND SUNDBY RD RECONSTRUCT, FRONTAGE RDS & LOCAL ST CONNECT (AC PAYBACK)	1.2	RC	TRAFFIC SIGNAL REVISION	STP	1,826,954	1,826,954	0	0	0	0
167	MSAS 104	202-104-11	HERMANTOWN	ARROWHEAD ROAD FROM UGSTAD ROAD TO MIDWAY ROAD, RESURFACING	2.0	RS	BITUMINOUS RECLAMATION	STP	600,000	480,000	0	0	0	120,000
168	TH 1	6901-24	MN/DOT	APPROX 3.8 MI E OF STURGEON RIVER BRIDGE, SLIDE AREA REPAIR	0.0	RS	EROSION REPAIR	SF	120,000	0	0	0	120,000	0

ATP: 1  
Fiscal Year: 2008

STIP for FY 2006-2008

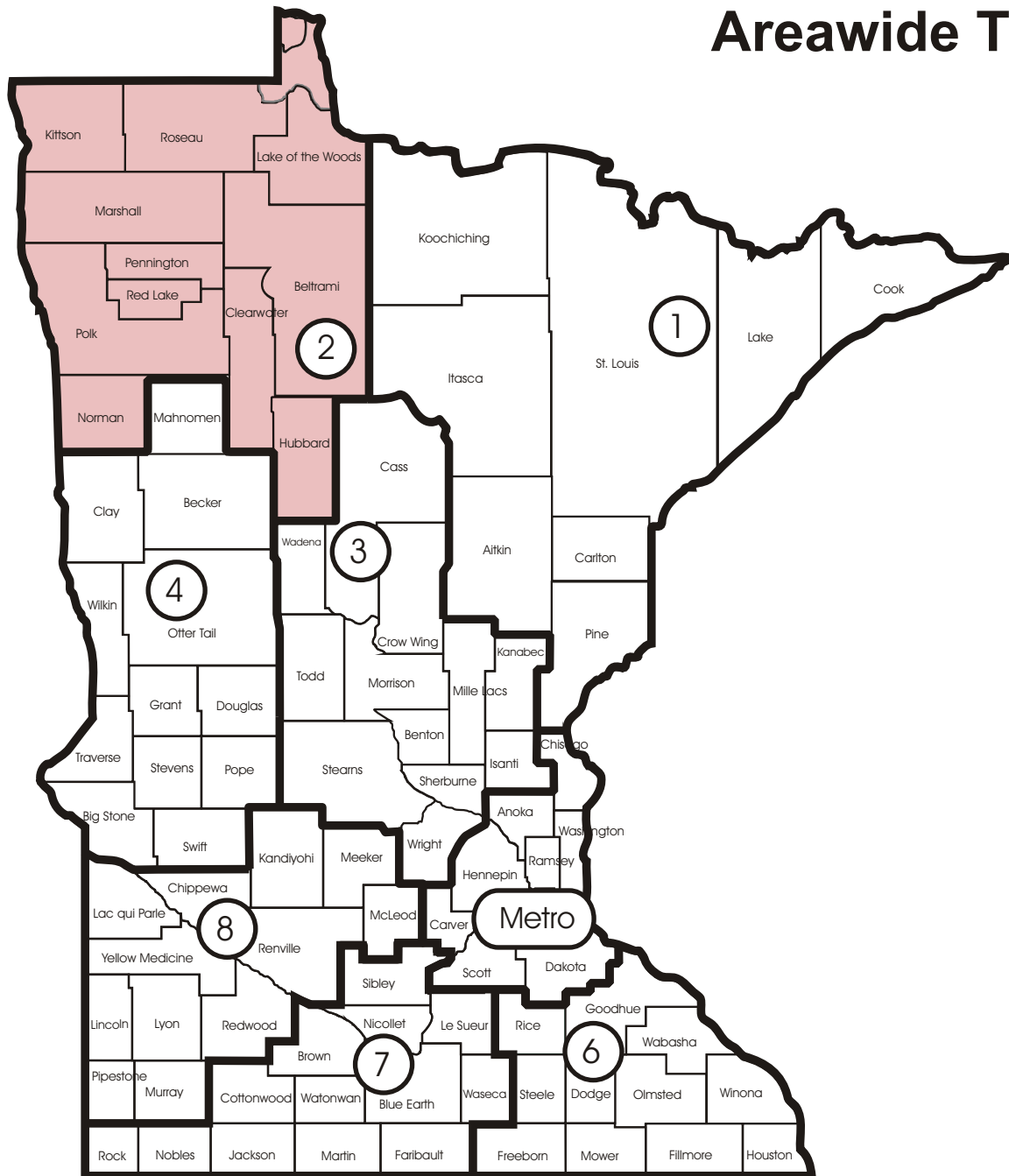
Seq #	Route System	Project Number	Agency	Description	Miles	Program	Type of Work	Proposed Funds	Total	FHWA	AC	FTA	TH	Other
169	TH 1	6901-26	MN/DOT	5.3 MI W OF COOK, REPLACE BR 6496	0.0	BR	BRIDGE APPROACHES	SF	870,000	0	0	0	870,000	0
170	TH 1	8821-103	MN/DOT	JCT TH 65 TO W JCT TH 53 IN ST LOUIS CO, MILL & OVERLAY (ELLA)	20.7	RS	MILL AND OVERLAY	SF	1,472,000	0	0	0	1,472,000	0
171	TH 2	3103-61 3104-51	MN/DOT	WEST LIMITS OF GRAND RAPIDS TO E JCT OF TH 169, MILL & INLAY, RECONSTRUCT & SIGNAL INTERCONNECT (ELLA)	1.6	RC	GRADE AND SURFACE	NHS	4,139,000	2,911,200	0	0	727,800	500,000
171	TH 2	3104-51L	GRAND RAPIDS	INT TH 2/38 TO E JCT OF TH 169 GRAND RAPIDS, RECONSTRUCT (ELLA)	0.6	RC	GRADE AND SURFACE	NHS	400,000	320,000	0	0	0	80,000
172	TH 11	3604-71M	MN/DOT	W KOCHICHING CO LINE TO CSAH 4, BITUMINOUS PAVING (DIST 2 PROJECT)	10.5	RD	TURN LANES	STP	1,700,000	1,360,000	0	0	340,000	0
173	TH 23	5801-18AC	MN/DOT	I 35 TO BRIDGE OVER BNSF RR AT BROOK PARK, BIT OVERLAY (AC PAYBACK)	6.8	RS	BITUMINOUS OVERLAY	STP	316,400	316,400	0	0	0	0
174	I 35	5880-169 ETAL AC	MN/DOT	CHISAGO/PINE CO LINE TO 1 MI N OF TH 48, UNBND CONCRETE OVERLAY WIDEN BR 58803 & 04, CONC PAVEMENT REPAIR, BIT OVERLAY (AC PAYBACK)	21.4	RD	UNBONDED CONCRETE OVERLAY	IM	8,914,200	8,914,200	0	0	0	0
175	TH 38	3108-72	MN/DOT	BIGFORK TO EFFIE, PAVEMENT RECLAMATION	6.0	RS	BITUMINOUS RECLAMATION	SF	1,350,000	0	0	0	1,350,000	0
176	TH 53	6915-129AC	MN/DOT	TH 194 TO 0.25 MI N OF HAINES ROAD IN DULUTH, NEW KOHL'S INTERSECTION AND MISC. ACCESS MGMT IMPROVE (AC PAYBACK)	0.9	RC	TRAFFIC SIGNAL REVISION	NHS	4,259,000	4,259,000	0	0	0	0
177	TH 53	6916-99 6917-126	MN/DOT	1.1 MI N OF W JCT TH 194 TO 1.6 MI N OF JCT TH 33 (NB + SB) PORTIONS, BITUMINOUS OVERLAY	20.4	RS	BITUMINOUS OVERLAY	SF	4,487,000	0	0	0	4,487,000	0
178	TH 53	6922-52	MN/DOT	APPROX 15 MI N OF ORR NEAR THE ASH RIVER, SLIDE REPAIR	0.0	RS	EROSION REPAIR	SF	620,000	0	0	0	620,000	0
179	TH 61	3804-57	MN/DOT	CN RR BRIDGE IN TWO HARBORS TO 0.6 MI N, MILL & OVERLAY	0.6	RS	MILL AND OVERLAY	SF	110,000	0	0	0	110,000	0
180	TH 61	6925-126	MN/DOT	26TH AVE EAST TO LESTER RIVER IN ST LOUIS CO, MILL & OVERLAY	2.3	RS	MILL AND OVERLAY	SF	1,259,000	0	0	0	1,259,000	0
181	TH 65	0111-25	MN/DOT	0.1 MI N OF AITKIN CSAH 4 TO JCT TH 210, PAVEMENT RECLAMATION, TURN LANES (ELLA)	9.2	RS	BITUMINOUS RECLAMATION	SF	1,983,000	0	0	0	1,983,000	0
182	TH 65	3609-25AC	MN/DOT	6.8 MI N OF KOCHICHING CO LINE, REPLACE BR 5721 OVER LITTLEFORK RIVER (AC PAYBACK)	0.1	BR	BRIDGE JOINTS	BR	3,063,000	3,063,000	0	0	0	0
183	TH 65	3609-36	MN/DOT	APPROX 18.4 MI S OF JCT 217 NEAR THE LITTLEFORK RIVER, SLIDE REPAIR	0.0	RS	EROSION REPAIR	SF	655,000	0	0	0	655,000	0

ATP: 1  
Fiscal Year: 2008

STIP for FY 2006-2008

Seq #	Route System	Project Number	Agency	Description	Miles	Program	Type of Work	Proposed Funds	Total	FHWA	AC	FTA	TH	Other
184	TH 169	3116-125	MN/DOT	E JCT OF TH 2 TO 9TH AVENUE IN GRAND RAPIDS, RECONSTRUCT	0.3	RC	TRAFFIC SIGNAL REVISION	NHS	1,363,750	891,000	0	0	222,750	250,000
185	TH 169	3116-131	MN/DOT	9TH AVENUE NE IN GRAND RAPIDS TO S LIM OF COLERAINE, MILL & OVERLAY	4.7	RS	MILL AND OVERLAY SF		1,300,000	0	0	0	1,300,000	0
186	TH 210	0916-11	MN/DOT	1.0 MI E OF JCT TH 45, REDECK AND PAINT BR 09001	0.0	BI	REDECK	SF	997,000	0	0	0	997,000	0
187	TH 999	8821-140	MN/DOT	DISTRICTWIDE BRIDGE PAINTING, BR'S 38007, 38008, 69003	0.0	BI	PAINT BRIDGE	SF	1,338,000	0	0	0	1,338,000	0
188	TH 999	8801-CA-08	MN/DOT	DISTRICTWIDE SETASIDES - CONSULTANT AGREEMENTS - 2008	0.0	CA	MISCELLANEOUS	SF	1,103,000	0	0	0	1,103,000	0
189	TH 999	8801-CL-08	MN/DOT	DISTRICTWIDE SETASIDES - CULVERT REPLACEMENT - 2008	0.0	RS	CULVERT REPLACEMENT	SF	1,103,000	0	0	0	1,103,000	0
190	TH 999	8801-RB-08	MN/DOT	DISTRICTWIDE SETASIDES - LANDSCAPE PARTNERSHIPS - 2008	0.0	RB	LANDSCAPING	SF	50,000	0	0	0	50,000	0
191	TH 999	8801-RW-08	MN/DOT	DISTRICTWIDE SETASIDES - R/W ACQUISITION/ACC MGMT - 2008	0.0	RW	RIGHT OF WAY	SF	1,213,000	0	0	0	1,213,000	0
192	TH 999	8801-RX-08	MN/DOT	DISTRICTWIDE SETASIDES - ROAD REPAIR - 2008	0.0	RX	ROAD REPAIR	SF	2,315,000	0	0	0	2,315,000	0
193	TH 999	8801-SA-08	MN/DOT	DISTRICTWIDE SETASIDES - SUPP AGREE/COST OVERRUNS-2008	0.0	SA	SUPP. AGREE. & COST OVERRUNS	SF	3,209,000	0	0	0	3,209,000	0
194	TH 999	8801-SC-08	MN/DOT	DISTRICTWIDE SETASIDES - SAFETY CAPACITY - 2008	0.0	SC	STRIPING	SF	2,564,000	0	0	0	2,564,000	0
Summary for Year = 2008 (59 projects)									\$78,323,058	\$32,752,189	\$2,376,952	\$1,679,583	\$29,408,550	\$14,482,736

# Areawide Transportation Partnership (ATP) Boundaries



## DISTRICT 2

Transportation District Engineer

Lynn C. Eaton

(218) 755-3815

3920 Hwy. 2 West

P.O. Box 490

Bemidji, Minnesota 56619

General Information: (218) 755-3800

FAX: (218) 755-2028

ATP: 2  
Fiscal Year: 2006

STIP for FY 2006-2008

Seq #	Route System	Project Number	Agency	Description	Miles	Program	Type of Work	Proposed Funds	Total	FHWA	AC	FTA	TH	Other
195	BB	TRF-0006-06	MN/DOT	SECT 5311: PAUL BUNYAN TRANSIT OPERATING ASSISTANCE	0.0	OB	OPERATE BUS	FTA	508,000	0	0	107,105	0	400,895
196	BB	TRF-0018-06A	EAST GRAND FORKS TRANSIT	SECT 5307: EAST GRAND FORKS DAR TRANSIT OPERATING ASSISTANCE	0.0	B9	OPERATE BUS	LF	57,000	0	0	7,100	0	49,900
197	BB	TRF-0018-06B	EAST GRAND FORKS TRANSIT	SECT 5307: EAST GRAND FORKS FIXED ROUTE TRANSIT OPERATING ASSISTANCE	0.0	B9	OPERATE BUS	FTA	200,000	0	0	63,300	0	136,700
198	BB	TRF-0018-06C	EAST GRAND FORKS TRANSIT	SECT 5307: EAST GRAND FORKS TRANSIT SHELTER	0.0	B9	BUS GRANT CAPITAL IMPROVEMENT	FTA	80,000	0	0	64,000	0	16,000
199	BB	TRF-0058-06	MN/DOT	SECT 5311: TRI-VALLEY TRANSIT OPERATING ASSISTANCE	0.0	OB	OPERATE BUS	FTA	541,710	0	0	111,603	0	430,107
200	BB	TRF-1010-06	MN/DOT	SECT 5311: HUBBARD COUNTY TRANSIT OPERATING ASSISTANCE	0.0	OB	OPERATE BUS	FTA	180,180	0	0	31,145	0	149,035
201	BB	TRF-2487-06	MN/DOT	SECT 5311: CITY OF FOSSTON TRANSIT OPERATING ASSISTANCE	0.0	OB	OPERATE BUS	FTA	55,810	0	0	10,128	0	45,682
202	BB	TRF-3084-06	MN/DOT	SECT 5311: ROSEAU COUNTY TRANSIT OPERATING ASSISTANCE	0.0	OB	OPERATE BUS	FTA	233,000	0	0	48,938	0	184,062
203	BB	TRF-8819-06	MN/DOT	SECT 5311: RED LAKE RESERVATION TRANSIT OPERATING ASSISTANCE	0.0	OB	OPERATE BUS	FTA	144,060	0	0	67,030	0	77,030
204	BB	TRS-0006-06	MN/DOT	PAUL BUNYAN TRANSIT, PURCHASE 2 BUSES (CLASS 400)	0.0	TR	PURCHASE BUS	STP	110,000	88,000	0	0	0	22,000
205	BB	TRS-0058-06	MN/DOT	TRI-VALLEY TRANSIT, PURCHASE 2 BUSES (CLASS 400)	0.0	TR	PURCHASE BUS	STP	110,000	88,000	0	0	0	22,000
206	BB	TRS-1010-06	MN/DOT	HUBBARD COUNTY, PURCHASE 1 BUS (CLASS 400)	0.0	TR	PURCHASE BUS	STP	55,000	44,000	0	0	0	11,000
207	RR	35-00106	MN/DOT	KITSON CSAH 1 & 2ND ST S IN HALLOCK, INSTALL GATES	0.0	SR	RR X-ING IMPROVEMENTS	RRS	150,000	135,000	0	0	0	15,000
208	RR	57-00110	MN/DOT	PENNINGTON CSAH 3 IN HAZEL, INSTALL GATES & CIRCUITRY	0.0	SR	RR X-ING IMPROVEMENTS	RRS	150,000	135,000	0	0	0	15,000
209	CSAH 22	04-622-19	BELTRAMI COUNTY	CSAH 27 TO CSAH 39 IN BELTRAMI CO, FOREST HIGHWAY, BIT PAVEMENT	6.9	RC	BITUMINOUS PAVEMENT	FH	970,000	600,000	0	0	0	370,000
210	CSAH 39	04-639-07	BELTRAMI COUNTY	S BELTRAMI CO LINE TO BELTRAMI CSAH 20, FOREST HIGHWAY, GRADING	8.0	RC	GRADE AND SURFACE	FH	2,800,000	2,000,000	0	0	0	800,000
211	TWN	29-599-05	HUBBARD COUNTY	1.0 MI W OF HUBBARD CSAH 6, REPLACE BR L8219	0.0	BR	BRIDGE REPLACEMENT	BROS	425,000	276,250	0	0	0	148,750

ATP: 2  
Fiscal Year: 2006

STIP for FY 2006-2008

Seq #	Route System	Project Number	Agency	Description	Miles	Program	Type of Work	Proposed Funds	Total	FHWA	AC	FTA	TH	Other
212	CSAH 28	29-628-01	HUBBARD COUNTY	TH 34 TO TH 71, RECONSTRUCTION (2006 PARTNERSHIP PROJECT) SEE 2901-19 FOR STATE PORTION	2.0	RC	GRADE AND SURFACE	STP	540,000	432,000	0	0	0	108,000
213	CR 65	35-598-08	KITTSOON COUNTY	1.5 MI W OF TH 75 & KITTSOON CO RD 65, REPLACE BR 7488	0.0	BR	BRIDGE REPLACEMENT	BROS	512,000	332,800	0	0	0	179,200
214	CSAH 16	35-616-08	KITTSOON COUNTY	TH 175 TO KITTSOON CSAH 6, RESURFACING	10.0	RS	BITUMINOUS OVERLAY	STP	750,000	502,500	0	0	0	247,500
215	CSAH 2	39-602-16	LAKE OF THE WOODS COUNTY	TH 11 IN WILLIAMS TO LAKE OF THE WOODS CSAH 11, RESURFACING	8.2	RS	BITUMINOUS OVERLAY	STP	550,000	368,500	0	0	0	181,500
216	PED/BIKE	45-090-01	MARSHALL COUNTY	MARSHALL COUNTY PEDESTRIAN/BIKE TRAIL	2.5	EN	PEDESTRIAN BIKE TRAIL	EN	225,000	180,000	0	0	0	45,000
217	CSAH 2	45-602-21	MARSHALL COUNTY	MARSHALL CSAH 11 TO TH 32, RECONSTRUCTION	10.0	RC	GRADE AND SURFACE	STP	785,000	335,000	0	0	0	450,000
218	CSAH 19	54-619-19	NORMAN COUNTY	TH 9 TO TH 32, RESURFACING	11.0	RS	BITUMINOUS OVERLAY	STP	1,404,500	804,000	0	0	0	600,500
219	CSAH 27	57-627-10AC	PENNINGTON COUNTY	GRYGLA TO GULLY, PENNINGTON CO LINE TO PENNINGTON CSAH 3, 10 TON COORIDOR, RESURFACING (2005 PARTNERSHIP PROJECT) (AC PAYBACK)	6.1	RS	BITUMINOUS PAVEMENT	STP	1,107,017	1,107,017	0	0	0	0
220	TH 197	105-010-14	BEMIDJI	PAUL BUNYAN DRIVE, LANDSCAPING	0.0	EN	LANDSCAPING	EN	125,000	100,000	0	0	0	25,000
221	MSAS 144	115-144-05	CROOKSTON	3RD AVE SW TO S MAIN ST AND ON FISHER AVE FROM US 2 E TO BARRETTE ST IN CROOKSTON, STREET LIGHTING	0.0	SC	LIGHTING	STP	272,860	218,290	0	0	0	54,570
222	CITY	119-113-05	EAST GRAND FORKS	IN EGF: REPAINTING OF THE POINT BRIDGE (BR 60506)	0.0	BI	PAINT BRIDGE	STP	2,139,000	375,000	0	0	0	1,764,000
223	TH 2	0406-54	MN/DOT	WBL - SHEVLIN TO WILTON, RESURFACING (2007 PARTNERSHIP PROJECT)	12.5	RS	MILL AND OVERLAY	STP	1,800,000	1,440,000	0	0	360,000	0
224	TH 2	1102-60	MN/DOT	CASS LAKE REST AREA/INTERPRETATIVE CENTER (FED \$ FROM SCENIC BYWAYS)	0.0	RB	REST AREA	SB	589,520	96,000	0	0	493,520	0
225	TH 2	1102-60A	MN/DOT	CASS LAKE REST AREA/INTERPRETATIVE CENTER (2003 OMNIBUS APPROPRIATION)	0.0	RB	REST AREA	FFM	596,100	596,100	0	0	0	0
226	TH 2	6001-52	MN/DOT	EBL - TH 2B (EGF) TO FISHER, RESURFACING	10.9	RS	CRACK AND OVERLAY	SF	3,200,000	0	0	0	3,200,000	0
227	TH 2	6002-66	MN/DOT	IN CROOKSTON: FRONTAGE ROADS BETWEEN FISHER AVE & GROVELAND AVE	0.6	RC	GRADE AND SURFACE	SF	220,000	0	0	0	220,000	0
228	TH 2	6005-55	MN/DOT	WBL - ERSKINE TO FOSSTON & EBL IN MCINTOSH, RESURFACING (2005 PARTNERSHIP PROJECT)	10.8	RS	CRACK AND OVERLAY	STP	2,500,000	2,000,000	0	0	500,000	0

ATP: 2  
Fiscal Year: 2006

STIP for FY 2006-2008

Seq #	Route System	Project Number	Agency	Description	Miles	Program	Type of Work	Proposed Funds	Total	FHWA	AC	FTA	TH	Other
229	TH 11	3604-66	MN/DOT	BETWEEN CLEMENTSON & INDUS, REPLACE BRS 8033, 8029, 8024, 6014, & BR 6317 (BOX CULVERTS) (\$2,000,000 FROM ATP 1, SEE 3604-66M FOR FUNDING)	25.7	BR	BRIDGE REPLACEMENT	STP	0	0	0	0	0	0
230	CSAH 28	2901-19	HUBBARD COUNTY	TH 34 TO TH 71, RECONSTRUCTION (2006 PARTNERSHIP PROJECT) SEE 29-628-01 FOR LOCAL PORTION	2.0	RC	GRADE AND SURFACE	SF	10,000	0	0	0	10,000	0
231	TH 64	2903-10	MN/DOT	N JCT TH 87 TO HUBBARD CO RD 33, RECONSTRUCTION	6.0	RC	GRADE AND SURFACE	STP	5,400,000	4,320,000	0	0	1,080,000	0
232	TH 71	0410-46	MN/DOT	INSTALL LIGHTING AT INTERSECTION TH 71 & BELTRAMI CSAH 15 (NB & SB), N OF BEMIDJI & INTERSECTION TH 2 & TH 59 (EB & WB) E OF ERSKINE	0.0	SH	LIGHTING	HES	200,000	180,000	0	0	20,000	0
233	TH 75	3508-25	MN/DOT	BUILDING REMOVAL IN DONALDSON	0.0	SC	BUILDING REMOVAL	SF	50,000	0	0	0	50,000	0
234	TH 75	3509-21	MN/DOT	6.1 MI N OF HALLOCK, REPLACE BR 6874	0.0	BR	BRIDGE REPLACEMENT	SF	950,000	0	0	0	950,000	0
235	TH 113	5413-10	MN/DOT	SYRE TO 9 MI E, RECLAIM	9.0	RS	BITUMINOUS RECLAMATION	STP	1,440,000	1,152,000	0	0	288,000	0
236	TH 171	3507-12	MN/DOT	E END OF BR 35007 TO TH 75 IN ST VINCENT, RECONSTRUCTION (2004 PARTNERSHIP PROJECT) (EARLY STEEL LETTING, SEE SP 3507-35010A)	1.7	RC	GRADE, SURFACE & BRIDGE	STP	2,426,080	1,940,864	0	0	485,216	0
237	TH 171	3507-35010A	MN/DOT	EARLY STEEL PROJECT FOR BR 35010, AT ST. VINCENT (STATE FURNISHED MATERIAL ON SP 3507-12 FOR STEEL PURCHASE)	0.0	BR	STEEL FOR NEW BRIDGE	SF	720,000	0	0	0	720,000	0
238	TH 175	3515-13	MN/DOT	TH 175 & BROADWAY IN HALLOCK, INSTALL GATES	0.0	SR	RR X-ING IMPROVEMENTS	RRS	150,000	135,000	0	0	15,000	0
239	TH 200	1505-21	MN/DOT	500' E OF CLEARWATER CSAH 2 (N ENTRANCE TO ITASCA STATE PARK) TO W JCT TH 71, RESURFACING	6.6	RS	MILL AND OVERLAY	SF	1,130,000	0	0	0	1,130,000	0
240	TH 313	6810-09	MN/DOT	RR X-ING IN WARROAD, UPGRADE SURFACE "ELLA"	0.0	SC	RAILROAD SURFACING	SF	200,000	0	0	0	200,000	0
241	TH 317	4514-01	MN/DOT	1.5 MI W OF TH 220, OVERLAY BR 5872, (ELLA) (ND SHARE = \$141,823)	0.0	RX	BRIDGE OVERLAY	SF	218,350	0	0	0	109,175	109,175
242	TH 999	8822-33	MN/DOT	DISTRICTWIDE GUARD RAIL END TREATMENT REPLACEMENTS	0.0	SH	GUARD RAIL	HES	488,400	161,400	0	0	327,000	0
243	TH 999	8802-AM-06	MN/DOT	DISTRICTWIDE SETASIDE - MUNICIPAL AGREEMENTS - FY 2006	0.0	AM	COOP. CONST. AGREEMENT	SF	200,000	0	0	0	200,000	0

ATP: 2  
Fiscal Year: 2006

STIP for FY 2006-2008

Seq #	Route System	Project Number	Agency	Description	Miles	Program	Type of Work	Proposed Funds	Total	FHWA	AC	FTA	TH	Other
244	TH 999	8802-CA-06	MN/DOT	DISTRICTWIDE SETASIDES - CONSULTANT AGREEMENTS - FY 2006	0.0	CA	MISCELLANEOUS	SF	1,000,000	0	0	0	1,000,000	0
245	TH 999	8802-MA-06	MN/DOT	DISTRICTWIDE SETASIDE - MISC AGREEMENTS - FY 2006	0.0	MA	SUPP. AGREE. & COST OVERRUNS	SF	500,000	0	0	0	500,000	0
246	TH 999	8802-PM-06	MN/DOT	DISTRICTWIDE SETASIDE - PREVENTIVE MAINTENANCE - FY 2006	0.0	PM	ROAD REPAIR	SF	1,700,000	0	0	0	1,700,000	0
247	TH 999	8802-RW-06	MN/DOT	DISTRICTWIDE SETASIDE - RIGHT OF WAY - FY 2006	0.0	RW	RIGHT OF WAY	SF	1,000,000	0	0	0	1,000,000	0
248	TH 999	8802-RX-06	MN/DOT	DISTRICTWIDE SETASIDE - ROAD REPAIR - FY 2006	0.0	RX	ROAD REPAIR	SF	2,153,825	0	0	0	2,153,825	0
249	TH 999	8802-SA-06	MN/DOT	DISTRICTWIDE SETASIDE - SUPP AGREEMENTS/OVERRUNS - FY 2006	0.0	SA	SUPP. AGREE. & COST OVERRUNS	SF	1,500,000	0	0	0	1,500,000	0
Summary for Year = 2006 (55 projects)									\$45,522,412	\$20,142,721	\$0	\$510,349	\$18,211,736	\$6,657,606

ATP: 2  
Fiscal Year: 2007

STIP for FY 2006-2008

Seq #	Route System	Project Number	Agency	Description	Miles	Program	Type of Work	Proposed Funds	Total	FHWA	AC	FTA	TH	Other
250	BB	TRF-0006-07	MN/DOT	SECT 5311: PAUL BUNYAN TRANSIT OPERATING ASSISTANCE	0.0	OB	OPERATE BUS	FTA	523,240	0	0	107,105	0	416,135
251	BB	TRF-0018-07A	EAST GRAND FORKS TRANSIT	SECT 5307: EAST GRAND FORKS DAR TRANSIT OPERATING ASSISTANCE	0.0	B9	OPERATE BUS	LF	60,000	0	0	8,350	0	51,650
252	BB	TRF-0018-07B	EAST GRAND FORKS TRANSIT	SECT 5307: EAST GRAND FORKS FIXED ROUTE TRANSIT OPERATING ASSISTANCE	0.0	B9	OPERATE BUS	FTA	205,000	0	0	62,700	0	142,300
253	BB	TRF-0018-07C	EAST GRAND FORKS TRANSIT	SECT 5307: EAST GRAND FORKS TRANSIT SHELTER	0.0	B9	BUS GRANT CAPITAL IMPROVEMENT	FTA	80,000	0	0	64,000	0	16,000
254	BB	TRF-0058-07	MN/DOT	SECT 5311: TRI-VALLEY TRANSIT OPERATING ASSISTANCE	0.0	OB	OPERATE BUS	FTA	557,961	0	0	111,603	0	446,358
255	BB	TRF-1010-07	MN/DOT	SECT 5311: HUBBARD COUNTY TRANSIT OPERATING ASSISTANCE	0.0	OB	OPERATE BUS	FTA	185,585	0	0	31,145	0	154,440
256	BB	TRF-2487-07	MN/DOT	SECT 5311: CITY OF FOSSTON TRANSIT OPERATING ASSISTANCE	0.0	OB	OPERATE BUS	FTA	57,484	0	0	10,128	0	47,356
257	BB	TRF-3084-07	MN/DOT	SECT 5311: ROSEAU COUNTY TRANSIT OPERATING ASSISTANCE	0.0	OB	OPERATE BUS	FTA	239,990	0	0	48,938	0	191,052
258	BB	TRF-8819-07	MN/DOT	SECT 5311: RED LAKE RESERVATION TRANSIT OPERATING ASSISTANCE	0.0	OB	OPERATE BUS	FTA	148,382	0	0	67,030	0	81,352
259	BB	TRS-0006-07	MN/DOT	PAUL BUNYAN TRANSIT, PURCHASE 2 BUSES (CLASS 400)	0.0	TR	PURCHASE BUS	STP	114,000	91,200	0	0	0	22,800
260	BB	TRS-0018-07	EAST GRAND FORKS TRANSIT	SECT 5307: EAST GRAND FORKS RR PURCHASE 1 BUS (CLASS 700)	0.0	B9	PURCHASE BUS	FTA STP	192,170	28,000	0	131,500	0	32,670
261	BB	TRS-0058-07	MN/DOT	TRI-VALLEY TRANSIT, PURCHASE 1 BUS (CLASS 400)	0.0	TR	PURCHASE BUS	STP	57,000	45,600	0	0	0	11,400
262	BB	TRS-3084-07	MN/DOT	ROSEAU COUNTY - PURCHASE 1 BUS (CLASS 400)	0.0	TR	PURCHASE BUS	STP	57,000	45,600	0	0	0	11,400
263	BB	TRS-9036-07	MN/DOT	DISTRICTWIDE TRANSIT SETASIDE - FY 2007	0.0	TR	PURCHASE BUS	STP	39,600	39,600	0	0	0	0
264	CSAH 12	04-612-14	BELTRAMI COUNTY	BELTRAMI CSAH 19 TO FARMSTEAD LANE NE, RECONSTRUCTION	5.5	RC	GRADE AND SURFACE	STP	1,250,000	875,000	0	0	0	375,000
265	CSAH 45	29-645-12	HUBBARD COUNTY	CSAH 16 TO CSAH 9 IN HUBBARD CO, BASE & BITUMINOUS	6.3	RC	GRADE AND SURFACE	STP	756,000	529,200	0	0	0	226,800
266	TWN 177	39-598-35	LAKE OF THE WOODS COUNTY	0.2 MI E OF LAKE OF THE WOODS TWN 76, REPLACE BR L-8948	0.0	BR	BRIDGE REPLACEMENT	BROS	235,000	164,500	0	0	0	70,500

ATP: 2  
Fiscal Year: 2007

STIP for FY 2006-2008

Seq #	Route System	Project Number	Agency	Description	Miles	Program	Type of Work	Proposed Funds	Total	FHWA	AC	FTA	TH	Other
267	TWN 88	39-598-52	LAKE OF THE WOODS COUNTY	0.3 MI W OF LAKE OF THE WOODS CR 75, REPLACE BR L-9254	0.0	BR	BRIDGE REPLACEMENT	BROS	380,000	266,000	0	0	0	114,000
268	CSAH 17	45-617-11	MARSHALL COUNTY	6 MI NE OF ALVARADO, REPLACE BR 7457	0.0	BR	BRIDGE REPLACEMENT	BROS	315,000	240,000	0	0	0	75,000
269	CSAH 54	45-654-15	MARSHALL COUNTY	MARSHALL CO 10 TON CORRIDOR ANALYSIS, RECONSTRUCTION	8.6	RC	GRADE AND SURFACE	LF	1,800,000	0	0	0	0	1,800,000
270	CSAH 39	54-639-02	NORMAN COUNTY	1 MI W OF PERLEY, REPLACE BR 6632 (2007 PARTNERSHIP PROJECT)	0.0	BR	BRIDGE REPLACEMENT	STP	3,500,000	1,050,000	0	0	0	2,450,000
271	CSAH 27	57-627-11	PENNINGTON COUNTY	PENNINGTON CO 10 TON CORRIDOR ANALYSIS, RECONSTRUCTION	7.1	RC	GRADE AND SURFACE	LF	1,900,000	0	0	0	0	1,900,000
272	CSAH 28	57-628-04	PENNINGTON COUNTY	PENNING CO 10 TON CORRIDOR ANALYSIS, RECONSTRUCTION	3.5	RC	GRADE AND SURFACE	LF	950,000	0	0	0	0	950,000
273	CSAH 2	60-602-17	POLK COUNTY	TH 92 TO 6 MI N, (10 TON CORRIDOR FROM GULLY TO ROSEAU) (2007 PARTNERSHIP PROJECT), GRADE & SURFACE	6.0	RC	GRADE AND SURFACE	STP	2,500,000	1,750,000	0	0	0	750,000
274	CSAH 2	60-602-18	POLK COUNTY	POLK CO 10 TON CORRIDOR ANALYSIS, RECONSTRUCTION	5.2	RC	GRADE AND SURFACE	LF	1,440,000	0	0	0	0	1,440,000
275	CSAH 6	68-606-10	ROSEAU COUNTY	W ROSEAU COUNTY LINE TO TH 32, RESURFACING	10.1	RS	BITUMINOUS OVERLAY	STP	600,000	420,000	0	0	0	180,000
276	CITY	105-120-02	BEMIDJI	IN BEMIDJI - ON 1ST ST SE, TH 197 TO LAKE AVE NE (BELTRAMI CSAH 12), RECONDITIONING	1.0	RD	BITUMINOUS RECLAMATION	STP	500,000	375,000	0	0	0	125,000
277	PED/BIKE	115-020-03	CROOKSTON	CROOKSTON PERIMETER HIKING & BIKING TRAILS	1.8	EN	PEDESTRIAN BIKE TRAIL	EN	197,400	157,920	0	0	0	39,480
278	PED/BIKE	119-090-05	EAST GRAND FORKS	IN EGF - 4TH ST NW BIKE/PED UNDERPASS	0.0	EN	PEDESTRIAN BIKE TRAIL	EN	225,000	180,000	0	0	0	45,000
279	MSAS 13	119-124-01	EAST GRAND FORKS	EGF - EXTEND 13TH ST SE FROM 17TH AVE SE TO BYGLAND RD	0.2	SH	GRADE AND SURFACE	HES	900,000	255,000	0	0	0	645,000
280	TH 1	0402-05	MN/DOT	ON TH 89 FROM N RESERVATION LINE TO TH 1 & 89, (RP 54.0 TO 59.0; 5.0 MI), & ON TH 1 FROM TH 1 & 89, S TO 0.5 MI S OF BR 15005, RESURFACING	17.5	RS	BITUMINOUS OVERLAY	SF	1,100,000	0	0	0	1,100,000	0
281	TH 1	0403-07	MN/DOT	OUTLET BR 15005 TO S JCT TH 89 & TH 89 FROM S RESERVATION LINE TO S JCT TH 1, RESURFACING	19.9	RS	BITUMINOUS OVERLAY	STP	1,900,000	1,520,000	0	0	380,000	0
282	TH 2	6002-60	MN/DOT	EBL & WBL - W OF N JCT OF TH 75 TO GROVELAND AVE IN CROOKSTON, RESURFACING (2007 PARTNERSHIP PROJECT)	2.2	RS	MILL AND OVERLAY	STP	1,000,000	800,000	0	0	200,000	0

ATP: 2  
Fiscal Year: 2007

STIP for FY 2006-2008

Seq #	Route System	Project Number	Agency	Description	Miles	Program	Type of Work	Proposed Funds	Total	FHWA	AC	FTA	TH	Other
283	TH 9	6010-24	MN/DOT	SE OF CROOKSTON, INSTALL NEW CANTS & ADD GATES	0.0	SR	RR X-ING IMPROVEMENTS	RRS	230,000	207,000	0	0	23,000	0
284	TH 32	5402-06	MN/DOT	CLAY/NORMAN CO LINE TO S JCT TH 200 & ON TH 200 FROM S JCT TH 32 TO 2.0 MI N, RESURFACING	12.3	RS	MILL AND OVERLAY STP		1,700,000	1,360,000	0	0	340,000	0
285	TH 32	5404-25	MN/DOT	1.9 MI N OF TWIN VALLEY, REPLACE BR 9019	0.0	BR	BRIDGE REPLACEMENT	SF	1,230,000	0	0	0	1,230,000	0
286	TH 32	5703-42	MN/DOT	ST HILAIRE TO THIEF RIVER FALLS, RESURFACING, BIT ON SHLDS, REPAIR BLOWUP	5.2	RS	MILL AND OVERLAY STP		1,600,000	1,280,000	0	0	320,000	0
287	TH 34	2901-18	MN/DOT	IN PARK RAPIDS - W LIM TO JCT CSAH 4 (E OF PARK RAPIDS) (BAP PROJECT, PAYBACK IN 2008), GRADE & SURFACE	3.1	RC	SURFACING	STP BF	4,340,000	490,000	5,543,000	0	0	3,850,000
287	TH 34	2901-18L	MN/DOT	IN PARK RAPIDS - W LIM TO JCT CSAH 4 (E OF PARK RAPIDS) (BAP PROJECT, PAYBACK IN 2008), GRADE & SURFACE	3.1	RC	SURFACING	STP	117,000	93,600	0	0	0	23,400
288	TH 72	0413-31	MN/DOT	RESURFACE SHOOKS TO WASKISH & REPLACE BR 91117, 0.5 MI N OF TH 1 (SHOOKS), (BOX CULVERT)	21.6	RS	MILL AND OVERLAY STP		3,319,400	2,655,520	0	0	663,880	0
289	TH 87	2909-15	MN/DOT	TH 71 TO TH 64 (MILL & INLAY) & FLATTEN CURVE, WITH ADDITION OF SHLDS, 11.1 MI E OF TH 71	18.7	RS	MILL AND INLAY	SF	1,200,000	0	0	0	1,200,000	0
289	TH 87	2909-15S	MN/DOT	TH 71 TO TH 64 (MILL & INLAY) & FLATTEN CURVE, WITH ADDITION OF SHLDS, 11.1 MI E OF TH 71	18.7	SH	MILL AND INLAY	HES	400,000	360,000	0	0	40,000	0
290	TH 89	4508-24	MN/DOT	1.0 MI S OF THE MARSHALL/ROSEAU COUNTY LINE, NEW SUPERSTRUCTURE ON BR 9236	0.0	BI	BRIDGE REPAIR	SF	200,000	0	0	0	200,000	0
291	TH 89	6806-20	MN/DOT	WANNASKA TO TH 11 IN ROSEAU, RESURFACING	13.8	RS	BITUMINOUS OVERLAY	STP	2,500,000	2,000,000	0	0	500,000	0
292	TH 200	1505-15002	MN/DOT	0.6 MI W OF CLEARWATER CSAH 2 (N ITASCA STATE PARK ENTRANCE), LOW SLUMP OVERLAY ON BR 15002	0.0	BI	BRIDGE OVERLAY	SF	78,000	0	0	0	78,000	0
293	TH 999	8822-44	MN/DOT	DISTRICTWIDE GUARD RAIL END TREATMENT REPLACEMENTS	0.0	SH	GUARD RAIL	HES	300,000	270,000	0	0	30,000	0
294	TH 999	8802-AM-07	MN/DOT	DISTRICTWIDE SETASIDE - MUNICIPAL AGREEMENTS - FY 2007	0.0	AM	COOP. CONST. AGREEMENT	SF	500,000	0	0	0	500,000	0
295	TH 999	8802-CA-07	MN/DOT	DISTRICTWIDE SETASIDE - CONSULTANT AGREEMENTS - FY 2007	0.0	CA	MISCELLANEOUS	SF	1,000,000	0	0	0	1,000,000	0
296	TH 999	8802-MA-07	MN/DOT	DISTRICTWIDE SETASIDE - MISC AGREEMENTS - FY 2007	0.0	MA	SUPP. AGREE. & COST OVERRUNS	SF	200,000	0	0	0	200,000	0

ATP: 2  
Fiscal Year: 2007

STIP for FY 2006-2008

Seq #	Route System	Project Number	Agency	Description	Miles	Program	Type of Work	Proposed Funds	Total	FHWA	AC	FTA	TH	Other
297	TH 999	8802-PM-07	MN/DOT	DISTRICTWIDE SETASIDE - PREVENTIVE MAINTENANCE - FY 2007	0.0	PM	ROAD REPAIR	SF	2,460,000	0	0	0	2,460,000	0
298	TH 999	8802-RW-07	MN/DOT	DISTRICTWIDE SETASIDE - RIGHT OF WAY - FY 2007	0.0	RW	RIGHT OF WAY	SF	3,300,000	0	0	0	3,300,000	0
299	TH 999	8802-RX-07	MN/DOT	DISTRICTWIDE SETASIDE - ROAD REPAIR - FY 2007	0.0	RX	ROAD REPAIR	SF	2,200,000	0	0	0	2,200,000	0
300	TH 999	8802-SA-07	MN/DOT	DISTRICTWIDE SETASIDE - SUPP AGREEMENTS/OVERRUNS - FY 2007	0.0	SA	SUPP. AGREE. & COST OVERRUNS	SF	2,300,000	0	0	0	2,300,000	0
Summary for Year = 2007 (53 projects)									\$53,140,212	\$17,548,740	\$5,543,000	\$642,499	\$18,264,880	\$16,684,093

ATP: 2  
Fiscal Year: 2008

STIP for FY 2006-2008

Seq #	Route System	Project Number	Agency	Description	Miles	Program	Type of Work	Proposed Funds	Total	FHWA	AC	FTA	TH	Other
301	BB	TRF-0006-08	MN/DOT	SECT 5311: PAUL BUNYAN TRANSIT OPERATING ASSISTANCE	0.0	OB	OPERATE BUS	FTA	538,937	0	0	107,105	0	431,832
302	BB	TRF-0018-08A	EAST GRAND FORKS TRANSIT	SECT 5307: EAST GRAND FORKS DAR TRANSIT OPERATING ASSISTANCE	0.0	B9	OPERATE BUS	LF	62,000	0	0	8,820	0	53,180
303	BB	TRF-0018-08B	EAST GRAND FORKS TRANSIT	SECT 5307: EAST GRAND FORKS FIXED ROUTE TRANSIT OPERATING ASSISTANCE	0.0	B9	OPERATE BUS	FTA	210,000	0	0	61,900	0	148,100
304	BB	TRF-0018-08C	EAST GRAND FORKS TRANSIT	SECT 5307: EAST GRAND FORKS TRANSIT SHELTER	0.0	B9	BUS GRANT CAPITAL IMPROVEMENT	FTA	40,000	0	0	32,000	0	8,000
305	BB	TRF-0058-08	MN/DOT	SECT 5311: TRI-VALLEY TRANSIT OPERATING ASSISTANCE	0.0	OB	OPERATE BUS	FTA	574,700	0	0	111,603	0	463,097
306	BB	TRF-1010-08	MN/DOT	SECT 5311: HUBBARD COUNTY TRANSIT OPERATING ASSISTANCE	0.0	OB	OPERATE BUS	FTA	191,153	0	0	31,145	0	160,008
307	BB	TRF-2487-08	MN/DOT	SECT 5311: CITY OF FOSSTON TRANSIT OPERATING ASSISTANCE	0.0	OB	OPERATE BUS	FTA	59,209	0	0	10,128	0	49,081
308	BB	TRF-3084-08	MN/DOT	SECT 5311: ROSEAU COUNTY TRANSIT OPERATING ASSISTANCE	0.0	OB	OPERATE BUS	FTA	247,190	0	0	48,938	0	198,252
309	BB	TRF-8819-08	MN/DOT	SECT 5311: RED LAKE RESERVATION TRANSIT OPERATING ASSISTANCE	0.0	OB	OPERATE BUS	FTA	152,833	0	0	67,030	0	85,803
310	BB	TRS-0058-08	MN/DOT	TRI-VALLEY TRANSIT, PURCHASE 1 BUS (CLASS 500)	0.0	TR	PURCHASE BUS	STP	103,000	82,400	0	0	0	20,600
311	BB	TRS-1010-08	MN/DOT	HUBBARD COUNTY, PURCHASE 1 BUS (CLASS 400)	0.0	TR	PURCHASE BUS	STP	59,000	47,200	0	0	0	11,800
312	BB	TRS-3084-08	MN/DOT	ROSEAU COUNTY, PURCHASE 1 BUS (CLASS 400)	0.0	TR	PURCHASE BUS	STP	59,000	47,200	0	0	0	11,800
313	BB	TRS-8819-08	MN/DOT	RED LAKE TRANSIT, PURCHASE 1 BUS (CLASS 400)	0.0	TR	PURCHASE BUS	STP	59,000	47,200	0	0	0	11,800
314	BB	TRS-9036-08	MN/DOT	DISTRICTWIDE TRANSIT SETASIDE - FY 2008	0.0	TR	PURCHASE BUS	STP	26,000	26,000	0	0	0	0
315	RR	60-00119	MN/DOT	IN FOSSTON - RR X-ING AT MARK AVE, MUN 41 - INSTALL GATES	0.0	SR	RAILROAD SIGNALS	RRS	200,000	180,000	0	0	0	20,000
316	EN	04-090-02	BELTRAMI COUNTY	CITY OF BLACKDUCK, BIKE/PED COMMUNITY TRAIL	2.0	EN	PEDESTRIAN BIKE TRAIL	EN	308,700	246,960	0	0	0	61,740
317	CSAH 1	39-601-22AC	LAKE OF THE WOODS COUNTY	IN BAUDETTE, 1,440 FT S OF 5TH ST TO TH 11, RECONSTRUCTION (AC PAYBACK)	0.6	RC	GRADE AND SURFACE	STP	400,000	400,000	0	0	0	0

ATP: 2  
Fiscal Year: 2008

STIP for FY 2006-2008

Seq #	Route System	Project Number	Agency	Description	Miles	Program	Type of Work	Proposed Funds	Total	FHWA	AC	FTA	TH	Other
318	CR 160	54-598-36	NORMAN COUNTY	1.2 MI N OF NORMAN CSAH 27, REPLACE BR 89775	0.0	BR	BRIDGE REPLACEMENT	BROS	280,000	200,000	0	0	0	80,000
319	CSAH 8	60-608-12	POLK COUNTY	N LIMITS OF MCINTOSH TO POLK/RED LAKE COUNTY LINE, RECONSTRUCTION	8.1	RC	GRADE AND SURFACE	STP	1,555,200	1,100,000	0	0	0	455,200
320	CSAH 41	60-641-23	POLK COUNTY	TH 102 TO POLK CSAH 12, RECONSTRUCTION	8.1	RC	GRADE AND SURFACE	STP	1,440,000	900,000	0	0	0	540,000
321	PED/BIKE	68-090-03	ROSEAU COUNTY	ROSEAU RIVER BIKE/PED TRAIL - PHASE II	0.5	EN	PEDESTRIAN BIKE TRAIL	EN	117,500	94,000	0	0	0	23,500
322	PED/BIKE	105-090-03	BELTRAMI COUNTY	CITY OF BEMIDJI, MIDWAY/EAST-WEST BIKE/PED TRAIL, PAVING	1.7	EN	PEDESTRIAN BIKE TRAIL	EN	197,000	157,600	0	0	0	39,400
323	CITY	170-115-08	THIEF RIVER FALLS	GREENWOOD ST BRIDGE IN THIEF RIVER FALLS, NEW BRIDGE	0.0	BR	NEW BRIDGE	STP	2,000,000	577,500	0	0	0	1,422,500
324	TH 2	6003-27	MN/DOT	7 LOCATIONS - EB, MARCOUX CURVE; EB & WB, MENTOR CURVE; EB & WB, ERSKINE; EB & WB, MCINTOSH (FY 08 BARC), CONCRETE PAVEMENT REHAB	21.4	RS	CONCRETE PAVEMENT REHAB	SF	500,000	0	0	0	500,000	0
325	TH 11	3604-71	MN/DOT	LAKE OF THE WOODS /KOOCHICHING CO LINE TO KOOCHICHING CSAH 4, RESURFACING (ELLA) (ATP 1 \$1,700,000)	10.5	RS	MILL AND OVERLAY	STP	0	0	0	0	0	0
326	TH 11	3901-39	MN/DOT	WILLIAMS TO CO RD 66	8.6	RS	MILL AND OVERLAY	STP	1,000,000	800,000	0	0	200,000	0
327	TH 11	3902-21	MN/DOT	IN CLEMENTSON, REDECK BR 5557	0.0	BI	REDECK	STP	1,300,000	1,040,000	0	0	260,000	0
328	TH 34	1105-08	MN/DOT	E JCT TH 64 TO TH 371 IN WALKER, (PLUS \$1,260,600 ATP 3 FUNDS, SEE 1105-08M), RESURFACING (ELLA)	9.7	RS	MILL AND OVERLAY	SF	610,000	0	0	0	610,000	0
329	TH 34	2901-18AC	MN/DOT	IN PARK RAPIDS - W LIM TO JCT CSAH 4 (E OF PARK RAPIDS)(BAP PAYBACK)	3.1	RC	SURFACING	STP BF	5,642,000	5,642,000	0	0	0	0
330	TH 59	6009-13	MN/DOT	ERSKINE TO BROOKS, RESURFACING	11.0	RS	MILL AND OVERLAY	SF	2,000,000	0	0	0	2,000,000	0
331	TH 71	0410-45	MN/DOT	END OF 4 LANE HIGHWAY TO TURTLE RIVER, RESURFACING	5.3	RS	MILL AND OVERLAY	SF	1,000,000	0	0	0	1,000,000	0
332	TH 71	2904-17	MN/DOT	S OF PARK RAPIDS, JCT TH 87 & TH 71, LIGHTING & TURN LANES	0.0	SH	LIGHTING	HES	225,000	202,500	0	0	22,500	0
333	TH 75	3508-24	MN/DOT	0.5 MI S OF DONALDSON & 5.6 MI N OF WARREN, REPLACE BR 1133 & BR 2643 (BOX CULVERTS) (ELLA)	0.0	BR	BRIDGE REPLACEMENT	SF	900,000	0	0	0	900,000	0
334	TH 75	6012-42	MN/DOT	USTH 75 BYPASS W OF CROOKSTON - INSTALL NEW CANTS & ADD GATES	0.0	SR	RAILROAD SIGNALS	RRS	250,000	225,000	0	0	25,000	0

August 25, 2005

Project Listing Page III-28 of 130

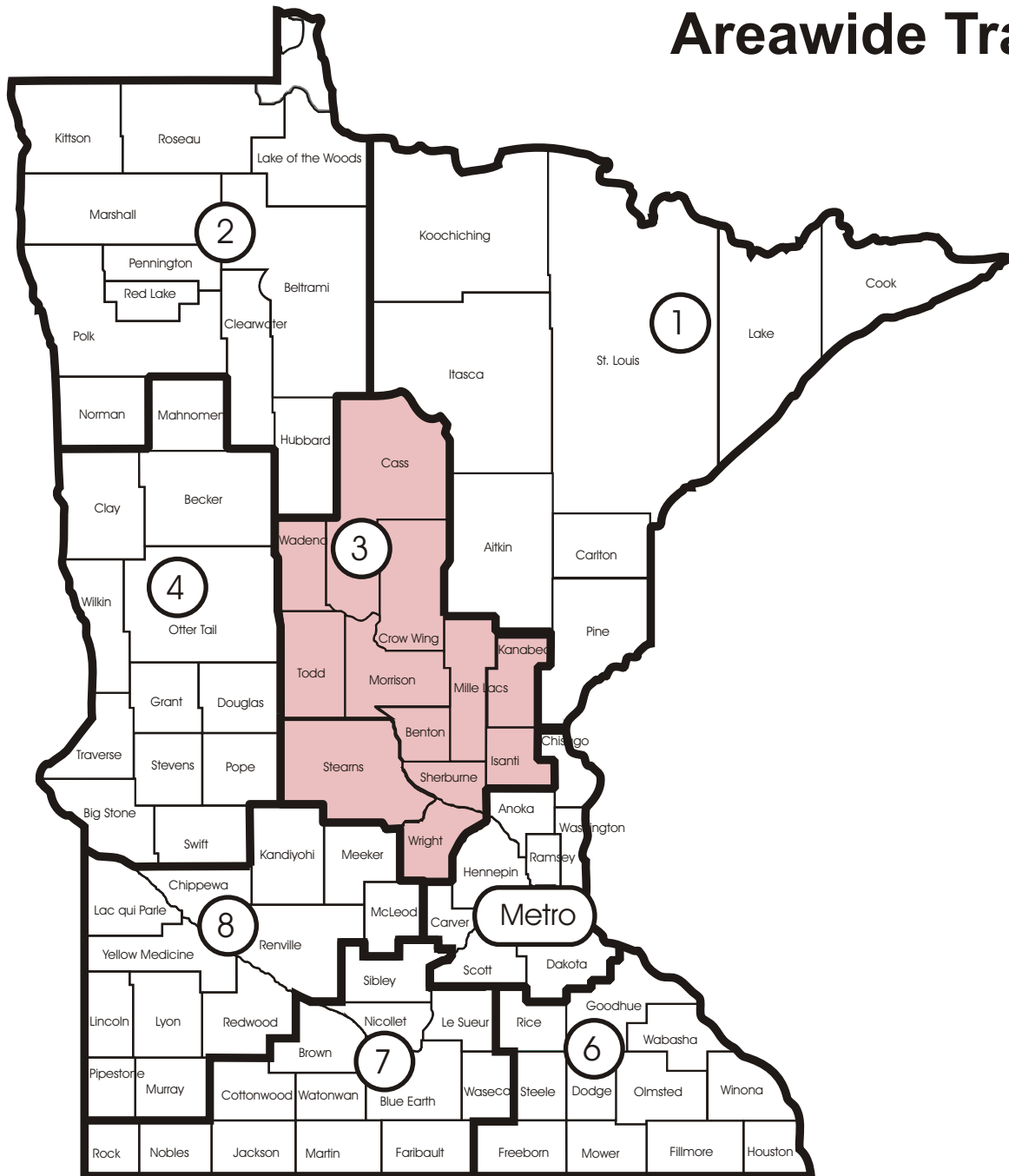
ATP: 2  
Fiscal Year: 2008

STIP for FY 2006-2008

Seq #	Route System	Project Number	Agency	Description	Miles	Program	Type of Work	Proposed Funds	Total	FHWA	AC	FTA	TH	Other
335	TH 175	3516-15	MN/DOT	0.5 MI E OF TH 75, 1.2 MI S OF SHELLY, & 1.2 MI S OF ALVARADO: BR 35006, BR 6734, & BR 45003, LOW SLUMP OVERLAYS	0.0	BI	BRIDGE OVERLAY	SF	610,000	0	0	0	610,000	0
336	TH 197	0416-34	MN/DOT	IN BEMIDJI - 3RD STREET TO 23RD STREET, RECONSTRUCTION	1.4	RC	GRADE AND SURFACE	STP	6,000,000	4,800,000	0	0	1,200,000	0
337	TH 200	1112-09	MN/DOT	HUBBARD CSAH 71B & TH 200 IN LAPORTE TO TH 371, (PLUS \$345,210 ATP 3 FUNDS, SEE 1112-09M), RESURFACING	7.3	RS	BITUMINOUS OVERLAY	SF	1,454,790	0	0	0	1,454,790	0
338	TH 220	4512-36	MN/DOT	0.04 MI N OF TH 317 & 5.4 MI N OF TH 317, REDECK BR 9625 & BR 9627	0.0	BI	REDECK	SF	600,000	0	0	0	600,000	0
339	TH 999	8802-AM-08	MN/DOT	DISTRICTWIDE SETASIDE - MUNICIPAL AGREEMENTS - FY 2008	0.0	AM	COOP. CONST. AGREEMENT	SF	500,000	0	0	0	500,000	0
340	TH 999	8802-CA-08	MN/DOT	DISTRICTWIDE SETASIDE - CONSULTANT AGREEMENTS - FY 2008	0.0	CA	MISCELLANEOUS	SF	1,000,000	0	0	0	1,000,000	0
341	TH 999	8802-MA-08	MN/DOT	DISTRICTWIDE SETASIDE - MISC AGREEMENTS - FY 2008	0.0	MA	SUPP. AGREE. & COST OVERRUNS	SF	200,000	0	0	0	200,000	0
342	TH 999	8802-PM-08	MN/DOT	DISTRICTWIDE SETASIDE - PREVENTIVE MAINTENANCE - FY 2008	0.0	PM	ROAD REPAIR	SF	2,000,000	0	0	0	2,000,000	0
343	TH 999	8802-RW-08	MN/DOT	DISTRICTWIDE SETASIDE - RIGHT OF WAY - FY 2008	0.0	RW	RIGHT OF WAY	SF	400,000	0	0	0	400,000	0
344	TH 999	8802-RX-08	MN/DOT	DISTRICTWIDE SETASIDE - ROAD REPAIR - FY 2008	0.0	RX	ROAD REPAIR	SF	1,800,000	0	0	0	1,800,000	0
345	TH 999	8802-SA-08	MN/DOT	DISTRICTWIDE SETASIDE - SUPP AGREEMENTS/OVERRUNS - FY 2008	0.0	SA	SUPP. AGREE. & COST OVERRUNS	SF	1,500,000	0	0	0	1,500,000	0
Summary for Year = 2008 (45 projects)									\$38,372,212	\$16,815,560	\$0	\$478,669	\$16,782,290	\$4,295,693



# Areawide Transportation Partnership (ATP) Boundaries



## DISTRICT 3

Transportation District Engineer

**Bob Busch**

**(218) 828-2463**

**7694 Industrial Park Road**

**Baxter, Minnesota 56425-8096**

**General Information: (218) 828-2460**

**1-800-657-3971**

**FAX: (218) 828-2210**

ATP: 3  
Fiscal Year: 2006

STIP for FY 2006-2008

Seq #	Route System	Project Number	Agency	Description	Miles	Program	Type of Work	Proposed Funds	Total	FHWA	AC	FTA	TH	Other
346	BB	TRF-0042-06	MN/DOT	SECT 5311: CITY OF PINE RIVER TRANSIT OPERATING ASSISTANCE	0.0	OB	OPERATE BUS	FTA	61,641	0	0	14,248	0	47,393
347	BB	TRF-0048-06	ST CLOUD	SECT 5309: TRANSIT CAPITAL PURCHASES, FIXED ROUTE BALANCE OF 1 LARGE BUS PURCHASE	0.0	B3	PURCHASE BUS	FTA	219,718	0	0	175,774	0	43,944
348	BB	TRF-0048-06A	ST CLOUD	SECT 5307: DIAL A RIDE TRANSIT SERVICE OPERATING ASSISTANCE	0.0	B9	OPERATE BUS	LF	1,800,000	0	0	0	0	1,800,000
349	BB	TRF-0048-06B	ST CLOUD	SECT 5307: FIXED ROUTE TRANSIT SERVICE OPERATING ASSISTANCE	0.0	B9	OPERATE BUS	FTA	4,550,000	0	0	523,000	0	4,027,000
350	BB	TRF-0048-06C	ST CLOUD	SECT 5307: TRANSIT CAPITAL PURCHASES, ELECTRONIC FAREBOXES	0.0	B9	BUS GRANT CAPITAL IMPROVEMENT	FTA	48,000	0	0	38,400	0	9,600
351	BB	TRF-0048-06D	ST CLOUD	SECT 5307: TRANSIT CAPITAL PURCHASES, OFFICE EQUIPMENT AND COMPUTERS	0.0	B9	BUS GRANT CAPITAL IMPROVEMENT	FTA	25,000	0	0	20,000	0	5,000
352	BB	TRF-0048-06E	ST CLOUD	SECT 5307: TRANSIT CAPITAL PURCHASES, MAINTENANCE TOOLS AND EQUIPMENT	0.0	B9	BUS GRANT CAPITAL IMPROVEMENT	FTA	10,000	0	0	8,000	0	2,000
353	BB	TRF-0048-06F	ST CLOUD	SECT 5307: TRANSIT CAPITALIZED PREVENTIVE MAINTENANCE	0.0	B9	BUS GRANT CAPITAL IMPROVEMENT	FTA	505,800	0	0	404,640	0	101,160
354	BB	TRF-0048-06G	ST CLOUD	SECT 5309: TRANSIT CAPITAL PURCHASES, ITS PROJECTS	0.0	B3	BUS GRANT CAPITAL IMPROVEMENT	FTA	300,000	0	0	240,000	0	60,000
355	BB	TRF-0048-06H	ST CLOUD	SECT 5309: TRANSIT CAPITAL PURCHASES, BUS SHELTER/BUS STOP PROGRAM	0.0	B3	BUS GRANT CAPITAL IMPROVEMENT	FTA	250,000	0	0	200,000	0	50,000
356	BB	TRF-0048-06I	ST CLOUD	SECT 5309: TRANSIT CAPITAL PURCHASES, DIAL A RIDE 2 SMALL BUSES	0.0	B3	PURCHASE BUS	FTA	175,000	0	0	140,000	0	35,000
357	BB	TRF-0048-06J	ST CLOUD	SECT 5309: TRANSIT CAPITAL PURCHASES, DIAL A RIDE RECONDITION SMALL BUSES	0.0	B3	PURCHASE BUS	FTA	25,000	0	0	20,000	0	5,000
358	BB	TRF-0048-06L	ST CLOUD	SECT 5309: OPERATIONS CENTER MAINTENANCE, VEHICLE & PARTS STORAGE ADDITION/IMPROVEMENTS	0.0	B3	PURCHASE BUS	FTA	470,853	0	0	376,682	0	94,171
359	BB	TRF-0048-06M	ST CLOUD	SECT 5307: FIXED ROUTE CAPITAL TROLLEY LEASE	0.0	B9	PURCHASE BUS	FTA	39,200	0	0	31,360	0	7,840
360	BB	TRF-0055-06	MN/DOT	SECT 5311: SHERBURNE COUNTY TRANSIT OPERATING ASSISTANCE	0.0	OB	OPERATE BUS	FTA	480,000	0	0	77,355	0	402,645

ATP: 3  
Fiscal Year: 2006

STIP for FY 2006-2008

Seq #	Route System	Project Number	Agency	Description	Miles	Program	Type of Work	Proposed Funds	Total	FHWA	AC	FTA	TH	Other
361	BB	TRF-0057-06	MN/DOT	SECT 5311: TRI-CAP TRANSIT OPERATING ASSISTANCE	0.0	OB	OPERATE BUS	FTA	366,691	0	0	61,423	0	305,268
362	BB	TRF-0130-06	MN/DOT	SECT 5311: ANNANDALE TRANSIT OPERATING ASSISTANCE	0.0	OB	OPERATE BUS	FTA	106,580	0	0	14,695	0	91,885
363	BB	TRF-2492-06	MN/DOT	SECT 5311: CITY OF MONTICELLO TRANSIT OPERATING ASSISTANCE (TO BE MERGED WITH RIVERRIDER)	0.0	OB	OPERATE BUS	FTA	61,200	0	0	12,014	0	49,186
364	BB	TRF-3303-06	MN/DOT	SECT 5311: MORRISON COUNTY TRANSIT OPERATING ASSISTANCE (TO BE MERGED WITH TRICAP)	0.0	OB	OPERATE BUS	FTA	170,000	0	0	30,207	0	139,793
365	BB	TRF-3449-06	MN/DOT	SECT 5311: CROW WING COUNTY/CITY OF BRAINERD TRANSIT OPERATING ASSISTANCE	0.0	OB	OPERATE BUS	FTA	712,820	0	0	153,182	0	559,638
366	BB	TRF-7068-06	MN/DOT	SECT 5311: ISANTI/COUNTY TRANSIT OPERATING ASSISTANCE	0.0	OB	OPERATE BUS	FTA	524,000	0	0	109,125	0	414,875
367	BB	TRF-7077-06	MN/DOT	SECT 5311: MILLE LACS COUNTY TRANSIT OPERATING ASSISTANCE	0.0	OB	OPERATE BUS	FTA	156,825	0	0	21,181	0	135,644
368	BB	TRF-9018-06	MN/DOT	SECT 5311: WADENA COUNTY OPERATING ASSISTANCE	0.0	OB	OPERATE BUS	FTA	198,000	0	0	40,875	0	157,125
369	BB	TRS-0048-06T	MN/DOT	ST CLOUD MTC, PURCHASE BUS (CLASS 700)	0.0	TR	PURCHASE BUS	STP	225,000	180,000	0	0	0	45,000
370	BB	TRS-0055-06	MN/DOT	RIVER RIDER TRANSIT, PURCHASE 1 BUS (CLASS 400)	0.0	TR	PURCHASE BUS	STP	54,000	43,200	0	0	0	10,800
371	BB	TRS-0055-08T	MN/DOT	RIVER RIDER, PURCHASE ONE BUS (CLASS 400)	0.0	TR	PURCHASE BUS	STP	54,000	43,200	0	0	0	10,800
372	BB	TRS-0057-06T	MN/DOT	TRI-CAP, PURCHASE BUS (CLASS 400)	0.0	TR	PURCHASE BUS	STP	54,000	43,200	0	0	0	10,800
373	BB	TRS-0130-06T	MN/DOT	ANNANDALE TRANSIT, PURCHASE BUS (CLASS 400)	0.0	TR	PURCHASE BUS	STP	54,000	43,200	0	0	0	10,800
374	BB	TRS-3303-06	MN/DOT	MORRISON CO TRANSIT, PURCHASE 1 BUS (CLASS 400)	0.0	TR	PURCHASE BUS	STP	54,000	43,200	0	0	0	10,800
375	BB	TRS-3449-06	MN/DOT	CROW WING COUNTY, PURCHASE 1 BUS (CLASS 400)	0.0	TR	PURCHASE BUS	STP	54,000	43,200	0	0	0	10,800
376	BB	TRS-7068-06	MN/DOT	ISANTI CO, PURCHASE 1 BUS (CLASS 400)	0.0	TR	PURCHASE BUS	STP	54,000	43,200	0	0	0	10,800
377	BB	TRS-7077-06	MN/DOT	MILLE LACS CO, PURCHASE 1 BUS (CLASS 400)	0.0	TR	PURCHASE BUS	STP	54,000	43,200	0	0	0	10,800
378	RR	11-00105	MN/DOT	E CASS CSAH 36/BN-SF RR CROSSING, SIGNALIZE	0.0	SR	RR X-ING IMPROVEMENTS	RRS	175,000	157,500	0	0	0	17,500
379	CSAH 4	11-604-14	CASS COUNTY	TH 200 TO CASS CSAH 52, RECONSTR, INCL INTERSECTION REALIGNMENT AT TH 200	1.6	RC	SHOULDER WIDENING	STP	700,000	356,462	0	0	0	343,538

ATP: 3  
Fiscal Year: 2006

STIP for FY 2006-2008

Seq #	Route System	Project Number	Agency	Description	Miles	Program	Type of Work	Proposed Funds	Total	FHWA	AC	FTA	TH	Other
380	CSAH 60	11-660-03	CASS COUNTY	TH 2 IN CASS LAKE TO CASS CSAH 75, GRADE, BASE, AND BIT	2.8	RC	GRADE AND SURFACE	STP	1,500,000	900,000	0	0	0	600,000
381	CITY	18-596-03	CROW WING COUNTY	BEAVER DAM RD, CSAH 20 TO CSAH 49, SURFACE SHLDS	1.5	RD	GRADE AND SURFACE	STP	265,000	212,000	0	0	0	53,000
382	CSAH 48	18-648-08	CROW WING COUNTY	CONSTRUCT CROW WING CSAH 48 EXTENSION FROM LAUREL ST TO TH 210 IN BRAINERD/BAXTER (HPP)	0.0	MC	GRADE AND SURFACE	HPP	300,000	240,000	0	0	0	60,000
383	PED/BIKE	18-648-08A	CROW WING COUNTY	CONSTRUCT BID/PED TRAIL EXTENSION TO PAUL BUNYAN TRAIL IN BRAINERD/BAXTER (HPP) (FROM 2005)	0.0	EN	PEDESTRIAN BIKE TRAIL	HPP	90,000	72,000	0	0	0	18,000
384	CSAH 9	30-609-07	ISANTI COUNTY	ISANTI CSAH 18 N TO CHISAGO CO LINE, GRADE, BASE & BIT (AC PROJECT, PAYBACK IN 2007)	2.1	RC	GRADE AND SURFACE	STP	1,050,600	607,000	199,400	0	0	443,600
385	CSAH 20	33-620-08	KANABEC COUNTY	CSAH 3 TO CSAH 5 IN KANABAC CO, GRADE, BASE & BIT (AC PROJECT, PAYBACK IN 2007)	4.1	RC	GRADE AND SURFACE	STP	1,477,125	607,000	351,400	0	0	870,125
386	PED/BIKE	49-090-01	MORRISON COUNTY	BIKE/PED TRAIL FROM STEARNS-MORRISON CO LINE TO BOWLUS ON ABANDONED SOO LINE RR CORRIDOR	3.9	EN	PEDESTRIAN BIKE TRAIL	EN	445,000	356,000	0	0	0	89,000
387	CR 256	49-596-02	MORRISON COUNTY	ON MORRISON CR 256 AND T-354, FROM CSAH 35 TO TH 27, GRADE, BASE & BIT	2.7	RC	GRADE AND SURFACE	STP	1,060,900	848,720	0	0	0	212,180
388	CSAH 33	71-633-01	SHERBURNE COUNTY	ON CSAH 33 AND CR 77, CONSTRUCT NEW ALIGNMENT FROM NEW TH 169 INTERCHANGE WEST AND NORTH 2.0 MI TO EXISTING CSAH 33; AND ON CSAH 33, RECONSTRUCTION 0.9 MI TO CSAH 1	2.9	MC	GRADE AND SURFACE	STP	1,554,384	777,000	0	0	0	777,384
389	CSAH 40	71-640-01	SHERBURNE COUNTY	CSAH 12 TO CSAH 13 IN SHERBURNE CO, GRADE, BASE, AND SURFACE, INCL ALIGNMENT CHANGES	1.6	RC	GRADE AND SURFACE	STP	898,880	719,104	0	0	0	179,776
390	CSAH 5	73-605-09	STEARNS COUNTY	STEARNS CSAH 2 IN ST STEPHEN TO STEARNS CSAH 1, GRADE, BASE & BIT	2.4	RC	GRADE AND SURFACE	STP	1,344,875	675,000	0	0	0	669,875
391	CR 137	73-737-01	STEARNS COUNTY	CO RD 135 (2ND AVE) TO CSAH 74 IN STEARNS CO, EXPAND TO 4-LANE INCL C&G AND SS, INSTALL SIGNAL AT CSAH 74	0.8	MC	GRADE AND SURFACE	STP	901,000	644,215	0	0	0	256,785
392	PED/BIKE	77-090-01	TODD COUNTY	TODD/STEARNS CO LINE TO TODD/DOUGLAS CO LINE, CONSTRUCT LAKE WOBEGON TRAIL	8.0	EN	PEDESTRIAN BIKE TRAIL	EN	611,077	488,862	0	0	0	122,215
393	CSAH 23	80-623-13	WADENA COUNTY	CSAH 31 TO CO RD 167 IN WADENA CO, GRADE, BASE & BIT SURFACE	3.5	RC	GRADE AND SURFACE	STP	928,288	722,676	0	0	0	205,612
394	CSAH 23	80-623-14	WADENA COUNTY	TH 227 TO THE WADENA/HUBBARD CO LINE, GRADE, BASE AND BIT	12.2	RC	GRADE AND SURFACE	STP	1,363,000	817,800	0	0	0	545,200
395	PED/BIKE	86-090-01	WRIGHT COUNTY	BIKE/PED TRAIL FROM MAPLE LAKE TO NEY COUNTY REGIONAL PARK	1.1	EN	PEDESTRIAN BIKE TRAIL	EN	253,000	117,000	0	0	0	136,000

ATP: 3  
Fiscal Year: 2006

STIP for FY 2006-2008

Seq #	Route System	Project Number	Agency	Description	Miles	Program	Type of Work	Proposed Funds	Total	FHWA	AC	FTA	TH	Other
396	CSAH 17	86-617-08	WRIGHT COUNTY	TH 12 IN DELANO TO HENNEPIN CSAH 6, GRADE, BASE, AND BIT	5.3	RC	GRADE AND SURFACE	STP	3,570,000	1,000,000	0	0	0	2,570,000
397	PED/BIKE	86-675-17	WRIGHT COUNTY	CLEARWATER ATHLETIC FIELD TO WRIGHT CSAH 7, PHASE I OF RIVER CO REG BIKE/PED TRAIL	4.0	EN	PEDESTRIAN BIKE TRAIL	EN	350,913	280,730	0	0	0	70,183
398	MSAS 123	136-124-07	LITTLE FALLS	6TH AVE NE TO 13TH AVE NE IN LITTLE FALLS, GRADE, BASE & BIT	0.8	RC	GRADE AND SURFACE	STP	1,252,000	953,740	0	0	0	298,260
399	MSAS 128	162-128-16	ST CLOUD	ON E. ST. GERMAIN STREET, VETERAN'S BRIDGE TO TH 10, EXPANSION FROM 2 TO 4-LANE BY REMOVING PARKING	0.8	RC	GRADE AND SURFACE	STP	1,424,375	1,018,428	0	0	0	405,947
400	MSAS 117	213-117-01	BUFFALO	TH 25 TO TH 55, CONSTRUCT URBAN COLLECTOR TO CONNECT TO FUTURE WRIGHT CSAH 35	0.5	MC	GRADE AND SURFACE	STP	1,102,790	600,000	0	0	0	502,790
401	LOCAL 999	227-010-05	ST MICHAEL	R/W ACQUISITION FOR TH 241 CAPACITY IMPROVEMENTS FROM 4TH ST TO CSAH 19 IN ST MICHAEL	0.0	RW	RIGHT OF WAY	FFM STP	1,975,308	1,580,247	0	0	0	395,061
402	TH 10	0502-99	MN/DOT	UPGRADE RR CROSSING WEST OF ST GERMAIN ST	0.0	SC	RR X-ING IMPROVEMENTS	SF	110,000	0	0	0	110,000	0
403	TH 10	7102-115	MN/DOT	JCT TH 10 AT BRADLEY BLVD IN BECKER, INTERSECTION REVISION (HES PROJECT)	0.0	SH	SPOT IMPROVEMENT	HES	150,000	135,000	0	0	15,000	0
404	TH 10	7702-43	MN/DOT	BUILDING DEMOLITION AND REMOVAL FOR MAJOR CONSTRUCTION AND CAPACITY IMPROVEMENT PROJECT (SP 7702-42) IN STAPLES	2.6	MC	BUILDING REMOVAL	SF	500,000	0	0	0	500,000	0
405	TH 22	7326-13	MN/DOT	ROSE AVE TO S CITY LIM OF RICHMOND INCL REPL BR 7134 AND GEOMETRIC IMPROVEMENTS AT STEARNS CSAH 9 INTERSECTION	9.7	BR	BRIDGE REPLACEMENT	STP	1,378,000	1,102,400	0	0	275,600	0
406	TH 23	7305-109	MN/DOT	W OF RICHMOND TO END OF NEW 4-LANE NEAR I-94, LANDSCAPING	12.6	RB	LANDSCAPING	SF	327,000	0	0	0	327,000	0
407	TH 25	0506-10	MN/DOT	TH 10 NEAR BECKER TO TH 95, MILL AND OVERLAY INCL SHLD PAVING	12.6	RS	MILL AND OVERLAY	STP	2,055,691	1,644,553	0	0	411,138	0
408	TH 25	8605-45	MN/DOT	CONSTRUCT LEFT-TURN LANE AT JCT CSAH 37, 3.7 MI N OF BUFFALO (HES PROJECT)	0.0	SH	TURN LANES	HES	372,632	335,369	0	0	18,632	18,631
409	TH 47	3304-25	MN/DOT	W JCT TH 23 IN OGILVIE TO N JCT TH 27 S OF ISLE, OVERLAY (ELLA)	22.2	RS	BITUMINOUS OVERLAY	STP	3,505,653	2,804,522	0	0	701,131	0
410	TH 47	4807-14	MN/DOT	N JCT TH 27 S OF ISLE TO MILLE LACS/AITKIN CO LINE, MILL AND OVERLAY INCL SHLD PAVING	8.2	RS	MILL AND OVERLAY	STP	1,086,000	868,800	0	0	217,200	0
410	TH 47	4807-14S	MN/DOT	N JCT TH 27 S OF ISLE TO MILLE LACS/AITKIN CO LINE, MILL AND OVERLAY INCL SHLD PAVING	8.2	SH	MILL AND OVERLAY	HES	105,000	94,500	0	0	10,500	0

ATP: 3  
Fiscal Year: 2006

STIP for FY 2006-2008

Seq #	Route System	Project Number	Agency	Description	Miles	Program	Type of Work	Proposed Funds	Total	FHWA	AC	FTA	TH	Other
411	TH 65	3004-56	MN/DOT	INSTALL WARNING FLASHER AT ISANTI CSAH 3 NEAR STANCHFIELD	0.0	SC	WARNING FLASHERS	SF	40,000	0	0	0	40,000	0
412	I 94	7380-217	MN/DOT	INSTALL MEDIAN CABLE GUARD RAIL AT VARIOUS LOCATIONS IN STEARNS AND WRIGHT COUNTIES	0.0	SH	GUARD RAIL	HES	980,000	882,000	0	0	98,000	0
413	I 94	8680-138	MN/DOT	MN/DOT PARTICIPATION IN CONSTRUCTION OF WRIGHT CSAH 18 INTERCHANGE	0.0	AM	GRADE,SURFACE & BRIDGE	SF	1,600,000	0	0	0	1,600,000	0
414	TH 101	8608-21	MN/DOT	CONSTRUCT FOUR NEW INTERCHANGES AT WRIGHT CSAH 36, 37, 39 AND 42 IN OTSEGO (BRS 86013, 86014, 86015, 86016, 86017, 86018, 86019, AND 86020) (BAP PROJECT, PAYBACK IN 2007, 2008 & 2009)	1.0	MC	GRADE,SURFACE & BRIDGE	BF STP	26,493,000	0	28,413,000	0	0	26,493,000
415	TH 169	4812-75	MN/DOT	LANDSCAPING ALONG NEW 4-LANE NEAR ONAMIA	5.0	RB	LANDSCAPING	NHS	132,000	105,600	0	0	26,400	0
416	TH 169	4812-77	MN/DOT	CONSTRUCT NEW SOO LINE TRAIL OVERPASS (NEW BR 48035) OVER TH 169 IN ONAMIA (FROM 2005)	0.0	AM	PEDESTRIAN BIKE TRAIL	SF	165,600	0	0	0	165,600	0
417	TH 241	8612-11	MN/DOT	CSAH 19 IN ST MICHAEL TO I-94, EXPAND TO 4-LANE (AC PROJECT, PAYBACK IN 2007)	3.5	MC	GRADE AND SURFACE	STP	10,320,000	0	4,680,000	0	1,320,000	9,000,000
418	TH 371	1809-18004A	MN/DOT	SCOUR COUNTERMEASURES ON BR 18004 OVER MISSISSIPPI RIVER S OF BAXTER	0.1	MC	BRIDGE REPAIR OTHER	SF	500,000	0	0	0	500,000	0
419	TH 999	8823-65	MN/DOT	SEAL COAT AND APPLY PERMANENT PAVEMENT MARKINGS AT VARIOUS LOCATIONS ON TH 28 AND TH 71	28.7	PM	BITUMINOUS SEAL COAT	SF	775,656	0	0	0	775,656	0
420	TH 999	8823-67	MN/DOT	BITUMINOUS SEAL COAT AT VARIOUS LOCATIONS IN DISTRICT 3	0.0	PM	BITUMINOUS SEAL COAT	SF	924,927	0	0	0	924,927	0
421	TH 999	8803-AM-06	MN/DOT	DISTRICTWIDE SETASIDES - MUNICIPAL AGREEMENTS - 2006	0.0	AM	COOP. CONST. AGREEMENT	SF	1,000,000	0	0	0	1,000,000	0
422	TH 999	8803-CA-06	MN/DOT	DISTRICTWIDE SETASIDES - CONSULTANT AGREEMENTS - 2006	0.0	CA	MISCELLANEOUS	SF	1,500,000	0	0	0	1,500,000	0
423	TH 999	8803-MA-06	MN/DOT	DISTRICTWIDE SETASIDES - MISC AGREEMENTS - 2006	0.0	MA	MISCELLANEOUS	SF	500,000	0	0	0	500,000	0
424	TH 999	8803-RB-06	MN/DOT	DISTRICTWIDE SETASIDES - LANDSCAPING - 2006	0.0	RB	LANDSCAPE PARTNERSHIP	SF	30,000	0	0	0	30,000	0
425	TH 999	8803-RW-06	MN/DOT	DISTRICTWIDE SETASIDES - RIGHT-OF-WAY - 2006	0.0	RW	RIGHT OF WAY	SF	15,000,000	0	0	0	15,000,000	0
426	TH 999	8803-RX-06	MN/DOT	DISTRICTWIDE SETASIDES - ROAD REPAIR /PREVENTIVE MAINTENANCE - 2006	0.0	RX	ROAD REPAIR	SF	2,500,000	0	0	0	2,500,000	0

ATP: 3  
Fiscal Year: 2006

STIP for FY 2006-2008

Seq #	Route System	Project Number	Agency	Description	Miles	Program	Type of Work	Proposed Funds	Total	FHWA	AC	FTA	TH	Other
427	TH 999	8803-SA-06	MN/DOT	DISTRICTWIDE SETASIDES - SUPP AGREEMENTS/OVERRUNS - 2006	0.0	SA	SUPP. AGREE. & COST OVERRUNS	SF	3,000,000	0	0	0	3,000,000	0
428	TH 999	8803-SC-06	MN/DOT	DISTRICTWIDE SETASIDE - SAFETY IMPROVEMENTS - 2006	0.0	SC	TRAFFIC MGMT. SYSTEM	SF	100,000	0	0	0	100,000	0
Summary for Year = 2006 (84 projects)									\$111,658,002	\$23,249,828	\$33,643,800	\$2,712,161	\$31,666,784	\$54,029,229

ATP: 3  
Fiscal Year: 2007

STIP for FY 2006-2008

Seq #	Route System	Project Number	Agency	Description	Miles	Program	Type of Work	Proposed Funds	Total	FHWA	AC	FTA	TH	Other
429	BB	TRF-0042-07	MN/DOT	SECT 5311: CITY OF PINE RIVER TRANSIT OPERATING ASSISTANCE	0.0	OB	OPERATE BUS	FTA	63,490	0	0	14,248	0	49,242
430	BB	TRF-0048-07	ST CLOUD	SECT 5309: PURCHASE 1 LARGE BUS	0.0	B3	PURCHASE BUS	FTA	295,000	0	0	236,000	0	59,000
431	BB	TRF-0048-07A	ST CLOUD	SECT 5307: DIAL A RIDE TRANSIT SERVICE OPERATING ASSISTANCE	0.0	B9	OPERATE BUS	LF	1,900,000	0	0	0	0	1,900,000
432	BB	TRF-0048-07B	ST CLOUD	SECT 5307: FIXED ROUTE TRANSIT SERVICE OPERATING ASSISTANCE	0.0	B9	OPERATE BUS	FTA	5,090,000	0	0	523,000	0	4,567,000
433	BB	TRF-0048-07D	ST CLOUD	SECT 5307:TRANSIT CAPITAL PURCHASES, OFFICE EQUIPMENT AND COMPUTERS	0.0	B9	BUS GRANT CAPITAL IMPROVEMENT	FTA	25,000	0	0	20,000	0	5,000
434	BB	TRF-0048-07E	ST CLOUD	SECT 5307:TRANSIT CAPITAL PURCHASES, MAINTENANCE TOOLS AND EQUIPMENT	0.0	B9	BUS GRANT CAPITAL IMPROVEMENT	FTA	10,000	0	0	8,000	0	2,000
435	BB	TRF-0048-07F	ST CLOUD	SECT 5307:TRANSIT CAPITALIZED PREVENTIVE MAINTENANCE	0.0	B9	BUS GRANT CAPITAL IMPROVEMENT	FTA	672,839	0	0	538,271	0	134,568
436	BB	TRF-0048-07G	ST CLOUD	SECT 5307: TRANSIT CAPITAL PURCHASES, ITS PROJECTS	0.0	B9	BUS GRANT CAPITAL IMPROVEMENT	FTA	25,000	0	0	20,000	0	5,000
437	BB	TRF-0048-07H	ST CLOUD	SECT 5307: TRANSIT CAPITAL PURCHASES, BUS SHELTER/BUS STOP PROGRAM	0.0	B9	BUS GRANT CAPITAL IMPROVEMENT	FTA	25,000	0	0	20,000	0	5,000
438	BB	TRF-0048-07I	ST CLOUD	SECT 5309: DIAL A RIDE PURCHASE SMALL BUS	0.0	B3	PURCHASE BUS	FTA	120,000	0	0	96,000	0	24,000
439	BB	TRF-0048-07J	ST CLOUD	SECT 5309: DIAL A RIDE RECONDITION SMALL BUS	0.0	B3	PURCHASE BUS	FTA	30,000	0	0	24,000	0	6,000
440	BB	TRF-0048-07K	ST CLOUD	SECT 5309: PARK AND RIDE FACILITY	0.0	B3	BUS GRANT CAPITAL IMPROVEMENT	FTA	1,000,000	0	0	800,000	0	200,000
441	BB	TRF-0048-07M	ST CLOUD	SECT 5309 FIXED ROUTE TROLLEY LEASE	0.0	B3	BUS GRANT CAPITAL IMPROVEMENT	FTA	147,000	0	0	117,600	0	29,400
442	BB	TRF-0055-07	MN/DOT	SECT 5311: SHERBURNE COUNTY TRANSIT OPERATING ASSISTANCE	0.0	OB	OPERATE BUS	FTA	494,400	0	0	77,355	0	417,045
443	BB	TRF-0057-07	MN/DOT	SECT 5311: TRI-CAP TRANSIT OPERATING ASSISTANCE	0.0	OB	OPERATE BUS	FTA	377,691	0	0	61,423	0	316,268

ATP: 3  
Fiscal Year: 2007

STIP for FY 2006-2008

Seq #	Route System	Project Number	Agency	Description	Miles	Program	Type of Work	Proposed Funds	Total	FHWA	AC	FTA	TH	Other
444	BB	TRF-0130-07	MN/DOT	SECT 5311: ANNANDALE TRANSIT OPERATING ASSISTANCE	0.0	OB	OPERATE BUS	FTA	106,580	0	0	14,695	0	91,885
445	BB	TRF-3449-07	MN/DOT	SECT 5311: CROW WING COUNTY/CITY OF BRAINERD TRANSIT OPERATING ASSISTANCE	0.0	OB	OPERATE BUS	FTA	734,204	0	0	153,182	0	581,022
446	BB	TRF-7068-07	MN/DOT	SECT 5311: ISANTI/COUNTY TRANSIT OPERATING ASSISTANCE	0.0	OB	OPERATE BUS	FTA	539,720	0	0	109,125	0	430,595
447	BB	TRF-7077-07	MN/DOT	SECT 5311: MILLE LACS COUNTY TRANSIT OPERATING ASSISTANCE	0.0	OB	OPERATE BUS	FTA	161,530	0	0	21,181	0	140,349
448	BB	TRF-9018-07	MN/DOT	SECT 5311: WADENA COUNTY OPERATING ASSISTANCE	0.0	OB	OPERATE BUS	FTA	203,940	0	0	40,875	0	163,065
449	BB	TRS-0048-07T	MN/DOT	ST CLOUD METRO BUS, PURCHASE AND RECONDITION BUS (CLASS 600)	0.0	TR	PURCHASE BUS	STP	112,500	90,000	0	0	0	22,500
450	BB	TRS-0055-07T	MN/DOT	RIVER RIDER TRANSIT, PRUCHASE 1 BUS (CLASS 500)	0.0	TR	PURCHASE BUS	STP	100,000	80,000	0	0	0	20,000
451	BB	TRS-0057-07	MN/DOT	TRI-CAP, PURCHASE BUS (CLASS 500)	0.0	TR	PURCHASE BUS	STP	100,000	80,000	0	0	0	20,000
452	BB	TRS-0068-07	MN/DOT	ISANTI HEARTLAND, PURCHASE BUS (CLASS 400)	0.0	TR	PURCHASE BUS	STP	56,000	44,800	0	0	0	11,200
453	BB	TRS-0130-07T	MN/DOT	ANNANDALE, PURCHASE 1 BUS (CLASS 400)	0.0	TR	PURCHASE BUS	STP	56,000	44,800	0	0	0	11,200
454	BB	TRS-3449-07	MN/DOT	CROW WING COUNTY, PURCHASE BUS (CLASS 400)	0.0	TR	PURCHASE BUS	STP	56,000	44,800	0	0	0	11,200
455	BB	TRS-9018-07	MN/DOT	WADENA COUNTY, PURCHASE BUS (CLASS 400)	0.0	TR	PURCHASE BUS	STP	56,000	44,800	0	0	0	11,200
456	RR	11-00106	MN/DOT	INSTALL SIGNALS & GATES AT 24 AVE CROSSING IN SYLVAN TWP	0.0	SR	RAILROAD SIGNALS	RRS	175,000	157,500	0	0	0	17,500
457	RR	11-00107	MN/DOT	INSTALL SIGNALS & GATES AT 39 AVE/CEDAR AVE & 131 ST IN PILLAGER CROSSING IN SYLVAN TWP	0.0	SR	RAILROAD SURF/SIGNALS	RRS	175,000	157,500	0	0	0	17,500
458	CSAH 10	18-610-05	CROW WING COUNTY	JCT TH 18 TO CROW WING CSAH 14 IN CROW WING CO, GRADE, BASE & BIT SURFACE	6.1	RC	GRADE AND SURFACE	STP	1,220,000	854,000	0	0	0	366,000
459	CSAH 9	30-609-07AC	ISANTI COUNTY	ISANTI CSAH 18 N TO CHISAGO CO LINE, GRADE, BASE & BIT SURFACE (AC PAYBACK)	2.1	RC	GRADE AND SURFACE	STP	199,400	199,400	0	0	0	0
460	CSAH 2	33-602-06	KANABEC COUNTY	KANABEC CSAH 12 TO TH 65 IN BRUNSWICK TWP, GRADE, BASE & BIT SURFACE	3.5	RC	GRADE AND SURFACE	STP	953,800	752,600	0	0	0	201,200
461	CSAH 20	33-620-09AC	KANABEC COUNTY	CSAH 3 TO CSAH 5 IN KANABEC CO, GRADE, BASE & BIT SURFACE (AC PAYBACK)	4.1	RC	GRADE AND SURFACE	STP	351,400	351,400	0	0	0	0

ATP: 3  
Fiscal Year: 2007

STIP for FY 2006-2008

Seq #	Route System	Project Number	Agency	Description	Miles	Program	Type of Work	Proposed Funds	Total	FHWA	AC	FTA	TH	Other
462	PED/BIKE	49-090-07	MORRISON COUNTY	BIKE/PED TRAIL FROM E SIDE OF MISSISSIPPI RIVER 3.3 MI TO E TH 10 ON ABANDONED SOO LINE RAIL CORRIDOR	3.3	EN	PEDESTRIAN BIKE TRAIL	EN	457,000	365,600	0	0	0	91,400
463	CR 231	49-596-03	MORRISON COUNTY	JCT MORRISON CR 258 TO JCT TH 10 IN ROYALTON, GRADE, BASE & BIT SURFACE	1.3	RC	GRADE AND SURFACE	STP	250,000	200,000	0	0	0	50,000
464	CR 81	71-596-06	SHERBURNE COUNTY	JCT TH 25 TO N OF SHERBURNE CR 73 NEAR BIG LAKE, GRADE, SURFACE & REALIGN	3.0	MC	GRADE AND SURFACE	STP FFM	1,912,500	1,084,000	0	0	0	828,500
465	PED/BIKE	73-090-06	STEARNS COUNTY	PAYNESVILLE HIGH SCHOOL TO CITY PARK AT LAKE KORONIS, CONSTRUCT BIKE/PED TRAIL	2.0	EN	PEDESTRIAN BIKE TRAIL	EN	326,486	261,189	0	0	0	65,297
466	CSAH 2	77-602-15 77-611-27	TODD COUNTY	AT TODD CSAH 2/TODD CSAH 11 INTERSECTION, GEOMETRIC IMPROVEMENTS	1.5	SH	GRADE AND SURFACE	HES	280,900	252,810	0	0	0	28,090
467	CSAH 11	77-611-31	TODD COUNTY	TODD/STEARNS CO LINE TO JCT TH 27 IN TODD CO, INCL SHLD WIDENING & RESURFACING	8.3	RD	SHOULDER WIDENING	STP	1,250,000	875,000	0	0	0	375,000
468	EN	80-595-01AC	WADENA COUNTY	RESTORATION OF HISTORIC DEPOT/VISITOR CENTER IN WADENA (AC PAYBACK)	0.0	EN	HISTORIC PRESERVATION	EN	437,000	437,000	0	0	0	0
469	CSAH 19	86-619-29	WRIGHT COUNTY	JCT TH 241 IN ST. MICHAEL TO 57TH ST IN ALBERTVILLE	1.9	MC	GRADE AND SURFACE	STP	5,000,000	2,000,000	0	0	0	3,000,000
470	PED/BIKE	91-090-18	MILLE LACS BAND	CONSTRUCT BIKE/PED OVERPASS (BR 48525) NEAR JCT TH 169 AT ATAAGE RD IN MILLE LACS RESERVATION	0.0	EN	PEDESTRIAN BIKE TRAIL	HPP EN	2,100,000	675,000	0	0	0	1,425,000
471	EN	91-090-18	MILLE LACS BAND	BIKE/PED OVERPASS AT JCT TH 169 AND ATAAGE RD IN MILLE LACS RESERVATION (FROM 2005)	0.0	RC	GRADE AND SURFACE	HPP EN	843,750	675,000	0	0	168,750	0
472	MSAS 101	221-101-02	WAITE PARK	CONSTRUCT NEW ALIGNMENT 4-LANE DIVIDED ROADWAY FROM 8TH ST N AT 44 AVE TO 3RD ST N AT WAITE PARK, INCL SIDEWALK, CURB, GUTTER, BIKE PATH, TRAFFIC SIGNALS, RAILROAD SIGNALS AND RELATION (AC PROJECT, PAYBACK IN 2008)	0.6	MC	GRADE AND SURFACE	STP	2,826,780	1,650,000	950,000	0	0	1,176,780
473	TH 10	7102-118	MN/DOT	AT TH 10, SHERBURNE CR 81/200TH STREET INTERSECTION, SIGNAL AND GEOMETRIC IMPROVEMENTS	0.3	AM	SPOT IMPROVEMENT	HES	250,000	225,000	0	0	25,000	0
474	TH 10	7702-42	MN/DOT	IN STAPLES, MAJOR CONSTRUCTION AND CAPACITY IMPROVEMENTS (AC PROJECT, PAYBACK IN 2008)	2.6	MC	GRADE AND SURFACE	STP	1,100,000	0	4,400,000	0	1,100,000	0
475	TH 12	8602-40	MN/DOT	1000 FT W OF BRIDGE AVE TO 1.4 MI E IN DELANO, GRADE AND SURFACE, INCL BR 3622 AND RR BR 4868 (AC PROJECT, PAYBACK IN 2008)	1.4	RC	GRADE, SURFACE & BRIDGE	STP BR	3,200,000	692,000	6,300,000	0	1,748,000	760,000
476	TH 18	1803-35	MN/DOT	0.2 MI E JCT TH 25 IN BRAINERD TO GARRISON, MILL AND OVERLAY INCL SHLD PAVING (ELLA)	20.0	RS	MILL AND OVERLAY	STP	3,130,301	2,504,241	0	0	626,060	0

ATP: 3  
Fiscal Year: 2007

STIP for FY 2006-2008

Seq #	Route System	Project Number	Agency	Description	Miles	Program	Type of Work	Proposed Funds	Total	FHWA	AC	FTA	TH	Other
477	TH 23	7305-114	MN/DOT	0.5 MI E OF RR CROSSING IN WAITE PARK TO SB TH 15, MILL AND OVERLAY (ELLA)	1.2	RS	MILL AND OVERLAY STP		1,050,000	840,000	0	0	210,000	0
478	TH 24	8611-18	MN/DOT	WIDEN SHLDS FROM N POPLAR AVE IN ANNANDALE TO JCT I-94 IN CLEARWATER INCL BRIDGE REPLACEMENT (BR 3622)	12.5	RC	SHOULDER WIDENING	STP	6,540,000	5,232,000	0	0	1,308,000	0
479	TH 25	1808-24	MN/DOT	CROW WING CSAH 2 TO 0.2 MI S TH 18 IN BRAINERD, MILL AND OVERLAY INCL SHLD PAVING	10.4	RS	MILL AND OVERLAY STP		1,543,180	1,234,544	0	0	308,636	0
480	TH 71	8003-29	MN/DOT	TODD/WADENA CO LINE TO 0.3 MI TO S JCT TH 29 AT WADENA, MILL AND OVERLAY INCL SHLD PAVING (ELLA)	5.0	RS	MILL AND OVERLAY STP		743,828	595,062	0	0	148,766	0
481	TH 71	8004-39	MN/DOT	TH 10 IN WADENA TO N END RED EYE RIVER IN SEBEKA, MILL AND OVERLAY INCL SHLD PAVING (ELLA)	13.7	RS	MILL AND OVERLAY SF		1,862,960	0	0	0	1,862,960	0
482	I 94	8680-142	MN/DOT	REDECK BRS 86813 AND 86814 E OF MONTICELLO	2.8	BI	REDECK	IM	3,500,000	3,150,000	0	0	350,000	0
483	I 94	8680-148	MN/DOT	INSTALL MEDIAN CABLE GUARDRAIL FROM WRIGHT CR 111 0.3 MI W OF ENFIELD REST AREA EXIT TO WRIGHT CSAH 75 E OF MONTICELLO	8.9	SH	GUARD RAIL	HES	710,000	639,000	0	0	71,000	0
484	TH 101	8608-21AC1	MN/DOT	CONSTRUCT FOUR NEW INTERCHANGES AT WRIGHT CSAH 36, 37, 39 AND 42 IN OTSEGO (BRS 86013, 86014, 86015, 86016, 86017, 86018, 86019, AND 86020) (BAP PAYBACK)	1.0	MC	GRADE, SURFACE & BRIDGE	STP	7,638,000	7,638,000	0	0	0	0
485	TH 210	1806-67	MN/DOT	5TH AVE IN BRAINERD TO 0.5 MI E OF 4-LANE, MILL AND OVERLAY	3.6	RS	MILL AND OVERLAY STP		684,823	547,858	0	0	136,965	0
486	TH 210	1806-68	MN/DOT	1.1 MI E OF 4-LANE NEAR BRAINERD TO 6TH AVE IN IRONTON, MILL & OVERLAY, INCL SHOULDER PAVING AND LTL AT AIRPORT ENTRANCE	9.9	RS	MILL AND OVERLAY STP		1,523,260	1,218,608	0	0	304,652	0
486	TH 210	1806-68S	MN/DOT	1.1 MI E OF 4-LANE NEAR BRAINERD TO 6TH AVE IN IRONTON, MILL & OVERLAY, INCL SHOULDER PAVING AND LTL AT AIRPORT ENTRANCE	9.9	SH	MILL AND OVERLAY HES		300,000	270,000	0	0	30,000	0
487	TH 241	8612-11AC	MN/DOT	CSAH 19 IN ST MICHAEL TO I-94, EXPAND TO 4-LANE (AC PAYBACK)	3.5	MC	GRADE AND SURFACE	STP	4,680,000	4,680,000	0	0	0	0
488	TH 999	8803-AM-07	MN/DOT	DISTRICTWIDE SETASIDES - COOPERATIVE AGREEMENTS - 2007	0.0	AM	COOP. CONST. AGREEMENT	SF	1,000,000	0	0	0	1,000,000	0
489	TH 999	8803-BI-07	MN/DOT	DISTRICTWIDE SETASIDES - BRIDGE REPAIR - 2007	0.0	BI	BRIDGE REPAIR	SF	1,000,000	0	0	0	1,000,000	0
490	TH 999	8803-CA-07	MN/DOT	DISTRICTWIDE SETASIDES - CONSULTANT AGREEMENTS - 2007	0.0	CA	MISCELLANEOUS	SF	500,000	0	0	0	500,000	0
491	TH 999	8803-MA-07	MN/DOT	DISTRICTWIDE SETASIDES - MISC AGREEMENTS - 2007	0.0	MA	UTILITY AGREEMENT	SF	500,000	0	0	0	500,000	0

ATP: 3  
Fiscal Year: 2007

STIP for FY 2006-2008

Seq #	Route System	Project Number	Agency	Description	Miles	Program	Type of Work	Proposed Funds	Total	FHWA	AC	FTA	TH	Other
492	TH 999	8803-RB-07	MN/DOT	DISTRICTWIDE SETASIDES - LANDSCAPING - 2007	0.0	RB	LANDSCAPE PARTNERSHIP	SF	30,000	0	0	0	30,000	0
493	TH 999	8803-RW-07	MN/DOT	DISTRICTWIDE SETASIDES - RIGHT-OF-WAY - 2007	0.0	RW	RIGHT OF WAY	SF	7,700,000	0	0	0	7,700,000	0
494	TH 999	8803-RX-07	MN/DOT	DISTRICTWIDE SETASIDES - ROAD REPAIR /PREVENTIVE MAINTENANCE - 2007	0.0	RX	ROAD REPAIR	SF	2,500,000	0	0	0	2,500,000	0
495	TH 999	8803-SA-07	MN/DOT	DISTRICTWIDE SETASIDES - SUPP AGREEMENTS/OVERRUNS - 2007	0.0	SA	SUPP. AGREE. & COST OVERRUNS	SF	4,500,000	0	0	0	4,500,000	0
496	TH 999	8803-SC-07	MN/DOT	DISTRICTWIDE SETASIDE - SAFETY IMPROVEMENTS - 2007	0.0	SC	TRAFFIC MGMT. SYSTEM	SF	100,000	0	0	0	100,000	0
Summary for Year = 2007 (69 projects)									\$87,603,262	\$40,843,512	\$11,650,000	\$2,894,955	\$26,228,789	\$17,636,006

ATP: 3  
Fiscal Year: 2008

STIP for FY 2006-2008

Seq #	Route System	Project Number	Agency	Description	Miles	Program	Type of Work	Proposed Funds	Total	FHWA	AC	FTA	TH	Other
497	BB	TRF-0042-08	MN/DOT	SECT 5311: CITY OF PINE RIVER TRANSIT OPERATING ASSISTANCE	0.0	OB	OPERATE BUS	FTA	65,394	0	0	14,248	0	51,146
498	BB	TRF-0048-08	ST CLOUD	SECT 5309:TRANSIT CAPITAL PURCHASE, LARGE BUS (CLASS 700)	0.0	B3	PURCHASE BUS	FTA	295,000	0	0	236,000	0	59,000
499	BB	TRF-0048-08A	ST CLOUD	SECT 5307: DIAL A RIDE TRANSIT SERVICE OPERATING ASSISTANCE	0.0	B9	OPERATE BUS	FTA	2,000,000	0	0	0	0	2,000,000
500	BB	TRF-0048-08B	ST CLOUD	SECT 5307: FIXED ROUTE TRANSIT SERVICE OPERATING ASSISTANCE	0.0	B9	OPERATE BUS	FTA	5,400,000	0	0	523,000	0	4,877,000
501	BB	TRF-0048-08D	ST CLOUD	SECT 5307: TRANSIT CAPITAL PURCHASES, OFFICE EQUIPMENT AND COMPUTERS	0.0	B9	BUS GRANT CAPITAL IMPROVEMENT	FTA	25,000	0	0	20,000	0	5,000
502	BB	TRF-0048-08E	ST CLOUD	SECT 5307: TRANSIT CAPITAL PURCHASES, MAINTENANCE TOOLS AND EQUIPMENT	0.0	B9	BUS GRANT CAPITAL IMPROVEMENT	FTA	10,000	0	0	8,000	0	2,000
503	BB	TRF-0048-08F	ST CLOUD	SECT 5307: TRANSIT CAPITALIZED PREVENTIVE MAINTENANCE	0.0	B9	BUS GRANT CAPITAL IMPROVEMENT	FTA	575,731	0	0	460,585	0	115,146
504	BB	TRF-0048-08G	ST CLOUD	SECT 5307: TRANSIT CAPITAL PURCHASES, ITS PROJECTS	0.0	B9	BUS GRANT CAPITAL IMPROVEMENT	FTA	25,000	0	0	20,000	0	5,000
505	BB	TRF-0048-08H	ST CLOUD	SECT 5307:TRANSIT CAPITAL PURCHASES BUS SHELTER/BUS STOP PROGRAM	0.0	B9	BUS GRANT CAPITAL IMPROVEMENT	FTA	25,000	0	0	20,000	0	5,000
506	BB	TRF-0048-08I	ST CLOUD	SECT 5307: TRANSIT CAPITAL PURCHASES, DIAL A RIDE SMALL BUS	0.0	B9	PURCHASE BUS	FTA	90,000	0	0	72,000	0	18,000
507	BB	TRF-0048-08J	ST CLOUD	SECT 5307: TRANSIT CAPITAL PURCHASES, DIAL A RIDE RECONDITION SMALL BUS	0.0	B9	PURCHASE BUS	FTA	25,000	0	0	20,000	0	5,000
508	BB	TRF-0055-08	MN/DOT	SECT 5311: SHERBURNE COUNTY TRANSIT OPERATING ASSISTANCE	0.0	OB	OPERATE BUS	FTA	509,232	0	0	77,355	0	431,877
509	BB	TRF-0057-08	MN/DOT	SECT 5311: TRI-CAP TRANSIT OPERATING ASSISTANCE	0.0	OB	OPERATE BUS	FTA	389,022	0	0	61,423	0	327,599
510	BB	TRF-0130-08	MN/DOT	SECT 5311: ANNANDALE TRANSIT OPERATING ASSISTANCE	0.0	OB	OPERATE BUS	FTA	113,071	0	0	14,695	0	98,376
511	BB	TRF-3449-08	MN/DOT	SECT 5311: CROW WING COUNTY/CITY OF BRAINERD TRANSIT OPERATING ASSISTANCE	0.0	OB	OPERATE BUS	FTA	756,230	0	0	153,182	0	603,048

ATP: 3  
Fiscal Year: 2008

STIP for FY 2006-2008

Seq #	Route System	Project Number	Agency	Description	Miles	Program	Type of Work	Proposed Funds	Total	FHWA	AC	FTA	TH	Other
512	BB	TRF-7068-08	MN/DOT	SECT 5311: ISANTI/COUNTY TRANSIT OPERATING ASSISTANCE	0.0	OB	OPERATE BUS	FTA	555,912	0	0	109,125	0	446,787
513	BB	TRF-7077-08	MN/DOT	SECT 5311: MILLE LACS COUNTY TRANSIT OPERATING ASSISTANCE	0.0	OB	OPERATE BUS	FTA	166,375	0	0	21,181	0	145,194
514	BB	TRF-9018-08	MN/DOT	SECT 5311: WADENA COUNTY OPERATING ASSISTANCE	0.0	OB	OPERATE BUS	FTA	210,058	0	0	40,875	0	169,183
515	BB	TRS-0055-08	MN/DOT	RIVERRIDER, PURCHASE ONE BUS (CLASS 500)	0.0	TR	PURCHASE BUS	STP	103,000	82,400	0	0	0	20,600
516	BB	TRS-0057-08	MN/DOT	TRI-CAP, PURCHASE ONE BUS (CLASS 400)	0.0	TR	PURCHASE BUS	STP	58,000	46,400	0	0	0	11,600
517	BB	TRS-3449-08	MN/DOT	CITY OF BRAINERD, PURCHASE ONE BUS (CLASS 400)	0.0	TR	PURCHASE BUS	STP	58,000	46,400	0	0	0	11,600
518	BB	TRS-7068-08	MN/DOT	ISANTI CO, PURCHASE ONE BUS (CLASS 400)	0.0	TR	PURCHASE BUS	STP	58,000	46,400	0	0	0	11,600
519	BB	TRS-7077-08	MN/DOT	RUM RIVER, PURCHASE ONE BUS (CLASS 400)	0.0	TR	PURCHASE BUS	STP	58,000	46,400	0	0	0	11,600
520	RR	11-00108	MN/DOT	CLOSE/CONSOLIDATE CROSSING AT LITTLE PINE RD TO IMPLEMENT CASS CO BNSF RR CORRIDOR STUDY	0.0	SR	RAILROAD SIGNALS	RRS	200,000	200,000	0	0	0	0
521	MUN 133	30-00112	MN/DOT	INSTALL GATES AT 343RD AVE (MUN 133) CROSSING IN CAMBRIDGE	0.0	SR	RAILROAD SIGNALS	RRS	175,000	157,500	0	0	0	17,500
522	MUN 47	30-00113	MN/DOT	INSTALL GATES AT ISANTI PARKWAY (MUN 47) IN ISANTI	0.0	SR	RAILROAD SIGNALS	RRS	175,000	157,500	0	0	0	17,500
523	RR	73-00122	MN/DOT	INSTALL GATES AT CROSS CREEK ROAD (TWP RD 814) IN PAYNESVILLE TOWNSHIP	0.0	SR	RAILROAD SIGNALS	RRS	175,000	157,500	0	0	0	17,500
524	CSAH 5	05-605-09	BENTON COUNTY	E LIMITS OF GILMAN TO CR 66, GRADE, BASE & BITUMINOUS	2.8	RC	GRADE AND SURFACE	STP	1,058,200	450,000	0	0	0	608,200
525	CSAH 2	18-602-25	CROW WING COUNTY	2.7 MI E OF TH 371 TO CSAH 45 IN CROW WING CO, GRADE, BASE & BITUMINOUS	5.9	RC	GRADE AND SURFACE	STP	1,222,500	978,000	0	0	0	244,500
526	CSAH 11	33-611-21	KANABEC COUNTY	JCT TH 23 TO CSAH 19 IN WHITED TWP, GRADE, BASE & BITUMINOUS	4.2	RC	GRADE AND SURFACE	STP	1,439,000	840,600	0	0	0	598,400
527	EN	49-090-02	MORRISON COUNTY	CONSTRUCT BIKE/PED TRAIL FROM CITY OF BOWLUS TO MISSISSIPPI RIVER ON ABANDONED SOO LINE TRAIL	3.3	EN	PEDESTRIAN BIKE TRAIL	EN	618,500	494,800	0	0	0	123,700
528	CSAH 19	49-619-07	MORRISON COUNTY	VICINITY CSAH 2 WEST TO UPSALA 2 MILES TO NEAR MORRISON/TODD CO LINE, GRADE, BASE & BITUMINOUS	2.1	RC	GRADE AND SURFACE	STP	250,000	200,000	0	0	0	50,000
529	EN	71-090-01	SHERBURNE COUNTY	SHERBURNE CSAH 9 TO PRINCETON, CONSTRUCT PHASE I OF GREAT NORTHERN TRAIL	3.5	EN	PEDESTRIAN BIKE TRAIL	EN	148,000	118,400	0	0	0	29,600

ATP: 3  
Fiscal Year: 2008

STIP for FY 2006-2008

Seq #	Route System	Project Number	Agency	Description	Miles	Program	Type of Work	Proposed Funds	Total	FHWA	AC	FTA	TH	Other
530	CSAH 51	73-651-05	STEARNS COUNTY	CSAH 52 TO CSAH 2 IN ST. JOSEPH TWP, GRADE, BASE, AND BITUMINOUS (REGION 7W PORTION)	5.4	RC	GRADE AND SURFACE	STP	2,090,000	1,036,640	0	0	0	1,053,360
531	CSAH 6	86-606-13	WRIGHT COUNTY	TH 55 TO TH 24 E OF ANNANDALE, GRADE, BASE & BITUMINOUS	2.6	RC	GRADE AND SURFACE	STP	2,200,000	1,187,860	0	0	0	1,012,140
532	MSAS 126	108-126-12	BRAINERD	RECONSTRUCT TO 4-LANE FROM 4TH ST SW TO QUINCE ST IN BRAINERD, INCL CONTINUOUS LTL TO MISSISSIPPI RVR BR AND INTERSECTION REVISION AT SW 4TH ST	1.0	RC	GRADE AND SURFACE	STP	1,400,000	1,120,000	0	0	0	280,000
533	MSAS 101	221-101-02AC	WAITE PARK	CONSTRUCT NEW ALIGNMENT 4-LANE DIVIDED ROADWAY FROM 8TH ST N AT 44 AVE TO 3RD ST N AT WAITE PARK, INCL SIDEWALK, CURB, GUTTER, BIKE PATH, TRAFFIC SIGNALS, RAILROAD SIGNALS AND RELATION (AC PAYBACK)	0.6	MC	GRADE AND SURFACE	STP	950,000	950,000	0	0	0	0
534	TH 10	0501-26	MN/DOT	WATAB TO 0.2 MI W OF RR CROSSING IN ST. CLOUD (EBL & WBL), DIAMOND GRIND	6.4	RD	CONCRETE PVMNT SF SURF PLNG		993,388	0	0	0	993,388	0
535	TH 10	4902-56	MN/DOT	REDECK BR 49010 OVER MISSISSIPPI R AND BRS 49011 AND 49012 OVER BNSF RR/MORRISON CSAH 52 AT LITTLE FALLS BYPASS (AC PROJECT, PAYBACK IN 2009)	1.0	BI	REDECK	NHS	1,035,000	0	4,140,000	0	1,035,000	0
536	TH 10	7102-119	MN/DOT	AT BNSF RR CROSSING OVERPASS E OF BIG LAKE, INSTALL CONCRETE AND HIGH TENSION CABLE MEDIAN BARRIER	0.5	SH	TRAFFIC BARRIER	HES	256,000	230,400	0	0	25,600	0
537	TH 10	7702-42AC	MN/DOT	4-LANE IN STAPLES, CONSTRUCT 4-LANE (AC PAYBACK)	2.6	MC	GRADE AND SURFACE	STP	4,400,000	4,400,000	0	0	0	0
538	TH 12	8602-40AC	MN/DOT	BRIDGE AVE TO 1.2 MI E IN DELANO, GRADE & SURFACE, INCL BR 3622 AND RR BR 4868 (AC PAYBACK)	1.4	RC	GRADE,SURFACE & BRIDGE	STP	6,300,000	6,300,000	0	0	0	0
539	TH 15	7303-45	MN/DOT	TH 55 KIMBALL TO BEG. 4-LANE NEAR I-94, MILL & OVERLAY AND SHLD PAVING INCL LTL, GEOMETRIC IMPROVEMENTS, AND SIGNAL AT STEARNS CSAH 47 S OF LUXEMBURG	12.6	RS	MILL AND OVERLAY	STP	1,566,906	1,253,525	0	0	313,381	0
539	TH 15	7303-45S	MN/DOT	TH 55 KIMBALL TO BEG. 4-LANE NEAR I-94, MILL & OVERLAY AND SHLD PAVING INCL LTL, GEOMETRIC IMPROVEMENTS, AND SIGNAL AT STEARNS CSAH 47 S OF LUXEMBURG	0.0	SH	SPOT IMPROVEMENT	HES	600,000	540,000	0	0	60,000	0
540	TH 25	7104-19	MN/DOT	SHERBURNE CO CSAH 11 IN MONTICELLO, INSTALL DUAL LTL IN NBL	0.0	SH	TURN LANES	HES	700,000	630,000	0	0	70,000	0
541	TH 27	3309-13	MN/DOT	OVER HAY CREEK 1.6 MI. W OF JCT TH 65 IN KANABEC CO, REPLACE BR 9048	0.0	BR	BRIDGE REPAIR	SF	327,718	0	0	0	327,718	0
542	TH 27	4904-39	MN/DOT	0.2 MI E 9TH ST IN LONG PRAIRIE TO 0.7 MI E OF TH 238 E OF LITTLE FALLS, MILL & OVERLAY, INCL SHOULDER PAVING	21.8	RS	MILL AND OVERLAY	SF	3,210,046	0	0	0	3,210,046	0

ATP: 3  
Fiscal Year: 2008

STIP for FY 2006-2008

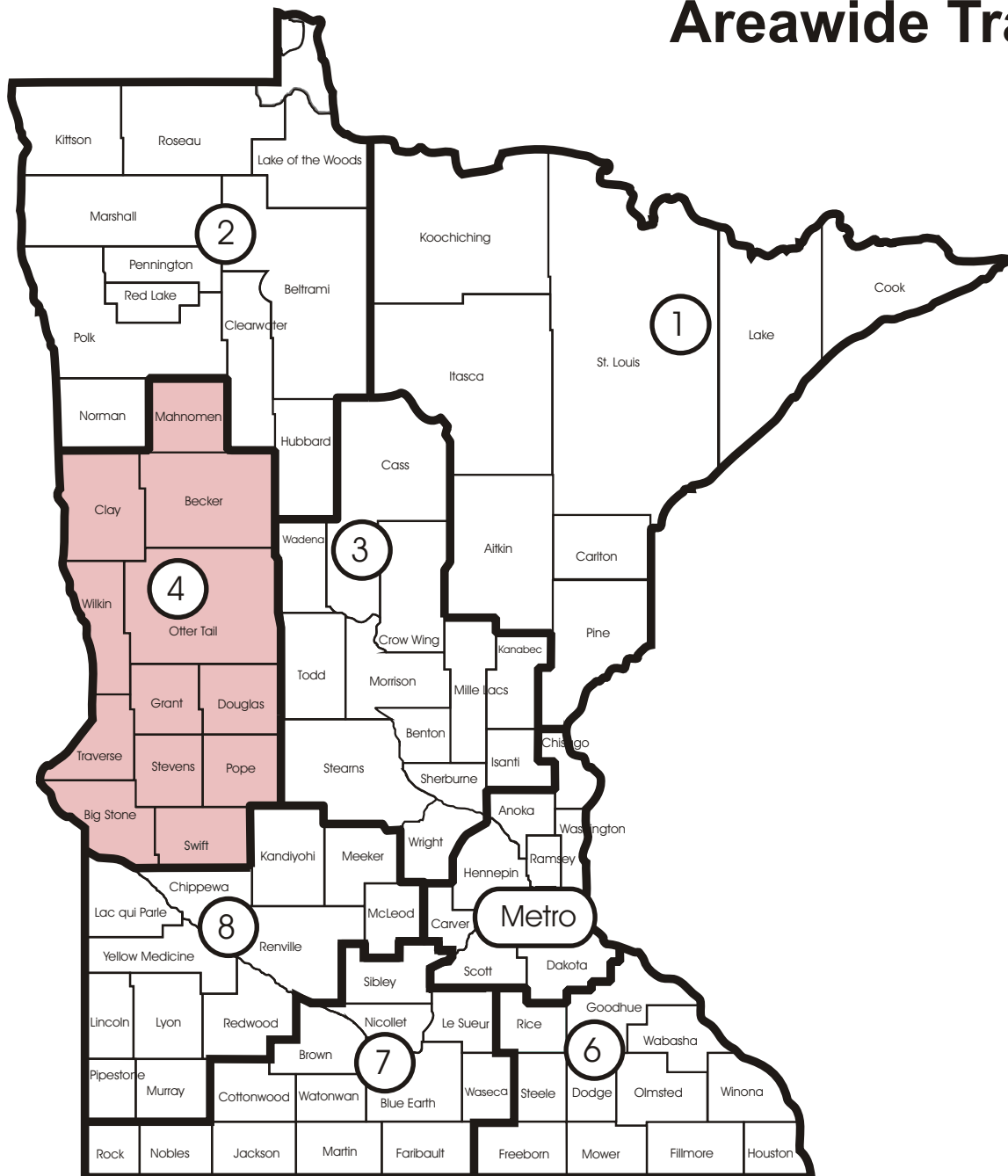
Seq #	Route System	Project Number	Agency	Description	Miles	Program	Type of Work	Proposed Funds	Total	FHWA	AC	FTA	TH	Other
543	TH 27	4905-33	MN/DOT	9TH ST NE IN LITTLE FALLS TO S JCT 25 IN PIERZ, MILL & OVERLAY, INCL SHOULDER PAVING	11.8	RS	MILL AND OVERLAY SF		1,897,576	0	0	0	1,897,576	0
544	TH 27	4905-34	MN/DOT	OVER PLATTE RIVER 3.1 MI E OF S JCT TH 25 IN GENOLA, REPLACE BR 5878	0.0	BR	BRIDGE REPAIR SF		680,407	0	0	0	680,407	0
545	TH 27	7703-15	MN/DOT	DOUGLAS/TODD CO LINE TO S JCT TH 71, MILL & OVERLAY, INCL SHOULDER PAVING	13.0	RS	MILL AND OVERLAY STP		2,063,279	0	0	0	2,063,279	0
546	TH 34	1105-08M	MN/DOT	CASS CO LINE TO WALKER, MILL & OVERLAY, INCL CULVERTS & TURN LANES	9.7	RS	MILL AND OVERLAY STP		1,386,660	1,109,328	0	0	277,332	0
547	TH 65	3003-45	MN/DOT	ISANTI CO CSAH 5 IN ISANTI, INSTALL DUAL LTL IN NBL	0.0	SH	TURN LANES HES		200,000	180,000	0	0	20,000	0
548	TH 65	3307-38	MN/DOT	OVER GROUNDHOUSE RIVER 4.0 MI S OF S JCT TH 23 IN MORA, REPLACE BR 6412	0.0	BR	BRIDGE REPAIR SF		800,000	0	0	0	800,000	0
549	TH 65	3307-39	MN/DOT	OVER ANN RIVER 0.7 MI S OF S JCT TH 23 IN MORA, REPLACE BR 5747	0.0	BR	BRIDGE REPAIR SF		1,000,000	0	0	0	1,000,000	0
550	TH 71	8005-19	MN/DOT	RED EYE RIVER IN SEBEKA TO TH 87 IN MENAHGA, MILL & OVERLAY, INCL SHOULDER PAVING	8.8	RS	MILL AND OVERLAY SF		1,431,637	0	0	0	1,431,637	0
551	I 94	7380-216	MN/DOT	1.3 MI E OF MELROSE TO ST. JOHN UNIV EXIT, MILL & OVERLAY, INCL SHOULDER PAVING	20.0	RS	MILL AND OVERLAY IM		3,982,634	3,584,371	0	0	398,263	0
552	I 94	8680-149	MN/DOT	EB EXIT RAMP TH 24 IN CLEARWATER TO WRIGHT CR 111 0.3 MI W OF ENFIELD REST AREA EXIT, INSTALL MEDIAN CABLE GUARDRAIL	8.3	SH	GUARD RAIL HES		670,000	603,000	0	0	67,000	0
553	TH 95	0505-24	MN/DOT	TH 23 TO 4.4 MI W OF TH 47 E OF PRINCETON, MILL AND OVERLAY, INCL SHLD PAVING	29.0	RS	MILL AND OVERLAY SF		3,920,552	0	0	0	3,920,552	0
554	TH 95	3007-32	MN/DOT	E OF CAMBRIDGE TO NORTH BRANCH, MILL & OVERLAY AND SHOULDER PAVING, INCL REPLACE BR 92099 OVER STREAM AND LTL AT ISANTI CSAH 2	9.4	RS	MILL AND OVERLAY STP		1,640,911	1,312,729	0	0	328,182	0
554	TH 95	3007-32S	MN/DOT	E OF CAMBRIDGE TO NORTH BRANCH, MILL & OVERLAY AND SHOULDER PAVING, INCL REPLACE BR 92099 OVER STREAM AND LTL AT ISANTI CSAH 2	9.4	SH	TURN LANES HES		350,000	315,000	0	0	35,000	0
555	TH 101	8608-21AC2	MN/DOT	CONSTRUCT FOUR NEW INTERCHANGES AT WRIGHT CSAH 36, 37, 39 AND 42 IN OTSEGO (BRS 86013, 86014, 86015, 86016, 86017, 86018, 86019, AND 86020) (BAP PAYBACK)	1.0	MC	GRADE,SURFACE & BRIDGE BF		14,972,000	14,972,000	0	0	0	0
556	TH 200	1112-09M	MN/DOT	HUBBARD/CASS CO LINE TO JCT TH 371 N OF WALKER, MILL & OVERLAY, INCL CULVERTS & TURN LANES	1.4	RS	MILL AND OVERLAY STP		379,500	303,600	0	0	75,900	0

ATP: 3  
Fiscal Year: 2008

STIP for FY 2006-2008

Seq #	Route System	Project Number	Agency	Description	Miles	Program	Type of Work	Proposed Funds	Total	FHWA	AC	FTA	TH	Other
557	TH 210	1805-71	MN/DOT	MISSISSIPPI RIVER TO 5TH AVE IN BRAINERD. MILL & OVERLAY, INCL CURB, GUTTER & SIDEWALK (ELLA)	1.5	RS	MILL AND OVERLAY NHS		933,680	746,944	0	0	186,736	0
558	TH 210	7701-36	MN/DOT	0.3 MI. E HEWITT TO TH 10 IN STAPLES, MILL & OVERLAY INCL SHLD PAVING	15.2	RS	MILL AND OVERLAY STP		2,036,380	1,629,104	0	0	407,276	0
559	TH 238	4913-21	MN/DOT	OVER PIKE CREEK 0.3 MI S OF JCT TH 27 IN MORRISON CO, REPLACE BR 4221	0.0	BR	BRIDGE REPAIR	SF	407,415	0	0	0	407,415	0
560	TH 999	8803-AM-08	MN/DOT	DISTRICTWIDE SETASIDES - COOPERATIVE AGREEMENTS - 2008	0.0	AM	COOP. CONST. AGREEMENT	SF	1,000,000	0	0	0	1,000,000	0
561	TH 999	8803-CA-08	MN/DOT	DISTRICTWIDE SETASIDES - CONSULTANT AGREEMENTS - 2008	0.0	CA	MISCELLANEOUS	SF	500,000	0	0	0	500,000	0
562	TH 999	8803-MA-08	MN/DOT	DISTRICTWIDE SETASIDES - MISCELLANEOUS AGREEMENTS - 2008	0.0	MA	UTILITY AGREEMENT	SF	800,000	0	0	0	800,000	0
563	TH 999	8803-RB-08	MN/DOT	DISTRICTWIDE SETASIDES - LANDSCAPING - 2008	0.0	RB	LANDSCAPE PARTNERSHIP	SF	30,000	0	0	0	30,000	0
564	TH 999	8803-RW-08	MN/DOT	DISTRICTWIDE SETASIDES - RIGHT OF WAY - 2008	0.0	RW	RIGHT OF WAY	SF	4,000,000	0	0	0	4,000,000	0
565	TH 999	8803-RX-08	MN/DOT	DISTRICTWIDE SETASIDES - MISC. ROAD & BRIDGE REPAIR (BARC) - 2008	0.0	RX	ROAD REPAIR	SF	3,000,000	0	0	0	3,000,000	0
566	TH 999	8803-SA-08	MN/DOT	DISTRICTWIDE SETASIDES - SUPPLEMENTAL AGREEMENTS/OVERRUNS - 2008	0.0	SA	SUPP. AGREE. & COST OVERRUNS	SF	3,000,000	0	0	0	3,000,000	0
567	TH 999	8803-SC-08	MN/DOT	DISTRICTWIDE SETASIDE - SAFETY IMPROVEMENTS - 2008	0.0	SC	TRAFFIC MGMT. SYSTEM	SF	100,000	0	0	0	100,000	0
568	TH 999	8803-SP-08	MN/DOT	DISTRICTWIDE SETASIDE - SAFETY PARTNERSHIP PROGRAM - STATE/LOCAL - 2008	0.0	SH	SPOT IMPROVEMENT	HES	225,000	202,500	0	0	22,500	0
Summary for Year = 2008 (74 projects)									\$94,468,914	\$46,629,301	\$4,140,000	\$1,871,669	\$32,484,188	\$13,483,756

# Areawide Transportation Partnership (ATP) Boundaries



## DISTRICT 4

Transportation District Engineer

Lee Berget

(218) 847-1552

1000 Hwy. 10 West

Detroit Lakes, Minnesota 56501

General Information: (218) 847-1500

1-800-657-3984

FAX: (218) 847-1583

ATP: 4  
Fiscal Year: 2006

STIP for FY 2006-2008

Seq #	Route System	Project Number	Agency	Description	Miles	Program	Type of Work	Proposed Funds	Total	FHWA	AC	FTA	TH	Other
569	BB	TRF-0007-06	MN/DOT	SECT 5311: CITY OF BENSON TRANSIT OPERATING ASSISTANCE	0.0	OB	OPERATE BUS	FTA	150,658	0	0	30,132	0	120,526
570	BB	TRF-0027-06	MN/DOT	SECT 5311: BECKER COUNTY TRANSIT OPERATING ASSISTANCE	0.0	OB	OPERATE BUS	FTA	238,500	0	0	47,700	0	190,800
571	BB	TRF-0034-06A	MOORHEAD	SECT 5307: CITY OF MOORHEAD RR TRANSIT	0.0	B9	OPERATE BUS	FTA	1,126,302	0	0	305,958	0	820,344
572	BB	TRF-0034-06B	MOORHEAD	SECT 5307: MOORHEAD DIAL-A-RIDE TRANSIT	0.0	B9	OPERATE BUS	LF	177,498	0	0	0	0	177,498
573	BB	TRF-0034-06C	MOORHEAD	SECT 5307: MOORHEAD PLANNING ASSISTANCE	0.0	B9	PLANNING	FTA	16,000	0	0	12,800	0	3,200
574	BB	TRF-0034-06D	MOORHEAD	SECT 5307: MOORHEAD PREVENTIVE MAINTENANCE	0.0	B9	PREVENTIVE MAINTENANCE	FTA	60,000	0	0	48,000	0	12,000
575	BB	TRF-0035-06	MN/DOT	SECT 5311: CITY OF MORRIS TRANSIT OPERATING ASSISTANCE	0.0	OB	OPERATE BUS	FTA	296,573	0	0	59,351	0	237,222
576	BB	TRF-0041-06	MN/DOT	SECT 5311: CITY OF PELICAN RAPIDS TRANSIT OPERATING ASSISTANCE	0.0	OB	OPERATE BUS	LF	7,725	0	0	0	0	7,725
577	BB	TRF-2397-06Z	WHITE EARTH	SECT 5309: WHITE EARTH TRANSIT TRANSFER FACILITY	0.0	B3	BUS GRANT CAPITAL IMPROVEMENT	FTA	1,200,000	0	0	1,000,000	0	200,000
578	BB	TRF-2490-06	MN/DOT	SECT 5311: MAHNOMEN COUNTY TRANSIT OPERATING ASSISTANCE	0.0	OB	OPERATE BUS	FTA	138,195	0	0	27,639	0	110,556
579	BB	TRF-3291-06	MN/DOT	SECT 5311: CLAY COUNTY TRANSIT OPERATING ASSISTANCE	0.0	OB	OPERATE BUS	FTA	242,318	0	0	48,464	0	193,854
580	BB	TRF-7067-06	MN/DOT	SECT 5311: RAINBOW RIDER TRANSIT OPERATING ASSISTANCE	0.0	OB	OPERATE BUS	FTA	884,996	0	0	176,993	0	708,003
581	BB	TRF-8830-06	MN/DOT	SECT 5311: GRANT COUNTY TRANSIT OPERATING ASSISTANCE	0.0	OB	OPERATE BUS	FTA	111,281	0	0	22,256	0	89,025
582	BB	TRS-0027-06	MN/DOT	BECKER COUNTY, PURCHASE 1 BUS (CLASS 400)	0.0	TR	PURCHASE BUS	STP	55,000	44,000	0	0	0	11,000
583	BB	TRS-0034-04T	MOORHEAD	MOORHEAD JOINT MAINTENANCE FACILITY	0.0	TR	BUS GRANT CAPITAL IMPROVEMENT	STP	250,000	200,000	0	0	0	50,000
584	BB	TRS-1738-06B	MN/DOT	PRAIRIE FIVE/APPLETON, PURCHASE 1 BUS (CLASS 400)	0.0	TR	PURCHASE BUS	STP	55,000	44,000	0	0	0	11,000
585	BB	TRS-2490-06	MN/DOT	MAHNOMEN COUNTY, PUCHASE BUS (CLASS 400)	0.0	TR	PURCHASE BUS	STP	55,000	44,000	0	0	0	11,000

ATP: 4  
Fiscal Year: 2006

STIP for FY 2006-2008

Seq #	Route System	Project Number	Agency	Description	Miles	Program	Type of Work	Proposed Funds	Total	FHWA	AC	FTA	TH	Other
586	BB	TRS-3291-06T	MN/DOT	CLAY COUNTY, PURCHASE 1 BUS (CLASS 400)	0.0	TR	PURCHASE BUS	STP	54,000	43,200	0	0	0	10,800
587	BB	TRS-7067-06	MN/DOT	RAINBOW RIDER, PUCHASE 2 BUSES (CLASS 400)	0.0	TR	PURCHASE BUS	STP	110,000	88,000	0	0	0	22,000
588	BB	TRS-8830-06	MN/DOT	GRANT COUNTY, PURCHASE 1 BUS (CLASS 400)	0.0	TR	PURCHASE BUS	STP	55,000	44,000	0	0	0	11,000
589	CSAH 14	56-00113	MN/DOT	INSTALL SIGNALS AND GATES AT 1ST STREET IN RICHVILLE	0.0	SR	RAILROAD SIGNALS	RRS	175,000	157,500	0	0	0	17,500
590	CSAH 19	84-00105	MN/DOT	INSTALL SIGNALS AND GATES AT 1ST AVE IN NASHUA	0.0	SR	RAILROAD SIGNALS	RRS	175,000	157,500	0	0	0	17,500
591	CSAH 22	03-624-07	BECKER COUNTY	RECONSTRUCT SOUTH SHORE DR. IN DETROIT LAKES (INCLUDES 03-622-29)	1.0	RC	BITUMINOUS PAVEMENT	STP	1,450,000	1,160,000	0	0	0	290,000
592	CSAH 132	44-598-07	MAHNOMEN COUNTY	MAHNOMEN CO RD 32 OVER WILD RICE RIVER, REPLACE BR 89602	0.2	BR	BRIDGE REPLACEMENT	BR	330,000	264,000	0	0	0	66,000
593	CSAH 82	56-682-07	OTTER TAIL COUNTY	US59 TO NORWAY PINE ROAD, GRADING, BASE, AND BIT SURFACE	4.3	RC	BITUMINOUS PAVEMENT	STP	1,600,000	800,000	0	0	0	800,000
594	CSAH 83	56-683-09	OTTER TAIL COUNTY	OVER OTTERTAIL RIVER NEAR BATTLE LAKE, REPLACE BR 56509	0.2	BR	BRIDGE REPLACEMENT	BR	400,000	320,000	0	0	0	80,000
595	CSAH 3	61-603-30	POPE COUNTY	AGGREGATE BASE & SURFACE IN CYRUS	2.0	RC	BITUMINOUS PAVEMENT	STP	675,000	540,000	0	0	0	135,000
596	MSAS 1	126-020-05	FERGUS FALLS	CASCADE ST OVER OTTERTAIL RIVER, BRIDGE REHAB BR 7001	0.0	BI	BRIDGE REPLACEMENT	BR	625,000	500,000	0	0	0	125,000
597	MSAS	144-030-03	MOORHEAD	RR CROSSING SIGNALS (\$100,000 RRS FUNDING)	0.0	SR	RAILROAD SIGNALS	STP RRS	3,112,500	2,500,000	0	0	0	612,500
598	PED/BIKE	144-090-12	MOORHEAD	MOORHEAD RAIL SCAPING/BIKE PATH PROJECT	2.0	EN	PEDESTRIAN BIKE TRAIL	EN	482,975	386,380	0	0	0	96,595
599	MSAS 20	144-104-13	MOORHEAD	4TH ST GRADING, SURFACING, CURB & GUTTER, AND STORM SEWER IN MOORHEAD	0.8	RD	STORM SEWER	STP	725,000	454,000	0	0	0	271,000
600	TH 10	0302-64	MN/DOT	RR GRADE CONSTRUCTION (BAP)	5.5	RC	GRADE, SURFACE & BRIDGE	NHS BF	1,264,000	0	5,056,000	0	0	1,264,000
601	TH 10	0302-03510A	MN/DOT	PURCHASE STEEL FOR RR WITH STATE FUNDS (TO BE REIMBURSED WITH FED FUNDS)	5.5	RC	GRADE, SURFACE & BRIDGE	NHS BF	400,000	0	0	0	0	400,000
602	TH 10	0305-29	MN/DOT	SIGNALS AT TH 59 AND TH34 (BAP PROJECT)	5.5	RC	GRADE, SURFACE & BRIDGE	NHS BF	126,000	0	1,134,000	0	0	126,000

ATP: 4  
Fiscal Year: 2006

STIP for FY 2006-2008

Seq #	Route System	Project Number	Agency	Description	Miles	Program	Type of Work	Proposed Funds	Total	FHWA	AC	FTA	TH	Other
603	TH 10	1401-139	MN/DOT	E LIM OF DILWORTH TO BR 9025 IN HAWLEY, EB OVERLAY AND EDGE DRAINS	18.0	RD	BITUMINOUS PAVEMENT	NHS	4,600,000	3,680,000	0	0	920,000	0
603	TH 10	1401-139S	MN/DOT	E LIM OF DILWORTH TO BR 9025 IN HAWLEY, EB OVERLAY AND EDGE DRAINS	18.0	SH	BITUMINOUS PAVEMENT	HES	500,000	450,000	0	0	50,000	0
604	TH 55	2608-23	MN/DOT	GRANT/WILKIN COUNTY LINE TO N JCT TH 59 - OVERLAY (ELLA)	12.9	PM	ROAD REPAIR	SF	308,513	0	0	0	308,513	0
605	TH 55	2609-31	MN/DOT	BARRETT TO GRANT/DOUGLAS COUNTY LINE - OVERLAY (ELLA)	9.4	PM	ROAD REPAIR	SF	541,164	0	0	0	541,164	0
606	TH 59	7610-07	MN/DOT	JCT TH 12 TO N SWIFT CO LINE - RECLAIM	9.0	RC	BITUMINOUS PAVEMENT	NHS	5,050,000	4,040,000	0	0	1,010,000	0
606	TH 59	7610-07S	MN/DOT	JCT TH 12 TO N SWIFT CO LINE - RECLAIM	9.0	SH	BITUMINOUS PAVEMENT	HES	150,000	135,000	0	0	15,000	0
607	TH 113	0307-11	MN/DOT	MAHNOMEN/BECKER COUNTY LINE TO TH 71 - PM 2" OVERLAY (ELLA)	12.8	PM	ROAD REPAIR	SF	1,088,064	0	0	0	1,088,064	0
608	TH 113	4405-24	MN/DOT	CSAH 4 TO MAHNOMEN/BECKER COUNTY LINE - OVERLAY (ELLA)	13.9	PM	ROAD REPAIR	SF	334,869	0	0	0	334,869	0
609	TH 210	5603-10	MN/DOT	TH 210 BATTLE LAKE TO JCT TH 29 - RECLAIM	20.8	RD	BITUMINOUS PAVEMENT	STP	6,750,000	5,400,000	0	0	1,350,000	0
610	TH 999	8824-55	MN/DOT	DISTRICTWIDE SEAL COAT - PREVENTIVE MAINTENANCE	0.0	PM	SEAL COAT	SF	2,151,074	0	0	0	2,151,074	0
611	TH 999	8804-AM-06	MN/DOT	DISTRICTWIDE SETASIDES - MUNICIPAL AGREEMENTS - 2006	0.0	AM	COOP. CONST. AGREEMENT	SF	605,000	0	0	0	605,000	0
612	TH 999	8804-BI-06	MN/DOT	DISTRICTWIDE SETASIDE - BRIDGE IMPROVEMENT - 2006	0.0	BI	MISCELLANEOUS	SF	500,000	0	0	0	500,000	0
613	TH 999	8804-CA-06	MN/DOT	DISTRICTWIDE SETASIDE - CONSULTANT AGREEMENTS - 2006	0.0	CA	MISCELLANEOUS	SF	1,200,000	0	0	0	1,200,000	0
614	TH 999	8804-LS-06	MN/DOT	DISTRICTWIDE SETASIDES - LANDSCAPING- 2006	0.0	RB	LANDSCAPING	SF	30,000	0	0	0	30,000	0
615	TH 999	8804-PM-06	MN/DOT	DISTRICTWIDE SETASIDES - PREVENTIVE MAINTENANCE - 2006	0.0	PM	ROAD REPAIR	SF	2,770,000	0	0	0	2,770,000	0
616	TH 999	8804-RW-06	MN/DOT	DISTRICTWIDE SETASIDES - RIGHT-OF-WAY - 2006	0.0	RW	RIGHT OF WAY	SF	5,250,000	0	0	0	5,250,000	0
617	TH 999	8804-RX-06	MN/DOT	DISTRICTWIDE SETASIDES - BARC - 2006	0.0	RX	ROAD REPAIR	SF	2,097,000	0	0	0	2,097,000	0

ATP: 4  
Fiscal Year: 2006

STIP for FY 2006-2008

Seq #	Route System	Project Number	Agency	Description	Miles	Program	Type of Work	Proposed Funds	Total	FHWA	AC	FTA	TH	Other
618	TH 999	8804-SA-06	MN/DOT	DISTRICTWIDE SETASIDE - SUPPLEMENTAL AGREE & OVERRUNS, ETC. - 2006	0.0	SA	SUPP. AGREE. & COST OVERRUNS	SF	1,700,000	0	0	0	1,700,000	0
619	TH 999	8804-SC-06	MN/DOT	DISTRICTWIDE SETASIDES - SAFETY CAPACITY - 2006	0.0	SC	LIGHTING	SF	635,000	0	0	0	635,000	0
Summary for Year = 2006 (53 projects)									\$53,085,205	\$21,451,580	\$6,190,000	\$1,779,293	\$22,555,684	\$7,298,648

ATP: 4  
Fiscal Year: 2007

STIP for FY 2006-2008

Seq #	Route System	Project Number	Agency	Description	Miles	Program	Type of Work	Proposed Funds	Total	FHWA	AC	FTA	TH	Other
620	BB	TRF-0007-07	MN/DOT	SECT 5311: CITY OF BENSON TRANSIT OPERATING ASSISTANCE	0.0	OB	OPERATE BUS	FTA	155,178	0	0	31,035	0	124,143
621	BB	TRF-0027-07	MN/DOT	SECT 5311: BECKER COUNTY TRANSIT OPERATING ASSISTANCE	0.0	OB	OPERATE BUS	FTA	245,655	0	0	49,131	0	196,524
622	BB	TRF-0034-07A	MOORHEAD	SECT 5307: CITY OF MOORHEAD RR TRANSIT	0.0	B9	OPERATE BUS	FTA	1,171,355	0	0	318,196	0	853,159
623	BB	TRF-0034-07B	MOORHEAD	SECT 5307: MOORHEAD DIAL-A-RIDE TRANSIT	0.0	B9	OPERATE BUS	LF	184,598	0	0	0	0	184,598
624	BB	TRF-0034-07C	MOORHEAD	SECT 5307: MOORHEAD PLANNING ASSISTANCE	0.0	B9	PLANNING	FTA	16,320	0	0	13,056	0	3,264
625	BB	TRF-0034-07D	MOORHEAD	SECT 5307: MOORHEAD PREVENTIVE MAINTENANCE	0.0	B9	CRACK REPAIR	FTA	60,000	0	0	48,000	0	12,000
626	BB	TRF-0034-07E	MOORHEAD	SECT 5307: MOORHEAD BUS RELATED EQUIPMENT	0.0	B9	CRACK REPAIR	FTA	50,000	0	0	40,000	0	10,000
627	BB	TRF-0035-07	MN/DOT	SECT 5311: CITY OF MORRIS TRANSIT OPERATING ASSISTANCE	0.0	OB	OPERATE BUS	FTA	305,656	0	0	61,131	0	244,525
628	BB	TRF-0041-07	MN/DOT	SECT 5311: CITY OF PELICAN RAPIDS TRANSIT OPERATING ASSISTANCE	0.0	OB	OPERATE BUS	LF	7,959	0	0	0	0	7,959
629	BB	TRF-2490-07	MN/DOT	SECT 5311: MAHNOMEN COUNTY TRANSIT OPERATING ASSISTANCE	0.0	OB	OPERATE BUS	FTA	142,340	0	0	28,468	0	113,872
630	BB	TRF-3291-07	MN/DOT	SECT 5311: CLAY COUNTY TRANSIT OPERATING ASSISTANCE	0.0	OB	OPERATE BUS	FTA	249,588	0	0	49,918	0	199,670
631	BB	TRF-7067-07	MN/DOT	SECT 5311: RAINBOW RIDER TRANSIT OPERATING ASSISTANCE	0.0	OB	OPERATE BUS	FTA	911,515	0	0	182,303	0	729,212
632	BB	TRF-8830-07	MN/DOT	SECT 5311: GRANT COUNTY TRANSIT OPERATING ASSISTANCE	0.0	OB	OPERATE BUS	FTA	114,620	0	0	22,925	0	91,695
633	BB	TRS-0035-07	MORRIS	CITY OF MORRIS, PUCHASE BUS (CLASS 400)	0.0	TR	PURCHASE BUS	STP	57,000	45,600	0	0	0	11,400
634	BB	TRS-0041-07	PELICAN RAPIDS	CITY OF PELICAN RAPIDS, PURCHASE 1 BUS (CLASS 400)	0.0	TR	PURCHASE BUS	STP	57,000	45,600	0	0	0	11,400
635	BB	TRS-7067-07	MULTICOUNTY	RAINBOW RIDER, PUCHASE 3 BUSES (CLASS 400)	0.0	TR	PURCHASE BUS	STP	171,000	136,800	0	0	0	34,200
636	BB	TRS-8830-07	GRANT COUNTY	GRANT COUNTY, PURCHASE 1 BUS (CLASS 400)	0.0	TR	PURCHASE BUS	STP	57,000	45,600	0	0	0	11,400
637	CSAH 1	44-00102	MAHNOMEN COUNTY	1 BLK S OF MAIN ST IN BEJOU - SIGNALS & GATES	0.0	SR	RAILROAD SIGNALS	RRS	175,000	157,500	0	0	0	17,500

ATP: 4  
Fiscal Year: 2007

STIP for FY 2006-2008

Seq #	Route System	Project Number	Agency	Description	Miles	Program	Type of Work	Proposed Funds	Total	FHWA	AC	FTA	TH	Other
638	CSAH 157	03-598-08	BECKER COUNTY	REPLACE BR 92442 OVER S BRANCH OF WILD RICE RIVER E OF ULEN	0.0	BR	BRIDGE REPLACEMENT	BR	200,000	160,000	0	0	0	40,000
639	EN	06-090-01	BIG STONE COUNTY	MN RIVER SCENIC OVERLOOK AND PRAIRIE WETLANDS TRAIL	5.0	EN	ENHANCEMENT	EN	172,000	137,600	0	0	0	34,400
640	PED/BIKE	06-090-02	BIG STONE COUNTY	MN RIVER HEADWATERS RECREATIONAL TRAIL	2.0	EN	PEDESTRIAN BIKE TRAIL	EN	330,000	264,000	0	0	0	66,000
641	PED/BIKE	14-090-03	CLAY COUNTY	DILWORTH 4TH AVE NORTH BIKE PATH	0.5	EN	PEDESTRIAN BIKE TRAIL	EN	149,000	119,000	0	0	0	30,000
642	CSAH 11	26-611-23	GRANT COUNTY	JCT TH 27 IN HERMAN TO 9.2 MI. N., BIT SURFACING & SHOULDERING	9.2	RS	SHOULDER REPAIR STP		736,000	588,800	0	0	0	147,200
643	CSAH 98	44-598-08	MAHNOMEN COUNTY	REPLACE BR L6617 OVER SAND HILL RIVER NW OF BEJOU	0.0	BR	BRIDGE REPLACEMENT	BR	200,000	160,000	0	0	0	40,000
644	CSAH 6	76-606-42	SWIFT COUNTY	JCT TH12 IN KERKHOVEN TO E CO LINE, MILLING & BIT SURFACING	3.3	RD	BITUMINOUS PAVEMENT	STP	360,000	288,000	0	0	0	72,000
645	CSAH 20	76-620-18	SWIFT COUNTY	BENSON INDUSTRIAL AREA TRAFFIC CONGESTION ABATEMENT PROJECT (INCLUDES RR SIGNALS & GATES)	0.0	SR	RAILROAD SIGNALS	STP	675,965	536,772	0	0	0	139,193
646	CSAH 20	76-620-19	SWIFT COUNTY	CSAH20/CSAH15 INTERSECTION IMPROVEMENT	0.0	SH	GRADE AND SURFACE	HES	240,000	200,000	0	0	0	40,000
647	CSAH 11	78-611-04	TRAVERSE COUNTY	NE OF WHEATON, REPL BR 89622 OVER MUSTINKA RIVER	0.0	BR	BRIDGE REPLACEMENT	BR	301,000	240,800	0	0	0	60,200
648	CSAH 13	78-613-07	TRAVERSE COUNTY	5.5 MI S & 6 MI E OF WHEATON, REPLACE BR 89632	0.0	BR	BRIDGE REPLACEMENT	STP	251,000	200,800	0	0	0	50,200
649	CSAH 19	84-619-33	WILKIN COUNTY	JCT CSAH 26 TO JCT CSAH 30, BASE, BIT SURFACING & AGGREGATE SHOULDERS	6.0	RC	SHOULDER REPAIR STP		1,300,000	1,040,000	0	0	0	260,000
650	MSAS 20	144-120-16	MOORHEAD	5TH ST FROM 12TH TO 22ND AVE, URBAN GRADING AND BIT SURFACING	0.7	RC	GRADE AND SURFACE	STP	650,000	249,600	0	0	0	400,400
651	MSAS 29	144-129-04	MOORHEAD	15TH AVE N FROM 28TH ST TO 334TH ST N - NEW STREET CONSTRUCTION	0.5	MC	GRADE AND SURFACE	STP	792,000	633,600	0	0	0	158,400
652	MSAS	144-135-12	MOORHEAD	34TH ST S CORRIDOR AND INTERSTATE INTERCHANGE	0.0	MC	CONCRETE PAVEMENT	FFM IM	1,000,000	800,000	0	0	0	200,000
653	TH 7	0601-09	MN/DOT	TH 75 TO APPLETON - MILLE AND OVERLAY, EDGE DRAINS	14.7	RS	BITUMINOUS OVERLAY	SF	2,700,000	0	0	0	2,700,000	0
654	TH 9	6101-03	MN/DOT	BENSON TO HANCOCK - MILL TO CONCRETE, OVERLAY	12.9	RD	MILL AND OVERLAY STP		3,400,000	2,710,000	0	0	690,000	0

ATP: 4  
Fiscal Year: 2007

STIP for FY 2006-2008

Seq #	Route System	Project Number	Agency	Description	Miles	Program	Type of Work	Proposed Funds	Total	FHWA	AC	FTA	TH	Other
654	TH 9	6101-03S	MN/DOT	BENSON TO HANCOCK - MILL TO CONCRETE, OVERLAY	12.9	SH	MILL AND OVERLAY HES		100,000	90,000	0	0	10,000	0
655	TH 10	0301-47	MN/DOT	IN DETROIT LAKES, RECONSTRUCTION (BAP PROJECT, PAYBACK IN 2008-10)	5.5	RC	GRADE,SURFACE & BRIDGE	NHS BF	9,673,000	0	18,320,000	0	0	9,673,000
655	TH 10	0301-47S	MN/DOT	IN DETROIT LAKES, RECONSTRUCTION (BAP PROJECT, PAYBACK IN 2008-10)	5.5	SH	GRADE,SURFACE & BRIDGE	HES BF	300,000	0	2,700,000	0	0	300,000
656	TH 10	0301-48	MN/DOT	WESTBOUND - HAWLEY TO E OF LAKE PARK	12.2	RS	BITUMINOUS OVERLAY	NHS	3,600,000	1,850,000	0	0	1,750,000	0
657	TH 75	0608-35	MN/DOT	ORTONVILLE TO GRACEVILLE	19.0	RS	BITUMINOUS OVERLAY	STP	3,800,000	3,040,000	0	0	760,000	0
658	TH 75	8401-17	MN/DOT	US 75 W OF TENNEY, SIGNALS & GATES	12.8	SR	RAILROAD SIGNALS	RRS	175,000	157,500	0	0	17,500	0
659	I 94	1480-149	MOORHEAD	34TH ST S CORRIDOR AND INTERSTATE INTERCHANGE (LOCAL FED - AC PROJECT, PAYBACK IN 2008)	0.7	MC	CONCRETE PAVEMENT	IM	1,372,210	384,000	0	0	988,210	0
659	I 94	1480-149L	MOORHEAD	34TH ST S CORRIDOR AND INTERSTATE INTERCHANGE (AC PROJECT, PAYBACK IN 2008)	0.7	MC	CONCRETE PAVEMENT	FFM IM	6,127,790	4,768,825	1,500,000	0	0	1,358,965
660	I 94	2180-90	MN/DOT	I94 - CONCRETE PAVEMENT RESTORATION (WB)	24.9	RD	CONCRETE PAVEMENT REHAB	IM	4,900,000	4,410,000	0	0	490,000	0
661	TH 114	2110-09	MN/DOT	STARBUCK TO I-94 - OVERLAY (ELLA)	20.0	PM	ROAD REPAIR	SF	800,000	0	0	0	800,000	0
662	TH 224	0308-05	MN/DOT	OGEMA TO WHITE EARTH, RECONSTRUCT TH224 (TURNBACK PROJECT)	4.5	RC	COOP. CONST. AGREEMENT	SF	1,800,000	0	0	0	0	1,800,000
663	TH 999	8804-AM-07	MN/DOT	DISTRICTWIDE SETASIDES - MUNICIPAL AGREEMENTS - 2007	0.0	AM	COOP. CONST. AGREEMENT	SF	500,000	0	0	0	500,000	0
664	TH 999	8804-BI-07	MN/DOT	DISTRICTWIDE SETASIDES - BRIDGE IMPROVEMENT - 2007	0.0	BI	BRIDGE REPAIR	SF	500,000	0	0	0	500,000	0
665	TH 999	8804-CA-07	MN/DOT	DISTRICTWIDE SETASIDE - CONSULTANT AGREEMENTS - 2007	0.0	CA	MISCELLANEOUS	SF	1,275,000	0	0	0	1,275,000	0
666	TH 999	8804-LS-07	MN/DOT	DISTRICTWIDE SETASIDES - LANDSCAPING- 2007	0.0	RB	LANDSCAPING	SF	30,000	0	0	0	30,000	0
667	TH 999	8804-PM-07	MN/DOT	DISTRICTWIDE SETASIDES - PREVENTIVE MAINTENANCE - 2007	0.0	PM	ROAD REPAIR	SF	1,650,000	0	0	0	1,650,000	0
668	TH 999	8804-RW-07	MN/DOT	DISTRICTWIDE SETASIDES - RIGHT-OF-WAY - 2007	0.0	RW	RIGHT OF WAY	SF	2,800,000	0	0	0	2,800,000	0
669	TH 999	8804-RX-07	MN/DOT	DISTRICTWIDE SETASIDES - BARC - 2007	0.0	RX	ROAD REPAIR	SF	1,500,000	0	0	0	1,500,000	0

August 25, 2005

Project Listing Page III-52 of 130

ATP: 4  
Fiscal Year: 2007

STIP for FY 2006-2008

Seq #	Route System	Project Number	Agency	Description	Miles	Program	Type of Work	Proposed Funds	Total	FHWA	AC	FTA	TH	Other
670	TH 999	8804-SA-07	MN/DOT	DISTRICTWIDE SETASIDE - SUPPLEMENTAL AGREE & OVERRUNS, ETC. - 2007	0.0	SA	SUPP. AGREE. & COST OVERRUNS	SF	1,800,000	0	0	0	1,800,000	0
671	TH 999	8804-SC-07	MN/DOT	DISTRICTWIDE SETASIDES - SAFETY CAPACITY - 2007	0.0	SC	LIGHTING	SF	315,000	0	0	0	315,000	0
Summary for Year = 2007 (55 projects)									\$60,606,749	\$23,460,397	\$22,520,000	\$844,163	\$18,575,710	\$17,726,479

ATP: 4  
Fiscal Year: 2008

STIP for FY 2006-2008

Seq #	Route System	Project Number	Agency	Description	Miles	Program	Type of Work	Proposed Funds	Total	FHWA	AC	FTA	TH	Other
672	BB	TRF-0007-08	MN/DOT	SECT 5311: CITY OF BENSON TRANSIT OPERATING ASSISTANCE	0.0	OB	OPERATE BUS	FTA	159,833	0	0	31,967	0	127,866
673	BB	TRF-0027-08	MN/DOT	SECT 5311: BECKER COUNTY TRANSIT OPERATING ASSISTANCE	0.0	OB	OPERATE BUS	FTA	253,025	0	0	50,605	0	202,420
674	BB	TRF-0034-08A	MOORHEAD	SECT 5307: CITY OF MOORHEAD RR TRANSIT	0.0	B9	OPERATE BUS	FTA	1,405,625	0	0	330,924	0	1,074,701
675	BB	TRF-0034-08B	MOORHEAD	SECT 5307: MOORHEAD DIAL-A-RIDE TRANSIT	0.0	B9	OPERATE BUS	LF	191,982	0	0	0	0	191,982
676	BB	TRF-0034-08C	MOORHEAD	SECT 5307: MOORHEAD PLANNING ASSISTANCE	0.0	B9	PLANNING	FTA	16,646	0	0	13,317	0	3,329
677	BB	TRF-0034-08D	MOORHEAD	SECT 5307: MOORHEAD PREVENTIVE MAINTENANCE	0.0	B9	PREVENTIVE MAINTENANCE	FTA	60,000	0	0	48,000	0	12,000
678	BB	TRF-0034-08E	MOORHEAD	SECT 5307: MOORHEAD SHELTERS/PASS FACILITY IMPROVEMENTS	0.0	B9	BUS GRANT CAPITAL IMPROVEMENT	FTA	100,000	0	0	80,000	0	20,000
679	BB	TRF-0034-08F	MOORHEAD	SECT 5307: MOORHEAD CLASS 400 BUS	0.0	B9	PURCHASE BUS	FTA	69,000	0	0	55,200	0	13,800
680	BB	TRF-0035-08	MN/DOT	SECT 5311: CITY OF MORRIS TRANSIT OPERATING ASSISTANCE	0.0	OB	OPERATE BUS	FTA	314,825	0	0	62,965	0	251,860
681	BB	TRF-0041-08	MN/DOT	SECT 5311: CITY OF PELICAN RAPIDS TRANSIT OPERATING ASSISTANCE	0.0	OB	OPERATE BUS	LF	8,195	0	0	0	0	8,195
682	BB	TRF-2490-08	MN/DOT	SECT 5311: MAHNOMEN COUNTY TRANSIT OPERATING ASSISTANCE	0.0	OB	OPERATE BUS	FTA	146,610	0	0	29,322	0	117,288
683	BB	TRF-3291-08	MN/DOT	SECT 5311: CLAY COUNTY TRANSIT OPERATING ASSISTANCE	0.0	OB	OPERATE BUS	FTA	257,075	0	0	51,415	0	205,660
684	BB	TRF-7067-08	MN/DOT	SECT 5311: RAINBOW RIDER TRANSIT OPERATING ASSISTANCE	0.0	OB	OPERATE BUS	FTA	938,860	0	0	187,772	0	751,088
685	BB	TRF-8830-08	MN/DOT	SECT 5311: GRANT COUNTY TRANSIT OPERATING ASSISTANCE	0.0	OB	OPERATE BUS	FTA	118,059	0	0	23,612	0	94,447
686	BB	TRS-3291-08	MN/DOT	CLAY COUNTY, PURCHASE BUS (CLASS 400)	0.0	TR	PURCHASE BUS	STP	59,000	47,200	0	0	0	11,800
687	BB	TRS-7067-08	MN/DOT	RAINBOW RIDER, PURCHASE 3 BUSES (CLASS 400)	0.0	TR	PURCHASE BUS	STP	176,700	141,600	0	0	0	35,100
688	TWN 1472	56-00114	MN/DOT	INSTALL GATES AT 450TH STREEET IN PERHAM	0.0	SR	RR X-ING IMPROVEMENTS	RRS	200,000	180,000	0	0	0	20,000

ATP: 4  
Fiscal Year: 2008

STIP for FY 2006-2008

Seq #	Route System	Project Number	Agency	Description	Miles	Program	Type of Work	Proposed Funds	Total	FHWA	AC	FTA	TH	Other
689	CSAH 42	56-00117	MN/DOT	INSTALL GATES AT CSAH 42 IN PARKERS PRAIRIE	0.0	SR	RR X-ING IMPROVEMENTS	RRS	200,000	180,000	0	0	0	20,000
690	CSAH 39	03-639-13	BECKER COUNTY	EAST OF FRAZEE, REPLACE BR 90856	3.0	RD	BITUMINOUS RECLAMATION	STP	360,000	288,000	0	0	0	72,000
691	CSAH 56	03-656-02	BECKER COUNTY	E OF DETROIT LAKES, RECLAIM, WIDEN SHLD & SURFACING	3.3	RD	BITUMINOUS RECLAMATION	STP	650,000	520,000	0	0	0	130,000
692	CSAH 11	14-611-20	CLAY COUNTY	NE OF DILWORTH OVER BUFFALO RIVER, REPLACE BR 90856	0.1	BR	BRIDGE REPLACEMENT	BR	1,280,000	800,000	0	0	0	480,000
693	PED/BIKE	56-090-05	VERGAS	DOWNTOWN VERGAS TO LONG LAKE, BIKE PATH	0.5	EN	PEDESTRIAN BIKE TRAIL	EN	246,330	172,330	0	0	0	74,000
694	CSAH 19	56-619-11	OTTER TAIL COUNTY	IN BLUFFTON, GRADE, BASE, BIT SURF	2.4	RC	BITUMINOUS PAVEMENT	STP	735,000	392,000	0	0	0	343,000
695	PED/BIKE	61-090-04	POPE COUNTY	STARBUCK TO GLACIAL LAKES STATE PARK, BIKE/PED TRAIL	4.8	EN	PEDESTRIAN BIKE TRAIL	EN	350,000	280,000	0	0	0	70,000
696	CSAH 4	78-604-21	TRAVERSE COUNTY	BROWNS VALLEY OVER LITTLE MINNESOTA RIVER, REPLACE BR 7143	0.1	BR	BRIDGE REPLACEMENT	STP	250,000	200,000	0	0	0	50,000
697	CSAH 16	78-616-04	TRAVERSE COUNTY	N OF WHEATON, GRADE, BASE, BIT SURF & SHLD	3.5	RC	BITUMINOUS PAVEMENT	STP	1,000,000	800,000	0	0	0	200,000
699	TH 10	0301-47AC1	MN/DOT	IN DETROIT LAKES, RECONSTRUCTION (BAP PAYBACK)	5.5	RC	GRADE, SURFACE & BRIDGE	NHS	4,045,000	4,045,000	0	0	0	0
699	TH 10	0301-47SAC1	MN/DOT	IN DETROIT LAKES, RECONSTRUCTION (BAP PAYBACK)	5.5	SH	GRADE, SURFACE & BRIDGE	HES	3,834,000	3,834,000	0	0	0	0
700	TH 10	1401-137	MN/DOT	TH 75 TO DILWORTH (EB & WB) MILL AND OVERLAY	2.6	RD	BITUMINOUS OVERLAY	STP	1,100,000	880,000	0	0	220,000	0
701	TH 10	1401-142	MN/DOT	DILWORTH TO HAWLEY (WB)	16.4	RD	BITUMINOUS OVERLAY	SF	4,500,000	0	0	0	4,500,000	0
702	TH 29	5609-09	MN/DOT	MN 210 TO WADENA, OVERLAY	14.2	RS	BITUMINOUS OVERLAY	SF	2,600,000	0	0	0	2,600,000	0
703	TH 55	6107-11	MN/DOT	LOWRY TO GLENWOOD - RECLAIM	9.3	RD	BITUMINOUS RECLAMATION	SF	2,900,000	0	0	0	2,900,000	0
704	I 94	1480-149LAC	MN/DOT	34TH ST S CORRIDOR AND INTERSTATE INTERCHANGE (AC PAYBACK)	0.7	MC	CONCRETE PAVEMENT	FFM IM	1,500,000	1,500,000	0	0	0	0

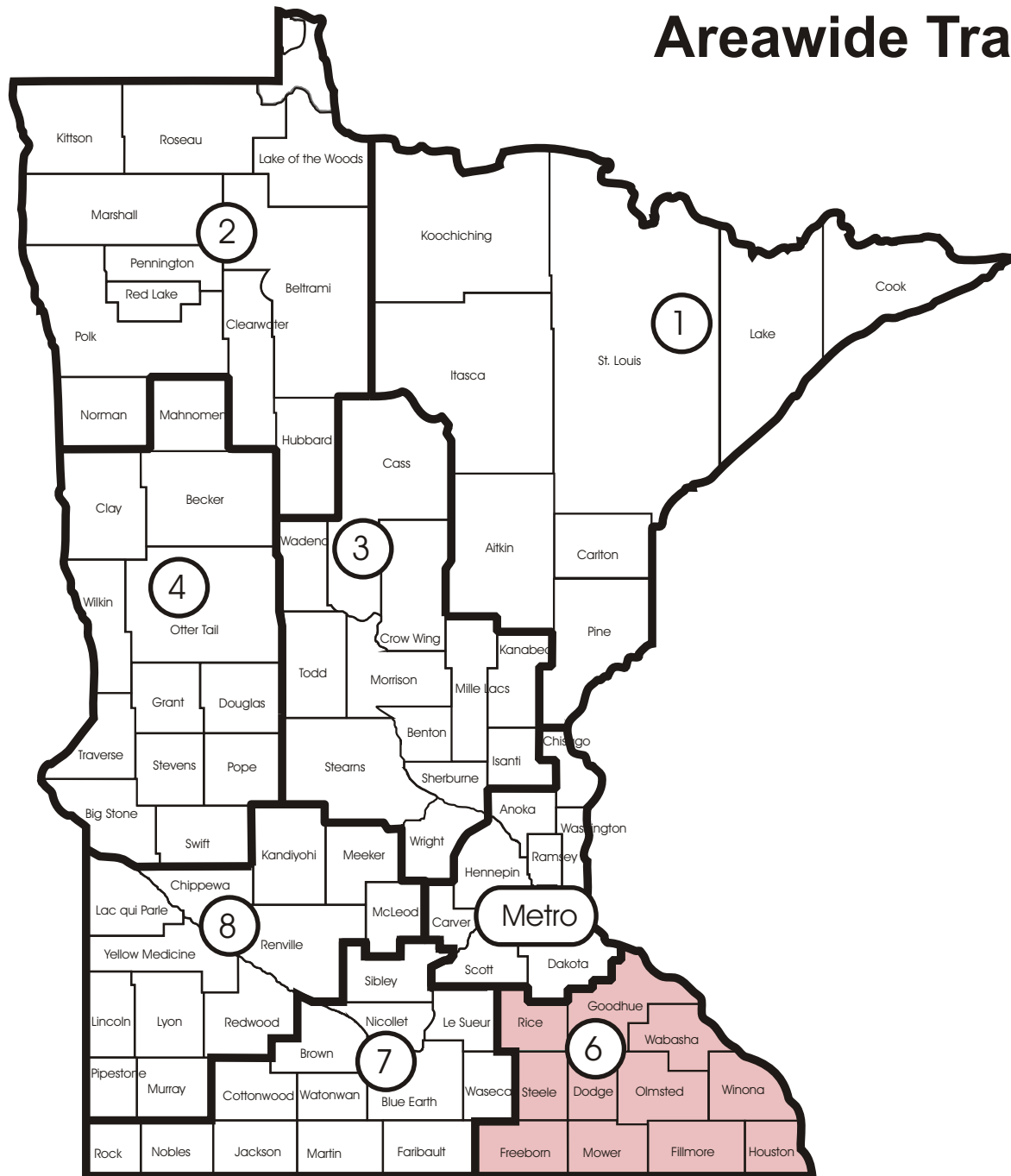
ATP: 4  
Fiscal Year: 2008

STIP for FY 2006-2008

Seq #	Route System	Project Number	Agency	Description	Miles	Program	Type of Work	Proposed Funds	Total	FHWA	AC	FTA	TH	Other
705	TH 297	5628-04	MN/DOT	TURNBACK TO FERGUS FALLS REGIONAL TREATMENT CENTER - BIT OVERLAY	0.5	RS	BITUMINOUS OVERLAY	SF	100,000	0	0	0	100,000	0
706	TH 999	8804-AM-08	MN/DOT	DISTRICTWIDE SETASIDES - MUNICIPAL AGREEMENTS - 2008	0.0	AM	COOP. CONST. AGREEMENT	SF	500,000	0	0	0	500,000	0
707	TH 999	8804-BI-08	MN/DOT	DISTRICTWIDE SETASIDES - BRIDGE IMPROVEMENT -2008	0.0	BI	BRIDGE REPAIR	SF	500,000	0	0	0	500,000	0
708	TH 999	8804-CA-08	MN/DOT	DISTRICTWIDE SETASIDE - CONSULTANT AGREEMENTS - 2008	0.0	CA	MISCELLANEOUS	SF	1,000,000	0	0	0	1,000,000	0
709	TH 999	8804-LS-08	MN/DOT	DISTRICTWIDE SETASIDES - LANDSCAPING- 2008	0.0	RB	LANDSCAPING	SF	30,000	0	0	0	30,000	0
710	TH 999	8804-PM-08	MN/DOT	DISTRICTWIDE SETASIDES - PREVENTIVE MAINTENANCE - 2008	0.0	PM	ROAD REPAIR	SF	3,500,000	0	0	0	3,500,000	0
711	TH 999	8804-RW-08	MN/DOT	DISTRICTWIDE SETASIDES - RIGHT-OF-WAY - 2008	0.0	RW	RIGHT OF WAY	SF	1,500,000	0	0	0	1,500,000	0
712	TH 999	8804-RX-08	MN/DOT	DISTRICTWIDE SETASIDES - BARC - 2008	0.0	RX	ROAD REPAIR	SF	1,500,000	0	0	0	1,500,000	0
713	TH 999	8804-SA-08	MN/DOT	DISTRICTWIDE SETASIDE - SUPPLEMENTAL AGREE & OVERRUNS, ETC. - 2008	0.0	SA	SUPP. AGREE. & COST OVERRUNS	SF	1,500,000	0	0	0	1,500,000	0
714	TH 999	8804-SC-08	MN/DOT	DISTRICTWIDE SETASIDES - SAFETY CAPACITY - 2008	0.0	SC	LIGHTING	SF	300,000	0	0	0	300,000	0
Summary for Year = 2008 (43 projects)									\$40,455,765	\$14,260,130	\$0	\$965,099	\$20,650,000	\$4,580,536



# Areawide Transportation Partnership (ATP) Boundaries



## DISTRICT 6

Transportation District Engineer

**Nelrae Succio**

**(507) 285-7374**

**2900 48th Street NW**

**Rochester, Minnesota 55901-5848**

**General Information: (507) 285-7350**

**FAX: (507) 285-7355**

ATP: 6  
Fiscal Year: 2006

STIP for FY 2006-2008

Seq #	Route System	Project Number	Agency	Description	Miles	Program	Type of Work	Proposed Funds	Total	FHWA	AC	FTA	TH	Other
715	BB	TRF-0001-06	MN/DOT	SECT 5311: CEDAR VALLEY SERVICES: ALBERT LEA TRANSIT OPERATING ASSISTANCE	0.0	OB	OPERATE BUS	FTA	166,000	0	0	25,738	0	140,262
716	BB	TRF-0020-06	MN/DOT	SECT 5311: CITY OF FARIBAUTL TRANSIT OPERATING ASSISTANCE	0.0	OB	OPERATE BUS	FTA	151,740	0	0	31,910	0	119,830
717	BB	TRF-0039-06	MN/DOT	SECT 5311: CITY OF NORTHFIELD TRANSIT OPERATING ASSISTANCE	0.0	OB	OPERATE BUS	FTA	243,800	0	0	43,075	0	200,725
718	BB	TRF-0047-06	ROCHESTER TRANSIT	SECT 5307: ROCHESTER DIAL-A-RIDE SYSTEM OPERATING ASSISTANCE	0.0	B9	OPERATE BUS	LF	554,003	0	0	0	0	554,003
719	BB	TRF-0047-06A	ROCHESTER TRANSIT	SECT 5307: ROCHESTER FIXED ROUTE SYSTEM OPERATING ASSISTANCE	0.0	B9	OPERATE BUS	FTA	3,252,665	0	0	518,018	0	2,734,647
720	BB	TRF-0047-06B	ROCHESTER TRANSIT	SECT 5307: ROCHESTER RR, PURCHASE 2 BUSES (CLASS 700)	0.0	B9	PURCHASE BUS	FTA	578,000	0	0	462,400	0	115,600
721	BB	TRF-0047-06C	ROCHESTER TRANSIT	SECT 5307: ROCHESTER RR, REVENUE CONTROL EQUIPMENT	0.0	B9	OPERATE BUS	FTA	100,000	0	0	80,000	0	20,000
722	BB	TRF-0065-06	MN/DOT	SECT 5311: CITY OF WINONA TRANSIT OPERATING ASSISTANCE	0.0	OB	OPERATE BUS	FTA	366,400	0	0	61,752	0	304,648
723	BB	TRF-1977-06	MN/DOT	SECT 5311: SEMCAC TRANSIT OPERATING ASSISTANCE	0.0	OB	OPERATE BUS	FTA	190,770	0	0	27,730	0	163,040
724	BB	TRF-2497-06	MN/DOT	SECT 5311: CITY OF STEWARTVILLE OPERATING ASSISTANCE	0.0	OB	OPERATE BUS	FTA	60,790	0	0	12,084	0	48,706
725	BB	TRF-3342-06	MN/DOT	SECT 5311: STEELE COUNTY TRANSIT OPERATING ASSISTANCE	0.0	OB	OPERATE BUS	FTA	331,950	0	0	60,988	0	270,962
726	BB	TRF-3780-03A	LA CRESCENT	SECT 5309: LACRESCENT TRANSFER STATION	0.0	B3	BUS GRANT CAPITAL IMPROVEMENT	FTA	73,776	0	0	59,021	0	14,755
727	BB	TRF-3780-06	LA CRESCENT	SECT 5307: CITY OF LA CRESCENT REGULAR ROUTE TRANSIT SYSTEM OPERATING ASSISTANCE	0.0	B9	OPERATE BUS	FTA	157,609	0	0	27,256	0	130,353
728	BB	TRF-3780-06A	LA CRESCENT	SECT 5309: LACRESCENT TRANSFER STATION: PHASE II	0.0	B3	BUS GRANT CAPITAL IMPROVEMENT	FTA	125,000	0	0	100,000	0	25,000
729	BB	TRF-7071-06	MN/DOT	SECT 5311: MOWER COUNTY TRANSIT OPERATING ASSISTANCE	0.0	OB	OPERATE BUS	FTA	423,130	0	0	61,408	0	361,722
730	BB	TRF-7284-06	MN/DOT	SECT 5311: THREE RIVERS TRANSIT OPERATING ASSISTANCE	0.0	OB	OPERATE BUS	FTA	602,500	0	0	117,317	0	485,183

ATP: 6  
Fiscal Year: 2006

STIP for FY 2006-2008

Seq #	Route System	Project Number	Agency	Description	Miles	Program	Type of Work	Proposed Funds	Total	FHWA	AC	FTA	TH	Other
731	BB	TRS-0001-06T	MN/DOT	CEDAR VALLEY SERVICES - ALBERT LEA - PURCHASE 1 BUS (CLASS 400)	0.0	TR	PURCHASE BUS	STP	54,000	43,200	0	0	0	10,800
732	BB	TRS-0039-06	MN/DOT	CITY OF NORTHFIELD - PURCHASE 1 BUS (CLASS 400)	0.0	TR	PURCHASE BUS	STP	55,000	44,000	0	0	0	11,000
733	BB	TRS-0047-06	ROCHESTER TRANSIT	ROCHESTER RR - PURCHASE 5 BUSES (CLASS 700)	0.0	TR	PURCHASE BUS	FTA STP	1,477,455	462,400	0	719,564	0	295,491
734	BB	TRS-0047-06T	ROCHESTER TRANSIT	CITY OF ROCHESTER PUBLIC TRANSIT - PURCHASE 1 BUS (CLASS 700)	0.0	TR	PURCHASE BUS	STP	350,000	280,000	0	0	0	70,000
735	BB	TRS-1977-06T	MN/DOT	SEMCAC PUBLIC TRANSIT (DODGE, FILLMORE, HOUSTON, STEELE AND WINONA COUNTIES) - PURCHASE 1 BUS (CLASS 400)	0.0	TR	PURCHASE BUS	STP	54,000	43,200	0	0	0	10,800
736	BB	TRS-3342-06T	MN/DOT	STEELE COUNTY PUBLIC TRANSIT - PURCHASE 1 BUS (CLASS 400)	0.0	TR	PURCHASE BUS	STP	54,000	43,200	0	0	0	10,800
737	BB	TRS-7284-06	MN/DOT	THREE RIVERS - PURCHASE 1 BUS (CLASS 400)	0.0	TR	PURCHASE BUS	STP	58,000	46,400	0	0	0	11,600
738	RR	74-00114, 74-00115	MN/DOT	MUN 70, CEDAR AVE AND MSAS 122 ELM AVE IN OWATONNA - SIGNAL MODERNIZATION (INSTALL NEW CANTILEVER SIGNALS AND GATES AND CONSOLIDATE TRACKAGE)	0.0	SR	RR X-ING IMPROVEMENTS	RRS	300,000	285,000	0	0	0	15,000
739	CSAH 46	24-646-10	FREEBORN COUNTY	FREEBORN CSAH 38 TO I-90 PETRAN INTERCHANGE - MILL & OVERLAY	6.0	RD	MILL AND OVERLAY	STP	1,300,000	975,000	0	0	0	325,000
740	CSAH 1	25-601-21	GOODHUE COUNTY	JCT GOODHUE CO RD 53 & GOODHUE CSAH 1 E TO APPROX 1000 FT N, BEYOND THE JCT WITH 285TH ST - RED WING - GRADE & SURFACE	4.4	RC	GRADE AND SURFACE	STP	1,800,000	1,440,000	0	0	0	360,000
741	CSAH 62	25-662-02	GOODHUE COUNTY	0.1 MI S OF JCT WITH GOODHUE CSAH 11 ON GOODHUE CSAH 62 OVER ZUMBRO RIVER IN PINE ISLAND, REPLACE BR 757	0.2	BR	BRIDGE REPLACEMENT	BROS	400,000	320,000	0	0	0	80,000
742	CSAH 20	28-606-20	HOUSTON COUNTY	JCT HOUSTON CSAH 6 AND HOUSTON CSAH 29 TO JCT HOUSTON CSAH 6 AND TH 14/16/61 - GRADE & SURFACE	0.3	RC	GRADE AND SURFACE	STP	630,000	504,000	0	0	0	126,000
743	PED/BIKE	50-090-03	MOWER COUNTY	SHOOTING STAR ALTERNATIVE TRANSPORTATION TRAIL (PART III)	4.7	EN	PEDESTRIAN BIKE TRAIL	EN	520,000	416,000	0	0	0	104,000
744	TWN 51	66-599-13	RICE COUNTY	1.5 MI E OF INTERSECTION OF RICE CSAH 19 OVER A RAILROAD CROSSING, BR L2736	0.2	BR	BRIDGE REPLACEMENT	STP	825,000	640,000	0	0	0	185,000
745	CSAH 2	66-602-06AC	RICE COUNTY	W RICE COUNTY LINE TO TH 19 (AC PAYBACK)	4.0	RC	GRADE AND SURFACE	STP	1,600,000	1,600,000	0	0	0	0

ATP: 6  
Fiscal Year: 2006

STIP for FY 2006-2008

Seq #	Route System	Project Number	Agency	Description	Miles	Program	Type of Work	Proposed Funds	Total	FHWA	AC	FTA	TH	Other
746	CSAH 12	85-612-25	WINONA COUNTY	NODINE TO WINONA CSAH 1 - GRADE & SURFACE (AC PROJECT, PAYBACK IN 2007)	1.6	RC	GRADE AND SURFACE	STP	129,000	0	516,000	0	0	129,000
747	MUN	104-139-05	AUSTIN	1ST ST NE TO 4TH ST NE IN AUSTIN, RECONSTRUCTION OF OAKLAND AVENUE	0.2	RC	BRIDGE REMOVAL	STP	2,200,000	1,680,000	0	0	0	520,000
748	PED/BIKE	176-090-02	WINONA	MIDDLE SCHOOL BIKE PATH IN WINONA	1.1	EN	PEDESTRIAN BIKE TRAIL	EN	426,000	340,000	0	0	0	86,000
749	MUN 125	176-125-06	WINONA	PELZER STREET FROM TH 61 TO THEURER BOULEVARD, GRADE, SURFACE & BRIDGE	0.0	MC	GRADE, SURFACE & BRIDGE	STP	10,670,624	2,000,000	0	0	0	8,670,624
750	TH 14	2001-31	MN/DOT	3.1 MI E TH 218 TO 0.44 MI E DODGE CSAH 5 RT, BITUMINOUS MILL & OVERLAY	10.1	PM	THIN OVERLAY (2" OR LESS)	SF	635,030	0	0	0	635,030	0
751	TH 14	5502-85AC3	MN/DOT	DESIGN BUILD - BEST VALUE (AC PAYBACK)	10.8	MC	GRADE, SURFACE & BRIDGE	NHS	17,120,000	17,120,000	0	0	0	0
752	TH 14	7402-24	MN/DOT	0.53 MI E TH 218 TO 3.1 MI E TH 218, BITUMINOUS MILL AND OVERLAY	2.6	PM	THIN OVERLAY (2" OR LESS)	SF	113,934	0	0	0	113,934	0
753	TH 30	2305-23	MN/DOT	RP 253 TO W LIM OF RUSHFORD, BITUMINOUS MILL & OVERLAY (ELLA)	11.8	RX	THIN OVERLAY (2" OR LESS)	SF	481,240	0	0	0	481,240	0
754	I 35	7480-111	MN/DOT	TRAFFIC SIGNAL INSTALLATION AT I-35 EAST RAMPS AND TH 14 WEST/HOFFMAN ST IN OWATONNA	0.0	SC	TRAFFIC SIGNAL INST.	SF	150,000	0	0	0	150,000	0
755	TH 43	8503-42	MN/DOT	480 FT N OF SARNIA ST TO BROADWAY ST IN WINONA, BITUMINOUS MILL & OVERLAY	0.4	RX	THIN OVERLAY (2" OR LESS)	SF	137,993	0	0	0	137,993	0
756	TH 52	2310-22AC	MN/DOT	E JCT TH 16 (NEAR PRESTON) TO JCT TH 80 (FOUNTAIN) (AC PAYBACK)	7.7	RC	GRADE, SURFACE & BRIDGE	STP	7,476,652	7,476,652	0	0	0	0
757	TH 52	5508-84	MN/DOT	ORONOCO - DESIGN BUILD, (BAP PROJECT, PAYBACK IN 2007 AND 2008)	4.1	MC	GRADE, SURFACE & BRIDGE	BF STP	12,951,000	0	14,016,109	0	0	12,951,000
757	TH 52	5508-84L	OLMSTED COUNTY ORONOCO	ORONOCO DESIGN/BUILD PROJECT, OLMSTED COUNTY & CITY OF ORONOCO PROJECT COST SHARE	4.1	MC	GRADE, SURFACE & BRIDGE	STP	3,763,891	1,508,874	0	0	0	2,255,017
757	TH 52	5508-84S	MN/DOT	ORONOCO - DESIGN BUILD - HES FUNDING	4.1	MC	GRADE, SURFACE & BRIDGE	HES	0	0	5,000,000	0	0	0
758	TH 56	2006-21	MN/DOT	S LIM WEST CONCORD TO 0.17 MI S OF DODGE CSAH 24, THRU WEST CONCORD, GRADE & SURFACE	0.9	RC	GRADE AND SURFACE	SF	800,000	0	0	0	800,000	0
759	TH 58	2510-45	MN/DOT	BETWEEN 0.7 MI S OF GOODHUE CSAH 5 AND 7TH ST IN RED WING	4.6	RB	LANDSCAPING	SF	30,000	0	0	0	30,000	0

ATP: 6  
Fiscal Year: 2006

STIP for FY 2006-2008

Seq #	Route System	Project Number	Agency	Description	Miles	Program	Type of Work	Proposed Funds	Total	FHWA	AC	FTA	TH	Other
760	TH 60	6607-45	MN/DOT	TH 21 TO CENTRAL AVENUE IN FARIBAUT, BITUMINOUS MILL & OVERLAY	1.1	RX	THIN OVERLAY (2" SF OR LESS)	SF	251,583	0	0	0	251,583	0
761	TH 61	8504-66	MN/DOT	COOPERATIVE AGREEMENT - BRIDGE WIDENING AND DECK REPLACEMENT OF BR 9045 ON TH 61 IN WINONA	0.0	AM	WIDEN AND REDECK	SF	175,000	0	0	0	175,000	0
762	TH 61	8506-67	MN/DOT	AT JCT TH 14 (AT PELZER ST) IN WINONA, INTERSECTION IMPROVEMENT AND TRAFFIC SIGNAL	0.0	AM	TRAFFIC SIGNAL REVISION	SF	2,179,586	0	0	0	2,179,586	0
763	TH 65	2404-38AC	MN/DOT	INSTALL GATES/CIRC AT TH 65 RR CROSSING IN ALBERT LEA (AC PAYBACK)	0.0	SR	RR X-ING IMPROVEMENTS	RRS	315,000	315,000	0	0	0	0
764	TH 74	8508-32	MN/DOT	OVER MID FORK WHITEWATER RIVER IN STATE PARK, BR 85019 (NEW BR 85024)	0.2	BR	BRIDGE REPLACEMENT	SF	1,000,000	0	0	0	1,000,000	0
765	I 90	5007-9183A	MN/DOT	PAINT BRS 9201 AND 9183 ON I-90 BETWEEN JCT I-35 AND JCT TH 56 AND BRS 74817 AND 74818 ON I-35 AT N JCT OF TH 14 (ELLA)	0.0	BI	PAINT BRIDGE	SF	415,320	0	0	0	415,320	0
766	I 90	5080-144	MN/DOT	I-90 IN AUSTIN, REPLACE SIGNS AT VARIOUS LOCATIONS	0.0	SC	SIGNING	SF	600,000	0	0	0	600,000	0
767	TH 218	7408-37	MN/DOT	S JCT TH 30 TO TH 14, MILL & OVERLAY (ELLA)	14.8	RS	BITUMINOUS OVERLAY	SF	2,732,000	0	0	0	2,732,000	0
768	TH 999	8806-AM-06	MN/DOT	DISTRICTWIDE SETASIDES - MUNICIPAL AGREEMENTS - 2006	0.0	AM	COOP. CONST. AGREEMENT	SF	125,000	0	0	0	125,000	0
769	TH 999	8806-BI-06	MN/DOT	DISTRICTWIDE SETASIDES - BRIDGE REPAIR - 2006	0.0	BI	BRIDGE REPAIR	SF	84,680	0	0	0	84,680	0
770	TH 999	8806-CA-06	MN/DOT	DISTRICTWIDE SETASIDES - CONSULTANT AGREEMENTS - 2006	0.0	CA	MISCELLANEOUS	SF	1,500,000	0	0	0	1,500,000	0
771	TH 999	8806-PM-06	MN/DOT	DISTRICTWIDE SETASIDES - PREVENTIVE MAINTENANCE - 2006	0.0	PM	PREVENTIVE MAINTENANCE	SF	1,041,029	0	0	0	1,041,029	0
772	TH 999	8806-RW-06	MN/DOT	DISTRICTWIDE SETASIDES - RIGHT-OF-WAY - 2006	0.0	RW	RIGHT OF WAY	SF	9,963,000	0	0	0	9,963,000	0
773	TH 999	8806-RX-06	MN/DOT	DISTRICTWIDE SETASIDES - ROAD REPAIR - 2006	0.0	RX	ROAD REPAIR	SF	36,015	0	0	0	36,015	0
774	TH 999	8806-SA-06	MN/DOT	DISTRICTWIDE SETASIDES - SUPPLEMENTAL AGREEMENTS - 2006	0.0	SA	SUPP. AGREE. & COST OVERRUNS	SF	1,200,000	0	0	0	1,200,000	0
Summary for Year = 2006 (62 projects)									\$95,559,165	\$37,582,926	\$19,532,109	\$2,408,261	\$23,651,410	\$31,916,568

ATP: 6  
Fiscal Year: 2007

STIP for FY 2006-2008

Seq #	Route System	Project Number	Agency	Description	Miles	Program	Type of Work	Proposed Funds	Total	FHWA	AC	FTA	TH	Other
775	BB	TRF-0001-07	MN/DOT	SECT 5311: CEDAR VALLEY SERVICES: ALBERT LEA TRANSIT OPERATING ASSISTANCE	0.0	OB	OPERATE BUS	FTA	166,000	0	0	25,738	0	140,262
776	BB	TRF-0020-07	MN/DOT	SECT 5311: CITY OF FARIBAULT TRANSIT OPERATING ASSISTANCE	0.0	OB	OPERATE BUS	FTA	151,740	0	0	31,910	0	119,830
777	BB	TRF-0039-07	MN/DOT	SECT 5311: CITY OF NORTHFIELD TRANSIT OPERATING ASSISTANCE	0.0	OB	OPERATE BUS	FTA	243,800	0	0	43,075	0	200,725
778	BB	TRF-0047-07	ROCHESTER TRANSIT	SECT 5307: ROCHESTER DIAL-A-RIDE SYSTEM OPERATING ASSISTANCE	0.0	B9	OPERATE BUS	LF	554,003	0	0	0	0	554,003
779	BB	TRF-0047-07A	ROCHESTER TRANSIT	SECT 5307: ROCHESTER FIXED ROUTE SYSTEM OPERATING ASSISTANCE	0.0	B9	OPERATE BUS	FTA	3,252,665	0	0	518,018	0	2,734,647
780	BB	TRF-0065-07	MN/DOT	SECT 5311: CITY OF WINONA TRANSIT OPERATING ASSISTANCE	0.0	OB	OPERATE BUS	FTA	366,400	0	0	61,752	0	304,648
781	BB	TRF-1977-07	MN/DOT	SECT 5311: SEMCAC TRANSIT OPERATING ASSISTANCE	0.0	OB	OPERATE BUS	FTA	190,770	0	0	27,730	0	163,040
782	BB	TRF-2497-07	MN/DOT	SECT 5311: CITY OF STEWARTVILLE OPERATING ASSISTANCE	0.0	OB	OPERATE BUS	FTA	60,790	0	0	12,084	0	48,706
783	BB	TRF-3342-07	MN/DOT	SECT 5311: STEELE COUNTY TRANSIT OPERATING ASSISTANCE	0.0	OB	OPERATE BUS	FTA	331,950	0	0	60,988	0	270,962
784	BB	TRF-3780-07	LA CRESCENT	SECT 5307: CITY OF LA CRESCENT REGULAR ROUTE TRANSIT SYSTEM OPERATING ASSISTANCE	0.0	B9	OPERATE BUS	FTA	157,609	0	0	27,256	0	130,353
785	BB	TRF-7071-07	MN/DOT	SECT 5311: MOWER COUNTY TRANSIT OPERATING ASSISTANCE	0.0	OB	OPERATE BUS	FTA	423,130	0	0	61,408	0	361,722
786	BB	TRF-7284-07	MN/DOT	SECT 5311: THREE RIVERS TRANSIT OPERATING ASSISTANCE	0.0	OB	OPERATE BUS	FTA	602,500	0	0	117,317	0	485,183
787	BB	TRS-0020-07A	MN/DOT	CITY OF FARIBAULT, PURCHASE 1 BUS (CLASS 400)	0.0	TR	PURCHASE BUS	STP	57,000	45,600	0	0	0	11,400
788	BB	TRS-0039-07A	MN/DOT	CITY OF NORTHFIELD, PURCHASE 1 BUS (CLASS 400)	0.0	TR	PURCHASE BUS	STP	57,000	45,600	0	0	0	11,400
789	BB	TRS-0047-07B	ROCHESTER TRANSIT	ROCHESTER RR, PURCHASE 1 BUS (CLASS 700)(5307)	0.0	TR	PURCHASE BUS	STP	295,491	236,393	0	0	0	59,098
790	BB	TRS-0047-07T	ROCHESTER TRANSIT	ROCHESTER, PURCHASE LARGE BUSES (CLASS 700)	0.0	TR	PURCHASE BUS	STP	342,500	274,000	0	0	0	68,500
791	BB	TRS-0065-07T	MN/DOT	WINONA, PURCHASE 2 BUSES (CLASS 600)	0.0	TR	PURCHASE BUS	STP	268,000	214,400	0	0	0	53,600

ATP: 6  
Fiscal Year: 2007

STIP for FY 2006-2008

Seq #	Route System	Project Number	Agency	Description	Miles	Program	Type of Work	Proposed Funds	Total	FHWA	AC	FTA	TH	Other
792	BB	TRS-3342-07	MN/DOT	STEELE COUNTY, PURCHASE 1 BUS (CLASS 400)	0.0	TR	PURCHASE BUS	STP	57,000	45,600	0	0	0	11,400
793	BB	TRS-3780-07T	MN/DOT	LACRESCENT, PURCHASE 1 BUS (CLASS 600)	0.0	TR	PURCHASE BUS	STP	134,000	107,200	0	0	0	26,800
794	BB	TRS-7071-07T	MN/DOT	MOWER COUNTY, PURCHASE 1 BUS (CLASS 400)	0.0	TR	PURCHASE BUS	STP	56,000	44,800	0	0	0	11,200
795	BB	TRS-7284-07	MN/DOT	THREE RIVERS, PURCHASE 1 BUS (CLASS 400)	0.0	TR	PURCHASE BUS	STP	57,000	45,600	0	0	0	11,400
796	RR	24-00124	MN/DOT	INSTALL GATES & SIGNALS AT FREEBORN CSAH 35	0.0	SR	RR X-ING IMPROVEMENTS	RRS	175,000	157,500	0	0	0	17,500
797	RR	50-00107	MN/DOT	MSAS 132, 5TH PL SE, AUSTIN, INSTALL GATES ON IC&E	0.0	SR	RR X-ING IMPROVEMENTS	RRS	175,000	157,500	0	0	0	17,500
798	RR	66-00112	MN/DOT	INSTALL GATES & SIGNALS AT RICE CSAH 9	0.0	SR	RR X-ING IMPROVEMENTS	RRS	175,000	157,500	0	0	0	17,500
799	TWN 195	23-599-175	FILLMORE COUNTY	0.1 MI S OF TH 30, REPLACE BR L4757	0.2	BR	BRIDGE REPLACEMENT	BROS	440,000	160,000	0	0	0	280,000
800	CSAH 23	23-623-23	FILLMORE COUNTY	0.3 MI N OF FILLMORE CSAH 24, REPLACE BR 93038	0.2	BR	BRIDGE REPLACEMENT	BROS	500,000	160,000	0	0	0	340,000
801	CSAH 24	23-624-03	FILLMORE COUNTY	0.7 MI W OF FILLMORE CSAH 28, REPLACE BR 4408	0.2	BR	BRIDGE REPLACEMENT	BROS	560,000	160,000	0	0	0	400,000
802	CSAH 48	24-648-03	FREEBORN COUNTY	MARGARETHA AVE BETWEEN 11TH AND 14TH ST IN ALBERT LEA, GRADE & SURFACE	0.5	RC	CONCRETE PAVEMENT	STP	380,000	280,000	0	0	0	100,000
803	CSAH 10	28-610-18	HOUSTON COUNTY	0.3 MI N OF CSAH 11, REPLACE BR 7075	0.3	BR	BRIDGE REPLACEMENT	BROS	430,000	160,000	0	0	0	270,000
804	CSAH 20	28-620-12	HOUSTON COUNTY	0.4 MI S OF N JCT TH 44, REPLACE BR 1332	0.3	BR	BRIDGE REPLACEMENT	BROS	360,000	160,000	0	0	0	200,000
805	CSAH 46	50-646-04	MOWER COUNTY	0.2 MI W OF I-90 TO W MOWER CO LINE	1.3	RS	CRACK AND OVERLAY	STP	750,000	600,000	0	0	0	150,000
806	PED/BIKE	55-090-02	OLMSTED COUNTY	MAYOWOOD ROAD (OLMSTED CR 125) TRAIL AND TRAILHEAD DEVELOPMENT	0.9	EN	PEDESTRIAN BIKE TRAIL	EN	405,283	271,540	0	0	0	133,743
807	CSAH 34	74-634-11	STEELE COUNTY	STEELE CSAH 1 TO STEELE CSAH 45 IN OWATONNA, GRADE & SURFACE	0.8	RC	GRADE AND SURFACE	STP	1,636,800	960,000	0	0	0	676,800
808	CSAH 12	85-612-25AC	WINONA COUNTY	NODINE TO WINONA CSAH 1, GRADE & SURFACE (AC PAYBACK)	1.6	RC	GRADE AND SURFACE	STP	516,000	516,000	0	0	0	0

ATP: 6  
Fiscal Year: 2007

STIP for FY 2006-2008

Seq #	Route System	Project Number	Agency	Description	Miles	Program	Type of Work	Proposed Funds	Total	FHWA	AC	FTA	TH	Other
809	CITY	101-020-13	ALBERT LEA	MARGARETHA AVE BETWEEN 11TH AND 14TH ST IN ALBERT LEA, GRADE & SURFACE	0.5	RC	CONCRETE PAVEMENT	STP	720,000	600,000	0	0	0	120,000
810	PED/BIKE	104-090-03	AUSTIN	WILDWOOD TRAIL LINK	2.9	EN	PEDESTRIAN BIKE TRAIL	EN	369,550	295,640	0	0	0	73,910
811	PED/BIKE	149-090-02	NORTHFIELD	MILL TOWNS TRAIL, TRAILHEAD AND TRAIL CONNECTION PROJECT	0.2	EN	PEDESTRIAN BIKE TRAIL	EN	418,169	334,535	0	0	0	83,634
812	CITY	159-080-13	ROCHESTER	50TH AVE NW FROM OLMSTED CSAH 4 TO NICKLAUS DR NW IN ROCHESTER	1.2	RC	GRADE AND SURFACE	STP	2,700,000	1,350,000	0	0	0	1,350,000
813	TH 3	6612-91	MN/DOT	N END CANNON RIVER BR 6865 TO THE S END C&NW RY BR 61001 IN NORTHFIELD	0.6	RB	LANDSCAPING	SF	50,000	0	0	0	50,000	0
814	TH 14	5502-85AC4	MN/DOT	DESIGN BUILD - BEST VALUE (AC PAYBACK)	10.8	MC	GRADE,SURFACE & BRIDGE	NHS	17,120,000	17,120,000	0	0	0	0
815	TH 30	2305-21	MN/DOT	4.7 MI E OF JCT TH 74, REPLACE BR 5803	0.0	BR	BRIDGE REPLACEMENT	SF	1,240,000	0	0	0	1,240,000	0
816	TH 30	5505-24	MN/DOT	STEWARTVILLE TO CUMMINGSVILLE, BITUMINOUS OVERLAY	11.9	RS	MILL AND OVERLAY	SF	2,600,000	0	0	0	2,600,000	0
817	TH 30	5505-25	MN/DOT	S JCT OF TH 63 TO 0.39 MI E IN STEWARTVILLE, GRADE & SURFACE	0.4	RC	GRADE AND SURFACE	SF LF	1,000,000	0	0	0	600,000	400,000
818	TH 52	2310-33	MN/DOT	BETWEEN E JCT TH 16 IN PRESTON AND JCT TH 80 IN FOUNTAIN, LANDSCAPING	15.9	RB	LANDSCAPING	SF	75,000	0	0	0	75,000	0
819	TH 52	2505-9659A	MN/DOT	PAINT BR 9659 (US 52 SB OVER TH 60, RP 75.853), 9660 (US 52 NB OVER TH 60, RP 75.852)	0.0	BI	PAINT BRIDGE	SF	200,000	0	0	0	200,000	0
820	TH 52	5508-84AC1	MN/DOT	ORONOCO - DESIGN BUILD - (DISTRICT SHARE BAP PAYBACK)	4.1	MC	GRADE,SURFACE & BRIDGE	SF	9,963,000	9,963,000	0	0	0	0
821	TH 61	2805-62	MN/DOT	IN LACRESCENT (DIKE ROAD) OVER CP RR AND CITY STREET, BR 5475 (AC PROJECT, PAYBACK IN 2008)	0.0	BR	BRIDGE REPLACEMENT	NHS	4,400,000	0	4,200,000	0	4,400,000	0
822	TH 63	5509-62AC1	MN/DOT	TH 63 @ 40TH ST SW IN ROCHESTER (AC PAYBACK)	1.4	MC	GRADE,SURFACE & BRIDGE	NHS	5,000,000	5,000,000	0	0	0	0
823	TH 999	8806-AM-07	MN/DOT	DISTRICTWIDE SETASIDES - MUNICIPAL AGREEMENTS - 2007	0.0	AM	COOP. CONST. AGREEMENT	SF	300,000	0	0	0	300,000	0
824	TH 999	8806-BI-07	MN/DOT	DISTRICTWIDE SETASIDES - BRIDGE REPAIR - 2007	0.0	BI	BRIDGE REPAIR	SF	300,000	0	0	0	300,000	0
825	TH 999	8806-CA-07	MN/DOT	DISTRICTWIDE SETASIDES - CONSULTANT AGREEMENTS - 2007	0.0	CA	MISCELLANEOUS	SF	1,500,000	0	0	0	1,500,000	0

ATP: 6

Fiscal Year: 2007

STIP for FY 2006-2008

Seq #	Route System	Project Number	Agency	Description	Miles	Program	Type of Work	Proposed Funds	Total	FHWA	AC	FTA	TH	Other
826	TH 999	8806-PM-07	MN/DOT	DISTRICTWIDE SETASIDES - PREVENTIVE MAINTENANCE - 2007	0.0	PM	PREVENTIVE MAINTENANCE	SF	1,500,000	0	0	0	1,500,000	0
827	TH 999	8806-RW-07	MN/DOT	DISTRICTWIDE SETASIDES - RIGHT-OF-WAY - 2007	0.0	RW	RIGHT OF WAY	SF	3,200,000	0	0	0	3,200,000	0
828	TH 999	8806-RX-07	MN/DOT	DISTRICTWIDE SETASIDES - ROAD REPAIR/BARC - 2007	0.0	RX	ROAD REPAIR	SF	700,000	0	0	0	700,000	0
829	TH 999	8806-SA-07	MN/DOT	DISTRICTWIDE SETASIDES - SUPPLEMENTAL AGREEMENTS AND COST OVERRUNS - 2007	0.0	SA	SUPP. AGREE. & COST OVERRUNS	SF	1,200,000	0	0	0	1,200,000	0
Summary for Year = 2007 (55 projects)									\$68,884,150	\$39,622,408	\$4,200,000	\$987,276	\$17,865,000	\$10,409,466

ATP: 6  
Fiscal Year: 2008

STIP for FY 2006-2008

Seq #	Route System	Project Number	Agency	Description	Miles	Program	Type of Work	Proposed Funds	Total	FHWA	AC	FTA	TH	Other
830	BB	TRF-0001-08	MN/DOT	SECT 5311: CEDAR VALLEY SERVICES: ALBERT LEA TRANSIT OPERATING ASSISTANCE	0.0	OB	OPERATE BUS	FTA	166,000	0	0	25,738	0	140,262
831	BB	TRF-0020-08	MN/DOT	SECT 5311: CITY OF FARIBAULT TRANSIT OPERATING ASSISTANCE	0.0	OB	OPERATE BUS	FTA	151,740	0	0	31,910	0	119,830
832	BB	TRF-0039-08	MN/DOT	SECT 5311: CITY OF NORTHFIELD TRANSIT OPERATING ASSISTANCE	0.0	OB	OPERATE BUS	FTA	243,800	0	0	43,075	0	200,725
833	BB	TRF-0047-08	ROCHESTER TRANSIT	SECT 5307: ROCHESTER DIAL-A-RIDE SYSTEM OPERATING ASSISTANCE	0.0	B9	OPERATE BUS	LF	554,003	0	0	0	0	554,003
834	BB	TRF-0047-08A	ROCHESTER TRANSIT	SECT 5307: ROCHESTER FIXED ROUTE SYSTEM OPERATING ASSISTANCE	0.0	B9	OPERATE BUS	FTA	3,252,665	0	0	518,018	0	2,734,647
835	BB	TRF-0065-08	MN/DOT	SECT 5311: CITY OF WINONA TRANSIT OPERATING ASSISTANCE	0.0	OB	OPERATE BUS	FTA	366,400	0	0	61,752	0	304,648
836	BB	TRF-1977-08	MN/DOT	SECT 5311: SEMCAC TRANSIT OPERATING ASSISTANCE	0.0	OB	OPERATE BUS	FTA	190,770	0	0	27,730	0	163,040
837	BB	TRF-2497-08	MN/DOT	SECT 5311: CITY OF STEWARTVILLE OPERATING ASSISTANCE	0.0	OB	OPERATE BUS	FTA	60,790	0	0	12,084	0	48,706
838	BB	TRF-3342-08	MN/DOT	SECT 5311: STEELE COUNTY TRANSIT OPERATING ASSISTANCE	0.0	OB	OPERATE BUS	FTA	331,950	0	0	60,988	0	270,962
839	BB	TRF-3780-08	LA CRESCENT	SECT 5307: CITY OF LA CRESCENT REGULAR ROUTE TRANSIT SYSTEM OPERATING ASSISTANCE	0.0	B9	OPERATE BUS	FTA	157,609	0	0	27,256	0	130,353
840	BB	TRF-7071-08	MN/DOT	SECT 5311: MOWER COUNTY TRANSIT OPERATING ASSISTANCE	0.0	OB	OPERATE BUS	FTA	423,130	0	0	61,408	0	361,722
841	BB	TRF-7284-08	MN/DOT	SECT 5311: THREE RIVERS TRANSIT OPERATING ASSISTANCE	0.0	OB	OPERATE BUS	FTA	602,500	0	0	117,317	0	485,183
842	BB	TRS-0039-08A	MN/DOT	CITY OF NORTHFIELD, PURCHASE 1 BUS (CLASS 400)	0.0	TR	PURCHASE BUS	STP	59,000	47,200	0	0	0	11,800
843	BB	TRS-1977-08A	MN/DOT	SEMCAC PUBLIC TRANSIT (DODGE, FILLMORE, HOUSTON, STEELE AND WINONA COUNTIES), PURCHASE 1 BUS (CLASS 400)	0.0	TR	PURCHASE BUS	STP	59,000	47,200	0	0	0	11,800
844	BB	TRS-1977-08T	MN/DOT	SEMCAC PUBLIC TRANSIT, PURCHASE 1 BUS (CLASS 400)	0.0	TR	PURCHASE BUS	STP	58,000	46,400	0	0	0	11,600
845	BB	TRS-3342-08T	MN/DOT	STEELE COUNTY PUBLIC TRANSIT - PURCHASE 1 BUS (CLASS 400)	0.0	TR	PURCHASE BUS	STP	58,000	46,400	0	0	0	11,600
846	BB	TRS-7071-08A	MN/DOT	MOWER COUNTY, PURCHASE 1 BUS (CLASS 400)	0.0	TR	PURCHASE BUS	STP	59,000	47,200	0	0	0	11,800

ATP: 6  
Fiscal Year: 2008

STIP for FY 2006-2008

Seq #	Route System	Project Number	Agency	Description	Miles	Program	Type of Work	Proposed Funds	Total	FHWA	AC	FTA	TH	Other
847	BB	TRS-7071-08T	MN/DOT	MOWER COUNTY, PURCHASE 1 BUS (CLASS 400)	0.0	TR	PURCHASE BUS	STP	58,000	46,400	0	0	0	11,600
848	BB	TRS-7284-08T	MN/DOT	THREE RIVERS PUBLIC TRANSIT (GOODHUE & WABASHA COS), PURCHASE 1 BUS (CLASS 400)	0.0	TR	PURCHASE BUS	STP	58,000	46,400	0	0	0	11,600
849	RR	24-00125	MN/DOT	NEWTON AVE, MSAS 116, ALBERT LEA, UPGRADE TO GATES	0.0	SR	RR X-ING IMPROVEMENTS	RRS	200,000	180,000	0	0	0	20,000
850	RR	25-00110	MN/DOT	SKI ROAD N, RED WING (3.5 MI. SE), FLORENCE TWP, GOODHUE COUNTY, INSTALL GATES	0.0	SR	RR X-ING IMPROVEMENTS	RRS	185,000	185,000	0	0	0	0
851	RR	25-00111	MN/DOT	347TH AVE WAY, FLORENCE TWP, INSTALL GATES	0.0	SR	RR X-ING IMPROVEMENTS	RRS	200,000	180,000	0	0	0	20,000
852	CSAH 6	23-606-02	FILLMORE COUNTY	ON FILLMORE CSAH 6, REPLACE BR 3309	0.3	BR	BRIDGE REPLACEMENT	BROS	235,000	160,000	0	0	0	75,000
853	CSAH 20	23-620-02	FILLMORE COUNTY	ON FILLMORE CSAH 20, REPLACE BR 92882	0.3	BR	BRIDGE REPLACEMENT	BROS	215,000	160,000	0	0	0	55,000
854	CSAH 26	23-626-08	FILLMORE COUNTY	ON FILLMORE CSAH 26, REPLACE BR 9929	0.3	BR	BRIDGE REPLACEMENT	BROS	215,000	160,000	0	0	0	55,000
855	CSAH 30	23-630-05	FILLMORE COUNTY	ON FILLMORE CSAH 30, REPLACE BR 9945	0.3	BR	BRIDGE REPLACEMENT	BROS	235,000	160,000	0	0	0	75,000
856	CSAH 5	28-605-12	HOUSTON COUNTY	HOUSTON CR 249 TO 0.7 MILES SOUTH OF HOUSTON CSAH 14, BR 88415	3.6	RC	GRADE AND BRIDGE	STP	1,500,000	1,200,000	0	0	0	300,000
857	CSAH 32	28-632-02	HOUSTON COUNTY	2.15 MI EAST OF JCT OF HOUSTON CSAH 3 TO 0.3 MI EAST, REPLACE BR 6936	0.3	BR	BRIDGE REPLACEMENT	BROS	220,000	144,000	0	0	0	76,000
858	CSAH 28	66-628-07	RICE COUNTY	RICE CSAH 28 - WOODLEY ST - PRAIRIE ST TO JEFFERSON PKWY, GRADE & SURFACE	0.6	RC	GRADE AND SURFACE	STP	770,000	616,000	0	0	0	154,000
859	CSAH 34	74-634-10	STEELE COUNTY	STEELE CSAH 45 TO STEELE CSAH 8, GRADE & SURFACE	1.5	RC	GRADE AND SURFACE	STP	1,200,000	960,000	0	0	0	240,000
860	CSAH 33	79-633-06	WABASHA COUNTY	TH 63 TO WABASHA CSAH 2 - 6 MILES SW OF LAKE CITY, BITUMINOUS PAVEMENT	2.8	MC	BITUMINOUS PAVEMENT	STP	575,000	460,000	0	0	0	115,000
861	CITY	149-020-09	NORTHFIELD	WOODLEY ST - PRAIRIE ST TO JEFFERSON PKWY, GRADE & SURFACE	0.6	RC	GRADE AND SURFACE	STP	630,000	504,000	0	0	0	126,000
862	PED/BIKE	159-090-15	ROCHESTER	CASCADE LAKE/DOUGLAS TRAIL PEDESTRIAN BRIDGE OVER DM&E RAILROAD	0.0	EN	PEDESTRIAN BIKE BRIDGE	EN	996,600	795,000	0	0	0	201,600
863	CITY	159-113-16	ROCHESTER	11TH AVE NW - 6TH ST NW TO 10TH ST NW, CONCRETE PAVEMENT REHAB	0.2	RD	CONCRETE PAVEMENT REHAB	STP	970,000	730,000	0	0	0	240,000

August 25, 2005

Project Listing Page III-66 of 130

ATP: 6  
Fiscal Year: 2008

STIP for FY 2006-2008

Seq #	Route System	Project Number	Agency	Description	Miles	Program	Type of Work	Proposed Funds	Total	FHWA	AC	FTA	TH	Other
864	TH 3	6612-84	MN/DOT	S OF DUNDAS, BR 6842 OVER CANNON RIVER (AC PROJECT, PAYBACK IN 2009)	0.1	BR	BRIDGE REPLACEMENT	STP	400,000	0	1,600,000	0	400,000	0
865	TH 3	6612-94	MN/DOT	CONSTRUCT VARIOUS INTERSECTION SAFETY IMPROVEMENTS BETWEEN FARIBAULT AND NORTHFIELD	8.0	SC	GRADE AND SURFACE	SF	250,000	0	0	0	250,000	0
866	TH 3	6612-95	MN/DOT	REPLACE BR 5337 (NEW BR 66002) ON TH 3 OVER RR 2.7 MI NE OF JCT TH 21 (NEAR FARIBAULT) (AC PROJECT, PAYBACK IN 2009)	0.0	BR	BRIDGE REPLACEMENT	STP	300,000	0	1,200,000	0	300,000	0
867	TH 14	5502-85AC5	MN/DOT	DESIGN BUILD - BEST VALUE (AC PAYBACK)	10.8	MC	GRADE,SURFACE & BRIDGE	NHS	17,120,000	17,120,000	0	0	0	0
868	TH 21	6605-35	MN/DOT	TH 99 TO FARIBAULT, MILL & OVERLAY	6.4	RS	MILL AND OVERLAY	SF	1,900,000	0	0	0	1,900,000	0
869	I 35	7480-112	MN/DOT	AT I-35 WEST RAMPS AND BRIDGE STREET IN OWATONNA, TRAFFIC SIGNAL INSTALLATION	0.0	SC	TRAFFIC SIGNAL INST.	SF	100,000	0	0	0	100,000	0
870	TH 52	2311-21	MN/DOT	JCT 80 IN FOUNTAIN TO CHATFIELD, BITUMINOUS MILL & OVERLAY	9.2	RS	BITUMINOUS OVERLAY	SF	2,500,000	0	0	0	2,500,000	0
871	TH 52	2505-43	MN/DOT	INTERCHANGE LIGHTING AT JCTS TH 60 (N & S) AND TH 58	0.0	SC	LIGHTING	SF	220,000	0	0	0	220,000	0
872	TH 52	5507-54	MN/DOT	JCT OLMSTED CSAH 1 AND JCT OLMSTED CSAH 36, S OF ROCHESTER, INTERCHANGE LIGHTING	0.0	SC	LIGHTING	SF	130,000	0	0	0	130,000	0
873	TH 52	5507-58	MN/DOT	OVER WILLOW CREEK 0.30 MI SE OF JCT TH 63, REHAB BR 55021/55022	0.0	BI	BRIDGE REPAIR	SF	950,000	0	0	0	950,000	0
874	TH 52	5508-84AC2	MN/DOT	ORONOCO - DESIGN BUILD - BAP - (AC PAYBACK)	4.1	SC	GRADE,SURFACE & BRIDGE	SF	9,053,109	9,053,109	0	0	0	0
875	TH 52	8826-40	MN/DOT	STAGE 1 - ACCESS MANAGEMENT AND AT-GRADE INTERSECTION SAFETY IMPROVEMENTS IN GOODHUE AND OLMSTED COUNTIES	63.4	SC	GRADE AND SURFACE	SF	400,000	0	0	0	400,000	0
876	TH 57	2007-36	MN/DOT	MANTORVILLE TO WANAMINGO, BITUMINOUS OVERLAY	16.0	RS	BITUMINOUS OVERLAY	SF	3,000,000	0	0	0	3,000,000	0
877	TH 61	2514-114	MN/DOT	WITHERS HARBOR DR TO TH 19 (STAGE 1), ACCESS MANAGEMENT	8.2	SC	GRADE AND SURFACE	SF	250,000	0	0	0	250,000	0
878	TH 61	2805-62AC	MN/DOT	IN LACRESCENT (DIKE ROAD) OVER CP RR AND CITY STREET, BR 5475 (AC PAYBACK)	0.0	BR	BRIDGE REPLACEMENT	NHS	4,200,000	4,200,000	0	0	0	0
879	TH 63	5509-62AC2	MN/DOT	TH 63 @ 40TH ST SW IN ROCHESTER (AC PAYBACK)	1.4	MC	GRADE,SURFACE & BRIDGE	NHS	1,356,296	1,356,296	0	0	0	0

ATP: 6  
Fiscal Year: 2008

STIP for FY 2006-2008

Seq #	Route System	Project Number	Agency	Description	Miles	Program	Type of Work	Proposed Funds	Total	FHWA	AC	FTA	TH	Other
880	TH 74	8508-33	MN/DOT	ST. CHARLES TO ELBA	10.1	RS	MILL AND OVERLAY SF		1,500,000	0	0	0	1,500,000	0
881	TH 76	2806-13	MN/DOT	IOWA BORDER TO S JCT TH 44, BITUMINOUS MILL & OVERLAY	7.8	RS	MILL AND OVERLAY SF		2,100,000	0	0	0	2,100,000	0
882	I 90	2482-70	MN/DOT	EB FROM 0.1 MI E CSAH 46 TO 0.04 MI E TH 105 (AC PROJECT, PAYBACK IN 2009)	9.1	RS	MILL AND OVERLAY IM		1,070,000	750,000	530,000	0	320,000	0
883	I 90	8826-41	MN/DOT	REPLACE SIGNS AT VARIOUS LOCATIONS ON I-90 FROM ALDEN TO TH 63 (EXCEPT AUSTIN)	0.0	SC	SIGNING SF		750,000	0	0	0	750,000	0
884	TH 218	2008-06	MN/DOT	I-90 TO BLOOMING PRAIRIE, MILL & OVERLAY (AC PROJECT, PAYBACK IN 2009)	13.3	RS	MILL AND OVERLAY STP		680,000	0	1,920,000	0	680,000	0
885	TH 999	8806-AM-08	MN/DOT	DISTRICTWIDE SETASIDES - MUNICIPAL AGREEMENTS - 2008	0.0	AM	COOP. CONST. AGREEMENT SF		300,000	0	0	0	300,000	0
886	TH 999	8806-BI-08	MN/DOT	DISTRICTWIDE SETASIDES - BRIDGE REPAIR - 2008	0.0	BI	BRIDGE REPAIR SF		646,000	0	0	0	646,000	0
887	TH 999	8806-CA-08	MN/DOT	DISTRICTWIDE SETASIDES - CONSULTANT AGREEMENTS - 2008	0.0	CA	MISCELLANEOUS SF		1,300,000	0	0	0	1,300,000	0
888	TH 999	8806-PM-08	MN/DOT	DISTRICTWIDE SETASIDES - PREVENTIVE MAINTENANCE - 2008	0.0	PM	PREVENTIVE MAINTENANCE SF		1,500,000	0	0	0	1,500,000	0
889	TH 999	8806-RW-08	MN/DOT	DISTRICTWIDE SETASIDES - RIGHT-OF-WAY - 2008	0.0	RW	RIGHT OF WAY SF		2,800,000	0	0	0	2,800,000	0
890	TH 999	8806-RX-08	MN/DOT	DISTRICTWIDE SETASIDES - ROAD REPAIR/BARC - 2008	0.0	RX	ROAD REPAIR SF		600,000	0	0	0	600,000	0
891	TH 999	8806-SA-08	MN/DOT	DISTRICTWIDE SETASIDES - SUPPLEMENTAL AGREEMENTS AND COST OVERRUNS - 2008	0.0	SA	SUPP. AGREE. & COST OVERRUNS SF		1,362,000	0	0	0	1,362,000	0
892	TH 999	8806-SN-08	MN/DOT	DISTRICTWIDE SETASIDE - SIGNING - 2008	0.0	SC	SIGNING SF		150,000	0	0	0	150,000	0
893	TH 999	8806-ST-08	MN/DOT	DISTRICTWIDE SETASIDE - STRIPING - 2008	0.0	SC	STRIPING SF		450,000	0	0	0	450,000	0
Summary for Year = 2008 (64 projects)									\$72,594,362	\$39,400,605	\$5,250,000	\$987,276	\$24,858,000	\$7,348,481

# Areawide Tra

A map of Minnesota showing its county boundaries and names. Eight areawide transit regions are highlighted with thick black borders and numbered in circles: 1 (St. Louis, Lake, Cook), 2 (Marshall, Pennington, Red Lake, Polk, Clearwater, Beltrami), 3 (Cass, Aitkin, Carlton, Pine, Crow Wing, Morrison, Todd, Wadena, Hubbard), 4 (Clay, Becker, Wilkin, Otter Tail, Grant, Douglas, Traverse, Stevens, Pope, Big Stone, Swift, Kandiyohi, Meeker, Wright, McLeod, Carver, Sibley, Nicollet, Le Sueur, Rice, Goodhue, Wabasha, Winona, Fillmore, Houston, Mower, Freeborn, Faribault, Martin, Jackson, Nobles, Rock), 5 (Itasca, Koochiching, Lake of the Woods, Roseau, Kittson), 6 (Dodge, Steele, Waseca, Blue Earth, Watonwan, Cottonwood, Murray, Pipestone, Lincoln, Lyon, Redwood, Renville, Yellow Medicine, Lac qui Parle, Chippewa, Swift, Big Stone, Traverse, Stevens, Pope, Douglas, Grant, Otter Tail, Wilkin, Clay, Becker, Hubbard, Wadena, Todd, Morrison, Crow Wing, Aitkin, Carlton, Pine, Kanabec, Millers Lake, Benton, Sherburne, Anoka, Washington, Ramsey, Hennepin, Carver, McLeod, Sibley, Nicollet, Le Sueur, Rice, Goodhue, Wabasha, Winona, Fillmore, Houston, Mower, Freeborn, Faribault, Martin, Jackson, Nobles, Rock), 7 (Brown, Nicollet, Le Sueur, Waseca, Blue Earth, Watonwan, Cottonwood, Murray, Pipestone, Lincoln, Lyon, Redwood, Renville, Yellow Medicine, Lac qui Parle, Chippewa, Swift, Big Stone, Traverse, Stevens, Pope, Douglas, Grant, Otter Tail, Wilkin, Clay, Becker, Hubbard, Wadena, Todd, Morrison, Crow Wing, Aitkin, Carlton, Pine, Kanabec, Millers Lake, Benton, Sherburne, Anoka, Washington, Ramsey, Hennepin, Carver, McLeod, Sibley, Nicollet, Le Sueur, Rice, Goodhue, Wabasha, Winona, Fillmore, Houston, Mower, Freeborn, Faribault, Martin, Jackson, Nobles, Rock), and 8 (Big Stone, Swift, Kandiyohi, Meeker, Wright, McLeod, Carver, Sibley, Nicollet, Le Sueur, Rice, Goodhue, Wabasha, Winona, Fillmore, Houston, Mower, Freeborn, Faribault, Martin, Jackson, Nobles, Rock). The Metro area is also labeled in a circle near the center.

**FAX: (507) 389-6281**

Metro

ATP: 7  
Fiscal Year: 2006

STIP for FY 2006-2008

Seq #	Route System	Project Number	Agency	Description	Miles	Program	Type of Work	Proposed Funds	Total	FHWA	AC	FTA	TH	Other
894	BB	TRF-0014-06	MN/DOT	SECT 5311: COTTONWOOD CO TRANSIT OPERATING ASSISTANCE	0.0	OB	OPERATE BUS	FTA	96,000	0	0	18,050	0	77,950
895	BB	TRF-0025-06	MN/DOT	SECT 5311: CITY OF LE SUEUR TRANSIT OPERATING ASSISTANCE	0.0	OB	OPERATE BUS	FTA	159,960	0	0	33,240	0	126,720
896	BB	TRF-0028-06	MN/DOT	SECT 5311: CITY OF MANKATO TRANSIT OPERATING ASSISTANCE	0.0	OB	OPERATE BUS	FTA	1,062,000	0	0	331,000	0	731,000
897	BB	TRF-0046-06	MN/DOT	SECT 5311: MARTIN CO TRANSIT OPERATING ASSISTANCE	0.0	OB	OPERATE BUS	FTA	340,000	0	0	53,750	0	286,250
898	BB	TRF-0083-06	MN/DOT	SECT 5311: WATONWAN CO TRANSIT OPERATING ASSISTANCE	0.0	OB	OPERATE BUS	FTA	153,650	0	0	22,038	0	131,612
899	BB	TRF-0280-06	MN/DOT	SECT 5311: BROWN CO TRANSIT OPERATING ASSISTANCE	0.0	OB	OPERATE BUS	FTA	451,800	0	0	90,450	0	361,350
900	BB	TRF-2494-06	MN/DOT	SECT 5311: SMOC/NOBLES CO TRANSIT OPERATING ASSISTANCE	0.0	OB	OPERATE BUS	FTA	243,360	0	0	46,761	0	196,599
901	BB	TRF-2496-06	MN/DOT	SECT 5311: CITY OF SAINT PETER TRANSIT OPERATING ASSISTANCE	0.0	OB	OPERATE BUS	FTA	190,000	0	0	34,250	0	155,750
902	BB	TRF-3274-06	MN/DOT	SECT 5311: FARIBAULT CO TRANSIT OPERATING ASSISTANCE	0.0	OB	OPERATE BUS	FTA	130,000	0	0	27,370	0	102,630
903	BB	TRF-3331-06	MN/DOT	SECT 5311: ROCK CO TRANSIT OPERATING ASSISTANCE	0.0	OB	OPERATE BUS	FTA	225,950	0	0	44,219	0	181,731
904	BB	TRS-0014-06	MN/DOT	COTTONWOOD CO, PURCHASE 1 BUS (CLASS 400)	0.0	TR	PURCHASE BUS	STP	55,000	44,000	0	0	0	11,000
905	BB	TRS-0083-06T	MN/DOT	WATONWAN CO, PURCHASE 1 BUS (CLASS 400)	0.0	TR	PURCHASE BUS	STP	54,000	43,200	0	0	0	10,800
906	BB	TRS-0280-06T	MN/DOT	BROWN CO, PURCHASE 1 BUS (CLASS 400)	0.0	TR	PURCHASE BUS	STP	54,000	43,200	0	0	0	10,800
907	BB	TRS-3331-06T	MN/DOT	ROCK CO, PURCHASE 1 BUS (CLASS 400)	0.0	TR	PURCHASE BUS	STP	54,000	43,200	0	0	0	10,800
908	CSAH 42	07-00115	MN/DOT	CSAH 42 IN JUDSON, NEW SIGNALS/GATES	0.0	SR	RR X-ING IMPROVEMENTS	RRS	150,000	135,000	0	0	0	15,000
909	MUN 28	07-00116	MN/DOT	PINE ST IN MANKATO, CROSSING CLOSURE	0.0	SR	RR X-ING IMPROVEMENTS	RRS	160,000	160,000	0	0	0	0
910	CSAH 60	22-00112	MN/DOT	N BROADWAY ST IN WELLS, SAFETY IMPROVEMENT	0.0	SR	RR X-ING IMPROVEMENTS	RRS	160,000	144,000	0	0	0	16,000
911	PED/BIKE	07-090-02	BLUE EARTH	MINNEOPA STATE PARK TRAIL	2.4	EN	PEDESTRIAN BIKE TRAIL	EN	514,000	364,000	0	0	0	150,000

August 25, 2005

Project Listing Page III-69 of 130

ATP: 7  
Fiscal Year: 2006

STIP for FY 2006-2008

Seq #	Route System	Project Number	Agency	Description	Miles	Program	Type of Work	Proposed Funds	Total	FHWA	AC	FTA	TH	Other
912	CR 147	07-598-24	BLUE EARTH	BLUE EARTH CO REPLACE BR#1461	0.0	BR	BRIDGE REPLACEMENT	BROS	989,000	789,000	0	0	0	200,000
913	CSAH 50	07-650-01 07-00114	BLUE EARTH	BLUE EARTH CSAH 50, BR 07528 OVER RR, REPLACE EXISTING RR X-ING WITH BR 07528	0.0	SR	RR X-ING IMPROVEMENTS	RRS	1,680,000	300,000	0	0	0	1,380,000
914	CSAH 27	08-627-16	BROWN COUNTY	BROWN CSAH 11 TO W LIM OF NEW ULM (FED \$ CAPPED)	5.0	RC	GRADE AND SURFACE	STP	1,250,000	827,000	0	0	0	423,000
915	PED/BIKE	32-090-02	JACKSON COUNTY	LOON LAKE TRAIL IN JACKSON CO, PHASE 1	0.7	EN	PEDESTRIAN BIKE TRAIL	EN	110,000	88,000	0	0	0	22,000
916	PED/BIKE	32-090-03	JACKSON COUNTY	NELSON CREEK TRAIL IN JACKSON CO	1.6	EN	PEDESTRIAN BIKE TRAIL	EN	261,000	209,000	0	0	0	52,000
917	PED/BIKE	32-090-04	JACKSON COUNTY	LOON LAKE TRAIL IN JACKSON CO, PHASE 2	6.5	EN	PEDESTRIAN BIKE TRAIL	EN	147,000	117,000	0	0	0	30,000
918	CSAH 14	32-614-41	JACKSON COUNTY	JACKSON CO CSAH 14, REPLACE BR 88998	0.0	BR	BRIDGE REPLACEMENT	BROS	145,000	116,000	0	0	0	29,000
919	CSAH 23	32-623-20	JACKSON COUNTY	ASHLEY ST TO CSAH 21 IN JACKSON, RECONSTRUCTION	0.7	RC	GRADE AND SURFACE	STP	669,000	534,000	0	0	0	135,000
920	CSAH 15	40-613-07 40-615-14	LESUEUR COUNTY	LESUEUR CSAH 15 & 13 REALIGN CURVE, INTERSECTION REVISION, TURNLANES	1.1	SH	GRADE AND SURFACE	HES	435,000	391,500	0	0	0	43,500
921	CSAH 35	53-635-21	NOBLES COUNTY	ADRIAN TO NOBLES CSAH 13, RECONSTRUCTION (FEDERAL \$ CAPPED)	6.7	RC	GRADE AND SURFACE	STP	2,784,000	1,000,000	0	0	0	1,784,000
922	PED/BIKE	81-090-03	WASECA COUNTY	CLEAR LAKE PATH, GRADING, SURFACE, LIGHTING (STAGE 1)	2.7	EN	PEDESTRIAN BIKE TRAIL	EN	809,000	400,000	0	0	0	409,000
923	PED/BIKE	81-090-04	WASECA COUNTY	CLEAR LAKE PATH, GRADING, SURFACE, LIGHTING (STAGE 2)	1.6	EN	PEDESTRIAN BIKE TRAIL	EN	450,000	360,000	0	0	0	90,000
924	PED/BIKE	148-090-02	NEW ULM	NEW ULM TRAIL PHASE 2	2.7	EN	PEDESTRIAN BIKE TRAIL	EN	1,484,000	450,000	0	0	0	1,034,000
925	PED/BIKE	148-090-03	NEW ULM	NEW ULM TRAIL PHASE 3	1.2	EN	PEDESTRIAN BIKE TRAIL	EN	658,000	181,000	0	0	0	477,000
926	PED/BIKE	150-090-01	NORTH MANKATO	NORTH MANKATO MN RIVER TRAIL	1.7	EN	PEDESTRIAN BIKE TRAIL	EN	65,000	52,000	0	0	0	13,000
927	CITY	150-257-01	NORTH MANKATO	TH 14 TO LOOKOUT DR, N. MANKATO ROCKFORD RD EXT (FED \$ CAPPED)	1.0	MC	GRADE AND SURFACE	STP	4,500,000	500,000	0	0	0	4,000,000

ATP: 7  
Fiscal Year: 2006

STIP for FY 2006-2008

Seq #	Route System	Project Number	Agency	Description	Miles	Program	Type of Work	Proposed Funds	Total	FHWA	AC	FTA	TH	Other
928	TH 14	5203-93	MN/DOT	0.5 MI E OF LOOKOUT DR IN NORTH MANKATO, BIT OVERLAY (ELLA)	1.0	RX	BITUMINOUS OVERLAY	SF	194,583	0	0	0	194,583	0
929	TH 14	8103-47AC2	MN/DOT	W LIM OF JANESVILLE TO WASECA CSAH 2 (BAP PAYBACK) NEW ALIGNMENT	9.7	MC	GRADE,SURFACE & BRIDGE	NHS	13,444,000	13,444,000	0	0	0	0
930	TH 15	0805-61	MN/DOT	0.8 MI N OF BROWN CO RD 102 TO 0.6 M S OF TH 68 NEW SEARLES (ELLA)	3.5	RX	MILL AND OVERLAY	SF	217,330	0	0	0	217,330	0
931	TH 22	0704-81	MN/DOT	BLUE EARTH CSAH 90 TO 100 FT N OF MADISON AVE, MILL AND OVERLAY	4.6	RS	MILL AND OVERLAY	STP	2,900,000	2,320,000	0	0	580,000	0
931	TH 22	0704-81S	MN/DOT	AT HUNGRY HOLLOW RD SOUTH OF MANKATO, CUTTING DOWN HILL GRADE TO IMPROVE SIGHT DISTANCE	4.6	SH	GRADE AND SURFACE	HES	457,000	411,300	0	0	45,700	0
932	TH 25	7209-08AC	MN/DOT	MN RIVER W OF BELLE PLAINE, REPLACE BR 5260 (AC PAYBACK)	0.1	BR	BRIDGE REPLACEMENT	STP	2,000,000	2,000,000	0	0	0	0
933	TH 59	5304-32	MN/DOT	INTESECTION TH59 AND OXFORD ST IN WORTHINGTON, BIT MILL & OVERLAY	0.4	RS	MILL AND OVERLAY	SF	238,019	0	0		238,019	0
934	TH 60	0708-32	MN/DOT	TH 15 N TO W LIM OF LAKE CRYSTAL, MILL & OVERLAY (WB ONLY)	8.3	RS	MILL AND OVERLAY	STP	2,300,800	1,840,800	0	0	460,000	0
935	I 90	3280-112	MN/DOT	FROM THE INT OF TH 71 - 500 FT E AND W OF BRS 32811 & 32812 AND FROM THE INT OF TH 9 - 500 FT E & W OF BRS 53817 & 53818	0.0	RX	APPROACH PANEL REPLACEMENT	SF	758,407	0	0	0	758,407	0
936	TH 263	4609-15	MN/DOT	INTERSECTION TH 263 & CSAH 26 N 1.403 MI TO INTSECTION EB ENT/EXIT RAMPS EB I-90 NEAR WELCOME,BIT OVERLAY	1.5	RX	BITUMINOUS OVERLAY	SF	230,635	0	0	0	230,635	0
937	TH 999	8807-BI-06	MN/DOT	DISTRICTWIDE SETASIDES - BRIDGE REPAIR - 2006	0.0	BI	BRIDGE REPAIR	SF	300,000	0	0	0	300,000	0
938	TH 999	8807-CA-06	MN/DOT	DISTRICTWIDE SETASIDES - CONSULTANT AGREEMENTS - 2006	0.0	CA	MISCELLANEOUS	SF	1,000,000	0	0	0	1,000,000	0
939	TH 999	8807-MA-06	MN/DOT	DISTRICTWIDE SETASIDES - MISC AGREEMENTS - 2006	0.0	MA	COOP. CONST. AGREEMENT	SF	800,000	0	0	0	800,000	0
940	TH 999	8807-RW-06	MN/DOT	DISTRICTWIDE SETASIDES - RIGHT OF WAY -2006	0.0	RW	RIGHT OF WAY	SF	11,500,000	0	0	0	11,500,000	0
941	TH 999	8807-RX-06	MN/DOT	DISTRICTWIDE SETASIDES - ROAD REPAIR & ROUT AND SEAL - 2006	0.0	RX	ROAD REPAIR	SF	700,000	0	0	0	700,000	0
942	TH 999	8807-SA-06	MN/DOT	DISTRICTWIDE SETASIDES - CONSTRUCTION SA, CO AND INCENTIVES - 2006	0.0	SA	SUPP. AGREE. & COST OVERRUNS	SF	4,000,000	0	0	0	4,000,000	0
943	TH 999	8807-ST-06	MN/DOT	DISTRICTWIDE SETASIDES - STRIPING/SIGNING - 2006	0.0	RX	SIGNING	SF	1,000,000	0	0	0	1,000,000	0

ATP: 7

Fiscal Year: 2006

STIP for FY 2006-2008

Seq #	Route System	Project Number	Agency	Description	Miles	Program	Type of Work	Proposed Funds	Total	FHWA	AC	FTA	TH	Other
Summary for Year = 2006 (51 projects)									\$62,730,494	\$27,307,200	\$0	\$701,128	\$22,024,674	\$12,697,492

ATP: 7  
Fiscal Year: 2007

STIP for FY 2006-2008

Seq #	Route System	Project Number	Agency	Description	Miles	Program	Type of Work	Proposed Funds	Total	FHWA	AC	FTA	TH	Other
944	BB	TRF-0014-07	MN/DOT	SECT 5311: COTTONWOOD CO TRANSIT OPERATING ASSISTANCE	0.0	OB	OPERATE BUS	FTA	98,880	0	0	18,050	0	80,830
945	BB	TRF-0025-07	MN/DOT	SECT 5311: CITY OF LESUEUR TRANSIT OPERATING ASSISTANCE	0.0	OB	OPERATE BUS	FTA	164,759	0	0	33,240	0	131,519
946	BB	TRF-0028-07	MN/DOT	SECT 5311: CITY OF MANKATO TRANSIT OPERATING ASSISTANCE	0.0	OB	OPERATE BUS	FTA	1,093,860	0	0	331,000	0	762,860
947	BB	TRF-0046-07	MN/DOT	SECT 5311: MARTIN CO TRANSIT OPERATING ASSISTANCE	0.0	OB	OPERATE BUS	FTA	350,200	0	0	53,750	0	296,450
948	BB	TRF-0083-07	MN/DOT	SECT 5311: WATONWAN CO TRANSIT OPERATING ASSISTANCE	0.0	OB	OPERATE BUS	FTA	158,260	0	0	22,038	0	136,222
949	BB	TRF-0280-07	MN/DOT	SECT 5311: BROWN CO TRANSIT OPERATING ASSISTANCE	0.0	OB	OPERATE BUS	FTA	465,354	0	0	90,450	0	374,904
950	BB	TRF-2494-07	MN/DOT	SECT 5311: SMOC/NOBLES TRANSIT OPERATING ASSISTANCE	0.0	OB	OPERATE BUS	FTA	250,661	0	0	46,761	0	203,900
951	BB	TRF-2496-07	MN/DOT	SECT 5311: CITY OF ST PETER TRANSIT OPERATING ASSISTANCE	0.0	OB	OPERATE BUS	FTA	195,700	0	0	34,250	0	161,450
952	BB	TRF-3274-07	MN/DOT	SECT 5311: FARIBAULT CO TRANSIT OPERATING ASSISTANCE	0.0	OB	OPERATE BUS	FTA	133,900	0	0	27,370	0	106,530
953	BB	TRF-3331-07	MN/DOT	SECT 5311: ROCK CO TRANSIT OPERATING ASSISTANCE	0.0	OB	OPERATE BUS	FTA	232,729	0	0	44,219	0	188,510
954	BB	TRS-7071-07T	MN/DOT	MANKATO, PURCHASE 1 LARGE BUSS (CLASS 700)	0.0	TR	PURCHASE BUS	STP	262,500	210,000	0	0	0	52,500
955	BB	TRS-8807-07	MN/DOT	TRANSIT SETASIDE - FY 2007	0.0	TR	PURCHASE BUS	STP	287,500	230,000	0	0	0	57,500
956	PED/BIKE	08-090-01	BROWN COUNTY	BROWN CO BIKE/PED TRAIL AROUND SLEEPY EYE LAKE IN SLEEPY EYE	2.6	EN	PEDESTRIAN BIKE TRAIL	EN	216,539	173,231	0	0	0	43,308
957	PED/BIKE	17-090-01	COTTONWOOD COUNTY	BIKE/PED TRAIL AROUND MT LAKE IN COTTONWOOD CO (SURFACING)	4.4	EN	PEDESTRIAN BIKE TRAIL	EN	240,230	192,184	0	0	0	48,046
958	TWN	17-599-86	COTTONWOOD COUNTY	BR L6612, 2773 & L6613, REPLACE W/ONE STRUCTURE OVER W FORK DES MOINES RIVER, ON 360TH AVE	0.0	BR	BRIDGE REPLACEMENT	BROS	460,000	368,000	0	0	0	92,000
959	CSAH 21	22-621-19	FARIBAULT COUNTY	TH 109 TO S LIM OF MN LAKE, BIT PAVING WITH AGGR SHLDRS (FED \$ CAPPED)	5.4	RS	BITUMINOUS PAVEMENT	STP	1,620,000	1,000,000	0	0	0	620,000
960	PED/BIKE	32-609-50	JACKSON COUNTY	HERON LAKE/OKABENA TRAIL, GRADING, SURFACING, BR#32550, 5937 & 5938	4.0	EN	PEDESTRIAN BIKE TRAIL	EN	596,000	365,000	0	0	0	231,000

ATP: 7  
Fiscal Year: 2007

STIP for FY 2006-2008

Seq #	Route System	Project Number	Agency	Description	Miles	Program	Type of Work	Proposed Funds	Total	FHWA	AC	FTA	TH	Other
961	CSAH 34	32-634-14	JACKSON COUNTY	TH 86 TO TH 71, BIT PAVING WITH AGGR SHLRS (FED \$ CAPPED)	9.0	RS	GRADE AND BRIDGE	STP	2,448,000	1,000,000	0	0	0	1,448,000
962	EN	52-090-02	NICOLLET COUNTY	MINNEMISHOINONA FALLS IN NICOLLET CO, PURCHASE VIEWING AREA/PARKING/PAVED PATH/FENCING	0.0	EN	PEDESTRIAN BIKE TRAIL	EN	95,300	64,240	0	0	0	31,060
963	TWN 36	67-599-133	ROCK COUNTY	INTERSECTION CSAH 17 AND MARTIN TWN 39 TO 0.2 MI N, REPLACE ROCK COUNTY BRIDGE L2248	3.0	BR	BRIDGE REPLACEMENT	BROS	180,000	144,000	0	0	0	36,000
964	TWN 73	67-599-134	ROCK COUNTY	REPLACE BR 2890 AND ASSOCIATED GRADING OVER ROCK RIVER, ON TWP RD 73	0.0	BR	BRIDGE REPLACEMENT	BROS	320,000	240,000	0	0	0	80,000
965	CSAH 1	83-601-10	WATONWAN COUNTY	REMOVE AND REPLACE BR 5861 OVER WATONWAN RIVER, ON CSAH 1	0.0	BR	BRIDGE REPLACEMENT	BROS	260,000	208,000	0	0	0	52,000
966	CITY	148-122-02	NEW ULM	CSAH 27 TO TH 14 IN NEW ULM, NEW ROADWAY - NORTH HIGHLAND AVE (FED \$ CAPPED)	1.4	RC	GRADE AND SURFACE	STP	2,870,000	460,000	0	0	0	2,410,000
967	PED/BIKE	165-090-02	ST PETER	ST PETER, NEW PED/BIKE TRAIL	0.0	EN	PEDESTRIAN BIKE BRIDGE	EN	237,900	190,300	0	0	0	47,600
968	TH 4	4601-28	MN/DOT	2 MILES WEST OF SHERBURN, INSTALL GATES	0.0	SR	RR X-ING IMPROVEMENTS	RRS	175,000	157,500	0	0	17,500	0
969	TH 14	0803-34	MN/DOT	JCT TH 71 TO E CITY LIM OF SPRINGFIELD, MILL & OVERLAY(ELLA)	8.9	RS	MILL AND OVERLAY	STP	2,060,000	1,648,000	0	0	412,000	0
970	TH 14	8103-47AC3	MN/DOT	W LIM OF JANESVILLE TO WASECA CSAH 2 (BAP PAYBACK) NEW ALIGNMENT	9.7	MC	GRADE,SURFACE & BRIDGE	NHS	3,713,000	3,713,000	0	0	0	0
971	TH 68	0710-29	MN/DOT	TH 15 TO TH 169, MILL & OVERLAY	21.5	RS	CRACK AND OVERLAY	STP	2,700,000	2,160,000	0	0	540,000	0
972	I 90	2280-122	MN/DOT	BLUE EARTH TO JCT TH 22 BRUSH CREEK, OVERLAY ALL 4 LANES (AC PROJECT, PAYBACK IN 2008)(ELLA)	20.9	RS	BITUMINOUS OVERLAY	IM	6,931,003	6,017,903	2,200,000	0	913,100	0
973	TH 169	4013-50	MN/DOT	TOP OF LE SUEUR HILL TO TH 19, CONCRETE REHAB, MILL & OVERLAY (ELLA)	5.8	RS	GRADE AND SURFACE	NHS	2,071,000	1,656,800	0	0	414,200	0
974	TH 169	5211-48	MN/DOT	ACCEL LANE AT WACO NEAR HAPPY CHEF (ELLA)	1.0	SH	GRADE AND SURFACE	HES	1,160,000	1,044,000	0	0	116,000	0
975	TH 169	7211-32	MN/DOT	OVER MN RIVER AT LESUEUR, REPLACE BR 9295 (AC PROJECT, PAYBACK IN 2008 & 09) ELLA	1.6	BR	GRADE,SURFACE & BRIDGE	STP	8,000,000	1,000,000	8,400,000	0	7,000,000	0
976	TH 999	8807-BI-07	MN/DOT	DISTRICTWIDE SETASIDES - BRIDGE REPAIR - 2006	0.0	BI	BRIDGE REPAIR	SF	300,000	0	0	0	300,000	0
977	TH 999	8807-CA-07	MN/DOT	DISTRICTWIDE SETASIDES - CONSULTANT AGREEMENTS - 2007	0.0	CA	MISCELLANEOUS	SF	1,000,000	0	0	0	1,000,000	0

August 25, 2005

Project Listing Page III-74 of 130

ATP: 7

Fiscal Year: 2007

STIP for FY 2006-2008

Seq #	Route System	Project Number	Agency	Description	Miles	Program	Type of Work	Proposed Funds	Total	FHWA	AC	FTA	TH	Other
978	TH 999	8807-MA-07	MN/DOT	DISTRICTWIDE SETASIDES - MISC AGREEMENTS - 2007	0.0	MA	COOP. CONST. AGREEMENT	SF	800,000	0	0	0	800,000	0
979	TH 999	8807-RW-07	MN/DOT	DISTRICTWIDE SETASIDES - RIGHT OF WAY -2007	0.0	RW	RIGHT OF WAY	SF	2,000,000	0	0	0	2,000,000	0
980	TH 999	8807-RX-07	MN/DOT	DISTRICTWIDE SETASIDES - ROAD REPAIR & ROUT AND SEAL - 2007	0.0	RX	ROAD REPAIR	SF	1,900,000	0	0	0	1,900,000	0
981	TH 999	8807-SA-07	MN/DOT	DISTRICTWIDE SETASIDES - CONSTRUCTION SA, CO AND INCENTIVES - 2007	0.0	SA	SUPP. AGREE. & COST OVERRUNS	SF	4,000,000	0	0	0	4,000,000	0
982	TH 999	8807-ST-07	MN/DOT	DISTRICTWIDE SETASIDES - STRIPING/SIGNING - 2007	0.0	RX	SIGNING	SF	1,000,000	0	0	0	1,000,000	0
Summary for Year = 2007 (39 projects)									\$51,048,275	\$22,242,158	\$10,600,000	\$701,128	\$20,412,800	\$7,692,189

ATP: 7  
Fiscal Year: 2008

STIP for FY 2006-2008

Seq #	Route System	Project Number	Agency	Description	Miles	Program	Type of Work	Proposed Funds	Total	FHWA	AC	FTA	TH	Other
983	BB	TRF-0014-08	MN/DOT	SECT 5311: COTTONWOOD CO TRANSIT OPERATING ASSISTANCE	0.0	OB	OPERATE BUS	FTA	98,880	0	0	18,050	0	80,830
984	BB	TRF-0025-08	MN/DOT	SECT 5311: CITY OF LESUEUR TRANSIT OPERATING ASSISTANCE	0.0	OB	OPERATE BUS	FTA	164,759	0	0	33,240	0	131,519
985	BB	TRF-0028-08	MN/DOT	SECT 5311: CITY OF MANKATO TRANSIT OPERATING ASSISTANCE	0.0	OB	OPERATE BUS	FTA	1,093,860	0	0	331,000	0	762,860
986	BB	TRF-0046-08	MN/DOT	SECT 5311: MARTIN CO TRANSIT OPERATING ASSISTANCE	0.0	OB	OPERATE BUS	FTA	350,200	0	0	53,750	0	296,450
987	BB	TRF-0083-08	MN/DOT	SECT 5311: WATONWAN CO TRANSIT OPERATING ASSISTANCE	0.0	OB	OPERATE BUS	FTA	158,260	0	0	22,038	0	136,222
988	BB	TRF-0280-08	MN/DOT	SECT 5311: BROWN CO TRANSIT OPERATING ASSISTANCE	0.0	OB	OPERATE BUS	FTA	465,354	0	0	90,450	0	374,904
989	BB	TRF-2494-08	MN/DOT	SECT 5311: SMOC/NOBLES TRANSIT OPERATING ASSISTANCE	0.0	OB	OPERATE BUS	FTA	250,661	0	0	46,761	0	203,900
990	BB	TRF-2496-08	MN/DOT	SECT 5311: CITY OF ST PETER TRANSIT OPERATING ASSISTANCE	0.0	OB	OPERATE BUS	FTA	195,700	0	0	34,250	0	161,450
991	BB	TRF-3274-08	MN/DOT	SECT 5311: FARIBAULT CO TRANSIT OPERATING ASSISTANCE	0.0	OB	OPERATE BUS	FTA	133,900	0	0	27,370	0	106,530
992	BB	TRF-3331-08	MN/DOT	SECT 5311: ROCK CO TRANSIT OPERATING ASSISTANCE	0.0	OB	OPERATE BUS	FTA	232,729	0	0	44,219	0	188,510
993	BB	TRS-0028-08T	MN/DOT	MANKATO, PURCHASE 1 LARGE BUSS (CLASS 700)	0.0	TR	PURCHASE BUS	STP	262,500	210,000	0	0	0	52,500
994	BB	TRS-8807-08	MN/DOT	TRANSIT SETASIDE - 2008	0.0	TR	PURCHASE BUS	STP	287,500	230,000	0	0	0	57,500
995	CSAH 3	07-00117	MN/DOT	INSTALL GATES AND CANTILEVERS AT CSAH 3	0.0	SR	RR X-ING IMPROVEMENTS	RRS	225,000	202,500	0	0	0	22,500
996	CSAH 86	07-00118	MN/DOT	INSTALL GATES AT CSAH 86	0.0	SR	RR X-ING IMPROVEMENTS	RRS	200,000	180,000	0	0	0	20,000
997	CSAH 10	22-00113	MN/DOT	HUNTLEY, INSTALL GATES AT CSAH 10	0.0	SR	RR X-ING IMPROVEMENTS	RRS	185,000	166,500	0	0	0	18,500
998	MUN 101	46-00112	MN/DOT	FAIRMONT, INSTALL GATES AT MSAS 101	0.0	SR	RR X-ING IMPROVEMENTS	RRS	200,000	180,000	0	0	0	20,000
999	CSAH 39	46-00113	MN/DOT	FAIRMONT INSTALL GATES CSAH 39, 190TH AVE	0.0	SR	RR X-ING IMPROVEMENTS	RRS	200,000	180,000	0	0	0	20,000

ATP: 7  
Fiscal Year: 2008

STIP for FY 2006-2008

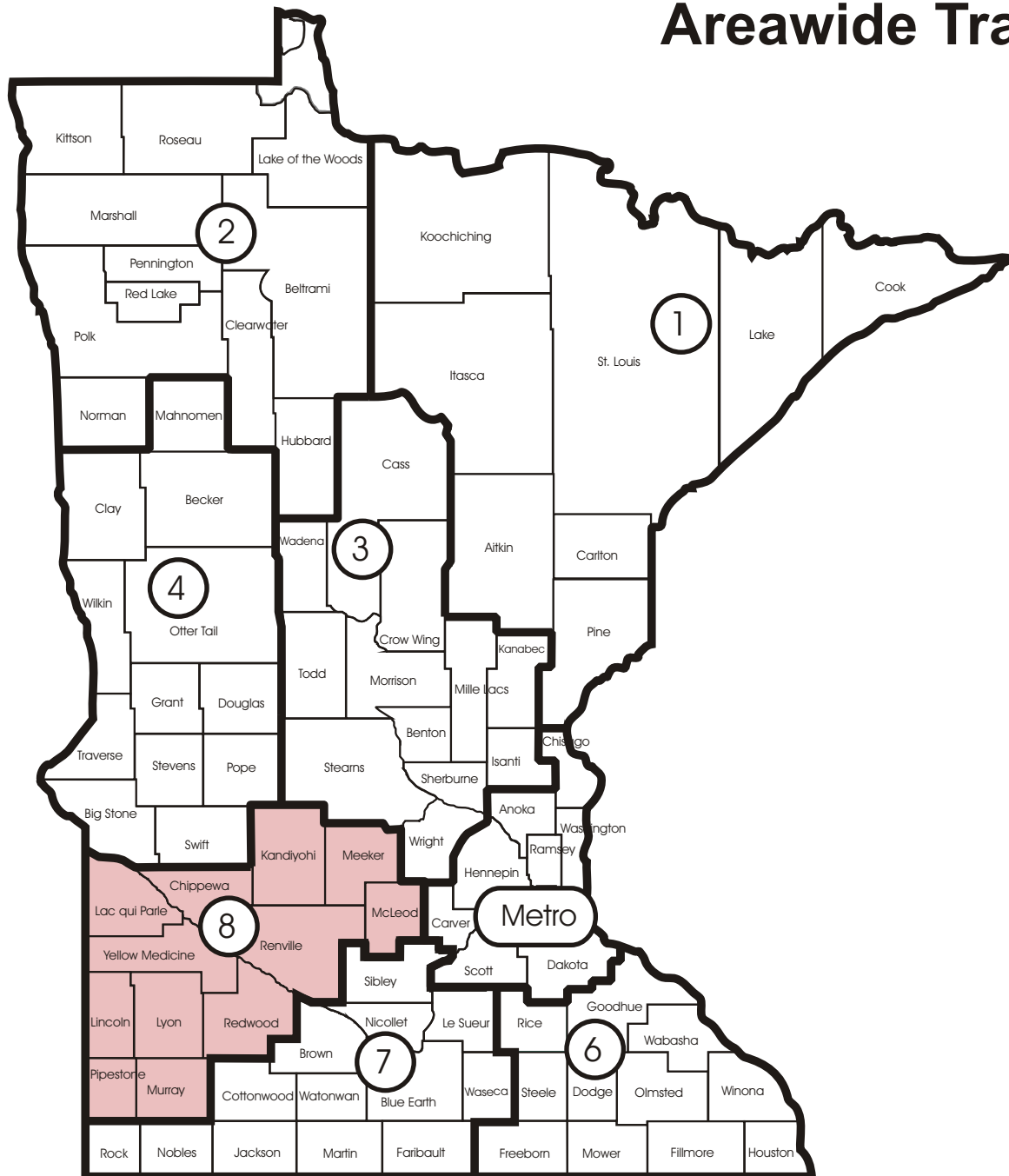
Seq #	Route System	Project Number	Agency	Description	Miles	Program	Type of Work	Proposed Funds	Total	FHWA	AC	FTA	TH	Other
1000	CSAH 2	53-00107	MN/DOT	BIGELOW, INSTALL GATES AT CSAH 2	0.0	SR	RR X-ING IMPROVEMENTS	RRS	200,000	180,000	0	0	0	20,000
1001	PED/BIKE	07-090-03	BLUE EARTH COUNTY	PHASE ONE LAKE CRYSTAL BIKE/PED TRAIL	2.5	EN	PEDESTRIAN BIKE TRAIL	EN	339,350	271,480	0	0	0	67,870
1002	CSAH 82	07-682-04	BLUE EARTH COUNTY	IN MANKATO, VICTORY DRIVE - ADAMS STREET TO FAIR STREET - NEW CONSTRUCTION	0.5	RC	GRADE AND SURFACE	STP	1,536,000	100,000	0	0	0	1,436,000
1003	CSAH 13	17-613-38	COTTONWOOD COUNTY	IN WINDOM, FROM LAKEVIEW AVE TO CSAH 1, GRADING BASE AND SURFACING	9.4	RC	GRADE AND SURFACE	STP	1,450,000	1,000,000	0	0	0	450,000
1004	PED/BIKE	32-090-05	JACKSON COUNTY	DES MOINES RIVER TRAIL TO FORT BELMONT - BIKE TRAIL	1.5	EN	PEDESTRIAN BIKE TRAIL	EN	176,600	141,280	0	0	0	35,320
1005	CSAH 5	52-605-57	NICOLLET COUNTY	CSAH 12 TO CSAH 40, RECONSTRUCT	8.3	RC	GRADE AND SURFACE	STP	2,348,000	100,000	0	0	0	2,248,000
1006	CSAH 4	67-604-22	ROCK COUNTY	1 MI EAST OF CSAH 18, REPLACE BRIDGE 5050	0.0	BR	BRIDGE REPLACEMENT	STP	2,100,000	1,000,000	0	0	0	1,100,000
1007	CSAH 3	81-603-28	WASECA COUNTY	FARIBAULT CO LINE TO TH 30 - RECONSTRUCT	3.0	RC	GRADE AND SURFACE	STP	1,250,000	1,000,000	0	0	0	250,000
1008	TWN	83-598-18	WATONWAN COUNTY	REPLACE BRIDGE 5352, OVER WATONWAN RIVER, ON TWP RD 116	0.0	BR	BRIDGE REPLACEMENT	BROS	313,200	250,560	0	0	0	62,640
1009	CITY	150-255-01 150-020-05	NORTH MANKATO	IN NORTH MANKATO, ROCKFORD ROAD AND HOWARD DRIVE EXTENSIONS	0.0	RC	GRADE AND SURFACE	STP	6,698,950	460,000	0	0	0	6,238,950
1010	MUN	165-010-09	ST PETER	IN SAINT PETER, MEDIAN TREATMENTS ON MINN AVE (TH 169) FROM BROADWAY AVE TO JEFFERSON AVE	0.8	EN	MEDIAN BARRIER	EN	1,907,500	400,000	0	0	0	1,507,500
1011	PED/BIKE	165-090-03	ST PETER	BIT TRAIL ALONG TH 99 AND WALKWAY UNDER BRIDGE TO WASHINGTON AVE IN ST PETER	0.5	EN	PEDESTRIAN BIKE TRAIL	EN	181,700	121,840	0	0	0	59,860
1012	TH 14	8103-49	MN/DOT	CSAH 2 TO CSAH 5 IN WASECA COUNTY (SEG C, YEAR 1 OF 3) GRADING, NEW ALIGNMENT (ELLA)(AC PROJECT, PAYBACK IN 2009-2011)	6.4	MC	GRADE AND SURFACE	STP	5,600,000	0	22,400,000	0	5,600,000	0
1013	TH 60	5305-55	MN/DOT	BIGELOW BYPASS, NEW ALIGNMENT (ELLA)(AC PROJECT, PAYBACK IN 2009)	5.0	MC	GRADE AND SURFACE	STP	4,000,000	2,800,000	2,200,000	0	1,200,000	0
1014	TH 71	1707-19	MN/DOT	JCT TH 30 TO SANBORN, CONCRETE REHAB (ELLA)	12.0	RD	GRADE AND SURFACE	STP	2,603,000	2,082,000	0	0	521,000	0
1015	I 90	2280-122AC	MN/DOT	BLUE EARTH TO JCT TH 22 BRUSH CREEK, OVERLAY ALL 4 LANES (ELLA)(AC PAYBACK)	20.9	RS	BITUMINOUS OVERLAY	IM	2,200,000	2,200,000	0	0	0	0

ATP: 7  
Fiscal Year: 2008

STIP for FY 2006-2008

Seq #	Route System	Project Number	Agency	Description	Miles	Program	Type of Work	Proposed Funds	Total	FHWA	AC	FTA	TH	Other
1016	TH 99	4009-14	MN/DOT	JCT TH 112 TO JCT TH 13, OVERLAY (ELLA)	6.1	RS	GRADE AND SURFACE	SF	1,500,000	0	0	0	1,500,000	0
1017	TH 169	2207-32	MN/DOT	IN BLUE EARTH RECONSTRUCT	3.7	RC	GRADE AND SURFACE	STP	5,122,000	4,098,000	0	0	1,024,000	0
1018	TH 169	7211-32AC1	MN/DOT	BR 9295 REPLACE OVER MN RIVER AT LE SUEUR (YEAR 2 OF 3)(AC PAYBACK)	1.5	BR	BRIDGE REPLACEMENT	STP	5,000,000	5,000,000	0	0	0	0
1019	TH 999	8807-B1-08	MN/DOT	DISTRICTWIDE SETASIDES - BRIDGE REPAIR	0.0	BI	BRIDGE REPAIR	SF	300,000	0	0	0	300,000	0
1020	TH 999	8807-CA-08	MN/DOT	DISTRICTWIDE SETASIDES - CONSULTANT AGREEMENTS - 2008	0.0	CA	MISCELLANEOUS	SF	1,000,000	0	0	0	1,000,000	0
1021	TH 999	8807-MA-07	MN/DOT	DISTRICTWIDE SETASIDES - MISCELLANEOUS AGREEMENTS - 2008	0.0	MA	COOP. CONST. AGREEMENT	SF	800,000	0	0	0	800,000	0
1022	TH 999	8807-RW-08	MN/DOT	DISTRICTWIDE SETASIDES - RIGHT OF WAY - 2008	0.0	RW	RIGHT OF WAY	SF	500,000	0	0	0	500,000	0
1023	TH 999	8807-RX-08	MN/DOT	DISTRICTWIDE SETASIDES - ROAD REPAIR/ROUTE AND SEAL (BARC) - 2008	0.0	RX	ROAD REPAIR	SF	1,900,000	0	0	0	1,900,000	0
1024	TH 999	8807-SA-08	MN/DOT	DISTRICTWIDE SETASIDES - CONSTRUCTION SA, CO AND INCENTIVES -2008	0.0	SA	SUPP. AGREE. & COST OVERRUNS	SF	4,000,000	0	0	0	4,000,000	0
1025	TH 999	8807-ST-08	MN/DOT	DISTRICTWIDE SETASIDES - STRIPING AND SIGNING (BARC) - 2008	0.0	RX	SIGNING	SF	1,000,000	0	0	0	1,000,000	0
Summary for Year = 2008 (43 projects)									\$58,730,603	\$22,554,160	\$24,600,000	\$701,128	\$19,345,000	\$16,130,315

# Areawide Transportation Partnership (ATP) Boundaries



## DISTRICT 8

Transportation District Engineer

David G. Trooien

(320) 231-5497

2505 Transportation Road

Willmar, Minnesota 56201

General Information: (320) 231-5195

1-800-657-3792

FAX: (320) 231-5168

ATP: 8  
Fiscal Year: 2006

STIP for FY 2006-2008

Seq #	Route System	Project Number	Agency	Description	Miles	Program	Type of Work	Proposed Funds	Total	FHWA	AC	FTA	TH	Other
1026	BB	TRF-0026-06	MN/DOT	SECT 5311: LINCOLN CO TRANSIT OPERATING ASSISTANCE	0.0	OB	OPERATE BUS	FTA	140,300	0	0	28,825	0	111,475
1027	BB	TRF-0032-06	MN/DOT	SECT 5311: CITY OF MONTEVIDEO TRANSIT OPERATING ASSISTANCE	0.0	OB	OPERATE BUS	FTA	107,440	0	0	22,360	0	85,080
1028	BB	TRF-1075-06	MN/DOT	SECT 5311: KANDIYOHI CO TRANSIT OPERATING ASSISTANCE	0.0	OB	OPERATE BUS	FTA	688,900	0	0	128,475	0	560,425
1029	BB	TRF-1724-06	MN/DOT	SECT 5311: PIPESTONE CO TRANSIT OPERATING ASSISTANCE	0.0	OB	OPERATE BUS	FTA	244,800	0	0	46,608	0	198,192
1030	BB	TRF-1738-06	MN/DOT	SECT 5311: PRAIRIE FIVE CAC TRANSIT OPERATING ASSISTANCE	0.0	OB	OPERATE BUS	FTA	495,211	0	0	79,303	0	415,908
1031	BB	TRF-2387-06	MN/DOT	SECT 5311: WESTERN COMMUNITY ACTION, INC. TRANSIT OPERATING ASSISTANCE	0.0	OB	OPERATE BUS	FTA	813,271	0	0	117,318	0	695,953
1032	BB	TRF-2486-06	MN/DOT	SECT 5311: CITY OF DAWSON TRANSIT OPERATING ASSISTANCE	0.0	OB	OPERATE BUS	FTA	70,000	0	0	14,250	0	55,750
1033	BB	TRF-2488-06	MN/DOT	SECT 5311: CITY OF GRANITE FALLS TRANSIT OPERATING ASSISTANCE	0.0	OB	OPERATE BUS	FTA	78,000	0	0	14,000	0	64,000
1034	BB	TRF-3301-06	MN/DOT	SECT 5311: TRAILBLAZER TRANSIT OPERATING ASSISTANCE	0.0	OB	OPERATE BUS	FTA	764,151	0	0	146,538	0	617,613
1035	BB	TRF-3312-06	MN/DOT	SECT 5311: MEEKER CO TRANSIT OPERATING ASSISTANCE	0.0	OB	OPERATE BUS	FTA	195,000	0	0	32,750	0	162,250
1036	BB	TRF-3325-06	MN/DOT	SECT 5311: MURRAY CO TRANSIT OPERATING ASSISTANCE	0.0	OB	OPERATE BUS	FTA	73,000	0	0	14,175	0	58,825
1037	BB	TRF-3339-06	MN/DOT	SECT 5311: RENVILLE CO TRANSIT OPERATING ASSISTANCE	0.0	OB	OPERATE BUS	FTA	188,500	0	0	23,875	0	164,625
1038	BB	TRS-0026-06	MN/DOT	LINCOLN COUNTY, PURCHASE 1 BUS (CLASS 400)	0.0	TR	PURCHASE BUS	STP	54,000	43,200	0	0	0	10,800
1039	BB	TRS-1075-06	MN/DOT	KANDIYOHI AREA TRANSIT, PURCHASE 1 BUS (CLASS 400)	0.0	TR	PURCHASE BUS	STP	54,000	43,200	0	0	0	10,800
1040	BB	TRS-2387-06	MN/DOT	WESTERN COMMUNITY ACTION, PURCHASE 1 BUS (CLASS 400)	0.0	TR	PURCHASE BUS	STP	54,000	43,200	0	0	0	10,800
1041	BB	TRS-2387-06T	MN/DOT	WESTERN COMMUNITY ACTION, PURCHASE 3 BUSES (CLASS 400)	0.0	TR	PURCHASE BUS	STP	162,000	129,600	0	0	0	32,400
1042	BB	TRS-2488-06	MN/DOT	GRANITE FALLS, PURCHASE 1 BUS (CLASS 400)	0.0	TR	PURCHASE BUS	STP	54,000	43,200	0	0	0	10,800
1043	BB	TRS-3301-06	MN/DOT	TRAILBLAZER, PURCHASE 1 BUS (CLASS 400)	0.0	TR	PURCHASE BUS	STP	54,000	43,200	0	0	0	10,800

ATP: 8  
Fiscal Year: 2006

STIP for FY 2006-2008

Seq #	Route System	Project Number	Agency	Description	Miles	Program	Type of Work	Proposed Funds	Total	FHWA	AC	FTA	TH	Other
1044	BB	TRS-3301-06A	MN/DOT	TRAILBLAZER, PURCHASE 1 BUS (CLASS 400)	0.0	TR	PURCHASE BUS	STP	54,000	43,200	0	0	0	10,800
1045	BB	TRS-3339-06	MN/DOT	RENNVILLE COUNTY, PURCHASE 1 BUS (CLASS 400)	0.0	TR	PURCHASE BUS	STP	54,000	43,200	0	0	0	10,800
1046	CSAH 10	34-610-14	KANDIYOHI COUNTY	KANDIYOHI CO RD 95 TO 0.34 MI W OF S JCT OF KANDIYOHI CSAH 2, GRADING/AGG/BIT SURFACING (AC PROJECT, PAYBACK IN FY 2007)	0.0	RC	GRADE AND SURFACE	STP	1,125,380	565,580	1,673,620	0	0	559,800
1047	CSAH 10	34-610-15	KANDIYOHI COUNTY	TH 71 TO SPICER, GRADING/AGG BASE/BIT SURFACING/MAJOR INTERSECTION REALIGNMENT (WEST)	0.0	RC	GRADE AND SURFACE	STP	1,423,000	1,138,400	0	0	0	284,600
1048	PED/BIKE	37-090-02	DAWSON	TRAIL AND BIKE/PED BRIDGE (BR 37550) AROUND/OVER LAC QUI PARLE RIVER IN DAWSON (AC PROJECT, PAYBACK IN FY 2007)	0.0	EN	PEDESTRIAN BIKE BRIDGE	EN	164,800	104,000	139,200	0	0	60,800
1049	CSAH 19	37-619-14AC	LAC QUI PARLE COUNTY	ON CSAH 19 FROM TH 40 TO LAC QUI PARLE CSAH 22 IN MADISON - RECONSTRUCT - BIT, BASE, C&G, AND LIGHTING (AC PAYBACK)	0.0	RC	GRADE AND SURFACE	STP	605,580	605,580	0	0	0	0
1050	CSAH 15	43-615-09AC	GLENCOE	MCLEOD CSAH 33 TO TH 212, GRADING, BIT SURFACING IN E GLENCOE	0.0	MC	GRADE AND SURFACE	STP	800,000	800,000	0	0	0	0
1051	CSAH 15	43-615-10AC	GLENCOE	BR 43546 (SE GLENCOE ON MORNINGSIDE AVE)	0.0	MC	BRIDGE REPLACEMENT	STP	560,000	560,000	0	0	0	0
1052	EN	87-090-03AC	YELLOW MEDICINE COUNTY	GRANITE FALLS MEMORIAL PARK TRAIL (PHASE 2) FROM E END OF MEMORIAL PARK TO TH 67	0.0	EN	GRADE AND SURFACE	EN	36,000	36,000	0	0	0	0
1053	TH 7	1203-18 3401-17	MN/DOT	CLARA CITY TO TH 71, OVERLAY ON DRIVING LANES	16.6	RS	BITUMINOUS OVERLAY	STP	600,000	480,000	0	0	120,000	0
1054	TH 7	4302-44 4308-25 4304-51	MN/DOT	IN HUTCHINSON, CALIFORNIA ST-5TH AVE NE, 2ND AVE N-5TH AVE N, 4 LNS RECONST W/ CENTER LEFT TURN LN, SHLDRS	1.0	MC	GRADE,SURFACE & BRIDGE	STP	11,000,050	8,800,040	0	0	2,200,010	0
1055	TH 14	4102-24 4201-40	MN/DOT	LAKE BENTON TO FLORENCE, OVERLAY	12.1	RS	BITUMINOUS OVERLAY	SF	615,000	0	0	0	615,000	0
1056	TH 22	4308-31	MCLEOD COUNTY	IN HUTCHINSON, CALIFORNIA ST TO SHADY RIDGE RD, REPLACE PVMNT W/ CONCRETE	0.5	RD	CONCRETE PAVEMENT	SF	1,600,000	0	0	0	1,600,000	0
1057	TH 23	3413-29	MN/DOT	TH 71 TO TH 9, LANDSCAPING/ PLANTING (EXCLUDE LIGHTS ETC)	11.1	MC	LANDSCAPING	SF 1000000 0	500,000	0	0	0	500,000	0
1058	TH 40	3701-22	MN/DOT	MADISON TO TH 119, OVERLAY	11.4	RS	BITUMINOUS OVERLAY	SF	630,000	0	0	0	630,000	0
1059	TH 71	6508-34	MN/DOT	MORTON TO OLIVIA, OVERLAY DRIVING LANES AND SHLDS	15.8	RS	BITUMINOUS OVERLAY	STP	2,100,000	1,680,000	0	0	420,000	0

August 25, 2005

Project Listing Page III-80 of 130

ATP: 8  
Fiscal Year: 2006

STIP for FY 2006-2008

Seq #	Route System	Project Number	Agency	Description	Miles	Program	Type of Work	Proposed Funds	Total	FHWA	AC	FTA	TH	Other
1060	TH 212	1012-21 4310-46	MN/DOT	GLENCOE TO TH 5, MILL & UNBONDED CONCRETE OVERLAY (EB LANES)(SAPP PROJECT)	7.5	RD	UNBONDED CONCRETE OVERLAY	STP	5,700,000	4,560,000	0	0	1,140,000	0
1061	TH 212	4310-44	MN/DOT	W JCT TH 22 TO MORNINGSIDE DRIVE IN GLENCOE, REMOVE BIT & UNBONDED CONCRETE OVERLAY (WB LANES)(SAPP PROJECT)	4.8	RD	CONCRETE PAVEMENT	STP	3,500,000	2,800,000	0	0	700,000	0
1062	TH 999	8808-AM-06	MN/DOT	DISTRICTWIDE SETASIDES - MUNICIPAL AGREEMENTS - 2006	0.0	AM	COOP. CONST. AGREEMENT	SF	300,000	0	0	0	300,000	0
1063	TH 999	8808-CA-06	MN/DOT	DISTRICTWIDE SETASIDES - CONSULTANT AGREEMENTS - 2006	0.0	CA	MISCELLANEOUS	SF	1,300,000	0	0	0	1,300,000	0
1064	TH 999	8808-DA-06	MN/DOT	DISTRICTWIDE SETASIDES - DETOUR AGREEMENTS - 2006	0.0	RS	MISCELLANEOUS	SF	300,000	0	0	0	300,000	0
1065	TH 999	8808-MA-06	MN/DOT	DISTRICTWIDE SETASIDES - MISC AGREEMENTS - 2006	0.0	MA	MISCELLANEOUS	SF	50,000	0	0	0	50,000	0
1066	TH 999	8808-PM-06	MN/DOT	DISTRICTWIDE SETASIDES - PREVENTIVE MAINTENANCE - 2006	0.0	PM	MISCELLANEOUS	SF	1,000,000	0	0	0	1,000,000	0
1067	TH 999	8808-RB-06	MN/DOT	DISTRICTWIDE SETASIDES - LANDSCAPE PARTNERSHIP PROGRAM - 2006	0.0	RB	LANDSCAPE PARTNERSHIP	SF	40,000	0	0	0	40,000	0
1068	TH 999	8808-RW-06	MN/DOT	DISTRICTWIDE SETASIDES - RIGHT OF WAY - 2006	0.0	RW	RIGHT OF WAY	SF	2,560,000	0	0	0	2,560,000	0
1069	TH 999	8808-RX-06	MN/DOT	DISTRICTWIDE SETASIDES - ROAD REPAIR - 2006	0.0	RX	ROAD REPAIR	SF	1,000,000	0	0	0	1,000,000	0
1070	TH 999	8808-SA-06	MN/DOT	DISTRICTWIDE SETASIDES - CONSTRUCTION OVERRUNS AND SUPP AGREE - 2006	0.0	SA	SUPP. AGREE. & COST OVERRUNS	SF	1,950,000	0	0	0	1,950,000	0
1071	TH 999	8808-SC-06	MN/DOT	DISTRICTWIDE SETASIDES - MISC CONSTRUCTION - 2006	0.0	SC	MISCELLANEOUS	SF	1,182,990	0	0	0	1,182,990	0
Summary for Year = 2006 (46 projects)									\$45,041,373	\$22,561,600	\$1,812,820	\$668,477	\$17,608,000	\$4,203,296

ATP: 8  
Fiscal Year: 2007

STIP for FY 2006-2008

Seq #	Route System	Project Number	Agency	Description	Miles	Program	Type of Work	Proposed Funds	Total	FHWA	AC	FTA	TH	Other
1072	BB	TRF-0026-07	MN/DOT	SECT 5311: LINCOLN CO TRANSIT OPERATING ASSISTANCE	0.0	OB	OPERATE BUS	FTA	144,509	0	0	28,825	0	115,684
1073	BB	TRF-0032-07	MN/DOT	SECT 5311: CITY OF MONTEVIDEO TRANSIT OPERATING ASSISTANCE	0.0	OB	OPERATE BUS	FTA	110,663	0	0	22,360	0	88,303
1074	BB	TRF-1075-07	MN/DOT	SECT 5311: KANDIYOHI CO TRANSIT OPERATING ASSISTANCE	0.0	OB	OPERATE BUS	FTA	709,567	0	0	128,475	0	581,092
1075	BB	TRF-1724-07	MN/DOT	SECT 5311: PIPESTONE CO TRANSIT OPERATING ASSISTANCE	0.0	OB	OPERATE BUS	FTA	252,144	0	0	46,608	0	205,536
1076	BB	TRF-1738-07	MN/DOT	SECT 5311: PRAIRIE FIVE CAC TRANSIT OPERATING ASSISTANCE	0.0	OB	OPERATE BUS	FTA	510,067	0	0	79,303	0	430,764
1077	BB	TRF-2387-07	MN/DOT	SECT 5311: WESTERN COMMUNITY ACTION, INC. TRANSIT OPERATING ASSISTANCE	0.0	OB	OPERATE BUS	FTA	837,669	0	0	117,318	0	720,351
1078	BB	TRF-2486-07	MN/DOT	SECT 5311: CITY OF DAWSON TRANSIT OPERATING ASSISTANCE	0.0	OB	OPERATE BUS	FTA	72,100	0	0	14,250	0	57,850
1079	BB	TRF-2488-07	MN/DOT	SECT 5311: CITY OF GRANITE FALLS TRANSIT OPERATING ASSISTANCE	0.0	OB	OPERATE BUS	FTA	80,340	0	0	14,000	0	66,340
1080	BB	TRF-3301-07	MN/DOT	SECT 5311: TRAILBLAZER TRANSIT OPERATING ASSISTANCE	0.0	OB	OPERATE BUS	FTA	787,075	0	0	146,538	0	640,537
1081	BB	TRF-3312-07	MN/DOT	SECT 5311: MEEKER CO TRANSIT OPERATING ASSISTANCE	0.0	OB	OPERATE BUS	FTA	200,850	0	0	32,750	0	168,100
1082	BB	TRF-3325-07	MN/DOT	SECT 5311: MURRAY CO TRANSIT OPERATING ASSISTANCE	0.0	OB	OPERATE BUS	FTA	75,190	0	0	14,175	0	61,015
1083	BB	TRF-3339-07	MN/DOT	SECT 5311: RENVILLE CO TRANSIT OPERATING ASSISTANCE	0.0	OB	OPERATE BUS	FTA	194,155	0	0	23,875	0	170,280
1084	BB	TRS-1075-07	MN/DOT	KANDIYOHI AREA TRANSIT, PURCHASE 1 BUS (CLASS 400)	0.0	TR	PURCHASE BUS	STP	57,000	45,600	0	0	0	11,400
1085	BB	TRS-1724-07	MN/DOT	PIPESTONE COUNTY, PURCHASE 1 BUS (CLASS 400)	0.0	TR	PURCHASE BUS	STP	57,000	45,600	0	0	0	11,400
1086	BB	TRS-1738-07	MN/DOT	PRAIRIE FIVE, PURCHASE 1 BUS (CLASS 400)	0.0	TR	PURCHASE BUS	STP	57,000	45,600	0	0	0	11,400
1087	BB	TRS-2042-07T	MN/DOT	TRAILBLAZER, PURCHASE 1 BUS (CLASS 400)	0.0	TR	PURCHASE BUS	STP	56,000	44,800	0	0	0	11,200
1088	BB	TRS-2387-07	MN/DOT	WESTERN COMMUNITY ACTION, PURCHASE 1 BUS (CLASS 400)	0.0	TR	PURCHASE BUS	STP	57,000	45,600	0	0	0	11,400
1089	BB	TRS-3301-07	MN/DOT	TRAILBLAZER, PURCHASE 1 BUS (CLASS 400)	0.0	TR	PURCHASE BUS	STP	57,000	45,600	0	0	0	11,400
1090	BB	TRS-3312-07	MN/DOT	MEEKER COUNTY, PURCHASE 1 BUS (CLASS 400)	0.0	TR	PURCHASE BUS	STP	57,000	45,600	0	0	0	11,400

August 25, 2005

Project Listing Page III-82 of 130

ATP: 8  
Fiscal Year: 2007

STIP for FY 2006-2008

Seq #	Route System	Project Number	Agency	Description	Miles	Program	Type of Work	Proposed Funds	Total	FHWA	AC	FTA	TH	Other
1091	BB	TRS-3339-07	MN/DOT	RENNVILLE COUNTY, PURCHASE 1 BUS (CLASS 400)	0.0	TR	PURCHASE BUS	STP	57,000	45,600	0	0	0	11,400
1092	RR	42-00119	MN/DOT	INSTALL GATES ON TH 59 FOR THE DM&E RAILROAD NEAR GARVIN	0.0	SR	RR X-ING IMPROVEMENTS	RRS	175,000	157,500	0	0	0	17,500
1093	RR	42-00120	MN/DOT	INSTALL GATES ON CR 59 FOR BNSF RAILROAD	0.0	SR	RR X-ING IMPROVEMENTS	RRS	150,000	135,000	0	0	0	15,000
1094	RR	59-00112	MN/DOT	ON CSAH 8, CONSOLIDATE/CONSTRUCT ROADWAY WITH CSAH 16 OR INSTALL GATES FOR BNSF RAILROAD	0.0	SR	RR X-ING IMPROVEMENTS	RRS	150,000	135,000	0	0	0	15,000
1095	CSAH 10	34-610-14AC	KANDIYOHI COUNTY	KANDIYOHI CO RD 95 TO 0.34 MI W OF S JCT OF KANDIYOHI CSAH 2, GRADING/AGG/BIT SURFACING (AC PAYBACK).	6.2	RC	GRADE AND SURFACE	STP	1,673,620	1,673,620	0	0	0	0
1096	CSAH 47	34-647-02	KANDIYOHI COUNTY	TH 40 TO TH 12, GRADING, AGGR BASE, BIT SURFACE, C&G, AND STORM SEWER (AC PAYBACK IN FY 2008)	0.9	RC	GRADE AND SURFACE	STP	1,258,248	658,248	498,752	0	0	600,000
1097	PED/BIKE	37-090-02AC	DAWSON	TRAIL AND BIKE/PED BRIDGE (BR 37550) OVER LAC QUI PARLE RIVER IN DAWSON (AC PROJECT, PAYBACK)	0.0	EN	PEDESTRIAN BIKE BRIDGE	EN	139,200	139,200	0	0	0	0
1098	CSAH 9	41-609-11	LINCOLN COUNTY	TH 75 TO LINCOLN CSAH 2, GRADING/ADD BASE/BIT SURFACING	2.0	RC	GRADE AND SURFACE	STP	980,000	784,000	0	0	0	196,000
1099	CSAH 7	43-607-12	MCLEOD COUNTY	BETWEEN 0.5 MI N OF MCLEOD CSAH 26 TO JCT MCLEOD CSAH 18, RECONSTRUCTION	5.8	RC	GRADE AND SURFACE	STP	3,200,000	2,560,000	0	0	0	640,000
1100	CSAH 3	87-603-27	YELLOW MEDICINE COUNTY	CSAH 11 IN ST LEO TO TH 59, AGGR BASE, BIT SURFACE & AGGR SHLRS (AC PAYBACK IN FY 2008)	12.1	RC	SURFACING	STP	1,806,232	1,246,232	993,768	0	0	560,000
1101	TH 7	1003-28 4302-50	MN/DOT	SILVER LAKE TO TH 25, REGRADE, RESURF, REPLACE SHLDS, LEFT TURN LN @ CSAH 9 (OVERLAPS METRO PROJECT, SP 1003-30)	15.9	RD	MILL AND OVERLAY	STP	6,160,000	3,760,000	0	0	2,400,000	0
1102	TH 19	4205-35	MN/DOT	JCT TH 23 TO TWP 205 IN MARSHALL, WIDEN & RE-GRADE	1.0	RC	GRADE AND SURFACE	STP	2,500,000	2,000,000	0	0	500,000	0
1103	TH 68	4210-38	MN/DOT	W JCT TH 59 TO JCT TH 19 (MARSHALL), RECONSTRUCT	0.0	RC	GRADE AND SURFACE	STP	2,700,000	2,160,000	0	0	540,000	0
1104	TH 212	6511-37	MN/DOT	IN BIRD ISLAND, RECONSTRUCT	1.0	RC	GRADE AND SURFACE	SF	2,800,000	0	0	0	2,800,000	0
1105	TH 212	6511-39	MN/DOT	COOPERATIVE AGREEMENT WITH THE CITY OF BIRD ISLAND	1.0	AM	GRADE AND SURFACE	SF	1,600,000	0	0	0	1,600,000	0
1106	TH 999	8828-76	MN/DOT	DISTRICTWIDE GUARDRAIL REPLACEMENT	0.0	SC	GUARD RAIL	SF	200,000	0	0	0	200,000	0
1107	TH 999	8808-AM-07	MN/DOT	DISTRICTWIDE SETASIDES - MUNICIPAL AGREEMENTS - 2007	0.0	AM	COOP. CONST. AGREEMENT	SF	300,000	0	0	0	300,000	0

ATP: 8  
Fiscal Year: 2007

STIP for FY 2006-2008

Seq #	Route System	Project Number	Agency	Description	Miles	Program	Type of Work	Proposed Funds	Total	FHWA	AC	FTA	TH	Other
1108	TH 999	8808-CA-07	MN/DOT	DISTRICTWIDE SETASIDES - CONSULTANT AGREEMENTS - 2007	0.0	CA	MISCELLANEOUS	SF	1,300,000	0	0	0	1,300,000	0
1109	TH 999	8808-DA-07	MN/DOT	DISTRICTWIDE SETASIDES - DETOUR AGREEMENTS - 2007	0.0	RS	MISCELLANEOUS	SF	150,000	0	0	0	150,000	0
1110	TH 999	8808-MA-07	MN/DOT	DISTRICTWIDE SETASIDES - MISC AGREEMENTS - 2007	0.0	MA	MISCELLANEOUS	SF	50,000	0	0	0	50,000	0
1111	TH 999	8808-PM-07	MN/DOT	DISTRICTWIDE SETASIDES - PREVENTIVE MAINTENANCE - 2007	0.0	PM	MISCELLANEOUS	SF	1,000,000	0	0	0	1,000,000	0
1112	TH 999	8808-RB-07	MN/DOT	DISTRICTWIDE SETASIDES - LANDSCAPE PARTNERSHIP PROGRAM - 2007	0.0	RB	LANDSCAPE PARTNERSHIP	SF	40,000	0	0	0	40,000	0
1113	TH 999	8808-RW-07	MN/DOT	DISTRICTWIDE SETASIDES - RIGHT OF WAY - 2007	0.0	RW	RIGHT OF WAY	SF	2,500,000	0	0	0	2,500,000	0
1114	TH 999	8808-RX-07	MN/DOT	DISTRICTWIDE SETASIDES - ROAD REPAIR - 2007	0.0	RX	ROAD REPAIR	SF	1,000,000	0	0	0	1,000,000	0
1115	TH 999	8808-SA-07	MN/DOT	DISTRICTWIDE SETASIDES - CONSTRUCTION OVERRUNS AND SUPP AGREE - 2007	0.0	SA	SUPP. AGREE. & COST OVERRUNS	SF	1,820,000	0	0	0	1,820,000	0
1116	TH 999	8808-SC-07	MN/DOT	DISTRICTWIDE SETASIDES - MISC CONSTRUCTION - 2007	0.0	SC	MISCELLANEOUS	SF	800,000	0	0	0	800,000	0
Summary for Year = 2007 (45 projects)									\$38,881,629	\$15,772,800	\$1,492,520	\$668,477	\$17,000,000	\$5,440,352

ATP: 8  
Fiscal Year: 2008

STIP for FY 2006-2008

Seq #	Route System	Project Number	Agency	Description	Miles	Program	Type of Work	Proposed Funds	Total	FHWA	AC	FTA	TH	Other
1117	BB	TRF-0026-08	MN/DOT	SECT 5311: LINCOLN CO TRANSIT OPERATING ASSISTANCE	0.0	OB	OPERATE BUS	FTA	148,844	0	0	28,825	0	120,019
1118	BB	TRF-0032-08	MN/DOT	SECT 5311: CITY OF MONTEVIDEO TRANSIT OPERATING ASSISTANCE	0.0	OB	OPERATE BUS	FTA	113,983	0	0	22,360	0	91,623
1119	BB	TRF-1075-08	MN/DOT	SECT 5311: KANDIYOHI CO TRANSIT OPERATING ASSISTANCE	0.0	OB	OPERATE BUS	FTA	730,854	0	0	128,475	0	602,379
1120	BB	TRF-1724-08	MN/DOT	SECT 5311: PIPESTONE CO TRANSIT OPERATING ASSISTANCE	0.0	OB	OPERATE BUS	FTA	259,709	0	0	46,608	0	213,101
1121	BB	TRF-1738-08	MN/DOT	SECT 5311: PRAIRIE FIVE CAC TRANSIT OPERATING ASSISTANCE	0.0	OB	OPERATE BUS	FTA	525,369	0	0	79,303	0	446,066
1122	BB	TRF-2387-08	MN/DOT	SECT 5311: WESTERN COMMUNITY ACTION, INC. TRANSIT OPERATING ASSISTANCE	0.0	OB	OPERATE BUS	FTA	862,799	0	0	117,318	0	745,481
1123	BB	TRF-2486-08	MN/DOT	SECT 5311: CITY OF DAWSON TRANSIT OPERATING ASSISTANCE	0.0	OB	OPERATE BUS	FTA	74,263	0	0	14,250	0	60,013
1124	BB	TRF-2488-08	MN/DOT	SECT 5311: CITY OF GRANITE FALLS TRANSIT OPERATING ASSISTANCE	0.0	OB	OPERATE BUS	FTA	82,750	0	0	14,000	0	68,750
1125	BB	TRF-3301-08	MN/DOT	SECT 5311: TRAILBLAZER TRANSIT OPERATING ASSISTANCE	0.0	OB	OPERATE BUS	FTA	810,687	0	0	146,538	0	664,149
1126	BB	TRF-3312-08	MN/DOT	SECT 5311: MEEKER CO TRANSIT OPERATING ASSISTANCE	0.0	OB	OPERATE BUS	FTA	206,876	0	0	32,750	0	174,126
1127	BB	TRF-3325-08	MN/DOT	SECT 5311: MURRAY CO TRANSIT OPERATING ASSISTANCE	0.0	OB	OPERATE BUS	FTA	77,446	0	0	14,175	0	63,271
1128	BB	TRF-3339-08	MN/DOT	SECT 5311: RENVILLE CO TRANSIT OPERATING ASSISTANCE	0.0	OB	OPERATE BUS	FTA	199,980	0	0	23,875	0	176,105
1129	BB	TRS-1075-08	MN/DOT	KANDIYOHI AREA TRANSIT, PURCHASE 1 BUS (CLASS 400)	0.0	TR	PURCHASE BUS	STP	103,000	82,400	0	0	0	20,600
1130	BB	TRS-1724-08	MN/DOT	PIPESTONE COUNTY, PURCHASE 1 BUS (CLASS 400)	0.0	TR	PURCHASE BUS	STP	59,000	47,200	0	0	0	11,800
1131	BB	TRS-2042-08A	MN/DOT	TRAILBLAZER, PURCHASE 1 BUS (CLASS 400)	0.0	TR	PURCHASE BUS	STP	59,000	47,200	0	0	0	11,800
1132	BB	TRS-2042-08B	MN/DOT	TRAILBLAZER, PURCHASE 1 BUS (CLASS 400)	0.0	TR	PURCHASE BUS	STP	59,000	47,200	0	0	0	11,800
1133	BB	TRS-2387-08	MN/DOT	WESTERN COMMUNITY ACTION, PURCHASE 1 BUS (CLASS 400)	0.0	TR	PURCHASE BUS	STP	59,000	47,200	0	0	0	11,800
1134	BB	TRS-3312-08	MN/DOT	MEEKERCOUNTY, PURCHASE 1 BUS (CLASS 400)	0.0	TR	PURCHASE BUS	STP	59,000	47,200	0	0	0	11,800
1135	BB	TRS-3339-08	MN/DOT	RENVILLE COUNTY, PURCHASE 1 BUS (CLASS 400)	0.0	TR	PURCHASE BUS	STP	59,000	47,200	0	0	0	11,800

ATP: 8  
Fiscal Year: 2008

STIP for FY 2006-2008

Seq #	Route System	Project Number	Agency	Description	Miles	Program	Type of Work	Proposed Funds	Total	FHWA	AC	FTA	TH	Other
1136	RR	34-00121	MN/DOT	INSTALL GATES ON CR 127 (60TH ST. NE) FOR THE BNSF RAILROAD W. OF WILLMAR	0.0	SR	RR X-ING IMPROVEMENTS	RRS	175,000	157,500	0	0	0	17,500
1137	RR	41-00104	MN/DOT	INSTALL GATES ON CR 111 FOR THE DM&E RAILROAD IN LAKE BENTON	0.0	SR	RR X-ING IMPROVEMENTS	RRS	175,000	157,500	0	0	0	17,500
1138	RR	59-00113	MN/DOT	INSTALL GATES ON CSAH 10 (211TH ST.) FOR THE BNSF RAILROAD IN PIPESTONE	0.0	SR	RR X-ING IMPROVEMENTS	RRS	175,000	157,500	0	0	0	17,500
1139	RR	64-00107	MN/DOT	UPGRADE TO GATES ON CSAH 6 (ILEX ST.) FOR THE DM&E RAILROAD IN LAMBERTON	0.0	SR	RR X-ING IMPROVEMENTS	RRS	175,000	157,500	0	0	0	17,500
1140	RR	65-00110	MN/DOT	INSTALL GATES ON CSAH 8 FOR THE TC&W RAILROAD 0.24 MI. W. OF BUFFALO LAKE	0.0	SR	RR X-ING IMPROVEMENTS	RRS	175,000	157,500	0	0	0	17,500
1141	CSAH 7	34-607-16	KANDIYOHI COUNTY	0.5 MI SOUTH OF KANDIYOHI CSAH 14 TO TH 7, GRADING, AGGREGATE BASE, BITUMINOUS BASE AND SURFACE (AC PROJECT, PAYBACK IN 2009)	2.5	RC	GRADE AND SURFACE	STP	431,116	207,116	688,884	0	0	224,000
1142	CSAH 47	34-647-02AC	KANDIYOHI COUNTY	TH 40 TO TH 12, GRADING, AGGR BASE, BIT SURFACE, C&G, AND STORM SEWER (AC PAYBACK)	7.0	RC	GRADE AND SURFACE	STP	498,752	498,752	0	0	0	0
1143	CSAH 5	42-605-32	LYON COUNTY	TH 23 TO LYON CR 60, RECONSTRUCT NORTH OF CR 60	10.6	RC	GRADE AND SURFACE	STP	2,975,000	2,200,000	0	0	0	775,000
1144	CSAH 115	43-715-03	MCLEOD COUNTY	S GRADE ROAD TO MCLEOD CSAH 7, HUTCHINSON BYPASS, EXPANSION - NEW ALIGNMENT AND RECONSTRUCTION (AC PROJECT, PAYBACK IN 2009)	3.2	MC	GRADE AND SURFACE	STP	1,484,404	984,404	1,014,596	0	0	500,000
1145	PED/BIKE	47-090-01	MEEKER COUNTY	DASSEL ELEM SCHOOL TO SPRING LAKE PARK, TRAIL FROM DASSEL ALONG CSAH 4 AND 260TH ST TO SPRING LAKE COUNTY PARK (1/2 MILE)	0.2	EN	PEDESTRIAN BIKE TRAIL	EN	104,040	83,232	0	0	0	20,808
1146	CSAH 15	47-615-06	MEEKER COUNTY	MCLEOD CO LINE TO CSAH 6, GRADING	7.0	RC	GRADE AND SURFACE	STP	775,000	620,000	0	0	0	155,000
1147	CSAH 2	51-602-18	MURRAY COUNTY	MURRAY CSAH 31 TO MURRAY CSAH 34, COLD INPLACE RECYCLE, BIT SURFACE, AGGR SHOULDERS	4.0	RC	GRADE AND SURFACE	STP	750,000	600,000	0	0	0	150,000
1148	CSAH 4	51-604-25	MURRAY COUNTY	W LIM OF IONA TO TH 267; TH 267 TO THE S LIM OF IONA, COMPLETE RECONSTRUCT, GRADING AGGR BASE, BIT SURF, C & G, STORM SEWER AND SIDEWALKS	1.1	RC	GRADE AND SURFACE	STP	937,500	750,000	0	0	0	187,500
1149	CSAH 11	65-611-43	RENVILLE COUNTY	TH 4 TO RENVILLE CSAH 8, GRADING, BITUMINOUS SURFACING, & AGGREGATE SHOULDERS (AC PROJECT, PAYBACK IN 2009).	5.5	RC	GRADE AND SURFACE	STP	855,666	499,666	924,334	0	0	356,000
1150	CSAH 3	87-603-27AC	YELLOW MEDICINE COUNTY	CSAH 11 IN ST LEO TO TH 59, AGGR BASE, BIT SURFACE & AGGR SHLRS (AC PAYBACK)	12.1	RC	SURFACING	STP	993,768	993,768	0	0	0	0

ATP: 8  
Fiscal Year: 2008

STIP for FY 2006-2008

Seq #	Route System	Project Number	Agency	Description	Miles	Program	Type of Work	Proposed Funds	Total	FHWA	AC	FTA	TH	Other
1151	PED/BIKE	207-090-001	REDWOOD FALLS	REDWOOD FALLS, TRAILS: RIVER LINK TO/FROM RAILROAD IN N REDWOOD ALONG CR 101 TO NORTHWOOD DR AND SCHOOL LINK	1.7	EN	PEDESTRIAN BIKE TRAIL	EN	233,319	186,655	0	0	0	46,664
1152	TH 7 & 29	1202-48 1206-52	MN/DOT	N JCT TH 29 TO CSAH 15 AT MONTE, MILL & OVERLAY 1/2, RECONSTRUCT 1/2, M & O TH 29 FROM JCT US 212 TO E JCT TH 7	1.0	RC	GRADE AND SURFACE	STP	5,300,000	4,022,307	0	0	1,277,693	0
1153	TH 12	3403-65	MN/DOT	AT THE JCT OF TH 12 & TH 40 (WILLMAR), INSTALL FREE RIGHT TURN LANE	1.0	SH	TURN LANES	HES	60,000	54,000	0	0	6,000	0
1154	TH 15	4305-24	MN/DOT	AT THE JCT OF TH 15 & N HIGH DRIVE (HUTCHINSON), INSTALL SIGNAL	0.0	SH	TRAFFIC SIGNAL INST.	HES	670,000	603,000	0	0	67,000	0
1155	TH 23	4203-43 4207-47	MN/DOT	1.8 MI N OF TH 91 TO JCT TH 19 (EAST & WESTBOUND LANES), OVERLAY (FULL DEPTH)	13.8	RD	BITUMINOUS PAVEMENT	SF	1,050,000	0	0	0	1,050,000	0
1156	TH 29	1206-54	MN/DOT	TH 7 TO AIRPORT RD AT MONTE, MILL AND OVERLAY	1.3	RS	BITUMINOUS OVERLAY	SF	110,000	0	0	0	110,000	0
1157	TH 68	6407-28	MN/DOT	EAST OF WABASSO, REPLACE BRIDGE 6962	1.0	BR	BRIDGE REPLACEMENT	STP	610,000	488,000	0	0	122,000	0
1158	TH 71	3405-40 3411-71 3412-68	MN/DOT	WILLMAR BYPASS, SOUTHBOUND LANES, OVERLAY	6.7	RS	BITUMINOUS OVERLAY	STP	570,000	456,000	0	0	114,000	0
1159	TH 75	4107-18 5906-38	MN/DOT	OVERLAY FROM PIPESTONE CREEK TO LAKE BENTON IN LINCOLN COUNTY	12.8	RS	BITUMINOUS OVERLAY	SF	780,000	0	0	0	780,000	0
1160	TH 212	1012-23 4310-47	MN/DOT	MORNINGSIDE DR (GLENCOE) TO TH 5/25 - WBL, CONCRETE REHAB	7.5	RC	CONCRETE PAVEMENT REHAB	SF	770,000	0	0	0	770,000	0
1161	TH 212	6510-59	MN/DOT	HAWK CREEK TO CSAH 6 IN RENVILLE, PAVEMENT REPAIR	7.5	RD	BITUMINOUS PAVEMENT	STP	7,000,000	5,600,000	0	0	1,400,000	0
1162	TH 999	8828-77	MN/DOT	DISTRICTWIDE GUARDRAIL REPLACEMENT	0.0	SC	GUARD RAIL	SF	200,000	0	0	0	200,000	0
1163	TH 999	8808-AM-08	MN/DOT	DISTRICTWIDE SETASIDES - MUNICIPAL AGREEMENTS - 2008	0.0	AM	COOP. CONST. AGREEMENT	SF	300,000	0	0	0	300,000	0
1164	TH 999	8808-CA-08	MN/DOT	DISTRICTWIDE SETASIDES - CONSULTANT AGREEMENTS - 2008	0.0	CA	MISCELLANEOUS	SF	1,300,000	0	0	0	1,300,000	0
1165	TH 999	8808-DA-08	MN/DOT	DISTRICTWIDE SETASIDES - DETOUR AGREEMENTS - 2008	0.0	RS	MISCELLANEOUS	SF	300,000	0	0	0	300,000	0
1166	TH 999	8808-MA-08	MN/DOT	DISTRICTWIDE SETASIDES - MISC AGREEMENTS - 2008	0.0	MA	MISCELLANEOUS	SF	50,000	0	0	0	50,000	0

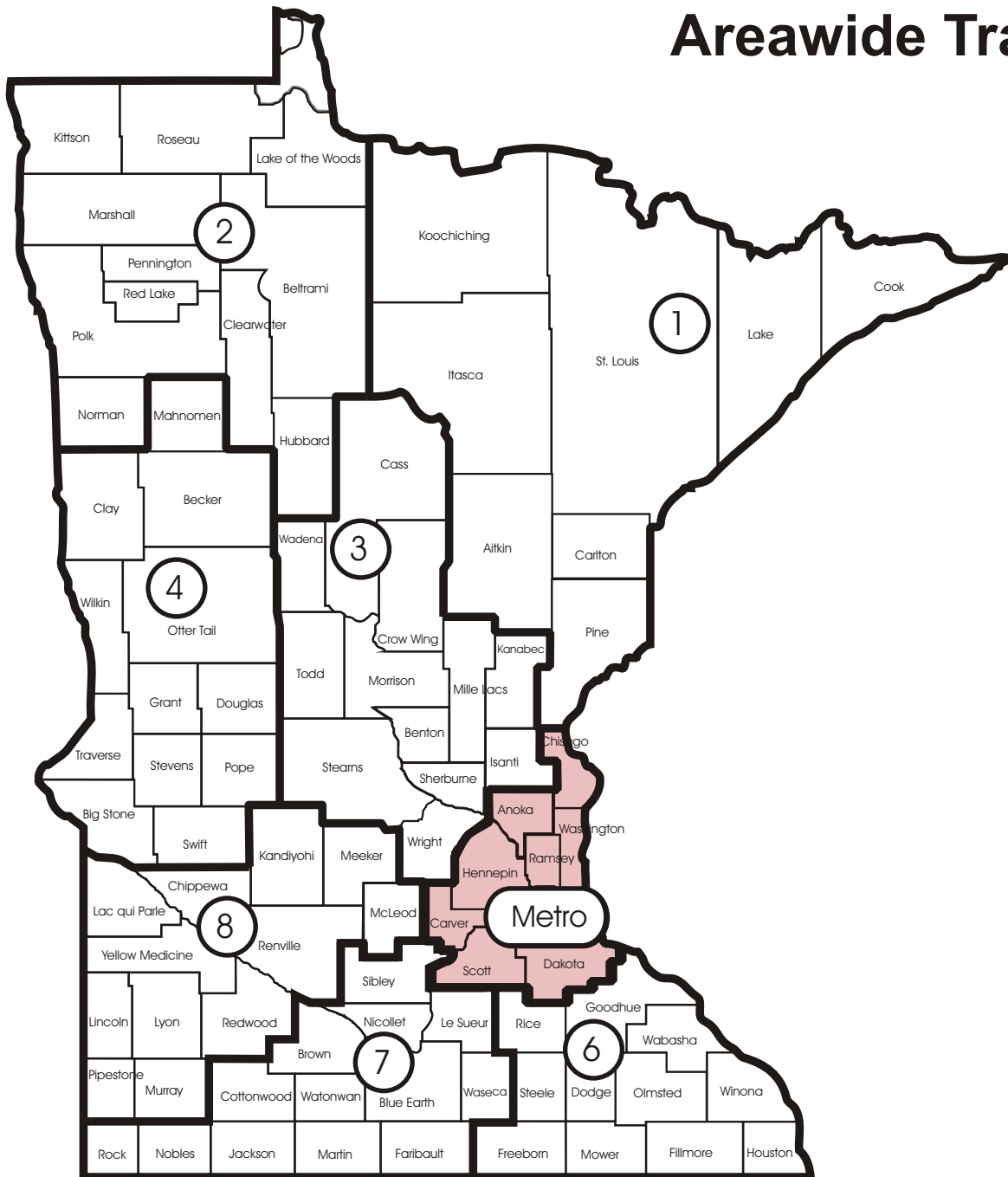
ATP: 8

Fiscal Year: 2008

STIP for FY 2006-2008

Seq #	Route System	Project Number	Agency	Description	Miles	Program	Type of Work	Proposed Funds	Total	FHWA	AC	FTA	TH	Other
1167	TH 999	8808-PM-08	MN/DOT	DISTRICTWIDE SETASIDES - PREVENTIVE MAINTENANCE - 2008	0.0	PM	MISCELLANEOUS	SF	1,000,000	0	0	0	1,000,000	0
1168	TH 999	8808-RB-08	MN/DOT	DISTRICTWIDE SETASIDES - LANDSCAPE PARTNERSHIP PROGRAM - 2008	0.0	RB	LANDSCAPE PARTNERSHIP	SF	40,000	0	0	0	40,000	0
1169	TH 999	8808-RW-08	MN/DOT	DISTRICTWIDE SETASIDES - RIGHT OF WAY - 2008	0.0	RW	RIGHT OF WAY	SF	1,800,000	0	0	0	1,800,000	0
1170	TH 999	8808-RX-08	MN/DOT	DISTRICTWIDE SETASIDES - ROAD REPAIR - 2008	0.0	RX	ROAD REPAIR	SF	1,000,000	0	0	0	1,000,000	0
1171	TH 999	8808-SA-08	MN/DOT	DISTRICTWIDE SETASIDES - CONSTRUCTION OVERRUNS AND SUPP AGREE - 2008	0.0	SA	SUPP. AGREE. & COST OVERRUNS	SF	1,150,000	0	0	0	1,150,000	0
1172	TH 999	8808-SC-08	MN/DOT	DISTRICTWIDE SETASIDES - MISC CONSTRUCTION - 2008	0.0	SC	MISCELLANEOUS	SF	4,163,307	0	0	0	4,163,307	0
Summary for Year = 2008 (56 projects)									\$43,687,432	\$20,000,000	\$2,627,814	\$668,477	\$17,000,000	\$6,018,955

# Areawide Transportation Partnership (ATP) Boundaries



## METRO DISTRICT

Metro District Engineer

Patrick Hughes

(651) 582-1360

Waters Edge Building

1500 W County Road B-2

Roseville, Minnesota 55113-3174

General Information: (651) 582-1000

FAX: (651) 582-1131

ATP: M  
Fiscal Year: 2006

STIP for FY 2006-2008

Seq #	Route System	Project Number	Agency	Description	Miles	Program	Type of Work	Proposed Funds	Total	FHWA	AC	FTA	TH	Other
1173	BB	TRF-0009-06	MN/DOT	SECT 5311: CARVER COUNTY TRANSIT OPERATING ASSISTANCE	0.0	OB	OPERATE BUS	FTA	404,458	0	0	85,490	0	318,968
1174	BB	TRF-0051-06	MN/DOT	SECT 5311: SCOTT COUNTY TRANSIT OPERATING ASSISTANCE	0.0	OB	OPERATE BUS	FTA	716,976	0	0	95,790	0	621,186
1175	BB	TRF-3703-06	MN/DOT	SECT 5311: CITY OF HASTINGS TRANSIT OPERATING ASSISTANCE	0.0	OB	OPERATE BUS	FTA	262,959	0	0	41,303	0	221,656
1176	BB	TRF-9028-03	MN/DOT	SECT 5309: NORTHSTAR CORRIDOR-PRELIMINARY ENGINEERING, RIGHT OF WAY, ETC(2003 APPROPRIATION)	0.0	B3	PLANNING	FTA	6,250,000	0	0	5,000,000	0	1,250,000
1177	BB	TRF-9028-04	MN/DOT	SECT 5309: NORTHSTAR CORRIDOR, FINAL DESIGN, ETC (2004 APPROPRIATION)	0.0	B3	PLANNING	FTA	7,073,785	0	0	5,659,028	0	1,414,757
1178	BB	TRF-RCRRA-05	RAMSEY COUNTY	SECT 5309: STUDY UNION DEPOT IN ST PAUL TO A MULTI-MODAL TRANSIT HUB, PLANNING & ENVIRONMENTAL WORK (2005 APPROPRIATIONS ACT)	0.0	B3	PLANNING	FTA	1,250,000	0	0	1,000,000	0	250,000
1179	BB	TRF-RLTF-03A	MN/DOT	SECT 5309: RUSHLINE CORRIDOR, PARK & POOL LOT(2002/2003 APPROPRIATION)	0.0	B3	BUS GRANT CAPITAL IMPROVEMENT	FTA	339,705	0	0	271,764	0	67,941
1180	BB	TRF-TCMT-06	MET COUNCIL - MT	SECT 5307: TWIN CITIES MET COUNCIL MT, PURCHASE 40-FOOT & ARTICULATED BUSES	0.0	B9	PURCHASE BUS	FTA	31,250,000	0	0	25,000,000	0	6,250,000
1181	BB	TRF-TCMT-06A	MET COUNCIL - MT	SECT 5307: TWIN CITIES MET COUNCIL MT, ASSOCIATED CAPITAL MAINTENANCE	0.0	B9	BUS GRANT CAPITAL IMPROVEMENT	FTA	1,250,000	0	0	1,000,000	0	250,000
1182	BB	TRF-TCMT-06AA	MET COUNCIL - MT	SECT 5309: TWIN CITIES MET COUNCIL MT, MINNEAPOLIS CIRCULATOR-NORTH TERMINAL	0.0	B3	BUS GRANT CAPITAL IMPROVEMENT	FTA	2,459,196	0	0	1,967,357	0	491,839
1183	BB	TRF-TCMT-06B	MET COUNCIL - MT	SECT 5307: TWIN CITIES MET COUNCIL MT, BUS GARAGE-FTH 2	0.0	B9	BUS GRANT CAPITAL IMPROVEMENT	FTA	7,650,000	0	0	6,120,000	0	1,530,000
1184	BB	TRF-TCMT-06BB	MET COUNCIL - MT	SECT 5309: TWIN CITIES MET COUNCIL MT, NORTHWEST CORRIDOR BUSWAY DEVELOPMENT	0.0	B3	BUS GRANT CAPITAL IMPROVEMENT	FTA	3,073,996	0	0	2,459,197	0	614,799
1185	BB	TRF-TCMT-06C	MET COUNCIL - MT	SECT 5307: TWIN CITIES MET COUNCIL MT, PREVENTIVE MAINTENANCE	0.0	B9	BUS GRANT CAPITAL IMPROVEMENT	FTA	12,500,000	0	0	10,000,000	0	2,500,000
1186	BB	TRF-TCMT-06D	MET COUNCIL - MT	SECT 5307: TWIN CITIES MET COUNCIL MT, 1% TRANSIT ENHANCEMENTS(ADA & SHELTERS)	0.0	B9	BUS GRANT CAPITAL IMPROVEMENT	FTA	512,500	0	0	410,000	0	102,500

ATP: M  
Fiscal Year: 2006

STIP for FY 2006-2008

Seq #	Route System	Project Number	Agency	Description	Miles	Program	Type of Work	Proposed Funds	Total	FHWA	AC	FTA	TH	Other
1187	BB	TRF-TCMT-06E	MET COUNCIL - MT	SECT 5307: TWIN CITIES MET COUNCIL MT, 1% SAFETY/SECURITY PROJECTS(PARK AND RIDE & PED/BIKE SECURITY)	0.0	B9	BUS GRANT CAPITAL IMPROVEMENT	FTA	512,500	0	0	410,000	0	102,500
1188	BB	TRF-TCMT-06F	MET COUNCIL - MT	SECT 5307: TWIN CITIES MET COUNCIL MT, 0.5% TRANSIT STAFF TRAINING	0.0	B9	BUS GRANT CAPITAL IMPROVEMENT	FTA	256,250	0	0	205,000	0	51,250
1189	BB	TRF-TCMT-06G	MET COUNCIL - MT	SECT 5307: TWIN CITIES MET COUNCIL MT, CAPITAL LEASE- TIRES	0.0	B9	BUS GRANT CAPITAL IMPROVEMENT	FTA	1,250,000	0	0	1,000,000	0	250,000
1190	BB	TRF-TCMT-06H	MET COUNCIL - MTS	SECT 5307: TWIN CITIES MET COUNCIL MTS, METRO MOBILITY CAPITAL COST OF CONTRACTING FOR SERVICES	0.0	B9	BUS GRANT CAPITAL IMPROVEMENT	FTA	5,125,000	0	0	4,100,000	0	1,025,000
1191	BB	TRF-TCMT-06J	MET COUNCIL - MT	SECT 5309: TWIN CITIES MET COUNCIL MT, PURCHASE ARTICULATED & 40-FT BUSES-GROWTH	0.0	B3	PURCHASE BUS	FTA	2,500,000	0	0	2,000,000	0	500,000
1192	BB	TRF-TCMT-06K	MET COUNCIL - MT	SECT 5309: TWIN CITIES MET COUNCIL MT, LRV MAJOR COMPONENT REPLACEMENT	0.0	B3	BUS GRANT CAPITAL IMPROVEMENT	FTA	1,000,000	0	0	800,000	0	200,000
1193	BB	TRF-TCMT-06L	MET COUNCIL - MTS	SECT 5307: TWIN CITIES MET COUNCIL MTS, REGIONAL FLEET BUS PURCHASE	0.0	B9	PURCHASE BUS	FTA	2,250,000	0	0	1,800,000	0	450,000
1194	BB	TRF-TCMT-06M	MET COUNCIL - MT	SECT 5307: TWIN CITIES MET COUNCIL MT, LRV PAINT BOOTH UPGRADE	0.0	B9	BUS GRANT CAPITAL IMPROVEMENT	FTA	500,000	0	0	400,000	0	100,000
1195	BB	TRF-TCMT-06N	MET COUNCIL - MT	SECT 5307: TWIN CITIES MET COUNCIL MT, TRANSIT BUSINESS COMPUTER SYSTEMS	0.0	B9	BUS GRANT CAPITAL IMPROVEMENT	FTA	1,375,000	0	0	1,100,000	0	275,000
1196	BB	TRF-TCMT-06P	MET COUNCIL - MTS	SECT 5307: TWIN CITIES MET COUNCIL MTS, REGIONAL FLEET CAPITAL COST OF CONTRACTING FOR SERVICE	0.0	B9	BUS GRANT CAPITAL IMPROVEMENT	FTA	1,250,000	0	0	1,000,000	0	250,000
1197	BB	TRF-TCMT-06Q	MET COUNCIL - MTS	SECT 5307: TWIN CITIES MET COUNCIL MTS, MVTA GARAGE	0.0	B9	BUS GRANT CAPITAL IMPROVEMENT	FTA	1,062,500	0	0	850,000	0	212,500
1198	BB	TRF-TCMT-06R	MET COUNCIL - MTS	SECT 5307: TWIN CITIES MET COUNCIL MTS, SMTC COP	0.0	B9	BUS GRANT CAPITAL IMPROVEMENT	FTA	500,000	0	0	400,000	0	100,000
1199	BB	TRF-TCMT-06S	MET COUNCIL - MT	SECT 5307: TWIN CITIES MET COUNCIL MT, RIDGEDALE CENTER PARK & RIDE	0.0	B9	BUS GRANT CAPITAL IMPROVEMENT	FTA	2,700,000	0	0	2,160,000	0	540,000

ATP: M  
Fiscal Year: 2006

STIP for FY 2006-2008

Seq #	Route System	Project Number	Agency	Description	Miles	Program	Type of Work	Proposed Funds	Total	FHWA	AC	FTA	TH	Other
1200	BB	TRF-TCMT-06T	MET COUNCIL - MT	SECT 5307: TWIN CITIES MET COUNCIL MT, LRT PEDESTRIAN WALKOVER EXTENSION	0.0	B9	BUS GRANT CAPITAL IMPROVEMENT	FTA	1,250,000	0	0	1,000,000	0	250,000
1201	BB	TRF-TCMT-06U	MET COUNCIL - MT	SECT 5309: TWIN CITIES MET COUNCIL MT, LRV'S-FIXED GUIDWAY	0.0	B3	BUS GRANT CAPITAL IMPROVEMENT	FTA	6,600,000	0	0	5,280,000	0	1,320,000
1202	BB	TRF-TCMT-06V	MET COUNCIL - MT	SECT 5307: TWIN CITIES MET COUNCIL MT, LRV APC'S	0.0	B9	BUS GRANT CAPITAL IMPROVEMENT	FTA	750,000	0	0	600,000	0	150,000
1203	BB	TRF-TCMT-06W	MET COUNCIL - MT	SECT 5309: TWIN CITIES MET COUNCIL MT, GSA PARK & RIDE	0.0	B3	BUS GRANT CAPITAL IMPROVEMENT	FTA	7,400,000	0	0	5,920,000	0	1,480,000
1204	BB	TRF-TCMT-06X	MET COUNCIL - MTS	SECT 3037: TWIN CITIES MET COUNCIL MTS, JOB ACCESS/REVERSE COMMUTE PROJECTS	0.0	JA	BUS GRANT CAPITAL IMPROVEMENT	FTA	2,000,000	0	0	1,000,000	0	1,000,000
1205	BB	TRF-TCMT-06Y	MET COUNCIL - MT	SECT 5309: TWIN CITIES MET COUNCIL MT, LRT SIGNALIZATION FOR SINGLE TRACK REVERSE-DIRECTION OPERATION	0.0	B3	BUS GRANT CAPITAL IMPROVEMENT	FTA	2,500,000	0	0	2,000,000	0	500,000
1206	BB	TRF-TCMT-06Z	MET COUNCIL - MT	SECT 5309: TWIN CITIES MET COUNCIL MT, 63RD & CSAH 81 PARK & RIDE(NW)	0.0	B3	BUS GRANT CAPITAL IMPROVEMENT	FTA	1,229,611	0	0	983,689	0	245,922
1207	BB	TRS-7068-06A	MN/DOT	HEARTLAND EXPRESS, PURCHASE CLASS 400 BUS	0.0	TR	PURCHASE BUS	STP	55,000	44,000	0	0	0	11,000
1208	CMAQ	TRS-LRT-06	MET COUNCIL - MT	HIAWATHA CORRIDOR LRT OPERATING ASSISTANCE	0.0	TR	OPERATE BUS	CMAQ	3,428,750	2,743,000	0	0	0	685,750
1209	CMAQ	TRS-TCMT-05	MET COUNCIL - MT	SECTOR 5C-I-35W SOUTH CORRIDOR SERVICE EXPANSION	0.0	TR	BUS GRANT CAPITAL IMPROVEMENT	CMAQ	2,866,560	2,293,248	0	0	0	573,312
1210	CMAQ	TRS-TCMT-05A	MET COUNCIL - MT	SECTOR 5B-HIAWATHA CORRIDOR SERVICE EXPANSION	0.0	TR	BUS GRANT CAPITAL IMPROVEMENT	CMAQ	2,310,668	1,848,534	0	0	0	462,134
1211	CMAQ	TRS-TCMT-05B	MET COUNCIL - MT	SECTOR 5A-WESTERN ST PAUL SERVICE EXPANSION	0.0	TR	BUS GRANT CAPITAL IMPROVEMENT	CMAQ	546,063	436,850	0	0	0	109,213
1212	CMAQ	TRS-TCMT-05DA	MET COUNCIL-T & TET & TE	2006 REGIONAL FLEET EXPANSION, PURCHASE BUSES	0.0	TR	PURCHASE BUS	CMAQ	3,672,500	2,938,000	0	0	0	734,500
1213	CMAQ	TRS-TCMT-05DB	MET COUNCIL	T & TE REGIONAL FLEET EXPANSION, PURCHASE BUSES	0.0	TR	PURCHASE BUS	UG	1,873,375	1,498,700	0	0	0	374,675

ATP: M  
Fiscal Year: 2006

STIP for FY 2006-2008

Seq #	Route System	Project Number	Agency	Description	Miles	Program	Type of Work	Proposed Funds	Total	FHWA	AC	FTA	TH	Other
1214	CMAQ	CM-15	MET COUNCIL - MT	TWIN CITIES METRO TRANSIT, PURCHASE 40-FOOT BUSES	0.0	TR	PURCHASE BUS	CMAQ	672,350	537,880	0	0	0	134,470
1215	CMAQ	CM-23A	MET COUNCIL-T & TE	2005 T & TE REGIONAL FLEET EXPANSION, PURCHASE LARGE & SMALL FEEDER PASSENGER VEHICLES	0.0	TR	PURCHASE BUS	CMAQ	3,813,750	3,051,000	0	0	0	762,750
1216	CMAQ	CM-25A	MET COUNCIL	REGIONAL TDM & COMMUTER ALTERNATIVES PROGRAM	0.0	TM	PLANNING	CMAQ	2,690,813	2,152,650	0	0	0	538,163
1217	CMAQ	CM-36A	MINNEAPOLIS	DOWNTOWN MPLS TMO	0.0	TM	PLANNING	CMAQ	423,750	339,000	0	0	0	84,750
1218	RR	27-00259	MN/DOT	CSAH 150, MAIN ST IN ROGERS, INSTALL NEW SIGNALS & GATES	0.0	SR	RAILROAD SIGNALS	RRS	196,630	176,967	0	0	0	19,663
1219	RR	27-00264	MN/DOT	NOBLES AVE, MSAS 298, ROBBINSDALE, INSTALL CANTILEVERS	0.0	SR	RAILROAD SURF/SIGNALS	RRS	197,750	177,975	0	0	0	19,775
1220	RR	27-00266	MN/DOT	DAKOTA AVE, MSAS 280, ST LOUIS PARK, INSTALL NEW SIGNALS	0.0	SR	RAILROAD SURF/SIGNALS	RRS	169,500	152,550	0	0	0	16,950
1221	RR	62-00186	MN/DOT	NORTHWEST AVE, CO 89, WHITE BEAR LAKE, ADD GATES & UPGRADE CIRCUITRY	0.0	SR	RAILROAD SURF/SIGNALS	RRS	197,750	177,975	0	0	0	19,775
1222	RR	62-00187	MN/DOT	LEXINGTON AVE, CSAH 51, SHOREVIEW, ADD CANTILEVERS & NEW CIRCUITRY	0.0	SR	RAILROAD SURF/SIGNALS	RRS	197,750	177,975	0	0	0	19,775
1223	RR	62-00188	MN/DOT	MCMENEMY ST, CSAH 57, VADNAIS HEIGHTS, UPGRADE CIRCUITRY & LED'S	0.0	SR	RAILROAD SURF/SIGNALS	RRS	56,500	50,850	0	0	0	5,650
1224	RR	62-00189	MN/DOT	ARLINGTON AVE, MSAS 109, ST PAUL, INSTALL NEW SIGNALS AND GATES	0.0	SR	RAILROAD SURF/SIGNALS	RRS	197,750	177,975	0	0	0	19,775
1225	RR	82-00135	MN/DOT	OTCHIPWE AVE N, CSAH 11, WASH CO, INSTALL SIGNALS AND GATES	0.0	SR	RAILROAD SURF/SIGNALS	RRS	197,750	177,975	0	0	0	19,775
1226	CSAH 12	02-612-11	ANOKA COUNTY	TH 65 TO E OF CSAH 52 IN BLAINE, RECONSTRUCT, SIGNALS, ETC	1.1	RC	GRADE AND SURFACE	UG	3,390,000	2,712,000	0	0	0	678,000
1227	CSAH 14	02-614-24	ANOKA COUNTY	I-35W TO I-35E IN CENTERVILLE & LINO LAKES, RECONSTRUCT, SIGNALS, ETC (AC PROJECT-PAYBACK IN 2007)	3.3	RC	GRADE AND SURFACE	UG	1,635,000	0	5,995,000	0	0	1,635,000
1228	CSAH 23	02-623-14	ANOKA COUNTY	ANOKA CSAH 23 (NAPLES ST/LAKE DR) AT ANOKA CO RD 105 (NAPLES ST)/I-35W RAMP IN BLAINE, SIGNAL INSTALL, TURN LANES, ETC	0.2	SH	TRAFFIC SIGNAL INST.	HES	538,246	484,421	0	0	0	53,825
1229	CSAH 78	02-678-16	ANOKA COUNTY	S OF TH 242 IN COON RAPIDS TO N OF CSAH 116 IN ANDOVER, RECONSTRUCT TO 4 LANES, SIGNALS, ETC	2.0	RC	GRADE AND SURFACE	UG	5,650,000	4,520,000	0	0	0	1,130,000

ATP: M  
Fiscal Year: 2006

STIP for FY 2006-2008

Seq #	Route System	Project Number	Agency	Description	Miles	Program	Type of Work	Proposed Funds	Total	FHWA	AC	FTA	TH	Other
1230	CSAH 116	02-716-07	ANOKA COUNTY	ANOKA CSAH 116 (INDUSTRY AVE NW) AT DYSPROSIUM ST/THURSTON AVE IN ANOKA, TRAFFIC SIGNAL INSTALLATION, TURN LANES, ETC	0.2	SH	TRAFFIC SIGNAL INST.	HES	598,050	538,245	0	0	0	59,805
1231	CSAH 10	10-610-30	CARVER COUNTY	CO RD 110 TO CSAH 11, RECONSTRUCTION, SHLDS, ETC	4.0	RC	GRADE AND SURFACE	UG	6,219,720	4,975,776	0	0	0	1,243,944
1232	CSAH 14	13-614-06	CHISAGO COUNTY	TH 8 IN LINDSTROM TO LINDO TRAIL & FRONTAGE RD S OF TH 8 IN LINDSTROM, RECONSTRUCT	3.8	RC	GRADE AND SURFACE	STP	3,720,000	2,976,000	0	0	0	744,000
1233	PED/BIKE	19-090-06	DAKOTA COUNTY	N SIDE TH 110 FROM TH 149 IN MENDOTA HEIGHTS TO CHARLTON RD IN WEST ST PAUL, NORTH URBAN REGIONAL TRAIL (PHASE 2)	1.2	EN	PEDESTRIAN BIKE TRAIL	EN	663,835	531,068	0	0	0	132,767
1234	CSAH 42	19-642-42A	DAKOTA COUNTY	GLENDALE RD IN SAVAGE TO CSAH 5 IN BURNSVILLE, RECONSTRUCT(2004 APPROPRIATIONS ACT)	1.6	RC	GRADE AND SURFACE	FFM	250,000	250,000	0	0	0	0
1235	CSAH 42	19-642-43	DAKOTA COUNTY	AT TH 52 IN ROSEMOUNT, PRELIMINARY ENGINEERING FOR RECONSTRUCTION OF INTERCHANGE(2005 APPROPRIATIONS ACT)	0.0	PL	PLANNING	FFM	750,000	250,000	0	0	0	500,000
1236	CSAH 47	19-647-16	DAKOTA COUNTY	TH 52 IN HAMPTON, CONSTRUCT OVERPASS(2003 OMNIBUS APPROPRIATION)-TIED TO 1906-48	0.0	MC	GRADE,SURFACE & BRIDGE	FFM	493,500	493,500	0	0	0	0
1237	PED/BIKE	27-090-08	HENNEPIN COUNTY	NEAR 36TH AVE & CSAH 81 IN ROBBINSDALE, CONSTRUCT PEDESTRIAN/BIKE BRIDGE ("OTHER FHWA" IS TCSP FUNDS)	0.0	BT	PEDESTRIAN BIKE BRIDGE	FFM	937,500	750,000	0	0	0	187,500
1238	PED/BIKE	27-090-09	HENNEPIN COUNTY	NEAR 28TH ST & HIAWATHA (TH 55) IN MINNEAPOLIS, CONSTRUCT PEDESTRIAN/BIKE BRIDGE 27B15 (2003 OMNIBUS APPROPRIATION)	0.0	BT	PEDESTRIAN BIKE BRIDGE	FFM	2,881,150	2,881,150	0	0	0	0
1239	CSAH 1	27-601-35	HENNEPIN COUNTY	W OF W JCT CSAH 4 TO E OF E JCT CSAH 4 IN EDEN PRAIRIE, RECONSTRUCT, SIGNALS, ETC	0.4	RC	GRADE AND SURFACE	UG	3,616,000	2,892,800	0	0	0	723,200
1240	CSAH 3	27-603-33	HENNEPIN COUNTY	DUPONT AVE TO BLAISDELL AVE IN MINNEAPOLIS, LAKE STREET STREETScape IMPROVEMENT (AC PROJECT-PAYBACK IN 2007)	1.1	EN	LANDSCAPING	EN	786,520	0	837,270	0	0	786,520
1241	CSAH 3	27-603-34	HENNEPIN COUNTY	HIAWATHA AVE TO W RIVER PARKWAY IN MINNEAPOLIS, LAKE ST STREETScape IMPROVEMENT (AC PROJECT-PAYBACK IN 2007)	2.0	EN	LANDSCAPING	EN	786,520	0	837,270	0	0	786,520
1242	CSAH 5	27-605-22	HENNEPIN COUNTY	CSAH 5, MINNETONKA BLVD OVER HUTCHINSON SPUR TRAIL, REPLACE BR 27501	0.0	BR	BRIDGE REPLACEMENT	BR	226,000	180,800	0	0	0	45,200
1243	CSAH 19	27-619-17	HENNEPIN COUNTY	TH 55 TO CO RD 117, RECONSTRUCTION	6.0	RC	GRADE AND SURFACE	UG	6,622,404	5,297,923	0	0	0	1,324,481
1244	CSAH 61	27-661-37	HENNEPIN COUNTY	SHADY OAK RD OVER HCRRRA CORRIDOR, REPLACE BR 90596	0.0	BR	BRIDGE REPLACEMENT	BR	904,000	723,200	0	0	0	180,800

August 25, 2005

Project Listing Page III-93 of 130

ATP: M  
Fiscal Year: 2006

STIP for FY 2006-2008

Seq #	Route System	Project Number	Agency	Description	Miles	Program	Type of Work	Proposed Funds	Total	FHWA	AC	FTA	TH	Other
1245	CSAH 73	27-673-08	HENNEPIN COUNTY	HOPKINS CROSSROAD OVER BNSF RR, REPLACE BR 27518	0.0	BR	BRIDGE REPLACEMENT	BR	1,073,500	858,800	0	0	0	214,700
1246	CSAH 101	27-701-13	HENNEPIN COUNTY	S OF 14TH AVE TO 30TH AVE IN PLYMOUTH, RECONSTRUCT, SIGNALS, ETC	1.4	RC	GRADE AND SURFACE	UG	6,441,000	5,152,800	0	0	0	1,288,200
1247	CSAH 153	27-753-11	HENNEPIN COUNTY	LOWRY AVE CORRIDOR STREETScape, SIDEWALKS, BIKE LANES, PED LIGHTING, & LANDSCAPING(AFFORDABLE HOUSING PROJECT)	0.0	EN	ENHANCEMENT	EN	893,570	714,856	0	0	0	178,714
1248	BB	62-030-09	RAMSEY COUNTY	CENTRAL CORRIDOR TRANSIT IMPROVEMENTS & STUDIES	0.0	TR	BUS GRANT CAPITAL IMPROVEMENT	STP	5,625,000	4,500,000	0	0	0	1,125,000
1249	CR C	62-623-41	RAMSEY COUNTY	SNELLING AVE TO OXFORD ST IN ROSEVILLE, RECONSTRUCTION (MPO SUNSET DATE REMAINS 3/31/05)	1.1	RC	GRADE AND SURFACE	UG	2,659,600	2,127,680	0	0	0	531,920
1250	CITY	62-665-41	RAMSEY COUNTY	WHITE BEAR AVE AT MINNEHAHA AVE IN ST PAUL, CHANNELIZATION, TRAFFIC SIGNAL, ETC	0.2	SH	CHANNELIZATION	HES	847,500	762,750	0	0	0	84,750
1251	CITY	62-665-42	RAMSEY COUNTY	WHITE BEAR AVE AT MARYLAND AVE IN ST PAUL, CHANNELIZATION, TRAFFIC SIGNAL, ETC	0.2	SH	CHANNELIZATION	HES	654,000	588,600	0	0	0	65,400
1252	CSAH 8	82-608-07	WASHINGTON COUNTY	WASHINGTON CSAH 8 FROM TH 61 IN HUGO TO WASH/ANOKA CO LINE & ON ANOKA CSAH 14 FROM CO LINE TO I-35E IN LINO LAKES, RECONSTR TO 4-LANE RDWY, PARK/RIDE, ETC	1.7	MC	GRADE AND SURFACE	UG	5,311,800	4,249,440	0	0	0	1,062,360
1253	CSAH 13	82-613-22	WASHINGTON COUNTY	ON RADIO DR(CSAH 13) FROM S OF PIONEER DR/AFTON RD TO S OF BAILEY RD(CSAH 18)-RECONSTRUCT FROM 2-LANE RURAL RDWY TO 4-LANE DIVIDED RDWY WITH SEPARATED PED/BIKE PATH(AC PROJECT-PAYBACK IN 2008)	1.9	RC	GRADE AND SURFACE	UG	1,231,920	0	4,927,680	0	0	1,231,920
1254	CMAQ	90-595-05	MET COUNCIL - MT	AT TH 36 AND RICE ST IN ROSEVILLE & LITTLE CANADA- CONSTRUCT TRANSIT HUB AND PARK AND RIDE LOT	0.0	TR	BUS GRANT CAPITAL IMPROVEMENT	CMAQ	2,951,000	2,360,800	0	0	0	590,200
1255	PED/BIKE	91-090-31	MPLS PARK/REC BOARD	37TH AVE NE TO STINSON PKWY IN MPLS, ST ANTHONY PKWY BIKE TRAIL	2.5	EN	PEDESTRIAN BIKE TRAIL	EN	1,076,890	861,512	0	0	0	215,378
1256	PED/BIKE	91-090-33	ST PAUL PARK/REC	PHALEN CR TRL, SWEDE HOLLOW PK, INDIAN MOUNDS PK TO LOWERTOWN/GRR RD TRL IN ST PAUL, CONST LOWER PHALEN CR TRL (LIV COMM PROJ)	1.8	EN	PEDESTRIAN BIKE TRAIL	EN	1,895,488	1,315,710	0	0	0	579,778
1257	PED/BIKE	91-090-34	ST PAUL PARK/REC	COMO REGIONAL PARK PED/BIKE TRAIL, CONSTRUCT TRAIL & MISC IMPROVEMENTS	5.3	EN	PEDESTRIAN BIKE TRAIL	EN	872,000	697,600	0	0	0	174,400
1258	CMAQ	91-595-18	SOUTHWEST METRO TRANSIT COMMISSION	NEAR TH 101/TH 212, PASSENGER STATION,PARK/RIDE STALLS, ETC	0.0	TR	BUS GRANT CAPITAL IMPROVEMENT	CMAQ	1,864,500	1,491,600	0	0	0	372,900

ATP: M  
Fiscal Year: 2006

STIP for FY 2006-2008

Seq #	Route System	Project Number	Agency	Description	Miles	Program	Type of Work	Proposed Funds	Total	FHWA	AC	FTA	TH	Other
1259	PED/BIKE	92-090-22	MN DNR	OVER CSAH 12 IN GRANT TOWNSHIP, GATEWAY STATE TRAIL BRIDGE 62J12 & APPROACHES	0.2	EN	PEDESTRIAN BIKE BRIDGE	EN	389,850	311,880	0	0	0	77,970
1260	CITY	98-080-14	NEWPORT	4TH AVE FROM 17TH ST TO 2ND ST, RECONSTRUCTION & CONST ENG	1.2	RC	GRADE AND SURFACE	HPP	1,320,000	1,056,000	0	0	0	264,000
1261	TH 212	98-080-30	CARVER COUNTY	CO RD 134 IN NORWOOD YOUNG AMERICA, CONSTRUCTION & CE FOR INTERSECTION REVISION(2003 OMNIBUS-\$185K; 2004 APPROPRIATION-\$145K)	0.0	SC	SPOT IMPROVEMENT	FFM	330,750	330,750	0	0	0	0
1262	TH 10	103-010-15	ANOKA	TH 10 IN ANOKA, SCOPING STUDY(2005 APPROPRIATIONS ACT)	3.0	PL	PLANNING	FFM	650,000	500,000	0	0	0	150,000
1263	CITY	107-020-51	BLOOMINGTON	E BUSH LK RD FROM GR VALLEY DR TO 84TH & ON 84TH FROM E BUSH LK RD TO 8500 84TH, GEOMETRIC, TRAF CONTROL, TRAF MGMT, ETC IMPROVEMENTS	0.4	RC	GRADE AND SURFACE	UG	4,934,077	3,947,262	0	0	0	986,815
1264	MSAS 399	107-399-29	BLOOMINGTON	W 79TH ST FROM FREMONT AVE TO BLAISDELL AVE IN BLOOMINGTON, RECONSTRUCT, WIDEN, TURN LANES, TRAFFIC SIGNAL, ETC	0.8	RC	GRADE AND SURFACE	UG	4,773,546	3,818,837	0	0	0	954,709
1265	PED/BIKE	127-090-04	FRIDLEY	TH 47 TO BNSF RR IN FRIDLEY, 85TH AVE TRAIL	0.8	EN	PEDESTRIAN BIKE TRAIL	EN	1,130,000	904,000	0	0	0	226,000
1266	CITY	141-080-23	MINNEAPOLIS	ST ANTHONY PARKWAY OVER BN RR, REHAB BR 90664	0.0	BI	BRIDGE REPAIR	BH	5,090,300	2,925,560	0	0	0	2,164,740
1267	PED/BIKE	141-080-27	MINNEAPOLIS	GREAT LAKE CENTER NEAR LAKE ST AND CHICAGO AVE IN MINNEAPOLIS, BICYCLE STATION	0.0	EN	PED./BIKE IMPROVEMENT	EN	358,830	287,064	0	0	0	71,766
1268	CITY	141-080-30	MINNEAPOLIS	HERITAGE PARK VAN WHITE MEMORIAL BLVD, LIGHTING, SIGNALS, PED/BIKE FACILITIES, ETC (AFFORDABLE HOUSING PROJECT)	0.0	RC	GRADE,SURFACE & BRIDGE	UG	1,609,375	1,287,500	0	0	0	321,875
1269	CITY	141-080-33	MINNEAPOLIS	DUNWOODY TO GLENWOOD, HERITAGE PARK VAN WHITE MEMORIAL BLVD, GRADING, SURFACING, BRS 27B01, 27B02, 27B31, ETC	0.0	RC	GRADE,SURFACE & BRIDGE	FFM	10,670,000	4,250,000	0	0	0	6,420,000
1270	PED/BIKE	141-090-13	MINNEAPOLIS	HIAWATHA TO W RIVER RD, MIDTOWN GREENWAY TRAIL IN MPLS (PHASE III)(MPO SUNSET DATE REMAINS 9/30/04)	1.4	BT	PEDESTRIAN BIKE TRAIL	UG	1,372,566	1,098,053	0	0	0	274,513
1271	PED/BIKE	141-090-15	MINNEAPOLIS	NEAR NORTHSIDE REDEVELOPMENT PROJECT IN MPLS, PEDESTRIAN/BICYCLE TRAILS	2.4	EN	PEDESTRIAN BIKE TRAIL	EN	1,151,878	837,270	0	0	0	314,608
1272	PED/BIKE	141-090-18	MINNEAPOLIS	19TH AVE IN MINNEAPOLIS TO CO RD C IN ROSEVILLE, NORTHEAST MINNEAPOLIS BIKE TRAIL	4.2	BT	PEDESTRIAN BIKE TRAIL	UG	2,521,379	2,017,103	0	0	0	504,276
1273	PED/BIKE	141-090-19	MINNEAPOLIS	11TH AVE S TO HENNEPIN AVE S IN MINNEAPOLIS, BIKE TRAIL CONNECTION	1.0	BT	PEDESTRIAN BIKE TRAIL	UG	905,958	724,766	0	0	0	181,192

ATP: M  
Fiscal Year: 2006

STIP for FY 2006-2008

Seq #	Route System	Project Number	Agency	Description	Miles	Program	Type of Work	Proposed Funds	Total	FHWA	AC	FTA	TH	Other
1274	PED/BIKE	141-090-21	MINNEAPOLIS	ALONG THE DINKYTOWN RAIL CORRIDOR FROM OAK ST TO MISS RIVER, U OF M TRANSITWAY TRAIL	1.0	BT	PEDESTRIAN BIKE TRAIL	UG	872,000	697,600	0	0	0	174,400
1275	PED/BIKE	141-090-22	MINNEAPOLIS	ROYALSTON AVE TO W RIVER PKWY IN MPLS, CEDAR LAKE TRAIL(PHASE 3)	1.0	BT	PEDESTRIAN BIKE TRAIL	UG	2,943,000	2,354,400	0	0	0	588,600
1276	EN	141-090-23	MINNEAPOLIS	HIAWATHA AVE TO MISS RIVER IN MPLS, MIDTOWN GREENWAY SAFETY ELEMENTS FOR PHASE 3 (LIVABLE COMMUNITIES PROJECT)(SUNSET DATE REMAINS 9/30/04)	1.5	EN	ENHANCEMENT	EN	354,520	283,616	0	0	0	70,904
1277	CMAQ	141-595-01	MINNEAPOLIS	DOWNTOWN CIRCULATOR TRANSIT TERMINAL, HVAC, ELEVATOR, WAITING AREAS (AFFORDABLE HOUSING PROJECT)	0.0	TR	BUS GRANT CAPITAL IMPROVEMENT	CMAQ	1,003,594	802,875	0	0	0	200,719
1278	TH 36	151-010-02	NO ST PAUL	AT MCKNIGHT RD IN NO ST PAUL, CONSTRUCT INTERCHANGE(2005 APPROPRIATIONS ACT)	0.0	MC	GRADE,SURFACE & BRIDGE	FFM	937,500	750,000	0	0	0	187,500
1279	PED/BIKE	151-090-01	NORTH ST PAUL	OVER TH 36 BETWEEN 3RD ST AND MARGARET, PEDESTRIAN BRIDGE 62096	0.0	EN	PEDESTRIAN BIKE BRIDGE	EN	1,163,575	930,860	0	0	0	232,715
1280	TH 36	151-248-13	NORTH ST PAUL	3RD ST TO CHARLES ST IN N ST PAUL, GRADING, SURFACING, MARGARET ST BR 62097 OVER TH 36, BR 62J12, FRONTAGE RDS, ETC	0.9	RC	GRADE,SURFACE & BRIDGE	UG	9,478,550	6,578,550	0	0	0	2,900,000
1281	CSAH 35	157-020-19	RICHFIELD	PORTLAND AVE FROM 64TH TO 68TH ST & 66TH ST FROM CLINTON TO COLUMBUS IN RICHFIELD, RECONSTRUCT & CHANNELIZE, ETC (LIVABLE COMMUNITIES PROJECT)	0.9	RC	GRADE AND SURFACE	UG	2,511,810	2,009,448	0	0	0	502,362
1282	EN	160-020-17	ROSEVILLE	LONG LAKE RD TO LEXINGTON AVE IN ROSEVILLE, STREETScape CONSTRUCTION	2.5	EN	ENHANCEMENT	EN	2,156,153	1,130,000	0	0	0	1,026,153
1283	PED/BIKE	164-030-05	ST PAUL	SIGNING & STRIPING, REMOVAL OF PARKING ON VARIOUS STREETS IN ST PAUL TO EXTEND THE COMO AVE BIKEWAY	8.0	BT	PED./BIKE IMPROVEMENT	UG	1,000,189	800,151	0	0	0	200,038
1284	EN	164-595-01	ST PAUL	UPPER LANDING PARK, MISSISSIPPI RIVERBANK IMPROVEMENTS	0.2	EN	ENHANCEMENT	EN	1,765,060	1,130,000	0	0	0	635,060
1285	EN	164-595-02	ST PAUL	HARVEST STATES/HIGH BRIDGE BARGE FLEETING AREA, MISSISSIPPI RIVERBANK IMPROVEMENTS	0.3	EN	ENHANCEMENT	EN	1,765,000	1,130,000	0	0	0	635,000
1286	EN	164-595-03	ST PAUL	HARVEST STATES HEAD HOUSE & SACK HOUSE, ADAPTIVE REUSE OF GTA	0.0	EN	ENHANCEMENT	EN	1,702,580	1,090,000	0	0	0	612,580
1287	EN	164-595-04	ST PAUL PARK/REC	COMMERCIAL NAVIGATION INTERPRETIVE MISSISSIPPI RIVER OVERLOOK	0.0	EN	ENHANCEMENT	EN	635,060	406,800	0	0	0	228,260
1288	EN	164-595-05	ST PAUL PARK/REC	CHESTNUT PLAZA MISSISSIPPI RIVER CONNECTION	0.0	EN	ENHANCEMENT	EN	1,702,580	1,090,000	0	0	0	612,580

ATP: M  
Fiscal Year: 2006

STIP for FY 2006-2008

Seq #	Route System	Project Number	Agency	Description	Miles	Program	Type of Work	Proposed Funds	Total	FHWA	AC	FTA	TH	Other
1289	CSAH 17	166-020-11	SHAKOPEE	AT 10TH AVE IN SHAKOPEE, CHANNELIZATION, TRAFFIC SIGNAL, ETC	0.1	SH	CHANNELIZATION	HES	565,000	508,500	0	0	0	56,500
1290	CSAH 17	166-020-12	SHAKOPEE	4TH AVE IN SHAKOPEE, CHANNELIZATION, TRAFFIC SIGNAL, ETC(POSSIBLE WITHDRAW)	0.1	SH	CHANNELIZATION	HES	528,250	475,425	0	0	0	52,825
1291	CITY	195-010-08	EAGAN	RING ROAD SYSTEM FOR I-35E , PILOT KNOB RD, & YANKEE DOODLE RD IN EAGAN, PRELIMINARY ENGINEERING(2005 APPROPRIATIONS ACT)	0.0	PL	PLANNING	FFM	1,250,000	1,000,000	0	0	0	250,000
1292	CITY	195-114-04	EAGAN	DUCKWOOD DRIVE AT PILOT KNOB RD, CHANNELIZATION, TRAFFIC SIGNAL, ETC	0.1	SH	CHANNELIZATION	HES	502,285	452,057	0	0	0	50,228
1293	CSAH 14	210-020-03	LINO LAKES	AT I-35E IN LINO LAKES, PRELIMINARY ENGINEERING FOR RECONSTRUCTION OF INTERCHANGE(2005 APPROPRIATIONS ACT)	0.0	PL	PLANNING	FFM	350,000	250,000	0	0	0	100,000
1294	TH 13	211-010-05	SAVAGE	DAKOTA AVE TO PRINCETON AVE IN SAVAGE- RECONSTRUCT S FRONTAGE RD, PHASE I(2005 APPROPRIATIONS ACT)	0.9	RC	GRADE AND SURFACE	FFM	3,000,000	1,000,000	0	0	0	2,000,000
1295	TH 5	2701-43	MN/DOT	DELL RD IN EDEN PRAIRIE, TRAFFIC SIGNAL REVISION	0.0	SH	TRAFFIC SIGNAL REVISION	HES	200,000	180,000	0	0	20,000	0
1296	TH 5	8214-143	MN/DOT	AT GRANADA AVE IN OAKDALE, TRAFFIC SIGNAL INSTALLATION	0.0	AM	TRAFFIC SIGNAL INST.	SF	100,000	0	0	0	100,000	0
1297	TH 7	2706-211	MN/DOT	HIGHLAND RD TO WILLISTON RD IN MINNETONKA, CONSTRUCT FRONTAGE RD, REVISE TRAFFIC SIGNAL	0.3	AM	GRADE AND SURFACE	SF	675,000	0	0	0	675,000	0
1298	TH 10	0202-80	MN/DOT	ANOKA-SHERBURNE CO LINE TO FAIROAK AVE, MILL & BIT OVERLAY, TURN LANES, REHAB SHLDS, ETC	6.1	RS	MILL AND OVERLAY NHS		3,425,000	2,740,000	0	0	685,000	0
1299	TH 10	0202-81	MN/DOT	RAMSEY BLVD IN RAMSEY, REBUILD TRAFFIC SIGNAL	0.0	SC	TRAFFIC SIGNAL REVISION	SF LF	162,000	0	0	0	128,000	34,000
1300	TH 10	0202-85	MN/DOT	SUNFISH LAKE BLVD IN RAMSEY, REBUILD TRAFFIC SIGNAL	0.0	SC	TRAFFIC SIGNAL REVISION	SF LF	210,000	0	0	0	200,000	10,000
1301	TH 10	0202-86	MN/DOT	FAIROAK AVE IN ANOKA, REBUILD TRAFFIC SIGNAL	0.0	SC	TRAFFIC SIGNAL REVISION	SF LF	210,000	0	0	0	200,000	10,000
1302	TH 10	8202-27	MN/DOT	TH 61 IN DENMARK TWP TO ST CROIX RIVER NEAR PRESCOTT, WI-MICROSURFACING	3.2	PM	MICRO-SURFACING	SF	329,077	0	0	0	329,077	0
1303	TH 10	8216-03	MN/DOT	OVER ST CROIX RIVER NEAR PRESCOTT, REPAIR BR 82010	0.2	BI	BRIDGE REPAIR OTHER	SF	900,000	0	0	0	900,000	0
1304	TH 12	2713-27009	MN/DOT	OVER CSAH 15 & RAMP IN WAYZATA, PAINT BR 27009	0.1	BI	PAINT BRIDGE	NHS	800,000	640,000	0	0	160,000	0

August 25, 2005

Project Listing Page III-97 of 130

ATP: M  
Fiscal Year: 2006

STIP for FY 2006-2008

Seq #	Route System	Project Number	Agency	Description	Miles	Program	Type of Work	Proposed Funds	Total	FHWA	AC	FTA	TH	Other
1305	TH 12	2713-75AC2	MN/DOT	CO RD 6 TO WAYZATA BLVD, RELOCATE RR TRACK, RECONSTRUCT TH 12, INTERCHANGES, ETC, STAGE 1(AC PAYBACK)	5.2	MC	GRADE,SURFACE & BRIDGE	NHS	8,000,000	8,000,000	0	0	0	0
1306	TH 12	2713-77	MN/DOT	HENNEPIN CSAH 29(TOWNLINE RD) IN MAPLE PLAIN, CHANNELIZE, SIGNAL, ETC (\$0.75M OF ACCESS MGMT \$\$)	0.2	SC	SPOT IMPROVEMENT	SF	1,500,000	0	0	0	1,500,000	0
1307	TH 12	2713-83	MN/DOT	CO RD 6 TO WAYZATA BLVD, CONSTRUCT INTERCHANGES, ETC (AC PROJECT, PAYBACK IN 2007 & 2008)	5.0	MC	GRADE,SURFACE & BRIDGE	NHS	13,075,000	7,580,000	14,400,000	0	5,495,000	0
1308	TH 12	2713-83R	MN/DOT	CO RD 6 TO WAYZATA BLVD, RR AGREEMENT, ETC	5.0	MC	RAILROAD AGREEMENT	NHS	600,000	480,000	0	0	120,000	0
1309	TH 12	2713-90	MN/DOT	0.2 MI E OF HENN/WRIGHT CO LINE TO HENNEPIN CSAH 90, MILL & OVERLAY (ELLA)	4.3	RS	MILL AND INLAY	SF	1,138,201	0	0	0	1,138,201	0
1310	TH 13	7001-96	MN/DOT	BETWEEN DAKOTA AVE AND QUENTIN AVE IN SAVAGE, CONNECT FRONTAGE RD ON SOUTH SIDE OF TH 13(ACCESS MANAGEMENT PROJECT)	7.0	RD	GRADE AND SURFACE	SF LF	2,450,000	0	0	0	1,300,000	1,150,000
1311	TH 19	4003-18	MN/DOT	AT CSAH 37 IN NEW PRAGUE, CHANNELIZATION & TRAFFIC SIGNAL INSTALLATION AND AT 1ST AVE(CSAH 60) IN NEW PRAGUE-REBUILD TRAFFIC SIGNAL(DIST C IS ATP 7)	0.1	SC	SPOT IMPROVEMENT	SF LF	1,550,000	0	0	0	1,350,000	200,000
1312	TH 20	1903-06	MN/DOT	N OF TH 19 TO TH 50, MILL & BIT OVERLAY(METRO ATP PORTION IS \$950,000-REMAINDER OF PROJECT FUNDED BY DIST C UNDER SP 1903-06C; \$575,000 (ELLA)	6.9	PM	MILL AND OVERLAY	SF	1,515,994	0	0	0	1,515,994	0
1313	TH 25	1006-25	MAYER	7TH ST NE TO 5TH ST NE IN MAYER, SIDEWALK REPLACE & BIKE TRAIL CONSTRUCTION	0.5	AM	MISCELLANEOUS	SF	650,000	0	0	0	650,000	0
1314	I 35	1980-74	MN/DOT	OVER 205TH, UNDER 195TH, & OVER DAKOTA CSAH 50 IN LAKEVILLE, PAINT BRS 19843, 19844, 19841, 19807 & 19808	0.0	BI	PAINT BRIDGE	IM	690,000	621,000	0	0	69,000	0
1315	I 35E	6280-304	MN/DOT	I-35E FROM TH 36 TO CR E & I-694 FROM RICE ST TO TH 61, GRADING, SURFACING, BRS (BAP PROJECT, PAYBACK IN 2007, 2008, 2009)	3.8	MC	GRADE,SURFACE & BRIDGE	IM	26,178,000	0	86,500,000	0	0	26,178,000
1316	I 35E	6280-304R	MN/DOT	I-35E FROM TH 36 TO CR E & I-694 FROM RICE ST TO TH 61, RAILROAD AGREEMENT	3.8	MC	RAILROAD AGREEMENT	SF	307,560	0	0	0	307,560	0
1317	I 35E	6280-319	MN/DOT	TH 13 IN LILYDALE TO SHEPARD RD IN ST PAUL, LANDSCAPING	0.8	RB	LANDSCAPING	NHS	300,000	240,000	0	0	60,000	0
1318	I 35E	6280-321	MN/DOT	GRAND AVE TO UNIVERSITY AVE IN ST PAUL, REPLACE SIGNING	2.0	SC	SIGNING	IM	184,585	166,126	0	0	18,459	0
1319	I 35E	6280-332	MN/DOT	ON I-35E FROM I-94 TO PENNSYLVANIA & ON I-94 FROM ST PETER TO I-35E, SIGN REPLACEMENT & PAVEMENT MARKINGS	1.2	SC	SIGNING	SF	675,000	0	0	0	675,000	0

August 25, 2005

Project Listing Page III-98 of 130

ATP: M  
Fiscal Year: 2006

STIP for FY 2006-2008

Seq #	Route System	Project Number	Agency	Description	Miles	Program	Type of Work	Proposed Funds	Total	FHWA	AC	FTA	TH	Other
1320	I 35W	0280-55	MN/DOT	AT CSAH 23(LAKE DRIVE) IN LINO LAKES, RAMP REALIGNMENT, TRAFFIC SIGNAL & INTERCHANGE MODIFICATIONS	0.4	AM	GRADE AND SURFACE	SF	400,000	0	0	0	400,000	0
1321	I 35W	1981-100	MN/DOT	TH 13 INTERCHANGE IN BURNSVILLE, REPLACE LIGHTING SYSTEM	0.0	SC	LIGHTING	SF	703,436	0	0	0	703,436	0
1322	I 35W	1981-101	MN/DOT	AT THE CLIFF ROAD INTERCHANGE IN BURNSVILLE, INTERSECTION RECONFIGURATION	0.2	AM	GRADE AND SURFACE	SF	296,500	0	0	0	296,500	0
1323	I 35W	2782-277A	MN/DOT	79TH/80TH ST OVER I-35W, CONSTRUCT BRIDGE 27R05(DEBT MGMT PAYBACK FOR 2004/2005 CONSTRUCTION)	0.0	MC	NEW BRIDGE	SF	957,500	0	0	0	957,500	0
1324	I 35W	2782-281R	MN/DOT	66TH ST IN RICHFIELD TO MINNEHAHA CREEK IN MPLS, RAILROAD AGREEMENT ASSOCIATED WITH 2782-281	2.7	MC	RAILROAD AGREEMENT	IM	650,000	585,000	0	0	65,000	0
1325	I 35W	2783-9340D	MN/DOT	MISSISSIPPI RIVER TO JOHNSON ST IN MPLS, REPAIR BR 9340, 27887, 27888; PAINT BRS 27989,27994,27999, 27885, 27886, 27985, 27990, 27988	2.1	BI	BRIDGE REPAIR	IM	3,690,000	3,321,000	0	0	369,000	0
1326	I 35W	6284-133	RAMSEY COUNTY	CLEVELAND & CO RD B IN ROSEVILLE, TURN LANES ON SB RAMP FROM 35W & WIDEN NB ON RAMP TO 35W	0.1	AM	GRADE AND SURFACE	SF	112,000	0	0	0	112,000	0
1327	TH 36	6211-83	MN/DOT	TO 12TH AVE IN NORTH ST PAUL, CONSTRUCT SLIP RAMP	0.5	AM	GRADE AND SURFACE	SF	420,000	0	0	0	420,000	0
1328	TH 36	6212-154	MET COUNCIL - MT	RICE ST IN ROSEVILLE, PARK & RIDE LOT (BAP TRANSIT ADVANTAGE PROJECT)	0.0	TR	GRADE AND SURFACE	BF	875,000	0	0	0	0	875,000
1329	TH 47	0205-81	MN/DOT	OSBORNE RD IN FRIDLEY, REBUILD TRAFFIC SIGNAL, TURN LANES, ETC	0.0	SH	TRAFFIC SIGNAL REVISION	HES	720,000	648,000	0	0	72,000	0
1330	TH 47	0205-84	MN/DOT	OVER CSAH 10 IN COON RAPIDS, REPLACE DECK OVERLAY ON BRS 9725 & 9726	0.0	BI	BRIDGE REPAIR	SF	380,000	0	0	0	380,000	0
1331	TH 47	0206-55	MN/DOT	TH 10 TO COOLIDGE & 180TH TO CSAH 24-BIT MILL & OVERLAY; REPLACE TRAFFIC SIGNAL AT PLEASANT AVE (CSAH 30) IN ANOKA & TURN LANE @ MCKINLEY,AT TH 47/169@TH 10 RAMPS IN ANOKA-REBUILD TRAFFIC SIGNAL & INTERCONNECT	8.0	RS	MILL AND OVERLAY	SF	1,894,693	0	0	0	1,894,693	0
1332	TH 51	6215-88	MN/DOT	AT ST ANTHONY AVE & CONCORDIA AVE IN ST PAUL, TRAFFIC SIGNAL MODIFICATIONS	0.1	AM	TRAFFIC SIGNAL REVISION	SF	315,000	0	0	0	315,000	0
1333	TH 52	1906-48	MN/DOT	AT CSAH 47 IN HAMPTON, GRADE SEPARATION, FRONTAGE RD CONSTRUCTION, ETC-TIED TO 19-647-16	0.5	MC	GRADE,SURFACE & BRIDGE	NHS LF	3,500,000	2,480,000	0	0	620,000	400,000
1334	TH 55	2722-64	MN/DOT	CSAH 19 IN MEDINA, REBUILD TRAFFIC SIGNAL	0.0	SC	TRAFFIC SIGNAL REVISION	SF LF	260,000	0	0	0	130,000	130,000

August 25, 2005

Project Listing Page III-99 of 130

ATP: M  
Fiscal Year: 2006

STIP for FY 2006-2008

Seq #	Route System	Project Number	Agency	Description	Miles	Program	Type of Work	Proposed Funds	Total	FHWA	AC	FTA	TH	Other
1335	TH 55	2723-111	MET COUNCIL - MT	HENNEPIN CSAH 73 IN PLYMOUTH, PARK & RIDE LOT (BAP TRANSIT ADVANTAGE PROJECT)	0.0	TR	GRADE AND SURFACE	BF	2,500,000	0	0	0	0	2,500,000
1336	TH 55	2723-113	MN/DOT	FROM I-494 IN PLYMOUTH TO TH 100 IN GOLDEN VALLEY, ULTRA THIN BONDED WEARING COURSE (ELLA)	5.8	PM	THIN OVERLAY (2" SF OR LESS)	SF	1,114,779	0	0	0	1,114,779	0
1337	TH 55	2725-58	MN/DOT	54TH ST IN MINNEAPOLIS TO TH 62, LANDSCAPING	0.8	MC	LANDSCAPING	SF	273,719	0	0	0	273,719	0
1338	TH 61	6220-66	MN/DOT	LOWER AFTON RD IN ST PAUL, EXPAND PARK & RIDE LOT (BAP TRANSIT ADVANTAGE PROJECT)	0.0	TR	GRADE AND SURFACE	BF	270,316	0	0	0	40,316	230,000
1339	TH 61	6222-149	GEM LAKE	CSAH 15 (CO RD E), RECONSTRUCT TURN LANES, CLOSE ACCESSSES, CONSTRUCT NEW ENTRANCE, ETC	0.1	AM	SPOT IMPROVEMENT	SF	467,600	0	0	0	467,600	0
1340	TH 61	6222-150	MAPLEWOOD	CO RD D IN MAPLEWOOD, INTERSECTION REALIGNMENT & TRAFFIC SIGNAL INSTALLATION	0.3	AM	SPOT IMPROVEMENT	SF	1,043,000	0	0	0	1,043,000	0
1341	TH 61	6222-152	MN/DOT	AT TH 36 IN MAPLEWOOD, REPLACE LIGHTING SYSTEM	0.1	SC	LIGHTING	STP	500,000	400,000	0	0	100,000	0
1342	TH 61	6222-153	MN/DOT	CSAH 65 TO TH 96 IN WHITE BEAR LAKE, CORRIDOR ACCESS IMPROVEMENT, SIGNAL INSTALLATION	1.6	AM	GRADE AND SURFACE	SF	324,000	0	0	0	324,000	0
1343	TH 61	8205-100AC2	MN/DOT	VICINITY OF ST PAUL PARK, RECONSTRUCT, INTERCHANGE, FR RDS,BRS 82025,82026,82027,ETC(AC PAYBACK)	0.5	MC	GRADE,SURFACE & BRIDGE	NHS	6,000,000	6,000,000	0	0	0	0
1344	TH 61	8205-112	MN/DOT	80TH ST TO JAMAICA AVE IN COTTAGE GROVE, STORMWATER IMPROVEMENTS TO HAMLET PARK POND(PHASE 1)	1.9	AM	STORM SEWER	SF	121,000	0	0	0	121,000	0
1345	TH 61	8205-113	MN/DOT	80TH ST TO JAMAICA AVE IN COTTAGE GROVE, STORMWATER IMPROVEMENTS TO HAMLET PARK POND(PHASE 2)	1.9	AM	STORM SEWER	SF	246,000	0	0	0	246,000	0
1346	TH 62	2763-41	MN/DOT	SHADY OAK RD IN MINNETONKA TO TH 100 IN EDINA, MILL & OVERLAY; TH 169 TO TH 100, REHAB SHLDS FOR BUSES (BAP TRANSIT ADVANTAGE PROJECT)(ELLA)	3.6	RS	MILL AND OVERLAY	SF	1,982,482	0	0	0	1,982,482	0
1347	TH 62	2763-41C	MN/DOT	SHADY OAK RD IN MINNETONKA TO TH 100 IN EDINA, MILL & OVERLAY; TH 169 TO TH 100, REHAB SHLDS FOR BUSES (BAP TRANSIT ADVANTAGE PROJECT PORTION OF 2763-41)	3.6	RS	MILL AND OVERLAY	BF	535,110	0	0	0	0	535,110
1348	TH 65	0207-84	MN/DOT	NEAR 49TH AVE IN COLUMBIA HEIGHTS, REHAB STORM SEWER SYSTEM	0.1	AM	STORM SEWER REPAIR	SF	107,260	0	0	0	107,260	0
1349	TH 65	0208-116	MN/DOT	0.2 MI S OF 153RD AVE IN HAM LAKE TO 217TH AVE NE IN EAST BETHEL, MILL & BIT OVERLAY	8.2	RS	MILL AND OVERLAY	STP	4,475,000	3,580,000	0	0	895,000	0

ATP: M  
Fiscal Year: 2006

STIP for FY 2006-2008

Seq #	Route System	Project Number	Agency	Description	Miles	Program	Type of Work	Proposed Funds	Total	FHWA	AC	FTA	TH	Other
1350	TH 65	0208-121	MN/DOT	109TH AVE TO PAUL PKWY NE IN BLAINE, CONSTRUCT FRONTAGE RD (ACCESS MANAGEMENT PROJECT)	1.6	RD	GRADE AND SURFACE	SF LF	5,800,000	0	0	0	1,500,000	4,300,000
1351	TH 65	0208-124	MN/DOT	MISSISSIPPI ST TO BUNKER LAKE BLVD IN FRIDLEY, SPRING LK PARK, BLAINE AND HAM LAKE-SIGNING REPLACEMENT	9.3	SC	SIGNING	NHS	151,997	121,598	0	0	30,399	0
1352	I 94	2780-67	MN/DOT	FROM 1.0 MI E OF TH 101 IN ROGERS TO 3.0 MI E OF TH 101, ULTRA THIN BONDED OVERLAY (ELLA)	2.0	PM	THIN OVERLAY (2" OR LESS)	SF	498,296	0	0	0	498,296	0
1353	I 94	2781-406	MN/DOT	TH 252 IN BROOKLYN CENTER TO BROADWAY AVE IN MPLS, REHABILITATE SB FOR "BUS ON SHLDS" (BAP TRANSIT ADVANTAGE PROJECT)	4.6	RD	SHOULDER REPLACEMENT	BF	450,000	0	0	0	0	450,000
1354	I 94	8282-100	MN/DOT	NEAR THE I494/I694 RAMPS IN WOODBURY, NOISE WALL(PART OF 6283-170)(SAPP PROJECT)	0.1	MC	NOISE ABATEMENT	SF	300,000	0	0	0	300,000	0
1355	TH 100	2733-84	MET COUNCIL - MT	HANSEN RD/VERNON AVE IN EDINA, PARK & RIDE LOT (BAP TRANSIT ADVANTAGE PROJECT)	0.0	TR	GRADE AND SURFACE	BF	300,000	0	0	0	0	300,000
1356	TH 100	2755-82	MN/DOT	BROOKLYN BLVD IN BROOKLYN CENTER, REBUILD TRAFFIC SIGNAL	0.0	SC	TRAFFIC SIGNAL REVISION	SF	105,870	0	0	0	105,870	0
1357	TH 101	1009-17	MN/DOT	LYMAN AVE TO TH 5 IN CHANHASSEN, CREEK REALIGNMENT	1.3	RC	MISCELLANEOUS	SF	200,000	0	0	0	200,000	0
1358	TH 101	2738-20	MN/DOT	OVER CROW RIVER & I-94 OVER CROW RIVER, REPAIR DECK ON BRS 27020, 27942, & 27943 (ELLA)	0.0	BI	BRIDGE REPAIR	SF	911,335	0	0	0	911,335	0
1359	TH 169	2750-57RW	MN/DOT	S OF CSAH 81 TO N OF CSAH 109 IN BROOKLYN PARK, RIGHT OF WAY NECESSARY TO CONSTRUCT INTERCHANGE, BRIDGES, PARK/RIDE, ETC	1.3	RW	RIGHT OF WAY	SF	3,000,000	0	0	0	3,000,000	0
1360	TH 169	2750-63	MET COUNCIL - MT	HENNEPIN CSAH 81 & BROOKLYN BLVD IN BROOKLYN PARK, PARK & RIDE LOT (BAP TRANSIT ADVANTAGE PROJECT)	0.0	TR	GRADE AND SURFACE	BF	5,500,000	0	0	0	0	5,500,000
1361	TH 169	2750-65	MN/DOT	AT TH 55 IN GOLDEN VALLEY, REPLACE LIGHTING SYSTEM	0.1	SC	LIGHTING	SF	125,000	0	0	0	125,000	0
1362	TH 169	2772-43	MN/DOT	OVER TH 55, UP RR, & 13TH AVE N IN PLYMOUTH, REPLACE DECK OVERLAY ON BRS 27014, 27539, & 27540	0.8	BI	BRIDGE REPAIR	NHS	1,060,000	848,000	0	0	212,000	0
1363	TH 169	2776-02AC2	MN/DOT	ANDERSON LAKES PKWY & PIONEER TRAIL, CONSTRUCT INTERCHANGES, MILL & OVERLAY MAINLINE, ETC (BAP PAYBACK)	1.0	MC	GRADE,SURFACE & BRIDGE	NHS	4,032,000	4,032,000	0	0	0	0
1364	TH 169	2776-03RW	MN/DOT	AT I-494 IN BLOOMINGTON, PRELIMINARY ENGINEERING, RW FOR RECONSTRUCTION OF INTERCHANGE(2005 APPROPRIATIONS ACT)	0.2	RW	RIGHT OF WAY	FFM	1,875,000	1,500,000	0	0	375,000	0

ATP: M  
Fiscal Year: 2006

STIP for FY 2006-2008

Seq #	Route System	Project Number	Agency	Description	Miles	Program	Type of Work	Proposed Funds	Total	FHWA	AC	FTA	TH	Other
1365	TH 169	7008-45	MN/DOT	AT CR 64/TH 25 IN BELLE PLAINE, GRADING, SURFACING & BRS 70043, 70044-NEW INTERCHANGE, ETC(AC PROJECT, PAYBACK IN 2010 & 2011)	2.0	MC	GRADE,SURFACE & BRIDGE	NHS LF	4,865,000	0	16,000,000	0	0	4,865,000
1366	TH 169	7008-48	MN/DOT	BETWEEN SOUTH ST AND LAREDO ST IN BELLE PLAINE, CONSTRUCT FRONTAGE RD(ACCESS MANAGEMENT PROJECT)	0.5	MC	GRADE AND SURFACE	SF	1,000,000	0	0	0	1,000,000	0
1367	TH 212	1013-77	MN/DOT	NORWOOD-YOUNG AMERICA TO COLOGNE, PRELIMINARY ENGINEERING(2004 APPROPRIATIONS ACT)	7.0	PL	PLANNING	FFM	1,305,000	1,305,000	0	0	0	0
1368	TH 280	8825-193	MN/DOT	DOSWELL AVE IN ST PAUL TO I-35W IN ROSEVILLE- BITUMINOUS MILL & OVERLAY, GUARDRAIL, DRAINAGE, ETC	2.6	RD	GRADE AND SURFACE	SF	1,150,000	0	0	0	1,150,000	0
1369	I 394	2789-122	MET COUNCIL - MT	CSAH 73/RIDGEDALE LANE IN MINNETONKA, PARK & RIDE LOT (BAP TRANSIT ADVANTAGE PROJECT)	0.0	TR	GRADE AND SURFACE	BF	6,000,000	0	0	0	0	6,000,000
1370	I 394	2789-124	MN/DOT	FROM PLYMOUTH RD TO PENN AVE IN MINNETONKA, ST LOUIS PARK, GOLDEN VALLEY, MPLS-SIGNING REPLACEMENT	0.7	SC	SIGNING	IM	575,000	517,500	0	0	57,500	0
1371	I 494	2785-304AC2	MN/DOT	TH 5 IN EDEN PRAIRIE TO 0.1 MI S OF TH 55 IN PLYMOUTH, GRAD, SURF, BRS, ETC-RECONSTRUCTION OF RDWY & ADD 3RD LN EA DIRECTION(BAP PAYBACK)	9.0	MC	GRADE,SURFACE & BRIDGE	IM	50,000,000	50,000,000	0	0	0	0
1372	I 494	2785-328	MN/DOT	PENN AVE IN RICHFIELD, RECONSTRUCT INTERCHANGE, ETC(DEBT MGMT PAYBACK)	0.0	MC	GRADE,SURFACE & BRIDGE	SF	4,700,000	0	0	0	4,700,000	0
1373	I 494	2785-333	MN/DOT	NEAR E JCT TH 5, STORM WATER POND AGREEMENT WITH MAC(DEBT MANAGEMENT)	0.0	MC	MISCELLANEOUS	SF	2,300,000	0	0	0	2,300,000	0
1374	I 494	2785-344	MET COUNCIL - MT	84TH/CHALET RD IN BLOOMINGTON, PARK & RIDE LOT (BAP TRANSIT ADVANTAGE PROJECT)	0.0	TR	GRADE AND SURFACE	BF	1,200,000	0	0	0	0	1,200,000
1375	I 494	8285-80AC3	MN/DOT	TH 61 FROM ST PAUL PARK TO CARVER AVE & ON I-494 FROM LAKE RD TO CONCORD ST, GRADING,SURFACING,BRS, ETC -WAKOTA BRIDGE PROJECT(AC PAYBACK)	4.0	MC	GRADE,SURFACE & BRIDGE	IM	20,000,000	20,000,000	0	0	0	0
1376	I 494	8285-88	MN/DOT	AT VALLEY CREEK RD(FORMERLY TH 120) IN WOODBURY, RECONSTRUCT INTERCHANGE & BRS 9883 & 82017(MNDOT SHARE)	0.0	BI	BRIDGE REPAIR	IM	10,500,000	0	0	0	3,000,000	7,500,000
1377	I 494	8825-195A	MN/DOT	FROM I-35E TO I-94 IN EAGAN, MENDOTA HTS, INVER GROVE HTS, W ST PAUL, S ST PAUL, & WOODBURY, PURCHASE EQUIPMENT FOR TRAFFIC MANAGEMENT SYSTEM	13.0	TM	TRAFFIC MGMT. SYSTEM	SF	1,000,000	0	0	0	1,000,000	0
1378	TH 999	8825-101	MN/DOT	METROWIDE REPLACE CROSS STREET & RAMP SIGNING AT NUMEROUS LOCATIONS ON THE I-494/I-694 RING	0.0	SC	SIGNING	NHS	1,000,000	800,000	0	0	200,000	0

ATP: M  
Fiscal Year: 2006

STIP for FY 2006-2008

Seq #	Route System	Project Number	Agency	Description	Miles	Program	Type of Work	Proposed Funds	Total	FHWA	AC	FTA	TH	Other
1379	TH 999	8825-176	MN/DOT	METROWIDE - NETWORK/FIBER PRESERVATION	0.0	TM	TRAFFIC MGMT. SYSTEM	SF	83,242	0	0	0	83,242	0
1380	TH 999	8825-191	MN/DOT	RELAMP LIGHTING FIXTURES IN ONE QUADRANT, DISTRICTWIDE	0.0	SC	LIGHTING	SF	400,000	0	0	0	400,000	0
1381	TH 999	8825-192	MN/DOT	VARIOUS LOCATIONS METROWIDE, GUARDRAIL REPLACEMENT	0.0	RD	GUARD RAIL	SF	159,986	0	0	0	159,986	0
1382	TH 999	8825-197	MN/DOT	ON TH 5 FROM CARVER CO LINE TO TH 212 & ON TH 21 FROM CSAH 37 TO 0.5 MI N OF CR 64, BITUMINOUS CHIP SEAL	7.0	PM	HIP SEAL	SF	397,249	0	0	0	397,249	0
1383	TH 999	8825-198	MN/DOT	METROWIDE, BITUMINOUS CRACK SEALING	0.0	PM	CRACK SEAL	SF	557,729	0	0	0	557,729	0
1384	TH 999	8825-216	MN/DOT	ON TH 13 E OF LILYDALE RD IN MENDOTA HTS & N OF I-494/E OF TH 52 IN INVER GROVE HTS, DRAINAGE STRUCTURES	0.0	RD	STORM SEWER REPLACEMENT	SF	150,000	0	0	0	150,000	0
1385	TH 999	TRLF-RW-06	MN/DOT	REPAYMENT IN FY 2006 OF TRLF LOANS USED FOR RIGHT OF WAY PURCHASE ON TH'S 12,100,212, OR 610	0.0	RW	RIGHT OF WAY	SF	3,900,000	0	0	0	3,900,000	0
1386	TH 999	880M-BI-06	MN/DOT	METRO SETASIDE - BRIDGE IMPROVEMENT - 2006	0.0	BI	BRIDGE REPAIR	SF	2,160,000	0	0	0	2,160,000	0
1387	TH 999	880M-CA-06	MN/DOT	METRO SETASIDE - CONSULTANT DESIGN - 2006	0.0	CA	PLANNING	SF	11,100,000	0	0	0	11,100,000	0
1388	TH 999	880M-ITS-06	MN/DOT	METRO SETASIDE - ITS PROJECTS - 2006	0.0	TM	TRAFFIC MGMT. SYSTEM	ITS	500,000	0	0	0	500,000	0
1389	TH 999	880M-PF-06	MN/DOT	METRO SETASIDE - PRAIRIE TO FOREST - 2006	0.0	RB	LANDSCAPING	SF	40,000	0	0	0	40,000	0
1390	TH 999	880M-RB-06	MN/DOT	METRO SETASIDE - LANDSCAPE PARTNERSHIPS - 2006	0.0	RB	LANDSCAPING	SF	100,000	0	0	0	100,000	0
1391	TH 999	880M-RS-06	MN/DOT	METRO SETASIDE - RESURFACING & RECONDITIONING - 2006	0.0	RS	MILL AND OVERLAY	SF	1,600,000	0	0	0	1,600,000	0
1392	TH 999	880M-RW-06	MN/DOT	METRO SETASIDE - RIGHT OF WAY - 2006(INCLUDES \$15.0M FOR I-35W/TH 62 RW)	0.0	RW	RIGHT OF WAY	SF	24,200,000	0	0	0	24,200,000	0
1393	TH 999	880M-RX-06	MN/DOT	METRO SETASIDE - ROAD REPAIR - 2006	0.0	RX	ROAD REPAIR	SF	5,100,000	0	0	0	5,100,000	0
1394	TH 999	880M-SA-06	MN/DOT	METRO SETASIDE - SUPPLEMENTAL AGREEMENTS/OVERRUNS - 2006	0.0	SA	SURFACING	SF	16,000,000	0	0	0	16,000,000	0
1395	TH 999	880M-SC-06	MN/DOT	METRO SETASIDE - SAFETY CAPACITY - 2006	0.0	SC	SPOT IMPROVEMENT	SF	168,000	0	0	0	168,000	0

ATP: M

Fiscal Year: 2006

STIP for FY 2006-2008

Seq #	Route System	Project Number	Agency	Description	Miles	Program	Type of Work	Proposed Funds	Total	FHWA	AC	FTA	TH	Other
1396	TH 999	880M-TE-06	MN/DOT	METRO SETASIDE - TRAFFIC ENGINEERING & HYDRAULICS PRESERVATION(LIGHTING,SIGNING,SIGNALS,CULVERTS,ET C) - 2006	0.0	SC	MISCELLANEOUS	SF	1,000,000	0	0	0	1,000,000	0
1397	TH 999	880M-TM-06	MN/DOT	METRO SETASIDE-TRAFFIC MANAGEMENT STATE FURNISHED MATERIALS FOR METRO PROJECTS - 2006	0.0	TM	TRAFFIC MGMT. SYSTEM	SF	550,000	0	0	0	550,000	0
1398	TH 999	880M-TR-06	MN/DOT	METRO SETASIDE - TRANSIT/RIDESHARE - 2006	0.0	TM	MISCELLANEOUS	SF	600,000	0	0	0	600,000	0
Summary for Year = 2006 (226 projects)									\$587,861,339	\$241,243,686	\$129,497,670	\$92,118,618	\$120,478,182	\$134,020,853

ATP: M  
Fiscal Year: 2007

STIP for FY 2006-2008

Seq #	Route System	Project Number	Agency	Description	Miles	Program	Type of Work	Proposed Funds	Total	FHWA	AC	FTA	TH	Other
1399	BB	TRF-0009-07	MN/DOT	SECT 5311: CARVER COUNTY TRANSIT OPERATING ASSISTANCE	0.0	OB	OPERATE BUS	FTA	404,458	0	0	85,490	0	318,968
1400	BB	TRF-0051-07	MN/DOT	SECT 5311: SCOTT COUNTY TRANSIT OPERATING ASSISTANCE	0.0	OB	OPERATE BUS	FTA	716,976	0	0	95,790	0	621,186
1401	BB	TRF-3703-07	MN/DOT	SECT 5311: CITY OF HASTINGS TRANSIT OPERATING ASSISTANCE	0.0	OB	OPERATE BUS	FTA	262,959	0	0	41,303	0	221,656
1402	BB	TRF-9028-05	MN/DOT	SECT 5309: NORTHSTAR CORRIDOR, CONSTRUCTION/VEHICLE PURCHASE, ETC (2005 APPROPRIATION)	0.0	B3	PLANNING	FTA	6,200,000	0	0	4,960,000	0	1,240,000
1403	BB	TRF-TCMT-07	MET COUNCIL - MT	SECT 5309: TWIN CITIES MET COUNCIL MT, 494/35W PARK & RIDE	0.0	B3	BUS GRANT CAPITAL IMPROVEMENT	FTA	10,000,000	0	0	8,000,000	0	2,000,000
1404	BB	TRF-TCMT-07A	MET COUNCIL - MT	SECT 5307: TWIN CITIES MET COUNCIL MT, ASSOCIATED CAPITAL MAINTENANCE	0.0	B9	BUS GRANT CAPITAL IMPROVEMENT	FTA	2,437,500	0	0	1,950,000	0	487,500
1405	BB	TRF-TCMT-07B	MET COUNCIL - MT	SECT 5307: TWIN CITIES MET COUNCIL MT, SNELLING BUS GARAGE	0.0	B9	BUS GRANT CAPITAL IMPROVEMENT	FTA	2,250,000	0	0	1,800,000	0	450,000
1406	BB	TRF-TCMT-07C	MET COUNCIL - MT	SECT 5307: TWIN CITIES MET COUNCIL MT, PREVENTIVE MAINTENANCE	0.0	B9	BUS GRANT CAPITAL IMPROVEMENT	FTA	12,500,000	0	0	10,000,000	0	2,500,000
1407	BB	TRF-TCMT-07D	MET COUNCIL - MT	SECT 5307: TWIN CITIES MET COUNCIL MT, 1% TRANSIT ENHANCEMENTS(SIGNS, ART, SHELTERS)	0.0	B9	BUS GRANT CAPITAL IMPROVEMENT	FTA	537,500	0	0	430,000	0	107,500
1408	BB	TRF-TCMT-07E	MET COUNCIL - MT	SECT 5307: TWIN CITIES MET COUNCIL MT, 1% SAFETY/SECURITY PROJECTS(PARK AND RIDE SECURITY)	0.0	B9	BUS GRANT CAPITAL IMPROVEMENT	FTA	537,500	0	0	430,000	0	107,500
1409	BB	TRF-TCMT-07F	MET COUNCIL - MT	SECT 5307: TWIN CITIES MET COUNCIL MT, 0.5% TRANSIT STAFF TRAINING	0.0	B9	BUS GRANT CAPITAL IMPROVEMENT	FTA	268,750	0	0	215,000	0	53,750
1410	BB	TRF-TCMT-07G	MET COUNCIL - MT	SECT 5307: TWIN CITIES MET COUNCIL MT, MODULAR OVERHAUL OF COMPONENTS	0.0	B9	BUS GRANT CAPITAL IMPROVEMENT	FTA	300,000	0	0	240,000	0	60,000
1411	BB	TRF-TCMT-07H	MET COUNCIL - MT	SECT 5307: TWIN CITIES MET COUNCIL MT, RAIL STATION MAINTENANCE-OVERHAUL EQUIPMENT	0.0	B9	BUS GRANT CAPITAL IMPROVEMENT	FTA	250,000	0	0	200,000	0	50,000

ATP: M  
Fiscal Year: 2007

STIP for FY 2006-2008

Seq #	Route System	Project Number	Agency	Description	Miles	Program	Type of Work	Proposed Funds	Total	FHWA	AC	FTA	TH	Other
1412	BB	TRF-TCMT-07J	MET COUNCIL - MT	SECT 5307: TWIN CITIES MET COUNCIL MT, METRO MOBILITY CAPITAL COST OF CONTRACTING FOR SERVICES	0.0	B9	BUS GRANT CAPITAL IMPROVEMENT	FTA	6,250,000	0	0	5,000,000	0	1,250,000
1413	BB	TRF-TCMT-07K	MET COUNCIL - MT	SECT 5307: TWIN CITIES MET COUNCIL MT, CAPITAL LEASE-TIRES	0.0	B9	BUS GRANT CAPITAL IMPROVEMENT	FTA	1,250,000	0	0	1,000,000	0	250,000
1414	BB	TRF-TCMT-07L	MET COUNCIL - MTS	SECT 5307: TWIN CITIES MET COUNCIL MTS, REGIONAL FLEET CAPITAL COST OF CONTRACTING FOR SERVICE	0.0	B9	BUS GRANT CAPITAL IMPROVEMENT	FTA	1,875,000	0	0	1,500,000	0	375,000
1415	BB	TRF-TCMT-07M	MET COUNCIL - MTS	SECT 5307: TWIN CITIES MET COUNCIL MTS, MVTA GARAGE	0.0	B9	BUS GRANT CAPITAL IMPROVEMENT	FTA	1,250,000	0	0	1,000,000	0	250,000
1416	BB	TRF-TCMT-07N	MET COUNCIL - MTS	SECT 5307: TWIN CITIES MET COUNCIL MTS, SMTc PARK & RIDE	0.0	B9	BUS GRANT CAPITAL IMPROVEMENT	FTA	500,000	0	0	400,000	0	100,000
1417	BB	TRF-TCMT-07P	MET COUNCIL - MT	SECT 5307: TWIN CITIES MET COUNCIL MT, 494/35W PARK & RIDE	0.0	B9	BUS GRANT CAPITAL IMPROVEMENT	FTA	10,000,000	0	0	8,000,000	0	2,000,000
1418	BB	TRF-TCMT-07Q	MET COUNCIL - MT	SECT 5307: TWIN CITIES MET COUNCIL MT, ANNUNCIATORS FOR BUSES	0.0	B9	BUS GRANT CAPITAL IMPROVEMENT	FTA	1,500,000	0	0	1,200,000	0	300,000
1419	BB	TRF-TCMT-07R	MET COUNCIL - MT	SECT 5309: TWIN CITIES MET COUNCIL MT, PURCHASE BUSES-GROWTH	0.0	B3	PURCHASE BUS	FTA	2,500,000	0	0	2,000,000	0	500,000
1420	BB	TRF-TCMT-07S	MET COUNCIL - MT	SECT 5309: TWIN CITIES MET COUNCIL MT, RAIL FACILITIES	0.0	B3	BUS GRANT CAPITAL IMPROVEMENT	FTA	6,000,000	0	0	4,800,000	0	1,200,000
1421	BB	TRF-TCMT-07T	MET COUNCIL - MTS	SECT 3037: TWIN CITIES MET COUNCIL MTS, JOB ACCESS/REVERSE COMMUTE PROJECTS	0.0	JA	BUS GRANT CAPITAL IMPROVEMENT	FTA	2,000,000	0	0	1,000,000	0	1,000,000
1422	BB	TRF-TCMT-07U	MET COUNCIL - MT	SECT 5307: TWIN CITIES MET COUNCIL MT, REPLACEMENT BUSES-PURCHASE 40-FOOT & ARTICULATED BUSES	0.0	B9	PURCHASE BUS	FTA	7,500,000	0	0	6,000,000	0	1,500,000
1423	BB	TRF-TCMT-07V	MET COUNCIL - MT	SECT 5307: TWIN CITIES MET COUNCIL MT, OPERATOR SIMULATOR	0.0	B9	BUS GRANT CAPITAL IMPROVEMENT	FTA	1,000,000	0	0	800,000	0	200,000
1424	BB	TRF-TCMT-07W	MET COUNCIL - MT	SECT 5307: TWIN CITIES MET COUNCIL MT, SOUTH GARAGE ADDITION	0.0	B9	BUS GRANT CAPITAL IMPROVEMENT	FTA	1,625,000	0	0	1,300,000	0	325,000

ATP: M  
Fiscal Year: 2007

STIP for FY 2006-2008

Seq #	Route System	Project Number	Agency	Description	Miles	Program	Type of Work	Proposed Funds	Total	FHWA	AC	FTA	TH	Other
1425	BB	TRF-TCMT-07X	MET COUNCIL - MT	SECT 5309: TWIN CITIES MET COUNCIL MT, SUPPORT EQUIPMENT FOR GARAGE STARTUP	0.0	B3	BUS GRANT CAPITAL IMPROVEMENT	FTA	1,875,000	0	0	1,500,000	0	375,000
1426	BB	TRF-TCMT-07Y	MET COUNCIL - MT	SECT 5309: TWIN CITIES MET COUNCIL MT, OPERATOR	0.0	B3	BUS GRANT CAPITAL IMPROVEMENT	FTA	250,000	0	0	200,000	0	50,000
1427	BB	TRS-7068-07A	MN/DOT	HEARTLAND EXPRESS, PURCHASE CLASS 400 BUS	0.0	TR	PURCHASE BUS	STP	57,000	45,600	0	0	0	11,400
1428	CMAQ	CM-2-03	MET COUNCIL	RTDM & COMMUTER ALT PROGRAMS INCL FUNDS FOR METRO COMMUTER SERV, DOWNTOWN MPLS TMO, ST PAUL TMO, ST PAUL MIDWAY TMO, AND I-494 CORRIDOR COALITION	0.0	TM	PLANNING	CMAQ	3,781,250	3,025,000	0	0	0	756,250
1429	RR	02-00133	MN/DOT	BNSF @ CSAH 57, SUNFISH LAKE BLVD NW, ANOKA COUNTY, RELOCATE GATES, INSTALL CANTILEVERS & UPGRADE CIRCUITRY	0.0	SR	RR X-ING IMPROVEMENTS	RRS	275,000	247,500	0	0	0	27,500
1430	RR	19-00134	MN/DOT	UP @ CNTY 73, AKRON AVE, ROSEMOUNT, INSTALL SIGNALS & GATES	0.0	SR	RR X-ING IMPROVEMENTS	RRS	192,500	173,250	0	0	0	19,250
1431	RR	27-00268	MN/DOT	UP @ ZANE AVE, MSAS 408, GOLDEN VALLEY, INSTALL SIGNALS & GATES	0.0	SR	RR X-ING IMPROVEMENTS	RRS	192,500	173,250	0	0	0	19,250
1432	RR	27-00269	MN/DOT	PR @ W 76TH ST., RICHFIELD, INSTALL FLASHING LIGHT SIGNALS	0.0	SR	RR X-ING IMPROVEMENTS	RRS	165,000	148,500	0	0	0	16,500
1433	RR	27-00270	MN/DOT	BNSF @ 27TH AVE NE, MPLS, INSTALL SIGNALS & GATES	0.0	SR	RR X-ING IMPROVEMENTS	RRS	192,500	173,250	0	0	0	19,250
1434	RR	27-00271	MN/DOT	UP @ MEDICINE LAKE DR, PLYMOUTH, INSTALL SIGNALS & GATES	0.0	SR	RR X-ING IMPROVEMENTS	RRS	192,500	173,250	0	0	0	19,250
1435	RR	62-00192	MN/DOT	MNRR @ TERMINAL RD., ROSEVILLE, INSTALL SIGNALS & GATES	0.0	SR	RR X-ING IMPROVEMENTS	RRS	192,500	173,250	0	0	0	19,250
1436	RR	62-00193	MN/DOT	CP @ JAMES AVE, ST. PAUL, INSTALL SIGNALS & GATES	0.0	SR	RR X-ING IMPROVEMENTS	RRS	192,500	173,250	0	0	0	19,250
1437	RR	82-00136	MN/DOT	ZEP @ CSAH 15, MANNING AVE N, WASHINGTON COUNTY, INSTALL SIGNALS & GATES	0.0	SR	RR X-ING IMPROVEMENTS	RRS	275,000	247,500	0	0	0	27,500
1438	CSAH 9	02-609-14	ANOKA COUNTY	ROUND LK BLVD(CSAH 9) AT NORTHDAL BLVD(CR 79) IN COON RAPIDS, DUAL LEFT TURN LANES, TRAF SIGNAL REVISION, ETC	0.1	SH	TRAFFIC SIGNAL REVISION	HES	165,000	148,500	0	0	0	16,500
1439	CSAH 14	02-614-24AC	ANOKA COUNTY	I-35W TO I-35E IN CENTERVILLE & LINO LAKES, RECONSTRUCT, SIGNALS, ETC(AC PAYBACK)	3.3	RC	GRADE AND SURFACE	UG	5,995,000	5,995,000	0	0	0	0

ATP: M  
Fiscal Year: 2007

STIP for FY 2006-2008

Seq #	Route System	Project Number	Agency	Description	Miles	Program	Type of Work	Proposed Funds	Total	FHWA	AC	FTA	TH	Other
1440	CSAH 49	02-649-01	ANOKA COUNTY	CSAH 49 OVER RICE CREEK IN LINO LAKES, REPLACE BR 4711	0.0	BR	BRIDGE REPLACEMENT	BR	379,500	303,600	0	0	0	75,900
1441	CSAH 51	02-651-04	ANOKA COUNTY	CSAH 51 (UNIV AVE) FROM 92ND AVE TO CSAH 10 IN COON RAPIDS & BLAINE, RECONSTRUCT, MEDIAN, TURN LANES, ETC	0.5	RC	GRADE AND SURFACE	UG	2,365,000	1,892,000	0	0	0	473,000
1442	PED/BIKE	19-090-07	DAKOTA COUNTY	COMPLETE EXISTING SOUTH ST. PAUL RIVERFRONT TRAIL AND CONNECT TO BKWY AT 70TH ST IN INVER GROVE HTS, CONSTRUCT MISS RIVER REGIONAL TRAIL, NORTHERN SEGMENT	2.4	EN	GRADE AND SURFACE	EN	885,500	708,400	0	0	0	177,100
1443	CSAH 70	19-670-08	DAKOTA COUNTY	CSAH 70 FROM 0.6 MI W OF I-35 TO 0.4 MI E OF I-35 IN LAKEVILLE, RECONSTRUCT INTERCHANGE AT I-35, CSAH 70 TO 4, LANE DIVIDED RDWY, BIKE TRAILS, FR RDS, ETC	1.0	RC	GRADE, SURFACE & BRIDGE	UG	7,562,500	6,050,000	0	0	0	1,512,500
1444	CSAH 19	27-090-13	HENNEPIN COUNTY	BAKER PARK RESERVE TO MAPLE PARK IN MEDINA, CONSTRUCT CSAH 19 MULTI-USE TRAIL(PHASE I)	1.1	EN	GRADE AND SURFACE	EN	495,880	396,704	0	0	0	99,176
1445	CSAH 3	27-603-33AC	HENNEPIN COUNTY	DUPONT AVE TO BLAISDELL AVE IN MINNEAPOLIS, LAKE STREET STREETScape IMPROVEMENT (AC PAYBACK)	1.6	EN	LANDSCAPING	EN	837,720	837,720	0	0	0	0
1446	CSAH 3	27-603-34AC	HENNEPIN COUNTY	HIAWATHA AVE TO W RIVER PARKWAY IN MINNEAPOLIS, LAKE ST STREETScape IMPROVEMENT (AC PAYBACK)	2.0	EN	LANDSCAPING	EN	837,720	837,720	0	0	0	0
1447	CSAH 15	82-615-20	WASHINGTON COUNTY	TH 36 TO 0.3 MI N OF CSAH 12 IN WASHINGTON CO, RECONSTRUCT, SIGNALS, ETC	1.8	RC	GRADE AND SURFACE	UG	5,763,000	4,610,400	0	0	0	1,152,600
1448	CSAH 81	90-595-08	MET COUNCIL - MT	CSAH 81 AND BROOKLYN BLVD IN BROOKLYN PARK, CONSTRUCT NEW 800-CAR PARK/RIDE LOT	0.0	TR	MISCELLANEOUS	CMAQ	7,562,500	6,050,000	0	0	0	1,512,500
1449	CSAH 19	90-595-10	MET COUNCIL - MT	CSAH 19 AND I-94 IN LAKE ELMO, CONSTRUCT NEW 500, CAR PARK/RIDE LOT	0.0	TR	BUS GRANT CAPITAL IMPROVEMENT	CMAQ	4,400,000	3,520,000	0	0	0	880,000
1450	PED/BIKE	91-090-35	THREE RIVERS PARK DISTRICT	36TH AVE N IN NEW HOPE & PLYMOUTH, CONSTRUCT PEDESTRIAN/BICYCLE BR 27R33 OVER TH 169	0.0	EN	PEDESTRIAN BIKE BRIDGE	EN	1,034,000	827,200	0	0	0	206,800
1451	PED/BIKE	91-090-37	WASHINGTON COUNTY	HARDWOOD CREEK REG TRAIL NEAR FOREST LAKE, CONSTRUCT A TRAILHEAD FACILITY ADJ TO TRAIL WITH PARKING, RESTROOMS, LIGHTING AND INFO KIOSKS	0.0	EN	PED./BIKE IMPROVEMENT	EN	275,000	220,000	0	0	0	55,000
1452	PED/BIKE	91-090-40	MPLS PARK/REC BOARD	FRANKLIN AVE TO FULTON ST/E RIVER PKWY IN MPLS, RECONSTRUCT E RIVER PKWY PED & BIKE TRAIL, SIGNS, LANDSCAPING, ETC	2.0	EN	PED./BIKE IMPROVEMENT	EN	1,375,000	1,100,000	0	0	0	275,000
1453	PED/BIKE	92-090-28	MN DNR	LUCE LINE TRAIL IN WATERTOWN AND HOLLYWOOD TWPS, REHAB & WIDEN FROM WATERTOWN TO THE MCLEOD CO LINE	8.0	EN	PED./BIKE IMPROVEMENT	EN	352,000	281,600	0	0	0	70,400

ATP: M  
Fiscal Year: 2007

STIP for FY 2006-2008

Seq #	Route System	Project Number	Agency	Description	Miles	Program	Type of Work	Proposed Funds	Total	FHWA	AC	FTA	TH	Other
1454	CSAH 11	114-010-14	COON RAPIDS	HANSON BLVD (CSAH 11/ 78) AT TH 10 INTERCHANGE IN COON RAPIDS, RECONSTRUCT TO A SINGLE-POINT DIAMOND, REPLACE TH 10 BRIDGE, AND 0.39 MI OF CSAH 11	0.4	RC	GRADE,SURFACE & BRIDGE	UG	7,562,500	6,050,000	0	0	0	1,512,500
1455	MSAS 165	141-165-27	MINNEAPOLIS	CHICAGO AVE(MSAS 165) FROM 24TH ST TO 31ST ST IN MPLS, ADD MAST ARM OVERHEAD SIGNAL INDICATORS AT 5 INTERSECTIONS	0.6	SH	TRAFFIC SIGNAL REVISION	HES	209,000	188,100	0	0	0	20,900
1456	MSAS 363	157-363-19A	RICHFIELD	LYNDALE AVE OVER I-494 (REPLACE BRIDGE 9076), RIGHT OF WAY & CONSTRUCTION (2003 OMNIBUS APPROPRIATION)	0.0	BR	BRIDGE REPLACEMENT	FFM	2,980,500	2,980,500	0	0	0	0
1456	MSAS 363	157-363-19B	BLOOMINGTON	LYNDALE AVE OVER I-494 (REPLACE BRIDGE 9076) IN RICHFIELD & BLOOMINGTON, RIGHT OF WAY & CONSTRUCTION (2004 APPROPRIATION ACT)	0.0	RC	GRADE,SURFACE & BRIDGE	FFM	3,000,000	3,000,000	0	0	0	0
1456	MSAS 363	157-363-19C	RICHFIELD	AT LYNDALE AVE IN RICHFIELD & BLOOMINGTON, RECONSTRUCT INTERCHANGE(2005 APPROPRIATIONS ACT)	0.0	MC	GRADE,SURFACE & BRIDGE	FFM	3,125,000	2,500,000	0	0	0	625,000
1456	MSAS 363	157-363-19L	RICHFIELD	LYNDALE AVE OVER I-494 (REPLACE BRIDGE 9076), RIGHT OF WAY & CONSTRUCTION	0.0	BR	BRIDGE REPLACEMENT	HPP	11,519,500	7,400,000	0	0	0	4,119,500
1456	MSAS 363	157-363-19R	RICHFIELD	LYNDALE AVE OVER I-494 (REPLACE BRIDGE 9076), RR AGREEMENT	0.0	BR	RAILROAD AGREEMENT	SF	500,000	0	0	0	500,000	0
1457	CSAH 31	164-020-95	ST PAUL	EB MARYLAND AVE(CSAH 31) OVER SOO LINE & OVER BN RR IN ST PAUL, REDECK BRS 6599 & 6600	0.0	BI	REDECK	BR	605,000	484,000	0	0	0	121,000
1458	PED/BIKE	164-090-09	ST PAUL	MARSHALL AVE AT PASCAL ST TO VICTORIA ST AT PALACE AVE IN ST PAUL, AYD MILL RD BIKE/PED TRAIL ALONG E SIDE OF THE CP RR	2.4	BT	PEDESTRIAN BIKE TRAIL	UG	1,512,500	1,210,000	0	0	0	302,500
1459	TH 149	195-010-07	EAGAN	WESCOTT RD TO TH 55 IN EAGAN, RECONSTRUCT 2-LANE UNDIVIDED TO 4-LANE DIVIDED HWY, PED/BIKE PATH, TRAFFIC SIGNAL, ETC(TIED TO 1916-25)	2.4	RC	GRADE AND SURFACE	UG	6,050,000	6,050,000	0	0	0	0
1460	TH 5	8825-184	MN/DOT	MUNSTER AVE IN ST PAUL TO TH 120 IN MAPLEWOOD, BITUMINOUS MILL & OVERLAY, ETC	11.4	RS	MILL AND OVERLAY	SF	3,600,000	0	0	0	3,600,000	0
1461	TH 7	1003-30	MN/DOT	FROM MACLEOD/CARVER CO LINE TO ST BONIFACIUS, BITUMINOUS MILL & OVERLAY, ROUNDABOUTS AT TH 25 & AT CSAH 10, ETC	13.3	RS	MILL AND OVERLAY	STP	4,350,000	3,480,000	0	0	870,000	0
1462	TH 10	0202-88	RAMSEY	AT ARMSTRONG BLVD IN RAMSEY, INTERSECTION IMPROVEMENTS, TRAFFIC SIGNAL, ETC	0.1	AM	SPOT IMPROVEMENT	SF	300,000	0	0	0	300,000	0
1463	TH 10	0214-35	MN/DOT	CO RD J TO I-35W IN MOUNDS VIEW, EXTENSION OF NOISE WALLS	1.4	NO	NOISE ABATEMENT	SF	300,000	0	0	0	300,000	0

ATP: M  
Fiscal Year: 2007

STIP for FY 2006-2008

Seq #	Route System	Project Number	Agency	Description	Miles	Program	Type of Work	Proposed Funds	Total	FHWA	AC	FTA	TH	Other
1464	TH 10	6205-36	MN/DOT	AT CSAH 96 IN ARDEN HILLS, TRAFFIC SIGNAL REBUILD	0.1	SC	TRAFFIC SIGNAL REVISION	SF LF	275,000	0	0	0	137,500	137,500
1465	TH 12	2713-83AC1	MN/DOT	CO RD 6 TO WAYZATA BLVD, CONSTRUCT INTERCHANGES, ETC(AC PAYBACK)	5.2	MC	GRADE,SURFACE & BRIDGE	NHS	7,200,000	7,200,000	0	0	0	0
1466	TH 12	2713-85	MN/DOT	UNDER BNSF RR W OF MAPLE PLAIN, REPLACE BR 4859	0.0	BR	GRADE,SURFACE & BRIDGE	BR	6,580,000	5,264,000	0	0	1,316,000	0
1467	TH 12	2713-87	MN/DOT	WAYZATA BLVD IN WAYZATA TO CSAH 6 IN ORONO, LANDSCAPING	4.3	RB	LANDSCAPING	NHS	450,000	360,000	0	0	90,000	0
1468	TH 12	2713-88	MN/DOT	CSAH 83 TO BOUNDARY AVE IN MAPLE PLAIN, MEDIAN, INTERSECTION IMPROVEMENTS, ACCESS CLOSURES, ETC(\$1.5M-ACCESS MGMT PROJECT)	0.8	RC	GRADE AND SURFACE	SF	1,710,000	0	0	0	1,710,000	0
1469	TH 13	7001-97	MN/DOT	AT CSAH 12(170TH ST SW) IN PRIOR LAKE, RECONSTRUCT INTERSECTION, CHANNELIZE, ACCESS CLOSURES, ETC(ACCESS MANAGEMENT PROJECT)	0.0	SC	SPOT IMPROVEMENT	SF	860,000	0	0	0	860,000	0
1470	I 35	1380-67	MN/DOT	AT CSAH 22 IN WYOMING, AT CSAH 19 IN STACY, & AT CSAH 10 AT HARRIS & AT TH 95 IN NORTH BRANCH, LIGHTING REPLACEMENT	0.0	SC	LIGHTING	SF	320,000	0	0	0	320,000	0
1471	I 35E	6280-304AC1	MN/DOT	I-35E FROM TH 36 TO CR E & I-694 FROM RICE ST TO TH 61, GRADING, SURFACING, BRS (BAP PAYBACK)	3.8	MC	GRADE,SURFACE & BRIDGE	IM	22,800,000	22,800,000	0	0	0	0
1472	I 35W	0280-54	MN/DOT	ON THE E SIDE FROM OPAL ST NE TO SUNSET AVE NE IN BLAINE, CONSTRUCT NOISE WALL	0.2	NO	NOISE ABATEMENT	SF	575,000	0	0	0	575,000	0
1473	I 35W	2782-276	MN/DOT	NEAR 60TH ST IN MPLS, MNDOT PORTION OF PONDING AREA	0.0	MC	MISCELLANEOUS	SF	1,400,000	0	0	0	1,400,000	0
1474	I 35W	2782-281	MN/DOT	66TH ST IN RICHFIELD TO MINNEHAHA CREEK IN MPLS, GRADING, SURFACING, BRS, ETC & HOV LANE(AC PROJECT, PAYBACK IN 2008 THRU 2010)	2.7	MC	GRADE,SURFACE & BRIDGE	IM	62,550,000	26,167,500	180,000,000	0	36,382,500	0
1475	I 35W	2783-27873A	MN/DOT	TH 55, WASHINGTON AVE, & 3RD IN MPLS, REPAIR RAILING & DECK ON BRS 27873, 27874, 27879, 27879A, 27902, 27903, 27880	0.5	BI	BRIDGE REPAIR	IM	1,890,000	1,701,000	0	0	189,000	0
1476	TH 36	6211-81	MN/DOT	MCKNIGHT RD IN NORTH ST PAUL, CONSTRUCT INTERCHANGE, BRS 62094 & 62095, ETC	0.5	AM	GRADE,SURFACE & BRIDGE	NHS	7,500,000	6,000,000	0	0	1,500,000	0
1477	TH 47	0205-89	MN/DOT	AT 81ST AVE IN FRIDLEY, TRAFFIC SIGNAL REBUILD & EXTEND TURN LANE(\$50K-SC, \$125K-TRAF PRES)	0.0	SC	TRAFFIC SIGNAL REVISION	SF LF	300,000	0	0	0	175,000	125,000

ATP: M  
Fiscal Year: 2007

STIP for FY 2006-2008

Seq #	Route System	Project Number	Agency	Description	Miles	Program	Type of Work	Proposed Funds	Total	FHWA	AC	FTA	TH	Other
1478	TH 51	6215-62011A	MN/DOT	OVER PIERCE BUTLER, BNSF RR, ENERGY PARK DR, COMO AVE, & TH 36 IN ST PAUL & ROSEVILLE, REPAIR DECKS ON BRS 62011, 62012, 62014, 62015, 9012, & 9013; DECK REPAIR/PAINT BR 62013	2.9	BI	BRIDGE REPAIR	BH	2,185,000	1,748,000	0	0	437,000	0
1479	TH 51	6216-116	MN/DOT	NB SNELLING AVE IN ROSEVILLE FROM HARMAR ENT TO EB TH 36 ENT RAMP, ADD 3RD LANE, TRAF SIGNAL REV AT CR B, ETC	0.4	SH	GRADE AND SURFACE	HES	2,000,000	900,000	0	0	850,000	250,000
1480	TH 55	2751-49	MN/DOT	E OF TH 100 TO I-94 IN MINNEAPOLIS, MILL & BITUMINOUS OVERLAY	1.4	RS	MILL AND OVERLAY STP		1,035,000	828,000	0	0	207,000	0
1481	TH 61	1913-5895B	MN/DOT	OVER MISSISSIPPI RIVER, RR, & STREET IN HASTINGS, REPAIR DECK & PARTIAL PAINT BR 5895	0.4	BI	BRIDGE REPAIR	SF	500,000	0	0	0	500,000	0
1482	TH 61	1913-63	MN/DOT	AT 10TH ST IN HASTINGS, TRAFFIC SIGNAL REBUILD	0.0	SC	TRAFFIC SIGNAL REVISION	SF	275,000	0	0	0	137,500	137,500
1483	TH 61	6222-151	MN/DOT	AT CO RD F/ASH ST IN WHITE BEAR LAKE, TRAFFIC SIGNAL REBUILD	0.0	SC	TRAFFIC SIGNAL REVISION	SF LF	280,000	0	0	0	140,000	140,000
1484	TH 61	8205-100AC3	MN/DOT	VICINITY OF ST PAUL PARK, RECONSTRUCT, INTERCHANGE, FR RDS, BRS 82025, 82026, 82027, ETC (AC PAYBACK)	0.5	MC	GRADE, SURFACE & BRIDGE	NHS	2,100,000	2,100,000	0	0	0	0
1485	TH 62	2774-7264	MN/DOT	OVER VALLEY VIEW RD, TH 77, & 28TH AVE; UNDER PED AT 14TH AVE, PED AT 40TH AVE, & 43RD AVE; TH 121 UNDER PED AT 61ST IN EDINA, RICHFIELD, & MPLS-PAINT BRS 7264, 7265, 27021, 27022, 27521, 27061, 27535, 27530, & 27524	6.3	BI	PAINT BRIDGE	SF	1,165,000	0	0	0	1,165,000	0
1486	TH 65	0208-115	MN/DOT	AT CROSSTOWN BLVD (CSAH 18) IN HAM LAKE, TRAFFIC SIGNAL REBUILD & INTERCONNECT	0.0	SC	TRAFFIC SIGNAL REVISION	SF LF	250,000	0	0	0	125,000	125,000
1487	TH 65	0208-122	MET COUNCIL - MT	IN EAST BETHEL, PARK & RIDE LOT (BAP TRANSIT ADVANTAGE PROJECT)	0.0	TR	GRADE AND SURFACE	BF	200,000	0	0	0	0	200,000
1488	TH 65	0208-123	MN/DOT	AT TH 242 IN BLAINE, CONSTRUCT INTERCHANGE, BRS 02050, 02051, 02052, ETC (SAPP PROJECT)	0.5	MC	GRADE, SURFACE & BRIDGE	NHS LF	24,000,000	9,600,000	0	0	2,400,000	12,000,000
1489	I 94	2781-27726AA	MN/DOT	OVER GLENWOOD AVE & RR, RAMPS, & UNDER TH 55 IN MPLS, PAINT BRS 27726A, 27726B, 27728, 27727A, 27727B, 27727, & 27785	0.5	BI	PAINT BRIDGE	IM	2,890,000	2,601,000	0	0	289,000	0
1490	I 94	2781-27726BA	MN/DOT	UNDER DUNWOODY, I-394, RAMPS @ 394, OVER LYNDALE & RR; I-394 UNDER PENN & OVER DUNWOODY & FILL-DECK REPAIR ON BRS 27726B, 27792, 27793, 27794, 27799R, 27831, 27831(ABCD), & 27758.	0.3	BI	BRIDGE REPAIR	IM	930,000	837,000	0	0	93,000	0
1491	I 94	2781-408	MN/DOT	CEDAR AVE IN MPLS TO KELLOGG BLVD EXIT IN ST PAUL, BITUMINOUS MILL & OVERLAY, ETC	6.7	RS	MILL AND OVERLAY	IM	7,700,000	6,930,000	0	0	770,000	0

ATP: M  
Fiscal Year: 2007

STIP for FY 2006-2008

Seq #	Route System	Project Number	Agency	Description	Miles	Program	Type of Work	Proposed Funds	Total	FHWA	AC	FTA	TH	Other
1492	I 94	2781-409	MN/DOT	ON THE S SIDE ALONG 63RD LANE N & W OF DUPONT AVE N IN BROOKLYN CENTER, CONSTRUCT NOISE WALL	0.2	NO	NOISE ABATEMENT SF		300,000	0	0	0	300,000	0
1493	I 94	2781-9420A	MN/DOT	UNDER 25TH AVE, RIVERSIDE, PED BR @ 22ND AVE & OVER CEDAR AVE, PAINT BRS 9420, 9421, 9892, 27863	0.7	BI	PAINT BRIDGE IM		1,350,000	1,215,000	0	0	135,000	0
1494	TH 95	1305-21	MN/DOT	WASHINGTON/CHISAGO COUNTY LINE TO TH 8 IN FRANCONIA TWP, CULVERT REPLACEMENT	6.4	RD	STORM SEWER REPLACEMENT SF		750,000	0	0	0	750,000	0
1495	TH 100	2733-85	MN/DOT	AT 70TH ST RAMPS IN EDINA, TRAFFIC SIGNAL REBUILD	0.0	SC	TRAFFIC SIGNAL REVISION SF LF		350,000	0	0	0	175,000	175,000
1496	TH 100	2734-41A	MN/DOT	EXCELSIOR BLVD(CSAH 3) OVER TH 100 IN ST. LOUIS PARK, DEBT MGMT PAYBACK FOR 2004 CONSTRUCTION	0.0	BI	BRIDGE REPAIR SF		1,030,000	0	0	0	1,030,000	0
1497	TH 100	2735-180	MN/DOT	39TH AVE N TO TWIN LAKES, LANDSCAPING	1.0	MC	LANDSCAPING NHS		415,000	332,000	0	0	83,000	0
1498	TH 100	2755-80	MN/DOT	TWIN LAKES TO 50TH AVE N, LANDSCAPING	1.2	MC	LANDSCAPING NHS		260,000	208,000	0	0	52,000	0
1499	TH 101	1009-16	MN/DOT	LYMAN AVE TO TH 5 IN CHANHASSEN, REALIGNMENT & CONSTRUCT TO 4-LANES	0.5	RC	GRADE AND SURFACE SF LF		2,730,000	0	0	0	630,000	2,100,000
1500	TH 120	6227-63	MN/DOT	AT I-694 RAMPS IN OAKDALE, MAHTOMEDI, & WHITE BEAR LAKE, TRAFFIC SIGNAL REBUILD	0.1	SC	TRAFFIC SIGNAL REVISION SF		250,000	0	0	0	250,000	0
1501	TH 149	1916-25	EAGAN	WESCOTT RD TO TH 55 IN EAGAN, RECONSTRUCT TO A 4-LANE DIVIDED HWY, PED/BIKE PATH, TRAFFIC SIGNAL, ETC(\$0.6M OF FY 2007 ACCESS MANAGEMENT FUNDS) MATCH FOR 195-010-07	2.4	RC	GRADE AND SURFACE SF		1,600,000	0	0	0	1,600,000	0
1502	TH 169	2750-57R	MN/DOT	S OF CSAH 81 TO N OF CSAH 109 IN BROOKLYN PARK, CONSTRUCT INTERCHANGE, BRIDGES-RR AGREEMENT	1.3	MC	RAILROAD AGREEMENT NHS		1,000,000	800,000	0	0	200,000	0
1503	TH 212	1013-80	MN/DOT	2.2 MI E OF TH 284 IN COLOGNE TO TH 41 IN CHASKA, BITUMINOUS MILL & OVERLAY	7.4	RS	MILL AND OVERLAY NHS		2,100,000	1,680,000	0	0	420,000	0
1504	TH 212	1017-12AC1	MN/DOT	CARVER CR 147 IN CHASKA TO HENNEPIN CSAH 4 IN EDEN PRAIRIE, DESIGN BUILD CONTRACT FOR 4-LN FREEWAY(BAP PAYBACK)	0.0	MC	GRADE,SURFACE & BRIDGE NHS		60,700,000	60,700,000	0	0	0	0
1505	TH 212	1017-14	MN/DOT	AT TH 41 IN CHASKA, PARK & RIDE LOT(BAP TRANSIT ADVANTAGE PROJECT	0.0	TR	MISCELLANEOUS BF		1,170,000	0	0	0	0	1,170,000
1506	TH 212	1017-15	MN/DOT	AT TH 101 IN CHANHASSEN, PARK & RIDE LOT(BAP TRANSIT ADVANTAGE PROJECT)	0.0	TR	MISCELLANEOUS BF		3,300,000	0	0	0	0	3,300,000
1507	I 394	2789-125	MN/DOT	FROM PENN AVE TO DOWNTOWN MPLS, SIGNING REPLACEMENT	2.0	SC	SIGNING IM		265,000	238,500	0	0	26,500	0

ATP: M  
Fiscal Year: 2007

STIP for FY 2006-2008

Seq #	Route System	Project Number	Agency	Description	Miles	Program	Type of Work	Proposed Funds	Total	FHWA	AC	FTA	TH	Other
1508	I 494	2785-304AC3	MN/DOT	TH 5 IN EDEN PRAIRIE TO 0.1 MI S OF TH 55 IN PLYMOUTH, GRAD, SURF, BRS, ETC, RECONSTRUCTION OF RDWY & ADD 3RD LN EA DIRECTION(BAP PAYBACK)	9.0	MC	GRADE,SURFACE & BRIDGE	IM	11,500,000	11,500,000	0	0	0	0
1509	I 494	2785-328B	MN/DOT	PENN AVE IN RICHFIELD, RECONSTRUCT INTERCHANGE, ETC (DEBT MGMT PAYBACK)	0.0	MC	GRADE,SURFACE & BRIDGE	SF	2,000,000	0	0	0	2,000,000	0
1510	I 494	2785-337	MN/DOT	TH 5 TO TH 169 IN BLOOMINGTON, LANDSCAPING	1.8	RB	LANDSCAPING	NHS	300,000	240,000	0	0	60,000	0
1511	I 494	2785-339	MN/DOT	W BUSH LAKE RD TO E BUSH LAKE RD IN BLOOMINGTON, LANDSCAPING	1.0	RB	LANDSCAPING	NHS	165,000	132,000	0	0	33,000	0
1512	I 494	2785-340	MN/DOT	E BUSH LAKE RD TO TH 100 IN BLOOMINGTON, LANDSCAPING	1.0	RB	LANDSCAPING	NHS	300,000	240,000	0	0	60,000	0
1513	I 494	2785-342	RICHFIELD	LYNDALE AVE OVER I-494 (REPLACE BRIDGE 9076), RIGHT OF WAY & CONSTRUCTION (LOCAL PORTION UNDER 157-363-19)	0.0	AM	BRIDGE REPLACEMENT	SF	5,500,000	0	0	0	5,500,000	0
1514	I 494	2785-346	MN/DOT	34TH AVE TO FRANCE AVE IN BLOOMINGTON, MILL & OVERLAY	5.2	RS	MILL AND OVERLAY	IM	1,700,000	1,530,000	0	0	170,000	0
1515	I 494	8285-80AC4	MN/DOT	TH 61 FROM ST PAUL PARK TO CARVER AVE & ON I-494 FROM LAKE RD TO CONCORD ST, GRADING,SURFACING,BRS, ETC, -WAKOTA BRIDGE PROJECT(AC PAYBACK)	4.0	MC	GRADE,SURFACE & BRIDGE	IM	20,000,000	20,000,000	0	0	0	0
1516	TH 610	2771-33	MN/DOT	HEMLOCK LN TO JEFFERSON HWY IN MAPLE GROVE, RELOCATE GREAT RIVER ENERGY TOWERS & R/W ACQUISITION FOR UTILITY RELOCATION(2004 APPROPRIATIONS ACT)	0.0	MC	RIGHT OF WAY	FFM	4,000,000	3,750,000	0	0	250,000	0
1517	TH 610	2771-37A	MN/DOT	I-94 IN MAPLE GROVE TO CSAH 81 IN BROOKLYN PARK, PRELIMINARY ENGR, RW, & CONSTRUCTION(2005 APPROPRIATIONS ACT)	5.0	MC	GRADE,SURFACE & BRIDGE	FFM	3,750,000	3,000,000	0	0	750,000	0
1518	I 694	8286-61	MN/DOT	ON THE E SIDE FROM 50TH ST TO HEATH AVE IN OAKDALE, CONSTRUCT NOISE WALL	0.3	NO	NOISE ABATEMENT	SF	625,000	0	0	0	625,000	0
1519	I 694	8286-62	MN/DOT	AT TH 36 IN PINE SPRINGS, REPLACE LIGHTING SYSTEM	0.5	SC	LIGHTING	SF	505,000	0	0	0	505,000	0
1520	TH 999	1000-09	MN/DOT	NEAR TH 5/CO RD 18 IN THE CITY OF CHANHASSEN, CONSTRUCT 2 WETLAND MITIGATION SITES	0.0	RW	MISCELLANEOUS	SF	750,000	0	0	0	750,000	0
1521	TH 999	8825-113	MN/DOT	VARIOUS LOCATIONS ON THE I-94/I-494/I-694 RING, REPLACE CROSS-STREET AND RAMP SIGNING	0.0	SC	SIGNING	NHS	1,115,000	892,000	0	0	223,000	0
1522	TH 999	8825-210	MN/DOT	METROWIDE-RELAMP ONE QUADRANT	0.0	SC	LIGHTING	SF	400,000	0	0	0	400,000	0

ATP: M  
Fiscal Year: 2007

STIP for FY 2006-2008

Seq #	Route System	Project Number	Agency	Description	Miles	Program	Type of Work	Proposed Funds	Total	FHWA	AC	FTA	TH	Other
1523	TH 999	8825-212	MN/DOT	METROWIDE-RELOCATE LIGHTING POLES	0.0	SC	LIGHTING	SF	150,000	0	0	0	150,000	0
1524	TH 999	880M-AM-07	MN/DOT	METRO SETASIDE - MUNICIPAL AGREEMENTS - 2007	0.0	AM	MISCELLANEOUS	SF	4,280,000	0	0	0	4,280,000	0
1525	TH 999	880M-BI-07	MN/DOT	METRO SETASIDE - BRIDGE IMPROVEMENT - 2007	0.0	BI	BRIDGE REPAIR	SF	5,400,000	0	0	0	5,400,000	0
1526	TH 999	880M-CA-07	MN/DOT	METRO SETASIDE - CONSULTANT DESIGN -2007	0.0	CA	PLANNING	SF	8,000,000	0	0	0	8,000,000	0
1527	TH 999	880M-ITS-07	MN/DOT	METRO SETASIDE - ITS PROJECTS - 2007	0.0	TM	TRAFFIC MGMT. SYSTEM	ITS	500,000	0	0	0	500,000	0
1528	TH 999	880M-PF-07	MN/DOT	METRO SETASIDE - PRAIRIE TO FOREST - 2007	0.0	RB	LANDSCAPING	SF	40,000	0	0	0	40,000	0
1529	TH 999	880M-RB-07	MN/DOT	METRO SETASIDE - LANDSCAPE PARTNERSHIPS - 2007	0.0	RB	LANDSCAPING	SF	100,000	0	0	0	100,000	0
1530	TH 999	880M-RS-07	MN/DOT	METRO SETASIDE - RESURFACING & RECONDITIONING - 2007	0.0	RS	MILL AND OVERLAY	SF	3,300,000	0	0	0	3,300,000	0
1531	TH 999	880M-RW-07	MN/DOT	METRO SETASIDE - RIGHT OF WAY - 2007(DOES NOT INCLUDE \$7.5M FOR 65/242)	0.0	RW	RIGHT OF WAY	SF	7,300,000	0	0	0	7,300,000	0
1532	TH 999	880M-RX-07	MN/DOT	METRO SETASIDE - ROAD REPAIR - 2007	0.0	RX	ROAD REPAIR	SF	4,600,000	0	0	0	4,600,000	0
1533	TH 999	880M-SA-07	MN/DOT	METRO SETASIDE - SUPPLEMENTAL AGREEMENTS/OVERRUNS - 2007	0.0	SA	SURFACING	SF	16,000,000	0	0	0	16,000,000	0
1534	TH 999	880M-SC-07	MN/DOT	METRO SETASIDE - SAFETY CAPACITY PROJECTS - 2007	0.0	SC	SPOT IMPROVEMENT	SF	1,675,000	0	0	0	1,675,000	0
1535	TH 999	880M-TE-07	MN/DOT	METRO SETASIDE - TRAFFIC ENGINEERING & HYDRAULICS PRESERVATION(LIGHTING,SIGNING, SIGNALS,CULVERTS,ETC) - 2007	0.0	SC	MISCELLANEOUS	SF	1,000,000	0	0	0	1,000,000	0
1536	TH 999	880M-TM-07	MN/DOT	METRO SETASIDE-TRAFFIC MANAGEMENT STATE FURNISHED MATERIALS FOR METRO PROJECTS - 2007	0.0	TM	TRAFFIC MGMT. SYSTEM	SF	625,000	0	0	0	625,000	0
1537	TH 999	880M-TR-07	MN/DOT	METRO SETASIDE - TRANSIT/RIDESHARE - 2007	0.0	TM	MISCELLANEOUS	SF	1,550,000	0	0	0	1,550,000	0
1538	TH 999	TRLF-RW-07	MN/DOT	REPAYMENT IN FY 2007 OF TRLF LOANS USED FOR RIGHT OF WAY PURCHASE ON TH'S 12,100,212, OR 610	0.0	RW	RIGHT OF WAY	SF	3,900,000	0	0	0	3,900,000	0
Summary for Year = 2007 (144 projects)									\$522,168,213	\$273,369,044	\$180,000,000	\$64,147,583	\$132,736,000	\$51,915,586

ATP: M  
Fiscal Year: 2008

STIP for FY 2006-2008

Seq #	Route System	Project Number	Agency	Description	Miles	Program	Type of Work	Proposed Funds	Total	FHWA	AC	FTA	TH	Other
1539	BB	TRF-0009-08	MN/DOT	SECT 5311: CARVER COUNTY TRANSIT OPERATING ASSISTANCE	0.0	OB	OPERATE BUS	FTA	404,458	0	0	85,490	0	318,968
1540	BB	TRF-0051-08	MN/DOT	SECT 5311: SCOTT COUNTY TRANSIT OPERATING ASSISTANCE	0.0	OB	OPERATE BUS	FTA	716,976	0	0	95,790	0	621,186
1541	BB	TRF-3703-08	MN/DOT	SECT 5311: CITY OF HASTINGS TRANSIT OPERATING ASSISTANCE	0.0	OB	OPERATE BUS	FTA	262,959	0	0	41,303	0	221,656
1542	BB	TRF-TCMT-08	MET COUNCIL - MT	SECT 5307: TWIN CITIES MET COUNCIL MT-REPLACEMENT BUSES-ARTICULATED & 40-FOOT	0.0	B9	PURCHASE BUS	FTA	15,000,000	0	0	12,000,000	0	3,000,000
1543	BB	TRF-TCMT-08A	MET COUNCIL - MT	SECT 5307: TWIN CITIES MET COUNCIL MT-ASSOCIATED CAPITAL MAINTENANCE	0.0	B9	BUS GRANT CAPITAL IMPROVEMENT	FTA	2,437,500	0	0	1,950,000	0	487,500
1544	BB	TRF-TCMT-08B	MET COUNCIL - MT	SECT 5307: TWIN CITIES MET COUNCIL MT-PREVENTIVE MAINTENANCE	0.0	B9	BUS GRANT CAPITAL IMPROVEMENT	FTA	12,500,000	0	0	10,000,000	0	2,500,000
1545	BB	TRF-TCMT-08C	MET COUNCIL - MT	SECT 5307: TWIN CITIES MET COUNCIL MT-CAPITAL LEASE-TIRES	0.0	B9	BUS GRANT CAPITAL IMPROVEMENT	FTA	1,250,000	0	0	1,000,000	0	250,000
1546	BB	TRF-TCMT-08D	MET COUNCIL - MT	SECT 5307: TWIN CITIES MET COUNCIL MT-UST UPGRADES & REPLACEMENTS	0.0	B9	BUS GRANT CAPITAL IMPROVEMENT	FTA	2,500,000	0	0	2,000,000	0	500,000
1547	BB	TRF-TCMT-08E	MET COUNCIL - MT	SECT 5307: TWIN CITIES MET COUNCIL MT-CAD/AVL UPDATE	0.0	B9	BUS GRANT CAPITAL IMPROVEMENT	FTA	1,000,000	0	0	800,000	0	200,000
1548	BB	TRF-TCMT-08F	MET COUNCIL - MT	SECT 5307: TWIN CITIES MET COUNCIL MT-TRANSIT INFO CENTER SYSTEM UPDATES	0.0	B9	BUS GRANT CAPITAL IMPROVEMENT	FTA	700,000	0	0	560,000	0	140,000
1549	BB	TRF-TCMT-08G	MET COUNCIL - MTS	SECT 5307: TWIN CITIES MET COUNCIL MTS-METRO MOBILITY CAPITAL COST OF CONTRACTING FOR SERVICES	0.0	B9	BUS GRANT CAPITAL IMPROVEMENT	FTA	6,250,000	0	0	5,000,000	0	1,250,000
1550	BB	TRF-TCMT-08H	MET COUNCIL - MTS	SECT 5307: TWIN CITIES MET COUNCIL MTS-SWMT COP	0.0	B9	BUS GRANT CAPITAL IMPROVEMENT	FTA	625,000	0	0	500,000	0	125,000
1551	BB	TRF-TCMT-08J	MET COUNCIL - MTS	SECT 5307: TWIN CITIES MET COUNCIL MTS-REGIONAL FLEET CAPITAL COST OF CONTRACTING SERVICES	0.0	B9	BUS GRANT CAPITAL IMPROVEMENT	FTA	1,875,000	0	0	1,500,000	0	375,000
1552	BB	TRF-TCMT-08K	MET COUNCIL - MTS	SECT 5307: TWIN CITIES MET COUNCIL MTS-BUS REPLACEMENT	0.0	B9	PURCHASE BUS	FTA	5,000,000	0	0	4,000,000	0	1,000,000

ATP: M  
Fiscal Year: 2008

STIP for FY 2006-2008

Seq #	Route System	Project Number	Agency	Description	Miles	Program	Type of Work	Proposed Funds	Total	FHWA	AC	FTA	TH	Other
1553	BB	TRF-TCMT-08L	MET COUNCIL - MT	SECT 5309: TWIN CITIES MET COUNCIL MT-BUS GROWTH	0.0	B3	PURCHASE BUS	FTA	2,500,000	0	0	2,000,000	0	500,000
1554	BB	TRF-TCMT-08M	MET COUNCIL - MT	SECT 5309: TWIN CITIES MET COUNCIL MT-FORT SNELLING PARK & RIDE EXPANSION	0.0	B3	BUS GRANT CAPITAL IMPROVEMENT	FTA	7,000,000	0	0	5,600,000	0	1,400,000
1555	BB	TRF-TCMT-08N	MET COUNCIL - MT	SECT 5309: TWIN CITIES MET COUNCIL MT-RAIL FACILITIES	0.0	B3	BUS GRANT CAPITAL IMPROVEMENT	FTA	6,000,000	0	0	4,800,000	0	1,200,000
1556	BB	TRF-TCMT-08P	MET COUNCIL - MT	SECT 3037: TWIN CITIES MET COUNCIL MT-JOB ACCESS/REVERSE COMMUTE PROJECTS	0.0	JA	BUS GRANT CAPITAL IMPROVEMENT	FTA	2,000,000	0	0	1,000,000	0	1,000,000
1557	BB	TRS-7068-08A	MN/DOT	HEARTLAND EXPRESS-PURCHASE CLASS 400 BUS	0.0	TR	PURCHASE BUS	STP	59,000	47,200	0	0	0	11,800
1558	CMAQ	CM-1-03	MET COUNCIL - MTS	2008 TWIN CITIES REGIONAL FLEET EXPANSION: PURCHASE 21 TRANSIT BUSES TO EXPAND THE REGIONAL FLEET AND INCREASE TRANSIT SERVICE FOR OPT-OUT TRANSIT PROVIDERS.	0.0	TR	PURCHASE BUS	CMAQ	7,975,000	6,380,000	0	0	0	1,595,000
1559	CMAQ	CM-12-03	MET COUNCIL - MT	NEW EXPRESS COMMUTER SERVICE FROM LK ELMO/WOODBURY TO DOWNTOWN MPLS-PURCHASE 10 HYBRID BUSES FOR I-94 E PARK/RIDE SERVICE EXPANSION	0.0	TR	PURCHASE BUS	CMAQ	6,220,616	4,976,493	0	0	0	1,244,123
1560	CMAQ	CM-14-03	MET COUNCIL - MT	NEW EXPRESS COMMUTER SERVICE FROM BROOKLYN PK TO DOWNTOWN MPLS-PURCHASE 10 HYBRID BUSES FOR NW CORRIDOR/SECTOR 8 SERVICE EXPANSION	0.0	TR	PURCHASE BUS	CMAQ	6,220,616	4,976,493	0	0	0	1,244,123
1561	CMAQ	CM-2-03A	MET COUNCIL	RTDM & COMMUTER ALTERNATIVES PROGRAMS INCLUDING FUNDS FOR METRO COMMUTER SERVICES, THE DOWNTOWN MPLS TMO, THE ST PAUL TMO, THE ST PAUL MIDWAY TMO, AND THE I-494 CORRIDOR COALITION	0.0	TM	PLANNING	CMAQ	3,987,500	3,190,000	0	0	0	797,500
1562	RR	19-00135	MN/DOT	CP@210TH ST W, LAKEVILLE-INSTALL SIGNALS & GATES	0.0	SR	RR X-ING IMPROVEMENTS	RRS	203,000	182,700	0	0	0	20,300
1563	RR	27-00272	MN/DOT	CP@W 111TH ST, BLOOMINGTON-INSTALL SIGNALS & GATES	0.0	SR	RR X-ING IMPROVEMENTS	RRS	203,000	182,700	0	0	0	20,300
1564	RR	62-00194	MN/DOT	MNNR@4TH ST., WHITE BEAR LAKE-UPGRADE CIRCUITRY	0.0	SR	RR X-ING IMPROVEMENTS	RRS	87,000	78,300	0	0	0	8,700
1565	RR	62-00195	MN/DOT	MNNR@8TH ST NW, NEW BRIGHTON-INSTALL SIGNALS & GATES	0.0	SR	RR X-ING IMPROVEMENTS	RRS	203,000	182,700	0	0	0	20,300
1566	RR	62-00197	MN/DOT	UP@WITHAM AVE, ST. PAUL-INSTALL SIGNALS & GATES	0.0	SR	RR X-ING IMPROVEMENTS	RRS	203,000	182,700	0	0	0	20,300

ATP: M  
Fiscal Year: 2008

STIP for FY 2006-2008

Seq #	Route System	Project Number	Agency	Description	Miles	Program	Type of Work	Proposed Funds	Total	FHWA	AC	FTA	TH	Other
1567	RR	62-00198	MN/DOT	MNNR@LONG LAKE RD., ROSEVILLE-INSTALL CANTILEVERS & GATES	0.0	SR	RR X-ING IMPROVEMENTS	RRS	290,000	261,000	0	0	0	29,000
1568	RR	70-00117	MN/DOT	UP@ATWOOD ST, SHAKOPEE-INSTALL SIGNALS	0.0	SR	RR X-ING IMPROVEMENTS	RRS	174,000	156,600	0	0	0	17,400
1569	CSAH 18	02-618-25	ANOKA COUNTY	ON CROSSTOWN BLVD(CSAH 18) AT TH 65 IN HAM LAKE- TURN LANES, CHANNELIZATION, TRAF SIGNAL REV, ETC	0.2	SH	GRADE AND SURFACE	HES	1,160,000	1,044,000	0	0	0	116,000
1570	CSAH 116	02-652-05	ANOKA COUNTY	ON BUNKER LK BLVD(CSAH 116) FROM TH 65 TO RADISSON RD & ON RADISSON RD(CSAH 52) FROM BUNKER LK BLVD TO CSAH 14 IN HAM LAKE AND BLAINE-RECONSTRUCT SEGMENTS FROM 2-LANE RURAL 4-LANE DIVIDED RDWY, TRAIL, ETC	2.6	RC	GRADE AND SURFACE	UG	7,975,000	6,380,000	0	0	0	1,595,000
1571	PED/BIKE	19-090-08	DAKOTA COUNTY	SPRING LAKE PARK RESERVE IN NININGER TO EXISTING TRAILS IN HASTINGS-CONSTRUCT EASTERN SEGMENT OFMISS RIVER REGIONAL TRAIL	3.4	EN	PEDESTRIAN BIKE TRAIL	EN	870,000	696,000	0	0	0	174,000
1572	CSAH 42	19-642-42	DAKOTA COUNTY	ON CSAH 42 FROM CSAH 5 IN BURNSVILLE TO GLENDALE RD IN SAVAGE-RECONSTRUCTION, LANE ADDITION, ACCESS MGMT, ETC	1.5	RC	GRADE AND SURFACE	UG	7,975,000	6,380,000	0	0	0	1,595,000
1573	CSAH 47	19-686-08	DAKOTA COUNTY	ON NORTHFIELD BLVD(CSAH 47) AT 280TH ST(CSAH 86) IN SCIOTA & CASTLE ROCK TWP-INTERSECTION IMPROVEMENTS INCLUDING TURN LANES, SIGHT DISTANCE CORRECTIONS, SHLDS, ETC	0.2	SH	GRADE AND SURFACE	HES	837,778	754,000	0	0	0	83,778
1574	PED/BIKE	27-090-12	HENNEPIN COUNTY	OVER THE MISSISSIPPI RIVER AT 29TH ST IN MPLS- CONSTRUCT PED/BIKE BRIDGE ON INPLACE CP RR BRIDGE & APPROACHES	0.6	BT	PEDESTRIAN BIKE BRIDGE	UG	2,030,000	1,624,000	0	0	0	406,000
1575	CSAH 19	27-090-14	HENNEPIN COUNTY	FROM MAPLE PARK IN MEDINA TO CSAH 11 NEAR LORETTO- CONSTRUCT CSAH 19 MULTI-USE TRAIL(PHASE 2)	1.0	EN	GRADE AND SURFACE	EN	525,596	420,477	0	0	0	105,119
1576	CSAH 19	27-090-15	HENNEPIN COUNTY	FROM CSAH 11 NEAR LORETTO TO TH 55-CONSTRUCT CSAH 19 MULTI-USE TRAIL(PHASE 3)	1.0	EN	PEDESTRIAN BIKE TRAIL	EN	472,236	377,789	0	0	0	94,447
1577	CSAH 3	27-603-43	HENNEPIN COUNTY	EXCELSIOR BLVD(CSAH 3) OVER MINNEHAHA CREEK IN ST. LOUIS PARK-REPLACE BR 90455	0.0	BR	BRIDGE REPLACEMENT	BR	742,400	593,920	0	0	0	148,480
1578	CSAH 22	27-622-03	HENNEPIN COUNTY	LYNDALE AVE(CSAH 22) OVER MINNEHAHA CREEK IN MPLS- REPLACE BR 90444	0.0	BR	BRIDGE REPLACEMENT	BR	1,496,400	1,197,120	0	0	0	299,280
1579	CSAH 35	27-635-26	HENNEPIN COUNTY	PORTLAND AVE(CSAH 35) OVER HCRRA CORRIDOR IN MPLS-REPLACE BR 90494	0.0	BR	BRIDGE REPLACEMENT	BR	1,554,400	1,243,520	0	0	0	310,880
1580	CSAH 152	27-752-18	HENNEPIN COUNTY	CEDAR AVE(CSAH 152) OVER HCRRA CORRIDOR IN MPLS- REPLACE BR 90437	0.0	BR	BRIDGE REPLACEMENT	BR	1,415,200	1,132,160	0	0	0	283,040

ATP: M  
Fiscal Year: 2008

STIP for FY 2006-2008

Seq #	Route System	Project Number	Agency	Description	Miles	Program	Type of Work	Proposed Funds	Total	FHWA	AC	FTA	TH	Other
1581	CSAH 65	62-665-44	RAMSEY COUNTY	WHITE BEAR AVE FROM N OF RADATZ AVE TO N OF CO RD D IN MAPLEWOOD, RECONSTRUCT 4-LANE TO 6-LANES WITH LEFT TURN LN & ADJACENT ST CONNECTIONS	0.7	RC	GRADE AND SURFACE	UG	7,395,000	5,916,000	0	0	0	1,479,000
1582	CSAH 86	70-686-01	SCOTT COUNTY	280TH ST E FROM TH 19 TO TEXAS AVE(CSAH 27) IN NEW MARKET TWP, RECONSTRUCT, TURN LANES, WIDEN AND PAVE SHLDS, ETC	3.2	RC	GRADE AND SURFACE	UG	2,900,000	2,320,000	0	0	0	580,000
1583	PED/BIKE	82-090-01	WASHINGTON COUNTY	ON HARDWOOD CREEK REGIONAL TRAIL IN FOREST LAKE- CONSTRUCT PED/BIKE BRIDGE 82523 OVER CSAH 2 (BROADWAY AVE)	0.0	EN	PEDESTRIAN BIKE BRIDGE	EN	794,600	635,680	0	0	0	158,920
1584	CSAH 13	82-613-22AC	WASHINGTON COUNTY	ON RADIO DR(CSAH 13) FROM S OF PIONEER DR/AFTON RD TO S OF BAILEY RD(CSAH 18)-RECONSTRUCT FROM 2-LANE RURAL RDWY TO 4-LANE DIVIDED RDWY WITH SEPARATED PED/BIKE PATH(AC PAYBACK)	1.9	RC	GRADE AND SURFACE	UG	4,927,680	4,927,680	0	0	0	0
1585	CSAH 18	82-618-11	WASHINGTON COUNTY	ON 40TH ST N(CSAH 18) FROM TH 95 TO CSAH 21 IN AFTON- RECONSTRUCT, ADD SHLDS, ETC	4.3	RC	GRADE AND SURFACE	UG	4,072,760	3,258,208	0	0	0	814,552
1586	CSAH 19	82-619-14	WASHINGTON COUNTY	I-94 S FR RD IN WOODBURY TO LAKE ELMO PARK IN LAKE ELMO, RECONSTRUCT TRAIL ALONG CSAH 19 & CONSTRUCT TRAIL LINK S FR RD TO N FR RD AT I-94	1.3	EN	PEDESTRIAN BIKE TRAIL	EN	261,000	208,800	0	0	0	52,200
1587	CSAH 25	82-625-02	WASHINGTON COUNTY	ON CENTURY AVE(CSAH 25) FROM WOODBINE AVE TO VALLEY CREEK RD(CSAH 16) IN WOODBURY- RECONSTRUCT 2-LANE TO 4-LANE RDWY, PED/BIKE PATH, SIGNALS, ETC	1.3	RC	GRADE AND SURFACE	UG	4,099,150	3,279,320	0	0	0	819,830
1588	PED/BIKE	91-090-39	MPLS PARK/REC BOARD	W SIDE OF MISS RIVER FROM FRANKLIN AVE TO 42ND ST/W RIVER PKWY IN MPLS-RECONSTRUCT WEST RIVER PKWY PED/BIKE TRAIL, SIGNS, LANDSCAPING, ETC	2.8	EN	PEDESTRIAN BIKE TRAIL	EN	1,450,000	1,160,000	0	0	0	290,000
1589	PED/BIKE	92-090-29	MN DNR	OVER CSAH 15(MANNING AVE) IN GRANT-CONSTRUCT GATEWAY TRAIL BRIDGE 82524 & APPROACHES	0.3	EN	GRADE,SURFACE & BRIDGE	EN	1,044,000	835,200	0	0	0	208,800
1590	PED/BIKE	120-090-01	EDINA	ALONG INTERLACHEN BLVD/BLAKE RD FROM VERNON AVE IN EDINA TO SW LRT TRAIL IN HOPKINS-CONSTRUCT OFF-RD PED/BIKE TRAIL	2.5	EN	PEDESTRIAN BIKE TRAIL	EN	1,450,000	1,160,000	0	0	0	290,000
1591	CMAQ	141-030-09	MINNEAPOLIS	NEAR THE UNIVERSITY OF MINNESOTA EAST CAMPUS AREA IN MPLS-ADAPTIVE CONTROL EXPANSION BY PROVIDING SOPHISTICATED SIGNAL OPERATION DURING CONGESTED PERIODS	0.0	AT	TRAFFIC SIGNAL REVISION	CMAQ	2,356,250	1,885,000	0	0	0	471,250
1592	MSAS 164	155-164-11	PLYMOUTH	ON FERNBROOK LN(MSAS 164) FROM 27TH AVE TO TH 55 IN PLYMOUTH - CHANNELIZATION, ADDITIONAL LANES, TRAFFIC SIGNAL, ETC	0.3	SH	GRADE AND SURFACE	HES	1,020,800	918,720	0	0	0	102,080

ATP: M  
Fiscal Year: 2008

STIP for FY 2006-2008

Seq #	Route System	Project Number	Agency	Description	Miles	Program	Type of Work	Proposed Funds	Total	FHWA	AC	FTA	TH	Other
1593	CSAH 10	182-020-22	NEW HOPE	ON BASS LAKE RD(CSAH 10) FROM ZEALAND AVE TO 1700 FT E IN NEW HOPE-RECONSTRUCT, TURN LANES, MEDIAN, PED/BIKE, ETC	0.3	RC	GRADE AND SURFACE	UG	1,793,360	1,434,688	0	0	0	358,672
1594	CSAH 109	189-020-16	MAPLE GROVE	ON WEAVER LK RD(CSAH 109) FROM I-94 TO VINEWOOD LN IN MAPLE GROVE, ECONSTRACT AS 6-LANE DIVIDED RDWY WITH ADJACENT PED/BIKE PATH	0.5	RC	GRADE AND SURFACE	UG	2,088,000	1,670,400	0	0	0	417,600
1595	TH 7	2706-212	MN/DOT	AT AQUILA ST IN ST LOUIS PARK-ACCESS CLOSURE, ACCELERATION LANE, TRAFFIC SIGNAL REVISION, ETC(\$250K-SC,\$50K-TRAF PRES)	0.1	SC	SPOT IMPROVEMENT	SF LF	350,000	0	0	0	300,000	50,000
1596	TH 8	1301-95	MN/DOT	GUNFLINT WAY TO CSAH 21 IN SHAFER-CONSTRUCT FRONTAGE & BACKAGE RDS, CHANNELIZATION, ETC(\$1.8M OF FY 2008 ACCESS MANAGEMENT FUNDS)	0.3	SC	GRADE AND SURFACE	SF	1,800,000	0	0	0	1,800,000	0
1597	TH 10	0215-64	MN/DOT	AT 7TH AVE RAMPS IN ANOKA-REBUILD TRAFFIC SIGNAL	0.0	SC	TRAFFIC SIGNAL REVISION	SF LF	400,000	0	0	0	200,000	200,000
1598	TH 12	2713-83AC2	MN/DOT	CO RD 6 TO WAYZATA BLVD-CONSTRUCT INTERCHANGES, ETC(AC PAYBACK)	5.0	MC	GRADE,SURFACE & BRIDGE	NHS	7,200,000	7,200,000	0	0	0	0
1599	TH 12	2714-139	MN/DOT	0.5 MI W OF WAYZATA BLVD TO 0.5 MI E OF I-494-BITUMINOUS MILL & OVERLAY	3.8	RS	MILL AND OVERLAY	SF	4,685,000	0	0	0	4,685,000	0
1600	TH 21	7002-41	MN/DOT	AT 2ND ST NW IN NEW PRAGUE-REBUILD TRAFFIC SIGNAL	0.0	SC	TRAFFIC SIGNAL REVISION	SF	200,000	0	0	0	200,000	0
1601	I 35	1980-19842	MN/DOT	UNDER CSAH 70 IN LAKEVILLE-REPLACE BR 19842(COST SHARING WITH DAKOTA COUNTY INTERCHANGE PROJECT)	0.0	BI	BRIDGE REPLACEMENT	SF	1,000,000	0	0	0	1,000,000	0
1602	I 35E	1982-136	MN/DOT	FROM NB I35E TO I-494 CD RD IN MENDOTA HEIGHTS & EAGAN-WIDEN & ADD LANE ON EXIT RAMP	0.3	SC	GRADE AND SURFACE	SF	300,000	0	0	0	300,000	0
1603	I 35E	6280-304AC2	MN/DOT	I-35E FROM TH 36 TO CR E & I-694 FROM RICE ST TO TH 61, GRADING, SURFACING, BRS (BAP PAYBACK)	3.8	MC	GRADE,SURFACE & BRIDGE	IM	42,600,000	42,600,000	0	0	0	0
1604	I 35E	8825-207	MN/DOT	ON I-35E FROM I-694 TO N JCT I-35/I-35W-REPLACE SIGNS	13.4	SC	SIGNING	SF	265,000	0	0	0	265,000	0
1605	I 35E	8825-209	MN/DOT	AT CSAH 96 IN WHITE BEAR LAKE, AT CR J & AT CSAH 14 IN LINO LAKES-REPLACE INTERCHANGE LIGHTING	6.0	SC	LIGHTING	SF	210,000	0	0	0	210,000	0
1606	I 35W	1981-102	MN/DOT	FROM BURNSVILLE PKWY TO CSAH 42 IN BURNSVILLE-ELIMINATE SB LANE DROP & EXTEND SB LANE	1.4	SC	GRADE AND SURFACE	SF	1,000,000	0	0	0	1,000,000	0
1607	I 35W	2782-281AC1	MN/DOT	66TH ST IN RICHFIELD TO MINNEHAHA CREEK IN MINNEAPOLIS-GRADING, SURFACING, BRS, ETC & HOV LANE(AC PAYBACK)	2.7	MC	GRADE,SURFACE & BRIDGE	IM	60,000,000	60,000,000	0	0	0	0

ATP: M  
Fiscal Year: 2008

STIP for FY 2006-2008

Seq #	Route System	Project Number	Agency	Description	Miles	Program	Type of Work	Proposed Funds	Total	FHWA	AC	FTA	TH	Other
1608	I 35W	2782-290	MN/DOT	AT W 94TH ST RAMPS IN BLOOMINGTON-REBUILD TRAFFIC SIGNAL	0.0	SC	TRAFFIC SIGNAL REVISION	SF LF	400,000	0	0	0	200,000	200,000
1609	I 35W	2783-107	MN/DOT	MISSISSIPPI RIVER BR 9340 TO STINSON BLVD IN MPLS-BITUMINOUS OVERLAY, LIGHTING, GUARDRAIL, ETC	2.0	RS	BITUMINOUS OVERLAY	SF	4,265,000	0	0	0	4,265,000	0
1610	I 35W	2783-9340E	MN/DOT	OVER MISSISSIPPI RIVER IN MPLS-REPLACE OVERLAY, JOINTS, REPAIR ANTI-ICING, ETC ON BR 9340	0.4	BI	BRIDGE REPAIR	SF	3,000,000	0	0	0	3,000,000	0
1611	I 35W	6284-136	MN/DOT	INDUSTRIAL BLVD IN MPLS TO I-694 IN NEW BRIGHTON & ARDEN HILLS-REPLACE SIGNS	5.3	SC	SIGNING	SF	575,000	0	0	0	575,000	0
1612	TH 36	6212-148RW	MN/DOT	OVER LEXINGTON AVE IN ROSEVILLE-RIGHT OF WAY NECESSARY FOR REPLACING BR 5723 & RECONSTRUCTING INTERCHANGE	0.0	RW	RIGHT OF WAY	SF	2,000,000	0	0	0	2,000,000	0
1613	TH 36	8214-9115	MN/DOT	EB TH 36 OVER TH 95, REPLACE BR 9115	0.0	BR	BRIDGE REPLACEMENT	BR	2,000,000	1,600,000	0	0	400,000	0
1614	TH 47	0205-86	MN/DOT	ON THE E SIDE FROM 73RD AVE NE TO OSBORNE RD NE IN FRIDLEY-CONSTRUCT NOISE WALL	0.5	NO	NOISE ABATEMENT	SF	900,000	0	0	0	900,000	0
1615	TH 52	1905-9425A	MN/DOT	OVER CANNON RIVER, UNDER CSAH 88, AND OVER VERMILLION RIVER IN DAKOTA CO-REPAIR BRS 9425, 9426, 19033; REPAIR & PAINT BR 9488	11.2	BI	BRIDGE REPAIR	SF	2,360,000	0	0	0	2,360,000	0
1616	TH 52	1907-68	MN/DOT	FROM INVER GROVE TRAIL TO CLARK RD IN INVER GROVE HTS-CONSTRUCT FRONTAGE RD, ACCESS MGMT, ETC(\$950,000 OF FY 2007 ACCESS MANAGEMENT FUNDS & \$100,000 OF SC FUNDS INCLUDED)	0.4	SH	GRADE AND SURFACE	HES	2,575,000	1,044,000	0	0	1,531,000	0
1617	TH 52	1908-73	MN/DOT	LOTHENBACH AVE IN W ST PAUL, REBUILD TRAFFIC SIGNAL	0.0	SC	TRAFFIC SIGNAL REVISION	SF LF	200,000	0	0	0	100,000	100,000
1618	TH 55	2722-72	MN/DOT	EB FROM CSAH 116 IN MEDINA TO OLD ROCKFORD RD IN PLYMOUTH & WB FROM CSAH 116 IN MEDINA TO FERNBROOK IN PLYMOUTH-BITUMINOUS MILL & OVERLAY	4.8	RS	MILL AND OVERLAY	SF	1,935,000	0	0	0	1,935,000	0
1619	TH 61	1913-61	MN/DOT	TH 61(VERMILLION ST) HISTORIC RETAINING WALL REHAB IN HASTINGS-REPAIR & REBUILD 0.27 MI OF WALL ALONG TH 61	0.3	EN	HISTORIC PRESERVATION	EN	266,800	213,440	0	0	53,360	0
1620	TH 61	6222-154	MN/DOT	AT FROST AVE/PARKWAY DRIVE IN MAPLEWOOD-REBUILD TRAFFIC SIGNAL	0.0	SC	TRAFFIC SIGNAL REVISION	SF LF	250,000	0	0	0	125,000	125,000
1621	TH 61	8207-57	MN/DOT	0.5 MI S OF N JCT TH 97 TO TH 8 IN FOREST LAKE-BITUMINOUS MILL & OVERLAY, ETC	2.9	RS	MILL AND OVERLAY	SF	2,050,000	0	0	0	2,050,000	0
1622	TH 65	0207-80	MN/DOT	OSBORNE RD IN SPRING LAKE PARK, REBUILD TRAFFIC SIGNAL	0.0	SC	TRAFFIC SIGNAL REVISION	SF LF	260,000	0	0	0	130,000	130,000

ATP: M  
Fiscal Year: 2008

STIP for FY 2006-2008

Seq #	Route System	Project Number	Agency	Description	Miles	Program	Type of Work	Proposed Funds	Total	FHWA	AC	FTA	TH	Other
1623	TH 65	0208-125	MN/DOT	FROM BUNKER LAKE BLVD TO ISANT-ANOKA CO LINE IN BLAINE, HAM LAKE, & EAST BETHEL-SIGNING REPLACEMENT	13.5	SC	SIGNING	STP	495,000	396,000	0	0	99,000	0
1624	I 94	2781-27715	MN/DOT	UNDER LYNDALE AVE NB, 4TH ST RAMP, 7TH ST N, & PLYMOUTH AVE IN MPLS-PAINT BRS 27715, 27781, 27782, & 27796	0.4	BI	PAINT BRIDGE	SF	4,000,000	0	0	0	4,000,000	0
1625	TH 95	8208-32	MN/DOT	CSAH 18(BAILEY RD) IN WOODBURY/AFTON TO TH 61 IN COTTAGE GROVE/DENMARK TWP-BITUMINOUS MILL & OVERLAY	7.3	RS	MILL AND OVERLAY	SF	2,830,000	0	0	0	2,830,000	0
1626	TH 97	8201-15	MN/DOT	I-35 IN COLUMBUS TWP TO TH 95 IN NEW SCANDIA TWP-BITUMINOUS MILL & OVERLAY	13.2	RS	MILL AND OVERLAY	SF	3,085,000	0	0	0	3,085,000	0
1627	TH 169	2750-57	MN/DOT	S OF CSAH 81 TO N OF CSAH 109 IN BROOKLYN PARK, CONSTRUCT INTERCHANGE, BRIDGES 27R18, 27R19, 27R20, 27R21, 27R22, 27R23, 27R24, 27X08, PARK/RIDE, ETC(AC PROJECT-PAYBACK IN 2009 & 2010)	1.3	MC	GRADE,SURFACE & BRIDGE	NHS LF	15,864,000	0	27,456,000	0	6,864,000	9,000,000
1628	TH 169	2750-57UG	MN/DOT	S OF CSAH 81 TO N OF CSAH 109 IN BROOKLYN PARK, CONSTRUCT INTERCHANGE, BRIDGES 27R18, 27R19, 27R20, 27R21, 27R22, 27R23, 27R24, 27X08, PARK/RIDE, ETC(URBAN GUARANTEE PORTION-AC PROJECT-PAYBACK IN 2009)	1.3	MC	GRADE,SURFACE & BRIDGE	UG	1,500,000	0	6,000,000	0	1,500,000	0
1629	TH 212	1017-12AC2	MN/DOT	CARVER CR 147 IN CHASKA TO HENNEPIN CSAH 4 IN EDEN PRAIRIE, DESIGN BUILD CONTRACT FOR 4-LN FREEWAY(BAP PAYBACK)	0.0	MC	GRADE,SURFACE & BRIDGE	NHS	51,845,000	51,845,000	0	0	0	0
1630	TH 212	2744-59	MN/DOT	AT SINGLE TREE LANE IN EDEN PRAIRIE-REBUILD TRAFFIC SIGNAL	0.0	SC	TRAFFIC SIGNAL REVISION	SF LF	200,000	0	0	0	100,000	100,000
1631	I 494	8285-80AC5	MN/DOT	ON TH 61 FROM ST PAUL PARK TO CARVER AVE & ON I-494 FROM LAKE RD TO CONCORD ST-GRADING,SURFACING,BRS, ETC -WAKOTA BRIDGE PROJECT(AC PAYBACK)	4.0	MC	GRADE,SURFACE & BRIDGE	IM	20,000,000	20,000,000	0	0	0	0
1632	I 694	6285-130	MN/DOT	ON COUNTY DR FROM RICE ST TO TWIN LAKES BLVD IN LITTLE CANADA-GRADING, SURFACING, BR OVER I-694, ETC(\$1.31M OF FY 2007 ACCESS MANAGEMENT FUNDS)	0.3	RC	GRADE,SURFACE & BRIDGE	SF	2,500,000	0	0	0	2,500,000	0
1633	I 694	8286-60	MN/DOT	ON THE E SIDE FROM 44TH ST N TO 46TH ST N IN OAKDALE- CONSTRUCT NOISE WALL	0.2	NO	NOISE ABATEMENT	SF	600,000	0	0	0	600,000	0
1634	TH 999	2700-46	MN/DOT	NE QUADRANT OF CR 92 & CR 11 IN INDEPENDENCE- CONSTRUCT WETLAND	0.0	RW	MISCELLANEOUS	SF	215,000	0	0	0	215,000	0
1635	TH 999	8825-208	MN/DOT	VARIOUS LOCATIONS METROWIDE-UPDATE SIGNAL STANDARDS	0.0	SC	TRAFFIC SIGNAL REVISION	SF	100,000	0	0	0	100,000	0

ATP: M  
Fiscal Year: 2008

STIP for FY 2006-2008

Seq #	Route System	Project Number	Agency	Description	Miles	Program	Type of Work	Proposed Funds	Total	FHWA	AC	FTA	TH	Other
1636	TH 999	8825-211	MN/DOT	METROWIDE-RELAMP IN ONE QUADRANT	0.0	SC	LIGHTING	SF	400,000	0	0	0	400,000	0
1637	TH 999	880M-ACM-08	MN/DOT	METRO SETASIDE FOR ACCESS MANAGEMENT PROJECTS FOR FY 2008	0.0	SC	SPOT IMPROVEMENT	SF	2,200,000	0	0	0	2,200,000	0
1638	TH 999	880M-AM-08	MN/DOT	METRO SETASIDE FOR MUNICIPAL AGREEMENT PROJECTS FOR FY 2008	0.0	AM	MISCELLANEOUS	SF	4,000,000	0	0	0	4,000,000	0
1639	TH 999	880M-BI-08	MN/DOT	METRO SETASIDE FOR BRIDGE IMPROVEMENT PROJECTS FOR FY 2008	0.0	BI	BRIDGE REPAIR	SF	2,000,000	0	0	0	2,000,000	0
1640	TH 999	880M-CA-08	MN/DOT	METRO SETASIDE -CONSULTANT DESIGN -2008	0.0	CA	PLANNING	SF	8,000,000	0	0	0	8,000,000	0
1641	TH 999	880M-ITS-08	MN/DOT	METRO SETASIDE FOR ITS PROJECT FOR FY 2008	0.0	TM	TRAFFIC MGMT. SYSTEM	ITS	500,000	0	0	0	500,000	0
1642	TH 999	880M-PF-08	MN/DOT	METRO SETASIDE FOR PRAIRIE TO FOREST FOR FY 2008	0.0	RB	LANDSCAPING	SF	40,000	0	0	0	40,000	0
1643	TH 999	880M-RB-08	MN/DOT	METRO SETASIDE FOR LANDSCAPE PARTNERSHIPS FOR FY 2008	0.0	RB	LANDSCAPING	SF	100,000	0	0	0	100,000	0
1644	TH 999	880M-RS-08	MN/DOT	METRO SETASIDE FOR RESURFACING & RECONDITIONING PROJECTS FOR FY 2008	0.0	RS	MILL AND OVERLAY	SF	13,400,000	0	0	0	13,400,000	0
1645	TH 999	880M-RW-08	MN/DOT	METRO SETASIDE FOR RIGHT OF WAY FOR FY 2008	0.0	RW	RIGHT OF WAY	SF	11,900,000	0	0	0	11,900,000	0
1646	TH 999	880M-RX-08	MN/DOT	METRO SETASIDE FOR ROAD REPAIR FOR FY 2008	0.0	RX	ROAD REPAIR	SF	4,600,000	0	0	0	4,600,000	0
1647	TH 999	880M-SA-08	MN/DOT	METRO SETASIDE FOR SUPPLEMENTAL AGREEMENTS/OVERRUNS FOR FY 2008	0.0	SA	SURFACING	SF	16,000,000	0	0	0	16,000,000	0
1648	TH 999	880M-SC-08	MN/DOT	METRO SETASIDE FOR SAFETY CAPACITY PROJECTS FOR FY 2008	0.0	SC	SPOT IMPROVEMENT	SF	640,000	0	0	0	640,000	0
1649	TH 999	880M-TE-08	MN/DOT	METRO SETASIDE FOR TRAFFIC ENGINEERING & HYDRAULICS PRESERVATION(\$100K FOR SIGNALS, \$300K FOR GUARDRAIL, \$500K FOR HYDRAULICS)	0.0	SC	MISCELLANEOUS	SF	900,000	0	0	0	900,000	0
1650	TH 999	880M-TM-08	MN/DOT	METRO SETASIDE-TRAFFIC MANAGEMENT STATE FURNISHED MATERIALS FOR METRO PROJECTS IN FY 2008	0.0	TM	TRAFFIC MGMT. SYSTEM	SF	175,000	0	0	0	175,000	0
1651	TH 999	880M-TR-08	MN/DOT	METRO SETASIDE FOR TRANSIT/RIDESHARE FOR FY 2008	0.0	TM	MISCELLANEOUS	SF	2,000,000	0	0	0	2,000,000	0
1652	TH 999	TRLF-RW-08	MN/DOT	REPAYMENT IN FY 2008 OF TRLF LOANS USED FOR RIGHT OF WAY PURCHASE ON TH'S 12,100,212, OR 610	0.0	RW	RIGHT OF WAY	SF	3,900,000	0	0	0	3,900,000	0

ATP: M

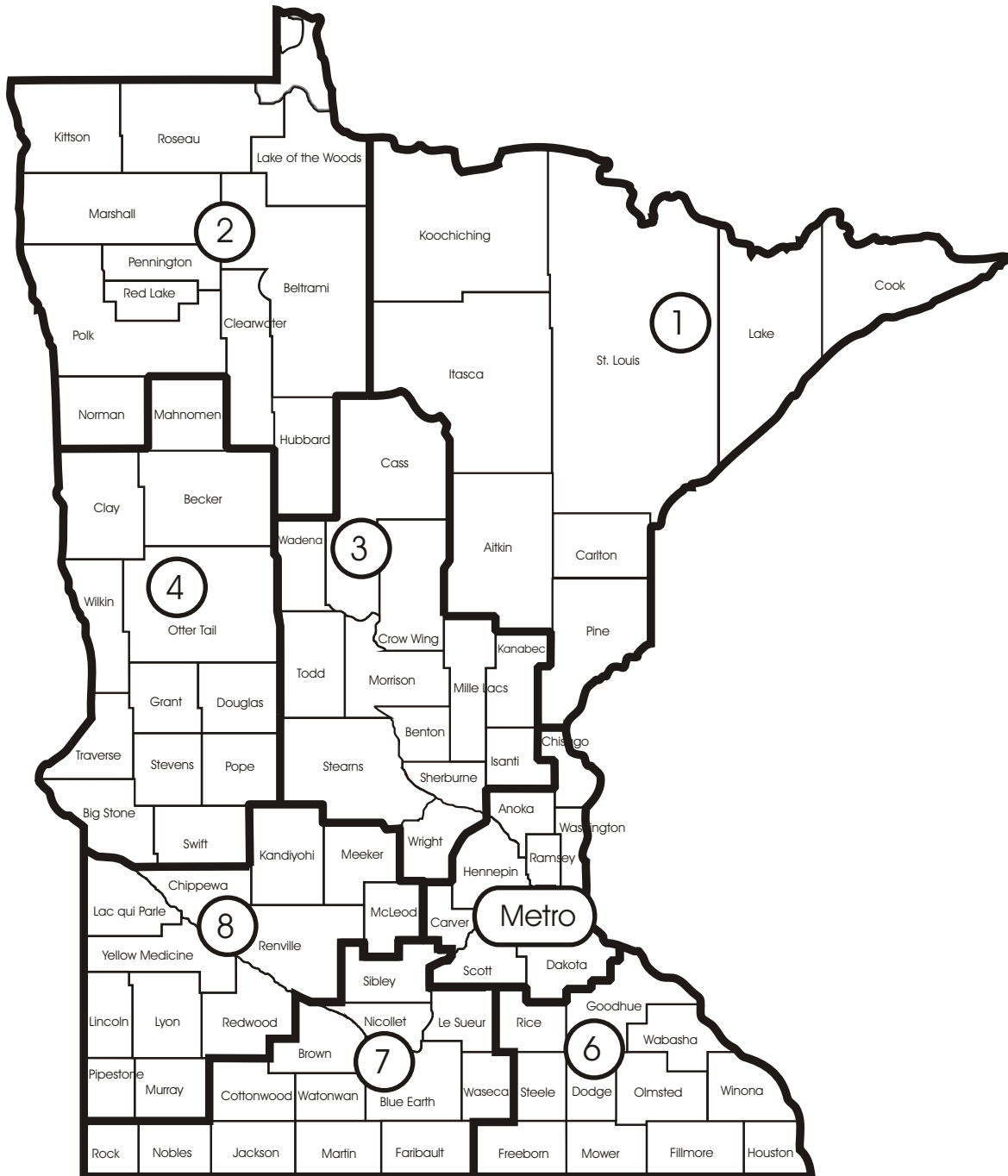
Fiscal Year: 2008

STIP for FY 2006-2008

Seq #	Route	Project Number	Agency	Description	Miles	Program	Type of Work	Proposed	Total	FHWA	AC	FTA	TH	Other
	System							Funds						
Summary for Year = 2008 (114 projects)									\$473,590,035	\$257,148,008	\$33,456,000	\$52,932,583	\$122,232,360	\$41,277,084



# STATEWIDE RESERVES



## DISTRICT C

For Information Contact the  
Office of Investment Management  
395 John Ireland Blvd  
MS 440  
Saint Paul, MN 55155-1899  
(651) 296-8475  
FAX: (651) 296-3019

ATP: C  
Fiscal Year: 2006

STIP for FY 2006-2008

Seq #	Route System	Project Number	Agency	Description	Miles	Program	Type of Work	Proposed Funds	Total	FHWA	AC	FTA	TH	Other
1653	REC TRAIL	0001-05-2A	HILL CITY	HAYPOINT JACKPINE TRAIL EQUIPMENT PURCHASE		RT	RECREATIONAL TRAIL	RT	37,000	0	0	0	0	37,000
1654	REC TRAIL	0003-05-1D	CROW WING COUNTY	EMILY-OUTING SNOWBIRD TRAIL EQUIPMENT PURCHASE		RT	RECREATIONAL TRAIL	RT	6,000	0	0	0	0	6,000
1655	REC TRAIL	0004-05-1B	OTTER TAIL COUNTY	OTER COUNTY TRAIL ASSOCIATION TRAIL EQUIPMENT PURCHASE		RT	RECREATIONAL TRAIL	RT	64,000	0	0	0	0	64,000
1656	REC TRAIL	0008-05-1A	NORMAN COUNTY	AGASSIZ RECREATIONAL TRAIL BRIDGE		RT	RECREATIONAL TRAIL	RT	95,000	0	0	0	0	95,000
1657	REC TRAIL	0009-05-2A	ITASCA COUNTY	NORTHERN LIGHTS SKI CLUB TRAIL EQUIPMENT PURCHASE		RT	RECREATIONAL TRAIL	RT	30,000	0	0	0	0	30,000
1658	REC TRAIL	0010-05-1D	CROW WING COUNTY	EMILY-OUTING SNOWBIRD TRAIL EQUIPMENT PURCHASE		RT	RECREATIONAL TRAIL	RT	70,500	0	0	0	0	70,500
1659	REC TRAIL	0011-05-1D	CROW WING COUNTY	EMILY-OUTING SNOWBIRD TRAIL EQUIPMENT PURCHASE		RT	RECREATIONAL TRAIL	RT	8,500	0	0	0	0	8,500
1660	REC TRAIL	0012-05-3B	THREE RIVERS PARK DISTRICT	MURPHY-HANREHAN MOUNTAIN BIKE TRAILS		RT	RECREATIONAL TRAIL	RT	77,000	0	0	0	0	77,000
1661	REC TRAIL	0014-05-4D	GOODHUE COUNTY	KENYON SNOWDRIFTERS TRAIL EQUIPMENT PURCHASE		RT	RECREATIONAL TRAIL	RT	6,500	0	0	0	0	6,500
1662	REC TRAIL	0016-05-1B	MN DNR	CENTRAL LAKES TRAIL MAINTENANCE		RT	RECREATIONAL TRAIL	RT	30,250	0	0	0	0	30,250
1663	REC TRAIL	0017-05-4D	MN DNR	DOUGLAS STATE TRAIL REHABILITATION		RT	RECREATIONAL TRAIL	RT	70,000	0	0	0	0	70,000
1664	REC TRAIL	0019-05-2D	WILLOW RIVER	NORTHERN PINE RIDERS TRAIL EQUIPMENT PURCHASE		RT	RECREATIONAL TRAIL	RT	21,000	0	0	0	0	21,000
1665	REC TRAIL	0021-05-3A	HENNEPIN COUNTY	MIDTOWN GREENWAY ADA RAMP ACCESS		RT	RECREATIONAL TRAIL	RT	50,000	0	0	0	0	50,000
1666	REC TRAIL	0022-05-S	MN DNR	STATE PARK SKI GROOMING EQUIPMENT PURCHASE		RT	RECREATIONAL TRAIL	RT	48,000	0	0	0	0	48,000
1667	REC TRAIL	0029-05-3B	MN DNR	GATEWAY STATE TRAIL - CSAH 12 CROSSING		RT	RECREATIONAL TRAIL	RT	95,000	0	0	0	0	95,000
1668	REC TRAIL	0031-05-1A	MN DNR	NORTH COUNTRY TRAIL DEVELOPMENT		RT	RECREATIONAL TRAIL	RT	5,000	0	0	0	0	5,000

ATP: C  
Fiscal Year: 2006

STIP for FY 2006-2008

Seq #	Route System	Project Number	Agency	Description	Miles	Program	Type of Work	Proposed Funds	Total	FHWA	AC	FTA	TH	Other
1669	REC TRAIL	0032-05-S	MN DNR	TRAIL AND CAMPGROUND MAINTENANCE FUND		RT	RECREATIONAL TRAIL	RT	10,000	0	0	0	0	10,000
1670	REC TRAIL	0035-05-3B	SHAKOPEE	QUARRY LAKE PARK TRAIL DEVELOPMENT		RT	RECREATIONAL TRAIL	RT	92,000	0	0	0	0	92,000
1671	REC TRAIL	0037-05-3C	MN DNR	GLACIAL LAKES STATE TRAIL BRIDGES		RT	RECREATIONAL TRAIL	RT	100,000	0	0	0	0	100,000
1672	REC TRAIL	0038-05-1A	NORMAN COUNTY	AGASSIZ RECREATIONAL TRAIL EXPANSION		RT	RECREATIONAL TRAIL	RT	48,000	0	0	0	0	48,000
1673	REC TRAIL	0040-05-2C	MN DNR	SUPERIOR HIKING TRAIL MAINTENANCE		RT	RECREATIONAL TRAIL	RT	20,000	0	0	0	0	20,000
1674	REC TRAIL	0041-05-1A	MN DNR	HEARTLAND AND PAUL BUNYAN STATE TRAIL MAINTENANCE		RT	RECREATIONAL TRAIL	RT	15,000	0	0	0	0	15,000
1675	REC TRAIL	0043-05-3B	SHAKOPEE	MINNESOTA VALLEY TRAIL REHABILITATION AND TRAILHEAD		RT	RECREATIONAL TRAIL	RT	92,000	0	0	0	0	92,000
1676	REC TRAIL	0046-05-2A	AITKIN COUNTY	MILLE LACS TRAILS INC TRAIL EQUIPMENT PURCHASE		RT	RECREATIONAL TRAIL	RT	72,000	0	0	0	0	72,000
1677	REC TRAIL	RT-05-ADM	MN DNR	SETASIDE FOR RECREATIONAL TRAILS - ADMINISTRATION AND EDUCATION	0.0	RT	RECREATIONAL TRAIL	RT	164,591	0	0	0	0	164,591
1678	LOCAL 999	88-030-20	MN/DOT	FRACTURE CRITICAL BRIDGE INSPECTIONS	0.0	BI	MISCELLANEOUS	BR	250,000	250,000	0	0	0	0
1679	TH 20	1903-06C	MN/DOT	N OF TH 19 TO TH 50, MILL & BIT OVERLAY(THIS PORTION OF PROJECT FUNDED BY DIST C) (ELLA)	6.9	PM	MILL AND OVERLAY SF		575,000	0	0	0	575,000	0
1680	TH 999	8816-339	MN/DOT	WEIGH IN MOTION SITE INSTALLATION	0.0	RX	WEIGH STATION	SF	300,000	0	0	0	300,000	0
1681	TH 999	8816-340	MN/DOT	MOBILE ENFORCEMENT - PURCHASE SCALES	0.0	RX	WEIGH STATION	SF	180,000	0	0	0	180,000	0
1682	TH 999	8816-509	MN/DOT	LOCAL TECHNICAL ASSISTANCE PROGRAM - 2006	0.0	PL	PLANNING	FFM	280,000	140,000	0	0	0	140,000
1683	TH 999	8816-752	MN/DOT	RED DYED FUEL TAX EVASION ENFORCEMENT	0.0	TM	PLANNING	STP	110,000	110,000	0	0	0	0
1684	TH 999	880C-ACC-06	MN/DOT	MAC CONVERSION (AC PAYBACK)	0.0	NA	MISCELLANEOUS	FFM	0	0	0	0	0	0
1685	TH 999	880C-BIKE-05	MN/DOT	STATEWIDE BIKE COORDINATOR(\$80,00 FOR 2005/2006)	0.0	PL	PLANNING	STP	40,000	40,000	0	0	0	0
1686	TH 999	880C-CA-06	MN/DOT	ADVANCE DESIGN PROJECTS	0.0	NA	MISCELLANEOUS	SF	10,000,000	0	0	0	10,000,000	0

ATP: C  
Fiscal Year: 2006

STIP for FY 2006-2008

Seq #	Route System	Project Number	Agency	Description	Miles	Program	Type of Work	Proposed Funds	Total	FHWA	AC	FTA	TH	Other
1687	TH 999	880C-CB-06	MN/DOT	COMP HIGHWAY SAFETY PLAN - MN/DOT CABLE MEDIAN BARRIER PROJECTS	0.0	SH	MEDIAN BARRIER	HES	1,500,000	1,500,000	0	0	0	0
1688	TH 999	880C-DBE-06	MN/DOT	DISADVANTAGED BUSINESS ENTERPRISE (DBE) SUPPORT SERVICES	0.0	PL	PLANNING	FFM	119,600	119,600	0	0	0	0
1689	TH 999	880C-EC-06	MN/DOT	ANALOG TO DIGITAL MICROWAVE CONVERSION	0.0	RW	MISCELLANEOUS	SF	3,600,000	0	0	0	3,600,000	0
1690	TH 999	880C-HP-06	MN/DOT	HISTORIC ROADSIDE LANDSCAPE INVESTIGATIONS (880C-HP-02)	0.0	EN	HISTORIC PRESERVATION	EN	94,640	75,712	0	0	18,928	0
1691	TH 999	880C-HS-06	MN/DOT	COMP HIGHWAY SAFETY PLAN - HIGHWAY SAFETY PROJECTS (OTHER FUNDS = MN/DOT SHARE OF SECTION 164)	0.0	SH	STRIPING	SF	6,800,000	0	0	0	0	6,800,000
1692	TH 999	880C-ITI-06	MN/DOT	ITS INSTITUTE - RESEARCH		TM	MISCELLANEOUS	SF	200,000	0	0	0	200,000	0
1693	TH 999	880C-ITR-06	MN/DOT	NEW ITS RESEARCH PROJECTS - 2006	0.0	TM	MISCELLANEOUS	ITS STP	560,790	430,790	0	0	130,000	0
1694	TH 999	880C-ITR-CO	MN/DOT	ITS RESEARCH PROJECTS - CARRY OVER	0.0	TM	MISCELLANEOUS	ITS STP	160,000	128,000	0	0	32,000	0
1695	TH 999	880C-ITS-CO	MN/DOT	ITS DEPLOYMENT PROJECTS - CARRY OVER	0.0	TM	TRAFFIC MGMT. SYSTEM	ITS STP	10,152,000	8,801,000	0	0	0	1,351,000
1696	TH 999	880C-OJT-06	MN/DOT	EQUAL EMPLOYMENT OPPORTUNITY (EEO) SUPPORT SERVICES - MATCHING GRANT	0.0	PL	PLANNING	STP	156,250	125,000	0	0	0	31,250
1697	TH 999	880C-PED-05	MN/DOT	STATEWIDE PEDESTRIAN COORDINATOR (\$80,000 FOR 2005/2006)	0.0	PL	PLANNING	STP	40,000	40,000	0	0	0	0
1698	TH 999	880C-RDS-06	MN/DOT	EQUAL EMPLOYMENT OPPORTUNITY (EEO) SUPPORT SERVICES	0.0	PL	PLANNING	FFM	200,000	200,000	0	0	0	0
1699	TH 999	880C-RES-06	MN/DOT	MN/DOT RESEARCH PROJECTS -2006	0.0	PL	PLANNING	SF	3,038,000	0	0	0	3,038,000	0
1700	TH 999	880C-RIDE-06	MN/DOT	MINNESOTA RIDESHARE(\$160,000 for 06/07)	0.0	PL	PLANNING	STP	80,000	80,000	0	0	0	0
1701	TH 999	880C-RW-06	MN/DOT	RIGHT OF WAY INCIDENTALS - 2006	0.0	RW	RIGHT OF WAY	SF	1,500,000	0	0	0	1,500,000	0
1702	TH 999	880C-WB-06	MN/DOT	WETLAND BANKING AGREEMENTS	0.0	RW	WETLAND MITIGATION	SF	1,000,000	0	0	0	1,000,000	0
Summary for Year = 2006 (50 projects)									\$42,263,621	\$12,040,102	\$0	\$0	\$20,573,928	\$9,649,591

ATP: C  
Fiscal Year: 2007

STIP for FY 2006-2008

Seq #	Route System	Project Number	Agency	Description	Miles	Program	Type of Work	Proposed Funds	Total	FHWA	AC	FTA	TH	Other
1703	LOCAL 999	88-030-21	MN/DOT	FRACTURE CRITICAL BRIDGE INSPECTIONS	0.0	BI	MISCELLANEOUS	BR	250,000	250,000	0	0	0	0
1704	TH 999	8816-341	MN/DOT	WEIGH IN MOTION SITE INSTALLATION	0.0	RX	WEIGH STATION	SF	200,000	0	0	0	200,000	0
1705	TH 999	8816-657	MN/DOT	LOCAL TECHNICAL ASSISTANCE PROGRAM - 2007	0.0	PL	PLANNING	FFM	280,000	140,000	0	0	0	140,000
1706	TH 999	8816-752CO	MN/DOT	RED DYED FUEL TAX EVASION ENFORCEMENT (CARRYOVER)	0.0	TM	PLANNING	STP	110,000	110,000	0	0	0	0
1707	TH 999	880C-ACC-07	MN/DOT	MAC CONVERSION (AC PAYBACK)	0.0	NA	MISCELLANEOUS	FFM	0	0	0	0	0	0
1708	TH 999	880C-BIKE-07	MN/DOT	STATEWIDE BIKE COORDINATOR(\$80,00 FOR 2007/2008)	0.0	PL	PLANNING	STP	40,000	40,000	0	0	0	0
1709	TH 999	880C-CA-07	MN/DOT	ADVANCE DESIGN PROJECTS	0.0	NA	MISCELLANEOUS	SF	10,000,000	0	0	0	10,000,000	0
1710	TH 999	880C-CB-07	MN/DOT	COMP HIGHWAY SAFETY PLAN - MN/DOT CABLE MEDIAN BARRIER PROJECTS	0.0	SH	MEDIAN BARRIER	HES	1,500,000	1,500,000	0	0	0	0
1711	TH 999	880C-DBE-07	MN/DOT	DISADVANTAGED BUSINESS ENTERPRISE (DBE) SUPPORT SERVICES	0.0	PL	PLANNING	FFM	119,600	119,600	0	0	0	0
1712	TH 999	880C-EC-07	MN/DOT	ANALOG TO DIGITAL MICROWAVE CONVERSION	0.0	RW	MISCELLANEOUS	SF	3,600,000	0	0	0	3,600,000	0
1713	TH 999	880C-HS-07	MN/DOT	COMP HIGHWAY SAFETY PLAN - HIGHWAY SAFETY PROJECTS (OTHER FUNDS = MN/DOT SHARE OF SECTION 164 & LOCAL MATCH)	0.0	SH	STRIPING	SF	5,000,000	0	0	0	0	5,000,000
1714	TH 999	880C-ITI-06	MN/DOT	ITS INSTITUTE - RESEARCH		TM	MISCELLANEOUS	SF	200,000	0	0	0	200,000	0
1715	TH 999	880C-MRD-07	MN/DOT	MN ROAD - RECONSTRUCT/REHAB OF 16 CELLS	0.0	RD	MISCELLANEOUS	SF	5,000,000	0	0	0	0	5,000,000
1716	TH 999	880C-PED-07	MN/DOT	STATEWIDE PEDESTRIAN COORDINATOR (\$80,000 FOR 2007/2008)	0.0	PL	PLANNING	STP	40,000	40,000	0	0	0	0
1717	TH 999	880C-RDS-07	MN/DOT	EQUAL EMPLOYMENT OPPORTUNITY (EEO) SUPPORT SERVICES	0.0	PL	PLANNING	FFM	200,000	200,000	0	0	0	0
1718	TH 999	880C-RES-07	MN/DOT	MN/DOT RESEARCH PROJECTS -2007	0.0	PL	PLANNING	SF	3,200,000	0	0	0	3,200,000	0
1719	TH 999	880C-RIDE-06	MN/DOT	MINNESOTA RIDESHARE(\$160,000 for 06/07)	0.0	PL	PLANNING	STP	80,000	80,000	0	0	0	0
1720	TH 999	880C-RW-07	MN/DOT	RIGHT OF WAY INCIDENTALS - 2007	0.0	RW	RIGHT OF WAY	SF	1,500,000	0	0	0	1,500,000	0
1721	TH 999	880C-WB-07	MN/DOT	WETLAND BANKING AGREEMENTS	0.0	RW	WETLAND MITIGATION	SF	1,000,000	0	0	0	1,000,000	0

August 25, 2005

Project Listing Page III-127 of 130

ATP: C

Fiscal Year: 2007

STIP for FY 2006-2008

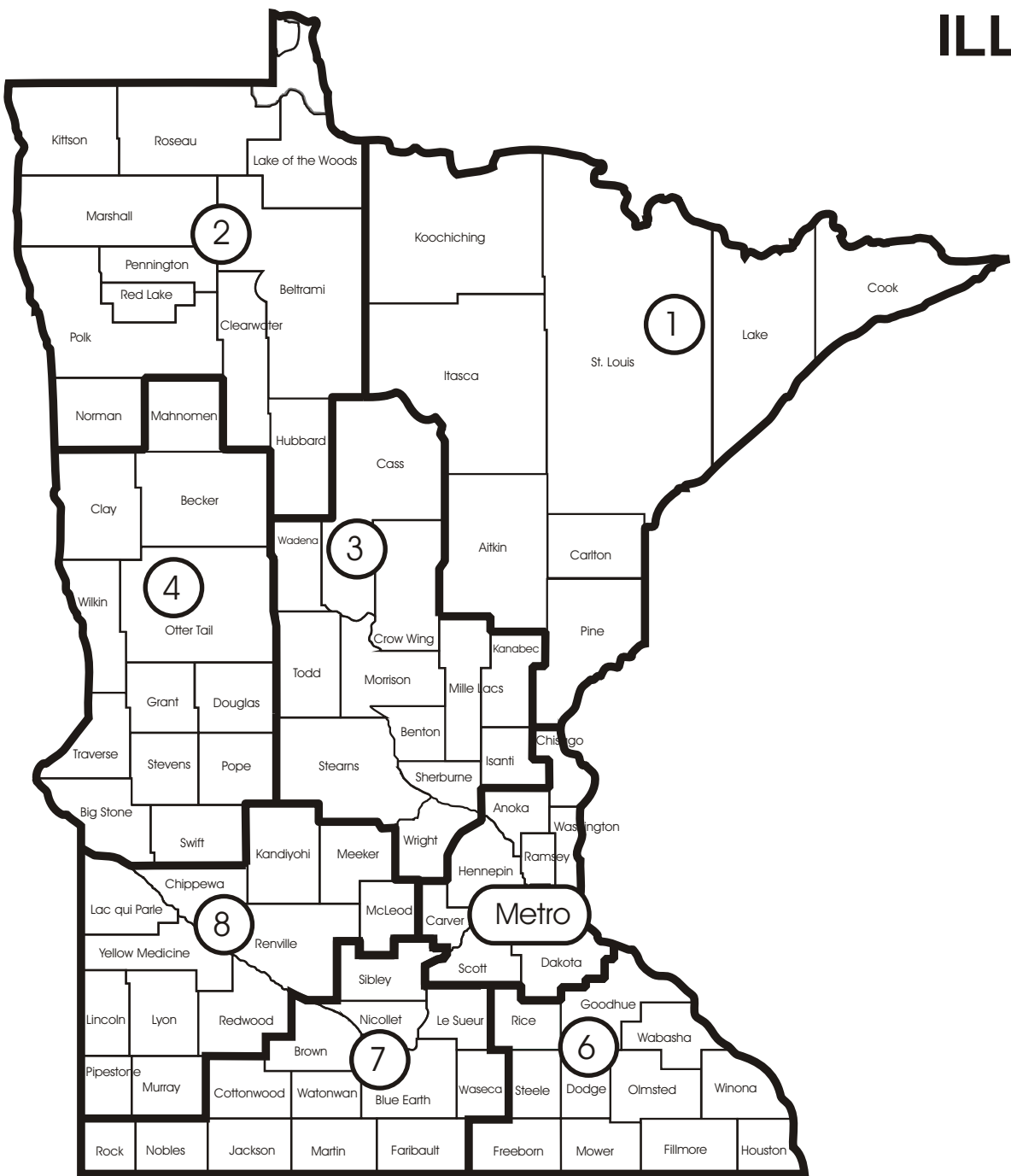
Route		Project Number	Agency	Description	Miles	Program	Type of Work	Proposed	Total	FHWA	AC	FTA	TH	Other
Seq #	System							Funds						
Summary for Year = 2007 (19 projects)									\$32,319,600	\$2,479,600	\$0	\$0	\$19,700,000	\$10,140,000

ATP: C  
Fiscal Year: 2008

STIP for FY 2006-2008

Seq #	Route System	Project Number	Agency	Description	Miles	Program	Type of Work	Proposed Funds	Total	FHWA	AC	FTA	TH	Other
1722	LOCAL 999	88-030-22	MN/DOT	FRACTURE CRITICAL BRIDGE INSPECTIONS	0.0	BI	MISCELLANEOUS	BR	250,000	250,000	0	0	0	0
1723	TH 999	880C-ACC-08	MN/DOT	MAC CONVERSION (AC PAYBACK)	0.0	NA	MISCELLANEOUS	FFM	0	0	0	0	0	0
1724	TH 999	880C-BIKE-07	MN/DOT	STATEWIDE BIKE COORDINATOR(\$80,00 FOR 2007/2008)	0.0	PL	PLANNING	STP	40,000	40,000	0	0	0	0
1725	TH 999	880C-CA-08	MN/DOT	ADVANCE DESIGN PROJECTS	0.0	NA	MISCELLANEOUS	SF	10,000,000	0	0	0	10,000,000	0
1726	TH 999	880C-CB-08	MN/DOT	COMP HIGHWAY SAFETY PLAN - MN/DOT CABLE MEDIAN BARRIER PROJECTS	0.0	SH	MEDIAN BARRIER	HES	1,500,000	1,500,000	0	0	0	0
1727	TH 999	880C-EC-08	MN/DOT	ANALOG TO DIGITAL MICROWAVE CONVERSION	0.0	RW	MISCELLANEOUS	SF	3,600,000	0	0	0	3,600,000	0
1728	TH 999	880C-HS-08	MN/DOT	COMP HIGHWAY SAFETY PLAN - HIGHWAY SAFETY PROJECTS (OTHER FUNDS = MN/DOT SHARE OF SECTION 164 & LOCAL MATCH)	0.0	SH	STRIPING	SF	5,000,000	0	0	0	0	5,000,000
1729	TH 999	880C-ITI-06	MN/DOT	ITS INSTITUTE - RESEARCH		TM	MISCELLANEOUS	SF	200,000	0	0	0	200,000	0
1730	TH 999	880C-LTA-08	MN/DOT	LOCAL TECHNICAL ASSISTANCE PROGRAM - 2006	0.0	PL	PLANNING	FFM	280,000	140,000	0	0	0	140,000
1731	TH 999	880C-PED-07	MN/DOT	STATEWIDE PEDESTRIAN COORDINATOR (\$80,000 FOR 2007/2008)	0.0	PL	PLANNING	STP	40,000	40,000	0	0	0	0
1732	TH 999	880C-RES-08	MN/DOT	MN/DOT RESEARCH PROJECTS -2008	0.0	PL	PLANNING	SF	3,200,000	0	0	0	3,200,000	0
1733	TH 999	880C-RIDE-08	MN/DOT	MINNESOTA RIDESHARE (\$160,000 FOR 08/09)	0.0	PL	PLANNING	STP	80,000	80,000	0	0	0	0
1734	TH 999	880C-RW-08	MN/DOT	RIGHT OF WAY INCIDENTALS - 2008	0.0	RW	RIGHT OF WAY	SF	1,500,000		0	0	1,500,000	0
1735	TH 999	880C-WB-008	MN/DOT	WETLAND BANKING AGREEMENTS	0.0	RW	WETLAND MITIGATION	SF	1,000,000		0	0	1,000,000	0
Summary for Year = 2008 (14 projects)									\$26,690,000	\$2,050,000	\$0	\$0	\$19,500,000	\$5,140,000

A map of Minnesota showing its county boundaries and names. Eight regions are highlighted with numbered circles: 1 (St. Louis, Lake, Cook), 2 (Marshall, Pennington, Red Lake, Polk, Beltrami, Clearwater), 3 (Cass, Aitkin, Carlton, Pine), 4 (Clay, Becker, Wilkin, Otter Tail, Grant, Douglas, Traverse, Stevens, Pope), 5 (Hennepin, Ramsey, Washington, Anoka, Isanti, Sherburne, Benton, Morrison, Crow Wing, Todd, Wadena, Hubbard, Mahanomen, Norman, Clay, Becker, Wilkin, Otter Tail, Grant, Douglas, Traverse, Stevens, Pope), 6 (Goodhue, Wabasha, Winona, Olmsted, Dodge, Steele, Waseca, Blue Earth, Brown, Nicollet, Le Sueur, Rice), 7 (Brown, Nicollet, Le Sueur, Rice, Waseca, Blue Earth, Brown, Nicollet, Le Sueur, Rice), and 8 (Swift, Kandiyohi, Meeker, Wright, McLeod, Carver, Scott, Dakota, Lincoln, Lyon, Redwood, Renville, Sibley, Cottonwood, Watonwan, Murray, Pipestone, Yellow Medicine, Lac qui Parle, Chippewa, Big Stone, Traverse, Stevens, Pope, Grant, Douglas, Otter Tail, Wilkin, Clay, Becker, Mahanomen, Norman, Polk, Beltrami, Clearwater, Pennington, Red Lake, Marshall, Kittson, Roseau, Lake of the Woods). The Metro area is highlighted with a thick black border around Hennepin, Ramsey, Washington, Anoka, Isanti, Sherburne, Benton, Morrison, Crow Wing, Todd, Wadena, Hubbard, Mahanomen, Norman, Clay, Becker, Wilkin, Otter Tail, Grant, Douglas, Traverse, Stevens, Pope, Swift, Kandiyohi, Meeker, Wright, McLeod, Carver, Scott, Dakota, Lincoln, Lyon, Redwood, Renville, Sibley, Cottonwood, Watonwan, Murray, Pipestone, Yellow Medicine, Lac qui Parle, Chippewa, Big Stone, Traverse, Stevens, Pope, Grant, Douglas, Otter Tail, Wilkin, Clay, Becker, Mahanomen, Norman, Polk, Beltrami, Clearwater, Pennington, Red Lake, Marshall, Kittson, Roseau, Lake of the Woods.



Illustrative Projects  
Fiscal Years 2004-2006

STIP for FY 2006-2008

ATP: 2  
Fiscal Year: 2008

Seq #	Route System	Year	Project Number	Agency	Description	Miles	Program	Type of Work	Proposed Funds	Total	FHWA	AC	FTA	TH	Other
1736	CITY	2008	119-124-02	EAST GRAND FORKS	EAST GRAND FORKS, CONSTRUCT NEW EXTENSION OF 13TH ST SE FROM 17TH AVE SE TO CONNECT BYGLAND RD, INCLUDES CONSTRUCTING 13TH SE FROM 17TH AVE SE, EAST TO EDGE OF CITY (ILLUSTRATIVE PROJECT)	0.0	RC	GRADING	HPP	1,500,000	1,200,000	0	0	0	300,000
Summary for Year = 2008 (1 detail record)										\$1,500,000	\$1,200,000	\$0	\$0	\$0	\$300,000



# **Appendix A**

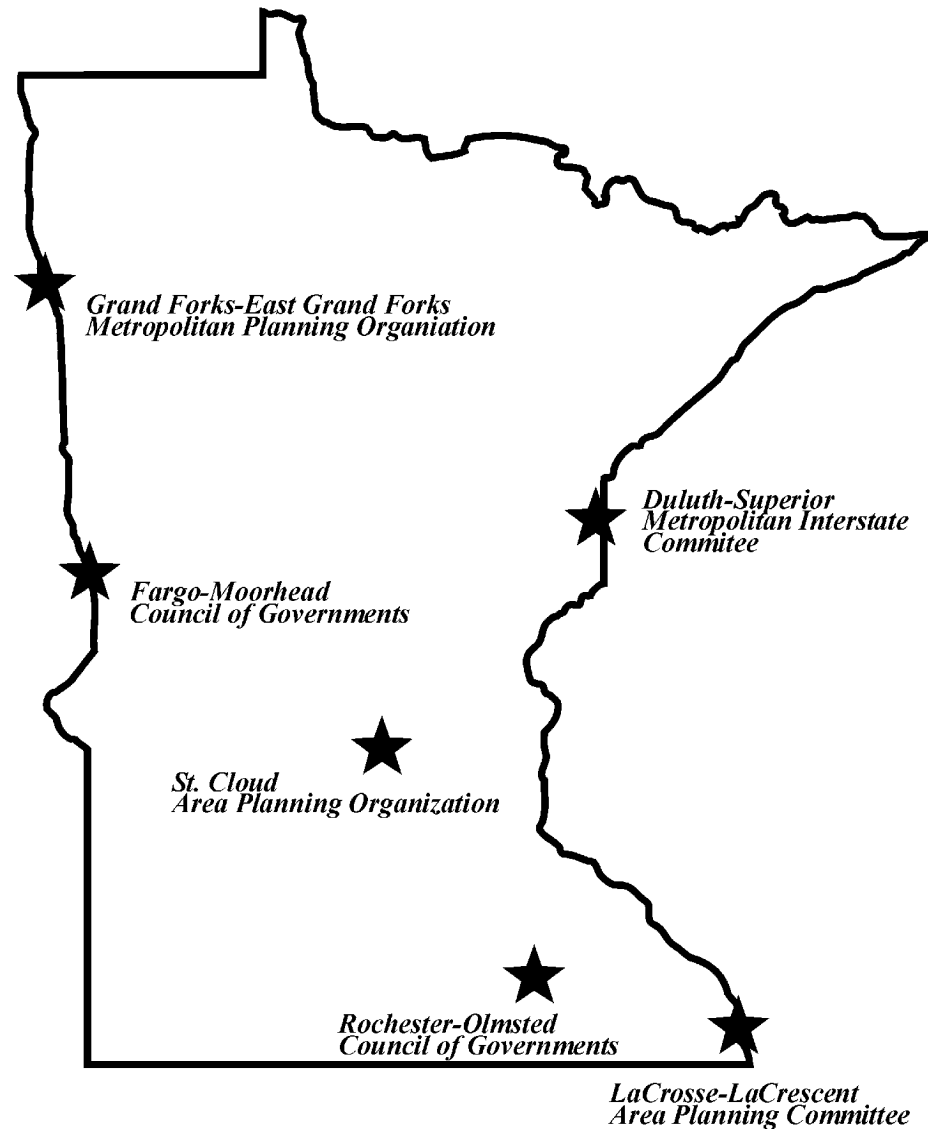
## **Select Highway and Transit Programs**

- ✓ Greater Minnesota MPO Programs
- ✓ Transportation Enhancement Activities (TEA)
- ✓ Hazard Elimination Safety Program (HES)
- ✓ Transit Programs
- ✓ Indian Reservation Roads and Bridge Program (IRR)
- ✓ Recreational Trail Program
- ✓ Mn/DOT State Road Construction Program

# **Greater Minnesota MPO Programs**

- ✓ Duluth-Superior Metropolitan Interstate Committee
- ✓ Grand Forks-East Grand Forks MPO
- ✓ St. Cloud Area Planning Organization
- ✓ Fargo-Moorhead Council of Governments
- ✓ Rochester-Olmsted Council of Governments
- ✓ LaCrosse-LaCrescent Area Planning Committee

**GREATER MINNESOTA  
METROPOLITAN PLANNING  
ORGANIZATIONS**



## GREATER MINNESOTA MPO PROGRAMS

In accordance with the joint Metropolitan Planning Rules, Section 450.324, each of the Metropolitan Planning Organizations in Greater Minnesota has developed and approved a three year fiscally constrained Transportation Improvement Program (TIP). This TIP provides a prioritized list of projects in the respective metropolitan area for which federal (FHWA and FTA) as well as Mn/DOT state funds and, in some cases, local funds are anticipated to be used. The federally funded projects have been selected through the ATP process and are included in the appropriate ATIP.

Also included in the MPO TIP is a Financial Plan discussing the fiscal constraint of the program and documentation supporting the self-certification statement. In the case of Duluth-Superior and St. Cloud, which are “air quality maintenance areas” for carbon monoxide, a conformity determination analysis was also included.

After adoption by the MPO and Mn/DOT as the Governor’s designee, and the completion of a joint planning finding and Air Quality Conformity Determination by FHWA and FTA, the MPO TIP is incorporated by reference, without modification, into the STIP. However, the federal and Mn/DOT funded projects are actually included in the STIP.

The following table summarizes the federal funding for each MPO.

<b>Figure A-1 GREATER MINNESOTA MPO FUNDING BY SOURCE AND YEAR (\$ THOUSANDS)</b>				
<b>SOURCE</b>	<b>2006</b>	<b>2007</b>	<b>2008</b>	<b>TOTAL*</b>
<b>FTA</b>				
<b>Duluth-Superior</b>	<b>899</b>	<b>899</b>	<b>899</b>	<b>2,696</b>
<b>Grand Forks-East Grand Forks</b>	<b>134</b>	<b>267</b>	<b>103</b>	<b>504</b>
<b>St. Cloud</b>	<b>2,178</b>	<b>2,402</b>	<b>1,380</b>	<b>5,960</b>
<b>Fargo-Moorhead</b>	<b>415</b>	<b>469</b>	<b>579</b>	<b>1,463</b>
<b>Rochester-Olmsted</b>	<b>1,792</b>	<b>530</b>	<b>530</b>	<b>2,852</b>
<b>LaCrosse-LaCrescent</b>	<b>186</b>	<b>27</b>	<b>27</b>	<b>241</b>
<b>SUBTOTAL*</b>	<b>5,605</b>	<b>4,595</b>	<b>3,517</b>	<b>13,716</b>
<b>FHWA**</b>				
<b>Duluth-Superior</b>	<b>4,369</b>	<b>10,737</b>	<b>11,334</b>	<b>26,440</b>
<b>Grand Forks-East Grand Forks</b>	<b>375</b>	<b>463</b>	<b>0</b>	<b>838</b>
<b>St. Cloud</b>	<b>3,400</b>	<b>2,580</b>	<b>2,744</b>	<b>8,723</b>
<b>Fargo-Moorhead</b>	<b>3,540</b>	<b>6,955</b>	<b>1,500</b>	<b>3,702</b>
<b>Rochester-Olmsted</b>	<b>19,371</b>	<b>34,215</b>	<b>29,054</b>	<b>82,641</b>
<b>LaCrosse-LaCrescent</b>	<b>504</b>	<b>107</b>	<b>4,200</b>	<b>4,811</b>
<b>SUBTOTAL*</b>	<b>31,559</b>	<b>49,104</b>	<b>48,832</b>	<b>129,495</b>
<b>TOTAL*</b>	<b>37,164</b>	<b>53,699</b>	<b>52,348</b>	<b>143,211</b>

\*may not total correctly due to rounding

\*\*includes transit capital

MPO: DULUTH-SUPERIOR METROPOLITAN INTERSTATE COMMISSION  
Fiscal Year: 2006

STIP for FY 2006-2008

Seq #	Route System	Project Number	Agency	Description	Miles	Program	Type of Work	Proposed Funds	Total	FHWA	AC	FTA	TH	Other
4	BB	TRF-0016-06A	DULUTH TRANSIT AUTHORITY	SECT 5307: DULUTH DIAL-A-RIDE TRANSIT OPERATING ASSISTANCE	0.0	B9	OPERATE BUS	LF	415,140	0	0	0	0	415,140
5	BB	TRF-0016-06B	DULUTH TRANSIT AUTHORITY	SECT 5307: DULUTH TRANSIT OPERATING ASSISTANCE REGULAR ROUTE	0.0	B9	OPERATE BUS	FTA	7,726,390	0	0	449,344	0	7,277,046
6	BB	TRF-0016-06C	DULUTH TRANSIT AUTHORITY	SECT 5307: DULUTH TRANSIT CAPITAL	0.0	B9	BUS GRANT CAPITAL IMPROVEMENT	FTA	561,680	0	0	449,344	0	112,336
12	BB	TRS-0016-06	DULUTH TRANSIT AUTHORITY	DTA, PURCHASE 10 BUSES (CLASS 700)	0.0	TR	PURCHASE BUS	STP	3,200,000	2,560,000	0	0	0	640,000
29	EN	69-090-20	ST LOUIS COUNTY	IN DULUTH, LAKE SUPERIOR TRANSIT MUSEUM- HISTORIC LOCOMOTIVE (D&MN #14) RESTORATION (AC PROJECT, PAYBACK IN 2007)	0.0	EN	HISTORIC PRESERVATION	EN	20,700	0	82,800	0	0	20,700
31	CSAH 13	69-613-28	ST LOUIS COUNTY	MIDWAY ROAD, THOMPSON HILL TO TH 2, RECLAIM, TRUCK LANES (AC PROJECT, PAYBACK IN 2007)	5.3	RD	SLOPE FLATTENING	STP	560,000	0	2,240,000	0	0	560,000
33	PED/BIKE	91-030-07	ARDC	DULUTH SUPERIOR BIKEWAYS PLAN PHASE II (AC PROJECT, PAYBACK IN 2007)	0.0	EN	PLANNING	EN	24,968	0	99,872	0	0	24,968
35	PED/BIKE	118-090-11	DULUTH	IN DULUTH, LAKEWALK E EXTENSION PHASE I (AC PROJECT, PAYBACK IN 2007)	1.0	EN	PEDESTRIAN BIKE TRAIL	EN	200,000	0	400,000	0	0	200,000
36	MSAS	118-203-02	DULUTH	IN DULUTH, ON 10TH ST AND 24TH AVE W IN LINCOLN PARK, BR REPAIR (BR L8477)	0.0	BI	BRIDGE REPAIR	STP	1,341,200	934,443	0	0	0	406,757
41	TH 2	6939-69850	MN/DOT	UNDER DM&IR RR AT JCT I-35, PAINT BR 69850	0.0	BI	PAINT BRIDGE	SF	146,000	0	0	0	56,000	90,000
45	I 35	6982-6888	MN/DOT	UNDER DM&IR RR AT JCT TH 2, PAINT BR 6888	0.0	BI	PAINT BRIDGE	LF	202,000	0	0	0	0	202,000
46	I 35	6982-69849A	MN/DOT	UNDER DM&IR RR AT JCT TH 2, PAINT BR 69849	0.0	BI	PAINT BRIDGE	SF	225,000	0	0	0	225,000	0
49	TH 53	6915-125AC1	MN/DOT	0.25 MI N OF SKYLINE PARKWAY TO JCT TH 194 IN DULUTH, FOUR LANE EXPANSION, BR 6395 (BAP PAYBACK)	2.4	MC	BRIDGE REPLACEMENT	NHS	267,000	267,000	0	0	0	0
56	TH 61	6925-120	MN/DOT	IN DULUTH NEAR 32ND AVE E, REPAIR BR 88548 AT TISCHERS CREEK	0.0	BI	CULVERT REPLACEMENT	SF	315,000	0	0	0	315,000	0
64	TH 999	8821-112	MN/DOT	I-35 - JCT TH 45 TO JCT TH 61, I-535 - BLATNIK BRIDGE TO JCT I-35, SIGN REPLACEMENT	0.0	SH	SIGNING	HES	675,000	607,500	0	0	67,500	0
66	TH 999	8821-141	MN/DOT	ON TH 23, I-35, TH 45, TH 61, TH 210, MISC PAVEMENT REPAIRS	0.0	RX	PAVEMENT PATCHING	SF	534,400	0	0	0	534,400	0

MPO: DULUTH-SUPERIOR METROPOLITAN INTERSTATE COMMISSION  
Fiscal Year: 2006

STIP for FY 2006-2008

Seq #	Route System	Project Number	Agency	Description	Miles	Program	Type of Work	Proposed Funds	Total	FHWA	AC	FTA	TH	Other
Summary for Year = 2006 (16 detail records)								\$16,414,478		\$4,368,943	\$2,822,672	\$898,688	\$1,197,900	\$9,948,947

MPO: DULUTH-SUPERIOR METROPOLITAN INTERSTATE COMMISSION  
Fiscal Year: 2007

STIP for FY 2006-2008

Seq #	Route System	Project Number	Agency	Description	Miles	Program	Type of Work	Proposed Funds	Total	FHWA	AC	FTA	TH	Other
75	BB	TRF-0016-07A	DULUTH TRANSIT AUTHORITY	SECT 5307: DULUTH DIAL-A-RIDE TRANSIT OPERATING ASSISTANCE	0.0	B9	OPERATE BUS	LF	427,594	0	0	0	0	427,594
76	BB	TRF-0016-07B	DULUTH TRANSIT AUTHORITY	SECT 5307: DULUTH TRANSIT OPERATING ASSISTANCE REGULAR ROUTE	0.0	B9	OPERATE BUS	FTA	7,958,182	0	0	449,344	0	7,508,838
77	BB	TRF-0016-07C	DULUTH TRANSIT AUTHORITY	SECT. 5307: DULUTH TRANSIT CAPITAL	0.0	B9	BUS GRANT CAPITAL IMPROVEMENT	FTA	561,680	0	0	449,344	0	112,336
81	BB	TRS-0016-07	DULUTH TRANSIT AUTHORITY	DULUTH TRANSIT AUTHORITY, PURCHASE 6 BUSES (CLASS 400)	0.0	TR	PURCHASE BUS	STP	342,000	273,600	0	0	0	68,400
86	RR	69-00163	MN/DOT	ST. LOUIS CSAH 11, 2ND ST IN PROCTOR, INSTALL SIGNAL, GATES (VEHICLE & PED), CIRCUITRY	0.0	SR	RAILROAD SURF/SIGNALS	RRS	250,000	225,000	0	0	0	25,000
98	EN	69-090-20AC	ST LOUIS COUNTY	IN DULUTH, LAKE SUPERIOR TRANSIT MUSEUM- HISTORIC LOCOMOTIVE (D&MN #14) RESTORATION (AC PAYBACK)	0.0	EN	HISTORIC PRESERVATION	EN	82,800	82,800	0	0	0	0
101	CSAH 6	69-606-17	ST LOUIS COUNTY	MAPLE GROVE RD FROM TH 53 TO WESTBERG ROAD, WIDEN TO FIVE LANES, SIGNAL REVISIONS (AC PROJECT, PAYBACK IN 2008)	0.9	RC	TRAFFIC SIGNAL REVISION	STP	986,928	0	3,947,714	0	0	986,928
103	CSAH 13	69-613-28AC	ST LOUIS COUNTY	MIDWAY ROAD, THOMPSON HILL TO TH 2, RECLAIM, TRUCK LANES (AC PAYBACK)	5.3	RD	SLOPE FLATTENING	STP	2,240,000	2,240,000	0	0	0	0
104	PED/BIKE	91-030-07AC	ARDC	DULUTH SUPERIOR BIKEWAYS PLAN PHASE II (AC PAYBACK)	0.0	EN	PLANNING	EN	99,872	99,872	0	0	0	0
107	PED/BIKE	118-090-11AC	DULUTH	IN DULUTH, LAKEWALK E EXTENSION PHASE I (AC PAYBACK)	1.0	EN	PEDESTRIAN BIKE TRAIL	EN	400,000	400,000	0	0	0	0
108	CITY	118-202-01 118-201-01 118-196-03	DULUTH	IN DULUTH, BURNING TREE, MAPLE GROVE , AND SUNDBY RD RECONSTRUCT, FRONTAGE RDS & LOCAL ST CONNECT (AC PROJECT, PAYBACK IN 2008)	1.2	RC	TRAFFIC SIGNAL REVISION	STP	456,738	0	1,826,954	0	0	456,738
111	MSAS 104	202-104-10	HERMANTOWN	ARROWHEAD ROAD FROM JCT TH 53 TO UGSTAD ROAD, RESURFACING	2.5	RS	MILL AND INLAY	STP	800,000	600,000	0	0	0	200,000
117	I 35	6980-69801AB	MN/DOT	JCT OF I-35/I-535 AND TH 53 IN WEST DULUTH, BR 69801A - N, 69824, 69825, 69885 GUARDRAIL REPAIR	0.0	BI	PAINT BRIDGE	IM NHS	3,628,000	3,265,700	0	0	362,300	0
119	TH 53	6915-125AC2	MN/DOT	0.25 MI N OF SKYLINE PKWY TO TH 194 IN DULUTH, FOUR LANE EXPANSION, BR 6395 (BAP PAYBACK)	2.4	MC	BRIDGE REPLACEMENT	NHS	2,900,000	2,900,000	0	0	0	0
120	TH 53	6915-129	MN/DOT	TH 194 TO 0.25 MI N OF HAINES ROAD IN DULUTH, NEW KOHL'S INTERSECTION AND MISC ACCESS MGMT IMPROVE (AC PROJECT, PAYBACK IN 2008)	0.9	RC	TRAFFIC SIGNAL REVISION	NHS	1,877,000	650,000	4,259,000	0	1,227,000	0

MPO: DULUTH-SUPERIOR METROPOLITAN INTERSTATE COMMISSION  
Fiscal Year: 2007

STIP for FY 2006-2008

Seq #	Route System	Project Number	Agency	Description	Miles	Program	Type of Work	Proposed Funds	Total	FHWA	AC	FTA	TH	Other
Summary for Year = 2007 (15 detail records)								\$23,010,794		\$10,736,972	\$10,033,668	\$898,688	\$1,589,300	\$9,785,834

MPO: DULUTH-SUPERIOR METROPOLITAN INTERSTATE COMMISSION  
Fiscal Year: 2008

STIP for FY 2006-2008

Seq #	Route System	Project Number	Agency	Description	Miles	Program	Type of Work	Proposed Funds	Total	FHWA	AC	FTA	TH	Other
139	BB	TRF-0016-08A	DULUTH TRANSIT AUTHORITY	SECT 5307: DULUTH DIAL-A-RIDE TRANSIT OPERATING ASSISTANCE	0.0	B9	OPERATE BUS	LF	440,422	0	0	0	0	440,422
140	BB	TRF-0016-08B	DULUTH TRANSIT AUTHORITY	SECT 5307: DULUTH TRANSIT OPERATING ASSISTANCE REGULAR ROUTE	0.0	B9	OPERATE BUS	FTA	8,196,927	0	0	449,344	0	7,747,583
141	BB	TRF-0016-08C	DULUTH TRANSIT AUTHORITY	SECT 5307: DULUTH TRANSIT CAPITAL	0.0	B9	BUS GRANT CAPITAL IMPROVEMENT	FTA	561,680	0	0	449,344	0	112,336
146	BB	TRS-0016-08T	MN/DOT	DULUTH , PURCHASE 2 BUSES (CLASS 700)	0.0	TR	PURCHASE BUS	STP	600,000	480,000	0		0	120,000
158	CSAH 6	69-606-17AC	ST LOUIS COUNTY	MAPLE GROVE RD FROM TH 53 TO WESTBERG ROAD, WIDEN TO FIVE LANES, SIGNAL REVISIONS (AC PAYBACK)	0.9	RC	TRAFFIC SIGNAL REVISION	STP	3,947,714	3,947,714	0	0	0	0
160	CSAH 91	69-691-22 118-198-01 202-102-02	ST. LOUIS CO, DULUTH, HERMANTOWN	INTERSECTION OF HAINES RD, PIEDMONT AVE, AND HERMANTOWN RD, INTERSECTION OF HAINES RD AND ANDERSON RD, TWO TRAFFIC SIGNAL INSTALLATIONS	0.0	SC	TRAFFIC SIGNAL INST.	STP	425,000	340,000	0	0	0	85,000
164	PED/BIKE	118-090-13	DULUTH	LAKEWALK EXTENSION, 36TH TO 47TH AVENUE, BIKE TRAIL (AC PROJECT, PAYBACK IN 2009)	1.1	EN	PEDESTRIAN BIKE TRAIL	EN	200,000	0	400,000	0	0	200,000
165	PED/BIKE	118-090-34	DULUTH	SEVEN BRIDGES ROAD REHABILITATION, REPLACE BITUMINOUS PAVEMENT CONNECTING HISTORIC BRIDGES (AC PROJECT, PAYBACK IN 2009)	1.4	EN	BITUMINOUS RECLAMATION	EN	64,086	0	256,342	0	0	64,086
166	CITY	118-202-01 118-201-01 118-196-03AC	DULUTH	IN DULUTH, BURNING TREE, MAPLE GROVE , AND SUNDBY RD RECONSTRUCT, FRONTAGE RDS & LOCAL ST CONNECT (AC PAYBACK)	1.2	RC	TRAFFIC SIGNAL REVISION	STP	1,826,954	1,826,954	0	0	0	0
167	MSAS 104	202-104-11	HERMANTOWN	ARROWHEAD ROAD FROM UGSTAD ROAD TO MIDWAY ROAD, RESURFACING	2.0	RS	BITUMINOUS RECLAMATION	STP	600,000	480,000	0	0	0	120,000
176	TH 53	6915-129AC	MN/DOT	TH 194 TO 0.25 MI N OF HAINES ROAD IN DULUTH, NEW KOHL'S INTERSECTION AND MISC. ACCESS MGMT IMPROVE (AC PAYBACK)	0.9	RC	TRAFFIC SIGNAL REVISION	NHS	4,259,000	4,259,000	0	0	0	0
180	TH 61	6925-126	MN/DOT	26TH AVE EAST TO LESTER RIVER IN ST LOUIS CO, MILL & OVERLAY	2.3	RS	MILL AND OVERLAY	SF	1,259,000	0	0	0	1,259,000	0
Summary for Year = 2008 (12 detail records)									22,380,783	11,333,668	656,342	898,688	1,259,000	8,889,427

MPO: GRAND FORKS-EAST GRAND FORKS METROPOLITAN PLANNING ORGANIZATION  
Fiscal Year: 2006

STIP for FY 2006-2008

Seq #	Route System	Project Number	Agency	Description	Miles	Program	Type of Work	Proposed Funds	Total	FHWA	AC	FTA	TH	Other
196	BB	TRF-0018-06A	EAST GRAND FORKS TRANSIT	SECT 5307: EAST GRAND FORKS DAR TRANSIT OPERATING ASSISTANCE	0.0	B9	OPERATE BUS	LF	57,000	0	0	7,100	0	49,900
197	BB	TRF-0018-06B	EAST GRAND FORKS TRANSIT	SECT 5307: EAST GRAND FORKS FIXED ROUTE TRANSIT OPERATING ASSISTANCE	0.0	B9	OPERATE BUS	FTA	200,000	0	0	63,300	0	136,700
198	BB	TRF-0018-06C	EAST GRAND FORKS TRANSIT	SECT 5307: EAST GRAND FORKS TRANSIT SHELTER	0.0	B9	BUS GRANT CAPITAL IMPROVEMENT	FTA	80,000	0	0	64,000	0	16,000
222	CITY	119-113-05	EAST GRAND FORKS	IN EGF: REPAINTING OF THE POINT BRIDGE (BR 60506)	0.0	BI	PAINT BRIDGE	STP	2,139,000	375,000	0	0	0	1,764,000
Summary for Year = 2006 (4 detail records)									\$2,476,000	\$375,000	\$0	\$134,400	\$0	\$1,966,600

MPO: GRAND FORKS-EAST GRAND FORKS METROPOLITAN PLANNING ORGANIZATION  
Fiscal Year: 2007

STIP for FY 2006-2008

Seq #	Route System	Project Number	Agency	Description	Miles	Program	Type of Work	Proposed Funds	Total	FHWA	AC	FTA	TH	Other
251	BB	TRF-0018-07A	EAST GRAND FORKS TRANSIT	SECT 5307: EAST GRAND FORKS DAR TRANSIT OPERATING ASSISTANCE	0.0	B9	OPERATE BUS	LF	60,000	0	0	8,350	0	51,650
252	BB	TRF-0018-07B	EAST GRAND FORKS TRANSIT	SECT 5307: EAST GRAND FORKS FIXED ROUTE TRANSIT OPERATING ASSISTANCE	0.0	B9	OPERATE BUS	FTA	205,000	0	0	62,700	0	142,300
253	BB	TRF-0018-07C	EAST GRAND FORKS TRANSIT	SECT 5307: EAST GRAND FORKS TRANSIT SHELTER	0.0	B9	BUS GRANT CAPITAL IMPROVEMENT	FTA	80,000	0	0	64,000	0	16,000
260	BB	TRS-0018-07	EAST GRAND FORKS TRANSIT	SECT 5307: EAST GRAND FORKS RR PURCHASE 1 BUS (CLASS 700)	0.0	B9	PURCHASE BUS	FTA STP	192,170	28,000	0	131,500	0	32,670
278	PED/BIKE	119-090-05	EAST GRAND FORKS	IN EGF - 4TH ST NW BIKE/PED UNDERPASS	0.0	EN	PEDESTRIAN BIKE TRAIL	EN	225,000	180,000	0	0	0	45,000
279	MSAS 13	119-124-01	EAST GRAND FORKS	EGF - EXTEND 13TH ST SE FROM 17TH AVE SE TO BYGLAND RD	0.2	SH	GRADE AND SURFACE	HES	900,000	255,000	0	0	0	645,000
Summary for Year = 2007 (6 detail records)									\$1,662,170	\$463,000	\$0	\$266,550	\$0	\$932,620

**MPO: GRAND FORKS-EAST GRAND FORKS METROPOLITAN PLANNING ORGANIZATION****Fiscal Year: 2008****STIP for FY 2006-2008**

Seq #	Route System	Project Number	Agency	Description	Miles	Program	Type of Work	Proposed Funds	Total	FHWA	AC	FTA	TH	Other
302	BB	TRF-0018-08A	EAST GRAND FORKS TRANSIT	SECT 5307: EAST GRAND FORKS DAR TRANSIT OPERATING ASSISTANCE	0.0	B9	OPERATE BUS	LF	62,000	0	0	8,820	0	53,180
303	BB	TRF-0018-08B	EAST GRAND FORKS TRANSIT	SECT 5307: EAST GRAND FORKS FIXED ROUTE TRANSIT OPERATING ASSISTANCE	0.0	B9	OPERATE BUS	FTA	210,000	0	0	61,900	0	148,100
304	BB	TRF-0018-08C	EAST GRAND FORKS TRANSIT	SECT 5307: EAST GRAND FORKS TRANSIT SHELTER	0.0	B9	BUS GRANT CAPITAL IMPROVEMENT	FTA	40,000	0	0	32,000	0	8,000
Summary for Year = 2008 (3 detail records)									\$312,000	\$0	\$0	\$102,720	\$0	\$209,280

**Illustrative Projects****Fiscal Years 2004-2006****STIP for FY 2006-2008****ATP: 2****Fiscal Year: 2008**

Seq #	Route System	Year	Project Number	Agency	Description	Miles	Program	Type of Work	Proposed Funds	Total	FHWA	AC	FTA	TH	Other
1736	CITY	2008	119-124-02	EAST GRAND FORKS	EAST GRAND FORKS, CONSTRUCT NEW EXTENSION OF 13TH ST SE FROM 17TH AVE SE TO CONNECT BYGLAND RD, INCLUDES CONSTRUCTING 13TH SE FROM 17TH AVE SE, EAST TO EDGE OF CITY (ILLUSTRATIVE PROJECT)	0.0	RC	GRADING	HPP	1,500,000	1,200,000	0	0	0	300,000
Summary for Year = 2008 (1 detail record)										\$1,500,000	\$1,200,000	\$0	\$0	\$0	\$300,000

MPO: ST CLOUD AREA PLANNING ORGANIZATION  
Fiscal Year: 2006

STIP for FY 2006-2008

Seq #	Route System	Project Number	Agency	Description	Miles	Program	Type of Work	Proposed Funds	Total	FHWA	AC	FTA	TH	Other
347	BB	TRF-0048-06	ST CLOUD	SECT 5309: TRANSIT CAPITAL PURCHASES, FIXED ROUTE BALANCE OF 1 LARGE BUS PURCHASE	0.0	B3	PURCHASE BUS	FTA	219,718	0	0	175,774	0	43,944
348	BB	TRF-0048-06A	ST CLOUD	SECT 5307: DIAL A RIDE TRANSIT SERVICE OPERATING ASSISTANCE	0.0	B9	OPERATE BUS	LF	1,800,000	0	0	0	0	1,800,000
349	BB	TRF-0048-06B	ST CLOUD	SECT 5307: FIXED ROUTE TRANSIT SERVICE OPERATING ASSISTANCE	0.0	B9	OPERATE BUS	FTA	4,550,000	0	0	523,000	0	4,027,000
350	BB	TRF-0048-06C	ST CLOUD	SECT 5307: TRANSIT CAPITAL PURCHASES, ELECTRONIC FAREBOXES	0.0	B9	BUS GRANT CAPITAL IMPROVEMENT	FTA	48,000	0	0	38,400	0	9,600
351	BB	TRF-0048-06D	ST CLOUD	SECT 5307: TRANSIT CAPITAL PURCHASES, OFFICE EQUIPMENT AND COMPUTERS	0.0	B9	BUS GRANT CAPITAL IMPROVEMENT	FTA	25,000	0	0	20,000	0	5,000
352	BB	TRF-0048-06E	ST CLOUD	SECT 5307: TRANSIT CAPITAL PURCHASES, MAINTENANCE TOOLS AND EQUIPMENT	0.0	B9	BUS GRANT CAPITAL IMPROVEMENT	FTA	10,000	0	0	8,000	0	2,000
353	BB	TRF-0048-06F	ST CLOUD	SECT 5307: TRANSIT CAPITALIZED PREVENTIVE MAINTENANCE	0.0	B9	BUS GRANT CAPITAL IMPROVEMENT	FTA	505,800	0	0	404,640	0	101,160
354	BB	TRF-0048-06G	ST CLOUD	SECT 5309: TRANSIT CAPITAL PURCHASES, ITS PROJECTS	0.0	B3	BUS GRANT CAPITAL IMPROVEMENT	FTA	300,000	0	0	240,000	0	60,000
355	BB	TRF-0048-06H	ST CLOUD	SECT 5309: TRANSIT CAPITAL PURCHASES, BUS SHELTER/BUS STOP PROGRAM	0.0	B3	BUS GRANT CAPITAL IMPROVEMENT	FTA	250,000	0	0	200,000	0	50,000
356	BB	TRF-0048-06I	ST CLOUD	SECT 5309: TRANSIT CAPITAL PURCHASES, DIAL A RIDE 2 SMALL BUSES	0.0	B3	PURCHASE BUS	FTA	175,000	0	0	140,000	0	35,000
357	BB	TRF-0048-06J	ST CLOUD	SECT 5309: TRANSIT CAPITAL PURCHASES, DIAL A RIDE RECONDITION SMALL BUSES	0.0	B3	PURCHASE BUS	FTA	25,000	0	0	20,000	0	5,000
358	BB	TRF-0048-06L	ST CLOUD	SECT 5309: OPERATIONS CENTER MAINTENANCE, VEHICLE & PARTS STORAGE ADDITION/IMPROVEMENTS	0.0	B3	PURCHASE BUS	FTA	470,853	0	0	376,682	0	94,171
359	BB	TRF-0048-06M	ST CLOUD	SECT 5307: FIXED ROUTE CAPITAL TROLLEY LEASE	0.0	B9	PURCHASE BUS	FTA	39,200	0	0	31,360	0	7,840
369	BB	TRS-0048-06T	MN/DOT	ST CLOUD MTC, PURCHASE BUS (CLASS 700)	0.0	TR	PURCHASE BUS	STP	225,000	180,000	0	0	0	45,000
390	CSAH 5	73-605-09	STEARNS COUNTY	STEARNS CSAH 2 IN ST STEPHEN TO STEARNS CSAH 1, GRADE, BASE & BIT	2.4	RC	GRADE AND SURFACE	STP	1,344,875	675,000	0	0	0	669,875

MPO: ST CLOUD AREA PLANNING ORGANIZATION  
Fiscal Year: 2006

STIP for FY 2006-2008

Seq #	Route System	Project Number	Agency	Description	Miles	Program	Type of Work	Proposed Funds	Total	FHWA	AC	FTA	TH	Other
391	CR 137	73-737-01	STEARNS COUNTY	CO RD 135 (2ND AVE) TO CSAH 74 IN STEARNS CO, EXPAND TO 4-LANE INCL C&G AND SS, INSTALL SIGNAL AT CSAH 74	0.8	MC	GRADE AND SURFACE	STP	901,000	644,215	0	0	0	256,785
399	MSAS 128	162-128-16	ST CLOUD	ON E. ST. GERMAIN STREET, VETERAN'S BRIDGE TO TH 10, EXPANSION FROM 2 TO 4-LANE BY REMOVING PARKING	0.8	RC	GRADE AND SURFACE	STP	1,424,375	1,018,428	0	0	0	405,947
406	TH 23	7305-109	MN/DOT	W OF RICHMOND TO END OF NEW 4-LANE NEAR I-94, LANDSCAPING	12.6	RB	LANDSCAPING	SF	327,000	0	0	0	327,000	0
412	I 94	7380-217	MN/DOT	INSTALL MEDIAN CABLE GUARD RAIL AT VARIOUS LOCATIONS IN STEARNS AND WRIGHT COUNTIES	0.0	SH	GUARD RAIL	HES	980,000	882,000	0	0	98,000	0
Summary for Year = 2006 (19 detail records)									\$13,620,821	\$3,399,643	\$0	\$2,177,856	\$425,000	\$7,618,322

MPO: ST CLOUD AREA PLANNING ORGANIZATION  
Fiscal Year: 2007

STIP for FY 2006-2008

Seq #	Route System	Project Number	Agency	Description	Miles	Program	Type of Work	Proposed Funds	Total	FHWA	AC	FTA	TH	Other
430	BB	TRF-0048-07	ST CLOUD	SECT 5309: PURCHASE 1 LARGE BUS	0.0	B3	PURCHASE BUS	FTA	295,000	0	0	236,000	0	59,000
431	BB	TRF-0048-07A	ST CLOUD	SECT 5307: DIAL A RIDE TRANSIT SERVICE OPERATING ASSISTANCE	0.0	B9	OPERATE BUS	LF	1,900,000	0	0	0	0	1,900,000
432	BB	TRF-0048-07B	ST CLOUD	SECT 5307: FIXED ROUTE TRANSIT SERVICE OPERATING ASSISTANCE	0.0	B9	OPERATE BUS	FTA	5,090,000	0	0	523,000	0	4,567,000
433	BB	TRF-0048-07D	ST CLOUD	SECT 5307:TRANSIT CAPITAL PURCHASES, OFFICE EQUIPMENT AND COMPUTERS	0.0	B9	BUS GRANT CAPITAL IMPROVEMENT	FTA	25,000	0	0	20,000	0	5,000
434	BB	TRF-0048-07E	ST CLOUD	SECT 5307:TRANSIT CAPITAL PURCHASES, MAINTENANCE TOOLS AND EQUIPMENT	0.0	B9	BUS GRANT CAPITAL IMPROVEMENT	FTA	10,000	0	0	8,000	0	2,000
435	BB	TRF-0048-07F	ST CLOUD	SECT 5307:TRANSIT CAPITALIZED PREVENTIVE MAINTENANCE	0.0	B9	BUS GRANT CAPITAL IMPROVEMENT	FTA	672,839	0	0	538,271	0	134,568
436	BB	TRF-0048-07G	ST CLOUD	SECT 5307: TRANSIT CAPITAL PURCHASES, ITS PROJECTS	0.0	B9	BUS GRANT CAPITAL IMPROVEMENT	FTA	25,000	0	0	20,000	0	5,000
437	BB	TRF-0048-07H	ST CLOUD	SECT 5307: TRANSIT CAPITAL PURCHASES, BUS SHELTER/BUS STOP PROGRAM	0.0	B9	BUS GRANT CAPITAL IMPROVEMENT	FTA	25,000	0	0	20,000	0	5,000
438	BB	TRF-0048-07I	ST CLOUD	SECT 5309: DIAL A RIDE PURCHASE SMALL BUS	0.0	B3	PURCHASE BUS	FTA	120,000	0	0	96,000	0	24,000
439	BB	TRF-0048-07J	ST CLOUD	SECT 5309: DIAL A RIDE RECONDITION SMALL BUS	0.0	B3	PURCHASE BUS	FTA	30,000	0	0	24,000	0	6,000
440	BB	TRF-0048-07K	ST CLOUD	SECT 5309: PARK AND RIDE FACILITY	0.0	B3	BUS GRANT CAPITAL IMPROVEMENT	FTA	1,000,000	0	0	800,000	0	200,000
441	BB	TRF-0048-07M	ST CLOUD	SECT 5309 FIXED ROUTE TROLLEY LEASE	0.0	B3	BUS GRANT CAPITAL IMPROVEMENT	FTA	147,000	0	0	117,600	0	29,400
449	BB	TRS-0048-07T	MN/DOT	ST CLOUD METRO BUS, PURCHASE AND RECONDITION BUS (CLASS 600)	0.0	TR	PURCHASE BUS	STP	112,500	90,000	0	0	0	22,500
472	MSAS 101	221-101-02	WAITE PARK	CONSTRUCT NEW ALIGNMENT 4-LANE DIVIDED ROADWAY FROM 8TH ST N AT 44 AVE TO 3RD ST N AT WAITE PARK, INCL SIDEWALK, CURB, GUTTER, BIKE PATH, TRAFFIC SIGNALS, RAILROAD SIGNALS AND RELATION (AC PROJECT, PAYBACK IN 2008)	0.6	MC	GRADE AND SURFACE	STP	2,826,780	1,650,000	950,000	0	0	1,176,780

MPO: ST CLOUD AREA PLANNING ORGANIZATION  
Fiscal Year: 2007

STIP for FY 2006-2008

Seq #	Route System	Project Number	Agency	Description	Miles	Program	Type of Work	Proposed Funds	Total	FHWA	AC	FTA	TH	Other
477	TH 23	7305-114	MN/DOT	0.5 MI E OF RR CROSSING IN WAITE PARK TO SB TH 15, MILL AND OVERLAY (ELLA)	1.2	RS	MILL AND OVERLAY	STP	1,050,000	840,000	0	0	210,000	0
Summary for Year = 2007 (15 detail records)									\$13,329,119	\$2,580,000	\$950,000	\$2,402,871	\$210,000	\$8,136,248

MPO: ST CLOUD AREA PLANNING ORGANIZATION  
Fiscal Year: 2008

STIP for FY 2006-2008

Seq #	Route System	Project Number	Agency	Description	Miles	Program	Type of Work	Proposed Funds	Total	FHWA	AC	FTA	TH	Other
498	BB	TRF-0048-08	ST CLOUD	SECT 5309:TRANSIT CAPITAL PURCHASE, LARGE BUS (CLASS 700)	0.0	B3	PURCHASE BUS	FTA	295,000	0	0	236,000	0	59,000
499	BB	TRF-0048-08A	ST CLOUD	SECT 5307: DIAL A RIDE TRANSIT SERVICE OPERATING ASSISTANCE	0.0	B9	OPERATE BUS	FTA	2,000,000	0	0	0	0	2,000,000
500	BB	TRF-0048-08B	ST CLOUD	SECT 5307: FIXED ROUTE TRANSIT SERVICE OPERATING ASSISTANCE	0.0	B9	OPERATE BUS	FTA	5,400,000	0	0	523,000	0	4,877,000
501	BB	TRF-0048-08D	ST CLOUD	SECT 5307: TRANSIT CAPITAL PURCHASES, OFFICE EQUIPMENT AND COMPUTERS	0.0	B9	BUS GRANT CAPITAL IMPROVEMENT	FTA	25,000	0	0	20,000	0	5,000
502	BB	TRF-0048-08E	ST CLOUD	SECT 5307: TRANSIT CAPITAL PURCHASES, MAINTENANCE TOOLS AND EQUIPMENT	0.0	B9	BUS GRANT CAPITAL IMPROVEMENT	FTA	10,000	0	0	8,000	0	2,000
503	BB	TRF-0048-08F	ST CLOUD	SECT 5307: TRANSIT CAPITALIZED PREVENTIVE MAINTENANCE	0.0	B9	BUS GRANT CAPITAL IMPROVEMENT	FTA	575,731	0	0	460,585	0	115,146
504	BB	TRF-0048-08G	ST CLOUD	SECT 5307: TRANSIT CAPITAL PURCHASES, ITS PROJECTS	0.0	B9	BUS GRANT CAPITAL IMPROVEMENT	FTA	25,000	0	0	20,000	0	5,000
505	BB	TRF-0048-08H	ST CLOUD	SECT 5307:TRANSIT CAPITAL PURCHASES BUS SHELTER/BUS STOP PROGRAM	0.0	B9	BUS GRANT CAPITAL IMPROVEMENT	FTA	25,000	0	0	20,000	0	5,000
506	BB	TRF-0048-08I	ST CLOUD	SECT 5307: TRANSIT CAPITAL PURCHASES, DIAL A RIDE SMALL BUS	0.0	B9	PURCHASE BUS	FTA	90,000	0	0	72,000	0	18,000
507	BB	TRF-0048-08J	ST CLOUD	SECT 5307: TRANSIT CAPITAL PURCHASES, DIAL A RIDE RECONDITION SMALL BUS	0.0	B9	PURCHASE BUS	FTA	25,000	0	0	20,000	0	5,000
533	MSAS 101	221-101-02AC	WAITE PARK	CONSTRUCT NEW ALIGNMENT 4-LANE DIVIDED ROADWAY FROM 8TH ST N AT 44 AVE TO 3RD ST N AT WAITE PARK, INCL SIDEWALK, CURB, GUTTER, BIKE PATH, TRAFFIC SIGNALS, RAILROAD SIGNALS AND RELATION (AC PAYBACK)	0.6	MC	GRADE AND SURFACE	STP	950,000	950,000	0	0	0	0
534	TH 10	0501-26	MN/DOT	WATAB TO 0.2 MI W OF RR CROSSING IN ST. CLOUD (EBL & WBL), DIAMOND GRIND	6.4	RD	CONCRETE PVMNT SURF PLNG	SF	993,388	0	0	0	993,388	0
539	TH 15	7303-45	MN/DOT	TH 55 KIMBALL TO BEG. 4-LANE NEAR I-94, MILL & OVERLAY AND SHLD PAVING INCL LTL, GEOMETRIC IMPROVEMENTS, AND SIGNAL AT STEARNS CSAH 47 S OF LUXEMBURG	12.6	RS	MILL AND OVERLAY	STP	1,566,906	1,253,525	0	0	313,381	0

MPO: ST CLOUD AREA PLANNING ORGANIZATION  
Fiscal Year: 2008

STIP for FY 2006-2008

Seq #	Route System	Project Number	Agency	Description	Miles	Program	Type of Work	Proposed Funds	Total	FHWA	AC	FTA	TH	Other
539	TH 15	7303-45S	MN/DOT	TH 55 KIMBALL TO BEG. 4-LANE NEAR I-94, MILL & OVERLAY AND SHLD PAVING INCL LTL, GEOMETRIC IMPROVEMENTS, AND SIGNAL AT STEARNS CSAH 47 S OF LUXEMBURG	0.0	SH	SPOT IMPROVEMENT	HES	600,000	540,000	0	0	60,000	0
553	TH 95	0505-24	MN/DOT	TH 23 TO 4.4 MI W OF TH 47 E OF PRINCETON, MILL AND OVERLAY, INCL SHLD PAVING	29.0	RS	MILL AND OVERLAY	SF	3,920,552	0	0	0	3,920,552	0
Summary for Year = 2008 (15 detail records)									\$16,501,577	\$2,743,525	\$0	\$1,379,585	\$5,287,321	\$7,091,146

MPO: FARGO-MOORHEAD COUNCIL OF GOVERNMENTS  
Fiscal Year: 2006

STIP for FY 2006-2008

Seq #	Route System	Project Number	Agency	Description	Miles	Program	Type of Work	Proposed Funds	Total	FHWA	AC	FTA	TH	Other
571	BB	TRF-0034-06A	MOORHEAD	SECT 5307: CITY OF MOORHEAD RR TRANSIT	0.0	B9	OPERATE BUS	FTA	1,126,302	0	0	305,958	0	820,344
572	BB	TRF-0034-06B	MOORHEAD	SECT 5307: MOORHEAD DIAL-A-RIDE TRANSIT	0.0	B9	OPERATE BUS	LF	177,498	0	0	0	0	177,498
573	BB	TRF-0034-06C	MOORHEAD	SECT 5307: MOORHEAD PLANNING ASSISTANCE	0.0	B9	PLANNING	FTA	16,000	0	0	12,800	0	3,200
574	BB	TRF-0034-06D	MOORHEAD	SECT 5307: MOORHEAD PREVENTIVE MAINTENANCE	0.0	B9	PREVENTIVE MAINTENANCE	FTA	60,000	0	0	48,000	0	12,000
579	BB	TRF-3291-06	MN/DOT	SECT 5311: CLAY COUNTY TRANSIT OPERATING ASSISTANCE	0.0	OB	OPERATE BUS	FTA	242,318	0	0	48,464	0	193,854
583	BB	TRS-0034-04T	MOORHEAD	MOORHEAD JOINT MAINTENANCE FACILITY	0.0	TR	BUS GRANT CAPITAL IMPROVEMENT	STP	250,000	200,000	0	0	0	50,000
597	MSAS	144-030-03	MOORHEAD	RR CROSSING SIGNALS (\$100,000 RRS FUNDING)	0.0	SR	RAILROAD SIGNALS	STP RRS	3,112,500	2,500,000	0	0	0	612,500
598	PED/BIKE	144-090-12	MOORHEAD	MOORHEAD RAIL SCAPING/BIKE PATH PROJECT	2.0	EN	PEDESTRIAN BIKE TRAIL	EN	482,975	386,380	0	0	0	96,595
599	MSAS 20	144-104-13	MOORHEAD	4TH ST GRADING, SURFACING, CURB & GUTTER, AND STORM SEWER IN MOORHEAD	0.8	RD	STORM SEWER	STP	725,000	454,000	0	0	0	271,000
Summary for Year = 2006 (9 detail records)									\$6,192,593	\$3,540,380	\$0	\$415,222	\$0	\$2,236,991

MPO: FARGO-MOORHEAD COUNCIL OF GOVERNMENTS  
Fiscal Year: 2007

STIP for FY 2006-2008

Seq #	Route System	Project Number	Agency	Description	Miles	Program	Type of Work	Proposed Funds	Total	FHWA	AC	FTA	TH	Other
622	BB	TRF-0034-07A	MOORHEAD	SECT 5307: CITY OF MOORHEAD RR TRANSIT	0.0	B9	OPERATE BUS	FTA	1,171,355	0	0	318,196	0	853,159
623	BB	TRF-0034-07B	MOORHEAD	SECT 5307: MOORHEAD DIAL-A-RIDE TRANSIT	0.0	B9	OPERATE BUS	LF	184,598	0	0	0	0	184,598
624	BB	TRF-0034-07C	MOORHEAD	SECT 5307: MOORHEAD PLANNING ASSISTANCE	0.0	B9	PLANNING	FTA	16,320	0	0	13,056	0	3,264
625	BB	TRF-0034-07D	MOORHEAD	SECT 5307: MOORHEAD PREVENTIVE MAINTENANCE	0.0	B9	CRACK REPAIR	FTA	60,000	0	0	48,000	0	12,000
626	BB	TRF-0034-07E	MOORHEAD	SECT 5307: MOORHEAD BUS RELATED EQUIPMENT	0.0	B9	CRACK REPAIR	FTA	50,000	0	0	40,000	0	10,000
630	BB	TRF-3291-07	MN/DOT	SECT 5311: CLAY COUNTY TRANSIT OPERATING ASSISTANCE	0.0	OB	OPERATE BUS	FTA	249,588	0	0	49,918	0	199,670
641	PED/BIKE	14-090-03	CLAY COUNTY	DILWORTH 4TH AVE NORTH BIKE PATH	0.5	EN	PEDESTRIAN BIKE TRAIL	EN	149,000	119,000	0	0	0	30,000
650	MSAS 20	144-120-16	MOORHEAD	5TH ST FROM 12TH TO 22ND AVE, URBAN GRADING AND BIT SURFACING	0.7	RC	GRADE AND SURFACE	STP	650,000	249,600	0	0	0	400,400
651	MSAS 29	144-129-04	MOORHEAD	15TH AVE N FROM 28TH ST TO 334TH ST N - NEW STREET CONSTRUCTION	0.5	MC	GRADE AND SURFACE	STP	792,000	633,600	0	0	0	158,400
652	MSAS	144-135-12	MOORHEAD	34TH ST S CORRIDOR AND INTERSTATE INTERCHANGE	0.0	MC	CONCRETE PAVEMENT	FFM IM	1,000,000	800,000	0	0	0	200,000
659	I 94	1480-149	MOORHEAD	34TH ST S CORRIDOR AND INTERSTATE INTERCHANGE (LOCAL FED - AC PROJECT, PAYBACK IN 2008)	0.7	MC	CONCRETE PAVEMENT	IM	1,372,210	384,000	0	0	988,210	0
659	I 94	1480-149L	MOORHEAD	34TH ST S CORRIDOR AND INTERSTATE INTERCHANGE (AC PROJECT, PAYBACK IN 2008)	0.7	MC	CONCRETE PAVEMENT	FFM IM	6,127,790	4,768,825	1,500,000	0	0	1,358,965
Summary for Year = 2007 (12 detail records)									\$11,822,861	\$6,955,025	\$1,500,000	\$469,170	\$988,210	\$3,410,456

MPO: FARGO-MOORHEAD COUNCIL OF GOVERNMENTS  
Fiscal Year: 2008

STIP for FY 2006-2008

Seq #	Route System	Project Number	Agency	Description	Miles	Program	Type of Work	Proposed Funds	Total	FHWA	AC	FTA	TH	Other
674	BB	TRF-0034-08A	MOORHEAD	SECT 5307: CITY OF MOORHEAD RR TRANSIT	0.0	B9	OPERATE BUS	FTA	1,405,625	0	0	330,924	0	1,074,701
675	BB	TRF-0034-08B	MOORHEAD	SECT 5307: MOORHEAD DIAL-A-RIDE TRANSIT	0.0	B9	OPERATE BUS	LF	191,982	0	0	0	0	191,982
676	BB	TRF-0034-08C	MOORHEAD	SECT 5307: MOORHEAD PLANNING ASSISTANCE	0.0	B9	PLANNING	FTA	16,646	0	0	13,317	0	3,329
677	BB	TRF-0034-08D	MOORHEAD	SECT 5307: MOORHEAD PREVENTIVE MAINTENANCE	0.0	B9	PREVENTIVE MAINTENANCE	FTA	60,000	0	0	48,000	0	12,000
678	BB	TRF-0034-08E	MOORHEAD	SECT 5307: MOORHEAD SHELTERS/PASS FACILITY IMPROVEMENTS	0.0	B9	BUS GRANT CAPITAL IMPROVEMENT	FTA	100,000	0	0	80,000	0	20,000
679	BB	TRF-0034-08F	MOORHEAD	SECT 5307: MOORHEAD CLASS 400 BUS	0.0	B9	PURCHASE BUS	FTA	69,000	0	0	55,200	0	13,800
683	BB	TRF-3291-08	MN/DOT	SECT 5311: CLAY COUNTY TRANSIT OPERATING ASSISTANCE	0.0	OB	OPERATE BUS	FTA	257,075	0	0	51,415	0	205,660
704	I 94	1480-149LAC	MN/DOT	34TH ST S CORRIDOR AND INTERSTATE INTERCHANGE (AC PAYBACK)	0.7	MC	CONCRETE PAVEMENT	FFM IM	1,500,000	1,500,000	0	0	0	0
Summary for Year = 2008 (8 detail records)									\$3,600,328	\$1,500,000	\$0	\$578,856	\$0	\$1,521,472

MPO: LACROSSE-LACRESCENT AREA PLANNING ORGANIZATION  
Fiscal Year: 2006

STIP for FY 2006-2008

Seq #	Route System	Project Number	Agency	Description	Miles	Program	Type of Work	Proposed Funds	Total	FHWA	AC	FTA	TH	Other
726	BB	TRF-3780-03A	LA CRESCENT	SECT 5309: LACRESCENT TRANSFER STATION	0.0	B3	BUS GRANT CAPITAL IMPROVEMENT	FTA	73,776	0	0	59,021	0	14,755
727	BB	TRF-3780-06	LA CRESCENT	SECT 5307: CITY OF LA CRESCENT REGULAR ROUTE TRANSIT SYSTEM OPERATING ASSISTANCE	0.0	B9	OPERATE BUS	FTA	157,609	0	0	27,256	0	130,353
728	BB	TRF-3780-06A	LA CRESCENT	SECT 5309: LACRESCENT TRANSFER STATION: PHASE II	0.0	B3	BUS GRANT CAPITAL IMPROVEMENT	FTA	125,000	0	0	100,000	0	25,000
742	CSAH 20	28-606-20	HOUSTON COUNTY	JCT HOUSTON CSAH 6 AND HOUSTON CSAH 29 TO JCT HOUSTON CSAH 6 AND TH 14/16/61 - GRADE & SURFACE	0.3	RC	GRADE AND SURFACE	STP	630,000	504,000	0	0	0	126,000
Summary for Year = 2006 (4 detail records)									\$986,385	\$504,000	\$0	\$186,277	\$0	\$296,108

MPO: LACROSSE-LACRESCENT AREA PLANNING ORGANIZATION  
Fiscal Year: 2007

STIP for FY 2006-2008

Seq #	Route System	Project Number	Agency	Description	Miles	Program	Type of Work	Proposed Funds	Total	FHWA	AC	FTA	TH	Other
784	BB	TRF-3780-07	LA CRESCENT	SECT 5307: CITY OF LA CRESCENT REGULAR ROUTE TRANSIT SYSTEM OPERATING ASSISTANCE	0.0	B9	OPERATE BUS	FTA	157,609	0	0	27,256	0	130,353
793	BB	TRS-3780-07T	MN/DOT	LACRESCENT, PURCHASE 1 BUS (CLASS 600)	0.0	TR	PURCHASE BUS	STP	134,000	107,200	0	0	0	26,800
821	TH 61	2805-62	MN/DOT	IN LACRESCENT (DIKE ROAD) OVER CP RR AND CITY STREET, BR 5475 (AC PROJECT, PAYBACK IN 2008)	0.0	BR	BRIDGE REPLACEMENT	NHS	4,400,000	0	4,200,000	0	4,400,000	0
Summary for Year = 2007 (3 detail records)									\$4,691,609	\$107,200	\$4,200,000	\$27,256	\$4,400,000	\$157,153

MPO: LACROSSE-LACRESCENT AREA PLANNING ORGANIZATION  
Fiscal Year: 2008

STIP for FY 2006-2008

Seq #	Route System	Project Number	Agency	Description	Miles	Program	Type of Work	Proposed Funds	Total	FHWA	AC	FTA	TH	Other
839	BB	TRF-3780-08	LA CRESCENT	SECT 5307: CITY OF LA CRESCENT REGULAR ROUTE TRANSIT SYSTEM OPERATING ASSISTANCE	0.0	B9	OPERATE BUS	FTA	157,609	0	0	27,256	0	130,353
878	TH 61	2805-62AC	MN/DOT	IN LACRESCENT (DIKE ROAD) OVER CP RR AND CITY STREET, BR 5475 (AC PAYBACK)	0.0	BR	BRIDGE REPLACEMENT	NHS	4,200,000	4,200,000	0	0	0	0
Summary for Year = 2008 (2 detail records)									\$4,357,609	\$4,200,000	\$0	\$27,256	\$0	\$130,353

MPO: ROCHESTER-OLMSTED COUNCIL OF GOVERNMENTS  
Fiscal Year: 2006

STIP for FY 2006-2008

Seq #	Route System	Project Number	Agency	Description	Miles	Program	Type of Work	Proposed Funds	Total	FHWA	AC	FTA	TH	Other
718	BB	TRF-0047-06	ROCHESTER TRANSIT	SECT 5307: ROCHESTER DIAL-A-RIDE SYSTEM OPERATING ASSISTANCE	0.0	B9	OPERATE BUS	LF	554,003	0	0	0	0	554,003
719	BB	TRF-0047-06A	ROCHESTER TRANSIT	SECT 5307: ROCHESTER FIXED ROUTE SYSTEM OPERATING ASSISTANCE	0.0	B9	OPERATE BUS	FTA	3,252,665	0	0	518,018	0	2,734,647
720	BB	TRF-0047-06B	ROCHESTER TRANSIT	SECT 5307: ROCHESTER RR, PURCHASE 2 BUSES (CLASS 700)	0.0	B9	PURCHASE BUS	FTA	578,000	0	0	462,400	0	115,600
721	BB	TRF-0047-06C	ROCHESTER TRANSIT	SECT 5307: ROCHESTER RR, REVENUE CONTROL EQUIPMENT	0.0	B9	OPERATE BUS	FTA	100,000	0	0	80,000	0	20,000
724	BB	TRF-2497-06	MN/DOT	SECT 5311: CITY OF STEWARTVILLE OPERATING ASSISTANCE	0.0	OB	OPERATE BUS	FTA	60,790	0	0	12,084	0	48,706
733	BB	TRS-0047-06	ROCHESTER TRANSIT	ROCHESTER RR - PURCHASE 5 BUSES (CLASS 700)	0.0	TR	PURCHASE BUS	FTA STP	1,477,455	462,400	0	719,564	0	295,491
734	BB	TRS-0047-06T	ROCHESTER TRANSIT	CITY OF ROCHESTER PUBLIC TRANSIT - PURCHASE 1 BUS (CLASS 700)	0.0	TR	PURCHASE BUS	STP	350,000	280,000	0	0	0	70,000
751	TH 14	5502-85AC3	MN/DOT	DESIGN BUILD - BEST VALUE (AC PAYBACK)	10.8	MC	GRADE,SURFACE & BRIDGE	NHS	17,120,000	17,120,000	0	0	0	0
757	TH 52	5508-84	MN/DOT	ORONOCO - DESIGN BUILD, (BAP PROJECT, PAYBACK IN 2007 AND 2008)	4.1	MC	GRADE,SURFACE & BRIDGE	BF STP	12,951,000	0	14,016,109	0	0	12,951,000
757	TH 52	5508-84L	OLMSTED COUNTY ORONOCO	ORONOCO DESIGN/BUILD PROJECT, OLMSTED COUNTY & CITY OF ORONOCO PROJECT COST SHARE	4.1	MC	GRADE,SURFACE & BRIDGE	STP	3,763,891	1,508,874	0	0	0	2,255,017
757	TH 52	5508-84S	MN/DOT	ORONOCO - DESIGN BUILD - HES FUNDING	4.1	MC	GRADE,SURFACE & BRIDGE	HES	0	0	5,000,000	0	0	0
Summary for Year = 2006 (11 detail records)									\$40,207,804	\$19,371,274	\$19,016,109	\$1,792,066	\$0	\$19,044,464

MPO: ROCHESTER-OLMSTED COUNCIL OF GOVERNMENTS  
Fiscal Year: 2007

STIP for FY 2006-2008

Seq #	Route System	Project Number	Agency	Description	Miles	Program	Type of Work	Proposed Funds	Total	FHWA	AC	FTA	TH	Other
778	BB	TRF-0047-07	ROCHESTER TRANSIT	SECT 5307: ROCHESTER DIAL-A-RIDE SYSTEM OPERATING ASSISTANCE	0.0	B9	OPERATE BUS	LF	554,003	0	0	0	0	554,003
779	BB	TRF-0047-07A	ROCHESTER TRANSIT	SECT 5307: ROCHESTER FIXED ROUTE SYSTEM OPERATING ASSISTANCE	0.0	B9	OPERATE BUS	FTA	3,252,665	0	0	518,018	0	2,734,647
782	BB	TRF-2497-07	MN/DOT	SECT 5311: CITY OF STEWARTVILLE OPERATING ASSISTANCE	0.0	OB	OPERATE BUS	FTA	60,790	0	0	12,084	0	48,706
789	BB	TRS-0047-07B	ROCHESTER TRANSIT	ROCHESTER RR, PURCHASE 1 BUS (CLASS 700)(5307)	0.0	TR	PURCHASE BUS	STP	295,491	236,393	0	0	0	59,098
790	BB	TRS-0047-07T	ROCHESTER TRANSIT	ROCHESTER, PURCHASE LARGE BUSES (CLASS 700)	0.0	TR	PURCHASE BUS	STP	342,500	274,000	0	0	0	68,500
806	PED/BIKE	55-090-02	OLMSTED COUNTY	MAYOWOOD ROAD (OLMSTED CR 125) TRAIL AND TRAILHEAD DEVELOPMENT	0.9	EN	PEDESTRIAN BIKE TRAIL	EN	405,283	271,540	0	0	0	133,743
812	CITY	159-080-13	ROCHESTER	50TH AVE NW FROM OLMSTED CSAH 4 TO NICKLAUS DR NW IN ROCHESTER	1.2	RC	GRADE AND SURFACE	STP	2,700,000	1,350,000	0	0	0	1,350,000
814	TH 14	5502-85AC4	MN/DOT	DESIGN BUILD - BEST VALUE (AC PAYBACK)	10.8	MC	GRADE,SURFACE & BRIDGE	NHS	17,120,000	17,120,000	0	0	0	0
816	TH 30	5505-24	MN/DOT	STEWARTVILLE TO CUMMINGSVILLE, BITUMINOUS OVERLAY	11.9	RS	MILL AND OVERLAY	SF	2,600,000	0	0	0	2,600,000	0
817	TH 30	5505-25	MN/DOT	S JCT OF TH 63 TO 0.39 MI E IN STEWARTVILLE, GRADE & SURFACE	0.4	RC	GRADE AND SURFACE	SF LF	1,000,000	0	0	0	600,000	400,000
820	TH 52	5508-84AC1	MN/DOT	ORONOCO - DESIGN BUILD - (DISTRICT SHARE BAP PAYBACK)	4.1	MC	GRADE,SURFACE & BRIDGE	SF	9,963,000	9,963,000	0	0	0	0
822	TH 63	5509-62AC1	MN/DOT	TH 63 @ 40TH ST SW IN ROCHESTER (AC PAYBACK)	1.4	MC	GRADE,SURFACE & BRIDGE	NHS	5,000,000	5,000,000	0	0	0	0
Summary for Year = 2007 (12 detail records)									43,293,732	34,214,933	\$0	\$530,102	\$3,200,000	\$5,348,697

MPO: ROCHESTER-OLMSTED COUNCIL OF GOVERNMENTS  
Fiscal Year: 2008

STIP for FY 2006-2008

Seq #	Route System	Project Number	Agency	Description	Miles	Program	Type of Work	Proposed Funds	Total	FHWA	AC	FTA	TH	Other
833	BB	TRF-0047-08	ROCHESTER TRANSIT	SECT 5307: ROCHESTER DIAL-A-RIDE SYSTEM OPERATING ASSISTANCE	0.0	B9	OPERATE BUS	LF	554,003	0	0	0	0	554,003
834	BB	TRF-0047-08A	ROCHESTER TRANSIT	SECT 5307: ROCHESTER FIXED ROUTE SYSTEM OPERATING ASSISTANCE	0.0	B9	OPERATE BUS	FTA	3,252,665	0	0	518,018	0	2,734,647
837	BB	TRF-2497-08	MN/DOT	SECT 5311: CITY OF STEWARTVILLE OPERATING ASSISTANCE	0.0	OB	OPERATE BUS	FTA	60,790	0	0	12,084	0	48,706
862	PED/BIKE	159-090-15	ROCHESTER	CASCADE LAKE/DOUGLAS TRAIL PEDESTRIAN BRIDGE OVER DM&E RAILROAD	0.0	EN	PEDESTRIAN BIKE BRIDGE	EN	996,600	795,000	0	0	0	201,600
863	CITY	159-113-16	ROCHESTER	11TH AVE NW - 6TH ST NW TO 10TH ST NW, CONCRETE PAVEMENT REHAB	0.2	RD	CONCRETE PAVEMENT REHAB	STP	970,000	730,000	0	0	0	240,000
867	TH 14	5502-85AC5	MN/DOT	DESIGN BUILD - BEST VALUE (AC PAYBACK)	10.8	MC	GRADE,SURFACE & BRIDGE	NHS	17,120,000	17,120,000	0	0	0	0
872	TH 52	5507-54	MN/DOT	JCT OLMSTED CSAH 1 AND JCT OLMSTED CSAH 36, S OF ROCHESTER, INTERCHANGE LIGHTING	0.0	SC	LIGHTING	SF	130,000	0	0	0	130,000	0
873	TH 52	5507-58	MN/DOT	OVER WILLOW CREEK 0.30 MI SE OF JCT TH 63, REHAB BR 55021/55022	0.0	BI	BRIDGE REPAIR	SF	950,000	0	0	0	950,000	0
874	TH 52	5508-84AC2	MN/DOT	ORONOCO - DESIGN BUILD - BAP - (AC PAYBACK)	4.1	SC	GRADE,SURFACE & BRIDGE	SF	9,053,109	9,053,109	0	0	0	0
879	TH 63	5509-62AC2	MN/DOT	TH 63 @ 40TH ST SW IN ROCHESTER (AC PAYBACK)	1.4	MC	GRADE,SURFACE & BRIDGE	NHS	1,356,296	1,356,296	0	0	0	0
Summary for Year = 2008 (10 detail records)									\$34,443,463	\$29,054,405	\$0	\$530,102	\$1,080,000	\$3,778,956



# **Transportation Enhancement Activities (TEA)**

---

## **TRANSPORTATION ENHANCEMENT ACTIVITIES (TEA)**

Enhancement funding is a portion of the federal STP funds available for projects in one or more of ten exclusive project categories and subject to the same general eligibility requirements associated with other federally funded transportation projects. For the 2006-2008 STIP, enhancement projects were solicited, ranked and selected within the ATP process. The projects were then incorporated into the ATIPs. The Enhancement funding included in the 2006-2008 STIP is shown in Figure A-2.

<b>Figure A-2 TRANSPORTATION ENHANCEMENT FUNDING BY YEAR (\$ MILLIONS)</b>				
	<b>2006</b>	<b>2007</b>	<b>2008</b>	<b>TOTAL</b>
<b>Federal Highway Funds</b>	<b>19.5</b>	<b>10.5</b>	<b>10.4</b>	<b>40.4</b>

**This page left blank intentionally**

Enhancement Projects  
Fiscal Year: 2006

STIP for FY 2006-2008

Seq #	ATP	Route System	Project Number	Agency	Description	Miles	Program	Type of Work	Proposed Funds	Total	FHWA	AC	FTA	State	Other
19	1	PED/BIKE	01-090-01	AITKIN COUNTY	IN HILL CITY, HILL LAKE TRAIL (PHASE 2)	3.5	EN	PEDESTRIAN BIKE TRAIL	EN	280,900	224,720	0	0	0	56,180
25	1	TH 61	38-090-02AC	LAKE COUNTY	SILVER BAY TO 1.7 MI S OF TH 1, PEDESTRIAN/BIKE UNDERPASS, BR 38J16 (AC PAYBACK)	2.8	EN	PEDESTRIAN BIKE BRIDGE	EN	84,000	84,000	0	0	0	0
29	1	EN	69-090-20	ST LOUIS COUNTY	IN DULUTH, LAKE SUPERIOR TRANSIT MUSEUM-HISTORIC LOCOMOTIVE (D&MN #14) RESTORATION (AC PROJECT, PAYBACK IN 2007)	0.0	EN	HISTORIC PRESERVATION	EN	20,700	0	82,800	0	0	20,700
33	1	PED/BIKE	91-030-07	ARDC	DULUTH SUPERIOR BIKEWAYS PLAN PHASE II (AC PROJECT, PAYBACK IN 2007)	0.0	EN	PLANNING	EN	24,968	0	99,872	0	0	24,968
34	1	PED/BIKE	92-090-27	MN DNR	GITCHI-GAMI STATE TRAIL-LUTSEN	5.0	EN	PEDESTRIAN BIKE TRAIL	EN	1,037,750	400,000	0	0	0	637,750
35	1	PED/BIKE	118-090-11	DULUTH	IN DULUTH, LAKEWALK E EXTENSION PHASE I (AC PROJECT, PAYBACK IN 2007)	1.0	EN	PEDESTRIAN BIKE TRAIL	EN	200,000	0	400,000	0	0	200,000
216	2	PED/BIKE	45-090-01	MARSHALL COUNTY	MARSHALL COUNTY PEDESTRIAN/BIKE TRAIL	2.5	EN	PEDESTRIAN BIKE TRAIL	EN	225,000	180,000	0	0	0	45,000
220	2	TH 197	105-010-14	BEMIDJI	PAUL BUNYAN DRIVE, LANDSCAPING	0.0	EN	LANDSCAPING	EN	125,000	100,000	0	0	0	25,000
386	3	PED/BIKE	49-090-01	MORRISON COUNTY	BIKE/PED TRAIL FROM STEARNS-MORRISON CO LINE TO BOWLUS ON ABANDONED SOO LINE RR CORRIDOR	3.9	EN	PEDESTRIAN BIKE TRAIL	EN	445,000	356,000	0	0	0	89,000
392	3	PED/BIKE	77-090-01	TODD COUNTY	TODD/STEARNS CO LINE TO TODD/DOUGLAS CO LINE, CONSTRUCT LAKE WOBEGON TRAIL	8.0	EN	PEDESTRIAN BIKE TRAIL	EN	611,077	488,862	0	0	0	122,215
395	3	PED/BIKE	86-090-01	WRIGHT COUNTY	BIKE/PED TRAIL FROM MAPLE LAKE TO NEY COUNTY REGIONAL PARK	1.1	EN	PEDESTRIAN BIKE TRAIL	EN	253,000	117,000	0	0	0	136,000
397	3	PED/BIKE	86-675-17	WRIGHT COUNTY	CLEARWATER ATHLETIC FIELD TO WRIGHT CSAH 7, PHASE I OF RIVER CO REG BIKE/PED TRAIL	4.0	EN	PEDESTRIAN BIKE TRAIL	EN	350,913	280,730	0	0	0	70,183
598	4	PED/BIKE	144-090-12	MOORHEAD	MOORHEAD RAIL SCAPING/BIKE PATH PROJECT	2.0	EN	PEDESTRIAN BIKE TRAIL	EN	482,975	386,380	0	0	0	96,595
743	6	PED/BIKE	50-090-03	MOWER COUNTY	SHOOTING STAR ALTERNATIVE TRANSPORTATION TRAIL (PART III)	4.7	EN	PEDESTRIAN BIKE TRAIL	EN	520,000	416,000	0	0	0	104,000
748	6	PED/BIKE	176-090-02	WINONA	MIDDLE SCHOOL BIKE PATH IN WINONA	1.1	EN	PEDESTRIAN BIKE TRAIL	EN	426,000	340,000	0	0	0	86,000
911	7	PED/BIKE	07-090-02	BLUE EARTH	MINNEOPA STATE PARK TRAIL	2.4	EN	PEDESTRIAN BIKE TRAIL	EN	514,000	364,000	0	0	0	150,000
915	7	PED/BIKE	32-090-02	JACKSON COUNTY	LOON LAKE TRAIL IN JACKSON CO, PHASE 1	0.7	EN	PEDESTRIAN BIKE TRAIL	EN	110,000	88,000	0	0	0	22,000
916	7	PED/BIKE	32-090-03	JACKSON COUNTY	NELSON CREEK TRAIL IN JACKSON CO	1.6	EN	PEDESTRIAN BIKE TRAIL	EN	261,000	209,000	0	0	0	52,000

Enhancement Projects  
Fiscal Year: 2006

STIP for FY 2006-2008

Seq #	ATP	Route System	Project Number	Agency	Description	Miles	Program	Type of Work	Proposed Funds	Total	FHWA	AC	FTA	State	Other
917	7	PED/BIKE	32-090-04	JACKSON COUNTY	LOON LAKE TRAIL IN JACKSON CO, PHASE 2	6.5	EN	PEDESTRIAN BIKE TRAIL	EN	147,000	117,000	0	0	0	30,000
922	7	PED/BIKE	81-090-03	WASECA COUNTY	CLEAR LAKE PATH, GRADING, SURFACE, LIGHTING (STAGE 1)	2.7	EN	PEDESTRIAN BIKE TRAIL	EN	809,000	400,000	0	0	0	409,000
923	7	PED/BIKE	81-090-04	WASECA COUNTY	CLEAR LAKE PATH, GRADING, SURFACE, LIGHTING (STAGE 2)	1.6	EN	PEDESTRIAN BIKE TRAIL	EN	450,000	360,000	0	0	0	90,000
924	7	PED/BIKE	148-090-02	NEW ULM	NEW ULM TRAIL PHASE 2	2.7	EN	PEDESTRIAN BIKE TRAIL	EN	1,484,000	450,000	0	0	0	1,034,000
925	7	PED/BIKE	148-090-03	NEW ULM	NEW ULM TRAIL PHASE 3	1.2	EN	PEDESTRIAN BIKE TRAIL	EN	658,000	181,000	0	0	0	477,000
926	7	PED/BIKE	150-090-01	NORTH MANKATO	NORTH MANKATO MN RIVER TRAIL	1.7	EN	PEDESTRIAN BIKE TRAIL	EN	65,000	52,000	0	0	0	13,000
1048	8	PED/BIKE	37-090-02	DAWSON	TRAIL AND BIKE/PED BRIDGE (BR 37550) AROUND/OVER LAC QUI PARLE RIVER IN DAWSON (AC PROJECT, PAYBACK IN FY 2007)	0.0	EN	PEDESTRIAN BIKE BRIDGE	EN	164,800	104,000	139,200	0	0	60,800
1052	8	EN	87-090-03AC	YELLOW MEDICINE COUNTY	GRANITE FALLS MEMORIAL PARK TRAIL (PHASE 2) FROM E END OF MEMORIAL PARK TO TH 67	0.0	EN	GRADE AND SURFACE	EN	36,000	36,000	0	0	0	0
1233	M	PED/BIKE	19-090-06	DAKOTA COUNTY	N SIDE TH 110 FROM TH 149 IN MENDOTA HEIGHTS TO CHARLTON RD IN WEST ST PAUL, NORTH URBAN REGIONAL TRAIL (PHASE 2)	1.2	EN	PEDESTRIAN BIKE TRAIL	EN	663,835	531,068	0	0	0	132,767
1240	M	CSAH 3	27-603-33	HENNEPIN COUNTY	DUPONT AVE TO BLAISDELL AVE IN MINNEAPOLIS, LAKE STREET STREETScape IMPROVEMENT (AC PROJECT-PAYBACK IN 2007)	1.1	EN	LANDSCAPING	EN	786,520	0	837,270	0	0	786,520
1241	M	CSAH 3	27-603-34	HENNEPIN COUNTY	HIAWATHA AVE TO W RIVER PARKWAY IN MINNEAPOLIS, LAKE ST STREETScape IMPROVEMENT (AC PROJECT-PAYBACK IN 2007)	2.0	EN	LANDSCAPING	EN	786,520	0	837,720	0	0	786,520
1247	M	CSAH 153	27-753-11	HENNEPIN COUNTY	LOWRY AVE CORRIDOR STREETScape, SIDEWALKS, BIKE LANES, PED LIGHTING, & LANDSCAPING(AFFORDABLE HOUSING PROJECT)	0.0	EN	ENHANCEMENT	EN	893,570	714,856	0	0	0	178,714
1255	M	PED/BIKE	91-090-31	MPLS PARK/REC BOARD	37TH AVE NE TO STINSON PKWY IN MPLS, ST ANTHONY PKWY BIKE TRAIL	2.5	EN	PEDESTRIAN BIKE TRAIL	EN	1,076,890	861,512	0	0	0	215,378
1256	M	PED/BIKE	91-090-33	ST PAUL PARK/REC	PHALEN CR TRL, SWEDE HOLLOW PK, INDIAN MOUNDS PK TO LOWERTOWN/GRR RD TRL IN ST PAUL, CONST LOWER PHALEN CR TRL (LIV COMM PROJ)	1.8	EN	PEDESTRIAN BIKE TRAIL	EN	1,895,488	1,315,710	0	0	0	579,778
1257	M	PED/BIKE	91-090-34	ST PAUL PARK/REC	COMO REGIONAL PARK PED/BIKE TRAIL, CONSTRUCT TRAIL & MISC IMPROVEMENTS	5.3	EN	PEDESTRIAN BIKE TRAIL	EN	872,000	697,600	0	0	0	174,400
1259	M	PED/BIKE	92-090-22	MN DNR	OVER CSAH 12 IN GRANT TOWNSHIP, GATEWAY STATE TRAIL BRIDGE 62J12 & APPROACHES	0.2	EN	PEDESTRIAN BIKE BRIDGE	EN	389,850	311,880	0	0	0	77,970

Enhancement Projects  
Fiscal Year: 2006

STIP for FY 2006-2008

Seq #	ATP	Route System	Project Number	Agency	Description	Miles	Program	Type of Work	Proposed Funds	Total	FHWA	AC	FTA	State	Other
1265	M	PED/BIKE	127-090-04	FRIDLEY	TH 47 TO BNSF RR IN FRIDLEY, 85TH AVE TRAIL	0.8	EN	PEDESTRIAN BIKE TRAIL	EN	1,130,000	904,000	0	0	0	226,000
1267	M	PED/BIKE	141-080-27	MINNEAPOLIS	GREAT LAKE CENTER NEAR LAKE ST AND CHICAGO AVE IN MINNEAPOLIS, BICYCLE STATION	0.0	EN	PED/BIKE IMPROVEMENT	EN	358,830	287,064	0	0	0	71,766
1271	M	PED/BIKE	141-090-15	MINNEAPOLIS	NEAR NORTHSIDE REDEVELOPMENT PROJECT IN MPLS, PEDESTRIAN/BICYCLE TRAILS	2.4	EN	PEDESTRIAN BIKE TRAIL	EN	1,151,878	837,270	0	0	0	314,608
1276	M	EN	141-090-23	MINNEAPOLIS	HIAWATHA AVE TO MISS RIVER IN MPLS, MIDTOWN GREENWAY SAFETY ELEMENTS FOR PHASE 3 (LIVABLE COMMUNITIES PROJECT)(SUNSET DATE REMAINS 9/30/04)	1.5	EN	ENHANCEMENT	EN	354,520	283,616	0	0	0	70,904
1279	M	PED/BIKE	151-090-01	NORTH ST PAUL	OVER TH 36 BETWEEN 3RD ST AND MARGARET, PEDESTRIAN BRIDGE 62096	0.0	EN	PEDESTRIAN BIKE BRIDGE	EN	1,163,575	930,860	0	0	0	232,715
1282	M	EN	160-020-17	ROSEVILLE	LONG LAKE RD TO LEXINGTON AVE IN ROSEVILLE, STREETScape CONSTRUCTION	2.5	EN	ENHANCEMENT	EN	2,156,153	1,130,000	0	0	0	1,026,153
1284	M	EN	164-595-01	ST PAUL	UPPER LANDING PARK, MISSISSIPPI RIVERBANK IMPROVEMENTS	0.2	EN	ENHANCEMENT	EN	1,765,060	1,130,000	0	0	0	635,060
1285	M	EN	164-595-02	ST PAUL	HARVEST STATES/HIGH BRIDGE BARGE FLEETING AREA, MISSISSIPPI RIVERBANK IMPROVEMENTS	0.3	EN	ENHANCEMENT	EN	1,765,000	1,130,000	0	0	0	635,000
1286	M	EN	164-595-03	ST PAUL	HARVEST STATES HEAD HOUSE & SACK HOUSE, ADAPTIVE REUSE OF GTA	0.0	EN	ENHANCEMENT	EN	1,702,580	1,090,000	0	0	0	612,580
1287	M	EN	164-595-04	ST PAUL PARK/REC	COMMERCIAL NAVIGATION INTERPRETIVE MISSISSIPPI RIVER OVERLOOK	0.0	EN	ENHANCEMENT	EN	635,060	406,800	0	0	0	228,260
1288	M	EN	164-595-05	ST PAUL PARK/REC	CHESTNUT PLAZA MISSISSIPPI RIVER CONNECTION	0.0	EN	ENHANCEMENT	EN	1,702,580	1,090,000	0	0	0	612,580
1690	C	TH 999	880C-HP-06	MN/DOT	HISTORIC ROADSIDE LANDSCAPE INVESTIGATIONS (880C-HP-02)	0.0	EN	HISTORIC PRESERVATION	EN	94,640	75,712	0	0	18,928	0
Summary for Year = 2006 (46 projects)										\$31,130,632	\$19,462,640	\$2,396,862	\$0	\$18,928	\$11,649,064

Enhancement Projects  
Fiscal Year: 2007

STIP for FY 2006-2008

Seq #	ATP	Route System	Project Number	Agency	Description	Miles	Program	Type of Work	Proposed Funds	Total	FHWA	AC	FTA	State	Other
90	1	EN	16-090-02	TOFTE	TOFTE LAKE WALK PROJECT, HISTORIC AND CULTURAL INTERPRETATION (AC PROJECT, PAYBACK IN 2008)	0.0	EN	HISTORIC PRESERVATION	EN	22,440	0	89,720	0	0	22,440
93	1	PED/BIKE	31-663-20AC	COHASSET	CITY OF COHASSET, TIOGA TRAIL, BIKE TRAIL (AC PAYBACK)	1.8	EN	PEDESTRIAN BIKE TRAIL	EN	568,357	190,597	0	0	0	377,760
98	1	EN	69-090-20AC	ST LOUIS COUNTY	IN DULUTH, LAKE SUPERIOR TRANSIT MUSEUM-HISTORIC LOCOMOTIVE (D&MN #14) RESTORATION (AC PAYBACK)	0.0	EN	HISTORIC PRESERVATION	EN	82,800	82,800	0	0	0	0
99	1	PED/BIKE	69-090-21	REGIONAL RAIL AUTHORITY	MESABI TRAIL-BEARHEAD STATE PARK TO TOWER (AC PROJECT, PAYBACK IN 2008)	12.0	EN	PEDESTRIAN BIKE TRAIL	EN	200,000	0	400,000	0	0	200,000
100	1	PED/BIKE	69-090-22	AURORA	AURORA LAKE, ST. JAMES RECREATIONAL AREA, BIKE TRAIL (AC PROJECT, PAYBACK IN 2008)	2.0	EN	PEDESTRIAN BIKE TRAIL	EN	51,260	0	205,040	0	0	51,260
104	1	PED/BIKE	91-030-07AC	ARDC	DULUTH SUPERIOR BIKEWAYS PLAN PHASE II (AC PAYBACK)	0.0	EN	PLANNING	EN	99,872	99,872	0	0	0	0
105	1	EN	91-070-13	ARDC	NE MINNESOTA BICYCLE EDUCATION PROGRAM (AC PROJECT, PAYBACK IN 2008)	0.0	EN	PLANNING	EN	17,850	0	52,561	0	0	17,850
106	1	PED/BIKE	92-090-32	MN DNR	CASCADE RIVER STATE PARK TO GRAND MARAIS (PHASE I), BIKE TRAIL (AC PROJECT, PAYBACK IN 2008)	8.0	EN	PEDESTRIAN BIKE TRAIL	EN	1,572,300	0	400,000	0	0	1,572,300
107	1	PED/BIKE	118-090-11AC	DULUTH	IN DULUTH, LAKEWALK E EXTENSION PHASE I (AC PAYBACK)	1.0	EN	PEDESTRIAN BIKE TRAIL	EN	400,000	400,000	0	0	0	0
109	1	PED/BIKE	129-090-02AC	GRAND RAPIDS	CITY OF GRAND RAPIDS MULTI-USE TRAIL, BIKE TRAIL (AC PAYBACK)	2.0	EN	PEDESTRIAN BIKE TRAIL	EN	118,457	118,457	0	0	0	0
123	1	TH 65	3609-25S	MN/DOT	6.8 MI N OF KOOSKICHING CO LINE, REPLACE BR 5721 OVER LITTLEFORK RIVER (AC PROJECT, PAYBACK IN 2008)	0.1	BR	HISTORIC PRESERVATION	EN	600,000	480,000	0	0	120,000	0
277	2	PED/BIKE	115-020-03	CROOKSTON	CROOKSTON PERIMETER HIKING & BIKING TRAILS	1.8	EN	PEDESTRIAN BIKE TRAIL	EN	197,400	157,920	0	0	0	39,480
278	2	PED/BIKE	119-090-05	EAST GRAND FORKS	IN EGF - 4TH ST NW BIKE/PED UNDERPASS	0.0	EN	PEDESTRIAN BIKE TRAIL	EN	225,000	180,000	0	0	0	45,000
462	3	PED/BIKE	49-090-07	MORRISON COUNTY	BIKE/PED TRAIL FROM E SIDE OF MISSISSIPPI RIVER 3.3 MI TO E TH 10 ON ABANDONED SOO LINE RAIL CORRIDOR	3.3	EN	PEDESTRIAN BIKE TRAIL	EN	457,000	365,600	0	0	0	91,400
465	3	PED/BIKE	73-090-06	STEARNS COUNTY	PAYNESVILLE HIGH SCHOOL TO CITY PARK AT LAKE KORONIS, CONSTRUCT BIKE/PED TRAIL	2.0	EN	PEDESTRIAN BIKE TRAIL	EN	326,486	261,189	0	0	0	65,297
468	3	EN	80-595-01AC	WADENA COUNTY	RESTORATION OF HISTORIC DEPOT/VISITOR CENTER IN WADENA (AC PAYBACK)	0.0	EN	HISTORIC PRESERVATION	EN	437,000	437,000	0	0	0	0
639	4	EN	06-090-01	BIG STONE COUNTY	MN RIVER SCENIC OVERLOOK AND PRAIRIE WETLANDS TRAIL	5.0	EN	ENHANCEMENT	EN	172,000	137,600	0	0	0	34,400

Enhancement Projects  
Fiscal Year: 2007

STIP for FY 2006-2008

Seq #	ATP	Route System	Project Number	Agency	Description	Miles	Program	Type of Work	Proposed Funds	Total	FHWA	AC	FTA	State	Other
640	4	PED/BIKE	06-090-02	BIG STONE COUNTY	MN RIVER HEADWATERS RECREATIONAL TRAIL	2.0	EN	PEDESTRIAN BIKE TRAIL	EN	330,000	264,000	0	0	0	66,000
641	4	PED/BIKE	14-090-03	CLAY COUNTY	DILWORTH 4TH AVE NORTH BIKE PATH	0.5	EN	PEDESTRIAN BIKE TRAIL	EN	149,000	119,000	0	0	0	30,000
806	6	PED/BIKE	55-090-02	OLMSTED COUNTY	MAYOWOOD ROAD (OLMSTED CR 125) TRAIL AND TRAILHEAD DEVELOPMENT	0.9	EN	PEDESTRIAN BIKE TRAIL	EN	405,283	271,540	0	0	0	133,743
810	6	PED/BIKE	104-090-03	AUSTIN	WILDWOOD TRAIL LINK	2.9	EN	PEDESTRIAN BIKE TRAIL	EN	369,550	295,640	0	0	0	73,910
811	6	PED/BIKE	149-090-02	NORTHFIELD	MILL TOWNS TRAIL, TRAILHEAD AND TRAIL CONNECTION PROJECT	0.2	EN	PEDESTRIAN BIKE TRAIL	EN	418,169	334,535	0	0	0	83,634
956	7	PED/BIKE	08-090-01	BROWN COUNTY	BROWN CO BIKE/PED TRAIL AROUND SLEEPY EYE LAKE IN SLEEPY EYE	2.6	EN	PEDESTRIAN BIKE TRAIL	EN	216,539	173,231	0	0	0	43,308
957	7	PED/BIKE	17-090-01	COTTONWOOD COUNTY	BIKE/PED TRAIL AROUND MT LAKE IN COTTONWOOD CO (SURFACING)	4.4	EN	PEDESTRIAN BIKE TRAIL	EN	240,230	192,184	0	0	0	48,046
960	7	PED/BIKE	32-609-50	JACKSON COUNTY	HERON LAKE/OKABENA TRAIL, GRADING, SURFACING, BR#32550, 5937 & 5938	4.0	EN	PEDESTRIAN BIKE TRAIL	EN	596,000	365,000	0	0	0	231,000
962	7	EN	52-090-02	NICOLLET COUNTY	MINNEMISHOINONA FALLS IN NICOLLET CO, PURCHASE VIEWING AREA/PARKING/PAVED PATH/FENCING	0.0	EN	PEDESTRIAN BIKE TRAIL	EN	95,300	64,240	0	0	0	31,060
967	7	PED/BIKE	165-090-02	ST PETER	ST PETER, NEW PED/BIKE TRAIL	0.0	EN	PEDESTRIAN BIKE BRIDGE	EN	237,900	190,300	0	0	0	47,600
1097	8	PED/BIKE	37-090-02AC	DAWSON	TRAIL AND BIKE/PED BRIDGE (BR 37550) OVER LAC QUI PARLE RIVER IN DAWSON (AC PROJECT, PAYBACK)	0.0	EN	PEDESTRIAN BIKE BRIDGE	EN	139,200	139,200	0	0	0	0
1442	M	PED/BIKE	19-090-07	DAKOTA COUNTY	COMPLETE EXISTING SOUTH ST. PAUL RIVERFRONT TRAIL AND CONNECT TO BKWY AT 70TH ST IN INVER GROVE HTS, CONSTRUCT MISS RIVER REGIONAL TRAIL, NORTHERN SEGMENT	2.4	EN	GRADE AND SURFACE	EN	885,500	708,400	0	0	0	177,100
1444	M	CSAH 19	27-090-13	HENNEPIN COUNTY	BAKER PARK RESERVE TO MAPLE PARK IN MEDINA, CONSTRUCT CSAH 19 MULTI-USE TRAIL(PHASE I)	1.1	EN	GRADE AND SURFACE	EN	495,880	396,704	0	0	0	99,176
1445	M	CSAH 3	27-603-33AC	HENNEPIN COUNTY	DUPONT AVE TO BLAISDELL AVE IN MINNEAPOLIS, LAKE STREET STREETSCAPE IMPROVEMENT (AC PAYBACK)	1.6	EN	LANDSCAPING	EN	837,720	837,720	0	0	0	0
1446	M	CSAH 3	27-603-34AC	HENNEPIN COUNTY	HIAWATHA AVE TO W RIVER PARKWAY IN MINNEAPOLIS, LAKE ST STREETSCAPE IMPROVEMENT (AC PAYBACK)	2.0	EN	LANDSCAPING	EN	837,720	837,720	0	0	0	0
1450	M	PED/BIKE	91-090-35	THREE RIVERS PARK DISTRICT	36TH AVE N IN NEW HOPE & PLYMOUTH, CONSTRUCT PEDESTRIAN/BICYCLE BR 27R33 OVER TH 169	0.0	EN	PEDESTRIAN BIKE BRIDGE	EN	1,034,000	827,200	0	0	0	206,800

## Enhancement Projects

Fiscal Year: 2007

## STIP for FY 2006-2008

Seq #	ATP	Route System	Project Number	Agency	Description	Miles	Program	Type of Work	Proposed Funds	Total	FHWA	AC	FTA	State	Other
1451	M	PED/BIKE	91-090-37	WASHINGTON COUNTY	HARDWOOD CREEK REG TRAIL NEAR FOREST LAKE, CONSTRUCT A TRAILHEAD FACILITY ADJ TO TRAIL WITH PARKING, RESTROOMS, LIGHTING AND INFO KIOSKS	0.0	EN	PED./BIKE IMPROVEMENT	EN	275,000	220,000	0	0	0	55,000
1452	M	PED/BIKE	91-090-40	MPLS PARK/REC BOARD	FRANKLIN AVE TO FULTON ST/E RIVER PKWY IN MPLS, RECONSTRUCT E RIVER PKWY PED & BIKE TRAIL, SIGNS, LANDSCAPING, ETC	2.0	EN	PED./BIKE IMPROVEMENT	EN	1,375,000	1,100,000	0	0	0	275,000
1453	M	PED/BIKE	92-090-28	MN DNR	LUCE LINE TRAIL IN WATERTOWN AND HOLLYWOOD TWPS, REHAB & WIDEN FROM WATERTOWN TO THE MCLEOD CO LINE	8.0	EN	PED./BIKE IMPROVEMENT	EN	352,000	281,600	0	0	0	70,400
Summary for Year = 2007 (36 projects)										\$14,838,213	\$10,529,249	\$1,147,321	\$0	\$120,000	\$4,188,964

Enhancement Projects  
Fiscal Year: 2008

STIP for FY 2006-2008

Seq #	ATP	Route System	Project Number	Agency	Description	Miles	Program	Type of Work	Proposed Funds	Total	FHWA	AC	FTA	State	Other
150	1	PED/BIKE	09-090-01	CARLTON COUNTY	CARLTON TO CLOQUET CONNECTOR (PHASE I), BIKE TRAIL (AC PROJECT, PAYBACK IN 2009)	3.0	EN	PEDESTRIAN BIKE TRAIL	EN	100,000	0	400,000	0	0	100,000
152	1	EN	16-090-02AC	TOFTE	TOFTE LAKE WALK PROJECT, HISTORIC AND CULTURAL INTERPRETATION (AC PAYBACK)	0.0	EN	HISTORIC PRESERVATION	EN	89,720	89,720	0	0	0	0
155	1	PED/BIKE	69-090-21AC	REGIONAL RAIL AUTHORITY	MESABI TRAIL, BEARHEAD STATE PARK TO TOWER (AC PAYBACK)	12.0	EN	PEDESTRIAN BIKE TRAIL	EN	400,000	400,000	0	0	0	0
156	1	PED/BIKE	69-090-22AC	AURORA	AURORA LAKE, ST. JAMES RECREATIONAL AREA, BIKE TRAIL (AC PAYBACK)	2.0	EN	PEDESTRIAN BIKE TRAIL	EN	205,040	205,040	0	0	0	0
157	1	EN	69-596-03	ST LOUIS COUNTY	IN MOUNTAIN IRON, STREETScape (AC PROJECT, PAYBACK IN 2009)	0.7	EN	ENHANCEMENT	EN	35,820	0	143,280	0	0	35,820
161	1	EN	91-070-13AC	ARDC	NE MINNESOTA BICYCLE EDUCATION PROGRAM (AC PAYBACK)	0.0	EN	PLANNING	EN	52,561	52,561	0	0	0	0
162	1	EN	91-070-14	ARDC	NE MINNESOTA BICYCLE EDUCATION PROGRAM (AC PROJECT, PAYBACK IN 2009)	0.0	EN	PLANNING	EN	15,333	0	61,330	0	0	15,333
163	1	PED/BIKE	92-090-32AC	MN DNR	CASCADE RIVER STATE PARK TO GRAND MARAIS (PHASE I), BIKE TRAIL (AC PAYBACK)	8.0	EN	PEDESTRIAN BIKE TRAIL	EN	400,000	400,000	0	0	0	0
164	1	PED/BIKE	118-090-13	DULUTH	LAKEWALK EXTENSION, 36TH TO 47TH AVENUE, BIKE TRAIL (AC PROJECT, PAYBACK IN 2009)	1.1	EN	PEDESTRIAN BIKE TRAIL	EN	200,000	0	400,000	0	0	200,000
165	1	PED/BIKE	118-090-34	DULUTH	SEVEN BRIDGES ROAD REHABILITATION, REPLACE BITUMINOUS PAVEMENT CONNECTING HISTORIC BRIDGES (AC PROJECT, PAYBACK IN 2009)	1.4	EN	BITUMINOUS RECLAMATION	EN	64,086	0	256,342	0	0	64,086
316	2	EN	04-090-02	BELTRAMI COUNTY	CITY OF BLACKDUCK, BIKE/PED COMMUNITY TRAIL	2.0	EN	PEDESTRIAN BIKE TRAIL	EN	308,700	246,960	0	0	0	61,740
321	2	PED/BIKE	68-090-03	ROSEAU COUNTY	ROSEAU RIVER BIKE/PED TRAIL - PHASE II	0.5	EN	PEDESTRIAN BIKE TRAIL	EN	117,500	94,000	0	0	0	23,500
322	2	PED/BIKE	105-090-03	BELTRAMI COUNTY	CITY OF BEMIDJI, MIDWAY/EAST-WEST BIKE/PED TRAIL, PAVING	1.7	EN	PEDESTRIAN BIKE TRAIL	EN	197,000	157,600	0	0	0	39,400
527	3	EN	49-090-02	MORRISON COUNTY	CONSTRUCT BIKE/PED TRAIL FROM CITY OF BOWLUS TO MISSISSIPPI RIVER ON ABANDONED SOO LINE TRAIL	3.3	EN	PEDESTRIAN BIKE TRAIL	EN	618,500	494,800	0	0	0	123,700
529	3	EN	71-090-01	SHERBURNE COUNTY	SHERBURNE CSAH 9 TO PRINCETON, CONSTRUCT PHASE I OF GREAT NORTHERN TRAIL	3.5	EN	PEDESTRIAN BIKE TRAIL	EN	148,000	118,400	0	0	0	29,600
693	4	PED/BIKE	56-090-05	VERGAS	DOWNTOWN VERGAS TO LONG LAKE, BIKE PATH	0.5	EN	PEDESTRIAN BIKE TRAIL	EN	246,330	172,330	0	0	0	74,000
695	4	PED/BIKE	61-090-04	POPE COUNTY	STARBUCK TO GLACIAL LAKES STATE PARK, BIKE/PED TRAIL	4.8	EN	PEDESTRIAN BIKE TRAIL	EN	350,000	280,000	0	0	0	70,000
862	6	PED/BIKE	159-090-15	ROCHESTER	CASCADE LAKE/DOUGLAS TRAIL PEDESTRIAN BRIDGE OVER DM&E RAILROAD	0.0	EN	PEDESTRIAN BIKE BRIDGE	EN	996,600	795,000	0	0	0	201,600

Enhancement Projects  
Fiscal Year: 2008

STIP for FY 2006-2008

Seq #	ATP	Route System	Project Number	Agency	Description	Miles	Program	Type of Work	Proposed Funds	Total	FHWA	AC	FTA	State	Other
1001	7	PED/BIKE	07-090-03	BLUE EARTH COUNTY	PHASE ONE LAKE CRYSTAL BIKE/PED TRAIL	2.5	EN	PEDESTRIAN BIKE TRAIL	EN	339,350	271,480	0	0	0	67,870
1004	7	PED/BIKE	32-090-05	JACKSON COUNTY	DES MOINES RIVER TRAIL TO FORT BELMONT - BIKE TRAIL	1.5	EN	PEDESTRIAN BIKE TRAIL	EN	176,600	141,280	0	0	0	35,320
1010	7	MUN	165-010-09	ST PETER	IN SAINT PETER, MEDIAN TREATMENTS ON MINN AVE (TH 169) FROM BROADWAY AVE TO JEFFERSON AVE	0.8	EN	MEDIAN BARRIER	EN	1,907,500	400,000	0	0	0	1,507,500
1011	7	PED/BIKE	165-090-03	ST PETER	BIT TRAIL ALONG TH 99 AND WALKWAY UNDER BRIDGE TO WASHINGTON AVE IN ST PETER	0.5	EN	PEDESTRIAN BIKE TRAIL	EN	181,700	121,840	0	0	0	59,860
1145	8	PED/BIKE	47-090-01	MEEKER COUNTY	DASSEL ELEM SCHOOL TO SPRING LAKE PARK, TRAIL FROM DASSEL ALONG CSAH 4 AND 260TH ST TO SPRING LAKE COUNTY PARK (1/2 MILE)	0.2	EN	PEDESTRIAN BIKE TRAIL	EN	104,040	83,232	0	0	0	20,808
1151	8	PED/BIKE	207-090-001	REDWOOD FALLS	REDWOOD FALLS, TRAILS: RIVER LINK TO/FROM RAILROAD IN N REDWOOD ALONG CR 101 TO NORTHWOOD DR AND SCHOOL LINK	1.7	EN	PEDESTRIAN BIKE TRAIL	EN	233,319	186,655	0	0	0	46,664
1571	M	PED/BIKE	19-090-08	DAKOTA COUNTY	SPRING LAKE PARK RESERVE IN NININGER TO EXISTING TRAILS IN HASTINGS-CONSTRUCT EASTERN SEGMENT OF MISS RIVER REGIONAL TRAIL	3.4	EN	PEDESTRIAN BIKE TRAIL	EN	870,000	696,000	0	0	0	174,000
1575	M	CSAH 19	27-090-14	HENNEPIN COUNTY	FROM MAPLE PARK IN MEDINA TO CSAH 11 NEAR LORETTO-CONSTRUCT CSAH 19 MULTI-USE TRAIL(PHASE 2)	1.0	EN	GRADE AND SURFACE	EN	525,596	420,477	0	0	0	105,119
1576	M	CSAH 19	27-090-15	HENNEPIN COUNTY	FROM CSAH 11 NEAR LORETTO TO TH 55- CONSTRUCT CSAH 19 MULTI-USE TRAIL(PHASE 3)	1.0	EN	PEDESTRIAN BIKE TRAIL	EN	472,236	377,789	0	0	0	94,447
1583	M	PED/BIKE	82-090-01	WASHINGTON COUNTY	ON HARDWOOD CREEK REGIONAL TRAIL IN FOREST LAKE-CONSTRUCT PED/BIKE BRIDGE 82523 OVER CSAH 2 (BROADWAY AVE)	0.0	EN	PEDESTRIAN BIKE BRIDGE	EN	794,600	635,680	0	0	0	158,920
1586	M	CSAH 19	82-619-14	WASHINGTON COUNTY	I-94 S FR RD IN WOODBURY TO LAKE ELMO PARK IN LAKE ELMO, RECONSTRUCT TRAIL ALONG CSAH 19 & CONSTRUCT TRAIL LINK S FR RD TO N FR RD AT I-94	1.3	EN	PEDESTRIAN BIKE TRAIL	EN	261,000	208,800	0	0	0	52,200
1588	M	PED/BIKE	91-090-39	MPLS PARK/REC BOARD	W SIDE OF MISS RIVER FROM FRANKLIN AVE TO 42ND ST/W RIVER PKWY IN MPLS-RECONSTRUCT WEST RIVER PKWY PED/BIKE TRAIL, SIGNS, LANDSCAPING, ETC	2.8	EN	PEDESTRIAN BIKE TRAIL	EN	1,450,000	1,160,000	0	0	0	290,000
1589	M	PED/BIKE	92-090-29	MN DNR	OVER CSAH 15(MANNING AVE) IN GRANT- CONSTRUCT GATEWAY TRAIL BRIDGE 82524 & APPROACHES	0.3	EN	GRADE,SURFACE & BRIDGE	EN	1,044,000	835,200	0	0	0	208,800
1590	M	PED/BIKE	120-090-01	EDINA	ALONG INTERLACHEN BLVD/BLAKE RD FROM VERNON AVE IN EDINA TO SW LRT TRAIL IN HOPKINS-CONSTRUCT OFF-RD PED/BIKE TRAIL	2.5	EN	PEDESTRIAN BIKE TRAIL	EN	1,450,000	1,160,000	0	0	0	290,000

Enhancement Projects  
Fiscal Year: 2008

STIP for FY 2006-2008

Seq #	ATP	Route System	Project Number	Agency	Description	Miles	Program	Type of Work	Proposed Funds	Total	FHWA	AC	FTA	State	Other
1619	M	TH 61	1913-61	MN/DOT	TH 61(VERMILLION ST) HISTORIC RETAINING WALL REHAB IN HASTINGS-REPAIR & REBUILD 0.27 MI OF WALL ALONG TH 61	0.3	EN	HISTORIC PRESERVATION	EN	266,800	213,440	0	0	53,360	0
Summary for Year = 2008 (33 projects)										\$14,621,931	\$10,418,284	\$1,260,952	\$0	\$53,360	\$4,150,287



# **Hazard Elimination Safety Program (HES)**

---

## HAZARD ELIMINATION SAFETY PROGRAM (HES)

Ten percent of the TEA-21 STP apportionments are required to be earmarked for the Hazard Elimination Safety Program and the Rail-highway Crossing Program. The federal share for these programs is 90 percent. In Minnesota, approximately \$8.0 million is reserved for Hazard Elimination and \$4.0 million for Rail-highway Crossings.

The goal of the Hazard Elimination Safety Program is to enhance the safety of the traveling public by correcting, removing, or improving unsafe conditions on the roadway. Typical projects for HES funds include signals, turn lanes, skid resistant surfaces, rail crossing safety, special pavement markings, channelization, and improvements at public transportation facilities and public pedestrian/bicycle paths/trails.

The Hazard Elimination Safety funding included in the 2006-2008 STIP is shown in Figure A-3.

**Figure A-3**  
**HAZARD ELIMINATION SAFETY FUNDING**  
**BY YEAR**  
**(\$ MILLIONS)**

	2006	2007	2008	TOTAL
<b>Federal Highway Funds</b>	<b>10.0</b>	<b>8.2</b>	<b>12.7</b>	<b>30.8</b>

**This page left blank intentionally**

Hazard Elimination Safety Projects  
Fiscal Year: 2006

STIP for FY 2006-2008

Seq #	ATP	Route System	Project Number	Agency	Description	Miles	Program	Type of Work	Proposed Funds	Total	FHWA	AC	FTA	TH	Other
59	1	TH 135	6912-76	MN/DOT	INTERSECTION OF TH 135 AND 3RD AVE IN BIWABIK, PEDESTRIAN FLASHER	0.0	SH	TRAFFIC SIGNAL REVISION	HES	75,000	67,500	0	0	7,500	0
64	1	TH 999	8821-112	MN/DOT	I-35 - JCT TH 45 TO JCT TH 61, I-535 - BLATNIK BRIDGE TO JCT I-35, SIGN REPLACEMENT	0.0	SH	SIGNING	HES	675,000	607,500	0	0	67,500	0
232	2	TH 71	0410-46	MN/DOT	INSTALL LIGHTING AT INTERSECTION TH 71 & BELTRAMI CSAH 15 (NB & SB), N OF BEMIDJI & INTERSECTION TH 2 & TH 59 (EB & WB) E OF ERSKINE	0.0	SH	LIGHTING	HES	200,000	180,000	0	0	20,000	0
242	2	TH 999	8822-33	MN/DOT	DISTRICTWIDE GUARD RAIL END TREATMENT REPLACEMENTS	0.0	SH	GUARD RAIL	HES	488,400	161,400	0	0	327,000	0
403	3	TH 10	7102-115	MN/DOT	JCT TH 10 AT BRADLEY BLVD IN BECKER, INTERSECTION REVISION (HES PROJECT)	0.0	SH	SPOT IMPROVEMENT	HES	150,000	135,000	0	0	15,000	0
408	3	TH 25	8605-45	MN/DOT	CONSTRUCT LEFT-TURN LANE AT JCT CSAH 37, 3.7 MI N OF BUFFALO (HES PROJECT)	0.0	SH	TURN LANES	HES	372,632	335,369	0	0	18,632	18,631
410	3	TH 47	4807-14S	MN/DOT	N JCT TH 27 S OF ISLE TO MILLE LACS/AITKIN CO LINE, MILL AND OVERLAY INCL SHLD PAVING	8.2	SH	MILL AND OVERLAY	HES	105,000	94,500	0	0	10,500	0
412	3	I 94	7380-217	MN/DOT	INSTALL MEDIAN CABLE GUARD RAIL AT VARIOUS LOCATIONS IN STEARNS AND WRIGHT COUNTIES	0.0	SH	GUARD RAIL	HES	980,000	882,000	0	0	98,000	0
603	4	TH 10	1401-139S	MN/DOT	E LIM OF DILWORTH TO BR 9025 IN HAWLEY, EB OVERLAY AND EDGE DRAINS	18.0	SH	BITUMINOUS PAVEMENT	HES	500,000	450,000	0	0	50,000	0
606	4	TH 59	7610-07S	MN/DOT	JCT TH 12 TO N SWIFT CO LINE - RECLAIM	9.0	SH	BITUMINOUS PAVEMENT	HES	150,000	135,000	0	0	15,000	0
757	6	TH 52	5508-84S	MN/DOT	ORONOCO - DESIGN BUILD - HES FUNDING	4.1	MC	GRADE,SURFACE & BRIDGE	HES	0	0	5,000,000	0	0	0
920	7	CSAH 15	40-613-07 40-615-14	LESUEUR COUNTY	LESUEUR CSAH 15 & 13 REALIGN CURVE, INTERSECTION REVISION, TURNLANES	1.1	SH	GRADE AND SURFACE	HES	435,000	391,500	0	0	0	43,500
931	7	TH 22	0704-81S	MN/DOT	AT HUNGRY HOLLOW RD SOUTH OF MANKATO, CUTTING DOWN HILL GRADE TO IMPROVE SIGHT DISTANCE	4.6	SH	GRADE AND SURFACE	HES	457,000	411,300	0	0	45,700	0
1228	M	CSAH 23	02-623-14	ANOKA COUNTY	ANOKA CSAH 23 (NAPLES ST/LAKE DR) AT ANOKA CO RD 105 (NAPLES ST)/I-35W RAMP IN BLAINE, SIGNAL INSTALL, TURN LANES, ETC	0.2	SH	TRAFFIC SIGNAL INST.	HES	538,246	484,421	0	0	0	53,825
1230	M	CSAH 116	02-716-07	ANOKA COUNTY	ANOKA CSAH 116 (INDUSTRY AVE NW) AT DYSPROSIUM ST/THURSTON AVE IN ANOKA, TRAFFIC SIGNAL INSTALLATION, TURN LANES, ETC	0.2	SH	TRAFFIC SIGNAL INST.	HES	598,050	538,245	0	0	0	59,805
1250	M	CITY	62-665-41	RAMSEY COUNTY	WHITE BEAR AVE AT MINNEHAHA AVE IN ST PAUL, CHANNELIZATION, TRAFFIC SIGNAL, ETC	0.2	SH	CHANNELIZATION	HES	847,500	762,750	0	0	0	84,750

Hazard Elimination Safety Projects  
Fiscal Year: 2006

STIP for FY 2006-2008

Seq #	ATP	Route System	Project Number	Agency	Description	Miles	Program	Type of Work	Proposed Funds	Total	FHWA	AC	FTA	TH	Other
1251	M	CITY	62-665-42	RAMSEY COUNTY	WHITE BEAR AVE AT MARYLAND AVE IN ST PAUL, CHANNELIZATION, TRAFFIC SIGNAL, ETC	0.2	SH	CHANNELIZATION	HES	654,000	588,600	0	0	0	65,400
1289	M	CSAH 17	166-020-11	SHAKOPEE	AT 10TH AVE IN SHAKOPEE, CHANNELIZATION, TRAFFIC SIGNAL, ETC	0.1	SH	CHANNELIZATION	HES	565,000	508,500	0	0	0	56,500
1290	M	CSAH 17	166-020-12	SHAKOPEE	4TH AVE IN SHAKOPEE, CHANNELIZATION, TRAFFIC SIGNAL, ETC(POSSIBLE WITHDRAW)	0.1	SH	CHANNELIZATION	HES	528,250	475,425	0	0	0	52,825
1292	M	CITY	195-114-04	EAGAN	DUCKWOOD DRIVE AT PILOT KNOB RD, CHANNELIZATION, TRAFFIC SIGNAL, ETC	0.1	SH	CHANNELIZATION	HES	502,285	452,057	0	0	0	50,228
1295	M	TH 5	2701-43	MN/DOT	DELL RD IN EDEN PRAIRIE, TRAFFIC SIGNAL REVISION	0.0	SH	TRAFFIC SIGNAL REVISION	HES	200,000	180,000	0	0	20,000	0
1329	M	TH 47	0205-81	MN/DOT	OSBORNE RD IN FRIDLEY, REBUILD TRAFFIC SIGNAL, TURN LANES, ETC	0.0	SH	TRAFFIC SIGNAL REVISION	HES	720,000	648,000	0	0	72,000	0
1687	C	TH 999	880C-CB-06	MN/DOT	COMP HIGHWAY SAFETY PLAN - MN/DOT CABLE MEDIAN BARRIER PROJECTS	0.0	SH	MEDIAN BARRIER	HES	1,500,000	1,500,000	0	0	0	0
Summary for Year = 2006 (23 projects)										\$11,241,363	\$9,989,067	\$5,000,000	\$0	\$766,832	\$485,464

Hazard Elimination Safety Projects  
Fiscal Year: 2007

STIP for FY 2006-2008

Seq #	ATP	Route System	Project Number	Agency	Description	Miles	Program	Type of Work	Proposed Funds	Total	FHWA	AC	FTA	TH	Other
130	1	TH 999	8801-GR-07	MN/DOT	DISTRICTWIDE SETASIDES - GUARDRAIL REPLACEMENT - 2007	0.0	SH	GUARD RAIL	HES	1,363,000	1,226,700	0	0	136,300	0
136	1	TH 999	8801-SH-07	MN/DOT	DISTRICTWIDE SETASIDES - SAFETY HAZARD ELIMINATION - 2007	0.0	SH	STRIPING	HES	667,000	600,000	0	0	67,000	0
279	2	MSAS 13	119-124-01	EAST GRAND FORKS	EGF - EXTEND 13TH ST SE FROM 17TH AVE SE TO BYGLAND RD	0.2	SH	GRADE AND SURFACE	HES	900,000	255,000	0	0	0	645,000
289	2	TH 87	2909-15S	MN/DOT	TH 71 TO TH 64 (MILL & INLAY) & FLATTEN CURVE, WITH ADDITION OF SHLDS, 11.1 MI E OF TH 71	18.7	SH	MILL AND INLAY	HES	400,000	360,000	0	0	40,000	0
293	2	TH 999	8822-44	MN/DOT	DISTRICTWIDE GUARD RAIL END TREATMENT REPLACEMENTS	0.0	SH	GUARD RAIL	HES	300,000	270,000	0	0	30,000	0
466	3	CSAH 2	77-602-15 77-611-27	TODD COUNTY	AT TODD CSAH 2/TODD CSAH 11 INTERSECTION, GEOMETRIC IMPROVEMENTS	1.5	SH	GRADE AND SURFACE	HES	280,900	252,810	0	0	0	28,090
473	3	TH 10	7102-118	MN/DOT	AT TH 10, SHERBURNE CR 81/200TH STREET INTERSECTION, SIGNAL AND GEOMETRIC IMPROVEMENTS	0.3	AM	SPOT IMPROVEMENT	HES	250,000	225,000	0	0	25,000	0
483	3	I 94	8680-148	MN/DOT	INSTALL MEDIAN CABLE GUARDRAIL FROM WRIGHT CR 111 0.3 MI W OF ENFIELD REST AREA EXIT TO WRIGHT CSAH 75 E OF MONTICELLO	8.9	SH	GUARD RAIL	HES	710,000	639,000	0	0	71,000	0
486	3	TH 210	1806-68S	MN/DOT	1.1 MI E OF 4-LANE NEAR BRAINERD TO 6TH AVE IN IRONTON, MILL & OVERLAY, INCL SHOULDER PAVING AND LTL AT AIRPORT ENTRANCE	9.9	SH	MILL AND OVERLAY	HES	300,000	270,000	0	0	30,000	0
646	4	CSAH 20	76-620-19	SWIFT COUNTY	CSAH20/CSAH15 INTERSECTION IMPROVEMENT	0.0	SH	GRADE AND SURFACE	HES	240,000	200,000	0	0	0	40,000
654	4	TH 9	6101-03S	MN/DOT	BENSON TO HANCOCK - MILL TO CONCRETE, OVERLAY	12.9	SH	MILL AND OVERLAY	HES	100,000	90,000	0	0	10,000	0
974	7	TH 169	5211-48	MN/DOT	ACCEL LANE AT WACO NEAR HAPPY CHEF (ELLA)	1.0	SH	GRADE AND SURFACE	HES	1,160,000	1,044,000	0	0	116,000	0
1438	M	CSAH 9	02-609-14	ANOKA COUNTY	ROUND LK BLVD(CSAH 9) AT NORTHDAL BLVD(CR 79) IN COON RAPIDS, DUAL LEFT TURN LANES, TRAF SIGNAL REVISION, ETC	0.1	SH	TRAFFIC SIGNAL REVISION	HES	165,000	148,500	0	0	0	16,500
1455	M	MSAS 165	141-165-27	MINNEAPOLIS	CHICAGO AVE(MSAS 165) FROM 24TH ST TO 31ST ST IN MPLS, ADD MAST ARM OVERHEAD SIGNAL INDICATORS AT 5 INTERSECTIONS	0.6	SH	TRAFFIC SIGNAL REVISION	HES	209,000	188,100	0	0	0	20,900
1479	M	TH 51	6216-116	MN/DOT	NB SNELLING AVE IN ROSEVILLE FROM HARMAR ENT TO EB TH 36 ENT RAMP, ADD 3RD LANE, TRAF SIGNAL REV AT CR B, ETC	0.4	SH	GRADE AND SURFACE	HES	2,000,000	900,000	0	0	850,000	250,000
1710	C	TH 999	880C-CB-07	MN/DOT	COMP HIGHWAY SAFETY PLAN - MN/DOT CABLE MEDIAN BARRIER PROJECTS	0.0	SH	MEDIAN BARRIER	HES	1,500,000	1,500,000	0	0	0	0

Hazard Elimination Safety Projects  
Fiscal Year: 2007

STIP for FY 2006-2008

Seq #	ATP	Route System	Project Number	Agency	Description	Miles	Program	Type of Work	Proposed Funds	Total	FHWA	AC	FTA	TH	Other
Summary for Year = 2007 (16 projects)									\$10,544,900		\$8,169,110	\$0	\$0	\$1,375,300	\$1,000,490

Hazard Elimination Safety Projects  
Fiscal Year: 2008

STIP for FY 2006-2008

Seq #	ATP	Route System	Project Number	Agency	Description	Miles	Program	Type of Work	Proposed Funds	Total	FHWA	AC	FTA	TH	Other
332	2	TH 71	2904-17	MN/DOT	S OF PARK RAPIDS, JCT TH 87 & TH 71, LIGHTING & TURN LANES	0.0	SH	LIGHTING	HES	225,000	202,500	0	0	22,500	0
536	3	TH 10	7102-119	MN/DOT	AT BNSF RR CROSSING OVERPASS E OF BIG LAKE, INSTALL CONCRETE AND HIGH TENSION CABLE MEDIAN BARRIER	0.5	SH	TRAFFIC BARRIER	HES	256,000	230,400	0	0	25,600	0
539	3	TH 15	7303-45S	MN/DOT	TH 55 KIMBALL TO BEG. 4-LANE NEAR I-94, MILL & OVERLAY AND SHLD PAVING INCL LTL, GEOMETRIC IMPROVEMENTS, AND SIGNAL AT STEARNS CSAH 47 S OF LUXEMBURG	0.0	SH	SPOT IMPROVEMENT	HES	600,000	540,000	0	0	60,000	0
540	3	TH 25	7104-19	MN/DOT	SHERBURNE CO CSAH 11 IN MONTICELLO, INSTALL DUAL LTL IN NBL	0.0	SH	TURN LANES	HES	700,000	630,000	0	0	70,000	0
547	3	TH 65	3003-45	MN/DOT	ISANTI CO CSAH 5 IN ISANTI, INSTALL DUAL LTL IN NBL	0.0	SH	TURN LANES	HES	200,000	180,000	0	0	20,000	0
552	3	I 94	8680-149	MN/DOT	EB EXIT RAMP TH 24 IN CLEARWATER TO WRIGHT CR 111 0.3 MI W OF ENFIELD REST AREA EXIT, INSTALL MEDIAN CABLE GUARDRAIL	8.3	SH	GUARD RAIL	HES	670,000	603,000	0	0	67,000	0
554	3	TH 95	3007-32S	MN/DOT	E OF CAMBRIDGE TO NORTH BRANCH, MILL & OVERLAY AND SHOULDER PAVING, INCL REPLACE BR 92099 OVER STREAM AND LTL AT ISANTI CSAH 2	9.4	SH	TURN LANES	HES	350,000	315,000	0	0	35,000	0
568	3	TH 999	8803-SP-08	MN/DOT	DISTRICTWIDE SETASIDE - SAFETY PARTNERSHIP PROGRAM - STATE/LOCAL - 2008	0.0	SH	SPOT IMPROVEMENT	HES	225,000	202,500	0	0	22,500	0
699	4	TH 10	0301-47SAC1	MN/DOT	IN DETROIT LAKES, RECONSTRUCTION (BAP PAYBACK)	5.5	SH	GRADE,SURFACE & BRIDGE	HES	3,834,000	3,834,000	0	0	0	0
1153	8	TH 12	3403-65	MN/DOT	AT THE JCT OF TH 12 & TH 40 (WILLMAR), INSTALL FREE RIGHT TURN LANE	1.0	SH	TURN LANES	HES	60,000	54,000	0	0	6,000	0
1154	8	TH 15	4305-24	MN/DOT	AT THE JCT OF TH 15 & N HIGH DRIVE (HUTCHINSON), INSTALL SIGNAL	0.0	SH	TRAFFIC SIGNAL INST.	HES	670,000	603,000	0	0	67,000	0
1569	M	CSAH 18	02-618-25	ANOKA COUNTY	ON CROSSTOWN BLVD(CSAH 18) AT TH 65 IN HAM LAKE-TURN LANES, CHANNELIZATION, TRAF SIGNAL REV, ETC	0.2	SH	GRADE AND SURFACE	HES	1,160,000	1,044,000	0	0	0	116,000
1573	M	CSAH 47	19-686-08	DAKOTA COUNTY	ON NORTHFIELD BLVD(CSAH 47) AT 280TH ST(CSAH 86) IN SCIOTA & CASTLE ROCK TWP- INTERSECTION IMPROVEMENTS INCLUDING TURN LANES, SIGHT DISTANCE CORRECTIONS, SHLDS, ETC	0.2	SH	GRADE AND SURFACE	HES	837,778	754,000	0	0	0	83,778
1592	M	MSAS 164	155-164-11	PLYMOUTH	ON FERNBROOK LN(MSAS 164) FROM 27TH AVE TO TH 55 IN PLYMOUTH - CHANNELIZATION, ADDITIONAL LANES, TRAFFIC SIGNAL, ETC	0.3	SH	GRADE AND SURFACE	HES	1,020,800	918,720	0	0	0	102,080

Hazard Elimination Safety Projects  
Fiscal Year: 2008

STIP for FY 2006-2008

Seq #	ATP	Route System	Project Number	Agency	Description	Miles	Program	Type of Work	Proposed Funds	Total	FHWA	AC	FTA	TH	Other
1616	M	TH 52	1907-68	MN/DOT	FROM INVER GROVE TRAIL TO CLARK RD IN INVER GROVE HTS-CONSTRUCT FRONTAGE RD, ACCESS MGMT, ETC(\$950,000 OF FY 2007 ACCESS MANAGEMENT FUNDS & \$100,000 OF SC FUNDS INCLUDED)	0.4	SH	GRADE AND SURFACE	HES	2,575,000	1,044,000	0	0	1,531,000	0
1726	C	TH 999	880C-CB-08	MN/DOT	COMP HIGHWAY SAFETY PLAN - MN/DOT CABLE MEDIAN BARRIER PROJECTS	0.0	SH	MEDIAN BARRIER	HES	1,500,000	1,500,000	0	0	0	0
Summary for Year = 2008 (16 projects)										\$14,883,578	\$12,655,120	\$0	\$0	\$1,926,600	\$301,858

# Transit Programs

## FTA

- ✓ Urbanized Area Formula Program (Section 5307)
- ✓ Capital Program (Section 5309)
- ✓ Elderly and Person with Disabilities Program (Section 5310)
- ✓ Non-Urbanized Area Formula Program (Section 5311)
- ✓ Job Access – Reverse Commute Program (Section 3037)

## FHWA

- ✓ Surface Transportation Program --Transit Capital
- ✓ Congestion Mitigation & Air Quality (CMAQ)

---

## **TRANSIT PROGRAMS**

### **Federal Transit Administration (FTA)**

A portion of the federal gas tax is placed in the Mass Transit Account of the Federal Highway Trust Fund. These funds are reserved for transit purposes and are managed by the FTA. Transit funding authorized by TEA-21 is managed in several different ways. Some transit funding is earmarked by Congress, some is distributed by formula and some is allocated to the states and/or transit authorities by FTA.

In Minnesota, FTA transit allocations for rural and small urban transit capital and operating assistance is managed by Mn/DOT's Office of Transit (OT). These formula programs include the Elderly and Persons with Disabilities Program (capital assistance) and the Non-Urbanized Area Formula Program (capital and operating assistance). Federal capital and operating assistance for urbanized areas of over 50,000 population (Urbanized Area Formula Program) is provided directly to the urbanized area transit agency by FTA. In addition, FTA works directly with the states and/or transit agencies in urbanized areas to allocate discretionary capital funds under the Capital Program for major capital needs such as fleet replacement and construction of transit facilities. Another discretionary program includes the Job Access-Reverse Commute Program.

### **Federal Highway Administration (FHWA)**

An investment in transit capital is eligible for federal highway funding under TEA-21 through the Surface

Transportation Program (STP) or Congestion Mitigation and Air Quality (CMAQ). STP and CMAQ transit projects are prioritized by the ATP.

Transit funding from FTA and FHWA is estimated in Figure A-4. Each of these programs are displayed in the Program Listing section of this document.

<b>Figure A-4</b> <b>TRANSIT FUNDING BY SOURCE AND YEAR</b> <b>(\$ MILLIONS)</b>					
<b>SOURCE</b>	<b>PROG</b>	<b>2006</b>	<b>2007</b>	<b>2008</b>	<b>TOTAL*</b>
<b>FTA</b>					
Urbanized Area Formula (Section 5307)	<b>B9</b>	<b>61.8</b>	<b>44.7</b>	<b>42.5</b>	<b>149.0</b>
Capital Program (Section 5309)	<b>B3</b>	<b>36.2</b>	<b>22.7</b>	<b>12.6</b>	<b>70.6</b>
Elderly and Persons with Disabilities (Section 5310)	<b>NB</b>	<b>0</b>	<b>0</b>	<b>0</b>	<b>0</b>
Non-Urbanized Area (Section 5311)	<b>OB</b>	<b>4.1</b>	<b>4.1</b>	<b>4.1</b>	<b>12.4</b>
Job Access & Reverse Commute (Section 3037)	<b>JA</b>	<b>1.0</b>	<b>1.0</b>	<b>1.0</b>	<b>3.0</b>
Transit Capital (STP)	<b>TR</b>	<b>11.9</b>	<b>3.5</b>	<b>3.3</b>	<b>18.2</b>
Congestion Mitigation & Air Quality (CMAQ)	<b>TR</b>	<b>21.0</b>	<b>12.6</b>	<b>19.5</b>	<b>53.1</b>
<b>FEDERAL SUBTOTAL*</b>		<b>136.0</b>	<b>88.7</b>	<b>83.1</b>	<b>307.8</b>
<b>OTHER</b>		<b>84.5</b>	<b>61.9</b>	<b>57.2</b>	<b>203.6</b>
<b>TOTAL*</b>		<b>220.5</b>	<b>150.6</b>	<b>140.2</b>	<b>511.4</b>

\*may not total correctly due to rounding

FTA SECTION 5307  
Fiscal Year: 2006

STIP for FY 2006-2008

Seq #	ATP	Route System	Project Number	Agency	Description	Miles	Program	Type of Work	Proposed Funds	Total	FHWA	AC	FTA	TH	Other
4	1	BB	TRF-0016-06A	DULUTH TRANSIT AUTHORITY	SECT 5307: DULUTH DIAL-A-RIDE TRANSIT OPERATING ASSISTANCE	0.0	B9	OPERATE BUS	LF	415,140	0	0	0	0	415,140
5	1	BB	TRF-0016-06B	DULUTH TRANSIT AUTHORITY	SECT 5307: DULUTH TRANSIT OPERATING ASSISTANCE REGULAR ROUTE	0.0	B9	OPERATE BUS	FTA	7,726,390	0	0	449,344	0	7,277,046
6	1	BB	TRF-0016-06C	DULUTH TRANSIT AUTHORITY	SECT 5307: DULUTH TRANSIT CAPITAL IMPROVEMENT	0.0	B9	BUS GRANT CAPITAL IMPROVEMENT	FTA	561,680	0	0	449,344	0	112,336
196	2	BB	TRF-0018-06A	EAST GRAND FORKS TRANSIT	SECT 5307: EAST GRAND FORKS DAR TRANSIT OPERATING ASSISTANCE	0.0	B9	OPERATE BUS	LF	57,000	0	0	7,100	0	49,900
197	2	BB	TRF-0018-06B	EAST GRAND FORKS TRANSIT	SECT 5307: EAST GRAND FORKS FIXED ROUTE TRANSIT OPERATING ASSISTANCE	0.0	B9	OPERATE BUS	FTA	200,000	0	0	63,300	0	136,700
198	2	BB	TRF-0018-06C	EAST GRAND FORKS TRANSIT	SECT 5307: EAST GRAND FORKS TRANSIT SHELTER	0.0	B9	BUS GRANT CAPITAL IMPROVEMENT	FTA	80,000	0	0	64,000	0	16,000
348	3	BB	TRF-0048-06A	ST CLOUD	SECT 5307: DIAL A RIDE TRANSIT SERVICE OPERATING ASSISTANCE	0.0	B9	OPERATE BUS	LF	1,800,000	0	0	0	0	1,800,000
349	3	BB	TRF-0048-06B	ST CLOUD	SECT 5307: FIXED ROUTE TRANSIT SERVICE OPERATING ASSISTANCE	0.0	B9	OPERATE BUS	FTA	4,550,000	0	0	523,000	0	4,027,000
350	3	BB	TRF-0048-06C	ST CLOUD	SECT 5307: TRANSIT CAPITAL PURCHASES, ELECTRONIC FAREBOXES	0.0	B9	BUS GRANT CAPITAL IMPROVEMENT	FTA	48,000	0	0	38,400	0	9,600
351	3	BB	TRF-0048-06D	ST CLOUD	SECT 5307: TRANSIT CAPITAL PURCHASES, OFFICE EQUIPMENT AND COMPUTERS	0.0	B9	BUS GRANT CAPITAL IMPROVEMENT	FTA	25,000	0	0	20,000	0	5,000
352	3	BB	TRF-0048-06E	ST CLOUD	SECT 5307: TRANSIT CAPITAL PURCHASES, MAINTENANCE TOOLS AND EQUIPMENT	0.0	B9	BUS GRANT CAPITAL IMPROVEMENT	FTA	10,000	0	0	8,000	0	2,000
353	3	BB	TRF-0048-06F	ST CLOUD	SECT 5307: TRANSIT CAPITALIZED PREVENTIVE MAINTENANCE	0.0	B9	BUS GRANT CAPITAL IMPROVEMENT	FTA	505,800	0	0	404,640	0	101,160
359	3	BB	TRF-0048-06M	ST CLOUD	SECT 5307: FIXED ROUTE CAPITAL TROLLEY LEASE	0.0	B9	PURCHASE BUS	FTA	39,200	0	0	31,360	0	7,840
571	4	BB	TRF-0034-06A	MOORHEAD	SECT 5307: CITY OF MOORHEAD RR TRANSIT	0.0	B9	OPERATE BUS	FTA	1,126,302	0	0	305,958	0	820,344
572	4	BB	TRF-0034-06B	MOORHEAD	SECT 5307: MOORHEAD DIAL-A-RIDE TRANSIT	0.0	B9	OPERATE BUS	LF	177,498	0	0	0	0	177,498
573	4	BB	TRF-0034-06C	MOORHEAD	SECT 5307: MOORHEAD PLANNING ASSISTANCE	0.0	B9	PLANNING	FTA	16,000	0	0	12,800	0	3,200
574	4	BB	TRF-0034-06D	MOORHEAD	SECT 5307: MOORHEAD PREVENTIVE MAINTENANCE	0.0	B9	PREVENTIVE MAINTENANCE	FTA	60,000	0	0	48,000	0	12,000

FTA SECTION 5307  
Fiscal Year: 2006

STIP for FY 2006-2008

Seq #	ATP	Route System	Project Number	Agency	Description	Miles	Program	Type of Work	Proposed Funds	Total	FHWA	AC	FTA	TH	Other
718	6	BB	TRF-0047-06	ROCHESTER TRANSIT	SECT 5307: ROCHESTER DIAL-A-RIDE SYSTEM OPERATING ASSISTANCE	0.0	B9	OPERATE BUS	LF	554,003	0	0	0	0	554,003
719	6	BB	TRF-0047-06A	ROCHESTER TRANSIT	SECT 5307: ROCHESTER FIXED ROUTE SYSTEM OPERATING ASSISTANCE	0.0	B9	OPERATE BUS	FTA	3,252,665	0	0	518,018	0	2,734,647
720	6	BB	TRF-0047-06B	ROCHESTER TRANSIT	SECT 5307: ROCHESTER RR, PURCHASE 2 BUSES (CLASS 700)	0.0	B9	PURCHASE BUS	FTA	578,000	0	0	462,400	0	115,600
721	6	BB	TRF-0047-06C	ROCHESTER TRANSIT	SECT 5307: ROCHESTER RR, REVENUE CONTROL EQUIPMENT	0.0	B9	OPERATE BUS	FTA	100,000	0	0	80,000	0	20,000
727	6	BB	TRF-3780-06	LA CRESCENT	SECT 5307: CITY OF LA CRESCENT REGULAR ROUTE TRANSIT SYSTEM OPERATING ASSISTANCE	0.0	B9	OPERATE BUS	FTA	157,609	0	0	27,256	0	130,353
1180	M	BB	TRF-TCMT-06	MET COUNCIL - MT	SECT 5307: TWIN CITIES MET COUNCIL MT, PURCHASE 40-FOOT & ARTICULATED BUSES	0.0	B9	PURCHASE BUS	FTA	31,250,000	0	0	25,000,000	0	6,250,000
1181	M	BB	TRF-TCMT-06A	MET COUNCIL - MT	SECT 5307: TWIN CITIES MET COUNCIL MT, ASSOCIATED CAPITAL MAINTENANCE	0.0	B9	BUS GRANT CAPITAL IMPROVEMENT	FTA	1,250,000	0	0	1,000,000	0	250,000
1183	M	BB	TRF-TCMT-06B	MET COUNCIL - MT	SECT 5307: TWIN CITIES MET COUNCIL MT, BUS GARAGE-FTH 2	0.0	B9	BUS GRANT CAPITAL IMPROVEMENT	FTA	7,650,000	0	0	6,120,000	0	1,530,000
1185	M	BB	TRF-TCMT-06C	MET COUNCIL - MT	SECT 5307: TWIN CITIES MET COUNCIL MT, PREVENTIVE MAINTENANCE	0.0	B9	BUS GRANT CAPITAL IMPROVEMENT	FTA	12,500,000	0	0	10,000,000	0	2,500,000
1186	M	BB	TRF-TCMT-06D	MET COUNCIL - MT	SECT 5307: TWIN CITIES MET COUNCIL MT, 1% TRANSIT ENHANCEMENTS(ADA & SHELTERS)	0.0	B9	BUS GRANT CAPITAL IMPROVEMENT	FTA	512,500	0	0	410,000	0	102,500
1187	M	BB	TRF-TCMT-06E	MET COUNCIL - MT	SECT 5307: TWIN CITIES MET COUNCIL MT, 1% SAFETY/SECURITY PROJECTS(PARK AND RIDE & PED/BIKE SECURITY)	0.0	B9	BUS GRANT CAPITAL IMPROVEMENT	FTA	512,500	0	0	410,000	0	102,500
1188	M	BB	TRF-TCMT-06F	MET COUNCIL - MT	SECT 5307: TWIN CITIES MET COUNCIL MT, 0.5% TRANSIT STAFF TRAINING	0.0	B9	BUS GRANT CAPITAL IMPROVEMENT	FTA	256,250	0	0	205,000	0	51,250
1189	M	BB	TRF-TCMT-06G	MET COUNCIL - MT	SECT 5307: TWIN CITIES MET COUNCIL MT, CAPITAL LEASE-TIRES	0.0	B9	BUS GRANT CAPITAL IMPROVEMENT	FTA	1,250,000	0	0	1,000,000	0	250,000
1190	M	BB	TRF-TCMT-06H	MET COUNCIL - MTS	SECT 5307: TWIN CITIES MET COUNCIL MTS, METRO MOBILITY CAPITAL COST OF CONTRACTING FOR SERVICES	0.0	B9	BUS GRANT CAPITAL IMPROVEMENT	FTA	5,125,000	0	0	4,100,000	0	1,025,000
1193	M	BB	TRF-TCMT-06L	MET COUNCIL - MTS	SECT 5307: TWIN CITIES MET COUNCIL MTS, REGIONAL FLEET BUS PURCHASE	0.0	B9	PURCHASE BUS	FTA	2,250,000	0	0	1,800,000	0	450,000

FTA SECTION 5307  
Fiscal Year: 2006

STIP for FY 2006-2008

Seq #	ATP	Route System	Project Number	Agency	Description	Miles	Program	Type of Work	Proposed Funds	Total	FHWA	AC	FTA	TH	Other
1194	M	BB	TRF-TCMT-06M	MET COUNCIL - MT	SECT 5307: TWIN CITIES MET COUNCIL MT, LRV PAINT BOOTH UPGRADE	0.0	B9	BUS GRANT CAPITAL IMPROVEMENT	FTA	500,000	0	0	400,000	0	100,000
1195	M	BB	TRF-TCMT-06N	MET COUNCIL - MT	SECT 5307: TWIN CITIES MET COUNCIL MT, TRANSIT BUSINESS COMPUTER SYSTEMS	0.0	B9	BUS GRANT CAPITAL IMPROVEMENT	FTA	1,375,000	0	0	1,100,000	0	275,000
1196	M	BB	TRF-TCMT-06P	MET COUNCIL - MTS	SECT 5307: TWIN CITIES MET COUNCIL MTS, REGIONAL FLEET CAPITAL COST OF CONTRACTING FOR SERVICE	0.0	B9	BUS GRANT CAPITAL IMPROVEMENT	FTA	1,250,000	0	0	1,000,000	0	250,000
1197	M	BB	TRF-TCMT-06Q	MET COUNCIL - MTS	SECT 5307: TWIN CITIES MET COUNCIL MTS, MVTA GARAGE	0.0	B9	BUS GRANT CAPITAL IMPROVEMENT	FTA	1,062,500	0	0	850,000	0	212,500
1198	M	BB	TRF-TCMT-06R	MET COUNCIL - MTS	SECT 5307: TWIN CITIES MET COUNCIL MTS, SMTCCOP	0.0	B9	BUS GRANT CAPITAL IMPROVEMENT	FTA	500,000	0	0	400,000	0	100,000
1199	M	BB	TRF-TCMT-06S	MET COUNCIL - MT	SECT 5307: TWIN CITIES MET COUNCIL MT, RIDGEDALE CENTER PARK & RIDE	0.0	B9	BUS GRANT CAPITAL IMPROVEMENT	FTA	2,700,000	0	0	2,160,000	0	540,000
1200	M	BB	TRF-TCMT-06T	MET COUNCIL - MT	SECT 5307: TWIN CITIES MET COUNCIL MT, LRT PEDESTRIAN WALKOVER EXTENSION	0.0	B9	BUS GRANT CAPITAL IMPROVEMENT	FTA	1,250,000	0	0	1,000,000	0	250,000
1202	M	BB	TRF-TCMT-06V	MET COUNCIL - MT	SECT 5307: TWIN CITIES MET COUNCIL MT, LRV APC'S	0.0	B9	BUS GRANT CAPITAL IMPROVEMENT	FTA	750,000	0	0	600,000	0	150,000
Summary for Year = 2006 (40 projects)										\$93,984,037	\$0	\$0	\$61,067,920	\$0	\$32,916,117

FTA SECTION 5307  
Fiscal Year: 2007

STIP for FY 2006-2008

Seq #	ATP	Route System	Project Number	Agency	Description	Miles	Program	Type of Work	Proposed Funds	Total	FHWA	AC	FTA	TH	Other
75	1	BB	TRF-0016-07A	DULUTH TRANSIT AUTHORITY	SECT 5307: DULUTH DIAL-A-RIDE TRANSIT OPERATING ASSISTANCE	0.0	B9	OPERATE BUS	LF	427,594	0	0	0	0	427,594
76	1	BB	TRF-0016-07B	DULUTH TRANSIT AUTHORITY	SECT 5307: DULUTH TRANSIT OPERATING ASSISTANCE REGULAR ROUTE	0.0	B9	OPERATE BUS	FTA	7,958,182	0	0	449,344	0	7,508,838
77	1	BB	TRF-0016-07C	DULUTH TRANSIT AUTHORITY	SECT. 5307: DULUTH TRANSIT CAPITAL	0.0	B9	BUS GRANT CAPITAL IMPROVEMENT	FTA	561,680	0	0	449,344	0	112,336
251	2	BB	TRF-0018-07A	EAST GRAND FORKS TRANSIT	SECT 5307: EAST GRAND FORKS DAR TRANSIT OPERATING ASSISTANCE	0.0	B9	OPERATE BUS	LF	60,000	0	0	8,350	0	51,650
252	2	BB	TRF-0018-07B	EAST GRAND FORKS TRANSIT	SECT 5307: EAST GRAND FORKS FIXED ROUTE TRANSIT OPERATING ASSISTANCE	0.0	B9	OPERATE BUS	FTA	205,000	0	0	62,700	0	142,300
253	2	BB	TRF-0018-07C	EAST GRAND FORKS TRANSIT	SECT 5307: EAST GRAND FORKS TRANSIT SHELTER	0.0	B9	BUS GRANT CAPITAL IMPROVEMENT	FTA	80,000	0	0	64,000	0	16,000
260	2	BB	TRS-0018-07	EAST GRAND FORKS TRANSIT	SECT 5307: EAST GRAND FORKS RR PURCHASE 1 BUS (CLASS 700)	0.0	B9	PURCHASE BUS	FTA STP	192,170	28,000	0	131,500	0	32,670
431	3	BB	TRF-0048-07A	ST CLOUD	SECT 5307: DIAL A RIDE TRANSIT SERVICE OPERATING ASSISTANCE	0.0	B9	OPERATE BUS	LF	1,900,000	0	0	0	0	1,900,000
432	3	BB	TRF-0048-07B	ST CLOUD	SECT 5307: FIXED ROUTE TRANSIT SERVICE OPERATING ASSISTANCE	0.0	B9	OPERATE BUS	FTA	5,090,000	0	0	523,000	0	4,567,000
433	3	BB	TRF-0048-07D	ST CLOUD	SECT 5307:TRANSIT CAPITAL PURCHASES, OFFICE EQUIPMENT AND COMPUTERS	0.0	B9	BUS GRANT CAPITAL IMPROVEMENT	FTA	25,000	0	0	20,000	0	5,000
434	3	BB	TRF-0048-07E	ST CLOUD	SECT 5307:TRANSIT CAPITAL PURCHASES, MAINTENANCE TOOLS AND EQUIPMENT	0.0	B9	BUS GRANT CAPITAL IMPROVEMENT	FTA	10,000	0	0	8,000	0	2,000
435	3	BB	TRF-0048-07F	ST CLOUD	SECT 5307:TRANSIT CAPITALIZED PREVENTIVE MAINTENANCE	0.0	B9	BUS GRANT CAPITAL IMPROVEMENT	FTA	672,839	0	0	538,271	0	134,568
436	3	BB	TRF-0048-07G	ST CLOUD	SECT 5307: TRANSIT CAPITAL PURCHASES, ITS PROJECTS	0.0	B9	BUS GRANT CAPITAL IMPROVEMENT	FTA	25,000	0	0	20,000	0	5,000
437	3	BB	TRF-0048-07H	ST CLOUD	SECT 5307: TRANSIT CAPITAL PURCHASES, BUS SHELTER/BUS STOP PROGRAM	0.0	B9	BUS GRANT CAPITAL IMPROVEMENT	FTA	25,000	0	0	20,000	0	5,000
622	4	BB	TRF-0034-07A	MOORHEAD	SECT 5307: CITY OF MOORHEAD RR TRANSIT	0.0	B9	OPERATE BUS	FTA	1,171,355	0	0	318,196	0	853,159
623	4	BB	TRF-0034-07B	MOORHEAD	SECT 5307: MOORHEAD DIAL-A-RIDE TRANSIT	0.0	B9	OPERATE BUS	LF	184,598	0	0	0	0	184,598

FTA SECTION 5307  
Fiscal Year: 2007

STIP for FY 2006-2008

Seq #	ATP	Route System	Project Number	Agency	Description	Miles	Program	Type of Work	Proposed Funds	Total	FHWA	AC	FTA	TH	Other
624	4	BB	TRF-0034-07C	MOORHEAD	SECT 5307: MOORHEAD PLANNING ASSISTANCE	0.0	B9	PLANNING	FTA	16,320	0	0	13,056	0	3,264
625	4	BB	TRF-0034-07D	MOORHEAD	SECT 5307: MOORHEAD PREVENTIVE MAINTENANCE	0.0	B9	CRACK REPAIR	FTA	60,000	0	0	48,000	0	12,000
626	4	BB	TRF-0034-07E	MOORHEAD	SECT 5307: MOORHEAD BUS RELATED EQUIPMENT	0.0	B9	CRACK REPAIR	FTA	50,000	0	0	40,000	0	10,000
778	6	BB	TRF-0047-07	ROCHESTER TRANSIT	SECT 5307: ROCHESTER DIAL-A-RIDE SYSTEM OPERATING ASSISTANCE	0.0	B9	OPERATE BUS	LF	554,003	0	0	0	0	554,003
779	6	BB	TRF-0047-07A	ROCHESTER TRANSIT	SECT 5307: ROCHESTER FIXED ROUTE SYSTEM OPERATING ASSISTANCE	0.0	B9	OPERATE BUS	FTA	3,252,665	0	0	518,018	0	2,734,647
784	6	BB	TRF-3780-07	LA CRESCENT	SECT 5307: CITY OF LA CRESCENT REGULAR ROUTE TRANSIT SYSTEM OPERATING ASSISTANCE	0.0	B9	OPERATE BUS	FTA	157,609	0	0	27,256	0	130,353
1404	M	BB	TRF-TCMT-07A	MET COUNCIL - MT	SECT 5307: TWIN CITIES MET COUNCIL MT, ASSOCIATED CAPITAL MAINTENANCE	0.0	B9	BUS GRANT CAPITAL IMPROVEMENT	FTA	2,437,500	0	0	1,950,000	0	487,500
1405	M	BB	TRF-TCMT-07B	MET COUNCIL - MT	SECT 5307: TWIN CITIES MET COUNCIL MT, SNELLING BUS GARAGE	0.0	B9	BUS GRANT CAPITAL IMPROVEMENT	FTA	2,250,000	0	0	1,800,000	0	450,000
1406	M	BB	TRF-TCMT-07C	MET COUNCIL - MT	SECT 5307: TWIN CITIES MET COUNCIL MT, PREVENTIVE MAINTENANCE	0.0	B9	BUS GRANT CAPITAL IMPROVEMENT	FTA	12,500,000	0	0	10,000,000	0	2,500,000
1407	M	BB	TRF-TCMT-07D	MET COUNCIL - MT	SECT 5307: TWIN CITIES MET COUNCIL MT, 1% TRANSIT ENHANCEMENTS(SIGNS, ART, SHELTERS)	0.0	B9	BUS GRANT CAPITAL IMPROVEMENT	FTA	537,500	0	0	430,000	0	107,500
1408	M	BB	TRF-TCMT-07E	MET COUNCIL - MT	SECT 5307: TWIN CITIES MET COUNCIL MT, 1% SAFETY/SECURITY PROJECTS(PARK AND RIDE SECURITY)	0.0	B9	BUS GRANT CAPITAL IMPROVEMENT	FTA	537,500	0	0	430,000	0	107,500
1409	M	BB	TRF-TCMT-07F	MET COUNCIL - MT	SECT 5307: TWIN CITIES MET COUNCIL MT, 0.5% TRANSIT STAFF TRAINING	0.0	B9	BUS GRANT CAPITAL IMPROVEMENT	FTA	268,750	0	0	215,000	0	53,750
1410	M	BB	TRF-TCMT-07G	MET COUNCIL - MT	SECT 5307: TWIN CITIES MET COUNCIL MT, MODULAR OVERHAUL OF COMPONENTS	0.0	B9	BUS GRANT CAPITAL IMPROVEMENT	FTA	300,000	0	0	240,000	0	60,000
1411	M	BB	TRF-TCMT-07H	MET COUNCIL - MT	SECT 5307: TWIN CITIES MET COUNCIL MT, RAIL STATION MAINTENANCE-OVERHAUL EQUIPMENT	0.0	B9	BUS GRANT CAPITAL IMPROVEMENT	FTA	250,000	0	0	200,000	0	50,000
1412	M	BB	TRF-TCMT-07J	MET COUNCIL - MT	SECT 5307: TWIN CITIES MET COUNCIL MT, METRO MOBILITY CAPITAL COST OF CONTRACTING FOR SERVICES	0.0	B9	BUS GRANT CAPITAL IMPROVEMENT	FTA	6,250,000	0	0	5,000,000	0	1,250,000

FTA SECTION 5307  
Fiscal Year: 2007

STIP for FY 2006-2008

Seq #	ATP	Route System	Project Number	Agency	Description	Miles	Program	Type of Work	Proposed Funds	Total	FHWA	AC	FTA	TH	Other
1413	M	BB	TRF-TCMT-07K	MET COUNCIL - MT	SECT 5307: TWIN CITIES MET COUNCIL MT, CAPITAL LEASE-TIRES	0.0	B9	BUS GRANT CAPITAL IMPROVEMENT	FTA	1,250,000	0	0	1,000,000	0	250,000
1414	M	BB	TRF-TCMT-07L	MET COUNCIL - MTS	SECT 5307: TWIN CITIES MET COUNCIL MTS, REGIONAL FLEET CAPITAL COST OF CONTRACTING FOR SERVICE	0.0	B9	BUS GRANT CAPITAL IMPROVEMENT	FTA	1,875,000	0	0	1,500,000	0	375,000
1415	M	BB	TRF-TCMT-07M	MET COUNCIL - MTS	SECT 5307: TWIN CITIES MET COUNCIL MTS, MVTA GARAGE	0.0	B9	BUS GRANT CAPITAL IMPROVEMENT	FTA	1,250,000	0	0	1,000,000	0	250,000
1416	M	BB	TRF-TCMT-07N	MET COUNCIL - MTS	SECT 5307: TWIN CITIES MET COUNCIL MTS, SMTC PARK & RIDE	0.0	B9	BUS GRANT CAPITAL IMPROVEMENT	FTA	500,000	0	0	400,000	0	100,000
1417	M	BB	TRF-TCMT-07P	MET COUNCIL - MT	SECT 5307: TWIN CITIES MET COUNCIL MT, 494/35W PARK & RIDE	0.0	B9	BUS GRANT CAPITAL IMPROVEMENT	FTA	10,000,000	0	0	8,000,000	0	2,000,000
1418	M	BB	TRF-TCMT-07Q	MET COUNCIL - MT	SECT 5307: TWIN CITIES MET COUNCIL MT, ANNUNCIATORS FOR BUSES	0.0	B9	BUS GRANT CAPITAL IMPROVEMENT	FTA	1,500,000	0	0	1,200,000	0	300,000
1422	M	BB	TRF-TCMT-07U	MET COUNCIL - MT	SECT 5307: TWIN CITIES MET COUNCIL MT, REPLACEMENT BUSES-PURCHASE 40-FOOT & ARTICULATED BUSES	0.0	B9	PURCHASE BUS	FTA	7,500,000	0	0	6,000,000	0	1,500,000
1423	M	BB	TRF-TCMT-07V	MET COUNCIL - MT	SECT 5307: TWIN CITIES MET COUNCIL MT, OPERATOR SIMULATOR	0.0	B9	BUS GRANT CAPITAL IMPROVEMENT	FTA	1,000,000	0	0	800,000	0	200,000
1424	M	BB	TRF-TCMT-07W	MET COUNCIL - MT	SECT 5307: TWIN CITIES MET COUNCIL MT, SOUTH GARAGE ADDITION	0.0	B9	BUS GRANT CAPITAL IMPROVEMENT	FTA	1,625,000	0	0	1,300,000	0	325,000
Summary for Year = 2007 (40 projects)										\$74,510,265	\$28,000	\$0	\$44,724,035	\$0	\$29,758,230

FTA SECTION 5307  
Fiscal Year: 2008

STIP for FY 2006-2008

Seq #	ATP	Route System	Project Number	Agency	Description	Miles	Program	Type of Work	Proposed Funds	Total	FHWA	AC	FTA	TH	Other
139	1	BB	TRF-0016-08A	DULUTH TRANSIT AUTHORITY	SECT 5307: DULUTH DIAL-A-RIDE TRANSIT OPERATING ASSISTANCE	0.0	B9	OPERATE BUS	LF	440,422	0	0	0	0	440,422
140	1	BB	TRF-0016-08B	DULUTH TRANSIT AUTHORITY	SECT 5307: DULUTH TRANSIT OPERATING ASSISTANCE REGULAR ROUTE	0.0	B9	OPERATE BUS	FTA	8,196,927	0	0	449,344	0	7,747,583
141	1	BB	TRF-0016-08C	DULUTH TRANSIT AUTHORITY	SECT 5307: DULUTH TRANSIT CAPITAL IMPROVEMENT	0.0	B9	BUS GRANT CAPITAL IMPROVEMENT	FTA	561,680	0	0	449,344	0	112,336
302	2	BB	TRF-0018-08A	EAST GRAND FORKS TRANSIT	SECT 5307: EAST GRAND FORKS DAR TRANSIT OPERATING ASSISTANCE	0.0	B9	OPERATE BUS	LF	62,000	0	0	8,820	0	53,180
303	2	BB	TRF-0018-08B	EAST GRAND FORKS TRANSIT	SECT 5307: EAST GRAND FORKS FIXED ROUTE TRANSIT OPERATING ASSISTANCE	0.0	B9	OPERATE BUS	FTA	210,000	0	0	61,900	0	148,100
304	2	BB	TRF-0018-08C	EAST GRAND FORKS TRANSIT	SECT 5307: EAST GRAND FORKS TRANSIT SHELTER	0.0	B9	BUS GRANT CAPITAL IMPROVEMENT	FTA	40,000	0	0	32,000	0	8,000
499	3	BB	TRF-0048-08A	ST CLOUD	SECT 5307: DIAL A RIDE TRANSIT SERVICE OPERATING ASSISTANCE	0.0	B9	OPERATE BUS	FTA	2,000,000	0	0	0	0	2,000,000
500	3	BB	TRF-0048-08B	ST CLOUD	SECT 5307: FIXED ROUTE TRANSIT SERVICE OPERATING ASSISTANCE	0.0	B9	OPERATE BUS	FTA	5,400,000	0	0	523,000	0	4,877,000
501	3	BB	TRF-0048-08D	ST CLOUD	SECT 5307: TRANSIT CAPITAL PURCHASES, OFFICE EQUIPMENT AND COMPUTERS	0.0	B9	BUS GRANT CAPITAL IMPROVEMENT	FTA	25,000	0	0	20,000	0	5,000
502	3	BB	TRF-0048-08E	ST CLOUD	SECT 5307: TRANSIT CAPITAL PURCHASES, MAINTENANCE TOOLS AND EQUIPMENT	0.0	B9	BUS GRANT CAPITAL IMPROVEMENT	FTA	10,000	0	0	8,000	0	2,000
503	3	BB	TRF-0048-08F	ST CLOUD	SECT 5307: TRANSIT CAPITALIZED PREVENTIVE MAINTENANCE	0.0	B9	BUS GRANT CAPITAL IMPROVEMENT	FTA	575,731	0	0	460,585	0	115,146
504	3	BB	TRF-0048-08G	ST CLOUD	SECT 5307: TRANSIT CAPITAL PURCHASES, ITS PROJECTS	0.0	B9	BUS GRANT CAPITAL IMPROVEMENT	FTA	25,000	0	0	20,000	0	5,000
505	3	BB	TRF-0048-08H	ST CLOUD	SECT 5307: TRANSIT CAPITAL PURCHASES BUS SHELTER/BUS STOP PROGRAM	0.0	B9	BUS GRANT CAPITAL IMPROVEMENT	FTA	25,000	0	0	20,000	0	5,000
506	3	BB	TRF-0048-08I	ST CLOUD	SECT 5307: TRANSIT CAPITAL PURCHASES, DIAL A RIDE SMALL BUS	0.0	B9	PURCHASE BUS	FTA	90,000	0	0	72,000	0	18,000
507	3	BB	TRF-0048-08J	ST CLOUD	SECT 5307: TRANSIT CAPITAL PURCHASES, DIAL A RIDE RECONDITION SMALL BUS	0.0	B9	PURCHASE BUS	FTA	25,000	0	0	20,000	0	5,000
674	4	BB	TRF-0034-08A	MOORHEAD	SECT 5307: CITY OF MOORHEAD RR TRANSIT	0.0	B9	OPERATE BUS	FTA	1,405,625	0	0	330,924	0	1,074,701

FTA SECTION 5307  
Fiscal Year: 2008

STIP for FY 2006-2008

Seq #	ATP	Route System	Project Number	Agency	Description	Miles	Program	Type of Work	Proposed Funds	Total	FHWA	AC	FTA	TH	Other
675	4	BB	TRF-0034-08B	MOORHEAD	SECT 5307: MOORHEAD DIAL-A-RIDE TRANSIT	0.0	B9	OPERATE BUS	LF	191,982	0	0	0	0	191,982
676	4	BB	TRF-0034-08C	MOORHEAD	SECT 5307: MOORHEAD PLANNING ASSISTANCE	0.0	B9	PLANNING	FTA	16,646	0	0	13,317	0	3,329
677	4	BB	TRF-0034-08D	MOORHEAD	SECT 5307: MOORHEAD PREVENTIVE MAINTENANCE	0.0	B9	PREVENTIVE MAINTENANCE	FTA	60,000	0	0	48,000	0	12,000
678	4	BB	TRF-0034-08E	MOORHEAD	SECT 5307: MOORHEAD SHELTERS/PASS FACILITY IMPROVEMENTS	0.0	B9	BUS GRANT CAPITAL IMPROVEMENT	FTA	100,000	0	0	80,000	0	20,000
679	4	BB	TRF-0034-08F	MOORHEAD	SECT 5307: MOORHEAD CLASS 400 BUS	0.0	B9	PURCHASE BUS	FTA	69,000	0	0	55,200	0	13,800
833	6	BB	TRF-0047-08	ROCHESTER TRANSIT	SECT 5307: ROCHESTER DIAL-A-RIDE SYSTEM OPERATING ASSISTANCE	0.0	B9	OPERATE BUS	LF	554,003	0	0	0	0	554,003
834	6	BB	TRF-0047-08A	ROCHESTER TRANSIT	SECT 5307: ROCHESTER FIXED ROUTE SYSTEM OPERATING ASSISTANCE	0.0	B9	OPERATE BUS	FTA	3,252,665	0	0	518,018	0	2,734,647
839	6	BB	TRF-3780-08	LA CRESCENT	SECT 5307: CITY OF LA CRESCENT REGULAR ROUTE TRANSIT SYSTEM OPERATING ASSISTANCE	0.0	B9	OPERATE BUS	FTA	157,609	0	0	27,256	0	130,353
1542	M	BB	TRF-TCMT-08	MET COUNCIL - MT	SECT 5307: TWIN CITIES MET COUNCIL MT-REPLACEMENT BUSES-ARTICULATED & 40-FOOT	0.0	B9	PURCHASE BUS	FTA	15,000,000	0	0	12,000,000	0	3,000,000
1543	M	BB	TRF-TCMT-08A	MET COUNCIL - MT	SECT 5307: TWIN CITIES MET COUNCIL MT-ASSOCIATED CAPITAL MAINTENANCE	0.0	B9	BUS GRANT CAPITAL IMPROVEMENT	FTA	2,437,500	0	0	1,950,000	0	487,500
1544	M	BB	TRF-TCMT-08B	MET COUNCIL - MT	SECT 5307: TWIN CITIES MET COUNCIL MT-PREVENTIVE MAINTENANCE	0.0	B9	BUS GRANT CAPITAL IMPROVEMENT	FTA	12,500,000	0	0	10,000,000	0	2,500,000
1545	M	BB	TRF-TCMT-08C	MET COUNCIL - MT	SECT 5307: TWIN CITIES MET COUNCIL MT-CAPITAL LEASE-TIRES	0.0	B9	BUS GRANT CAPITAL IMPROVEMENT	FTA	1,250,000	0	0	1,000,000	0	250,000
1546	M	BB	TRF-TCMT-08D	MET COUNCIL - MT	SECT 5307: TWIN CITIES MET COUNCIL MT-UST UPGRADES & REPLACEMENTS	0.0	B9	BUS GRANT CAPITAL IMPROVEMENT	FTA	2,500,000	0	0	2,000,000	0	500,000
1547	M	BB	TRF-TCMT-08E	MET COUNCIL - MT	SECT 5307: TWIN CITIES MET COUNCIL MT-CAD/AVL UPDATE	0.0	B9	BUS GRANT CAPITAL IMPROVEMENT	FTA	1,000,000	0	0	800,000	0	200,000
1548	M	BB	TRF-TCMT-08F	MET COUNCIL - MT	SECT 5307: TWIN CITIES MET COUNCIL MT-TRANSIT INFO CENTER SYSTEM UPDATES	0.0	B9	BUS GRANT CAPITAL IMPROVEMENT	FTA	700,000	0	0	560,000	0	140,000
1549	M	BB	TRF-TCMT-08G	MET COUNCIL - MTS	SECT 5307: TWIN CITIES MET COUNCIL MTS-METRO MOBILITY CAPITAL COST OF CONTRACTING FOR SERVICES	0.0	B9	BUS GRANT CAPITAL IMPROVEMENT	FTA	6,250,000	0	0	5,000,000	0	1,250,000

## FTA SECTION 5307

Fiscal Year: 2008

## STIP for FY 2006-2008

Seq #	ATP	Route System	Project Number	Agency	Description	Miles	Program	Type of Work	Proposed Funds	Total	FHWA	AC	FTA	TH	Other
1550	M	BB	TRF-TCMT-08H	MET COUNCIL - MTS	SECT 5307: TWIN CITIES MET COUNCIL MTS-SWMT COP	0.0	B9	BUS GRANT CAPITAL IMPROVEMENT	FTA	625,000	0	0	500,000	0	125,000
1551	M	BB	TRF-TCMT-08J	MET COUNCIL - MTS	SECT 5307: TWIN CITIES MET COUNCIL MTS-REGIONAL FLEET CAPITAL COST OF CONTRACTING SERVICES	0.0	B9	BUS GRANT CAPITAL IMPROVEMENT	FTA	1,875,000	0	0	1,500,000	0	375,000
1552	M	BB	TRF-TCMT-08K	MET COUNCIL - MTS	SECT 5307: TWIN CITIES MET COUNCIL MTS-BUS REPLACEMENT	0.0	B9	PURCHASE BUS	FTA	5,000,000	0	0	4,000,000	0	1,000,000
Summary for Year = 2008 (35 projects)										\$72,631,790	\$0	\$0	\$42,527,708	\$0	\$30,104,082

FTA SECTION 5309  
Fiscal Year: 2006

STIP for FY 2006-2008

Seq #	ATP	Route System	Project Number	Agency	Description	Miles	Program	Type of Work	Proposed Funds	Total	FHWA	AC	FTA	TH	Other
3	1	BB	TRF-0012-06A	MN/DOT	SECT 5309: CLOQUET TRANSIT CAPITAL	0.0	B3	BUS GRANT CAPITAL IMPROVEMENT	FTA	360,000	0	0	288,000	0	72,000
8	1	BB	TRF-0022-06A	MN/DOT	SECT 5309: HIBBING TRANSIT CAPITAL	0.0	B3	BUS GRANT CAPITAL IMPROVEMENT	FTA	360,000	0	0	288,000	0	72,000
347	3	BB	TRF-0048-06	ST CLOUD	SECT 5309: TRANSIT CAPITAL PURCHASES, FIXED ROUTE BALANCE OF 1 LARGE BUS PURCHASE	0.0	B3	PURCHASE BUS	FTA	219,718	0	0	175,774	0	43,944
354	3	BB	TRF-0048-06G	ST CLOUD	SECT 5309: TRANSIT CAPITAL PURCHASES, ITS PROJECTS	0.0	B3	BUS GRANT CAPITAL IMPROVEMENT	FTA	300,000	0	0	240,000	0	60,000
355	3	BB	TRF-0048-06H	ST CLOUD	SECT 5309: TRANSIT CAPITAL PURCHASES, BUS SHELTER/BUS STOP PROGRAM	0.0	B3	BUS GRANT CAPITAL IMPROVEMENT	FTA	250,000	0	0	200,000	0	50,000
356	3	BB	TRF-0048-06I	ST CLOUD	SECT 5309: TRANSIT CAPITAL PURCHASES, DIAL A RIDE 2 SMALL BUSES	0.0	B3	PURCHASE BUS	FTA	175,000	0	0	140,000	0	35,000
357	3	BB	TRF-0048-06J	ST CLOUD	SECT 5309: TRANSIT CAPITAL PURCHASES, DIAL A RIDE RECONDITION SMALL BUSES	0.0	B3	PURCHASE BUS	FTA	25,000	0	0	20,000	0	5,000
358	3	BB	TRF-0048-06L	ST CLOUD	SECT 5309: OPERATIONS CENTER MAINTENANCE, VEHICLE & PARTS STORAGE ADDITION/IMPROVEMENTS	0.0	B3	PURCHASE BUS	FTA	470,853	0	0	376,682	0	94,171
577	4	BB	TRF-2397-06Z	WHITE EARTH	SECT 5309: WHITE EARTH TRANSIT TRANSFER FACILITY	0.0	B3	BUS GRANT CAPITAL IMPROVEMENT	FTA	1,200,000	0	0	1,000,000	0	200,000
726	6	BB	TRF-3780-03A	LA CRESCENT	SECT 5309: LACRESCENT TRANSFER STATION	0.0	B3	BUS GRANT CAPITAL IMPROVEMENT	FTA	73,776	0	0	59,021	0	14,755
728	6	BB	TRF-3780-06A	LA CRESCENT	SECT 5309: LACRESCENT TRANSFER STATION: PHASE II	0.0	B3	BUS GRANT CAPITAL IMPROVEMENT	FTA	125,000	0	0	100,000	0	25,000
1176	M	BB	TRF-9028-03	MN/DOT	SECT 5309: NORTHSTAR CORRIDOR-PRELIMINARY ENGINEERING, RIGHT OF WAY, ETC(2003 APPROPRIATION)	0.0	B3	PLANNING	FTA	6,250,000	0	0	5,000,000	0	1,250,000
1177	M	BB	TRF-9028-04	MN/DOT	SECT 5309: NORTHSTAR CORRIDOR, FINAL DESIGN, ETC (2004 APPROPRIATION)	0.0	B3	PLANNING	FTA	7,073,785	0	0	5,659,028	0	1,414,757
1178	M	BB	TRF-RCRRA-05	RAMSEY COUNTY	SECT 5309: STUDY UNION DEPOT IN ST PAUL TO A MULTI-MODAL TRANSIT HUB, PLANNING & ENVIRONMENTAL WORK (2005 APPROPRIATIONS ACT)	0.0	B3	PLANNING	FTA	1,250,000	0	0	1,000,000	0	250,000

FTA SECTION 5309  
Fiscal Year: 2006

STIP for FY 2006-2008

Seq #	ATP	Route System	Project Number	Agency	Description	Miles	Program	Type of Work	Proposed Funds	Total	FHWA	AC	FTA	TH	Other
1179	M	BB	TRF-RLTF-03A	MN/DOT	SECT 5309: RUSHLINE CORRIDOR, PARK & POOL LOT(2002/2003 APPROPRIATION)	0.0	B3	BUS GRANT CAPITAL IMPROVEMENT	FTA	339,705	0	0	271,764	0	67,941
1182	M	BB	TRF-TCMT-06AA	MET COUNCIL - MT	SECT 5309: TWIN CITIES MET COUNCIL MT, MINNEAPOLIS CIRCULATOR-NORTH TERMINAL	0.0	B3	BUS GRANT CAPITAL IMPROVEMENT	FTA	2,459,196	0	0	1,967,357	0	491,839
1184	M	BB	TRF-TCMT-06BB	MET COUNCIL - MT	SECT 5309: TWIN CITIES MET COUNCIL MT, NORTHWEST CORRIDOR BUSWAY DEVELOPMENT	0.0	B3	BUS GRANT CAPITAL IMPROVEMENT	FTA	3,073,996	0	0	2,459,197	0	614,799
1191	M	BB	TRF-TCMT-06J	MET COUNCIL - MT	SECT 5309: TWIN CITIES MET COUNCIL MT, PURCHASE ARTICULATED & 40-FT BUSES-GROWTH	0.0	B3	PURCHASE BUS	FTA	2,500,000	0	0	2,000,000	0	500,000
1192	M	BB	TRF-TCMT-06K	MET COUNCIL - MT	SECT 5309: TWIN CITIES MET COUNCIL MT, LRV MAJOR COMPONENT REPLACEMENT	0.0	B3	BUS GRANT CAPITAL IMPROVEMENT	FTA	1,000,000	0	0	800,000	0	200,000
1201	M	BB	TRF-TCMT-06U	MET COUNCIL - MT	SECT 5309: TWIN CITIES MET COUNCIL MT, LRV'S- FIXED GUIDWAY	0.0	B3	BUS GRANT CAPITAL IMPROVEMENT	FTA	6,600,000	0	0	5,280,000	0	1,320,000
1203	M	BB	TRF-TCMT-06W	MET COUNCIL - MT	SECT 5309: TWIN CITIES MET COUNCIL MT, GSA PARK & RIDE	0.0	B3	BUS GRANT CAPITAL IMPROVEMENT	FTA	7,400,000	0	0	5,920,000	0	1,480,000
1205	M	BB	TRF-TCMT-06Y	MET COUNCIL - MT	SECT 5309: TWIN CITIES MET COUNCIL MT, LRT SIGNALIZATION FOR SINGLE TRACK REVERSE-DIRECTION OPERATION	0.0	B3	BUS GRANT CAPITAL IMPROVEMENT	FTA	2,500,000	0	0	2,000,000	0	500,000
1206	M	BB	TRF-TCMT-06Z	MET COUNCIL - MT	SECT 5309: TWIN CITIES MET COUNCIL MT, 63RD & CSAH 81 PARK & RIDE(NW)	0.0	B3	BUS GRANT CAPITAL IMPROVEMENT	FTA	1,229,611	0	0	983,689	0	245,922
Summary for Year = 2006 (23 projects)										\$45,235,640	\$0	\$0	\$36,228,512	\$0	\$9,007,128

FTA SECTION 5309  
Fiscal Year: 2007

STIP for FY 2006-2008

Seq #	ATP	Route System	Project Number	Agency	Description	Miles	Program	Type of Work	Proposed Funds	Total	FHWA	AC	FTA	TH	Other
430	3	BB	TRF-0048-07	ST CLOUD	SECT 5309: PURCHASE 1 LARGE BUS	0.0	B3	PURCHASE BUS	FTA	295,000	0	0	236,000	0	59,000
438	3	BB	TRF-0048-07I	ST CLOUD	SECT 5309: DIAL A RIDE PURCHASE SMALL BUS	0.0	B3	PURCHASE BUS	FTA	120,000	0	0	96,000	0	24,000
439	3	BB	TRF-0048-07J	ST CLOUD	SECT 5309: DIAL A RIDE RECONDITION SMALL BUS	0.0	B3	PURCHASE BUS	FTA	30,000	0	0	24,000	0	6,000
440	3	BB	TRF-0048-07K	ST CLOUD	SECT 5309: PARK AND RIDE FACILITY	0.0	B3	BUS GRANT CAPITAL IMPROVEMENT	FTA	1,000,000	0	0	800,000	0	200,000
441	3	BB	TRF-0048-07M	ST CLOUD	SECT 5309 FIXED ROUTE TROLLEY LEASE	0.0	B3	BUS GRANT CAPITAL IMPROVEMENT	FTA	147,000	0	0	117,600	0	29,400
1402	M	BB	TRF-9028-05	MN/DOT	SECT 5309: NORTHSTAR CORRIDOR, CONSTRUCTION/VEHICLE PURCHASE, ETC (2005 APPROPRIATION)	0.0	B3	PLANNING	FTA	6,200,000	0	0	4,960,000	0	1,240,000
1403	M	BB	TRF-TCMT-07	MET COUNCIL - MT	SECT 5309: TWIN CITIES MET COUNCIL MT, 494/35W PARK & RIDE	0.0	B3	BUS GRANT CAPITAL IMPROVEMENT	FTA	10,000,000	0	0	8,000,000	0	2,000,000
1419	M	BB	TRF-TCMT-07R	MET COUNCIL - MT	SECT 5309: TWIN CITIES MET COUNCIL MT, PURCHASE BUSES-GROWTH	0.0	B3	PURCHASE BUS	FTA	2,500,000	0	0	2,000,000	0	500,000
1420	M	BB	TRF-TCMT-07S	MET COUNCIL - MT	SECT 5309: TWIN CITIES MET COUNCIL MT, RAIL FACILITIES	0.0	B3	BUS GRANT CAPITAL IMPROVEMENT	FTA	6,000,000	0	0	4,800,000	0	1,200,000
1425	M	BB	TRF-TCMT-07X	MET COUNCIL - MT	SECT 5309: TWIN CITIES MET COUNCIL MT, SUPPORT EQUIPMENT FOR GARAGE STARTUP	0.0	B3	BUS GRANT CAPITAL IMPROVEMENT	FTA	1,875,000	0	0	1,500,000	0	375,000
1426	M	BB	TRF-TCMT-07Y	MET COUNCIL - MT	SECT 5309: TWIN CITIES MET COUNCIL MT, OPERATOR	0.0	B3	BUS GRANT CAPITAL IMPROVEMENT	FTA	250,000	0	0	200,000	0	50,000
Summary for Year = 2007 (11 projects)										\$28,417,000	\$0	\$0	\$22,733,600	\$0	\$5,683,400

## FTA SECTION 5309

Fiscal Year: 2008

## STIP for FY 2006-2008

Seq #	ATP	Route System	Project Number	Agency	Description	Miles	Program	Type of Work	Proposed Funds	Total	FHWA	AC	FTA	TH	Other
498	3	BB	TRF-0048-08	ST CLOUD	SECT 5309:TRANSIT CAPITAL PURCHASE, LARGE BUS (CLASS 700)	0.0	B3	PURCHASE BUS	FTA	295,000	0	0	236,000	0	59,000
1553	M	BB	TRF-TCMT-08L	MET COUNCIL - MT	SECT 5309: TWIN CITIES MET COUNCIL MT-BUS GROWTH	0.0	B3	PURCHASE BUS	FTA	2,500,000	0	0	2,000,000	0	500,000
1554	M	BB	TRF-TCMT-08M	MET COUNCIL - MT	SECT 5309: TWIN CITIES MET COUNCIL MT-FORT SNELLING PARK & RIDE EXPANSION	0.0	B3	BUS GRANT CAPITAL IMPROVEMENT	FTA	7,000,000	0	0	5,600,000	0	1,400,000
1555	M	BB	TRF-TCMT-08N	MET COUNCIL - MT	SECT 5309: TWIN CITIES MET COUNCIL MT-RAIL FACILITIES	0.0	B3	BUS GRANT CAPITAL IMPROVEMENT	FTA	6,000,000	0	0	4,800,000	0	1,200,000
Summary for Year = 2008 (4 projects)										\$15,795,000	\$0	\$0	\$12,636,000	\$0	\$3,159,000

FTA SECTION 5311  
Fiscal Year: 2006

STIP for FY 2006-2008

Seq #	ATP	Route System	Project Number	Agency	Description	Miles	Program	Type of Work	Proposed Funds	Total	FHWA	AC	FTA	TH	Other
1	1	BB	TRF-0005-06	MN/DOT	SECT 5311: AEOA TRANSIT OPERATING ASSISTANCE	0.0	OB	OPERATE BUS	FTA	2,754,000	0	0	691,530	0	2,062,470
2	1	BB	TRF-0012-06	MN/DOT	SECT 5311: CLOQUET TRANSIT OPERATING ASSISTANCE	0.0	OB	OPERATE BUS	FTA	129,690	0	0	21,385	0	108,305
7	1	BB	TRF-0022-06	MN/DOT	SECT 5311: HIBBING TRANSIT OPERATING ASSISTANCE	0.0	OB	OPERATE BUS	FTA	174,920	0	0	32,480	0	142,440
9	1	BB	TRF-0061-06	MN/DOT	SECT 5311: VIRGINIA TRANSIT OPERATING ASSISTANCE	0.0	OB	OPERATE BUS	FTA	190,000	0	0	35,500	0	154,500
195	2	BB	TRF-0006-06	MN/DOT	SECT 5311: PAUL BUNYAN TRANSIT OPERATING ASSISTANCE	0.0	OB	OPERATE BUS	FTA	508,000	0	0	107,105	0	400,895
199	2	BB	TRF-0058-06	MN/DOT	SECT 5311: TRI-VALLEY TRANSIT OPERATING ASSISTANCE	0.0	OB	OPERATE BUS	FTA	541,710	0	0	111,603	0	430,107
200	2	BB	TRF-1010-06	MN/DOT	SECT 5311: HUBBARD COUNTY TRANSIT OPERATING ASSISTANCE	0.0	OB	OPERATE BUS	FTA	180,180	0	0	31,145	0	149,035
201	2	BB	TRF-2487-06	MN/DOT	SECT 5311: CITY OF FOSSTON TRANSIT OPERATING ASSISTANCE	0.0	OB	OPERATE BUS	FTA	55,810	0	0	10,128	0	45,682
202	2	BB	TRF-3084-06	MN/DOT	SECT 5311: ROSEAU COUNTY TRANSIT OPERATING ASSISTANCE	0.0	OB	OPERATE BUS	FTA	233,000	0	0	48,938	0	184,062
203	2	BB	TRF-8819-06	MN/DOT	SECT 5311: RED LAKE RESERVATION TRANSIT OPERATING ASSISTANCE	0.0	OB	OPERATE BUS	FTA	144,060	0	0	67,030	0	77,030
346	3	BB	TRF-0042-06	MN/DOT	SECT 5311: CITY OF PINE RIVER TRANSIT OPERATING ASSISTANCE	0.0	OB	OPERATE BUS	FTA	61,641	0	0	14,248	0	47,393
360	3	BB	TRF-0055-06	MN/DOT	SECT 5311: SHERBURNE COUNTY TRANSIT OPERATING ASSISTANCE	0.0	OB	OPERATE BUS	FTA	480,000	0	0	77,355	0	402,645
361	3	BB	TRF-0057-06	MN/DOT	SECT 5311: TRI-CAP TRANSIT OPERATING ASSISTANCE	0.0	OB	OPERATE BUS	FTA	366,691	0	0	61,423	0	305,268
362	3	BB	TRF-0130-06	MN/DOT	SECT 5311: ANNANDALE TRANSIT OPERATING ASSISTANCE	0.0	OB	OPERATE BUS	FTA	106,580	0	0	14,695	0	91,885
363	3	BB	TRF-2492-06	MN/DOT	SECT 5311: CITY OF MONTICELLO TRANSIT OPERATING ASSISTANCE (TO BE MERGED WITH RIVERRIDER)	0.0	OB	OPERATE BUS	FTA	61,200	0	0	12,014	0	49,186
364	3	BB	TRF-3303-06	MN/DOT	SECT 5311: MORRISON COUNTY TRANSIT OPERATING ASSISTANCE (TO BE MERGED WITH TRICAP)	0.0	OB	OPERATE BUS	FTA	170,000	0	0	30,207	0	139,793
365	3	BB	TRF-3449-06	MN/DOT	SECT 5311: CROW WING COUNTY/CITY OF BRAINERD TRANSIT OPERATING ASSISTANCE	0.0	OB	OPERATE BUS	FTA	712,820	0	0	153,182	0	559,638

FTA SECTION 5311  
Fiscal Year: 2006

STIP for FY 2006-2008

Seq #	ATP	Route System	Project Number	Agency	Description	Miles	Program	Type of Work	Proposed Funds	Total	FHWA	AC	FTA	TH	Other
366	3	BB	TRF-7068-06	MN/DOT	SECT 5311: ISANTI/COUNTY TRANSIT OPERATING ASSISTANCE	0.0	OB	OPERATE BUS	FTA	524,000	0	0	109,125	0	414,875
367	3	BB	TRF-7077-06	MN/DOT	SECT 5311: MILLE LACS COUNTY TRANSIT OPERATING ASSISTANCE	0.0	OB	OPERATE BUS	FTA	156,825	0	0	21,181	0	135,644
368	3	BB	TRF-9018-06	MN/DOT	SECT 5311: WADENA COUNTY OPERATING ASSISTANCE	0.0	OB	OPERATE BUS	FTA	198,000	0	0	40,875	0	157,125
569	4	BB	TRF-0007-06	MN/DOT	SECT 5311: CITY OF BENSON TRANSIT OPERATING ASSISTANCE	0.0	OB	OPERATE BUS	FTA	150,658	0	0	30,132	0	120,526
570	4	BB	TRF-0027-06	MN/DOT	SECT 5311: BECKER COUNTY TRANSIT OPERATING ASSISTANCE	0.0	OB	OPERATE BUS	FTA	238,500	0	0	47,700	0	190,800
575	4	BB	TRF-0035-06	MN/DOT	SECT 5311: CITY OF MORRIS TRANSIT OPERATING ASSISTANCE	0.0	OB	OPERATE BUS	FTA	296,573	0	0	59,351	0	237,222
576	4	BB	TRF-0041-06	MN/DOT	SECT 5311: CITY OF PELICAN RAPIDS TRANSIT OPERATING ASSISTANCE	0.0	OB	OPERATE BUS	LF	7,725	0	0	0	0	7,725
578	4	BB	TRF-2490-06	MN/DOT	SECT 5311: MAHNOMEN COUNTY TRANSIT OPERATING ASSISTANCE	0.0	OB	OPERATE BUS	FTA	138,195	0	0	27,639	0	110,556
579	4	BB	TRF-3291-06	MN/DOT	SECT 5311: CLAY COUNTY TRANSIT OPERATING ASSISTANCE	0.0	OB	OPERATE BUS	FTA	242,318	0	0	48,464	0	193,854
580	4	BB	TRF-7067-06	MN/DOT	SECT 5311: RAINBOW RIDER TRANSIT OPERATING ASSISTANCE	0.0	OB	OPERATE BUS	FTA	884,996	0	0	176,993	0	708,003
581	4	BB	TRF-8830-06	MN/DOT	SECT 5311: GRANT COUNTY TRANSIT OPERATING ASSISTANCE	0.0	OB	OPERATE BUS	FTA	111,281	0	0	22,256	0	89,025
715	6	BB	TRF-0001-06	MN/DOT	SECT 5311: CEDAR VALLEY SERVICES: ALBERT LEA TRANSIT OPERATING ASSISTANCE	0.0	OB	OPERATE BUS	FTA	166,000	0	0	25,738	0	140,262
716	6	BB	TRF-0020-06	MN/DOT	SECT 5311: CITY OF FARIBAUT TRANSIT OPERATING ASSISTANCE	0.0	OB	OPERATE BUS	FTA	151,740	0	0	31,910	0	119,830
717	6	BB	TRF-0039-06	MN/DOT	SECT 5311: CITY OF NORTHFIELD TRANSIT OPERATING ASSISTANCE	0.0	OB	OPERATE BUS	FTA	243,800	0	0	43,075	0	200,725
722	6	BB	TRF-0065-06	MN/DOT	SECT 5311: CITY OF WINONA TRANSIT OPERATING ASSISTANCE	0.0	OB	OPERATE BUS	FTA	366,400	0	0	61,752	0	304,648
723	6	BB	TRF-1977-06	MN/DOT	SECT 5311: SEMCAC TRANSIT OPERATING ASSISTANCE	0.0	OB	OPERATE BUS	FTA	190,770	0	0	27,730	0	163,040
724	6	BB	TRF-2497-06	MN/DOT	SECT 5311: CITY OF STEWARTVILLE OPERATING ASSISTANCE	0.0	OB	OPERATE BUS	FTA	60,790	0	0	12,084	0	48,706
725	6	BB	TRF-3342-06	MN/DOT	SECT 5311: STEELE COUNTY TRANSIT OPERATING ASSISTANCE	0.0	OB	OPERATE BUS	FTA	331,950	0	0	60,988	0	270,962

FTA SECTION 5311  
Fiscal Year: 2006

STIP for FY 2006-2008

Seq #	ATP	Route System	Project Number	Agency	Description	Miles	Program	Type of Work	Proposed Funds	Total	FHWA	AC	FTA	TH	Other
729	6	BB	TRF-7071-06	MN/DOT	SECT 5311: MOWER COUNTY TRANSIT OPERATING ASSISTANCE	0.0	OB	OPERATE BUS	FTA	423,130	0	0	61,408	0	361,722
730	6	BB	TRF-7284-06	MN/DOT	SECT 5311: THREE RIVERS TRANSIT OPERATING ASSISTANCE	0.0	OB	OPERATE BUS	FTA	602,500	0	0	117,317	0	485,183
894	7	BB	TRF-0014-06	MN/DOT	SECT 5311: COTTONWOOD CO TRANSIT OPERATING ASSISTANCE	0.0	OB	OPERATE BUS	FTA	96,000	0	0	18,050	0	77,950
895	7	BB	TRF-0025-06	MN/DOT	SECT 5311: CITY OF LE SUEUR TRANSIT OPERATING ASSISTANCE	0.0	OB	OPERATE BUS	FTA	159,960	0	0	33,240	0	126,720
896	7	BB	TRF-0028-06	MN/DOT	SECT 5311: CITY OF MANKATO TRANSIT OPERATING ASSISTANCE	0.0	OB	OPERATE BUS	FTA	1,062,000	0	0	331,000	0	731,000
897	7	BB	TRF-0046-06	MN/DOT	SECT 5311: MARTIN CO TRANSIT OPERATING ASSISTANCE	0.0	OB	OPERATE BUS	FTA	340,000	0	0	53,750	0	286,250
898	7	BB	TRF-0083-06	MN/DOT	SECT 5311: WATONWAN CO TRANSIT OPERATING ASSISTANCE	0.0	OB	OPERATE BUS	FTA	153,650	0	0	22,038	0	131,612
899	7	BB	TRF-0280-06	MN/DOT	SECT 5311: BROWN CO TRANSIT OPERATING ASSISTANCE	0.0	OB	OPERATE BUS	FTA	451,800	0	0	90,450	0	361,350
900	7	BB	TRF-2494-06	MN/DOT	SECT 5311: SMOC/NOBLES CO TRANSIT OPERATING ASSISTANCE	0.0	OB	OPERATE BUS	FTA	243,360	0	0	46,761	0	196,599
901	7	BB	TRF-2496-06	MN/DOT	SECT 5311: CITY OF SAINT PETER TRANSIT OPERATING ASSISTANCE	0.0	OB	OPERATE BUS	FTA	190,000	0	0	34,250	0	155,750
902	7	BB	TRF-3274-06	MN/DOT	SECT 5311: FARIBAUT CO TRANSIT OPERATING ASSISTANCE	0.0	OB	OPERATE BUS	FTA	130,000	0	0	27,370	0	102,630
903	7	BB	TRF-3331-06	MN/DOT	SECT 5311: ROCK CO TRANSIT OPERATING ASSISTANCE	0.0	OB	OPERATE BUS	FTA	225,950	0	0	44,219	0	181,731
1026	8	BB	TRF-0026-06	MN/DOT	SECT 5311: LINCOLN CO TRANSIT OPERATING ASSISTANCE	0.0	OB	OPERATE BUS	FTA	140,300	0	0	28,825	0	111,475
1027	8	BB	TRF-0032-06	MN/DOT	SECT 5311: CITY OF MONTEVIDEO TRANSIT OPERATING ASSISTANCE	0.0	OB	OPERATE BUS	FTA	107,440	0	0	22,360	0	85,080
1028	8	BB	TRF-1075-06	MN/DOT	SECT 5311: KANDIYOHI CO TRANSIT OPERATING ASSISTANCE	0.0	OB	OPERATE BUS	FTA	688,900	0	0	128,475	0	560,425
1029	8	BB	TRF-1724-06	MN/DOT	SECT 5311: PIPESTONE CO TRANSIT OPERATING ASSISTANCE	0.0	OB	OPERATE BUS	FTA	244,800	0	0	46,608	0	198,192
1030	8	BB	TRF-1738-06	MN/DOT	SECT 5311: PRAIRIE FIVE CAC TRANSIT OPERATING ASSISTANCE	0.0	OB	OPERATE BUS	FTA	495,211	0	0	79,303	0	415,908
1031	8	BB	TRF-2387-06	MN/DOT	SECT 5311: WESTERN COMMUNITY ACTION, INC. TRANSIT OPERATING ASSISTANCE	0.0	OB	OPERATE BUS	FTA	813,271	0	0	117,318	0	695,953

FTA SECTION 5311  
Fiscal Year: 2006

STIP for FY 2006-2008

Seq #	ATP	Route System	Project Number	Agency	Description	Miles	Program	Type of Work	Proposed Funds	Total	FHWA	AC	FTA	TH	Other
1032	8	BB	TRF-2486-06	MN/DOT	SECT 5311: CITY OF DAWSON TRANSIT OPERATING ASSISTANCE	0.0	OB	OPERATE BUS	FTA	70,000	0	0	14,250	0	55,750
1033	8	BB	TRF-2488-06	MN/DOT	SECT 5311: CITY OF GRANITE FALLS TRANSIT OPERATING ASSISTANCE	0.0	OB	OPERATE BUS	FTA	78,000	0	0	14,000	0	64,000
1034	8	BB	TRF-3301-06	MN/DOT	SECT 5311: TRAILBLAZER TRANSIT OPERATING ASSISTANCE	0.0	OB	OPERATE BUS	FTA	764,151	0	0	146,538	0	617,613
1035	8	BB	TRF-3312-06	MN/DOT	SECT 5311: MEEKER CO TRANSIT OPERATING ASSISTANCE	0.0	OB	OPERATE BUS	FTA	195,000	0	0	32,750	0	162,250
1036	8	BB	TRF-3325-06	MN/DOT	SECT 5311: MURRAY CO TRANSIT OPERATING ASSISTANCE	0.0	OB	OPERATE BUS	FTA	73,000	0	0	14,175	0	58,825
1037	8	BB	TRF-3339-06	MN/DOT	SECT 5311: RENVILLE CO TRANSIT OPERATING ASSISTANCE	0.0	OB	OPERATE BUS	FTA	188,500	0	0	23,875	0	164,625
1173	M	BB	TRF-0009-06	MN/DOT	SECT 5311: CARVER COUNTY TRANSIT OPERATING ASSISTANCE	0.0	OB	OPERATE BUS	FTA	404,458	0	0	85,490	0	318,968
1174	M	BB	TRF-0051-06	MN/DOT	SECT 5311: SCOTT COUNTY TRANSIT OPERATING ASSISTANCE	0.0	OB	OPERATE BUS	FTA	716,976	0	0	95,790	0	621,186
1175	M	BB	TRF-3703-06	MN/DOT	SECT 5311: CITY OF HASTINGS TRANSIT OPERATING ASSISTANCE	0.0	OB	OPERATE BUS	FTA	262,959	0	0	41,303	0	221,656
Summary for Year = 2006 (62 projects)										\$20,652,139	\$0	\$0	\$4,137,874	\$0	\$16,514,265

FTA SECTION 5311  
Fiscal Year: 2007

STIP for FY 2006-2008

Seq #	ATP	Route System	Project Number	Agency	Description	Miles	Program	Type of Work	Proposed Funds	Total	FHWA	AC	FTA	TH	Other
73	1	BB	TRF-0005-07	MN/DOT	SECT 5311: AEOA TRANSIT OPERATING ASSISTANCE	0.0	OB	OPERATE BUS	FTA	2,836,620	0	0	691,530	0	2,145,090
74	1	BB	TRF-0012-07	MN/DOT	SECT 5311: CLOQUET TRANSIT OPERATING ASSISTANCE	0.0	OB	OPERATE BUS	FTA	133,581	0	0	21,385	0	112,196
78	1	BB	TRF-0022-07	MN/DOT	SECT 5311: HIBBING TRANSIT OPERATING ASSISTANCE	0.0	OB	OPERATE BUS	FTA	180,168	0	0	32,480	0	147,688
79	1	BB	TRF-0061-07	MN/DOT	SECT 5311: VIRGINIA TRANSIT OPERATING ASSISTANCE	0.0	OB	OPERATE BUS	FTA	195,700	0	0	35,500	0	160,200
250	2	BB	TRF-0006-07	MN/DOT	SECT 5311: PAUL BUNYAN TRANSIT OPERATING ASSISTANCE	0.0	OB	OPERATE BUS	FTA	523,240	0	0	107,105	0	416,135
254	2	BB	TRF-0058-07	MN/DOT	SECT 5311: TRI-VALLEY TRANSIT OPERATING ASSISTANCE	0.0	OB	OPERATE BUS	FTA	557,961	0	0	111,603	0	446,358
255	2	BB	TRF-1010-07	MN/DOT	SECT 5311: HUBBARD COUNTY TRANSIT OPERATING ASSISTANCE	0.0	OB	OPERATE BUS	FTA	185,585	0	0	31,145	0	154,440
256	2	BB	TRF-2487-07	MN/DOT	SECT 5311: CITY OF FOSSTON TRANSIT OPERATING ASSISTANCE	0.0	OB	OPERATE BUS	FTA	57,484	0	0	10,128	0	47,356
257	2	BB	TRF-3084-07	MN/DOT	SECT 5311: ROSEAU COUNTY TRANSIT OPERATING ASSISTANCE	0.0	OB	OPERATE BUS	FTA	239,990	0	0	48,938	0	191,052
258	2	BB	TRF-8819-07	MN/DOT	SECT 5311: RED LAKE RESERVATION TRANSIT OPERATING ASSISTANCE	0.0	OB	OPERATE BUS	FTA	148,382	0	0	67,030	0	81,352
429	3	BB	TRF-0042-07	MN/DOT	SECT 5311: CITY OF PINE RIVER TRANSIT OPERATING ASSISTANCE	0.0	OB	OPERATE BUS	FTA	63,490	0	0	14,248	0	49,242
442	3	BB	TRF-0055-07	MN/DOT	SECT 5311: SHERBURNE COUNTY TRANSIT OPERATING ASSISTANCE	0.0	OB	OPERATE BUS	FTA	494,400	0	0	77,355	0	417,045
443	3	BB	TRF-0057-07	MN/DOT	SECT 5311: TRI-CAP TRANSIT OPERATING ASSISTANCE	0.0	OB	OPERATE BUS	FTA	377,691	0	0	61,423	0	316,268
444	3	BB	TRF-0130-07	MN/DOT	SECT 5311: ANNANDALE TRANSIT OPERATING ASSISTANCE	0.0	OB	OPERATE BUS	FTA	106,580	0	0	14,695	0	91,885
445	3	BB	TRF-3449-07	MN/DOT	SECT 5311: CROW WING COUNTY/CITY OF BRAINERD TRANSIT OPERATING ASSISTANCE	0.0	OB	OPERATE BUS	FTA	734,204	0	0	153,182	0	581,022
446	3	BB	TRF-7068-07	MN/DOT	SECT 5311: ISANTI/COUNTY TRANSIT OPERATING ASSISTANCE	0.0	OB	OPERATE BUS	FTA	539,720	0	0	109,125	0	430,595
447	3	BB	TRF-7077-07	MN/DOT	SECT 5311: MILLE LACS COUNTY TRANSIT OPERATING ASSISTANCE	0.0	OB	OPERATE BUS	FTA	161,530	0	0	21,181	0	140,349
448	3	BB	TRF-9018-07	MN/DOT	SECT 5311: WADENA COUNTY OPERATING ASSISTANCE	0.0	OB	OPERATE BUS	FTA	203,940	0	0	40,875	0	163,065

FTA SECTION 5311  
Fiscal Year: 2007

STIP for FY 2006-2008

Seq #	ATP	Route System	Project Number	Agency	Description	Miles	Program	Type of Work	Proposed Funds	Total	FHWA	AC	FTA	TH	Other
620	4	BB	TRF-0007-07	MN/DOT	SECT 5311: CITY OF BENSON TRANSIT OPERATING ASSISTANCE	0.0	OB	OPERATE BUS	FTA	155,178	0	0	31,035	0	124,143
621	4	BB	TRF-0027-07	MN/DOT	SECT 5311: BECKER COUNTY TRANSIT OPERATING ASSISTANCE	0.0	OB	OPERATE BUS	FTA	245,655	0	0	49,131	0	196,524
627	4	BB	TRF-0035-07	MN/DOT	SECT 5311: CITY OF MORRIS TRANSIT OPERATING ASSISTANCE	0.0	OB	OPERATE BUS	FTA	305,656	0	0	61,131	0	244,525
628	4	BB	TRF-0041-07	MN/DOT	SECT 5311: CITY OF PELICAN RAPIDS TRANSIT OPERATING ASSISTANCE	0.0	OB	OPERATE BUS	LF	7,959	0	0	0	0	7,959
629	4	BB	TRF-2490-07	MN/DOT	SECT 5311: MAHNOMEN COUNTY TRANSIT OPERATING ASSISTANCE	0.0	OB	OPERATE BUS	FTA	142,340	0	0	28,468	0	113,872
630	4	BB	TRF-3291-07	MN/DOT	SECT 5311: CLAY COUNTY TRANSIT OPERATING ASSISTANCE	0.0	OB	OPERATE BUS	FTA	249,588	0	0	49,918	0	199,670
631	4	BB	TRF-7067-07	MN/DOT	SECT 5311: RAINBOW RIDER TRANSIT OPERATING ASSISTANCE	0.0	OB	OPERATE BUS	FTA	911,515	0	0	182,303	0	729,212
632	4	BB	TRF-8830-07	MN/DOT	SECT 5311: GRANT COUNTY TRANSIT OPERATING ASSISTANCE	0.0	OB	OPERATE BUS	FTA	114,620	0	0	22,925	0	91,695
775	6	BB	TRF-0001-07	MN/DOT	SECT 5311: CEDAR VALLEY SERVICES: ALBERT LEA TRANSIT OPERATING ASSISTANCE	0.0	OB	OPERATE BUS	FTA	166,000	0	0	25,738	0	140,262
776	6	BB	TRF-0020-07	MN/DOT	SECT 5311: CITY OF FARIBAULT TRANSIT OPERATING ASSISTANCE	0.0	OB	OPERATE BUS	FTA	151,740	0	0	31,910	0	119,830
777	6	BB	TRF-0039-07	MN/DOT	SECT 5311: CITY OF NORTHFIELD TRANSIT OPERATING ASSISTANCE	0.0	OB	OPERATE BUS	FTA	243,800	0	0	43,075	0	200,725
780	6	BB	TRF-0065-07	MN/DOT	SECT 5311: CITY OF WINONA TRANSIT OPERATING ASSISTANCE	0.0	OB	OPERATE BUS	FTA	366,400	0	0	61,752	0	304,648
781	6	BB	TRF-1977-07	MN/DOT	SECT 5311: SEMCAC TRANSIT OPERATING ASSISTANCE	0.0	OB	OPERATE BUS	FTA	190,770	0	0	27,730	0	163,040
782	6	BB	TRF-2497-07	MN/DOT	SECT 5311: CITY OF STEWARTVILLE OPERATING ASSISTANCE	0.0	OB	OPERATE BUS	FTA	60,790	0	0	12,084	0	48,706
783	6	BB	TRF-3342-07	MN/DOT	SECT 5311: STEELE COUNTY TRANSIT OPERATING ASSISTANCE	0.0	OB	OPERATE BUS	FTA	331,950	0	0	60,988	0	270,962
785	6	BB	TRF-7071-07	MN/DOT	SECT 5311: MOWER COUNTY TRANSIT OPERATING ASSISTANCE	0.0	OB	OPERATE BUS	FTA	423,130	0	0	61,408	0	361,722
786	6	BB	TRF-7284-07	MN/DOT	SECT 5311: THREE RIVERS TRANSIT OPERATING ASSISTANCE	0.0	OB	OPERATE BUS	FTA	602,500	0	0	117,317	0	485,183
944	7	BB	TRF-0014-07	MN/DOT	SECT 5311: COTTONWOOD CO TRANSIT OPERATING ASSISTANCE	0.0	OB	OPERATE BUS	FTA	98,880	0	0	18,050	0	80,830

FTA SECTION 5311  
Fiscal Year: 2007

STIP for FY 2006-2008

Seq #	ATP	Route System	Project Number	Agency	Description	Miles	Program	Type of Work	Proposed Funds	Total	FHWA	AC	FTA	TH	Other
945	7	BB	TRF-0025-07	MN/DOT	SECT 5311: CITY OF LESUEUR TRANSIT OPERATING ASSISTANCE	0.0	OB	OPERATE BUS	FTA	164,759	0	0	33,240	0	131,519
946	7	BB	TRF-0028-07	MN/DOT	SECT 5311: CITY OF MANKATO TRANSIT OPERATING ASSISTANCE	0.0	OB	OPERATE BUS	FTA	1,093,860	0	0	331,000	0	762,860
947	7	BB	TRF-0046-07	MN/DOT	SECT 5311: MARTIN CO TRANSIT OPERATING ASSISTANCE	0.0	OB	OPERATE BUS	FTA	350,200	0	0	53,750	0	296,450
948	7	BB	TRF-0083-07	MN/DOT	SECT 5311: WATONWAN CO TRANSIT OPERATING ASSISTANCE	0.0	OB	OPERATE BUS	FTA	158,260	0	0	22,038	0	136,222
949	7	BB	TRF-0280-07	MN/DOT	SECT 5311: BROWN CO TRANSIT OPERATING ASSISTANCE	0.0	OB	OPERATE BUS	FTA	465,354	0	0	90,450	0	374,904
950	7	BB	TRF-2494-07	MN/DOT	SECT 5311: SMOC/NOBLES TRANSIT OPERATING ASSISTANCE	0.0	OB	OPERATE BUS	FTA	250,661	0	0	46,761	0	203,900
951	7	BB	TRF-2496-07	MN/DOT	SECT 5311: CITY OF ST PETER TRANSIT OPERATING ASSISTANCE	0.0	OB	OPERATE BUS	FTA	195,700	0	0	34,250	0	161,450
952	7	BB	TRF-3274-07	MN/DOT	SECT 5311: FARIBAULT CO TRANSIT OPERATING ASSISTANCE	0.0	OB	OPERATE BUS	FTA	133,900	0	0	27,370	0	106,530
953	7	BB	TRF-3331-07	MN/DOT	SECT 5311: ROCK CO TRANSIT OPERATING ASSISTANCE	0.0	OB	OPERATE BUS	FTA	232,729	0	0	44,219	0	188,510
1072	8	BB	TRF-0026-07	MN/DOT	SECT 5311: LINCOLN CO TRANSIT OPERATING ASSISTANCE	0.0	OB	OPERATE BUS	FTA	144,509	0	0	28,825	0	115,684
1073	8	BB	TRF-0032-07	MN/DOT	SECT 5311: CITY OF MONTEVIDEO TRANSIT OPERATING ASSISTANCE	0.0	OB	OPERATE BUS	FTA	110,663	0	0	22,360	0	88,303
1074	8	BB	TRF-1075-07	MN/DOT	SECT 5311: KANDIYOHI CO TRANSIT OPERATING ASSISTANCE	0.0	OB	OPERATE BUS	FTA	709,567	0	0	128,475	0	581,092
1075	8	BB	TRF-1724-07	MN/DOT	SECT 5311: PIPESTONE CO TRANSIT OPERATING ASSISTANCE	0.0	OB	OPERATE BUS	FTA	252,144	0	0	46,608	0	205,536
1076	8	BB	TRF-1738-07	MN/DOT	SECT 5311: PRAIRIE FIVE CAC TRANSIT OPERATING ASSISTANCE	0.0	OB	OPERATE BUS	FTA	510,067	0	0	79,303	0	430,764
1077	8	BB	TRF-2387-07	MN/DOT	SECT 5311: WESTERN COMMUNITY ACTION, INC. TRANSIT OPERATING ASSISTANCE	0.0	OB	OPERATE BUS	FTA	837,669	0	0	117,318	0	720,351
1078	8	BB	TRF-2486-07	MN/DOT	SECT 5311: CITY OF DAWSON TRANSIT OPERATING ASSISTANCE	0.0	OB	OPERATE BUS	FTA	72,100	0	0	14,250	0	57,850
1079	8	BB	TRF-2488-07	MN/DOT	SECT 5311: CITY OF GRANITE FALLS TRANSIT OPERATING ASSISTANCE	0.0	OB	OPERATE BUS	FTA	80,340	0	0	14,000	0	66,340
1080	8	BB	TRF-3301-07	MN/DOT	SECT 5311: TRAILBLAZER TRANSIT OPERATING ASSISTANCE	0.0	OB	OPERATE BUS	FTA	787,075	0	0	146,538	0	640,537

## FTA SECTION 5311

Fiscal Year: 2007

## STIP for FY 2006-2008

Seq #	ATP	Route System	Project Number	Agency	Description	Miles	Program	Type of Work	Proposed Funds	Total	FHWA	AC	FTA	TH	Other
1081	8	BB	TRF-3312-07	MN/DOT	SECT 5311: MEEKER CO TRANSIT OPERATING ASSISTANCE	0.0	OB	OPERATE BUS	FTA	200,850	0	0	32,750	0	168,100
1082	8	BB	TRF-3325-07	MN/DOT	SECT 5311: MURRAY CO TRANSIT OPERATING ASSISTANCE	0.0	OB	OPERATE BUS	FTA	75,190	0	0	14,175	0	61,015
1083	8	BB	TRF-3339-07	MN/DOT	SECT 5311: RENVILLE CO TRANSIT OPERATING ASSISTANCE	0.0	OB	OPERATE BUS	FTA	194,155	0	0	23,875	0	170,280
1399	M	BB	TRF-0009-07	MN/DOT	SECT 5311: CARVER COUNTY TRANSIT OPERATING ASSISTANCE	0.0	OB	OPERATE BUS	FTA	404,458	0	0	85,490	0	318,968
1400	M	BB	TRF-0051-07	MN/DOT	SECT 5311: SCOTT COUNTY TRANSIT OPERATING ASSISTANCE	0.0	OB	OPERATE BUS	FTA	716,976	0	0	95,790	0	621,186
1401	M	BB	TRF-3703-07	MN/DOT	SECT 5311: CITY OF HASTINGS TRANSIT OPERATING ASSISTANCE	0.0	OB	OPERATE BUS	FTA	262,959	0	0	41,303	0	221,656
Summary for Year = 2007 (60 projects)										\$20,912,882	\$0	\$0	\$4,108,029	\$0	\$16,804,853

FTA SECTION 5311  
Fiscal Year: 2008

STIP for FY 2006-2008

Seq #	ATP	Route System	Project Number	Agency	Description	Miles	Program	Type of Work	Proposed Funds	Total	FHWA	AC	FTA	TH	Other
137	1	BB	TRF-0005-08	MN/DOT	SECT 5311: AEOA TRANSIT OPERATING ASSISTANCE	0.0	OB	OPERATE BUS	FTA	2,921,719	0	0	691,530	0	2,230,189
138	1	BB	TRF-0012-08	MN/DOT	SECT 5311: CLOQUET TRANSIT OPERATING ASSISTANCE	0.0	OB	OPERATE BUS	FTA	137,588	0	0	21,385	0	116,203
142	1	BB	TRF-0022-08	MN/DOT	SECT 5311: HIBBING TRANSIT OPERATING ASSISTANCE	0.0	OB	OPERATE BUS	FTA	185,573	0	0	32,480	0	153,093
143	1	BB	TRF-0061-08	MN/DOT	SECT 5311: VIRGINIA TRANSIT OPERATING ASSISTANCE	0.0	OB	OPERATE BUS	FTA	201,571	0	0	35,500	0	166,071
301	2	BB	TRF-0006-08	MN/DOT	SECT 5311: PAUL BUNYAN TRANSIT OPERATING ASSISTANCE	0.0	OB	OPERATE BUS	FTA	538,937	0	0	107,105	0	431,832
305	2	BB	TRF-0058-08	MN/DOT	SECT 5311: TRI-VALLEY TRANSIT OPERATING ASSISTANCE	0.0	OB	OPERATE BUS	FTA	574,700	0	0	111,603	0	463,097
306	2	BB	TRF-1010-08	MN/DOT	SECT 5311: HUBBARD COUNTY TRANSIT OPERATING ASSISTANCE	0.0	OB	OPERATE BUS	FTA	191,153	0	0	31,145	0	160,008
307	2	BB	TRF-2487-08	MN/DOT	SECT 5311: CITY OF FOSSTON TRANSIT OPERATING ASSISTANCE	0.0	OB	OPERATE BUS	FTA	59,209	0	0	10,128	0	49,081
308	2	BB	TRF-3084-08	MN/DOT	SECT 5311: ROSEAU COUNTY TRANSIT OPERATING ASSISTANCE	0.0	OB	OPERATE BUS	FTA	247,190	0	0	48,938	0	198,252
309	2	BB	TRF-8819-08	MN/DOT	SECT 5311: RED LAKE RESERVATION TRANSIT OPERATING ASSISTANCE	0.0	OB	OPERATE BUS	FTA	152,833	0	0	67,030	0	85,803
497	3	BB	TRF-0042-08	MN/DOT	SECT 5311: CITY OF PINE RIVER TRANSIT OPERATING ASSISTANCE	0.0	OB	OPERATE BUS	FTA	65,394	0	0	14,248	0	51,146
508	3	BB	TRF-0055-08	MN/DOT	SECT 5311: SHERBURNE COUNTY TRANSIT OPERATING ASSISTANCE	0.0	OB	OPERATE BUS	FTA	509,232	0	0	77,355	0	431,877
509	3	BB	TRF-0057-08	MN/DOT	SECT 5311: TRI-CAP TRANSIT OPERATING ASSISTANCE	0.0	OB	OPERATE BUS	FTA	389,022	0	0	61,423	0	327,599
510	3	BB	TRF-0130-08	MN/DOT	SECT 5311: ANNANDALE TRANSIT OPERATING ASSISTANCE	0.0	OB	OPERATE BUS	FTA	113,071	0	0	14,695	0	98,376
511	3	BB	TRF-3449-08	MN/DOT	SECT 5311: CROW WING COUNTY/CITY OF BRAINERD TRANSIT OPERATING ASSISTANCE	0.0	OB	OPERATE BUS	FTA	756,230	0	0	153,182	0	603,048
512	3	BB	TRF-7068-08	MN/DOT	SECT 5311: ISANTI/COUNTY TRANSIT OPERATING ASSISTANCE	0.0	OB	OPERATE BUS	FTA	555,912	0	0	109,125	0	446,787
513	3	BB	TRF-7077-08	MN/DOT	SECT 5311: MILLE LACS COUNTY TRANSIT OPERATING ASSISTANCE	0.0	OB	OPERATE BUS	FTA	166,375	0	0	21,181	0	145,194
514	3	BB	TRF-9018-08	MN/DOT	SECT 5311: WADENA COUNTY OPERATING ASSISTANCE	0.0	OB	OPERATE BUS	FTA	210,058	0	0	40,875	0	169,183

FTA SECTION 5311  
Fiscal Year: 2008

STIP for FY 2006-2008

Seq #	ATP	Route System	Project Number	Agency	Description	Miles	Program	Type of Work	Proposed Funds	Total	FHWA	AC	FTA	TH	Other
672	4	BB	TRF-0007-08	MN/DOT	SECT 5311: CITY OF BENSON TRANSIT OPERATING ASSISTANCE	0.0	OB	OPERATE BUS	FTA	159,833	0	0	31,967	0	127,866
673	4	BB	TRF-0027-08	MN/DOT	SECT 5311: BECKER COUNTY TRANSIT OPERATING ASSISTANCE	0.0	OB	OPERATE BUS	FTA	253,025	0	0	50,605	0	202,420
680	4	BB	TRF-0035-08	MN/DOT	SECT 5311: CITY OF MORRIS TRANSIT OPERATING ASSISTANCE	0.0	OB	OPERATE BUS	FTA	314,825	0	0	62,965	0	251,860
681	4	BB	TRF-0041-08	MN/DOT	SECT 5311: CITY OF PELICAN RAPIDS TRANSIT OPERATING ASSISTANCE	0.0	OB	OPERATE BUS	LF	8,195	0	0	0	0	8,195
682	4	BB	TRF-2490-08	MN/DOT	SECT 5311: MAHNOMEN COUNTY TRANSIT OPERATING ASSISTANCE	0.0	OB	OPERATE BUS	FTA	146,610	0	0	29,322	0	117,288
683	4	BB	TRF-3291-08	MN/DOT	SECT 5311: CLAY COUNTY TRANSIT OPERATING ASSISTANCE	0.0	OB	OPERATE BUS	FTA	257,075	0	0	51,415	0	205,660
684	4	BB	TRF-7067-08	MN/DOT	SECT 5311: RAINBOW RIDER TRANSIT OPERATING ASSISTANCE	0.0	OB	OPERATE BUS	FTA	938,860	0	0	187,772	0	751,088
685	4	BB	TRF-8830-08	MN/DOT	SECT 5311: GRANT COUNTY TRANSIT OPERATING ASSISTANCE	0.0	OB	OPERATE BUS	FTA	118,059	0	0	23,612	0	94,447
830	6	BB	TRF-0001-08	MN/DOT	SECT 5311: CEDAR VALLEY SERVICES: ALBERT LEA TRANSIT OPERATING ASSISTANCE	0.0	OB	OPERATE BUS	FTA	166,000	0	0	25,738	0	140,262
831	6	BB	TRF-0020-08	MN/DOT	SECT 5311: CITY OF FARIBAULT TRANSIT OPERATING ASSISTANCE	0.0	OB	OPERATE BUS	FTA	151,740	0	0	31,910	0	119,830
832	6	BB	TRF-0039-08	MN/DOT	SECT 5311: CITY OF NORTHFIELD TRANSIT OPERATING ASSISTANCE	0.0	OB	OPERATE BUS	FTA	243,800	0	0	43,075	0	200,725
835	6	BB	TRF-0065-08	MN/DOT	SECT 5311: CITY OF WINONA TRANSIT OPERATING ASSISTANCE	0.0	OB	OPERATE BUS	FTA	366,400	0	0	61,752	0	304,648
836	6	BB	TRF-1977-08	MN/DOT	SECT 5311: SEMCAC TRANSIT OPERATING ASSISTANCE	0.0	OB	OPERATE BUS	FTA	190,770	0	0	27,730	0	163,040
837	6	BB	TRF-2497-08	MN/DOT	SECT 5311: CITY OF STEWARTVILLE OPERATING ASSISTANCE	0.0	OB	OPERATE BUS	FTA	60,790	0	0	12,084	0	48,706
838	6	BB	TRF-3342-08	MN/DOT	SECT 5311: STEELE COUNTY TRANSIT OPERATING ASSISTANCE	0.0	OB	OPERATE BUS	FTA	331,950	0	0	60,988	0	270,962
840	6	BB	TRF-7071-08	MN/DOT	SECT 5311: MOWER COUNTY TRANSIT OPERATING ASSISTANCE	0.0	OB	OPERATE BUS	FTA	423,130	0	0	61,408	0	361,722
841	6	BB	TRF-7284-08	MN/DOT	SECT 5311: THREE RIVERS TRANSIT OPERATING ASSISTANCE	0.0	OB	OPERATE BUS	FTA	602,500	0	0	117,317	0	485,183
983	7	BB	TRF-0014-08	MN/DOT	SECT 5311: COTTONWOOD CO TRANSIT OPERATING ASSISTANCE	0.0	OB	OPERATE BUS	FTA	98,880	0	0	18,050	0	80,830

FTA SECTION 5311  
Fiscal Year: 2008

STIP for FY 2006-2008

Seq #	ATP	Route System	Project Number	Agency	Description	Miles	Program	Type of Work	Proposed Funds	Total	FHWA	AC	FTA	TH	Other
984	7	BB	TRF-0025-08	MN/DOT	SECT 5311: CITY OF LESUEUR TRANSIT OPERATING ASSISTANCE	0.0	OB	OPERATE BUS	FTA	164,759	0	0	33,240	0	131,519
985	7	BB	TRF-0028-08	MN/DOT	SECT 5311: CITY OF MANKATO TRANSIT OPERATING ASSISTANCE	0.0	OB	OPERATE BUS	FTA	1,093,860	0	0	331,000	0	762,860
986	7	BB	TRF-0046-08	MN/DOT	SECT 5311: MARTIN CO TRANSIT OPERATING ASSISTANCE	0.0	OB	OPERATE BUS	FTA	350,200	0	0	53,750	0	296,450
987	7	BB	TRF-0083-08	MN/DOT	SECT 5311: WATONWAN CO TRANSIT OPERATING ASSISTANCE	0.0	OB	OPERATE BUS	FTA	158,260	0	0	22,038	0	136,222
988	7	BB	TRF-0280-08	MN/DOT	SECT 5311: BROWN CO TRANSIT OPERATING ASSISTANCE	0.0	OB	OPERATE BUS	FTA	465,354	0	0	90,450	0	374,904
989	7	BB	TRF-2494-08	MN/DOT	SECT 5311: SMOC/NOBLES TRANSIT OPERATING ASSISTANCE	0.0	OB	OPERATE BUS	FTA	250,661	0	0	46,761	0	203,900
990	7	BB	TRF-2496-08	MN/DOT	SECT 5311: CITY OF ST PETER TRANSIT OPERATING ASSISTANCE	0.0	OB	OPERATE BUS	FTA	195,700	0	0	34,250	0	161,450
991	7	BB	TRF-3274-08	MN/DOT	SECT 5311: FARIBAULT CO TRANSIT OPERATING ASSISTANCE	0.0	OB	OPERATE BUS	FTA	133,900	0	0	27,370	0	106,530
992	7	BB	TRF-3331-08	MN/DOT	SECT 5311: ROCK CO TRANSIT OPERATING ASSISTANCE	0.0	OB	OPERATE BUS	FTA	232,729	0	0	44,219	0	188,510
1117	8	BB	TRF-0026-08	MN/DOT	SECT 5311: LINCOLN CO TRANSIT OPERATING ASSISTANCE	0.0	OB	OPERATE BUS	FTA	148,844	0	0	28,825	0	120,019
1118	8	BB	TRF-0032-08	MN/DOT	SECT 5311: CITY OF MONTEVIDEO TRANSIT OPERATING ASSISTANCE	0.0	OB	OPERATE BUS	FTA	113,983	0	0	22,360	0	91,623
1119	8	BB	TRF-1075-08	MN/DOT	SECT 5311: KANDIYOHI CO TRANSIT OPERATING ASSISTANCE	0.0	OB	OPERATE BUS	FTA	730,854	0	0	128,475	0	602,379
1120	8	BB	TRF-1724-08	MN/DOT	SECT 5311: PIPESTONE CO TRANSIT OPERATING ASSISTANCE	0.0	OB	OPERATE BUS	FTA	259,709	0	0	46,608	0	213,101
1121	8	BB	TRF-1738-08	MN/DOT	SECT 5311: PRAIRIE FIVE CAC TRANSIT OPERATING ASSISTANCE	0.0	OB	OPERATE BUS	FTA	525,369	0	0	79,303	0	446,066
1122	8	BB	TRF-2387-08	MN/DOT	SECT 5311: WESTERN COMMUNITY ACTION, INC. TRANSIT OPERATING ASSISTANCE	0.0	OB	OPERATE BUS	FTA	862,799	0	0	117,318	0	745,481
1123	8	BB	TRF-2486-08	MN/DOT	SECT 5311: CITY OF DAWSON TRANSIT OPERATING ASSISTANCE	0.0	OB	OPERATE BUS	FTA	74,263	0	0	14,250	0	60,013
1124	8	BB	TRF-2488-08	MN/DOT	SECT 5311: CITY OF GRANITE FALLS TRANSIT OPERATING ASSISTANCE	0.0	OB	OPERATE BUS	FTA	82,750	0	0	14,000	0	68,750
1125	8	BB	TRF-3301-08	MN/DOT	SECT 5311: TRAILBLAZER TRANSIT OPERATING ASSISTANCE	0.0	OB	OPERATE BUS	FTA	810,687	0	0	146,538	0	664,149

FTA SECTION 5311  
Fiscal Year: 2008

STIP for FY 2006-2008

Seq #	ATP	Route System	Project Number	Agency	Description	Miles	Program	Type of Work	Proposed Funds	Total	FHWA	AC	FTA	TH	Other
1126	8	BB	TRF-3312-08	MN/DOT	SECT 5311: MEEKER CO TRANSIT OPERATING ASSISTANCE	0.0	OB	OPERATE BUS	FTA	206,876	0	0	32,750	0	174,126
1127	8	BB	TRF-3325-08	MN/DOT	SECT 5311: MURRAY CO TRANSIT OPERATING ASSISTANCE	0.0	OB	OPERATE BUS	FTA	77,446	0	0	14,175	0	63,271
1128	8	BB	TRF-3339-08	MN/DOT	SECT 5311: RENVILLE CO TRANSIT OPERATING ASSISTANCE	0.0	OB	OPERATE BUS	FTA	199,980	0	0	23,875	0	176,105
1539	M	BB	TRF-0009-08	MN/DOT	SECT 5311: CARVER COUNTY TRANSIT OPERATING ASSISTANCE	0.0	OB	OPERATE BUS	FTA	404,458	0	0	85,490	0	318,968
1540	M	BB	TRF-0051-08	MN/DOT	SECT 5311: SCOTT COUNTY TRANSIT OPERATING ASSISTANCE	0.0	OB	OPERATE BUS	FTA	716,976	0	0	95,790	0	621,186
1541	M	BB	TRF-3703-08	MN/DOT	SECT 5311: CITY OF HASTINGS TRANSIT OPERATING ASSISTANCE	0.0	OB	OPERATE BUS	FTA	262,959	0	0	41,303	0	221,656
Summary for Year = 2008 (60 projects)										\$21,331,585	\$0	\$0	\$4,120,776	\$0	\$17,210,809

## FTA SECTION 3037

Fiscal Year: 2006

## STIP for FY 2006-2008

Seq #	ATP	Route System	Project Number	Agency	Description	Miles	Program	Type of Work	Proposed Funds	Total	FHWA	AC	FTA	TH	Other
1204	M	BB	TRF-TCMT-06X	MET COUNCIL - MTS	SECT 3037: TWIN CITIES MET COUNCIL MTS, JOB ACCESS/REVERSE COMMUTE PROJECTS	0.0	JA	BUS GRANT CAPITAL IMPROVEMENT	FTA	2,000,000	0	0	1,000,000	0	1,000,000
Summary for Year = 2006 (1 project)										\$2,000,000	\$0	\$0	\$1,000,000	\$0	\$1,000,000

## FTA SECTION 3037

Fiscal Year: 2007

## STIP for FY 2006-2008

Seq #	ATP	Route System	Project Number	Agency	Description	Miles	Program	Type of Work	Proposed Funds	Total	FHWA	AC	FTA	TH	Other
1421	M	BB	TRF-TCMT-07T	MET COUNCIL - MTS	SECT 3037: TWIN CITIES MET COUNCIL MTS, JOB ACCESS/REVERSE COMMUTE PROJECTS	0.0	JA	BUS GRANT CAPITAL IMPROVEMENT	FTA	2,000,000	0	0	1,000,000	0	1,000,000
Summary for Year = 2007 (1 project)										\$2,000,000	\$0	\$0	\$1,000,000	\$0	\$1,000,000

## FTA SECTION 3037

Fiscal Year: 2008

## STIP for FY 2006-2008

Seq #	ATP	Route System	Project Number	Agency	Description	Miles	Program	Type of Work	Proposed Funds	Total	FHWA	AC	FTA	TH	Other
1556	M	BB	TRF-TCMT-08P	MET COUNCIL - MT	SECT 3037: TWIN CITIES MET COUNCIL MT-JOB ACCESS/REVERSE COMMUTE PROJECTS	0.0	JA	BUS GRANT CAPITAL IMPROVEMENT	FTA	2,000,000	0	0	1,000,000	0	1,000,000
Summary for Year = 2008 (1 project)										\$2,000,000	\$0	\$0	\$1,000,000	\$0	\$1,000,000

TRANSIT (FHWA)  
Fiscal Year: 2006

STIP for FY 2006-2008

Seq #	ATP	Route System	Project Number	Agency	Description	Miles	Program	Type of Work	Proposed Funds	Total	FHWA	AC	FTA	TH	Other
10	1	BB	TRS-0005-06	MN/DOT	ARROWHEAD TRANSIT, PURCHASE 4 BUSES (CLASS 500)	0.0	TR	PURCHASE BUS	STP	388,000	310,400	0	0	0	77,600
11	1	BB	TRS-0012-06	MN/DOT	CITY OF CLOQUET, PURCHASE 1 BUS (CLASS 500)	0.0	TR	PURCHASE BUS	STP	97,000	77,600	0	0	0	19,400
12	1	BB	TRS-0016-06	DULUTH TRANSIT AUTHORITY	DTA, PURCHASE 10 BUSES (CLASS 700)	0.0	TR	PURCHASE BUS	STP	3,200,000	2,560,000	0	0	0	640,000
13	1	BB	TRS-0061-06	MN/DOT	CITY OF VIRGINIA, PURCHASE 1 BUS (CLASS 500)	0.0	TR	PURCHASE BUS	STP	97,000	77,600	0	0	0	19,400
204	2	BB	TRS-0006-06	MN/DOT	PAUL BUNYAN TRANSIT, PURCHASE 2 BUSES (CLASS 400)	0.0	TR	PURCHASE BUS	STP	110,000	88,000	0	0	0	22,000
205	2	BB	TRS-0058-06	MN/DOT	TRI-VALLEY TRANSIT, PURCHASE 2 BUSES (CLASS 400)	0.0	TR	PURCHASE BUS	STP	110,000	88,000	0	0	0	22,000
206	2	BB	TRS-1010-06	MN/DOT	HUBBARD COUNTY, PURCHASE 1 BUS (CLASS 400)	0.0	TR	PURCHASE BUS	STP	55,000	44,000	0	0	0	11,000
369	3	BB	TRS-0048-06T	MN/DOT	ST CLOUD MTC, PURCHASE BUS (CLASS 700)	0.0	TR	PURCHASE BUS	STP	225,000	180,000	0	0	0	45,000
370	3	BB	TRS-0055-06	MN/DOT	RIVER RIDER TRANSIT, PURCHASE 1 BUS (CLASS 400)	0.0	TR	PURCHASE BUS	STP	54,000	43,200	0	0	0	10,800
371	3	BB	TRS-0055-08T	MN/DOT	RIVER RIDER, PURCHASE ONE BUS (CLASS 400)	0.0	TR	PURCHASE BUS	STP	54,000	43,200	0	0	0	10,800
372	3	BB	TRS-0057-06T	MN/DOT	TRI-CAP, PURCHASE BUS (CLASS 400)	0.0	TR	PURCHASE BUS	STP	54,000	43,200	0	0	0	10,800
373	3	BB	TRS-0130-06T	MN/DOT	ANNANDALE TRANSIT, PURCHASE BUS (CLASS 400)	0.0	TR	PURCHASE BUS	STP	54,000	43,200	0	0	0	10,800
374	3	BB	TRS-3303-06	MN/DOT	MORRISON CO TRANSIT, PURCHASE 1 BUS (CLASS 400)	0.0	TR	PURCHASE BUS	STP	54,000	43,200	0	0	0	10,800
375	3	BB	TRS-3449-06	MN/DOT	CROW WING COUNTY, PURCHASE 1 BUS (CLASS 400)	0.0	TR	PURCHASE BUS	STP	54,000	43,200	0	0	0	10,800
376	3	BB	TRS-7068-06	MN/DOT	ISANTI CO, PURCHASE 1 BUS (CLASS 400)	0.0	TR	PURCHASE BUS	STP	54,000	43,200	0	0	0	10,800
377	3	BB	TRS-7077-06	MN/DOT	MILLE LACS CO, PURCHASE 1 BUS (CLASS 400)	0.0	TR	PURCHASE BUS	STP	54,000	43,200	0	0	0	10,800
582	4	BB	TRS-0027-06	MN/DOT	BECKER COUNTY, PURCHASE 1 BUS (CLASS 400)	0.0	TR	PURCHASE BUS	STP	55,000	44,000	0	0	0	11,000
583	4	BB	TRS-0034-04T	MOORHEAD	MOORHEAD JOINT MAINTENANCE FACILITY	0.0	TR	BUS GRANT CAPITAL IMPROVEMENT	STP	250,000	200,000	0	0	0	50,000
584	4	BB	TRS-1738-06B	MN/DOT	PRAIRIE FIVE/APPLETON, PURCHASE 1 BUS (CLASS 400)	0.0	TR	PURCHASE BUS	STP	55,000	44,000	0	0	0	11,000
585	4	BB	TRS-2490-06	MN/DOT	MAHNOMEN COUNTY, PUCHASE BUS (CLASS 400)	0.0	TR	PURCHASE BUS	STP	55,000	44,000	0	0	0	11,000

TRANSIT (FHWA)  
Fiscal Year: 2006

STIP for FY 2006-2008

Seq #	ATP	Route System	Project Number	Agency	Description	Miles	Program	Type of Work	Proposed Funds	Total	FHWA	AC	FTA	TH	Other
586	4	BB	TRS-3291-06T	MN/DOT	CLAY COUNTY, PURCHASE 1 BUS (CLASS 400)	0.0	TR	PURCHASE BUS	STP	54,000	43,200	0	0	0	10,800
587	4	BB	TRS-7067-06	MN/DOT	RAINBOW RIDER, PUCHASE 2 BUSES (CLASS 400)	0.0	TR	PURCHASE BUS	STP	110,000	88,000	0	0	0	22,000
588	4	BB	TRS-8830-06	MN/DOT	GRANT COUNTY, PURCHASE 1 BUS (CLASS 400)	0.0	TR	PURCHASE BUS	STP	55,000	44,000	0	0	0	11,000
731	6	BB	TRS-0001-06T	MN/DOT	CEDAR VALLEY SERVICES - ALBERT LEA - PURCHASE 1 BUS (CLASS 400)	0.0	TR	PURCHASE BUS	STP	54,000	43,200	0	0	0	10,800
732	6	BB	TRS-0039-06	MN/DOT	CITY OF NORTHFIELD - PURCHASE 1 BUS (CLASS 400)	0.0	TR	PURCHASE BUS	STP	55,000	44,000	0	0	0	11,000
733	6	BB	TRS-0047-06	ROCHESTER TRANSIT	ROCHESTER RR - PURCHASE 5 BUSES (CLASS 700)	0.0	TR	PURCHASE BUS	FTA STP	1,477,455	462,400	0	719,564	0	295,491
734	6	BB	TRS-0047-06T	ROCHESTER TRANSIT	CITY OF ROCHESTER PUBLIC TRANSIT - PURCHASE 1 BUS (CLASS 700)	0.0	TR	PURCHASE BUS	STP	350,000	280,000	0	0	0	70,000
735	6	BB	TRS-1977-06T	MN/DOT	SEMCAC PUBLIC TRANSIT (DODGE, FILLMORE, HOUSTON, STEELE AND WINONA COUNTIES) - PURCHASE 1 BUS (CLASS 400)	0.0	TR	PURCHASE BUS	STP	54,000	43,200	0	0	0	10,800
736	6	BB	TRS-3342-06T	MN/DOT	STEELE COUNTY PUBLIC TRANSIT - PURCHASE 1 BUS (CLASS 400)	0.0	TR	PURCHASE BUS	STP	54,000	43,200	0	0	0	10,800
737	6	BB	TRS-7284-06	MN/DOT	THREE RIVERS - PURCHASE 1 BUS (CLASS 400)	0.0	TR	PURCHASE BUS	STP	58,000	46,400	0	0	0	11,600
904	7	BB	TRS-0014-06	MN/DOT	COTTONWOOD CO, PURCHASE 1 BUS (CLASS 400)	0.0	TR	PURCHASE BUS	STP	55,000	44,000	0	0	0	11,000
905	7	BB	TRS-0083-06T	MN/DOT	WATONWAN CO, PURCHASE 1 BUS (CLASS 400)	0.0	TR	PURCHASE BUS	STP	54,000	43,200	0	0	0	10,800
906	7	BB	TRS-0280-06T	MN/DOT	BROWN CO, PURCHASE 1 BUS (CLASS 400)	0.0	TR	PURCHASE BUS	STP	54,000	43,200	0	0	0	10,800
907	7	BB	TRS-3331-06T	MN/DOT	ROCK CO, PURCHASE 1 BUS (CLASS 400)	0.0	TR	PURCHASE BUS	STP	54,000	43,200	0	0	0	10,800
1038	8	BB	TRS-0026-06	MN/DOT	LINCOLN COUNTY, PURCHASE 1 BUS (CLASS 400)	0.0	TR	PURCHASE BUS	STP	54,000	43,200	0	0	0	10,800
1039	8	BB	TRS-1075-06	MN/DOT	KANDIYOHI AREA TRANSIT, PURCHASE 1 BUS (CLASS 400)	0.0	TR	PURCHASE BUS	STP	54,000	43,200	0	0	0	10,800
1040	8	BB	TRS-2387-06	MN/DOT	WESTERN COMMUNITY ACTION, PURCHASE 1 BUS (CLASS 400)	0.0	TR	PURCHASE BUS	STP	54,000	43,200	0	0	0	10,800
1041	8	BB	TRS-2387-06T	MN/DOT	WESTERN COMMUNITY ACTION, PURCHASE 3 BUSES (CLASS 400)	0.0	TR	PURCHASE BUS	STP	162,000	129,600	0	0	0	32,400
1042	8	BB	TRS-2488-06	MN/DOT	GRANITE FALLS, PURCHASE 1 BUS (CLASS 400)	0.0	TR	PURCHASE BUS	STP	54,000	43,200	0	0	0	10,800
1043	8	BB	TRS-3301-06	MN/DOT	TRAILBLAZER, PURCHASE 1 BUS (CLASS 400)	0.0	TR	PURCHASE BUS	STP	54,000	43,200	0	0	0	10,800

Seq #	ATP	Route System	Project Number	Agency	Description	Miles	Program	Type of Work	Proposed Funds	Total	FHWA	AC	FTA	TH	Other
1044	8	BB	TRS-3301-06A	MN/DOT	TRAILBLAZER, PURCHASE 1 BUS (CLASS 400)	0.0	TR	PURCHASE BUS	STP	54,000	43,200	0	0	0	10,800
1045	8	BB	TRS-3339-06	MN/DOT	RENVILLE COUNTY, PURCHASE 1 BUS (CLASS 400)	0.0	TR	PURCHASE BUS	STP	54,000	43,200	0	0	0	10,800
1207	M	BB	TRS-7068-06A	MN/DOT	HEARTLAND EXPRESS, PURCHASE CLASS 400 BUS	0.0	TR	PURCHASE BUS	STP	55,000	44,000	0	0	0	11,000
1208	M	CMAQ	TRS-LRT-06	MET COUNCIL - MT	HIAWATHA CORRIDOR LRT OPERATING ASSISTANCE	0.0	TR	OPERATE BUS	CMAQ	3,428,750	2,743,000	0	0	0	685,750
1209	M	CMAQ	TRS-TCMT-05	MET COUNCIL - MT	SECTOR 5C-I-35W SOUTH CORRIDOR SERVICE EXPANSION	0.0	TR	BUS GRANT CAPITAL IMPROVEMENT	CMAQ	2,866,560	2,293,248	0	0	0	573,312
1210	M	CMAQ	TRS-TCMT-05A	MET COUNCIL - MT	SECTOR 5B-HIAWATHA CORRIDOR SERVICE EXPANSION	0.0	TR	BUS GRANT CAPITAL IMPROVEMENT	CMAQ	2,310,668	1,848,534	0	0	0	462,134
1211	M	CMAQ	TRS-TCMT-05B	MET COUNCIL - MT	SECTOR 5A-WESTERN ST PAUL SERVICE EXPANSION	0.0	TR	BUS GRANT CAPITAL IMPROVEMENT	CMAQ	546,063	436,850	0	0	0	109,213
1212	M	CMAQ	TRS-TCMT-05DA	MET COUNCIL-T & TE	T & TE 2006 REGIONAL FLEET EXPANSION, PURCHASE BUSES	0.0	TR	PURCHASE BUS	CMAQ	3,672,500	2,938,000	0	0	0	734,500
1213	M	CMAQ	TRS-TCMT-05DB	MET COUNCIL	T & TE REGIONAL FLEET EXPANSION, PURCHASE BUSES	0.0	TR	PURCHASE BUS	UG	1,873,375	1,498,700	0	0	0	374,675
1214	M	CMAQ	CM-15	MET COUNCIL - MT	TWIN CITIES METRO TRANSIT, PURCHASE 40-FOOT BUSES	0.0	TR	PURCHASE BUS	CMAQ	672,350	537,880	0	0	0	134,470
1215	M	CMAQ	CM-23A	MET COUNCIL-T & TE	2005 T & TE REGIONAL FLEET EXPANSION, PURCHASE LARGE & SMALL FEEDER PASSENGER VEHICLES	0.0	TR	PURCHASE BUS	CMAQ	3,813,750	3,051,000	0	0	0	762,750
1216	M	CMAQ	CM-25A	MET COUNCIL	REGIONAL TDM & COMMUTER ALTERNATIVES PROGRAM	0.0	TM	PLANNING	CMAQ	2,690,813	2,152,650	0	0	0	538,163
1217	M	CMAQ	CM-36A	MINNEAPOLIS	DOWNTOWN MPLS TMO	0.0	TM	PLANNING	CMAQ	423,750	339,000	0	0	0	84,750
1248	M	BB	62-030-09	RAMSEY COUNTY	CENTRAL CORRIDOR TRANSIT IMPROVEMENTS & STUDIES	0.0	TR	BUS GRANT CAPITAL IMPROVEMENT	STP	5,625,000	4,500,000	0	0	0	1,125,000
1254	M	CMAQ	90-595-05	MET COUNCIL - MT	AT TH 36 AND RICE ST IN ROSEVILLE & LITTLE CANADA-CONSTRUCT TRANSIT HUB AND PARK AND RIDE LOT	0.0	TR	BUS GRANT CAPITAL IMPROVEMENT	CMAQ	2,951,000	2,360,800	0	0	0	590,200
1258	M	CMAQ	91-595-18	SOUTHWEST METRO TRANSIT COMMISSION	NEAR TH 101/TH 212, PASSENGER STATION,PARK/RIDE STALLS, ETC	0.0	TR	BUS GRANT CAPITAL IMPROVEMENT	CMAQ	1,864,500	1,491,600	0	0	0	372,900

TRANSIT (FHWA)  
Fiscal Year: 2006

STIP for FY 2006-2008

Seq #	ATP	Route System	Project Number	Agency	Description	Miles	Program	Type of Work	Proposed Funds	Total	FHWA	AC	FTA	TH	Other
1277	M	CMAQ	141-595-01	MINNEAPOLIS	DOWNTOWN CIRCULATOR TRANSIT TERMINAL, HVAC, ELEVATOR, WAITING AREAS (AFFORDABLE HOUSING PROJECT)	0.0	TR	BUS GRANT CAPITAL IMPROVEMENT	CMAQ	1,003,594	802,875	0	0	0	200,719
1328	M	TH 36	6212-154	MET COUNCIL - MT	RICE ST IN ROSEVILLE, PARK & RIDE LOT (BAP TRANSIT ADVANTAGE PROJECT)	0.0	TR	GRADE AND SURFACE	BF	875,000	0	0	0	0	875,000
1335	M	TH 55	2723-111	MET COUNCIL - MT	HENNEPIN CSAH 73 IN PLYMOUTH, PARK & RIDE LOT (BAP TRANSIT ADVANTAGE PROJECT)	0.0	TR	GRADE AND SURFACE	BF	2,500,000	0	0	0	0	2,500,000
1338	M	TH 61	6220-66	MN/DOT	LOWER AFTON RD IN ST PAUL, EXPAND PARK & RIDE LOT (BAP TRANSIT ADVANTAGE PROJECT)	0.0	TR	GRADE AND SURFACE	BF	270,316	0	0	0	40,316	230,000
1355	M	TH 100	2733-84	MET COUNCIL - MT	HANSEN RD/VERNON AVE IN EDINA, PARK & RIDE LOT (BAP TRANSIT ADVANTAGE PROJECT)	0.0	TR	GRADE AND SURFACE	BF	300,000	0	0	0	0	300,000
1360	M	TH 169	2750-63	MET COUNCIL - MT	HENNEPIN CSAH 81 & BROOKLYN BLVD IN BROOKLYN PARK, PARK & RIDE LOT (BAP TRANSIT ADVANTAGE PROJECT)	0.0	TR	GRADE AND SURFACE	BF	5,500,000	0	0	0	0	5,500,000
1369	M	I 394	2789-122	MET COUNCIL - MT	CSAH 73/RIDGEDALE LANE IN MINNETONKA, PARK & RIDE LOT (BAP TRANSIT ADVANTAGE PROJECT)	0.0	TR	GRADE AND SURFACE	BF	6,000,000	0	0	0	0	6,000,000
1374	M	I 494	2785-344	MET COUNCIL - MT	84TH/CHALET RD IN BLOOMINGTON, PARK & RIDE LOT (BAP TRANSIT ADVANTAGE PROJECT)	0.0	TR	GRADE AND SURFACE	BF	1,200,000	0	0	0	0	1,200,000
Summary for Year = 2006 (64 projects)										\$58,650,444	\$32,884,537	\$0	\$719,564	\$40,316	\$25,006,027

TRANSIT (FHWA)  
Fiscal Year: 2007

STIP for FY 2006-2008

Seq #	ATP	Route System	Project Number	Agency	Description	Miles	Program	Type of Work	Proposed Funds	Total	FHWA	AC	FTA	TH	Other
80	1	BB	TRS-0005-07	MN/DOT	ARROWHEAD TRANSIT, PURCHASE 4 BUSES (CLASS 500)	0.0	TR	PURCHASE BUS	STP	400,000	320,000	0	0	0	80,000
81	1	BB	TRS-0016-07	DULUTH TRANSIT AUTHORITY	DULUTH TRANSIT AUTHORITY, PURCHASE 6 BUSES (CLASS 400)	0.0	TR	PURCHASE BUS	STP	342,000	273,600	0	0	0	68,400
82	1	BB	TRS-0061-07	MN/DOT	CITY OF VIRGINIA, PURCHASE 1 BUS (CLASS 500)	0.0	TR	PURCHASE BUS	STP	100,000	80,000	0	0	0	20,000
259	2	BB	TRS-0006-07	MN/DOT	PAUL BUNYAN TRANSIT, PURCHASE 2 BUSES (CLASS 400)	0.0	TR	PURCHASE BUS	STP	114,000	91,200	0	0	0	22,800
261	2	BB	TRS-0058-07	MN/DOT	TRI-VALLEY TRANSIT, PURCHASE 1 BUS (CLASS 400)	0.0	TR	PURCHASE BUS	STP	57,000	45,600	0	0	0	11,400
262	2	BB	TRS-3084-07	MN/DOT	ROSEAU COUNTY - PURCHASE 1 BUS (CLASS 400)	0.0	TR	PURCHASE BUS	STP	57,000	45,600	0	0	0	11,400
263	2	BB	TRS-9036-07	MN/DOT	DISTRICTWIDE TRANSIT SETASIDE - FY 2007	0.0	TR	PURCHASE BUS	STP	39,600	39,600	0	0	0	0
449	3	BB	TRS-0048-07T	MN/DOT	ST CLOUD METRO BUS, PURCHASE AND RECONDITION BUS (CLASS 600)	0.0	TR	PURCHASE BUS	STP	112,500	90,000	0	0	0	22,500
450	3	BB	TRS-0055-07T	MN/DOT	RIVER RIDER TRANSIT, PRCHASE 1 BUS (CLASS 500)	0.0	TR	PURCHASE BUS	STP	100,000	80,000	0	0	0	20,000
451	3	BB	TRS-0057-07	MN/DOT	TRI-CAP, PURCHASE BUS (CLASS 500)	0.0	TR	PURCHASE BUS	STP	100,000	80,000	0	0	0	20,000
452	3	BB	TRS-0068-07	MN/DOT	ISANTI HEARTLAND, PURCHASE BUS (CLASS 400)	0.0	TR	PURCHASE BUS	STP	56,000	44,800	0	0	0	11,200
453	3	BB	TRS-0130-07T	MN/DOT	ANNANDALE, PURCHASE 1 BUS (CLASS 400)	0.0	TR	PURCHASE BUS	STP	56,000	44,800	0	0	0	11,200
454	3	BB	TRS-3449-07	MN/DOT	CROW WING COUNTY, PURCHASE BUS (CLASS 400)	0.0	TR	PURCHASE BUS	STP	56,000	44,800	0	0	0	11,200
455	3	BB	TRS-9018-07	MN/DOT	WADENA COUNTY, PURCHASE BUS (CLASS 400)	0.0	TR	PURCHASE BUS	STP	56,000	44,800	0	0	0	11,200
633	4	BB	TRS-0035-07	MORRIS	CITY OF MORRIS, PUCHASE BUS (CLASS 400)	0.0	TR	PURCHASE BUS	STP	57,000	45,600	0	0	0	11,400
634	4	BB	TRS-0041-07	PELICAN RAPIDS	CITY OF PELICAN RAPIDS, PURCHASE 1 BUS (CLASS 400)	0.0	TR	PURCHASE BUS	STP	57,000	45,600	0	0	0	11,400
635	4	BB	TRS-7067-07	MULTICOUNTY	RAINBOW RIDER, PUCHASE 3 BUSES (CLASS 400)	0.0	TR	PURCHASE BUS	STP	171,000	136,800	0	0	0	34,200
636	4	BB	TRS-8830-07	GRANT COUNTY	GRANT COUNTY, PURCHASE 1 BUS (CLASS 400)	0.0	TR	PURCHASE BUS	STP	57,000	45,600	0	0	0	11,400
787	6	BB	TRS-0020-07A	MN/DOT	CITY OF FARIBAULT, PURCHASE 1 BUS (CLASS 400)	0.0	TR	PURCHASE BUS	STP	57,000	45,600	0	0	0	11,400
788	6	BB	TRS-0039-07A	MN/DOT	CITY OF NORTHFIELD, PURCHASE 1 BUS (CLASS 400)	0.0	TR	PURCHASE BUS	STP	57,000	45,600	0	0	0	11,400
789	6	BB	TRS-0047-07B	ROCHESTER TRANSIT	ROCHESTER RR, PURCHASE 1 BUS (CLASS 700)(5307)	0.0	TR	PURCHASE BUS	STP	295,491	236,393	0	0	0	59,098

TRANSIT (FHWA)  
Fiscal Year: 2007

STIP for FY 2006-2008

Seq #	ATP	Route System	Project Number	Agency	Description	Miles	Program	Type of Work	Proposed Funds	Total	FHWA	AC	FTA	TH	Other
790	6	BB	TRS-0047-07T	ROCHESTER TRANSIT	ROCHESTER, PURCHASE LARGE BUSES (CLASS 700)	0.0	TR	PURCHASE BUS	STP	342,500	274,000	0	0	0	68,500
791	6	BB	TRS-0065-07T	MN/DOT	WINONA, PURCHASE 2 BUSES (CLASS 600)	0.0	TR	PURCHASE BUS	STP	268,000	214,400	0	0	0	53,600
792	6	BB	TRS-3342-07	MN/DOT	STEELE COUNTY, PURCHASE 1 BUS (CLASS 400)	0.0	TR	PURCHASE BUS	STP	57,000	45,600	0	0	0	11,400
793	6	BB	TRS-3780-07T	MN/DOT	LACRESCENT, PURCHASE 1 BUS (CLASS 600)	0.0	TR	PURCHASE BUS	STP	134,000	107,200	0	0	0	26,800
794	6	BB	TRS-7071-07T	MN/DOT	MOWER COUNTY, PURCHASE 1 BUS (CLASS 400)	0.0	TR	PURCHASE BUS	STP	56,000	44,800	0	0	0	11,200
795	6	BB	TRS-7284-07	MN/DOT	THREE RIVERS, PURCHASE 1 BUS (CLASS 400)	0.0	TR	PURCHASE BUS	STP	57,000	45,600	0	0	0	11,400
954	7	BB	TRS-7071-07T	MN/DOT	MANKATO, PURCHASE 1 LARGE BUSS (CLASS 700)	0.0	TR	PURCHASE BUS	STP	262,500	210,000	0	0	0	52,500
955	7	BB	TRS-8807-07	MN/DOT	TRANSIT SETASIDE - FY 2007	0.0	TR	PURCHASE BUS	STP	287,500	230,000	0	0	0	57,500
1084	8	BB	TRS-1075-07	MN/DOT	KANDIYOHI AREA TRANSIT, PURCHASE 1 BUS (CLASS 400)	0.0	TR	PURCHASE BUS	STP	57,000	45,600	0	0	0	11,400
1085	8	BB	TRS-1724-07	MN/DOT	PIPESTONE COUNTY, PURCHASE 1 BUS (CLASS 400)	0.0	TR	PURCHASE BUS	STP	57,000	45,600	0	0	0	11,400
1086	8	BB	TRS-1738-07	MN/DOT	PRAIRIE FIVE, PURCHASE 1 BUS (CLASS 400)	0.0	TR	PURCHASE BUS	STP	57,000	45,600	0	0	0	11,400
1087	8	BB	TRS-2042-07T	MN/DOT	TRAILBLAZER, PURCHASE 1 BUS (CLASS 400)	0.0	TR	PURCHASE BUS	STP	56,000	44,800	0	0	0	11,200
1088	8	BB	TRS-2387-07	MN/DOT	WESTERN COMMUNITY ACTION, PURCHASE 1 BUS (CLASS 400)	0.0	TR	PURCHASE BUS	STP	57,000	45,600	0	0	0	11,400
1089	8	BB	TRS-3301-07	MN/DOT	TRAILBLAZER, PURCHASE 1 BUS (CLASS 400)	0.0	TR	PURCHASE BUS	STP	57,000	45,600	0	0	0	11,400
1090	8	BB	TRS-3312-07	MN/DOT	MEEKER COUNTY, PURCHASE 1 BUS (CLASS 400)	0.0	TR	PURCHASE BUS	STP	57,000	45,600	0	0	0	11,400
1091	8	BB	TRS-3339-07	MN/DOT	RENVILLE COUNTY, PURCHASE 1 BUS (CLASS 400)	0.0	TR	PURCHASE BUS	STP	57,000	45,600	0	0	0	11,400
1427	M	BB	TRS-7068-07A	MN/DOT	HEARTLAND EXPRESS, PURCHASE CLASS 400 BUS	0.0	TR	PURCHASE BUS	STP	57,000	45,600	0	0	0	11,400
1428	M	CMAQ	CM-2-03	MET COUNCIL	RTDM & COMMUTER ALT PROGRAMS INCL FUNDS FOR METRO COMMUTER SERV, DOWNTOWN MPLS TMO, ST PAUL TMO, ST PAUL MIDWAY TMO, AND I-494 CORRIDOR COALITION	0.0	TM	PLANNING	CMAQ	3,781,250	3,025,000	0	0	0	756,250
1448	M	CSAH 81	90-595-08	MET COUNCIL - MT	CSAH 81 AND BROOKLYN BLVD IN BROOKLYN PARK, CONSTRUCT NEW 800-CAR PARK/RIDE LOT	0.0	TR	MISCELLANEOUS	CMAQ	7,562,500	6,050,000	0	0	0	1,512,500
1449	M	CSAH 19	90-595-10	MET COUNCIL - MT	CSAH 19 AND I-94 IN LAKE ELMO, CONSTRUCT NEW 500, CAR PARK/RIDE LOT	0.0	TR	BUS GRANT CAPITAL IMPROVEMENT	CMAQ	4,400,000	3,520,000	0	0	0	880,000

TRANSIT (FHWA)  
Fiscal Year: 2007

STIP for FY 2006-2008

Seq #	ATP	Route System	Project Number	Agency	Description	Miles	Program	Type of Work	Proposed Funds	Total	FHWA	AC	FTA	TH	Other
Summary for Year = 2007 (41 projects)									\$20,117,841		\$16,102,193	\$0	\$0	\$0	\$4,015,648

TRANSIT (FHWA)  
Fiscal Year: 2008

STIP for FY 2006-2008

Seq #	ATP	Route System	Project Number	Agency	Description	Miles	Program	Type of Work	Proposed Funds	Total	FHWA	AC	FTA	TH	Other
144	1	BB	TRS-0005-08	MN/DOT	ARROWHEAD TRANSIT, PURCHASE 8 BUSES, 6 (CLASS 500), 2 (CLASS 400)	0.0	TR	PURCHASE BUS	STP	824,000	659,200	0	0	0	164,800
145	1	BB	TRS-0012-08	MN/DOT	CITY OF CLOQUET, PURCHASE 1 BUS (CLASS 500)	0.0	TR	PURCHASE BUS	STP	103,000	82,400	0	0	0	20,600
146	1	BB	TRS-0016-08T	MN/DOT	DULUTH , PURCHASE 2 BUSES (CLASS 700)	0.0	TR	PURCHASE BUS	STP	600,000	480,000	0		0	120,000
147	1	BB	TRS-0022-08	MN/DOT	CITY OF HIBBING, PURCHASE 2 BUSES (CLASS 500)	0.0	TR	PURCHASE BUS	STP	206,000	164,800	0	0	0	41,200
310	2	BB	TRS-0058-08	MN/DOT	TRI-VALLEY TRANSIT, PURCHASE 1 BUS (CLASS 500)	0.0	TR	PURCHASE BUS	STP	103,000	82,400	0	0	0	20,600
311	2	BB	TRS-1010-08	MN/DOT	HUBBARD COUNTY, PURCHASE 1 BUS (CLASS 400)	0.0	TR	PURCHASE BUS	STP	59,000	47,200	0	0	0	11,800
312	2	BB	TRS-3084-08	MN/DOT	ROSEAU COUNTY, PURCHASE 1 BUS (CLASS 400)	0.0	TR	PURCHASE BUS	STP	59,000	47,200	0	0	0	11,800
313	2	BB	TRS-8819-08	MN/DOT	RED LAKE TRANSIT, PURCHASE 1 BUS (CLASS 400)	0.0	TR	PURCHASE BUS	STP	59,000	47,200	0	0	0	11,800
314	2	BB	TRS-9036-08	MN/DOT	DISTRICTWIDE TRANSIT SETASIDE - FY 2008	0.0	TR	PURCHASE BUS	STP	26,000	26,000	0	0	0	0
515	3	BB	TRS-0055-08	MN/DOT	RIVERRIDER, PURCHASE ONE BUS (CLASS 500)	0.0	TR	PURCHASE BUS	STP	103,000	82,400	0	0	0	20,600
516	3	BB	TRS-0057-08	MN/DOT	TRI-CAP, PURCHASE ONE BUS (CLASS 400)	0.0	TR	PURCHASE BUS	STP	58,000	46,400	0	0	0	11,600
517	3	BB	TRS-3449-08	MN/DOT	CITY OF BRAINERD, PURCHASE ONE BUS (CLASS 400)	0.0	TR	PURCHASE BUS	STP	58,000	46,400	0	0	0	11,600
518	3	BB	TRS-7068-08	MN/DOT	ISANTI CO, PURCHASE ONE BUS (CLASS 400)	0.0	TR	PURCHASE BUS	STP	58,000	46,400	0	0	0	11,600
519	3	BB	TRS-7077-08	MN/DOT	RUM RIVER, PURCHASE ONE BUS (CLASS 400)	0.0	TR	PURCHASE BUS	STP	58,000	46,400	0	0	0	11,600
686	4	BB	TRS-3291-08	MN/DOT	CLAY COUNTY, PURCHASE BUS (CLASS 400)	0.0	TR	PURCHASE BUS	STP	59,000	47,200	0	0	0	11,800
687	4	BB	TRS-7067-08	MN/DOT	RAINBOW RIDER, PURCHASE 3 BUSES (CLASS 400)	0.0	TR	PURCHASE BUS	STP	176,700	141,600	0	0	0	35,100
842	6	BB	TRS-0039-08A	MN/DOT	CITY OF NORTHFIELD, PURCHASE 1 BUS (CLASS 400)	0.0	TR	PURCHASE BUS	STP	59,000	47,200	0	0	0	11,800
843	6	BB	TRS-1977-08A	MN/DOT	SEMCAC PUBLIC TRANSIT (DODGE, FILLMORE, HOUSTON, STEELE AND WINONA COUNTIES), PURCHASE 1 BUS (CLASS 400)	0.0	TR	PURCHASE BUS	STP	59,000	47,200	0	0	0	11,800
844	6	BB	TRS-1977-08T	MN/DOT	SEMCAC PUBLIC TRANSIT, PURCHASE 1 BUS (CLASS 400)	0.0	TR	PURCHASE BUS	STP	58,000	46,400	0	0	0	11,600
845	6	BB	TRS-3342-08T	MN/DOT	STEELE COUNTY PUBLIC TRANSIT - PURCHASE 1 BUS (CLASS 400)	0.0	TR	PURCHASE BUS	STP	58,000	46,400	0	0	0	11,600
846	6	BB	TRS-7071-08A	MN/DOT	MOWER COUNTY, PURCHASE 1 BUS (CLASS 400)	0.0	TR	PURCHASE BUS	STP	59,000	47,200	0	0	0	11,800

TRANSIT (FHWA)  
Fiscal Year: 2008

STIP for FY 2006-2008

Seq #	ATP	Route System	Project Number	Agency	Description	Miles	Program	Type of Work	Proposed Funds	Total	FHWA	AC	FTA	TH	Other
847	6	BB	TRS-7071-08T	MN/DOT	MOWER COUNTY, PURCHASE 1 BUS (CLASS 400)	0.0	TR	PURCHASE BUS	STP	58,000	46,400	0	0	0	11,600
848	6	BB	TRS-7284-08T	MN/DOT	THREE RIVERS PUBLIC TRANSIT (GOODHUE & WABASHA COS), PURCHASE 1 BUS (CLASS 400)	0.0	TR	PURCHASE BUS	STP	58,000	46,400	0	0	0	11,600
993	7	BB	TRS-0028-08T	MN/DOT	MANKATO, PURCHASE 1 LARGE BUSS (CLASS 700)	0.0	TR	PURCHASE BUS	STP	262,500	210,000	0	0	0	52,500
994	7	BB	TRS-8807-08	MN/DOT	TRANSIT SETASIDE - 2008	0.0	TR	PURCHASE BUS	STP	287,500	230,000	0	0	0	57,500
1129	8	BB	TRS-1075-08	MN/DOT	KANDIYOHI AREA TRANSIT, PURCHASE 1 BUS (CLASS 400)	0.0	TR	PURCHASE BUS	STP	103,000	82,400	0	0	0	20,600
1130	8	BB	TRS-1724-08	MN/DOT	PIPESTONE COUNTY, PURCHASE 1 BUS (CLASS 400)	0.0	TR	PURCHASE BUS	STP	59,000	47,200	0	0	0	11,800
1131	8	BB	TRS-2042-08A	MN/DOT	TRAILBLAZER, PURCHASE 1 BUS (CLASS 400)	0.0	TR	PURCHASE BUS	STP	59,000	47,200	0	0	0	11,800
1132	8	BB	TRS-2042-08B	MN/DOT	TRAILBLAZER, PURCHASE 1 BUS (CLASS 400)	0.0	TR	PURCHASE BUS	STP	59,000	47,200	0	0	0	11,800
1133	8	BB	TRS-2387-08	MN/DOT	WESTERN COMMUNITY ACTION, PURCHASE 1 BUS (CLASS 400)	0.0	TR	PURCHASE BUS	STP	59,000	47,200	0	0	0	11,800
1134	8	BB	TRS-3312-08	MN/DOT	MEEKERCOUNTY, PURCHASE 1 BUS (CLASS 400)	0.0	TR	PURCHASE BUS	STP	59,000	47,200	0	0	0	11,800
1135	8	BB	TRS-3339-08	MN/DOT	RENVILLE COUNTY, PURCHASE 1 BUS (CLASS 400)	0.0	TR	PURCHASE BUS	STP	59,000	47,200	0	0	0	11,800
1557	M	BB	TRS-7068-08A	MN/DOT	HEARTLAND EXPRESS-PURCHASE CLASS 400 BUS	0.0	TR	PURCHASE BUS	STP	59,000	47,200	0	0	0	11,800
1558	M	CMAQ	CM-1-03	MET COUNCIL - MTS	2008 TWIN CITIES REGIONAL FLEET EXPANSION: PURCHASE 21 TRANSIT BUSES TO EXPAND THE REGIONAL FLEET AND INCREASE TRANSIT SERVICE FOR OPT-OUT TRANSIT PROVIDERS.	0.0	TR	PURCHASE BUS	CMAQ	7,975,000	6,380,000	0	0	0	1,595,000
1559	M	CMAQ	CM-12-03	MET COUNCIL - MT	NEW EXPRESS COMMUTER SERVICE FROM LK ELMO/WOODBURY TO DOWNTOWN MPLS- PURCHASE 10 HYBRID BUSES FOR I-94 E PARK/RIDE SERVICE EXPANSION	0.0	TR	PURCHASE BUS	CMAQ	6,220,616	4,976,493	0	0	0	1,244,123
1560	M	CMAQ	CM-14-03	MET COUNCIL - MT	NEW EXPRESS COMMUTER SERVICE FROM BROOKLYN PK TO DOWNTOWN MPLS-PURCHASE 10 HYBRID BUSES FOR NW CORRIDOR/SECTOR 8 SERVICE EXPANSION	0.0	TR	PURCHASE BUS	CMAQ	6,220,616	4,976,493	0	0	0	1,244,123
1561	M	CMAQ	CM-2-03A	MET COUNCIL	RTDM & COMMUTER ALTERNATIVES PROGRAMS INCLUDING FUNDS FOR METRO COMMUTER SERVICES, THE DOWNTOWN MPLS TMO, THE ST PAUL TMO, THE ST PAUL MIDWAY TMO, AND THE I-494 CORRIDOR COALITION	0.0	TM	PLANNING	CMAQ	3,987,500	3,190,000	0	0	0	797,500
Summary for Year = 2008 (37 projects)										\$28,488,432	\$22,796,186	\$0	\$0	\$0	\$5,692,246



# **Indian Reservation Roads Program**

---

## **INDIAN RESERVATION ROADS**

The Federal Lands - Indian Reservation Roads (IRR) program is co-administered by the Federal Highway Administration and the Bureau of Indian Affairs (BIA). The Indian tribal government, in cooperation with the BIA, (and any state or local government, or metropolitan planning organization as may be appropriate), develops a transportation improvement program that includes all Indian reservation road and bridge projects proposed for funding. The projects must be selected by the Indian tribal government from the transportation improvement program (TIP) and approved by the BIA and FHWA.

The IRR TIP is forwarded by FHWA to Mn/DOT and incorporated into the State Transportation Improvement Program (STIP). The IRR TIP was not received in time to include in this STIP and will be amended when received.



# **Recreational Trails Program**

---

## **RECREATIONAL TRAILS PROGRAM**

The Recreational Trails Program provides funds to develop, maintain, and enhance recreational trails for both motorized and non-motorized recreational trail users. Funds are appropriated to the State by formula, 50 percent equally among all eligible states and 50 percent in proportion to the amount of off-road recreational fuel use. The maximum federal share in Minnesota is 50 percent for these projects, and a cash match is required. Only state agencies, cities, counties, townships, tribal governments or private trail organizations sponsored by a local unit of government are eligible to apply.

The Minnesota Department of Natural Resources (MNDNR) administers this program for Minnesota. The Minnesota Recreational Trail Users Advisory Board assists the MNDNR in project selections. The committee is comprised of three representatives of the nine identified trail user groups (bike, hike, ski, horse, in-line skate, ATV, trucks, snowmobiles) in Minnesota.

The Recreational Trails Program projects are listed in District C of the project list.

Contact: Tim Mitchell, DNR Trails and Waterways,  
500 Lafayette Road, Box 52, St. Paul, Minnesota 55155  
or phone at (651) 297-1718.



# **Mn/DOT State Road Construction Program**

---

## **MN/DOT STATE ROAD CONSTRUCTION PROGRAM**

In developing the 2006-2008 STIP, only federal-aid highway formula funds were subject to the ATP prioritization process. State funded projects are included in the formal STIP for informational purposes and were shared and discussed with the ATPs. Mn/DOT anticipates a high degree of flexibility in the use of federal or state funding sources for individual projects.

The estimated average annual state funds available for trunk highway construction activities is \$290 million. Actual amounts are slightly higher with a modest level of over programming. However, a portion of those state funds are reserved for statewide initiatives shown in District C.

State funds are available to each Mn/DOT District to cover the following items in priority order:

1. Match federal dollars received through the ATP process and federal high priority project funding or allocated funding.
2. Estimate necessary District set-asides to cover supplemental agreements and cost overruns.
3. Estimate of right-of-way needs to cover all trunk highway projects, with appropriate lead time for expenditures. A single account will still be monitored by the Mn/DOT Office of Land Management. The Mn/DOT Districts must identify the expenditures for the correct state fiscal year (SFY).

4. A prioritized list of all other state funded projects or set-a-sides. This prioritized list will include all Municipal Agreement Projects, Bridge and Road Construction Projects and Landscape Partnerships.

Mn/DOT's State Road Construction Program is legislatively constrained by an annual budget level. The exact budget level can vary by biennium. The program level may not coincide with the budget level if Mn/DOT is more or less successful than anticipated during the ATP process. If the program level is significantly higher, legislative action would be required to raise the budget level. The STIP is fiscally constrained, but Mn/DOT's portion may include a level of advance programming.

Project totals (all three years of the STIP) for the Mn/DOT State Road Construction Program (SRC) are provided in Figure A-6. Figure A-7 gives the SRC project totals by District/ATP and year. Totals for the SRC include dollars funded by federal advance construction funds, which may exceed actual federal dollars available in any given year.

<b>Figure A-6</b> <b>STATE ROAD CONSTRUCTION</b> <b>PROGRAM FUNDING **</b>				
<b>SOURCE</b>	<b>2006</b>	<b>2007</b>	<b>2008</b>	<b>TOTAL*</b>
<b>FEDERAL FUNDS</b>				
<b>Formula</b>	<b>96</b>	<b>149</b>	<b>52</b>	<b>297</b>
<b>High Priority Projects (Demonstration)</b>	<b>20</b>	<b>0</b>	<b>0</b>	<b>20</b>
<b>Other Federal</b>	<b>15</b>	<b>7</b>	<b>0</b>	<b>22</b>
<b>Advance Construction</b>	<b>178</b>	<b>262</b>	<b>67</b>	<b>508</b>
<b>SUBTOTAL*</b>	<b>309</b>	<b>419</b>	<b>119</b>	<b>847</b>
<b>STATE FUNDS</b>	<b>305</b>	<b>292</b>	<b>302</b>	<b>899</b>
<b>TOTAL*</b>	<b>614</b>	<b>711</b>	<b>421</b>	<b>1,746</b>

\*may not total correctly to rounding

\*\*does not include local contributions

<b>Figure A-7</b> <b>STATE ROAD CONSTRUCTION</b> <b>PROGRAM FUNDING**</b> <b>BY DISTRICT/ATP AND YEAR</b> <b>(\$ MILLIONS)</b>				
<b>DISTRICT/ ATP</b>	<b>2006</b>	<b>2007</b>	<b>2008</b>	<b>TOTAL*</b>
<b>1</b>	<b>66</b>	<b>64</b>	<b>35</b>	<b>164</b>
<b>2</b>	<b>30</b>	<b>35</b>	<b>24</b>	<b>88</b>
<b>3</b>	<b>73</b>	<b>54</b>	<b>49</b>	<b>176</b>
<b>4</b>	<b>42</b>	<b>52</b>	<b>22</b>	<b>116</b>
<b>6</b>	<b>43</b>	<b>22</b>	<b>31</b>	<b>96</b>
<b>7</b>	<b>27</b>	<b>45</b>	<b>53</b>	<b>124</b>
<b>8</b>	<b>36</b>	<b>25</b>	<b>28</b>	<b>89</b>
<b>SUBTOTAL*</b>	<b>316</b>	<b>298</b>	<b>241</b>	<b>854</b>
<b>METRO</b>	<b>266</b>	<b>393</b>	<b>159</b>	<b>818</b>
<b>MISC</b>	<b>32</b>	<b>22</b>	<b>21</b>	<b>75</b>
<b>TOTAL*</b>	<b>614</b>	<b>712</b>	<b>421</b>	<b>1,746</b>

# **Appendix B**

## **Other Modal Programs**

- ✓ Minnesota Rail Service Improvement Program
- ✓ Port Development Assistance Program
- ✓ Minnesota Aeronautics Capital Improvement Program

# **Minnesota Rail Service Improvement Program**

---

## **MINNESOTA RAIL SERVICE IMPROVEMENT PROGRAM**

The Minnesota Rail Service Improvement Program (MRSI), established in 1976, helps prevent the loss of rail service on lines potentially subject to abandonment by railroads. Using state-developed eligibility rules, the state and rail users enter into contracts with railroads for rail line rehabilitation or other rail service improvements. When the project is completed, the railroad repays the state and rail users out of the operating revenues produced on the line. These reimbursements are returned to the Minnesota Rail Service Improvement Program account to fund future rehabilitation projects.

Projects that fall within the program areas identified below, are in various stages of discussion. Projects will move ahead if funding is available and project agreements can be completed and signed contracts put in place. These projects are typically funded with state, shipper and railroad funds. Figure B-1 at the end of this section identifies the potential number of projects and funding.

The following five programs are funded under the Minnesota Rail Service Improvement Program.

### **Rail Purchase Assistance Program**

Assists Regional Railroad Authorities in acquiring rail lines that can be operated on a self-sustaining basis to provide local rail service. Mn/DOT can provide up to 50 percent of the value of the property. State funds are secured and require repayment if the line is sold or ceases to serve a transportation function.

### **Rail Rehabilitation Program**

Provides low and no-interest loans to rehabilitate and preserve rail lines that are financially viable and have the potential to increase rail use. A shipper's survey, cost/benefit analysis, and a rehabilitation needs assessment are conducted to determine which lines are prospective rail projects

### **Capital Improvement Loan Program**

Provides rail users with loans for projects that improve rail service and strengthen the financial condition of the associated line. Eligible projects include capital improvements such as expanding industrial spurs, adding storage capacity, and building more efficient loading/unloading facilities.

### **State Rail Bank Program**

Allows the state to acquire and preserve abandoned rail lines for future transportation use or for transmitting energy, fuel or other commodities.

---

### **Rail User and Rail Carrier Loan Guarantee Program**

Assists rail users in obtaining loans for rail rehabilitation and capital improvements by guaranteeing up to 90 percent of the loan. The 1994 Legislature further amended the statute, recreating the program as the Rail User and Rail Carrier Loan Guarantee Program. Not only rail users but rail carriers are eligible for assistance under the program. In addition to rail

line rehabilitation, rolling stock acquisition and installation are eligible.

Additional information on the Minnesota Rail Service Improvement Program may be obtained from Janelle Collier, Program Manager, Office of Freight and Commercial Vehicle Operations, at (651) 406-4794.

<b>Figure B-1 MINNESOTA RAIL SERVICE IMPROVEMENT PROGRAM ESTIMATED FUNDING SUMMARY AND NUMBER OF POTENTIAL PROJECTS BY PROGRAM AND YEAR</b>				
<b>PROGRAM</b>	<b>2006</b>	<b>2007</b>	<b>2008</b>	<b>Total</b>
Rail Purchase Assistance Program	--	--	--	--
Rail Rehabilitation Program	\$2,700,000 (2)	--	--	2,700,000 (2)
Capital Improvement Loan Program	\$2,600,000 (13)	\$2,600,000 (13)	\$2,600,000 (13)	\$7,800,000 (39)
State Rail Bank Program	--	--	--	--
Rail User/Rail Carrier Loan Guarantee Program	--	--	--	--
<b>TOTAL</b>	\$5,300,000 (14)	\$2,600,000 (13)	\$2,600,000 (13)	\$10,500,000 (41)

( ) = Number of Potential Projects

# **Port Development Assistance Program**

---

## **PORT DEVELOPMENT ASSISTANCE PROGRAM**

The Port Development Assistance Program was developed by the state in response to the needs of the commercial navigation system. No federal funds are currently available for these type of projects. The program provides a funding source that facilitates compliance with tighter environmental standards; helps to ensure the continued commercial effectiveness of lake and river navigation systems; and helps to offset the increases in general cost of commercial shipping.

There exist a number of conditions that warrant the port development assistance program in Minnesota. Many of the public terminals and docks in the state are in need of repair at costs beyond the means of local agencies. Local port authorities are having trouble keeping the infrastructure intact especially for our agricultural and mining industries because the transportation and disposal of dredge material is restricted to fewer locations for either temporary or permanent disposal due to environmental regulations.

Project proposals are prioritized based on need, employment generated and overall economic benefit. Mn/DOT's Office of Freight and Commercial Vehicle Operations, working with the state's port authorities, had identified a list of potential harbor

improvement projects for 2006 and beyond. Past project include rehabilitating or improving rail and truck access, dock walls, building roofs, sprinkler and electrical systems, mobile handling equipment and adding warehouse capacity.

The Minnesota Legislature originally appropriated \$3 million in bonding funds for this program in 1996. In 1998, the Legislature appropriated an additional \$3 million in bonding funds and \$1.5 million in general funds. In 2000 and 2001, the Legislature appropriated an additional \$2 million and \$1 million respectively in general funds. In 2003, the Minnesota Legislature added an additional \$2 million to the Program after taking back \$20, 830 of uncommitted funds. In 2005, the Legislature appropriated an additional \$2 million in bonding funds. To date, total state appropriations for the Port Development Assistance Program amount to \$14,479,171. The funding request for 2006 from Mn/DOT is \$61 million.

According to Minnesota law, Port Development Assistance funds cannot be added to other state sponsored port investments. Port Development funds can be used with federal and local dollars to complete projects that benefit a port.

Additional information about the Port Development Assistance Program may be obtained from Dick Lambert, Ports and Waterways Section, Office of Freight and Commercial Vehicle Operations, at (651) 406-4805 or email: [dick.lambert@dot.state.mn.us](mailto:dick.lambert@dot.state.mn.us)

---

<b>Figure B-2</b> <b>PORT DEVELOPMENT ASSISTANCE PROGRAM</b> <b>ANTICIPATED EXPENDITURES BY PORT AND YEAR</b>				
<b>PORT</b>	<b>2006</b>	<b>2007</b>	<b>2008</b>	<b>TOTAL</b>
Duluth	\$1,050,000	\$1,063,525	--	\$2,113,525
Minneapolis	--	--	--	--
St. Paul	\$34,901	\$209,801	--	\$244,703
Red Wing	--	\$200,000	--	\$200,000
Winona	\$600,000	\$680,000	--	\$1,280,000
<b>TOTAL</b>	<b>\$1,684,902</b>	<b>\$2,153,326</b>	<b>--</b>	<b>\$3,838,228</b>

# **Minnesota Aeronautics Capital Improvement Program**

---

## **MINNESOTA AERONAUTICS AIRPORT CAPITAL IMPROVEMENT PROGRAM**

### **Legislation**

#### **State:**

Minnesota Statutes 360 (MS 360), Aeronautics, is the enabling legislation under which the Minnesota Department of Transportation (Mn/DOT), Office of Aeronautics operates. One of the primary directives of this Statute is to promote aviation and aviation safety in Minnesota. MS 360 also establishes a dedicated “State Airport System,” and a dedicated “State Airport Fund.” This fund derives revenue from four sources: aircraft registration tax, aviation fuel tax, airline flight property tax, and interest earned on the fund.

The Legislature appropriates monies from the State Airport Fund on a biennial basis to support the state funded aviation programs and activities. The major appropriations are for airport grant-in-aid programs which support the continued development and maintenance of the State Airport System.

#### **Federal:**

President Bush signed “Vision 100 – Century of Flight Authorization Act for 2003,” Public Law 108-176, on December 12, 2004. This act sets Airport Improvement Program (AIP) funding levels of \$3.4 billion nationally for federal fiscal year 2004 and increases funding by \$100 million each year through fiscal year 2007. Minnesota’s apportionment of these funds is based on the state’s area and population.

Non-primary entitlements are continued through Vision 100. This program provides up to \$150,000 for general aviation, reliever, and non-primary commercial service airports. Commercial service airports receive primary entitlement funds based on passenger enplanements and collect passenger facility charges of up to \$4.50 per ticketed passenger. Primary entitlements begin at \$1.0 million for airports that enplane at least 10,000 passengers annually. AIP discretionary funds are also available to eligible airports. Projects funded with discretionary funds must compete on a nationwide basis for these funds.

Minnesota Chapter 360 requires that the state act as agent on behalf of airport municipalities for making application, and for receiving and disbursing federal funds. The Mn/DOT Office of Aeronautics is the designated state agent for providing this coordination.

### **Eligibility**

#### **State:**

To be eligible for state grants-in-aid, the airport must be owned by a municipality, licensed for public use, and identified in the State Airport System as designated by the Commissioner of Transportation and approved by the Governor. It must also be zoned or in the process of being zoned. Currently there are 136 public-owned airports in Minnesota.

---

**Federal:**

To be eligible for federal grants-in-aid, an airport must be in the National Plan of Integrated Airport Systems (NPIAS). To qualify, an airport must be more than 30 minutes driving time from the nearest existing NPIAS airport and must have a minimum of 10 based aircraft. Currently, there are 90 airports in Minnesota in the NPIAS.

**Project Identification**

A five-year Capital Improvement Program (CIP) is maintained for all public airports in Minnesota. Updates to the CIP are submitted to the Office of Aeronautics annually by the governing body responsible for the airports, usually a municipality. Local decision and the availability of the local matching funds will cause some projects to move to future years.

**State:**

The Minnesota CIP for airports is the result of the annual input received from the municipalities together with the amount of funds available for construction grants each fiscal year.

Several factors influence the selection of project elements for state funding. Inclusion in the State Airport System Plan (SASP), approved airport master plans and airport layout plans (ALP), statewide airport pavement management information, and licensing and inspection reports are some of the considerations for funding.

Airport development and assistance funding has remained flat since 2002. In July of 2005, the Legislature once again appropriated \$14,298,000 for airport development and assistance for each year of the 2006-2007 biennium. This money is used to fund the state construction grant program, to reimburse airports for eligible maintenance costs, and to build and operate navigational aids.

**Federal:**

The Federal Aviation Administration (FAA) also maintains an Airport Capital Improvement Program (ACIP) for airports included in the NPIAS. In Minnesota, the ACIP is developed based on input from the Office of Aeronautics and the state CIP. Projects are prioritized by the Office of Aeronautics based on criteria such as completion of a multi-phase project, safety, and system needs. The FAA has ranking criteria for projects based on a formula that awards points for various project elements. The rank ranges from 0 to 100, with 100 being the highest priority. The ACIP list is developed by the FAA, Minneapolis Airports District Office with input from Mn/DOT Aeronautics, and submitted to compete nationally for AIP funds. Projects that are not successful in receiving AIP funds or have a project cost exceeding available AIP funding limits may receive discretionary funds later in the year.

Approximately \$67 million in federal AIP grants were issued in Minnesota during federal fiscal year 2004.

**ATP: 1****Fiscal Year: 2006****STIP for FY 2006 - 2008**

<b>Airport</b>	<b>Description</b>	<b>Total Project Cost</b>	<b>FAA Funding</b>	<b>State Funding</b>	<b>Municipal Funding</b>
AITKIN MUNICIPAL AIRPORT - STEVE KURTZ FIELD	LAND PURCHASE (120 ACRES)	250,000	237,500	0	12,500
BIG FALLS MUNICIPAL AIRPORT	CONSTRUCT BULLETIN BOARD	1,500	0	1,200	300
BIG FALLS MUNICIPAL AIRPORT	CONSTRUCT PARKING LOT	2,000	0	1,600	400
CHISHOLM-HIBBING MUNICIPAL AIRPORT	NEW SRE BUILDING (FEDERALLY ELIGIBLE)	1,000,000	950,000	0	50,000
CHISHOLM-HIBBING MUNICIPAL AIRPORT	PAVEMENT REHABILITATION, STRIPING	100,000	95,000	0	5,000
CHISHOLM-HIBBING MUNICIPAL AIRPORT	SRE BUILDING (FEDERALLY INELIGIBLE ITEMS)	100,000	0	70,000	30,000
CLOQUET-CARLTON COUNTY AIRPORT	HANGAR SITE PREPARATION & DRAINAGE IMPROVEMENT	35,000	33,250	0	1,750
CLOQUET-CARLTON COUNTY AIRPORT	SMALL TRACTOR / MOWER	12,000	0	8,400	3,600
CLOQUET-CARLTON COUNTY AIRPORT	ENVIRONMENTAL ASSESSMENT UPDATE	40,000	38,000	0	2,000
CLOQUET-CARLTON COUNTY AIRPORT	BUILDING AREA SECURITY LIGHTING & CAMERA	25,000	0	17,500	7,500
COOK MUNICIPAL AIRPORT	MAINTENANCE BUILDING	50,000	0	40,000	10,000
COOK MUNICIPAL AIRPORT	PAVED ENTRANCE ROAD	70,000	0	56,000	14,000
COOK MUNICIPAL AIRPORT	TERMINAL BUILDING UPGRADES/WINDOWS	10,000	0	8,000	2,000
COOK MUNICIPAL AIRPORT	3/4 TON TRUCK W/PLOW	30,000	0	24,000	6,000
DULUTH INTERNATIONAL AIRPORT	GA APRON DEVELOPMENT (BLDG #102 SITE)	353,000	0	247,100	105,900
DULUTH INTERNATIONAL AIRPORT	GA ARRIVALS BUILDING - CONSTRUCTION	1,500,000	0	1,050,000	450,000
DULUTH INTERNATIONAL AIRPORT	REPLACE SRE - #14 SNOW PLOW	350,000	0	350,000	0
DULUTH INTERNATIONAL AIRPORT	PASSENGER TERMINAL SECURITY MODIFICATIONS (PHASE 1)	10,633,139	9,386,935	531,657	714,547
DULUTH INTERNATIONAL AIRPORT	NORTH PERIMETER ROAD (PHASE 2) - PAVING	750,000	0	750,000	0
DULUTH INTERNATIONAL AIRPORT	DESIGN PAX TERMINAL SECURITY & SAFETY REQUIREMENTS & MODIFICATIONS	1,613,191	1,455,098	56,462	101,631
DULUTH INTERNATIONAL AIRPORT	EXPAND CARGO APRON	500,000	475,000	0	25,000
DULUTH INTERNATIONAL AIRPORT	CONSTRUCT FBO HANGAR	2,000,000	0	1,000,000	1,000,000
DULUTH INTERNATIONAL AIRPORT	UPDATE AIRPORT LAYOUT PLAN / DEVELOP GIS	400,000	380,000	0	20,000
DULUTH INTERNATIONAL AIRPORT	PHASE 3 (CENTER) DESIGN & CONSTRUCT RWY 9/27, PVD SHOULDERS, HIRLS, DRAINS	7,352,000	6,984,400	0	367,600

**ATP: 1****Fiscal Year: 2006****STIP for FY 2006 - 2008**

<b>Airport</b>	<b>Description</b>	<b>Total Project Cost</b>	<b>FAA Funding</b>	<b>State Funding</b>	<b>Municipal Funding</b>
DULUTH INTERNATIONAL AIRPORT	GENERAL AVIATION IMPROVEMENTS-TAXILANE, ENTRANCE ROAD, FENCE	600,000	0	420,000	180,000
DULUTH SKY HARBOR AIRPORT	RUNWAY PAVEMENT REHABILITATION	80,000	76,000	0	4,000
DULUTH SKY HARBOR AIRPORT	UPGRADE FUELING SYSTEM	100,000	0	50,000	50,000
DULUTH SKY HARBOR AIRPORT	SNOW REMOVAL EQUIPMENT-LOADER/BLOWER ATTACHMENT	250,000	237,500	0	12,500
DULUTH SKY HARBOR AIRPORT	OBSTRUCTION REMOVAL	35,000	33,250	0	1,750
DULUTH SKY HARBOR AIRPORT	HANGAR CONSTRUCTION	250,000	237,500	0	12,500
DULUTH SKY HARBOR AIRPORT	APRON RECONSTRUCTION / RWY PAVEMENT REHAB	420,000	399,000	0	21,000
DULUTH SKY HARBOR AIRPORT	IMPLEMENT STORM WATER POLLUTION PREVENTION PLAN	35,000	0	24,500	10,500
ELY MUNICIPAL AIRPORT	LAND ACQUISITION	12,240	11,628	0	612
ELY MUNICIPAL AIRPORT	RESURFACE RUNWAY	250,000	237,500	0	12,500
EVELETH-VIRGINIA MUNICIPAL AIRPORT	CRACK SEALING AND REPAIR	10,000	0	7,000	3,000
EVELETH-VIRGINIA MUNICIPAL AIRPORT	LAND ACQUISITION - 5 + 27.1 ACRES - ST. LOUIS CO.	33,000	0	23,100	9,900
EVELETH-VIRGINIA MUNICIPAL AIRPORT	LAND ACQUISITION-TRACT 22 (ST. LOUIS CO.)	10,000	9,500	0	500
EVELETH-VIRGINIA MUNICIPAL AIRPORT	OBSTRUCTION REMOVAL - RWY 27 APPROACH CLEARING	25,000	23,750	0	1,250
FALLS INTERNATIONAL AIRPORT	VASI LIGHTS - RWY 4/22	40,000	38,000	0	2,000
FALLS INTERNATIONAL AIRPORT	CRACK REPAIR	40,000	0	28,000	12,000
FALLS INTERNATIONAL AIRPORT	GENERAL AVIATION APRON LIGHTING	50,000	47,500	0	2,500
FALLS INTERNATIONAL AIRPORT	LAND ACQUISITION	50,000	47,500	0	2,500
FALLS INTERNATIONAL AIRPORT	PASSENGER JET LOADER	300,000	285,000	0	15,000
GRAND MARAIS-COOK COUNTY AIRPORT	EA FOR RUNWAY EXTENSION	100,000	95,000	0	5,000
GRAND MARAIS-COOK COUNTY AIRPORT	APRON & TAXI LANE PAVEMENT REHAB	50,000	47,500	0	2,500
GRAND RAPIDS/ITASCA CO-GORDON NEWSTROM FLD	GROUNDKEEPING MOWER/BLOWER/BROOM	34,000	0	23,800	10,200
GRAND RAPIDS/ITASCA CO-GORDON NEWSTROM FLD	NORTH TAXIWAY A - RECONSTRUCTION	100,000	95,000	0	5,000
GRAND RAPIDS/ITASCA CO-GORDON NEWSTROM FLD	RWY 4/22 - PAVE & LIGHT	1,150,000	1,092,500	0	57,500

**ATP: 1****Fiscal Year: 2006****STIP for FY 2006 - 2008**

<b>Airport</b>	<b>Description</b>	<b>Total Project Cost</b>	<b>FAA Funding</b>	<b>State Funding</b>	<b>Municipal Funding</b>
GRAND RAPIDS/ITASCA CO-GORDON NEWSTROM FLD	TAXIWAY A - CRACK SEAL / REPAIRS	25,000	23,750	0	1,250
LITTLEFORK MUNICIPAL AIRPORT - HANOVER AIRPORT	TEMPORARY AIRPORT LIGHTING SYSTEM (TALS)	16,000	0	9,600	6,400
MCGREGOR - ISEDOR IVERSON AIRPORT	CROSSWIND RUNWAY FEASIBILITY STUDY	50,000	0	40,000	10,000
MCGREGOR - ISEDOR IVERSON AIRPORT	FENCING	10,000	0	8,000	2,000
MCGREGOR - ISEDOR IVERSON AIRPORT	CROSSWIND RUNWAY ALP	30,000	0	24,000	6,000
MCGREGOR - ISEDOR IVERSON AIRPORT	T-HANGAR SITE PREP	30,000	0	15,000	15,000
MOOSE LAKE-CARLTON COUNTY AIRPORT	MASTER PLAN & ALP UPDATE	65,000	61,750	0	3,250
MOOSE LAKE-CARLTON COUNTY AIRPORT	RWY 4/22 PAPIS (2 BOX) INSTALLATION	87,500	83,125	0	4,375
MOOSE LAKE-CARLTON COUNTY AIRPORT	SRE - TRACTOR/BLOWER/LOADER	80,000	76,000	0	4,000
MOOSE LAKE-CARLTON COUNTY AIRPORT	SRE BUILDING - UPGRADE	50,000	47,500	0	2,500
MOOSE LAKE-CARLTON COUNTY AIRPORT	AWOS UPGRADE	67,500	0	67,500	0
NORTHOME MUNICIPAL AIRPORT	OBSTRUCTION REMOVAL	5,000	0	4,000	1,000
ORR REGIONAL AIRPORT	FUEL TRUCK	30,000	28,500	0	1,500
ORR REGIONAL AIRPORT	REPLACE SEPTIC FOR A/D BUILDING	15,000	0	10,500	4,500
ORR REGIONAL AIRPORT	TERMINAL BUILDING REHAB (PAINTING, FURNITURE, WINDOWS)	10,000	0	7,000	3,000
ORR REGIONAL AIRPORT	PICKUP TRUCK W/PLOW	35,000	0	24,500	10,500
ORR REGIONAL AIRPORT	PARKING LOT REHAB	30,000	28,500	0	1,500
ORR REGIONAL AIRPORT	CRACK REPAIR / SEAL	20,000	19,000	0	1,000
ORR REGIONAL AIRPORT	UNICOM RADIO EQUIPMENT	10,000	9,500	0	500
ORR REGIONAL AIRPORT	BRUSHING	12,000	0	8,400	3,600
SILVER BAY MUNICIPAL AIRPORT	HANGER SITE PREP	75,000	71,250	0	3,750
TOWER MUNICIPAL AIRPORT	RUNWAY REPAIRS	10,000	9,500	0	500
TOWER MUNICIPAL AIRPORT	UNICOM RADIO	1,200	0	840	360
TWO HARBORS MUNICIPAL - RICHARD B. HELGESON FIELD	HANGAR SITE PREP	192,000	182,400	0	9,600
TWO HARBORS MUNICIPAL - RICHARD B. HELGESON FIELD	ADMINISTRATION BUILDING ADDITION	100,000	0	70,000	30,000

## ATP: 1

**Fiscal Year: 2006**

**STIP for FY 2006 - 2008**

Airport	Description	Total Project Cost	FAA Funding	State Funding	Municipal Funding
TWO HARBORS MUNICIPAL - RICHARD B. HELGESON FIELD	BUILDING AREA - TAXILANES & ACCESS ROAD	210,000	199,500	0	10,500
Summary for Year = 2006 (74 projects)		\$32,467,270	\$23,889,086	\$5,077,659	\$3,500,525

**ATP: 1****Fiscal Year: 2007****STIP for FY 2006 - 2008**

<b>Airport</b>	<b>Description</b>	<b>Total Project Cost</b>	<b>FAA Funding</b>	<b>State Funding</b>	<b>Municipal Funding</b>
AITKIN MUNICIPAL AIRPORT - STEVE KURTZ FIELD	ADDITIONAL DEER FENCING	90,000	85,500	0	4,500
AITKIN MUNICIPAL AIRPORT - STEVE KURTZ FIELD	CLEARING AND GRUBBING	10,000	9,500	0	500
BIG FALLS MUNICIPAL AIRPORT	CONSTRUCT BATHROOM FACILITY	2,000	0	1,600	400
CHISHOLM-HIBBING MUNICIPAL AIRPORT	13-31 PARALLEL TXY EXTENSION	800,000	760,000	0	40,000
CHISHOLM-HIBBING MUNICIPAL AIRPORT	AVIATION CAMPING AREA	45,600	0	31,920	13,680
CHISHOLM-HIBBING MUNICIPAL AIRPORT	HANGAR SITE PREPARATION-12 UNIT	105,000	0	52,500	52,500
CHISHOLM-HIBBING MUNICIPAL AIRPORT	MPSH (LEASE TO DNR)	108,000	0	0	108,000
CHISHOLM-HIBBING MUNICIPAL AIRPORT	RECONSTRUCT ABANDONED TAXIWAY (WEST)	400,000	380,000	0	20,000
CHISHOLM-HIBBING MUNICIPAL AIRPORT	TAXILANE CONSTRUCTION - 12 UNIT T-HANGAR ACCESS	105,000	99,750	0	5,250
CLOQUET-CARLTON COUNTY AIRPORT	MAINTENANCE PICKUP TRUCK	35,000	0	24,500	10,500
CLOQUET-CARLTON COUNTY AIRPORT	RWY 17/35 - GRADE 400 FT. EXTENSION (NORTH) & GRADE PARALLEL TWY	300,000	285,000	0	15,000
COOK MUNICIPAL AIRPORT	CLEAR BRUSH AND TREES	10,000	0	8,000	2,000
COOK MUNICIPAL AIRPORT	HANGAR SITE PREPARATION	40,000	0	20,000	20,000
COOK MUNICIPAL AIRPORT	LAND ACQUISITION / IMPROVEMENTS	75,000	0	60,000	15,000
COOK MUNICIPAL AIRPORT	PAVED RUNWAY EXTENSION-800 FEET	250,000	0	200,000	50,000
COOK MUNICIPAL AIRPORT	6-UNIT T-HANGAR LOAN	200,000	0	160,000	40,000
DULUTH INTERNATIONAL AIRPORT	PAVEMENT MAINTENANCE	50,000	0	35,000	15,000
DULUTH INTERNATIONAL AIRPORT	REPLACE MAINTENANCE EQUIPMENT- #6 PICKUP & #25 MOWER	135,000	0	94,500	40,500
DULUTH INTERNATIONAL AIRPORT	PASSENGER TERMINAL SECURITY MODIFICATIONS (PHASE 2)	5,316,569	4,691,872	265,828	358,868
DULUTH INTERNATIONAL AIRPORT	LAND ACQUISITION - RWY 3 ZONE A	500,000	0	350,000	150,000
DULUTH INTERNATIONAL AIRPORT	HANGAR SITE PREP	200,000	0	100,000	100,000
DULUTH INTERNATIONAL AIRPORT	TWYS C & B CONNECTION - DESIGN	480,000	456,000	0	24,000
DULUTH INTERNATIONAL AIRPORT	REPLACE SRE - #23 BLOWER & #36 SWEEPER	800,000	0	800,000	0
DULUTH SKY HARBOR AIRPORT	RUNWAY PAVEMENT REHABILITATION	150,000	142,500	0	7,500
ELY MUNICIPAL AIRPORT	NORTH SIDE APRON-PHASE 1	123,550	117,373	0	6,178

**ATP: 1****Fiscal Year: 2007****STIP for FY 2006 - 2008**

<b>Airport</b>	<b>Description</b>	<b>Total Project Cost</b>	<b>FAA Funding</b>	<b>State Funding</b>	<b>Municipal Funding</b>
ELY MUNICIPAL AIRPORT	PROPOSED TAXIWAY (B-III)	1,704,603	1,619,372	0	85,230
ELY MUNICIPAL AIRPORT	AIRPORT SIGNING	5,000	0	3,500	1,500
ELY MUNICIPAL AIRPORT	CREDIT CARD FUELING SYSTEM	25,000	0	12,500	12,500
ELY MUNICIPAL AIRPORT	RESURFACE PARKING LOT AND ENTRANCE ROAD	50,000	0	35,000	15,000
EVELETH-VIRGINIA MUNICIPAL AIRPORT	CRACK SEALING AND REPAIR	10,000	0	7,000	3,000
EVELETH-VIRGINIA MUNICIPAL AIRPORT	PAVEMENT STRENGTHENING RWY 9-27	350,000	332,500	0	17,500
EVELETH-VIRGINIA MUNICIPAL AIRPORT	PAPI LIGHT REPLACEMENT	15,000	14,250	0	750
EVELETH-VIRGINIA MUNICIPAL AIRPORT	LAND ACQUISITION-25 ACRES RWY PROTECTION (HARVEY & NYFORS BRINK)	50,000	0	35,000	15,000
EVELETH-VIRGINIA MUNICIPAL AIRPORT	CONSTRUCT PARALLEL TWY 9-27	600,000	570,000	0	30,000
EVELETH-VIRGINIA MUNICIPAL AIRPORT	ALL TAXIWAY'S LIGHTING, SIGNS AND REFLECTORS	75,000	71,250	0	3,750
EVELETH-VIRGINIA MUNICIPAL AIRPORT	EXTEND RWY 9/27 BY 1,275 FT.	1,300,000	1,235,000	0	65,000
FALLS INTERNATIONAL AIRPORT	HANGAR AREA ACCESS TXY	250,000	237,500	0	12,500
FALLS INTERNATIONAL AIRPORT	LAND ACQUISITION	50,000	47,500	0	2,500
FALLS INTERNATIONAL AIRPORT	CRACK REPAIR	40,000	0	28,000	12,000
GRAND MARAIS-COOK COUNTY AIRPORT	AIRPORT SECURITY - FENCING & GATES	100,000	95,000	0	5,000
GRAND RAPIDS/ITASCA CO-GORDON NEWSTROM FLD	TAXIWAY A - RESURFACING	300,000	285,000	0	15,000
GRAND RAPIDS/ITASCA CO-GORDON NEWSTROM FLD	TURF ROLLER	2,500	0	1,750	750
GRAND RAPIDS/ITASCA CO-GORDON NEWSTROM FLD	RWY 16/34 - RESURFACING	420,000	399,000	0	21,000
GRAND RAPIDS/ITASCA CO-GORDON NEWSTROM FLD	PERIMETER SAFETY / SECURITY SIGN PROJECT	5,000	4,750	0	250
MCGREGOR - ISEDOR IVERSON AIRPORT	CROSSWIND RUNWAY ENVIRONMENTAL ASSESSMENT	50,000	0	40,000	10,000
MCGREGOR - ISEDOR IVERSON AIRPORT	CONSTRUCT 6-UNIT T-HANGAR	120,000	0	0	120,000
MOOSE LAKE-CARLTON COUNTY AIRPORT	ENVIRONMENTAL ASSESSMENT - RWY 4/22 EXTENSION & CROSSWIND	50,000	47,500	0	2,500
NORTHOME MUNICIPAL AIRPORT	REHAB BEACON	7,000	0	5,600	1,400
ORR REGIONAL AIRPORT	OVERLAY RUNWAY, APRON, OLD TAXIWAY	250,000	237,500	0	12,500
SILVER BAY MUNICIPAL AIRPORT	6-UNIT HANGAR	178,000	169,100	0	8,900

**ATP: 1****Fiscal Year: 2007****STIP for FY 2006 - 2008**

<b>Airport</b>	<b>Description</b>	<b>Total Project Cost</b>	<b>FAA Funding</b>	<b>State Funding</b>	<b>Municipal Funding</b>
SILVER BAY MUNICIPAL AIRPORT	REHABILITATE HANGAR FLOOR	12,500	0	6,250	6,250
TOWER MUNICIPAL AIRPORT	REPLACE BEACON	35,000	33,250	0	1,750
TOWER MUNICIPAL AIRPORT	RELOCATE POWER POLES	3,000	2,850	0	150
<b>Summary for Year = 2007 (53 projects)</b>		<b>\$16,388,322</b>	<b>\$12,428,817</b>	<b>\$2,378,448</b>	<b>\$1,581,056</b>

**ATP: 1****Fiscal Year: 2008****STIP for FY 2006 - 2008**

<b>Airport</b>	<b>Description</b>	<b>Total Project Cost</b>	<b>FAA Funding</b>	<b>State Funding</b>	<b>Municipal Funding</b>
AITKIN MUNICIPAL AIRPORT - STEVE KURTZ FIELD	TEE HANGAR CONSTRUCTION	150,000	0	150,000	0
AITKIN MUNICIPAL AIRPORT - STEVE KURTZ FIELD	SECURITY FENCING	500,000	475,000	0	25,000
AITKIN MUNICIPAL AIRPORT - STEVE KURTZ FIELD	AIRPORT SIGNING	4,000	0	2,800	1,200
CHISHOLM-HIBBING MUNICIPAL AIRPORT	12-UNIT T-HANGAR	310,000	0	310,000	0
CHISHOLM-HIBBING MUNICIPAL AIRPORT	HANDICAPPED PASSENGER BOARDING LIFT	45,000	42,750	0	2,250
CHISHOLM-HIBBING MUNICIPAL AIRPORT	RESURFACE TAXIWAY, RUNWAY 4-22, & APRONS	500,000	475,000	0	25,000
CHISHOLM-HIBBING MUNICIPAL AIRPORT	TAXIWAY FOR INDUSTRIAL PARK	400,000	380,000	0	20,000
CLOQUET-CARLTON COUNTY AIRPORT	RWY 17/35 RESURFACE & PAVE 400 FT. EXTENSION (NORTH)	550,000	522,500	0	27,500
COOK MUNICIPAL AIRPORT	SECURITY ITEMS	50,000	0	40,000	10,000
COOK MUNICIPAL AIRPORT	TAXIWAY (ADDITIONAL 2000 FEET)	170,000	0	136,000	34,000
COOK MUNICIPAL AIRPORT	RAMP EXTENSION	50,000	0	40,000	10,000
COOK MUNICIPAL AIRPORT	PARALLEL TAXIWAY	60,000	0	48,000	12,000
DULUTH INTERNATIONAL AIRPORT	TWY C & RWY 3/21 EXTENSION - EA / DESIGN	560,000	532,000	0	28,000
DULUTH INTERNATIONAL AIRPORT	TWYS C & B CONNECTION - CONSTRUCTION	12,000,000	11,400,000	0	600,000
DULUTH INTERNATIONAL AIRPORT	PASSENGER TERMINAL SECURITY MODIFICATIONS (PHASE 3)	5,316,569	4,691,872	265,828	358,868
DULUTH INTERNATIONAL AIRPORT	PAVEMENT MAINTENANCE	50,000	0	35,000	15,000
DULUTH INTERNATIONAL AIRPORT	REPLACE SRE-#16 PLOW & #19 GRADER	650,000	0	650,000	0
DULUTH INTERNATIONAL AIRPORT	LAND ACQUISITION	1,000,000	950,000	0	50,000
DULUTH SKY HARBOR AIRPORT	TAXIWAY PAVEMENT REHABILITATION	70,000	66,500	0	3,500
ELY MUNICIPAL AIRPORT	REHAB T-HANGAR APRONS AND TAXIWAY	135,000	0	67,500	67,500
ELY MUNICIPAL AIRPORT	T-HANGAR CONSTRUCTION	110,000	0	55,000	55,000
EVELETH-VIRGINIA MUNICIPAL AIRPORT	CONCRETE PARKING APRON	40,000	38,000	0	2,000
EVELETH-VIRGINIA MUNICIPAL AIRPORT	VOR GRUBBING	10,000	0	7,000	3,000
EVELETH-VIRGINIA MUNICIPAL AIRPORT	CRACK SEALING & REPAIR	10,000	0	7,000	3,000
FALLS INTERNATIONAL AIRPORT	T-HANGAR, 10 UNITS	220,000	0	0	220,000
FALLS INTERNATIONAL AIRPORT	HANGAR AREA & TAXILANE SITE WORK	400,000	380,000	0	20,000

**ATP: 1****Fiscal Year: 2008****STIP for FY 2006 - 2008**

<b>Airport</b>	<b>Description</b>	<b>Total Project Cost</b>	<b>FAA Funding</b>	<b>State Funding</b>	<b>Municipal Funding</b>
FALLS INTERNATIONAL AIRPORT	HANGAR AREA - ENGINEERING, CONSTRUCTION, WETLAND, ETC.	2,500,000	2,375,000	0	125,000
FALLS INTERNATIONAL AIRPORT	HANGAR AREA ACCESS - WIDEN 1995 TWY	250,000	237,500	0	12,500
FALLS INTERNATIONAL AIRPORT	LAND ACQUISITION	50,000	47,500	0	2,500
FALLS INTERNATIONAL AIRPORT	RWY 4/22 & TWY - LIGHTING	50,000	47,500	0	2,500
FALLS INTERNATIONAL AIRPORT	TERMINAL HANDICAP ACCESS	250,000	237,500	0	12,500
FALLS INTERNATIONAL AIRPORT	CRACK REPAIR	40,000	0	28,000	12,000
GRAND MARAIS-COOK COUNTY AIRPORT	FLY-IN CAMPGROUND DEVELOPMENT (PHASE I)	40,000	0	20,000	20,000
GRAND MARAIS-COOK COUNTY AIRPORT	RUNWAY - EXTEND 1300' TO 5500' & STRENGTHENING	2,000,000	1,900,000	0	100,000
GRAND RAPIDS/ITASCA CO-GORDON NEWSTROM FLD	GA BLDG - LARGE HANGAR DOOR REPLACEMENT	100,000	0	70,000	30,000
GRAND RAPIDS/ITASCA CO-GORDON NEWSTROM FLD	TERMINAL BUILDING - ROOF REPAIRS	150,000	142,500	0	7,500
MCGREGOR - ISEDOR IVERSON AIRPORT	CROSSWIND RUNWAY LAND ACQUISITION & ZONING	30,000	0	24,000	6,000
MOOSE LAKE-CARLTON COUNTY AIRPORT	RWY 4/22 - MILL & RESURFACE	300,000	285,000	0	15,000
NORTHOME MUNICIPAL AIRPORT	TRACTOR/MOWER	15,000	0	12,000	3,000
ORR REGIONAL AIRPORT	SEAPLANE ACCESS ROAD, RAMP AND DOCK	200,000	190,000	0	10,000
SILVER BAY MUNICIPAL AIRPORT	SKID STEER (BOBCAT) W/SNOW BLOWER	20,000	19,000	0	1,000
TOWER MUNICIPAL AIRPORT	RUNWAY OVERLAY	145,000	137,750	0	7,250
TOWER MUNICIPAL AIRPORT	EXTEND RUNWAY 600 FEET	280,000	266,000	0	14,000
<b>Summary for Year = 2008 (43 projects)</b>		<b>\$29,780,569</b>	<b>\$25,838,872</b>	<b>\$1,968,128</b>	<b>\$1,973,568</b>

## ATP: 2

**Fiscal Year: 2006**

**STIP for FY 2006 - 2008**

Airport	Description	Total Project Cost	FAA Funding	State Funding	Municipal Funding
BAGLEY MUNICIPAL AIRPORT	PAVED CAR PARKING LOT / ENTRANCE ROAD	60,000	0	48,000	12,000
BAGLEY MUNICIPAL AIRPORT	TRACTOR/LOADER/MOWER	45,000	0	36,000	9,000
BAGLEY MUNICIPAL AIRPORT	AIRPORT SIGNING	3,000	0	2,400	600
BAUDETTE INTERNATIONAL AIRPORT	ACQUIRE DE-ICING EQUIPMENT	20,000	19,000	0	1,000
BAUDETTE INTERNATIONAL AIRPORT	SNOWPLOW TRUCK	70,000	66,500	0	3,500
BEMIDJI REGIONAL AIRPORT	RWY 7-25 SHIFT - CONSTRUCTION	1,175,000	1,116,250	0	58,750
BEMIDJI REGIONAL AIRPORT	UTILITIES ON NORTHSIDE OF AIRFIELD	750,000	0	0	750,000
BEMIDJI REGIONAL AIRPORT	T-HANGAR SITE PREP (10-UNITS)	50,000	0	25,000	25,000
BEMIDJI REGIONAL AIRPORT	TERMINAL EXPANSION - DESIGN	75,000	71,250	0	3,750
BEMIDJI REGIONAL AIRPORT	NORTHSIDE ACCESS ROAD	150,000	142,500	0	7,500
BEMIDJI REGIONAL AIRPORT	LAND/EASEMENT PURCHASES	300,000	285,000	0	15,000
BEMIDJI REGIONAL AIRPORT	CRACK SEALING	30,000	28,500	0	1,500
BEMIDJI REGIONAL AIRPORT	JOBZ DESIGN	30,000	0	0	30,000
CROOKSTON MUNICIPAL AIRPORT - KIRKWOOD FIELD	CRACK REPAIR-RUNWAY/TAXIWAY (SEPT 2005)	5,000	4,750	0	250
CROOKSTON MUNICIPAL AIRPORT - KIRKWOOD FIELD	DRAINAGE IMPROVEMENTS AROUND ARRIVAL/DEPARTURE BLDG - CONC. REMOVAL, NEW CURB AND DRAIN TILE-REPLACE FROST HEAVE SOILS	60,000	57,000	0	3,000
CROOKSTON MUNICIPAL AIRPORT - KIRKWOOD FIELD	TRUCK W/PLOW	100,000	95,000	0	5,000
FERTILE MUNICIPAL AIRPORT	500-FT RUNWAY EXTENSION	70,000	0	56,000	14,000
FOSSTON MUNICIPAL AIRPORT	HANGAR ACCESS ROAD - PAVE	24,100	22,895	0	1,205
FOSSTON MUNICIPAL AIRPORT	PURCHASE EXISTING HANGARS	70,000	0	35,000	35,000
FOSSTON MUNICIPAL AIRPORT	PAVED PARKING LOT/ENTRANCE ROAD	40,000	38,000	0	2,000
GRYGLA MUNICIPAL AIRPORT - MEL WILKENS FIELD	USED SNOW PLOW TRUCK	20,000	0	16,000	4,000
HALLOCK MUNICIPAL AIRPORT	AIRPORT SIGNING	2,000	0	1,600	400
HALLOCK MUNICIPAL AIRPORT	BEACON REPAIR	5,000	0	3,500	1,500
HALLOCK MUNICIPAL AIRPORT	TRACTOR / MOWER	90,000	0	63,000	27,000
PARK RAPIDS MUNICIPAL AIRPORT - KONSHOK FIELD	APRON EXPANSION	350,000	332,500	0	17,500
PINEY-PINECREEK BORDER AIRPORT	80 ACRE LAND PURCHASE & EASEMENT TO GRND	28,000	0	28,000	0

**ATP: 2****Fiscal Year: 2006****STIP for FY 2006 - 2008**

<b>Airport</b>	<b>Description</b>	<b>Total Project Cost</b>	<b>FAA Funding</b>	<b>State Funding</b>	<b>Municipal Funding</b>
RED LAKE FALLS MUNICIPAL AIRPORT	1000-FOOT EXTENSION OF RUNWAY, MOVE IN LIGHTS, AND LIRLS	175,000	0	140,000	35,000
RED LAKE FALLS MUNICIPAL AIRPORT	RUNWAY CRACK REPAIR	15,000	0	12,000	3,000
ROSEAU MUNICIPAL AIRPORT - RUDY BILLBERG FIELD	OVERLAY 16/34 TAXIWAY	220,000	209,000	0	11,000
ROSEAU MUNICIPAL AIRPORT - RUDY BILLBERG FIELD	REMOVE 839 FEET OF RWY - 6 APPROACH (TURF)	40,000	38,000	0	2,000
ROSEAU MUNICIPAL AIRPORT - RUDY BILLBERG FIELD	CRACK SEALING	10,000	9,500	0	500
STEPHEN MUNICIPAL AIRPORT	EXTEND RUNWAY & RESURFACE RAMP AREA	250,000	0	200,000	50,000
STEPHEN MUNICIPAL AIRPORT	FEE SIMPLE LAND ACQUISITION	25,000	0	20,000	5,000
THIEF RIVER FALLS REGIONAL AIRPORT	HANGAR AREA RESTORATION (6,700 SQUARE YARDS)	120,000	0	60,000	60,000
THIEF RIVER FALLS REGIONAL AIRPORT	SITE PREPARATION-MPSH FOR FBO AND 3 T-HANGARS	100,000	0	50,000	50,000
THIEF RIVER FALLS REGIONAL AIRPORT	NEW APRON/TXY FOR FBO & HANGAR AREA ACCESS	300,000	0	150,000	150,000
THIEF RIVER FALLS REGIONAL AIRPORT	2-WAY RADIO FOR SNOWBLOWER TRUCK	1,200	0	840	360
THIEF RIVER FALLS REGIONAL AIRPORT	LAND ACQUISITION	150,000	142,500	0	7,500
THIEF RIVER FALLS REGIONAL AIRPORT	ENVIRONMENTAL ASSESSMENT	75,000	71,250	0	3,750
THIEF RIVER FALLS REGIONAL AIRPORT	EQUIPMENT - MAINT TRUCK (NEW)	22,000	0	15,400	6,600
WARREN MUNICIPAL AIRPORT	FENCING IMPROVEMENTS	4,000	0	3,200	800
WARREN MUNICIPAL AIRPORT	PAVEMENT CRACK REPAIR AND NW TO N DRAINAGE	25,000	0	20,000	5,000
WARREN MUNICIPAL AIRPORT	ROAD IMPROVEMENTS	6,000	0	4,800	1,200
WARROAD INTERNATIONAL AIRPORT-SWEDE CARLSON FIELD	ARRIVAL/DEPARTURE BUILDING (75% EST. ELIGIBLE - FBO PORTION NOT)	300,000	277,500	-28,050	50,550
WARROAD INTERNATIONAL AIRPORT-SWEDE CARLSON FIELD	CENTER POINT FUELING SYSTEM	15,000	0	10,500	4,500
WARROAD INTERNATIONAL AIRPORT-SWEDE CARLSON FIELD	CRACK REPAIR	8,000	0	5,600	2,400
WARROAD INTERNATIONAL AIRPORT-SWEDE CARLSON FIELD	MAINTENANCE STORAGE BUILDING	100,000	80,000	10,000	10,000
WARROAD INTERNATIONAL AIRPORT-SWEDE CARLSON FIELD	SNOWBLOWER ATTACHMENT	10,000	9,500	0	500

**ATP: 2****Fiscal Year: 2006****STIP for FY 2006 - 2008**

<b>Airport</b>	<b>Description</b>	<b>Total Project Cost</b>	<b>FAA Funding</b>	<b>State Funding</b>	<b>Municipal Funding</b>
WARROAD INTERNATIONAL AIRPORT-SWEDE CARLSON FIELD	TAXIWAY FROST HEAVE REHAB	16,000	15,200	0	800
WASKISH MUNICIPAL AIRPORT	LARGE TRACTOR / MOWER	25,000	0	20,000	5,000
<b>Summary for Year = 2006 (50 projects)</b>		<b>\$5,634,300</b>	<b>\$3,131,595</b>	<b>\$1,008,790</b>	<b>\$1,493,915</b>

**ATP: 2****Fiscal Year: 2007****STIP for FY 2006 - 2008**

Airport	Description	Total Project Cost	FAA Funding	State Funding	Municipal Funding
BAGLEY MUNICIPAL AIRPORT	ARRIVAL/DEPARTURE BUILDING / MAINTENANCE BUILDING	70,000	0	56,000	14,000
BAGLEY MUNICIPAL AIRPORT	REPLACE ROTATING BEACON	45,000	0	36,000	9,000
BAUDETTE INTERNATIONAL AIRPORT	REMOVE SEA WALL AT SEAPLANE BASE	20,000	0	14,000	6,000
BEMIDJI REGIONAL AIRPORT	CONSTRUCT T-HANGAR	230,000	0	0	230,000
BEMIDJI REGIONAL AIRPORT	CRACK RESEALING, ROUTE AND SEAL	30,000	0	21,000	9,000
BEMIDJI REGIONAL AIRPORT	WETLAND FOR STORM WATER RETENTION	45,000	42,750	0	2,250
BEMIDJI REGIONAL AIRPORT	RELOCATE LOCALIZER-RWY 13	250,000	237,500	0	12,500
BEMIDJI REGIONAL AIRPORT	GPS WITH ODALS FOR RUNWAY 25 APPROACH	50,000	47,500	0	2,500
BEMIDJI REGIONAL AIRPORT	GLYCOL CONTAINMENT POND	75,000	71,250	0	3,750
BEMIDJI REGIONAL AIRPORT	CONSTRUCT SNOW REMOVAL BUILDING	736,000	699,200	0	36,800
BEMIDJI REGIONAL AIRPORT	T-HANGAR CONSTRUCTION INCREMENT-2 SITE PREP	75,000	0	0	75,000
CROOKSTON MUNICIPAL AIRPORT - KIRKWOOD FIELD	CRACK REPAIR (SEPT 2006)	5,000	0	3,500	1,500
CROOKSTON MUNICIPAL AIRPORT - KIRKWOOD FIELD	RECONSTRUCT ENTRANCE ROAD & OVERLAY PARKING LOT	130,000	123,500	0	6,500
CROOKSTON MUNICIPAL AIRPORT - KIRKWOOD FIELD	REZONE AIRPORT FOR PRECISION APPROACHES	3,000	0	0	3,000
CROOKSTON MUNICIPAL AIRPORT - KIRKWOOD FIELD	T-HANGAR - 10 UNITS	200,000	190,000	0	10,000
CROOKSTON MUNICIPAL AIRPORT - KIRKWOOD FIELD	T-HANGAR SITE PREPARATION	40,000	38,000	0	2,000
FERTILE MUNICIPAL AIRPORT	2000-FT TURF CROSSWIND RUNWAY	150,000	0	120,000	30,000
FOSSTON MUNICIPAL AIRPORT	TRUCK AND SNOW PLOW	45,000	40,500	0	4,500
FOSSTON MUNICIPAL AIRPORT	TURF RUNWAY CONSTRUCTION OR EXTENSION	350,000	332,500	0	17,500
FOSSTON MUNICIPAL AIRPORT	PAVED TAXIWAY CONSTRUCTION OR EXTENSION	325,000	308,750	0	16,250
HALLOCK MUNICIPAL AIRPORT	PAVED ENTRANCE ROAD	45,000	42,750	0	2,250
PARK RAPIDS MUNICIPAL AIRPORT - KONSHOK FIELD	2 UNICOM RADIOS/MAINT. EQUIP.	2,500	0	1,750	750
PARK RAPIDS MUNICIPAL AIRPORT - KONSHOK FIELD	2 UNICOM RADIOS/SNOW REMOVAL EQUIP	2,500	0	1,750	750
PARK RAPIDS MUNICIPAL AIRPORT - KONSHOK FIELD	DEER FENCE	100,000	95,000	0	5,000
PARK RAPIDS MUNICIPAL AIRPORT - KONSHOK FIELD	HANGAR LIGHTING	10,000	0	5,000	5,000
PARK RAPIDS MUNICIPAL AIRPORT - KONSHOK FIELD	HIRL PROTECTOR PADS	75,000	71,250	0	3,750

**ATP: 2****Fiscal Year: 2007****STIP for FY 2006 - 2008**

<b>Airport</b>	<b>Description</b>	<b>Total Project Cost</b>	<b>FAA Funding</b>	<b>State Funding</b>	<b>Municipal Funding</b>
PARK RAPIDS MUNICIPAL AIRPORT - KONSHOK FIELD	MOLD BOARD PLOW FOR FRONT END LOADER	25,000	23,750	0	1,250
PINEY-PINECREEK BORDER AIRPORT	1.5" MILL & 2" OVERLAY RUNWAY 15/33	175,000	0	175,000	0
RED LAKE FALLS MUNICIPAL AIRPORT	FEE SIMPLE LAND PURCHASE (12-?? ACRES)	10,000	0	8,000	2,000
RED LAKE FALLS MUNICIPAL AIRPORT	UNICOM RADIO AND GPS NAVIGATIONAL AID	1,500	0	1,200	300
ROSEAU MUNICIPAL AIRPORT - RUDY BILLBERG FIELD	EXTEND RWY 835 FT. - 24 APPROACH (TURF)	78,000	74,100	0	3,900
ROSEAU MUNICIPAL AIRPORT - RUDY BILLBERG FIELD	SITE PREPARATION (10 UNIT T-HANGAR)	85,000	80,750	0	4,250
ROSEAU MUNICIPAL AIRPORT - RUDY BILLBERG FIELD	DEER FENCING (PHASE 1)	113,000	107,350	0	5,650
ROSEAU MUNICIPAL AIRPORT - RUDY BILLBERG FIELD	CRACK SEALING	10,000	9,500	0	500
STEPHEN MUNICIPAL AIRPORT	DRAINAGE SYSTEM IMPROVEMENTS	6,000	0	4,800	1,200
THIEF RIVER FALLS REGIONAL AIRPORT	REPLACE RWY/TXY LIGHTING	290,000	275,500	0	14,500
THIEF RIVER FALLS REGIONAL AIRPORT	PAVED PARKING LOT	120,000	0	84,000	36,000
THIEF RIVER FALLS REGIONAL AIRPORT	RELOCATE CSAH #17 (RUNWAY ENCROACHMENT)	400,000	380,000	0	20,000
THIEF RIVER FALLS REGIONAL AIRPORT	RECONDITION RUNWAY 13/31 & TAXIWAY	2,000,000	1,900,000	0	100,000
THIEF RIVER FALLS REGIONAL AIRPORT	INSTALL INSTRUMENT LANDING SYSTEM (ILS) 13/31	1,000,000	950,000	0	50,000
THIEF RIVER FALLS REGIONAL AIRPORT	EXTEND RUNWAY 13/31 & TAXIWAY	4,000,000	3,800,000	0	200,000
THIEF RIVER FALLS REGIONAL AIRPORT	4-UNIT LARGE BAY HANGAR	200,000	190,000	0	10,000
THIEF RIVER FALLS REGIONAL AIRPORT	RELOCATE THREE SPONSOR HANGARS	40,000	0	20,000	20,000
WARREN MUNICIPAL AIRPORT	PAVEMENT CRACK REPAIR	10,000	0	8,000	2,000
WARROAD INTERNATIONAL AIRPORT-SWEDE CARLSON FIELD	CRACK REPAIR	8,000	0	5,600	2,400
WASKISH MUNICIPAL AIRPORT	TEMPORARY AIRPORT LIGHTING SYSTEM (TALS)	16,000	0	16,000	0
<b>Summary for Year = 2007 (46 projects)</b>		<b>\$11,696,500</b>	<b>\$10,131,400</b>	<b>\$581,600</b>	<b>\$983,500</b>

## ATP: 2

**Fiscal Year: 2008**

**STIP for FY 2006 - 2008**

Airport	Description	Total Project Cost	FAA Funding	State Funding	Municipal Funding
BAGLEY MUNICIPAL AIRPORT	AVGAS FACILITY	60,000	0	30,000	30,000
BAGLEY MUNICIPAL AIRPORT	USED SNOWPLOW TRUCK	50,000	0	40,000	10,000
BAUDETTE INTERNATIONAL AIRPORT	HANGAR SITE PREP	50,000	47,500	0	2,500
BAUDETTE INTERNATIONAL AIRPORT	MPSH-HANGAR CONSTRUCTION	100,000	95,000	0	5,000
BAUDETTE INTERNATIONAL AIRPORT	CREDIT CARD FUEL FACILITY/LIGHTS AND FENCE	30,000	28,500	0	1,500
BEMIDJI REGIONAL AIRPORT	EXPAND TERMINAL PARKING	150,000	142,500	0	7,500
BEMIDJI REGIONAL AIRPORT	INSTALL FULL ILS - RUNWAY 13	600,000	570,000	0	30,000
BEMIDJI REGIONAL AIRPORT	RELOCATE RWY 13-31 (PHASE I)	1,500,000	1,425,000	0	75,000
BEMIDJI REGIONAL AIRPORT	CONSTRUCT T-HANGAR (INCREMENT 2)	350,000	0	0	350,000
BEMIDJI REGIONAL AIRPORT	CRACK RESEALING, ROUTE AND SEAL	30,000	0	21,000	9,000
BEMIDJI REGIONAL AIRPORT	FBO HANGAR EXPANSION	300,000	0	0	300,000
BEMIDJI REGIONAL AIRPORT	DESIGN AND BUILD NEW ARFF FACILITY	300,000	285,000	0	15,000
CROOKSTON MUNICIPAL AIRPORT - KIRKWOOD FIELD	MEDIUM APPROACH LIGHTING SYSTEM RUNWAY (MALSR) ALIGN	160,000	152,000	0	8,000
CROOKSTON MUNICIPAL AIRPORT - KIRKWOOD FIELD	RWY 13-31 EXTEND 700FT AND WIDEN TO 100FT W/TAXIWAY	1,855,000	1,762,250	0	92,750
FOSSTON MUNICIPAL AIRPORT	LARGE MOWER/TRACTOR	25,000	0	17,500	7,500
HALLOCK MUNICIPAL AIRPORT	PAVED TAXIWAY EXTENSION	50,000	47,500	0	2,500
PARK RAPIDS MUNICIPAL AIRPORT - KONSHOK FIELD	PAVE/EXTEND X-WIND RUNWAY	1,000,000	950,000	0	50,000
PARK RAPIDS MUNICIPAL AIRPORT - KONSHOK FIELD	REPLACE/RELOCATE JET FUEL TANK	50,000	0	25,000	25,000
PARK RAPIDS MUNICIPAL AIRPORT - KONSHOK FIELD	PAVE CONNECTING TAXIWAY TO RUNWAY 18-36	110,000	104,500	0	5,500
PARK RAPIDS MUNICIPAL AIRPORT - KONSHOK FIELD	16 UNIT TEE HANGAR	350,000	0	350,000	0
PARK RAPIDS MUNICIPAL AIRPORT - KONSHOK FIELD	HANGAR SITE PREP	176,600	0	88,300	88,300
PARK RAPIDS MUNICIPAL AIRPORT - KONSHOK FIELD	FBO HANGAR	1,000,000	0	500,000	500,000
PINEY-PINECREEK BORDER AIRPORT	AIRPORT LAYOUT PLAN	15,000	0	15,000	0
PINEY-PINECREEK BORDER AIRPORT	CONSTRUCT CROSSWIND RWY W/LAND ACQUISITION	500,000	0	500,000	0
ROSEAU MUNICIPAL AIRPORT - RUDY BILLBERG FIELD	T-HANGARS (10 UNIT)	220,000	209,000	0	11,000
ROSEAU MUNICIPAL AIRPORT - RUDY BILLBERG FIELD	ARRIVAL/DEPARTURE BUILDING	175,000	166,250	0	8,750

**ATP: 2****Fiscal Year: 2008****STIP for FY 2006 - 2008**

<b>Airport</b>	<b>Description</b>	<b>Total Project Cost</b>	<b>FAA Funding</b>	<b>State Funding</b>	<b>Municipal Funding</b>
ROSEAU MUNICIPAL AIRPORT - RUDY BILLBERG FIELD	CRACK SEALING	10,000	9,500	0	500
ROSEAU MUNICIPAL AIRPORT - RUDY BILLBERG FIELD	DEER FENCING (PHASE 2)	113,000	107,350	0	5,650
STEPHEN MUNICIPAL AIRPORT	SECURITY ITEMS (FENCING/SECURITY LIGHTS)	20,000	0	16,000	4,000
THIEF RIVER FALLS REGIONAL AIRPORT	PAVED APRON & TIE-DOWN AREA	400,000	0	280,000	120,000
THIEF RIVER FALLS REGIONAL AIRPORT	TRACTOR SNOW BROOM	180,000	171,000	0	9,000
WARREN MUNICIPAL AIRPORT	HANGAR BUILDING (HANGAR LOAN)	150,000	0	150,000	0
WARREN MUNICIPAL AIRPORT	UPGRADE ASPHALT RUNWAY	140,000	0	112,000	28,000
WARROAD INTERNATIONAL AIRPORT-SWEDE CARLSON FIELD	CRACK REPAIR & SEAL COAT	200,000	190,000	0	10,000
WARROAD INTERNATIONAL AIRPORT-SWEDE CARLSON FIELD	HANGAR SITE PREPARATION (MPSH)	50,000	47,500	0	2,500
WARROAD INTERNATIONAL AIRPORT-SWEDE CARLSON FIELD	MULTIPLE PLANE STORAGE HANGAR (MPSH)	120,000	114,000	0	6,000
WARROAD INTERNATIONAL AIRPORT-SWEDE CARLSON FIELD	SEWER SERVICE EXTENSION (ON AIRPORT ONLY)	300,000	0	210,000	90,000
WASKISH MUNICIPAL AIRPORT	MULTIPLE PLANE STORAGE HANGAR (MPSH)	30,000	0	30,000	0
<b>Summary for Year = 2008 (38 projects)</b>		<b>\$10,919,600</b>	<b>\$6,624,350</b>	<b>\$2,384,800</b>	<b>\$1,910,450</b>

**ATP: 3****Fiscal Year: 2006****STIP for FY 2006 - 2008**

<b>Airport</b>	<b>Description</b>	<b>Total Project Cost</b>	<b>FAA Funding</b>	<b>State Funding</b>	<b>Municipal Funding</b>
BACKUS MUNICIPAL AIRPORT	HANGAR SITE PREPARATION	5,000	0	2,500	2,500
BRAINERD LAKES REGIONAL AIRPORT	AIRPORT LAYOUT PLAN	8,000	0	6,400	1,600
BRAINERD LAKES REGIONAL AIRPORT	DEDICATED RUNWAY BROOM	375,000	356,250	0	18,750
BRAINERD LAKES REGIONAL AIRPORT	RUNWAY VACUUM	150,000	142,500	0	7,500
BRAINERD LAKES REGIONAL AIRPORT	T-HANGAR SITE PREPARATION	90,000	0	45,000	45,000
BRAINERD LAKES REGIONAL AIRPORT	TAXIWAY 05/23 REHABILITATION/SHOULDER PAVING	600,000	570,000	0	30,000
BUFFALO MUNICIPAL AIRPORT	ARRIVAL/DEPARTURE BUILDING	388,000	0	271,600	116,400
BUFFALO MUNICIPAL AIRPORT	ENVIRONMENTAL ASSESSMENT FOR RUNWAY EXTENSION	60,000	57,000	0	3,000
CAMBRIDGE MUNICIPAL AIRPORT	COMMERCIAL HANGAR AREA DEVELOPMENT	150,000	0	75,000	75,000
CAMBRIDGE MUNICIPAL AIRPORT	CRACK REHABILITATION	25,000	23,750	0	1,250
CAMBRIDGE MUNICIPAL AIRPORT	ARRIVAL ROAD	300,000	285,000	0	15,000
LITTLE FALLS-MORRISON COUNTY AIRPORT	HANGAR SITE PREPARATION	100,000	0	50,000	50,000
LITTLE FALLS-MORRISON COUNTY AIRPORT	LAND ACQUISITION - RUNWAY EXTENSION	200,000	190,000	0	10,000
LITTLE FALLS-MORRISON COUNTY AIRPORT	PLANS & SPECS FOR HANGAR - UPFRONT LOCAL \$	22,000	0	0	22,000
LITTLE FALLS-MORRISON COUNTY AIRPORT	RECONSTRUCT PARKING LOT	70,000	0	49,000	21,000
LITTLE FALLS-MORRISON COUNTY AIRPORT	RIDING LAWN MOWER	5,000	0	3,500	1,500
LITTLE FALLS-MORRISON COUNTY AIRPORT	8 UNIT T-HANGAR - NOT ON HANGAR LOAN LIST!	180,000	0	0	180,000
LONG PRAIRIE MUNICIPAL AIRPORT - TODD FIELD	3-FUNCTION RADIO CONTROLLER	7,000	0	4,900	2,100
LONG PRAIRIE MUNICIPAL AIRPORT - TODD FIELD	PERIMETER FENCING - HEIGHT?	50,000	47,500	0	2,500
LONGVILLE MUNICIPAL AIRPORT	PULL TYPE MOWER FOR TRACTOR	56,000	0	39,200	16,800
LONGVILLE MUNICIPAL AIRPORT	TRACTOR WITH SNOW SCOOP	98,800	93,860	0	4,940
LONGVILLE MUNICIPAL AIRPORT	FILL FOR SE AIRPORT PROPERTY	8,000	0	5,600	2,400
LONGVILLE MUNICIPAL AIRPORT	TRUCK AND SNOWPLOW/SNOWBLOWER	106,000	100,700	0	5,300
MAPLE LAKE MUNICIPAL AIRPORT	PAVED RUNWAY OVERLAY	150,000	0	120,000	30,000
MAPLE LAKE MUNICIPAL AIRPORT	SNOW REMOVAL EQUIPMENT-PAYLOADER	70,000	0	56,000	14,000
MAPLE LAKE MUNICIPAL AIRPORT	PAVED RUNWAY EXTENSION	900,000	0	720,000	180,000

**ATP: 3****Fiscal Year: 2006****STIP for FY 2006 - 2008**

<b>Airport</b>	<b>Description</b>	<b>Total Project Cost</b>	<b>FAA Funding</b>	<b>State Funding</b>	<b>Municipal Funding</b>
MAPLE LAKE MUNICIPAL AIRPORT	MAPPING-ZONES AND EASEMENTS	25,000	0	20,000	5,000
MAPLE LAKE MUNICIPAL AIRPORT	LIGHTING UPGRADE	130,000	0	104,000	26,000
MAPLE LAKE MUNICIPAL AIRPORT	LAND ACQUISITION-EASEMENTS	220,000	0	176,000	44,000
MAPLE LAKE MUNICIPAL AIRPORT		200,000	0	160,000	40,000
MAPLE LAKE MUNICIPAL AIRPORT	FOG SEAL FOR TAXIWAY	15,000	0	12,000	3,000
MAPLE LAKE MUNICIPAL AIRPORT	CRACK SEAL	8,000	0	6,400	1,600
MAPLE LAKE MUNICIPAL AIRPORT	AWOS UPGRADE	67,500	0	67,500	0
MORA MUNICIPAL AIRPORT	PARALLEL TAXIWAY - 800 FT. EXTENSION	200,000	190,000	0	10,000
MORA MUNICIPAL AIRPORT	RUNWAY 17/35 - 800 FT. EXTENSION (GRADING AND BASE)	350,000	332,500	0	17,500
MORA MUNICIPAL AIRPORT	RUNWAY 17/35 REHABILITATION	700,000	665,000	0	35,000
MORA MUNICIPAL AIRPORT	RWY 11/29 (TURF) CONSTRUCTION	500,000	475,000	0	25,000
MORA MUNICIPAL AIRPORT	EA & LAND SURVEY REIMBURSEMENT (CROSSWIND/PROJECT FORMULATION)	71,900	68,305	0	3,595
PAYNESVILLE MUNICIPAL AIRPORT	CRACK SEALING	5,000	0	4,000	1,000
PINE RIVER REGIONAL AIRPORT	MOWER ATTACHMENT FOR TRACTOR	10,000	0	7,000	3,000
PINE RIVER REGIONAL AIRPORT	PHASE 1 APRON EXPANSION	110,000	104,500	0	5,500
PINE RIVER REGIONAL AIRPORT	RELOCATE NDB	44,000	0	30,800	13,200
PRINCETON MUNICIPAL AIRPORT	CROSSWIND RWY 3/21 - APPROACH LAND ACQ.	400,000	380,000	0	20,000
PRINCETON MUNICIPAL AIRPORT	CROSSWIND RWY 3/21 - ENVIRONMENTAL ASSESSMENT	80,000	76,000	0	4,000
REMER MUNICIPAL AIRPORT	TRACTOR/LOADER/MOWER	5,500	0	3,300	2,200
SAUK CENTRE MUNICIPAL AIRPORT	CLEAR ZONE TREE REMOVAL	30,900	0	24,720	6,180
SAUK CENTRE MUNICIPAL AIRPORT	EAW FOR RUNWAY EXTENSION	10,300	0	8,240	2,060
SAUK CENTRE MUNICIPAL AIRPORT	PAPI	26,500	0	21,200	5,300
SAUK CENTRE MUNICIPAL AIRPORT	PROPERTY ACQUISITION FOR SOUTH CLEAR ZONE	82,400	0	65,920	16,480
SAUK CENTRE MUNICIPAL AIRPORT	RUNWAY END TURNAROUND - RWY 32	12,700	0	10,160	2,540
SAUK CENTRE MUNICIPAL AIRPORT	RUNWAY EXTENSION	108,200	0	86,560	21,640
SAUK CENTRE MUNICIPAL AIRPORT	T-HANGAR	360,500	0	360,500	0

**ATP: 3****Fiscal Year: 2006****STIP for FY 2006 - 2008**

<b>Airport</b>	<b>Description</b>	<b>Total Project Cost</b>	<b>FAA Funding</b>	<b>State Funding</b>	<b>Municipal Funding</b>
ST. CLOUD REGIONAL AIRPORT	RUNWAY VISUAL RANGE (RVR) EQUIPMENT	50,000	47,500	0	2,500
ST. CLOUD REGIONAL AIRPORT	X-WIND RWY 5/23 EXTENSION WETLAND MITIGATION	1,000,000	950,000	0	50,000
ST. CLOUD REGIONAL AIRPORT	X-WIND RWY 5-23 GLIDE SLOPE EQUIPMENT	500,000	0	350,000	150,000
ST. CLOUD REGIONAL AIRPORT	X-WIND RWY 5-23 EXTENSION PROPERTY ACQUISITION	2,750,000	2,612,500	0	137,500
ST. CLOUD REGIONAL AIRPORT	X-WIND RWY 5-23 EXTENSION EA	200,000	190,000	0	10,000
ST. CLOUD REGIONAL AIRPORT	X-WIND RWY 5-23 EXTENSION DESIGN	350,000	332,500	0	17,500
ST. CLOUD REGIONAL AIRPORT	TRACTOR/MOWER	150,000	0	105,000	45,000
ST. CLOUD REGIONAL AIRPORT	RWY 13/31 INSET PAV'T LIGHTING	990,000	940,500	0	49,500
ST. CLOUD REGIONAL AIRPORT	PROPERTY ACQUISITION FOR AIRPORT PROTECTION	5,000,000	0	3,500,000	1,500,000
ST. CLOUD REGIONAL AIRPORT	MAINTENANCE TRUCK	50,000	0	35,000	15,000
ST. CLOUD REGIONAL AIRPORT	TAXIWAY D EDGE LIGHTS	160,000	152,000	0	8,000
WALKER MUNICIPAL AIRPORT	LAND ACQUISITION FOR RUNWAY EXTENSION	50,000	47,500	0	2,500
WALKER MUNICIPAL AIRPORT	PAVED TAXIWAY OVERLAY/REHAB	5,000	4,750	0	250
WALKER MUNICIPAL AIRPORT	SKIDLOADER/BRUSH HOG MOWER	30,000	0	21,000	9,000
WALKER MUNICIPAL AIRPORT	PAVED RUNWAY OVERLAY/REHAB	168,000	159,600	0	8,400
WALKER MUNICIPAL AIRPORT	AIRPORT ZONING	5,000	0	3,500	1,500
WALKER MUNICIPAL AIRPORT	PAVED APRON OVERLAY/REHAB	40,000	38,000	0	2,000
WALKER MUNICIPAL AIRPORT	OBSTRUCTION REMOVAL	2,000	1,900	0	100
<b>Summary for Year = 2006 (70 projects)</b>		<b>\$19,447,200</b>	<b>\$9,634,615</b>	<b>\$6,631,500</b>	<b>\$3,181,085</b>

**ATP: 3****Fiscal Year: 2007****STIP for FY 2006 - 2008**

<b>Airport</b>	<b>Description</b>	<b>Total Project Cost</b>	<b>FAA Funding</b>	<b>State Funding</b>	<b>Municipal Funding</b>
BACKUS MUNICIPAL AIRPORT	CLEARING & GRUBBING	10,000	0	6,000	4,000
BRAINERD LAKES REGIONAL AIRPORT	OBSTRUCTION REMOVAL	100,000	95,000	0	5,000
BRAINERD LAKES REGIONAL AIRPORT	RUNWAY 12/30 REHABILITATION	400,000	0	280,000	120,000
BRAINERD LAKES REGIONAL AIRPORT	E. BLDG TAXILANES AND GRADING	280,000	266,000	0	14,000
BRAINERD LAKES REGIONAL AIRPORT	E. BLDG ACCESS ROAD AND PARKING	475,000	0	332,500	142,500
BRAINERD LAKES REGIONAL AIRPORT	DE-ICING EQUIPMENT	10,000	0	7,000	3,000
BRAINERD LAKES REGIONAL AIRPORT	CRACK SEALING AND REPAIR	120,000	0	84,000	36,000
BRAINERD LAKES REGIONAL AIRPORT	10 UNIT TEE HANGAR	350,000	0	350,000	0
BROOTEN MUNICIPAL AIRPORT	CRACK REPAIR & SEALING	5,000	0	4,000	1,000
BUFFALO MUNICIPAL AIRPORT	WETLAND MITIGATION	53,000	50,350	0	2,650
BUFFALO MUNICIPAL AIRPORT	CONSTRUCT PARKING LOT AND HANGAR ACCESS ROAD	100,000	0	70,000	30,000
BUFFALO MUNICIPAL AIRPORT	MIRLS AND REILS	200,000	190,000	0	10,000
BUFFALO MUNICIPAL AIRPORT	PAPI	61,000	57,950	0	3,050
BUFFALO MUNICIPAL AIRPORT	PAVED TAXIWAY EXTENSION (1950 X 40)	400,000	380,000	0	20,000
BUFFALO MUNICIPAL AIRPORT	PERIMETER FENCING - X' HEIGHT	50,000	47,500	0	2,500
BUFFALO MUNICIPAL AIRPORT	RUNWAY EXTENSION - 450' SOUTH END	250,000	237,500	0	12,500
BUFFALO MUNICIPAL AIRPORT	TAXIWAY SIGNING	34,000	32,300	0	1,700
BUFFALO MUNICIPAL AIRPORT	TEAR DOWN HANGAR IN PRIMARY SURFACE	110,000	104,500	0	5,500
LITTLE FALLS-MORRISON COUNTY AIRPORT	FBO MAINTENANCE FACILITY	150,000	0	75,000	75,000
LONG PRAIRIE MUNICIPAL AIRPORT - TODD FIELD	ENVIRONMENTAL ASSESSMENT	60,000	57,000	0	3,000
LONGVILLE MUNICIPAL AIRPORT	AIRPORT SIGNING	9,300	0	6,510	2,790
LONGVILLE MUNICIPAL AIRPORT	CRACK REPAIR AND SEALING	8,000	7,600	0	400
LONGVILLE MUNICIPAL AIRPORT	INSTALL PAPIS	50,000	47,500	0	2,500
LONGVILLE MUNICIPAL AIRPORT	PAVED RUNWAY RESURFACING	350,000	332,500	0	17,500
LONGVILLE MUNICIPAL AIRPORT	PAVED TAXIWAY & APRON RESURFACING	100,000	95,000	0	5,000
LONGVILLE MUNICIPAL AIRPORT	SNOW REMOVAL EQUIPMENT STORAGE BUILDING	60,000	57,000	0	3,000
MAPLE LAKE MUNICIPAL AIRPORT	APRON RECONSTRUCTION	35,000	0	28,000	7,000

**ATP: 3****Fiscal Year: 2007****STIP for FY 2006 - 2008**

<b>Airport</b>	<b>Description</b>	<b>Total Project Cost</b>	<b>FAA Funding</b>	<b>State Funding</b>	<b>Municipal Funding</b>
MAPLE LAKE MUNICIPAL AIRPORT	TRUCK WITH SNOWPLOW	35,000	0	28,000	7,000
MAPLE LAKE MUNICIPAL AIRPORT	CRACK SEAL	8,000	0	6,400	1,600
MAPLE LAKE MUNICIPAL AIRPORT	AIRPORT LAYOUT PLAN (ALP) UPDATE	30,000	0	24,000	6,000
MAPLE LAKE MUNICIPAL AIRPORT	SNOW REMOVAL EQUIPMENT-EQUIPMENT BUILDING	25,000	0	20,000	5,000
MORA MUNICIPAL AIRPORT	SEWER AND WATER CONNECTIONS	10,000	0	7,000	3,000
MORA MUNICIPAL AIRPORT	SRE BUILDING	150,000	142,500	0	7,500
MORA MUNICIPAL AIRPORT	TAXIWAY & APRON RESURFACING	250,000	237,500	0	12,500
PAYNESVILLE MUNICIPAL AIRPORT	BEACON, REILS, PAPI	118,000	0	94,400	23,600
PAYNESVILLE MUNICIPAL AIRPORT	CRACK SEALING	5,000	0	4,000	1,000
PAYNESVILLE MUNICIPAL AIRPORT	FOG SEAL	20,000	0	16,000	4,000
PINE RIVER REGIONAL AIRPORT	SNOW REMOVAL EQUIPMENT STORAGE BUILDING	35,000	33,250	0	1,750
PINE RIVER REGIONAL AIRPORT	RUNWAY OVERLAY (3,000')	145,000	137,750	0	7,250
PRINCETON MUNICIPAL AIRPORT	SRE / MAINTENANCE BLDG (40' X 40')	120,000	114,000	0	6,000
PRINCETON MUNICIPAL AIRPORT	FIELD LIGHTING UPGRADE	50,000	47,500	0	2,500
PRINCETON MUNICIPAL AIRPORT	CRACK REPAIR	20,000	19,000	0	1,000
SAUK CENTRE MUNICIPAL AIRPORT	EXPAND PARKING & TIE DOWN AREA	32,800	0	26,240	6,560
SAUK CENTRE MUNICIPAL AIRPORT	PROPERTY ACQUISITION FOR PARALLEL TAXIWAY	114,800	0	91,840	22,960
SAUK CENTRE MUNICIPAL AIRPORT	SECURITY FENCING	27,300	0	21,840	5,460
ST. CLOUD REGIONAL AIRPORT	T-HANGAR	280,000	0	224,000	56,000
ST. CLOUD REGIONAL AIRPORT	X-WIND TXY RECONSTRUCTION & EXTENSION	1,700,000	1,615,000	0	85,000
ST. CLOUD REGIONAL AIRPORT	X-WIND RWY 5-23 HIRLS	155,000	147,250	0	7,750
ST. CLOUD REGIONAL AIRPORT	X-WIND RWY 5-23 EXTENSION	3,800,000	3,610,000	0	190,000
ST. CLOUD REGIONAL AIRPORT	T-HANGAR SITE PREP	55,000	0	27,500	27,500
ST. CLOUD REGIONAL AIRPORT	RENTAL CAR MAINTENANCE FACILITY	150,000	0	0	150,000
ST. CLOUD REGIONAL AIRPORT	RCONSTRUCT GA APRON	1,000,000	0	700,000	300,000
ST. CLOUD REGIONAL AIRPORT	MAINTENANCE TRUCK	50,000	0	35,000	15,000
ST. CLOUD REGIONAL AIRPORT	HIGH SPEED PLOW TRUCK	270,000	0	189,000	81,000

**ATP: 3****Fiscal Year: 2007****STIP for FY 2006 - 2008**

<b>Airport</b>	<b>Description</b>	<b>Total Project Cost</b>	<b>FAA Funding</b>	<b>State Funding</b>	<b>Municipal Funding</b>
ST. CLOUD REGIONAL AIRPORT	X-WIND MALSR & PRECISION APPROACH RWY 5-23	760,000	722,000	0	38,000
STAPLES MUNICIPAL AIRPORT	APRON REHABILITATION	150,000	142,500	0	7,500
STAPLES MUNICIPAL AIRPORT	ENTRANCE ROAD/HANGAR AREA/PARKING LOT REHAB	100,000	60,000	20,000	20,000
STAPLES MUNICIPAL AIRPORT	TAXIWAY CONSTRUCTION/REHABILITATION	350,000	332,500	0	17,500
WALKER MUNICIPAL AIRPORT	FENCING	250,000	237,500	0	12,500
<b>Summary for Year = 2007 (59 projects)</b>		<b>\$14,096,200</b>	<b>\$9,655,950</b>	<b>\$2,778,230</b>	<b>\$1,662,020</b>

**ATP: 3****Fiscal Year: 2008****STIP for FY 2006 - 2008**

<b>Airport</b>	<b>Description</b>	<b>Total Project Cost</b>	<b>FAA Funding</b>	<b>State Funding</b>	<b>Municipal Funding</b>
BACKUS MUNICIPAL AIRPORT	ESTABLISH TURF	5,000	0	3,000	2,000
BRAINERD LAKES REGIONAL AIRPORT	MALS RUNWAY 5	290,800	276,260	0	14,540
BROOTEN MUNICIPAL AIRPORT	CRACK REPAIR & SEALING	5,000	0	4,000	1,000
BUFFALO MUNICIPAL AIRPORT	10-UNIT REPLACEMENT HANGAR	200,000	0	200,000	0
BUFFALO MUNICIPAL AIRPORT	HANGAR SITE PREPARATION - 10-UNIT REPLACEMENT	80,000	0	40,000	40,000
BUFFALO MUNICIPAL AIRPORT	TIE DOWN AREA APRON EXTENSION (200' X 300')	120,000	114,000	0	6,000
CAMBRIDGE MUNICIPAL AIRPORT	T-HANGAR SITE PREPARATION	55,000	0	27,500	27,500
LITTLE FALLS-MORRISON COUNTY AIRPORT	X-WIND RWY 5/23 LIGHTS & PAPIS	250,000	237,500	0	12,500
LITTLE FALLS-MORRISON COUNTY AIRPORT	X-WIND RWY 5/23 SITE PREPARATION	100,000	95,000	0	5,000
LITTLE FALLS-MORRISON COUNTY AIRPORT	X-WIND RWY 5/23 CONSTRUCTION	400,000	380,000	0	20,000
LITTLE FALLS-MORRISON COUNTY AIRPORT	SWEEPER FOR TRACTOR	85,000	80,750	0	4,250
LITTLE FALLS-MORRISON COUNTY AIRPORT	RWY 13/31 REHABILITATE 500FT	100,000	95,000	0	5,000
LITTLE FALLS-MORRISON COUNTY AIRPORT	RWY 13/31 EXTEND TAXIWAY	75,000	71,250	0	3,750
LITTLE FALLS-MORRISON COUNTY AIRPORT	PRECISION GPS APPROACH	100,000	0	100,000	0
LONG PRAIRIE MUNICIPAL AIRPORT - TODD FIELD	LAND ACQUISITION-SAFETY ZONE	80,000	76,000	0	4,000
LONG PRAIRIE MUNICIPAL AIRPORT - TODD FIELD	PAST LAND PURCHASE (7701-02, -05)	31,000	29,450	0	1,550
LONG PRAIRIE MUNICIPAL AIRPORT - TODD FIELD	RUNWAY RECONSTRUCTION AND EXTENSION	1,167,000	1,108,650	0	58,350
LONG PRAIRIE MUNICIPAL AIRPORT - TODD FIELD	LAND ACQUISITION-EXTENSION	40,000	38,000	0	2,000
LONGVILLE MUNICIPAL AIRPORT	BEACON INSTALLATION OR REPAIR	50,000	0	35,000	15,000
LONGVILLE MUNICIPAL AIRPORT	CRACK REPAIR AND SEALING	8,000	7,600	0	400
LONGVILLE MUNICIPAL AIRPORT	PAVED TAXIWAY CONSTRUCTION - PHASE 2	120,000	114,000	0	6,000
LONGVILLE MUNICIPAL AIRPORT	SECURITY ITEMS (FENCING)	14,000	13,300	0	700
MAPLE LAKE MUNICIPAL AIRPORT	FEASIBILITY STUDY/ENVIRONMENTAL ASSESSMENT	15,000	0	12,000	3,000
MAPLE LAKE MUNICIPAL AIRPORT	T-HANGAR	60,000	0	60,000	0
MAPLE LAKE MUNICIPAL AIRPORT	CRACK SEAL	8,000	0	6,400	1,600
MORA MUNICIPAL AIRPORT	BUILDING AREA DEVELOPMENT - TAXILANES	100,000	95,000	0	5,000

**ATP: 3****Fiscal Year: 2008****STIP for FY 2006 - 2008**

<b>Airport</b>	<b>Description</b>	<b>Total Project Cost</b>	<b>FAA Funding</b>	<b>State Funding</b>	<b>Municipal Funding</b>
MORA MUNICIPAL AIRPORT	SRE - TRUCK WITH PLOW	150,000	142,500	0	7,500
MORA MUNICIPAL AIRPORT	T-HANGAR CONSTRUCTION	150,000	0	150,000	0
MORA MUNICIPAL AIRPORT	T-HANGAR SITE PREPARATION	50,000	47,500	0	2,500
MORA MUNICIPAL AIRPORT	TAXIWAY LIGHTING	220,000	209,000	0	11,000
PAYNESVILLE MUNICIPAL AIRPORT	10 UNIT T-HANGAR	400,000	0	400,000	0
PAYNESVILLE MUNICIPAL AIRPORT	CRACK SEALING	5,000	0	4,000	1,000
PINE RIVER REGIONAL AIRPORT	SITE PREP NORTH HANGAR FINAL PHASE	12,000	0	6,000	6,000
PINE RIVER REGIONAL AIRPORT	LAND ACQUISITION FOR CROSSWIND RUNWAY	185,000	175,750	0	9,250
PINE RIVER REGIONAL AIRPORT	NORTH HANGAR TAXILANES FINAL PHASE	22,000	20,900	0	1,100
PRINCETON MUNICIPAL AIRPORT	CROSSWIND RWY 3/21 (2,000 FT. TURF) - CONSTRUCT	263,000	249,850	0	13,150
SAUK CENTRE MUNICIPAL AIRPORT	PARALLEL TAXIWAY	185,500	0	148,400	37,100
ST. CLOUD REGIONAL AIRPORT	HIGH SPEED PLOW TRUCK	270,000	0	189,000	81,000
ST. CLOUD REGIONAL AIRPORT	RECONSTRUCT GA APRON	1,000,000	950,000	0	50,000
ST. CLOUD REGIONAL AIRPORT	RWY 5-23 PARALLAEL TXY	1,500,000	1,425,000	0	75,000
ST. CLOUD REGIONAL AIRPORT	T-HANGAR	280,000	0	224,000	56,000
ST. CLOUD REGIONAL AIRPORT	T-HANGAR SITE PREP	55,000	0	27,500	27,500
STAPLES MUNICIPAL AIRPORT	HANGAR SITE PREPARATION AND PAVING	60,000	57,000	0	3,000
STAPLES MUNICIPAL AIRPORT	TEE HANGAR CONSTRUCTION	160,000	152,000	0	8,000
WALKER MUNICIPAL AIRPORT	PAVE RUNWAY EXTENSION	300,000	285,000	0	15,000
WALKER MUNICIPAL AIRPORT	CONSTRUCT RUNWAY EXTENSION	350,000	332,500	0	17,500
<b>Summary for Year = 2008 (46 projects)</b>		<b>\$9,176,300</b>	<b>\$6,878,760</b>	<b>\$1,636,800</b>	<b>\$660,740</b>

**ATP: 4****Fiscal Year: 2006****STIP for FY 2006 - 2008**

<b>Airport</b>	<b>Description</b>	<b>Total Project Cost</b>	<b>FAA Funding</b>	<b>State Funding</b>	<b>Municipal Funding</b>
ALEXANDRIA MUNICIPAL AIRPORT - CHANDLER FIELD	MASTER PLAN UPDATE	150,000	142,500	0	7,500
ALEXANDRIA MUNICIPAL AIRPORT - CHANDLER FIELD	SEAL COAT RUNWAY & TAXIWAYS	300,000	285,000	0	15,000
ALEXANDRIA MUNICIPAL AIRPORT - CHANDLER FIELD	TRUCK WITH SNOWPLOW AND SANDER	130,000	123,500	0	6,500
BENSON MUNICIPAL AIRPORT - VETERANS FIELD	CAROUSEL HANGAR CONSTRUCTION	90,000	0	90,000	0
BENSON MUNICIPAL AIRPORT - VETERANS FIELD	CRACK REPAIR AND SEALING	5,000	4,750	0	250
BENSON MUNICIPAL AIRPORT - VETERANS FIELD	FEASIBILITY STUDY/ENVIRONMENTAL ASSESSMENT CROSSWIND RUNWAY	40,000	38,000	0	2,000
DETROIT LAKES MUNICIPAL AIRPORT - WETHING FIELD	TAXILANE TO PRIVATE HANGARS	72,000	0	36,000	36,000
DETROIT LAKES MUNICIPAL AIRPORT - WETHING FIELD	SNOW REMOVAL EQUIPEMENT	253,000	240,350	0	12,650
DETROIT LAKES MUNICIPAL AIRPORT - WETHING FIELD	REPLACE HANGAR DOORS	20,000	0	10,000	10,000
DETROIT LAKES MUNICIPAL AIRPORT - WETHING FIELD	PAINT HANGARS	70,000	0	35,000	35,000
DETROIT LAKES MUNICIPAL AIRPORT - WETHING FIELD	FBO MAINT. BLDG/SNOW REMOVAL EQUIP. BLDG	1,283,800	1,219,610	0	64,190
DETROIT LAKES MUNICIPAL AIRPORT - WETHING FIELD	WATER & SEWER EXTENSION	144,408	0	101,086	43,322
ELBOW LAKE MUNICIPAL AIRPORT-PRIDE OF THE PRAIRIE	FBO HANGAR	400,000	0	200,000	200,000
ELBOW LAKE MUNICIPAL AIRPORT-PRIDE OF THE PRAIRIE	OBSTRUCTION REMOVAL	2,000	1,900	0	100
ELBOW LAKE MUNICIPAL AIRPORT-PRIDE OF THE PRAIRIE	TAXIWAY REFLECTORS	1,000	950	0	50
ELBOW LAKE MUNICIPAL AIRPORT-PRIDE OF THE PRAIRIE	REMOTE COMMUNICATIONS OUTLET	12,000	0	8,400	3,600
ELBOW LAKE MUNICIPAL AIRPORT-PRIDE OF THE PRAIRIE	REILS	29,000	27,550	0	1,450
ELBOW LAKE MUNICIPAL AIRPORT-PRIDE OF THE PRAIRIE	RECONSTRUCT APRON AND EXPAND APRON	268,000	254,600	0	13,400
ELBOW LAKE MUNICIPAL AIRPORT-PRIDE OF THE PRAIRIE	PHASE 2 EA, PRELIMINARY DESIGN, LAND SURVEYS	51,500	48,925	0	2,575
ELBOW LAKE MUNICIPAL AIRPORT-PRIDE OF THE PRAIRIE	PAVED RUNWAY CONSTRUCTION (3400' X 60')	633,000	601,350	0	31,650
ELBOW LAKE MUNICIPAL AIRPORT-PRIDE OF THE PRAIRIE	PAVED ENTRANCE ROAD (20' X 3038')	189,000	179,550	0	9,450

**ATP: 4****Fiscal Year: 2006****STIP for FY 2006 - 2008**

<b>Airport</b>	<b>Description</b>	<b>Total Project Cost</b>	<b>FAA Funding</b>	<b>State Funding</b>	<b>Municipal Funding</b>
ELBOW LAKE MUNICIPAL AIRPORT-PRIDE OF THE PRAIRIE	PAVED CONNECTING TAXIWAY CONST (504' X 25')	41,000	38,950	0	2,050
ELBOW LAKE MUNICIPAL AIRPORT-PRIDE OF THE PRAIRIE	PAPIS	39,000	37,050	0	1,950
ELBOW LAKE MUNICIPAL AIRPORT-PRIDE OF THE PRAIRIE	AIRPORT ZONING	30,000	0	21,000	9,000
ELBOW LAKE MUNICIPAL AIRPORT-PRIDE OF THE PRAIRIE	12-UNIT "T" HANGAR	350,000	0	350,000	0
ELBOW LAKE MUNICIPAL AIRPORT-PRIDE OF THE PRAIRIE	HANGAR SITE PREPARATION	88,000	0	44,000	44,000
ELBOW LAKE MUNICIPAL AIRPORT-PRIDE OF THE PRAIRIE	AIRFIELD GUIDANCE SIGNS	10,000	9,500	0	500
ELBOW LAKE MUNICIPAL AIRPORT-PRIDE OF THE PRAIRIE	NON-DIRECTIONAL BEACON	55,000	0	55,000	0
ELBOW LAKE MUNICIPAL AIRPORT-PRIDE OF THE PRAIRIE	AUTOMATED WEATHER STATION	75,000	0	75,000	0
ELBOW LAKE MUNICIPAL AIRPORT-PRIDE OF THE PRAIRIE	ELECTRICAL SERVICES BUILDING	10,000	9,500	0	500
ELBOW LAKE MUNICIPAL AIRPORT-PRIDE OF THE PRAIRIE	FEE SIMPLE/ EASEMENT ACQUISITION	297,000	282,150	0	14,850
ELBOW LAKE MUNICIPAL AIRPORT-PRIDE OF THE PRAIRIE	MEDIUM INTENSITY RUNWAY LIGHTS	133,000	126,350	0	6,650
ELBOW LAKE MUNICIPAL AIRPORT-PRIDE OF THE PRAIRIE	3 FUNCTION RADIO CONTROLLER	7,000	6,650	0	350
FERGUS FALLS MUNICIPAL AIRPORT-EINAR MICKELSON FLD	AVGAS FUEL UPGRADE	60,000	57,000	0	3,000
FERGUS FALLS MUNICIPAL AIRPORT-EINAR MICKELSON FLD	SNOW REMOVAL EQUIPMENT STORAGE BUILDING	400,000	380,000	0	20,000
FERGUS FALLS MUNICIPAL AIRPORT-EINAR MICKELSON FLD	TERMINAL ACCESS/SECURITY IMPROVEMENTS	10,000	9,500	0	500
GLENWOOD MUNICIPAL AIRPORT	AUTO PARKING CONSTRUCTION	18,000	0	12,600	5,400
GLENWOOD MUNICIPAL AIRPORT	REHABILITATE PAVEMENT - TAXIWAY B & APRON B-1	256,000	243,200	0	12,800
GLENWOOD MUNICIPAL AIRPORT	REHABILITATE PAVEMENT - TXWY A & APRON A	202,000	191,900	0	10,100

**ATP: 4****Fiscal Year: 2006****STIP for FY 2006 - 2008**

<b>Airport</b>	<b>Description</b>	<b>Total Project Cost</b>	<b>FAA Funding</b>	<b>State Funding</b>	<b>Municipal Funding</b>
GLENWOOD MUNICIPAL AIRPORT	PAVEMENT REHABILITATION - RUNWAY 15/33	980,000	931,000	0	49,000
GLENWOOD MUNICIPAL AIRPORT	ENTRANCE ROAD CONSTRUCTION	100,000	95,000	0	5,000
GLENWOOD MUNICIPAL AIRPORT	OBSTRUCTION REMOVAL - HILL	40,000	38,000	0	2,000
HAWLEY MUNICIPAL AIRPORT	CRACK FILL RUNWAY/APRON	50,000	47,500	0	2,500
HAWLEY MUNICIPAL AIRPORT	REPLACE MIRLS	46,000	43,700	0	2,300
HAWLEY MUNICIPAL AIRPORT	REPLACE VASI WITH PAPI	48,000	45,600	0	2,400
HAWLEY MUNICIPAL AIRPORT	RUNWAY 15/33 EXTENSION	190,000	180,500	0	9,500
HENNING MUNICIPAL AIRPORT	VASI	6,000	0	0	6,000
HERMAN MUNICIPAL AIRPORT	DRAINAGE SYSTEM IMPROVEMENTS	3,000	0	2,400	600
MAHNOMEN COUNTY AIRPORT	RUNWAY 16/34 PAVEMENT DESIGN	60,000	57,000	0	3,000
MAHNOMEN COUNTY AIRPORT	INSTALL MIRLS, PAPI, REILS RW 16/34	170,000	161,500	0	8,500
MAHNOMEN COUNTY AIRPORT	PAVED RUNWAY CONSTRUCTION-3400 FEET16/34	1,300,000	1,235,000	0	65,000
MOORHEAD MUNICIPAL AIRPORT	LAND ACQUISITION FOR XWIND RUNWAY (FEE 114 - EASE 28)	280,000	266,000	0	14,000
MOORHEAD MUNICIPAL AIRPORT	USED SNOWBLOWER	100,000	95,000	0	5,000
MORRIS MUNICIPAL AIRPORT	6 UNIT TEE HANGAR	132,000	125,400	0	6,600
MORRIS MUNICIPAL AIRPORT	SNOWBLOWER/CAB AND HEATER FOR TORO GROUNDMASTEER	8,500	0	5,950	2,550
MORRIS MUNICIPAL AIRPORT	SAND SEAL RUNWAY, TAXIWAY AND ENTRANCE ROAD	29,000	27,550	0	1,450
MORRIS MUNICIPAL AIRPORT	USED COURTESY CAR	2,000	0	0	2,000
MORRIS MUNICIPAL AIRPORT	4.5 HP SNOW BLOWER WITH ELECTRIC START	400	0	280	120
MORRIS MUNICIPAL AIRPORT	2" OVERLAY VOR ROAD	4,600	0	3,220	1,380
MORRIS MUNICIPAL AIRPORT	PAINT STRIPPING	5,000	0	3,500	1,500
MORRIS MUNICIPAL AIRPORT	HANGAR SITE PREPARATION	40,000	38,000	0	2,000
NEW YORK MILLS MUNICIPAL AIRPORT	CLEAN DRAINAGE DITCH	1,000	0	800	200
NEW YORK MILLS MUNICIPAL AIRPORT	PARKING LOT IMPROVEMENTS	800	0	640	160
ORTONVILLE MUNICIPAL AIRPORT - MARTINSON FIELD	PAVED APRON OVERLAY	26,000	24,700	0	1,300
ORTONVILLE MUNICIPAL AIRPORT - MARTINSON FIELD	PAVED TAXIWAY OVERLAY	26,000	24,700	0	1,300

**ATP: 4****Fiscal Year: 2006****STIP for FY 2006 - 2008**

<b>Airport</b>	<b>Description</b>	<b>Total Project Cost</b>	<b>FAA Funding</b>	<b>State Funding</b>	<b>Municipal Funding</b>
ORTONVILLE MUNICIPAL AIRPORT - MARTINSON FIELD	PAVED ENTRANCE ROAD REPAIR	5,000	4,750	0	250
ORTONVILLE MUNICIPAL AIRPORT - MARTINSON FIELD	AIRPORT SIGNING	2,500	2,375	0	125
ORTONVILLE MUNICIPAL AIRPORT - MARTINSON FIELD	PAVED RUNWAY OVERLAY	250,000	237,500	0	12,500
PELICAN RAPIDS MUNICIPAL AIRPORT - LYON'S FIELD	8 UNIT HANGAR	160,000	0	160,000	0
PELICAN RAPIDS MUNICIPAL AIRPORT - LYON'S FIELD	NEW FUEL PUMPS	25,000	0	12,500	12,500
PELICAN RAPIDS MUNICIPAL AIRPORT - LYON'S FIELD	PAVED PARKING LOT CONSTRUCTION	10,000	0	8,000	2,000
PELICAN RAPIDS MUNICIPAL AIRPORT - LYON'S FIELD	RESURFACE APRON	70,000	0	56,000	14,000
PERHAM MUNICIPAL AIRPORT	HANGAR SITE PREPARATION AND PAVING	10,000	0	5,000	5,000
PERHAM MUNICIPAL AIRPORT	TEE HANGAR CONSTRUCTION	30,000	0	30,000	0
STARBUCK MUNICIPAL AIRPORT	TURF TAXIWAY CONSTRUCTION	90,280	0	72,224	18,056
WADENA MUNICIPAL AIRPORT	ENVIRONMENTAL ASSESSMENT FOR CROSSWIND RUNWAY	30,000	28,500	0	1,500
WHEATON MUNICIPAL AIRPORT	FUEL SYSTEM UPGRADE	50,000	0	25,000	25,000
<b>Summary for Year = 2006 (77 projects)</b>		<b>\$10,605,788</b>	<b>\$8,269,560</b>	<b>\$1,423,600</b>	<b>\$912,628</b>

**ATP: 4****Fiscal Year: 2007****STIP for FY 2006 - 2008**

<b>Airport</b>	<b>Description</b>	<b>Total Project Cost</b>	<b>FAA Funding</b>	<b>State Funding</b>	<b>Municipal Funding</b>
ALEXANDRIA MUNICIPAL AIRPORT - CHANDLER FIELD	HANGAR SITE PREPARATION	115,000	0	57,500	57,500
ALEXANDRIA MUNICIPAL AIRPORT - CHANDLER FIELD	MEDIUM INTENSITY TAXIWAY LIGHTING	275,000	261,250	0	13,750
ALEXANDRIA MUNICIPAL AIRPORT - CHANDLER FIELD	MILL AND OVERLAY APRON	100,000	95,000	0	5,000
ALEXANDRIA MUNICIPAL AIRPORT - CHANDLER FIELD	SNOWBLOWER	65,000	61,750	0	3,250
ALEXANDRIA MUNICIPAL AIRPORT - CHANDLER FIELD	TEE HANGAR	250,000	0	250,000	0
BENSON MUNICIPAL AIRPORT - VETERANS FIELD	CONSTRUCT PAVED CROSSWIND RUNWAY	1,000,000	950,000	0	50,000
BENSON MUNICIPAL AIRPORT - VETERANS FIELD	OVERLAY APRON	50,000	47,500	0	2,500
BENSON MUNICIPAL AIRPORT - VETERANS FIELD	CRACK REPAIR AND SEALING	5,000	4,750	0	250
BENSON MUNICIPAL AIRPORT - VETERANS FIELD	LAND ACQUISITION CROSSWIND RUNWAY	200,000	190,000	0	10,000
DETROIT LAKES MUNICIPAL AIRPORT - WETHING FIELD	HANGAR SITE PREPARATION	45,000	0	22,500	22,500
DETROIT LAKES MUNICIPAL AIRPORT - WETHING FIELD	PAVED RUNWAY RECONSTRUCTION AND WIDENING	6,974,000	6,625,300	0	348,700
DETROIT LAKES MUNICIPAL AIRPORT - WETHING FIELD	T-HANGAR CONSTRUCTION	132,000	0	132,000	0
ELBOW LAKE MUNICIPAL AIRPORT-PRIDE OF THE PRAIRIE	SNOW REMOVAL EQUIPMENT	90,000	85,500	0	4,500
ELBOW LAKE MUNICIPAL AIRPORT-PRIDE OF THE PRAIRIE	SNOW REMOVAL EQUIPMENT STORAGE BUILDING	175,000	166,250	0	8,750
FERGUS FALLS MUNICIPAL AIRPORT-EINAR MICKELSON FLD	CLEAN & SEAL APRON CONRCETE JOINTS	200,000	0	140,000	60,000
FERGUS FALLS MUNICIPAL AIRPORT-EINAR MICKELSON FLD	VOR	350,000	0	350,000	0
FERGUS FALLS MUNICIPAL AIRPORT-EINAR MICKELSON FLD	RECONSTRUCT ENTRANCE ROAD	200,000	190,000	0	10,000
FERGUS FALLS MUNICIPAL AIRPORT-EINAR MICKELSON FLD	EMERGENCY GENERATOR	60,000	0	42,000	18,000
HAWLEY MUNICIPAL AIRPORT	8 UNIT TEE HANGAR	200,000	0	200,000	0
HAWLEY MUNICIPAL AIRPORT	TEE HANGAR SITE PREPARATION AND PAVING	14,000	0	7,000	7,000
HENNING MUNICIPAL AIRPORT	3-FUNCTION RADIO CONTROLLER	3,000	0	3,000	0
HENNING MUNICIPAL AIRPORT	REILS	5,000	0	0	5,000
MAHNOMEN COUNTY AIRPORT	6 UNIT TEE HANGAR	150,000	142,500	0	7,500
MAHNOMEN COUNTY AIRPORT	CONSTRUCT TAXIWAY FOR 6 UNIT T-HANGAR	150,000	142,500	0	7,500

**ATP: 4****Fiscal Year: 2007****STIP for FY 2006 - 2008**

<b>Airport</b>	<b>Description</b>	<b>Total Project Cost</b>	<b>FAA Funding</b>	<b>State Funding</b>	<b>Municipal Funding</b>
MOORHEAD MUNICIPAL AIRPORT	RELOCATE AG. AIRCRAFT FACILITY	165,000	156,750	0	8,250
MOORHEAD MUNICIPAL AIRPORT	TURF XWIND RUNWAY (150' X 3400')	385,000	365,750	0	19,250
MORRIS MUNICIPAL AIRPORT	HEATING/WEATHER STRIPPING AND INSULATION FOR HANGAR	50,000	0	25,000	25,000
NEW YORK MILLS MUNICIPAL AIRPORT	AGGREGATE PARKING LOT	1,000	0	800	200
ORTONVILLE MUNICIPAL AIRPORT - MARTINSON FIELD	8 UNIT TEE HANGAR	175,000	166,250	0	8,750
ORTONVILLE MUNICIPAL AIRPORT - MARTINSON FIELD	FENCING/SECURITY ITEMS	10,000	9,500	0	500
ORTONVILLE MUNICIPAL AIRPORT - MARTINSON FIELD	HANGAR SITE PREPARATION	25,000	23,750	0	1,250
PERHAM MUNICIPAL AIRPORT	PAVED RUNWAY OVERLAY	250,000	0	200,000	50,000
STARBUCK MUNICIPAL AIRPORT	LIGHTED WINDSOCK	6,000	0	4,800	1,200
WADENA MUNICIPAL AIRPORT	PAVED RUNWAY AND TAXIWAY EXTENSION (400 FEET)	320,000	304,000	0	16,000
WADENA MUNICIPAL AIRPORT	TURF CROSSWIND RUNWAY CONSTRUCTION	360,000	342,000	0	18,000
WHEATON MUNICIPAL AIRPORT	HANGAR SITE PREP/PRIVATE HANGARS	60,000	57,000	0	3,000
WHEATON MUNICIPAL AIRPORT	PAVED APRON EXPANSION/REHAB	150,000	142,500	0	7,500
WHEATON MUNICIPAL AIRPORT	RECONST & RUNWAY EXTENSION/RD RELOC	1,200,000	1,140,000	0	60,000
<b>Summary for Year = 2007 (38 projects)</b>		<b>\$13,965,000</b>	<b>\$11,669,800</b>	<b>\$1,434,600</b>	<b>\$860,600</b>

**ATP: 4****Fiscal Year: 2008****STIP for FY 2006 - 2008**

<b>Airport</b>	<b>Description</b>	<b>Total Project Cost</b>	<b>FAA Funding</b>	<b>State Funding</b>	<b>Municipal Funding</b>
ALEXANDRIA MUNICIPAL AIRPORT - CHANDLER FIELD	CRACK REPAIR AND SEALING	30,000	28,500	0	1,500
ALEXANDRIA MUNICIPAL AIRPORT - CHANDLER FIELD	MALSR	250,000	237,500	0	12,500
ALEXANDRIA MUNICIPAL AIRPORT - CHANDLER FIELD	MEDIUM SIZE TRACTOR	30,000	0	21,000	9,000
BENSON MUNICIPAL AIRPORT - VETERANS FIELD	CRACK REPAIR AND SEALING	5,000	0	3,500	1,500
BENSON MUNICIPAL AIRPORT - VETERANS FIELD	ARRIVAL/DEPARTURE BUILDING IMPROVEMENTS	25,000	0	17,500	7,500
DETROIT LAKES MUNICIPAL AIRPORT - WETHING FIELD	PARKING LOT EXPANSION	10,500	0	7,350	3,150
ELBOW LAKE MUNICIPAL AIRPORT-PRIDE OF THE PRAIRIE	SEAPLANE DOCK AND ACCESS RAMP	50,000	0	35,000	15,000
ELBOW LAKE MUNICIPAL AIRPORT-PRIDE OF THE PRAIRIE	SECURITY FENCING	12,000	11,400	0	600
ELBOW LAKE MUNICIPAL AIRPORT-PRIDE OF THE PRAIRIE	HANGAR SITE PREPARATION	88,000	0	44,000	44,000
FERGUS FALLS MUNICIPAL AIRPORT-EINAR MICKELSON FLD	FOG SEAL RUNWAY 13/31 & PARALLEL TAXIWAY	20,000	19,000	0	1,000
FERGUS FALLS MUNICIPAL AIRPORT-EINAR MICKELSON FLD	OVERLAY DIAGONAL TAXIWAY	50,000	47,500	0	2,500
FERGUS FALLS MUNICIPAL AIRPORT-EINAR MICKELSON FLD	OVERLAY RUNWAY 17/35	90,000	85,500	0	4,500
GLENWOOD MUNICIPAL AIRPORT	HANGAR CONSTRUCTION	150,000	0	150,000	0
GLENWOOD MUNICIPAL AIRPORT	HANGAR SITE PREPARATION	50,000	0	25,000	25,000
GLENWOOD MUNICIPAL AIRPORT	APRON EXPANSION	50,000	47,500	0	2,500
MAHNOMEN COUNTY AIRPORT	ARRIVAL/DEPARTURE BUILDING	42,000	39,900	0	2,100
MAHNOMEN COUNTY AIRPORT	AVGAS FUEL FACILITY	30,000	28,500	0	1,500
MAHNOMEN COUNTY AIRPORT	MOWER	12,000	0	8,400	3,600
MAHNOMEN COUNTY AIRPORT	RELOCATE PRIVATE HANGAR #7	10,000	9,500	0	500
MAHNOMEN COUNTY AIRPORT	USED TRUCK AND SNOWPLOW	40,000	38,000	0	2,000
MOORHEAD MUNICIPAL AIRPORT	HANGAR SITE PREPARATION	180,000	0	90,000	90,000
MOORHEAD MUNICIPAL AIRPORT	EXTEND PARALLEL TAXIWAY	185,000	175,750	0	9,250
MOORHEAD MUNICIPAL AIRPORT	EXTEND RUNWAY TO 5000 FEET	260,000	247,000	0	13,000
MORRIS MUNICIPAL AIRPORT	TURF RUNWAY RECONSTRUCTION	11,000	0	7,700	3,300

**ATP: 4****Fiscal Year: 2008****STIP for FY 2006 - 2008**

<b>Airport</b>	<b>Description</b>	<b>Total Project Cost</b>	<b>FAA Funding</b>	<b>State Funding</b>	<b>Municipal Funding</b>
ORTONVILLE MUNICIPAL AIRPORT - MARTINSON FIELD	UNDERGROUND STORAGE TANK UPGRADE	2,500	0	1,250	1,250
ORTONVILLE MUNICIPAL AIRPORT - MARTINSON FIELD	ARRIVAL/DEPARTURE BUILDING	100,000	95,000	0	5,000
PELICAN RAPIDS MUNICIPAL AIRPORT - LYON'S FIELD	MIRLS	60,000	0	48,000	12,000
PELICAN RAPIDS MUNICIPAL AIRPORT - LYON'S FIELD	PAVED RUNWAY CONSTRUCTION	550,000	0	440,000	110,000
PELICAN RAPIDS MUNICIPAL AIRPORT - LYON'S FIELD	REILS	30,000	0	24,000	6,000
PERHAM MUNICIPAL AIRPORT		24,000	0	19,200	4,800
STARBUCK MUNICIPAL AIRPORT	TRACTOR/LOADER/MOWER	23,000	0	18,400	4,600
WADENA MUNICIPAL AIRPORT	TRACTOR AND MOWER	40,000	0	28,000	12,000
WHEATON MUNICIPAL AIRPORT	REPLACE RUNWAY LIGHTS/VASI	175,000	166,250	0	8,750
<b>Summary for Year = 2008 (33 projects)</b>		<b>\$2,685,000</b>	<b>\$1,276,800</b>	<b>\$988,300</b>	<b>\$419,900</b>

**ATP: 6****Fiscal Year: 2006****STIP for FY 2006 - 2008**

<b>Airport</b>	<b>Description</b>	<b>Total Project Cost</b>	<b>FAA Funding</b>	<b>State Funding</b>	<b>Municipal Funding</b>
ALBERT LEA MUNICIPAL AIRPORT	ELECTRICAL SERVICES BUILDING/FEEDS	201,600	191,520	0	10,080
ALBERT LEA MUNICIPAL AIRPORT	MISCELLANEOUS OBSTRUCTION REMOVAL (TREES)	26,250	24,938	0	1,313
ALBERT LEA MUNICIPAL AIRPORT	NEW A/D, FBO BUILDING (PARTICIPATION VARIES BY SQ FT)	346,500	0	190,575	155,925
ALBERT LEA MUNICIPAL AIRPORT	SECURITY LIGHTS, FENCE, GATES	325,500	309,225	0	16,275
ALBERT LEA MUNICIPAL AIRPORT	DEMOLISH LARGE WOOD HANGAR (OBSTRUCTION REMOVAL)	31,500	29,925	0	1,575
AUSTIN MUNICIPAL AIRPORT	HIRLS WITH RADIO CONTROLLER	600,000	570,000	0	30,000
AUSTIN MUNICIPAL AIRPORT	MALSR (RWY 36 APPROACH)	220,000	209,000	0	11,000
AUSTIN MUNICIPAL AIRPORT	ODALS (RWY 18 APPROACH)	180,000	171,000	0	9,000
AUSTIN MUNICIPAL AIRPORT	POWERLINE RELOCATION	915,000	869,250	0	45,750
AUSTIN MUNICIPAL AIRPORT	RECONSTRUCT & EXPAND APRON (30,000 S.Y.)	2,000,000	1,900,000	0	100,000
AUSTIN MUNICIPAL AIRPORT	RECONSTRUCT RUNWAY (4800' X 100')	3,800,000	3,610,000	0	190,000
DODGE CENTER MUNICIPAL AIRPORT	FUEL SYSTEM UPGRADE	20,000	19,000	0	1,000
DODGE CENTER MUNICIPAL AIRPORT	PAVED COMMERCIAL TAXIWAY	300,000	285,000	0	15,000
DODGE CENTER MUNICIPAL AIRPORT	REILS	33,000	31,350	0	1,650
FARIBAULT MUNICIPAL AIRPORT	FEASIBILITY & ENVIRONMENTAL STUDIES (X-WIND)	70,000	66,500	0	3,500
FARIBAULT MUNICIPAL AIRPORT	PERIMETER FENCING - X' HEIGHT	200,000	190,000	0	10,000
HOUSTON COUNTY AIRPORT	ARRIVAL/DEPARTURE BUILDING WITH BATHROOMS	75,000	0	52,500	22,500
HOUSTON COUNTY AIRPORT	DRILL WELL - FIRE PROTECTION	30,000	0	21,000	9,000
HOUSTON COUNTY AIRPORT	FUEL TANKS	30,000	0	15,000	15,000
HOUSTON COUNTY AIRPORT	LAND ACQUISITION	50,000	47,500	0	2,500
HOUSTON COUNTY AIRPORT	PAST LAND PURCHASES (2801-02)	50,000	47,500	0	2,500
HOUSTON COUNTY AIRPORT	RUNWAY RELOCATION OR OBSTRUCTION REMOVAL	200,000	190,000	0	10,000
OWATONNA DEGNER REGIONAL AIRPORT	EA & PSE FOR X-WIND, ALP UPDATE	200,000	190,000	0	10,000
OWATONNA DEGNER REGIONAL AIRPORT	RUNWAY 04/22 ENGINEERING	132,632	126,000	0	6,632

**ATP: 6****Fiscal Year: 2006****STIP for FY 2006 - 2008**

<b>Airport</b>	<b>Description</b>	<b>Total Project Cost</b>	<b>FAA Funding</b>	<b>State Funding</b>	<b>Municipal Funding</b>
OWATONNA DEGNER REGIONAL AIRPORT	STORM WATER PREVENTION POLLUTION PLAN	20,000	19,000	0	1,000
OWATONNA DEGNER REGIONAL AIRPORT	EA & PSE FOR X-WIND, ALP UPDATE	200,000	0	140,000	60,000
OWATONNA DEGNER REGIONAL AIRPORT	BIT CROSSWIND RWY 04/22 CONSTRUCTION (3000-FT X 75-FT; PHASE I)	1,675,000	1,591,250	0	83,750
OWATONNA DEGNER REGIONAL AIRPORT	APRON EXPANSION - COMMERCIAL AREA	350,000	332,500	0	17,500
RED WING REGIONAL AIRPORT	LAND ACQUISITION/NOISE ABATE - 747TH ST (PHASE I)	200,000	190,000	0	10,000
RED WING REGIONAL AIRPORT	APRON EXPANSION	425,000	403,750	0	21,250
ROCHESTER INTERNATIONAL AIRPORT	HANGAR SITE PREPARATION	200,000	0	100,000	100,000
ROCHESTER INTERNATIONAL AIRPORT	T-HANGAR #5 - 10 UNITS	260,000	0	260,000	0
ROCHESTER INTERNATIONAL AIRPORT	STORM WATER DETENTION PONDS-IF ON AIRPORT LAND OR JUSTIFIED	300,000	285,000	0	15,000
ROCHESTER INTERNATIONAL AIRPORT	SNOW BLOWER (TRUCK MOUNTED)	500,000	0	350,000	150,000
ROCHESTER INTERNATIONAL AIRPORT	NAV LIGHTING	648,672	0	454,070	194,602
ROCHESTER INTERNATIONAL AIRPORT	LOADING BRIDGE TO GATE #5	265,000	0	185,500	79,500
ROCHESTER INTERNATIONAL AIRPORT	TERMINAL BUILDING SPRINKLER SYSTEM AND NEW WATER PIPING	340,000	0	238,000	102,000
ROCHESTER INTERNATIONAL AIRPORT	CAT II LANDING SYSTEM	500,000	0	500,000	0
ROCHESTER INTERNATIONAL AIRPORT	AIRFIELD ELECTRICAL EQUIPMENT BUILDING	275,000	0	192,500	82,500
ROCHESTER INTERNATIONAL AIRPORT	MAINTENANCE BUILDING EXPANSION	1,500,000	1,425,000	0	75,000
RUSHFORD MUNICIPAL AIRPORT	UPGRADE LIGHTING TO REMOVE VISUAL LIGHTS ON INSTRUMENT RWY 34	24,000	0	19,200	4,800
RUSHFORD MUNICIPAL AIRPORT	T-HANGAR SITE PREPARATION	16,000	0	8,000	8,000
RUSHFORD MUNICIPAL AIRPORT	MASTER PLAN	35,000	0	28,000	7,000
RUSHFORD MUNICIPAL AIRPORT	6-BAY T-HANGAR DOOR REPLACEMENT	10,000	0	5,000	5,000
RUSHFORD MUNICIPAL AIRPORT	CRACK SEALING	5,000	0	4,000	1,000
WINONA MUNICIPAL AIRPORT - MAX CONRAD FIELD	EA FOR RUNWAY EXTENSION AND LIGHTING SYSTEM	175,000	166,250	0	8,750
WINONA MUNICIPAL AIRPORT - MAX CONRAD FIELD	UPGRADE FUEL DISPENSER (100LL)	16,000	15,200	0	800
<b>Summary for Year = 2006 (47 projects)</b>		<b>\$17,976,654</b>	<b>\$13,505,658</b>	<b>\$2,763,345</b>	<b>\$1,707,651</b>

**ATP: 6****Fiscal Year: 2007****STIP for FY 2006 - 2008**

<b>Airport</b>	<b>Description</b>	<b>Total Project Cost</b>	<b>FAA Funding</b>	<b>State Funding</b>	<b>Municipal Funding</b>
ALBERT LEA MUNICIPAL AIRPORT	RUNWAY 16/34 RELOCATION AND PLAZA STREET	4,515,000	4,289,250	0	225,750
ALBERT LEA MUNICIPAL AIRPORT	HIRLS AND REILS RUNWAY 16/34	236,250	224,438	0	11,813
ALBERT LEA MUNICIPAL AIRPORT	LANDSIDE PARKING EXPANSION - PHASE I	46,200	0	32,340	13,860
ALBERT LEA MUNICIPAL AIRPORT	LIGHTED GUIDANCE SIGNS	90,300	85,785	0	4,515
ALBERT LEA MUNICIPAL AIRPORT	NEW 100 X 120 FBO FACILITY	241,500	0	120,750	120,750
ALBERT LEA MUNICIPAL AIRPORT	NEW WIND SOCK	21,000	19,950	0	1,050
ALBERT LEA MUNICIPAL AIRPORT	PAPI RUNWAY 16/34	76,650	72,818	0	3,833
ALBERT LEA MUNICIPAL AIRPORT	PROTECT NATURAL GAS LINE	163,800	155,610	0	8,190
ALBERT LEA MUNICIPAL AIRPORT	REHAB PARALLEL TAXIWAY	338,100	321,195	0	16,905
AUSTIN MUNICIPAL AIRPORT	FENCING/SECURITY ITEMS	25,000	23,750	0	1,250
AUSTIN MUNICIPAL AIRPORT	INSTRUMENT LANDING SYSTEM	500,000	0	500,000	0
AUSTIN MUNICIPAL AIRPORT	TRUCK & SNOW PLOW	100,000	95,000	0	5,000
DODGE CENTER MUNICIPAL AIRPORT	SNOW REMOVAL EQUIPMENT - TRUCK WITH SNOW PLOW	50,000	47,500	0	2,500
FARIBAULT MUNICIPAL AIRPORT	LAND ACQUISITION (PHASE I - X-WIND)	175,000	166,250	0	8,750
FARIBAULT MUNICIPAL AIRPORT	LAND ACQUISITION (PHASE II - X-WIND)	175,000	166,250	0	8,750
HOUSTON COUNTY AIRPORT	MILL AND OVERLAY RUNWAY	400,000	380,000	0	20,000
HOUSTON COUNTY AIRPORT	OVERLAY ENTRANCE ROAD	10,000	9,500	0	500
HOUSTON COUNTY AIRPORT	OVERLAY PARKING LOT	10,000	0	7,000	3,000
HOUSTON COUNTY AIRPORT	OVERLAY TAXIWAYS	30,000	28,500	0	1,500
OWATONNA DEGNER REGIONAL AIRPORT	T-HANGAR SITE PREPARATION	75,000	0	37,500	37,500
OWATONNA DEGNER REGIONAL AIRPORT	TANDEM TRUCK WITH PLOW	140,000	133,000	0	7,000
OWATONNA DEGNER REGIONAL AIRPORT	BIT CROSSWIND RWY 04/22 CONSTRUCTION (3000-FT X 75-FT; PHASE II)	1,675,000	1,591,250	0	83,750
OWATONNA DEGNER REGIONAL AIRPORT	11 UNIT T-HANGAR	300,000	0	300,000	0
RED WING REGIONAL AIRPORT	APRON CRACK REPAIR AND SEALING	35,000	33,250	0	1,750
RED WING REGIONAL AIRPORT	PARKING LOT EXPANSION	40,000	38,000	0	2,000
RED WING REGIONAL AIRPORT	TRACTOR W/SAND BUCKET & SWEEPER	90,000	85,500	0	4,500

**ATP: 6****Fiscal Year: 2007****STIP for FY 2006 - 2008**

<b>Airport</b>	<b>Description</b>	<b>Total Project Cost</b>	<b>FAA Funding</b>	<b>State Funding</b>	<b>Municipal Funding</b>
RED WING REGIONAL AIRPORT	AIRPORT MASTER PLAN	50,000	47,500	0	2,500
ROCHESTER INTERNATIONAL AIRPORT	MASTER PLAN AND ALP UPDATE	325,000	308,750	0	16,250
ROCHESTER INTERNATIONAL AIRPORT	REPLACE ELECTRICAL CABLE ON TXY LIGHTS	600,000	570,000	0	30,000
ROCHESTER INTERNATIONAL AIRPORT	TERMINAL BUILDING AIR CONDITIONER REPLACEMENT	450,000	0	315,000	135,000
ROCHESTER INTERNATIONAL AIRPORT	TRUCK WITH SNOW PLOW	350,000	332,500	0	17,500
RUSHFORD MUNICIPAL AIRPORT	CRACK SEALING	6,000	0	4,800	1,200
RUSHFORD MUNICIPAL AIRPORT	EXTEND RUNWAY 16 TO SOUTH 300-FT	45,000	0	36,000	9,000
RUSHFORD MUNICIPAL AIRPORT	FBO MAINTENANCE FACILITY	80,000	0	40,000	40,000
WINONA MUNICIPAL AIRPORT - MAX CONRAD FIELD	REPLACE APPROACH LIGHTING SYSTEM	1,800,000	1,710,000	0	90,000
WINONA MUNICIPAL AIRPORT - MAX CONRAD FIELD	OVERLAY RWY & TXWY 11/17, APRON, EXT RWY 11/17 301-FT, LIGHT	3,750,000	3,562,500	0	187,500
<b>Summary for Year = 2007 (36 projects)</b>		<b>\$17,014,800</b>	<b>\$14,498,045</b>	<b>\$1,393,390</b>	<b>\$1,123,365</b>

**ATP: 6****Fiscal Year: 2008****STIP for FY 2006 - 2008**

<b>Airport</b>	<b>Description</b>	<b>Total Project Cost</b>	<b>FAA Funding</b>	<b>State Funding</b>	<b>Municipal Funding</b>
ALBERT LEA MUNICIPAL AIRPORT	LAND-ULLAND PIT-FEE	70,035	66,533	0	3,502
ALBERT LEA MUNICIPAL AIRPORT	FUEL SYSTEM UPGRADE	26,250	0	13,125	13,125
AUSTIN MUNICIPAL AIRPORT	HANGAR SITE IMPROVEMENTS	150,000	0	75,000	75,000
AUSTIN MUNICIPAL AIRPORT	MASTER PLAN UPDATE	50,000	47,500	0	2,500
AUSTIN MUNICIPAL AIRPORT	PAST LAND PURCHASE REIMBURSEMENT	200,000	190,000	0	10,000
DODGE CENTER MUNICIPAL AIRPORT	HANGAR SITE PREPARATION	100,000	95,000	0	5,000
DODGE CENTER MUNICIPAL AIRPORT	PARALLEL TAXIWAY 16/34 (PHASE I)	500,000	475,000	0	25,000
DODGE CENTER MUNICIPAL AIRPORT	SNOW REMOVAL EQUIPMENT BUILDING	100,000	95,000	0	5,000
DODGE CENTER MUNICIPAL AIRPORT	TAXILANES PAVEMENT REHABILITATION	24,000	22,800	0	1,200
FARIBAULT MUNICIPAL AIRPORT	CONSTRUCT X-WIND RUNWAY - PHASE I, GRADING	250,000	237,500	0	12,500
FARIBAULT MUNICIPAL AIRPORT	LAND ACQUISITION (PHASE III - X-WIND)	175,000	166,250	0	8,750
FARIBAULT MUNICIPAL AIRPORT	VOR	350,000	0	350,000	0
HOUSTON COUNTY AIRPORT	VISIBLE LIGHT GLIDE SLOPE APPROACH (I.E. PAPI, VASI)	45,000	42,750	0	2,250
OWATONNA DEGNER REGIONAL AIRPORT	LAND ACQUISITION	200,000	190,000	0	10,000
OWATONNA DEGNER REGIONAL AIRPORT	LOADER/TRACTOR	100,000	0	70,000	30,000
OWATONNA DEGNER REGIONAL AIRPORT	MAINTENANCE BUILDING	40,000	0	28,000	12,000
RED WING REGIONAL AIRPORT	ADDITIONAL PROPERTY SETTLEMENT	170,000	161,500	0	8,500
RED WING REGIONAL AIRPORT	ARRIVAL/DEPARTURE EXPANSION	150,000	142,500	0	7,500
RED WING REGIONAL AIRPORT	LAND ACQUISITION/NOISE ABATEMENT (PHASE III)	167,000	158,650	0	8,350
RED WING REGIONAL AIRPORT	PAST LAND PURCHASE (PAR 5B)	32,000	30,400	0	1,600
ROCHESTER INTERNATIONAL AIRPORT	AIRFIELD PAVEMENT REHABILITATION	700,000	665,000	0	35,000
ROCHESTER INTERNATIONAL AIRPORT	CAT III LANDING SYSTEM	750,000	0	750,000	0
ROCHESTER INTERNATIONAL AIRPORT	CONSTRUCT TWY A-2 AT RWY 13/31	400,000	380,000	0	20,000
ROCHESTER INTERNATIONAL AIRPORT	TERMINAL BUILDING ROOFING	350,000	0	245,000	105,000
RUSHFORD MUNICIPAL AIRPORT	AIRPORT TRACTOR	40,000	0	32,000	8,000
RUSHFORD MUNICIPAL AIRPORT	EXPAND APRON	50,000	0	40,000	10,000

**ATP: 6****Fiscal Year: 2008****STIP for FY 2006 - 2008**

<b>Airport</b>	<b>Description</b>	<b>Total Project Cost</b>	<b>FAA Funding</b>	<b>State Funding</b>	<b>Municipal Funding</b>
RUSHFORD MUNICIPAL AIRPORT	F.O.G. SEAL COAT RUNWAY	15,000	0	12,000	3,000
WINONA MUNICIPAL AIRPORT - MAX CONRAD FIELD	SRE - SNOW REMOVAL EQUIPMENT	400,000	380,000	0	20,000
<b>Summary for Year = 2008 (28 projects)</b>		<b>\$5,604,285</b>	<b>\$3,546,383</b>	<b>\$1,615,125</b>	<b>\$442,777</b>

**ATP: 7****Fiscal Year: 2006****STIP for FY 2006 - 2008**

<b>Airport</b>	<b>Description</b>	<b>Total Project Cost</b>	<b>FAA Funding</b>	<b>State Funding</b>	<b>Municipal Funding</b>
BLUE EARTH MUNICIPAL AIRPORT	ARRIVAL/DEPARTURE BUILDING EXPANSION	75,000	0	52,500	22,500
BLUE EARTH MUNICIPAL AIRPORT	CRACK REPAIR & SEALING	8,000	0	5,600	2,400
BLUE EARTH MUNICIPAL AIRPORT	LAND ACQUISITION (55 AC) RWY EXTENSION & CLEAR ZONES	130,000	123,500	0	6,500
FAIRMONT MUNICIPAL AIRPORT	10-UNIT T-HANGAR	450,000	427,500	0	22,500
FAIRMONT MUNICIPAL AIRPORT	ALP UPDATE	35,000	33,250	0	1,750
FAIRMONT MUNICIPAL AIRPORT	CRACK REPAIR	110,000	104,500	0	5,500
JACKSON MUNICIPAL AIRPORT	LAND PURCHASE - 220 ACRES FOR FUTURE EXPANSION	750,000	712,500	0	37,500
LUVERNE MUNICIPAL AIRPORT - QUENTIN AANENSON FIELD	DESIGN SURVEYING/ENGINEERING FOR RWY PROJECT	150,000	142,500	0	7,500
LUVERNE MUNICIPAL AIRPORT - QUENTIN AANENSON FIELD	LAND ACQUISITION FOR NEW RUNWAY (75 ACRES, FEE, 40 ACRES EASEMENT)	405,000	384,750	0	20,250
LUVERNE MUNICIPAL AIRPORT - QUENTIN AANENSON FIELD	REPLACE LIGHTED WINDSOCK	6,000	5,700	0	300
MANKATO REGIONAL AIRPORT - SOHLER FIELD	6-UNIT T-HANGAR	400,000	0	400,000	0
MANKATO REGIONAL AIRPORT - SOHLER FIELD	STORMWATER DETENTION BASIN, DRAINAGE-RECONSTRUCT RWY 15-33, PHASE I	1,510,000	1,434,500	0	75,500
MANKATO REGIONAL AIRPORT - SOHLER FIELD	PAPIS-RUNWAY 4/22	180,000	171,000	0	9,000
MANKATO REGIONAL AIRPORT - SOHLER FIELD	LAND ACQUISITION FOR RUNWAY EXTENSION (WHEN JUSTIFIED)	340,000	323,000	0	17,000
MANKATO REGIONAL AIRPORT - SOHLER FIELD	LAWN MOWER	18,000	0	12,600	5,400
NEW ULM MUNICIPAL AIRPORT	BITUMINOUS CRACK SEALING/REPAIR	50,000	0	35,000	15,000
NEW ULM MUNICIPAL AIRPORT	COUNTY ROAD 27 RELOCATION	880,000	836,000	0	44,000
NEW ULM MUNICIPAL AIRPORT	FEE SIMPLE LAND PURCHASE (130 ACRES)-PRIMARY RWY EXT	780,000	741,000	0	39,000
NEW ULM MUNICIPAL AIRPORT	RUNWAY RECONSTRUCTION & EXTENSION	3,100,000	2,945,000	0	155,000
SPRINGFIELD MUNICIPAL AIRPORT	PARALLEL TAXIWAY	750,000	712,500	0	37,500
SPRINGFIELD MUNICIPAL AIRPORT	PAPI, REILS, AND LIGHTING UPGRADE	90,000	85,500	0	4,500
WASECA MUNICIPAL AIRPORT	OBSTRUCTION TREE REMOVAL	50,000	47,500	0	2,500
WASECA MUNICIPAL AIRPORT	HANGAR SITE PREP- STAGE 1	75,000	71,250	0	3,750

**ATP: 7****Fiscal Year: 2006****STIP for FY 2006 - 2008**

<b>Airport</b>	<b>Description</b>	<b>Total Project Cost</b>	<b>FAA Funding</b>	<b>State Funding</b>	<b>Municipal Funding</b>
WASECA MUNICIPAL AIRPORT	FUEL TANK REPLACEMENT	20,000	19,000	0	1,000
WELLS MUNICIPAL AIRPORT	FEASIBILITY STUDY & ALP	30,000	0	24,000	6,000
WELLS MUNICIPAL AIRPORT	TRACTOR/LOADER/MOWER	28,000	0	22,400	5,600
WELLS MUNICIPAL AIRPORT	TURF TAXIWAY CONSTRUCTION, DRAINAGE IMPROVEMENT	27,000	0	21,600	5,400
WORTHINGTON MUNICIPAL AIRPORT	BITUMINOUS RAMP RECONSTRUCTION	833,204	791,544	0	41,660
WORTHINGTON MUNICIPAL AIRPORT	T-HANGAR ENTRANCE ROAD	30,000	0	21,000	9,000
<b>Summary for Year = 2006 (29 projects)</b>		<b>\$11,310,204</b>	<b>\$10,111,994</b>	<b>\$594,700</b>	<b>\$603,510</b>

**ATP: 7****Fiscal Year: 2007****STIP for FY 2006 - 2008**

<b>Airport</b>	<b>Description</b>	<b>Total Project Cost</b>	<b>FAA Funding</b>	<b>State Funding</b>	<b>Municipal Funding</b>
BLUE EARTH MUNICIPAL AIRPORT	STANDBY GENERATOR	30,000	28,500	0	1,500
BLUE EARTH MUNICIPAL AIRPORT	CRACK REPAIR & SEALING	10,000	0	7,000	3,000
BLUE EARTH MUNICIPAL AIRPORT	NAVAIDS (PAPI & REILS)	100,000	95,000	0	5,000
BLUE EARTH MUNICIPAL AIRPORT	CONCRETE RUNWAY OVERLAY & 16/34 EXTENSION - 600 FT	1,270,000	1,206,500	0	63,500
FAIRMONT MUNICIPAL AIRPORT	MIRLS	150,000	142,500	0	7,500
FAIRMONT MUNICIPAL AIRPORT	PARTITIONS IN EXISTING T-HANGARS	40,000	0	20,000	20,000
FAIRMONT MUNICIPAL AIRPORT	BEACON INSTALLATION OR REPAIR	35,000	33,250	0	1,750
JACKSON MUNICIPAL AIRPORT	ENTRANCE ROAD AND PARKING LOT	200,000	190,000	0	10,000
JACKSON MUNICIPAL AIRPORT	NEW 4995' RWY AND TXY	5,000,000	4,750,000	0	250,000
JACKSON MUNICIPAL AIRPORT	NEW A/D BUILDING AND FBO HANGAR	800,000	0	560,000	240,000
LE SUEUR MUNICIPAL AIRPORT	LAND ACQUISITION/OBSTRUCTION REMOVAL	30,000	28,500	0	1,500
LE SUEUR MUNICIPAL AIRPORT	UPDATE FUEL SYSTEM	25,000	23,750	0	1,250
LIVERNE MUNICIPAL AIRPORT - QUENTIN AANENSON FIELD	NEW PAVED RWY & TWY	1,976,000	1,877,200	0	98,800
MANKATO REGIONAL AIRPORT - SOHLER FIELD	RECONSTRUCT RUNWAY 15-33, PHASE 2	2,400,000	2,280,000	0	120,000
MANKATO REGIONAL AIRPORT - SOHLER FIELD	SNOW REMOVAL EQUIPMENT-LOADER WITH BROOM	280,000	266,000	0	14,000
NEW ULM MUNICIPAL AIRPORT	CROSSWIND RUNWAY	1,350,000	1,282,500	0	67,500
NEW ULM MUNICIPAL AIRPORT	FEE SIMPLE LAND PURCHASE (70 AC) X-WIND RWY	420,000	399,000	0	21,000
NEW ULM MUNICIPAL AIRPORT	ILS	1,000,000	0	1,000,000	0
NEW ULM MUNICIPAL AIRPORT	PAST LAND PURCHASE	100,000	95,000	0	5,000
NEW ULM MUNICIPAL AIRPORT	RIDING LAWN MOWER	15,000	0	10,500	4,500
SLEEPY EYE MUNICIPAL AIRPORT	MAINT. EQUIP. BUILDING	22,500	0	18,000	4,500
SPRINGFIELD MUNICIPAL AIRPORT	ENVIRONMENTAL ASSESSMENT AND FEASIBILITY STUDY FOR RUNWAY 13/31	50,000	47,500	0	2,500
SPRINGFIELD MUNICIPAL AIRPORT	TAXIWAY TO T-HANGARS	30,000	28,500	0	1,500
SPRINGFIELD MUNICIPAL AIRPORT	T-HANGAR SITE PREPARATION	20,000	19,000	0	1,000
SPRINGFIELD MUNICIPAL AIRPORT	RELOCATE HANGAR	25,000	0	12,500	12,500

**ATP: 7****Fiscal Year: 2007****STIP for FY 2006 - 2008**

<b>Airport</b>	<b>Description</b>	<b>Total Project Cost</b>	<b>FAA Funding</b>	<b>State Funding</b>	<b>Municipal Funding</b>
SPRINGFIELD MUNICIPAL AIRPORT	HANGAR CONSTRUCTION - 6 UNITS	180,000	0	180,000	0
SPRINGFIELD MUNICIPAL AIRPORT	CROSS-WIND RUNWAY (2,000')	300,000	285,000	0	15,000
SPRINGFIELD MUNICIPAL AIRPORT	NEW 36' HANGAR DOOR	10,000	0	5,000	5,000
ST. JAMES MUNICIPAL AIRPORT	HANGAR RENOVATION	100,000	0	0	100,000
ST. JAMES MUNICIPAL AIRPORT	SEAL COAT AND RESTRIPE ALL PAVEMENT	30,000	28,500	0	1,500
WASECA MUNICIPAL AIRPORT	APRON OVERLAY	100,000	95,000	0	5,000
WASECA MUNICIPAL AIRPORT	PAVED TAXILANE EXTENSION	50,000	47,500	0	2,500
WELLS MUNICIPAL AIRPORT	HANGAR SITE PREPARATION	45,000	0	22,500	22,500
WELLS MUNICIPAL AIRPORT	T-HANGAR	220,000	0	220,000	0
WELLS MUNICIPAL AIRPORT	AIRPORT SIGNING	5,000	0	4,000	1,000
WORTHINGTON MUNICIPAL AIRPORT	PAST LAND PURCHASE (5301-20, 5301-24)	430,000	408,500	0	21,500
WORTHINGTON MUNICIPAL AIRPORT	RUNWAY 11/29 MAINTENANCE SEAL	186,000	176,700	0	9,300
WORTHINGTON MUNICIPAL AIRPORT	RUNWAY 17-35 RECONSTRUCTION	2,509,524	2,384,048	0	125,476
<b>Summary for Year = (38 projects)</b>		<b>\$19,544,024</b>	<b>\$16,217,948</b>	<b>\$2,059,500</b>	<b>\$1,266,576</b>

**ATP: 7****Fiscal Year: 2008****STIP for FY 2006 - 2008**

<b>Airport</b>	<b>Description</b>	<b>Total Project Cost</b>	<b>FAA Funding</b>	<b>State Funding</b>	<b>Municipal Funding</b>
BLUE EARTH MUNICIPAL AIRPORT	APRON EXPANSION	170,000	161,500	0	8,500
BLUE EARTH MUNICIPAL AIRPORT	SPRAY-WASH FACILITY	80,000	0	40,000	40,000
BLUE EARTH MUNICIPAL AIRPORT	T-HANGAR REPAIRS	7,000	0	3,500	3,500
FAIRMONT MUNICIPAL AIRPORT	MALSR / REILS - RWY 31	160,000	152,000	0	8,000
JACKSON MUNICIPAL AIRPORT	8 UNIT T-HANGAR	240,000	0	240,000	0
JACKSON MUNICIPAL AIRPORT	HANGAR SITE PREP	120,000	0	60,000	60,000
LE SUEUR MUNICIPAL AIRPORT	PAPI	50,000	47,500	0	2,500
LE SUEUR MUNICIPAL AIRPORT	UPDATE AIRPORT LAYOUT PLAN	30,000	28,500	0	1,500
MANKATO REGIONAL AIRPORT - SOHLER FIELD	EXTEND RUNWAY 15/33 TO 6600' (WHEN JUSTIFIED)	1,800,000	1,710,000	0	90,000
MANKATO REGIONAL AIRPORT - SOHLER FIELD	RECONSTRUCT RUNWAY 15-33, PHASE 3	1,800,000	1,710,000	0	90,000
MANKATO REGIONAL AIRPORT - SOHLER FIELD	SNOW PLOW	225,000	213,750	0	11,250
MANKATO REGIONAL AIRPORT - SOHLER FIELD	BUILDING ENTRANCE CANOPIES	240,000	228,000	0	12,000
NEW ULM MUNICIPAL AIRPORT	CONSTRUCT HEATED HANGAR/STORAGE FACILITY	80,000	0	40,000	40,000
SPRINGFIELD MUNICIPAL AIRPORT	CRACK REPAIR AND SEAL COAT	30,000	28,500	0	1,500
SPRINGFIELD MUNICIPAL AIRPORT	EXTEND RWY 13/31 BY 600'	450,000	427,500	0	22,500
ST. JAMES MUNICIPAL AIRPORT	TAXIWAY EXTENSION	660,000	627,000	0	33,000
WASECA MUNICIPAL AIRPORT	HANGAR SITE TAXIWAY	150,000	142,500	0	7,500
WELLS MUNICIPAL AIRPORT	AVGAS FUEL FACILITY	80,000	0	40,000	40,000
<b>Summary for Year = (18 projects)</b>		<b>\$6,372,000</b>	<b>\$5,476,750</b>	<b>\$423,500</b>	<b>\$471,750</b>

**ATP: 8****Fiscal Year: 2006****STIP for FY 2006 - 2008**

<b>Airport</b>	<b>Description</b>	<b>Total Project Cost</b>	<b>FAA Funding</b>	<b>State Funding</b>	<b>Municipal Funding</b>
GLENCOE MUNICIPAL AIRPORT - VERNON PERSCHAU FIELD	UPDATE AIRPORT LAYOUT PLAN	60,000	0	48,000	12,000
GLENCOE MUNICIPAL AIRPORT - VERNON PERSCHAU FIELD	AWOS UPGRADE	67,500	0	67,500	0
GRANITE FALLS MUNI-LENZEN-ROE MEMORIAL FLD	PAPIS BOTH ENDS	48,000	0	38,400	9,600
GRANITE FALLS MUNI-LENZEN-ROE MEMORIAL FLD	ROAD RELOCATION (CR 17)	550,000	0	440,000	110,000
GRANITE FALLS MUNI-LENZEN-ROE MEMORIAL FLD	MAINTENANCE BUILDING ADDITION	120,000	0	96,000	24,000
GRANITE FALLS MUNI-LENZEN-ROE MEMORIAL FLD	LARGE TRUCK AND SNOWPLOW	80,000	0	64,000	16,000
GRANITE FALLS MUNI-LENZEN-ROE MEMORIAL FLD	LAND ACQUISITION (120 ACRES)	450,000	0	360,000	90,000
GRANITE FALLS MUNI-LENZEN-ROE MEMORIAL FLD	ENVIRONMENTAL ASSESSMENT FOR RUNWAY EXTENSION	40,000	0	32,000	8,000
GRANITE FALLS MUNI-LENZEN-ROE MEMORIAL FLD	CRACK SEAL/SEAL COAT	80,000	0	64,000	16,000
GRANITE FALLS MUNI-LENZEN-ROE MEMORIAL FLD	AG SPRAY WASH FACILITY	30,000	0	0	30,000
GRANITE FALLS MUNI-LENZEN-ROE MEMORIAL FLD	ZONING	15,000	0	12,000	3,000
HECTOR MUNICIPAL AIRPORT	SNOW REMOVAL EQUIPMENT STORAGE BUILDING	75,000	71,250	0	3,750
HECTOR MUNICIPAL AIRPORT	A/D BUILDING EXPANSION	75,000	0	52,500	22,500
HECTOR MUNICIPAL AIRPORT	CONSTRUCT TAXIWAY/TAXILANES	40,000	38,000	0	2,000
HECTOR MUNICIPAL AIRPORT	MULTIPLE PLANE STORAGE HANGAR	200,000	190,000	0	10,000
HUTCHINSON MUNICIPAL AIRPORT - BUTLER FIELD	HELIPAD/WASH PAD	20,000	19,000	0	1,000
HUTCHINSON MUNICIPAL AIRPORT - BUTLER FIELD	NEW REILS & NEW CIRCUIT	50,000	47,500	0	2,500
HUTCHINSON MUNICIPAL AIRPORT - BUTLER FIELD	NEW PRIMARY POWER	25,000	23,750	0	1,250
HUTCHINSON MUNICIPAL AIRPORT - BUTLER FIELD	JET FUEL FACILITY	150,000	142,500	0	7,500
HUTCHINSON MUNICIPAL AIRPORT - BUTLER FIELD	HARD STAND	15,000	14,250	0	750
HUTCHINSON MUNICIPAL AIRPORT - BUTLER FIELD	HANGAR AREA LIGHTING	5,000	4,750	0	250
HUTCHINSON MUNICIPAL AIRPORT - BUTLER FIELD	DITCH CLEANING	10,000	9,500	0	500
HUTCHINSON MUNICIPAL AIRPORT - BUTLER FIELD	EDB MODIFICATIONS	5,000	4,750	0	250
LAC QUI PARLE COUNTY AIRPORT - BUD FRYE FIELD	ENVIRONMENTAL ASSESSMENT FOR RUNWAY EXTENSION	50,000	47,500	0	2,500
LAC QUI PARLE COUNTY AIRPORT - BUD FRYE FIELD	PAVE ENTRANCE ROAD	31,600	30,020	0	1,580

**ATP: 8****Fiscal Year: 2006****STIP for FY 2006 - 2008**

<b>Airport</b>	<b>Description</b>	<b>Total Project Cost</b>	<b>FAA Funding</b>	<b>State Funding</b>	<b>Municipal Funding</b>
LAC QUI PARLE COUNTY AIRPORT - BUD FRYE FIELD	TRACTOR AND SNOWBLOWER	60,000	57,000	0	3,000
LAC QUI PARLE COUNTY AIRPORT - BUD FRYE FIELD	17 FT. MOWER FOR TRACTOR	20,000	0	14,000	6,000
LAC QUI PARLE COUNTY AIRPORT - BUD FRYE FIELD	MOWER FOR SMALL TRACTOR	3,500	0	2,450	1,050
LAC QUI PARLE COUNTY AIRPORT - BUD FRYE FIELD	SMALL TRACTOR & SNOWBLOWER	26,000	0	18,200	7,800
LITCHFIELD MUNICIPAL AIRPORT	8 UNIT HANGAR CONSTRUCTION	260,000	0	260,000	0
LITCHFIELD MUNICIPAL AIRPORT	HANGAR SITE PREPARATION	80,000	0	40,000	40,000
MONTEVIDEO-CHIPPEWA COUNTY AIRPORT	CONSTRUCT MPSH (80' X 80')	320,000	304,000	0	16,000
PIPESTONE MUNICIPAL AIRPORT	10 UNIT TEE HANGAR	250,000	237,500	0	12,500
PIPESTONE MUNICIPAL AIRPORT	ARRIVAL/DEPARTURE BUILDING	635,000	603,250	0	31,750
PIPESTONE MUNICIPAL AIRPORT	HANGAR SITE PREPARATION & PAVING FOR 10 UNIT TEE HANGAR	150,000	142,500	0	7,500
PIPESTONE MUNICIPAL AIRPORT	PURCHASE MOWER	42,000	0	29,400	12,600
REDWOOD FALLS MUNICIPAL AIRPORT	LAND ACQUISITION - CROSSWIND RUNWAY (40 ACRES)	150,000	142,500	0	7,500
REDWOOD FALLS MUNICIPAL AIRPORT	MAINTENANCE UTILITY TRUCK	15,000	0	10,500	4,500
REDWOOD FALLS MUNICIPAL AIRPORT	REILS	24,000	22,800	0	1,200
SLAYTON MUNICIPAL AIRPORT	SEAL COAT	18,000	0	14,400	3,600
SOUTHWEST MINNESOTA REGIONAL-MARSHALL/RYAN FIELD	RADIO UNICOM EQUIPMENT	2,000	0	1,400	600
SOUTHWEST MINNESOTA REGIONAL-MARSHALL/RYAN FIELD	SCHEDULED AIR SERVICE FACILITY	2,000,000	1,900,000	0	100,000
SOUTHWEST MINNESOTA REGIONAL-MARSHALL/RYAN FIELD	RUNWAY AND TAXIWAY SURFACE TREATMENT	51,750	49,163	0	2,588
SOUTHWEST MINNESOTA REGIONAL-MARSHALL/RYAN FIELD	FRONT END MOWER (6 FOOT)	20,000	0	14,000	6,000
SOUTHWEST MINNESOTA REGIONAL-MARSHALL/RYAN FIELD	ELECTRIC ONE PERSON LIFT	6,800	0	4,760	2,040
SOUTHWEST MINNESOTA REGIONAL-MARSHALL/RYAN FIELD	CRACK REPAIR/SEALING AND PAINT STRIPING	63,250	0	44,275	18,975
SOUTHWEST MINNESOTA REGIONAL-MARSHALL/RYAN FIELD	SCHEDULED AIR SERVICE - FURNITURE & FIXTURES	100,000	0	0	100,000

**ATP: 8****Fiscal Year: 2006****STIP for FY 2006 - 2008**

<b>Airport</b>	<b>Description</b>	<b>Total Project Cost</b>	<b>FAA Funding</b>	<b>State Funding</b>	<b>Municipal Funding</b>
SOUTHWEST MINNESOTA REGIONAL-MARSHALL/RYAN FIELD	MAINTENANCE EQUIPMENT BLDG ADDITION (SNOW REMOVAL EQUIP)	180,000	171,000	0	9,000
TRACY MUNICIPAL AIRPORT	ARRIVAL/DEPARTURE BUILDING UPGRADES/IMPROVEMENTS	35,000	33,250	0	1,750
TYLER MUNICIPAL AIRPORT	HANGAR SITE PREPARATION	45,000	0	22,500	22,500
TYLER MUNICIPAL AIRPORT	AGGREGATE PARKING LOT/ENTRANCE ROAD	30,000	0	24,000	6,000
WILLMAR MUNICIPAL AIRPORT - JOHN L. RICE FIELD	HANGAR SITE PREPARATION	75,000	0	37,500	37,500
WINDOM MUNICIPAL AIRPORT	RELOCATE HANGAR	24,750	23,513	0	1,238
WINDOM MUNICIPAL AIRPORT	AV GAS FACILITY	37,500	35,625	0	1,875
WINDOM MUNICIPAL AIRPORT	MOVE WINDSOCK AND BEACON	10,000	0	7,000	3,000
WINDOM MUNICIPAL AIRPORT	NEW HANGAR	211,000	200,450	0	10,550
WINDOM MUNICIPAL AIRPORT	PAVE APRON	144,750	137,513	0	7,238
WINDOM MUNICIPAL AIRPORT	PAVE ENTRANCE	24,500	23,275	0	1,225
WINDOM MUNICIPAL AIRPORT	REMOVE HANGAR	6,250	0	3,125	3,125
WINDOM MUNICIPAL AIRPORT	ARRIVAL/DEPARTURE BUILDING	93,750	89,063	0	4,688
WINDOM MUNICIPAL AIRPORT	PAVED PARKING LOT & DRIVES	38,600	36,670	0	1,930
<b>Summary for Year = 2006 (61 projects)</b>		<b>\$7,545,500</b>	<b>\$4,851,840</b>	<b>\$1,821,910</b>	<b>\$871,750</b>

**ATP: 8****Fiscal Year: 2007****STIP for FY 2006 - 2008**

<b>Airport</b>	<b>Description</b>	<b>Total Project Cost</b>	<b>FAA Funding</b>	<b>State Funding</b>	<b>Municipal Funding</b>
GLENCOE MUNICIPAL AIRPORT - VERNON PERSCHAU FIELD	FBO AIRCRAFT MAINTENANCE HANGAR 80 X 100	325,000	0	162,500	162,500
GLENCOE MUNICIPAL AIRPORT - VERNON PERSCHAU FIELD	PAPI	46,000	0	36,800	9,200
GLENCOE MUNICIPAL AIRPORT - VERNON PERSCHAU FIELD	REILS	24,000	0	19,200	4,800
GLENCOE MUNICIPAL AIRPORT - VERNON PERSCHAU FIELD	REMODEL A/D BUILDING	30,000	0	24,000	6,000
GLENCOE MUNICIPAL AIRPORT - VERNON PERSCHAU FIELD	SITE PREP-FBO FACILITY	15,000	0	7,500	7,500
GRANITE FALLS MUNI-LENZEN-ROE MEMORIAL FLD	HANGAR SITE PREPARATION	60,000	0	30,000	30,000
GRANITE FALLS MUNI-LENZEN-ROE MEMORIAL FLD	RUNWAY EXTENSION AND LIGHTS TO 4990'	600,000	0	480,000	120,000
GRANITE FALLS MUNI-LENZEN-ROE MEMORIAL FLD	10-UNIT T-HANGAR	200,000	0	200,000	0
HECTOR MUNICIPAL AIRPORT	SURFACE TREATMENT	8,000	7,600	0	400
HECTOR MUNICIPAL AIRPORT	CRACK REPAIR AND SEALING	8,000	7,600	0	400
HUTCHINSON MUNICIPAL AIRPORT - BUTLER FIELD	TEE HANGAR	157,895	150,000	0	7,895
LAC QUI PARLE COUNTY AIRPORT - BUD FRYE FIELD	LAND FOR RUNWAY EXTENSION	140,000	133,000	0	7,000
LAC QUI PARLE COUNTY AIRPORT - BUD FRYE FIELD	TILE LAND ON RW END 31	7,500	0	5,250	2,250
LITCHFIELD MUNICIPAL AIRPORT	HANGAR CONSTRUCTION	260,000	0	260,000	0
LITCHFIELD MUNICIPAL AIRPORT	UPDATE AIRPORT LAYOUT PLAN	30,000	28,500	0	1,500
LITCHFIELD MUNICIPAL AIRPORT	RELOCATE RUNWAY LIGHTING (MIRLS/REILS)	50,000	47,500	0	2,500
LITCHFIELD MUNICIPAL AIRPORT	HANGAR SITE PREPARATION	80,000	0	40,000	40,000
LITCHFIELD MUNICIPAL AIRPORT	PAVED RUNWAY EXTENSION (800 X 100)	600,000	570,000	0	30,000
MONTEVIDEO-CHIPPEWA COUNTY AIRPORT	JET FUEL FACILITY	80,000	76,000	0	4,000
OLIVIA REGIONAL AIRPORT	SURFACE TREATMENT	75,000	0	52,500	22,500
REDWOOD FALLS MUNICIPAL AIRPORT	HANGAR SITE PREPARATION	50,000	0	25,000	25,000
REDWOOD FALLS MUNICIPAL AIRPORT	PAINT STRIPING	10,000	0	10,000	0
REDWOOD FALLS MUNICIPAL AIRPORT	TEE HANGAR CONSTRUCTION	350,000	0	350,000	0
REDWOOD FALLS MUNICIPAL AIRPORT	TURF RUNWAY EXTENSION (1000')	250,000	237,500	0	12,500
SLAYTON MUNICIPAL AIRPORT	BITUMINOUS REPAIR	20,000	0	16,000	4,000

**ATP: 8****Fiscal Year: 2007****STIP for FY 2006 - 2008**

<b>Airport</b>	<b>Description</b>	<b>Total Project Cost</b>	<b>FAA Funding</b>	<b>State Funding</b>	<b>Municipal Funding</b>
SOUTHWEST MINNESOTA REGIONAL-MARSHALL/RYAN FIELD	ADDITIONAL AIRCRAFT PARKING APRON	250,000	237,500	0	12,500
SOUTHWEST MINNESOTA REGIONAL-MARSHALL/RYAN FIELD	POWER SWEEPER FOR SNOW REMOVAL	10,000	9,500	0	500
SOUTHWEST MINNESOTA REGIONAL-MARSHALL/RYAN FIELD	VOR	350,000	332,500	0	17,500
TRACY MUNICIPAL AIRPORT	PAVE ENTRANCE ROAD	35,000	33,250	0	1,750
TRACY MUNICIPAL AIRPORT	PAVE PARKING LOT	20,000	0	14,000	6,000
WILLMAR MUNICIPAL AIRPORT - JOHN L. RICE FIELD	TEE HANGAR CONSTRUCTION (15 UNIT)	450,000	0	450,000	0
WINDOM MUNICIPAL AIRPORT	NEW HANGAR	211,000	200,450	0	10,550
WINSTED MUNICIPAL AIRPORT	PARALLEL TAXIWAY CONSTRUCTION (3214' X 25')	500,000	475,000	0	25,000
WINSTED MUNICIPAL AIRPORT	PAVED TAXILANE CONSTRUCTION	15,000	0	10,500	4,500
WINSTED MUNICIPAL AIRPORT		15,000	14,250	0	750
WINSTED MUNICIPAL AIRPORT	RELOCATE WIND CONE	5,000	4,750	0	250
<b>Summary for Year = 2007 (36 projects)</b>		<b>\$5,337,395</b>	<b>\$2,564,900</b>	<b>\$2,193,250</b>	<b>\$579,245</b>

**ATP: 8****Fiscal Year: 2008****STIP for FY 2006 - 2008**

<b>Airport</b>	<b>Description</b>	<b>Total Project Cost</b>	<b>FAA Funding</b>	<b>State Funding</b>	<b>Municipal Funding</b>
GRANITE FALLS MUNI-LENZEN-ROE MEMORIAL FLD	BITUMINOUS OVERLAY	120,000	0	96,000	24,000
HECTOR MUNICIPAL AIRPORT	AVGAS FUEL FACILITY	25,000	0	12,500	12,500
HUTCHINSON MUNICIPAL AIRPORT - BUTLER FIELD	SNOW REMOVAL EQUIPMENT STORAGE BUILDING	157,895	150,000	0	7,895
LAC QUI PARLE COUNTY AIRPORT - BUD FRYE FIELD	RUNWAY 13/31 EXTENSION TO 4000 FEET	290,000	275,500	0	14,500
LITCHFIELD MUNICIPAL AIRPORT	MALS/RAILS	160,000	152,000	0	8,000
LITCHFIELD MUNICIPAL AIRPORT	PAVEMENT CRACK SEALING/SEAL COAT	200,000	190,000	0	10,000
LITCHFIELD MUNICIPAL AIRPORT	HANGAR SITE PREPARATION	80,000	0	40,000	40,000
LITCHFIELD MUNICIPAL AIRPORT	8 UNIT HANGAR CONSTRUCTION	260,000	0	260,000	0
LITCHFIELD MUNICIPAL AIRPORT	ILS	600,000	0	600,000	0
OLIVIA REGIONAL AIRPORT	JET FUEL FACILITY	100,000	0	50,000	50,000
REDWOOD FALLS MUNICIPAL AIRPORT	PAVE TAXIWAY (3500' X 50')	140,000	133,000	0	7,000
REDWOOD FALLS MUNICIPAL AIRPORT	REPLACE FUEL TANKS - AVGAS & JET A	70,000	0	35,000	35,000
SLAYTON MUNICIPAL AIRPORT	CRACK FILL	15,000	0	12,000	3,000
SOUTHWEST MINNESOTA REGIONAL-MARSHALL/RYAN FIELD	ADDITIONAL TEE HANGAR	250,000	0	250,000	0
SOUTHWEST MINNESOTA REGIONAL-MARSHALL/RYAN FIELD	NEW BUSINESS - HANGAR SITE	1,500,000	0	750,000	750,000
SOUTHWEST MINNESOTA REGIONAL-MARSHALL/RYAN FIELD	WPA HANGAR IMPROVEMENTS	15,000	0	7,500	7,500
TRACY MUNICIPAL AIRPORT	HANGAR RENOVATION	30,000	0	15,000	15,000
TYLER MUNICIPAL AIRPORT	SEPTIC SYSTEM, WATER, UTILITIES	25,000	0	20,000	5,000
WILLMAR MUNICIPAL AIRPORT - JOHN L. RICE FIELD	HANGAR SITE PREPARATION	75,000	0	37,500	37,500
WILLMAR MUNICIPAL AIRPORT - JOHN L. RICE FIELD	MASTER PLAN UPDATE	85,000	80,750	0	4,250
WINDOM MUNICIPAL AIRPORT	RECONSTRUCT RUNWAY	606,750	576,413	0	30,338
WINDOM MUNICIPAL AIRPORT	EXTEND RWY 600 FT	143,000	135,850	0	7,150
WINDOM MUNICIPAL AIRPORT	LAND ACQUISITION (10 ACRES)	45,000	42,750	0	2,250
<b>Summary for Year = 2008 (23 projects)</b>		<b>\$4,992,645</b>	<b>\$1,736,263</b>	<b>\$2,185,500</b>	<b>\$1,070,882</b>

**ATP: M****Fiscal Year: 2006****STIP for FY 2006 - 2008**

<b>Airport</b>	<b>Description</b>	<b>Total Project Cost</b>	<b>FAA Funding</b>	<b>State Funding</b>	<b>Municipal Funding</b>
AIRLAKE AIRPORT	PLANE WASH & RESTROOM FACILITIES	150,000	0	0	150,000
AIRLAKE AIRPORT	SEWER/WATER INSTALLATION - NORTH BLDG AREA	2,200,000	0	0	2,200,000
AIRLAKE AIRPORT	SOUTH BUILDING AREA DEVELOPMENT	2,700,000	0	0	2,700,000
AIRLAKE AIRPORT	2006 PAVEMENT REHABILITATION	300,000	0	0	300,000
ANOKA COUNTY/BLAINE AIRPORT - JANES FIELD	BLDG AREA DEVELOP - WEST ANNEX	850,000	0	0	850,000
ANOKA COUNTY/BLAINE AIRPORT - JANES FIELD	BLDG AREA DEVELOP - NORTHWEST	5,900,000	0	0	5,900,000
ANOKA COUNTY/BLAINE AIRPORT - JANES FIELD	RWY 18/36 LIGHTING REPLACEMENT	250,000	0	0	250,000
ANOKA COUNTY/BLAINE AIRPORT - JANES FIELD	WETLAND MITIGATION	340,000	0	0	340,000
CRYSTAL AIRPORT	2006 PAVEMENT REHABILITATION	600,000	0	0	600,000
FLYING CLOUD AIRPORT	RWY 10L/28R EXTENSION	700,000	0	0	700,000
FLYING CLOUD AIRPORT	RWY 10R/28L WIDENING/EXTENSION	9,700,000	0	0	9,700,000
FLYING CLOUD AIRPORT	HANGAR/BUILDING REMOVAL	320,000	0	0	320,000
FLYING CLOUD AIRPORT	SOUTH BUILDING AREA DEVELOPMENT	5,200,000	0	0	5,200,000
FOREST LAKE AIRPORT	BLDG AREA - WATER MAINS & HYDRANTS	140,000	0	70,000	70,000
FOREST LAKE AIRPORT	BLDG AREA ACCESS ROAD 600' X 24'	90,000	0	72,000	18,000
FOREST LAKE AIRPORT	NEW BLDG AREA - 4 TWYS 700' X 20'	384,000	0	307,200	76,800
FOREST LAKE AIRPORT	NEW BLDG AREA - SITE PREP. 700' X 400'	220,000	0	110,000	110,000
FOREST LAKE AIRPORT	OBSTRUCTION REMOVAL - BUILDINGS	10,000	0	8,000	2,000
FOREST LAKE AIRPORT	PARALLEL TAXIWAY - 3300' X 35'	640,000	0	512,000	128,000
FOREST LAKE AIRPORT	SEWER, WATER & UTILITIES FOR A/D BLDG	50,000	0	40,000	10,000
FOREST LAKE AIRPORT	WETLAND MITIGATION - 1.5 ACRES	65,400	0	52,320	13,080
LAKE ELMO AIRPORT	EAST BUILDING AREA DEVELOPMENT	2,100,000	0	0	2,100,000
LAKE ELMO AIRPORT	2006 PAVEMENT REHABILITATION	250,000	0	0	250,000
METROPOLITAN COUNCIL	CONTINUOUS SYSTEM PLANNING	140,000	126,000	0	14,000
MINNEAPOLIS-ST.PAUL INT'L-WOLD CHAMBERLAIN	APRON/GSE LIGHTING UPGRADE	500,000	0	0	500,000
MINNEAPOLIS-ST.PAUL INT'L-WOLD CHAMBERLAIN	MISCELLANEOUS CONSTRUCTION	400,000	0	0	400,000
MINNEAPOLIS-ST.PAUL INT'L-WOLD CHAMBERLAIN	PAVEMENMT REHAB. - APRONS	3,800,000	0	0	3,800,000

# ATP: M

Fiscal Year: 2006

STIP for FY 2006 - 2008

Airport	Description	Total Project Cost	FAA Funding	State Funding	Municipal Funding
MINNEAPOLIS-ST.PAUL INT'L-WOLD CHAMBERLAIN	RAC SERVICE SITE PAVING	2,000,000	0	0	2,000,000
MINNEAPOLIS-ST.PAUL INT'L-WOLD CHAMBERLAIN	RELOCATE AIR TRAFFIC CONTROL TOWER	20,000,000	0	0	20,000,000
MINNEAPOLIS-ST.PAUL INT'L-WOLD CHAMBERLAIN	RESIDENTIAL SOUND INSULATION (2007 60-64 DNL)	16,200,000	0	0	16,200,000
MINNEAPOLIS-ST.PAUL INT'L-WOLD CHAMBERLAIN	SCHOOL SOUND INSULATION	5,000,000	0	0	5,000,000
MINNEAPOLIS-ST.PAUL INT'L-WOLD CHAMBERLAIN	TAXIWAY C/D COMPLEX	15,000,000	0	0	15,000,000
MINNEAPOLIS-ST.PAUL INT'L-WOLD CHAMBERLAIN	AIRSIDE BITUMINOUS CONSTRUCTION	500,000	0	0	500,000
RUSH CITY REGIONAL AIRPORT	CROSSWIND RUNWAY - EASEMENTS	30,000	28,500	0	1,500
RUSH CITY REGIONAL AIRPORT	NEW BEACON AND BEACON TOWER	35,000	0	24,500	10,500
RUSH CITY REGIONAL AIRPORT	CROSSWIND RUNWAY - FEASIBILITY STUDY/E.A.	22,000	20,900	0	1,100
RUSH CITY REGIONAL AIRPORT	A/D BUILDING - REMODEL/ADDITION	50,000	0	35,000	15,000
RUSH CITY REGIONAL AIRPORT	CROSSWIND RUNWAY - FEE SIMPLE LAND	44,100	41,895	0	2,205
SOUTH ST. PAUL MUNICIPAL AIRPORT - FLEMING FIELD	BUILDING AREA DEVELOPMENT & PARALLEL TAXIWAY (WEST SIDE)	1,672,000	1,588,400	0	83,600
SOUTH ST. PAUL MUNICIPAL AIRPORT - FLEMING FIELD	LAND ACQUISITION - WEST SIDE ACCESS ROAD	30,000	0	21,000	9,000
SOUTH ST. PAUL MUNICIPAL AIRPORT - FLEMING FIELD	PICK-UP TRUCK / UTILITY VEHICLE	35,000	0	24,500	10,500
SOUTH ST. PAUL MUNICIPAL AIRPORT - FLEMING FIELD	SNOWBLOWER	99,040	94,088	0	4,952
SOUTH ST. PAUL MUNICIPAL AIRPORT - FLEMING FIELD	TAXILANES (A & B) - MILL / OVERLAY / STORM SEWER	69,000	65,550	0	3,450
SOUTH ST. PAUL MUNICIPAL AIRPORT - FLEMING FIELD	TWY (EAST DIAGONAL) - MILL AND OVERLAY	78,000	74,100	0	3,900
ST. PAUL DOWNTOWN AIRPORT - HOLMAN FIELD	COMPASS CALIBRATION PAD	720,000	0	0	720,000
ST. PAUL DOWNTOWN AIRPORT - HOLMAN FIELD	2006 PAVEMENT REHABILITATION	250,000	0	0	250,000
ST. PAUL DOWNTOWN AIRPORT - HOLMAN FIELD	MAC BUILDING MODIFICATIONS	100,000	0	0	100,000
ST. PAUL DOWNTOWN AIRPORT - HOLMAN FIELD	RWY SAFETY AREA ENHANCEMENTS	6,400,000	0	0	6,400,000
ST. PAUL DOWNTOWN AIRPORT - HOLMAN FIELD	ARMY GUARD REDEVELOPMENT	2,000,000	0	0	2,000,000
Summary for Year = 2006 (49 projects)		\$108,333,540	\$2,039,433	\$1,276,520	\$105,017,587

# ATP: M

Fiscal Year: 2007

STIP for FY 2006 - 2008

Airport	Description	Total Project Cost	FAA Funding	State Funding	Municipal Funding
FLYING CLOUD AIRPORT	RWY 18/36 RECONSTRUCTION - SEG. 3 / LIGHTING	1,000,000	0	0	1,000,000
FLYING CLOUD AIRPORT	SOUTH BUILDING AREA DEVELOPMENT	4,900,000	0	0	4,900,000
FOREST LAKE AIRPORT	AIRPORT PERIMETER FENCE 15,200' X 10' HIGH	364,800	0	291,840	72,960
FOREST LAKE AIRPORT	ARRIVAL/DEPARTURE BUILDING 24' X 40'	180,000	0	144,000	36,000
FOREST LAKE AIRPORT	RELOCATE FUEL FACILITY - 2 TANKS	10,000	0	5,000	5,000
FOREST LAKE AIRPORT	T-HANGAR 6-UNIT	180,000	0	0	180,000
LAKE ELMO AIRPORT	SANITARY SEWER & WATERMAIN EXTENSIONS	500,000	0	0	500,000
MINNEAPOLIS-ST.PAUL INT'L-WOLD CHAMBERLAIN	APRON/GSE LIGHTING UPGRADE	500,000	0	0	500,000
MINNEAPOLIS-ST.PAUL INT'L-WOLD CHAMBERLAIN	TAXIWAY C/D COMPLEX	10,000,000	0	0	10,000,000
MINNEAPOLIS-ST.PAUL INT'L-WOLD CHAMBERLAIN	RWY 30L SNOW STORAGE/MELTING AREA	3,800,000	0	0	3,800,000
MINNEAPOLIS-ST.PAUL INT'L-WOLD CHAMBERLAIN	RESIDENTIAL SOUND ISULATION (2007 60-64 DNL)	16,200,000	0	0	16,200,000
MINNEAPOLIS-ST.PAUL INT'L-WOLD CHAMBERLAIN	RELOCATE AIR TRAFFIC CONTROL TOWER	25,000,000	0	0	25,000,000
MINNEAPOLIS-ST.PAUL INT'L-WOLD CHAMBERLAIN	PAVEMENT REHAB. - RWY 12R/30L SEG. 2	15,000,000	0	0	15,000,000
MINNEAPOLIS-ST.PAUL INT'L-WOLD CHAMBERLAIN	MISCELLANEOUS CONSTRUCTION	400,000	0	0	400,000
MINNEAPOLIS-ST.PAUL INT'L-WOLD CHAMBERLAIN	ALEC NORTH RELOCATION	15,000,000	0	0	15,000,000
MINNEAPOLIS-ST.PAUL INT'L-WOLD CHAMBERLAIN	AIRSIDE BITUMINOUS CONSTRUCTION	500,000	0	0	500,000
MINNEAPOLIS-ST.PAUL INT'L-WOLD CHAMBERLAIN	PAVEMENT REHAB. - APRONS	3,500,000	0	0	3,500,000
RUSH CITY REGIONAL AIRPORT	CROSSWIND RUNWAY - 75FT X 3200FT	2,709,000	2,573,550	0	135,450
RUSH CITY REGIONAL AIRPORT	CROSSWIND RUNWAY - MIRLS	80,000	76,000	0	4,000
RUSH CITY REGIONAL AIRPORT	FBO BUILDING/MPSH 50FT X 100FT	360,000	0	180,000	180,000
SOUTH ST. PAUL MUNICIPAL AIRPORT - FLEMING FIELD	AIRPORT LAYOUT PLAN UPDATE	30,000	28,500	0	1,500
SOUTH ST. PAUL MUNICIPAL AIRPORT - FLEMING FIELD	TAXILANES (E, F, G & H) - FULL DEPTH MILL / OVERLAY / STORM SEWER	154,400	146,680	0	7,720
SOUTH ST. PAUL MUNICIPAL AIRPORT - FLEMING FIELD	SRE WITH ATTACHMENTS	140,000	133,000	0	7,000
SOUTH ST. PAUL MUNICIPAL AIRPORT - FLEMING FIELD	MAINTENANCE EQUIPMENT BUILDING	600,000	0	0	600,000
ST. PAUL DOWNTOWN AIRPORT - HOLMAN FIELD	MAC BUILDING MODIFICATIONS	100,000	0	0	100,000
STATE OF MINNESOTA	FAA 5010 AIRPORT INSPECTIONS	28,000	25,200	2,800	0

ATP: M

Fiscal Year: 2007

STIP for FY 2006 - 2008

Airport	Description	Total Project Cost	FAA Funding	State Funding	Municipal Funding
Summary for Year = 2007 (26 projects)		\$101,236,200	\$2,982,930	\$623,640	\$97,629,630

# ATP: M

Fiscal Year: 2008

STIP for FY 2006 - 2008

Airport	Description	Total Project Cost	FAA Funding	State Funding	Municipal Funding
ANOKA COUNTY/BLAINE AIRPORT - JANES FIELD	2008 PAVEMENT REHABILITATION	300,000	0	0	300,000
ANOKA COUNTY/BLAINE AIRPORT - JANES FIELD	BLDG AREA DEV - EAST ANNEX	2,400,000	0	0	2,400,000
ANOKA COUNTY/BLAINE AIRPORT - JANES FIELD	BLDG AREA DEV - NORTHWEST	3,200,000	0	0	3,200,000
FLYING CLOUD AIRPORT	2008 PAVEMENT REHABILITATION	300,000	0	0	300,000
FOREST LAKE AIRPORT	LANDS ACQUISITION - 6 ACRES	52,000	0	41,600	10,400
FOREST LAKE AIRPORT	OBSTRUCTION REMOVAL - BLDGS	25,000	0	20,000	5,000
LAKE ELMO AIRPORT	2008 PAVEMENT REHABILITATION	300,000	0	0	300,000
METROPOLITAN COUNCIL	CONTINUOUS SYSTEM PLANNING	140,000	126,000	0	14,000
MINNEAPOLIS-ST.PAUL INT'L-WOLD CHAMBERLAIN	APRON/GSE LIGHTING UPGRADE	500,000	0	0	500,000
MINNEAPOLIS-ST.PAUL INT'L-WOLD CHAMBERLAIN	MISCELLANEOUS CONSTRUCTION	400,000	0	0	400,000
MINNEAPOLIS-ST.PAUL INT'L-WOLD CHAMBERLAIN	PAVEMENT JOINT SEALING/REPAIR	500,000	0	0	500,000
MINNEAPOLIS-ST.PAUL INT'L-WOLD CHAMBERLAIN	PAVEMENT REHAB. - RWY 12L/30R SEG. 2	20,000,000	0	0	20,000,000
MINNEAPOLIS-ST.PAUL INT'L-WOLD CHAMBERLAIN	RESIDENTIAL SOUND INSULATION (2007 60-64 DNL)	16,200,000	0	0	16,200,000
MINNEAPOLIS-ST.PAUL INT'L-WOLD CHAMBERLAIN	AIRSIDE BITUMINOUS CONSTRUCTION	500,000	0	0	500,000
SOUTH ST. PAUL MUNICIPAL AIRPORT - FLEMING FIELD	HANGAR #5 - HANGAR DOOR	40,000	0	20,000	20,000
SOUTH ST. PAUL MUNICIPAL AIRPORT - FLEMING FIELD	HANGARS #2-#5 REPLACE NORTH FACADES \$30,000 EACH (STREET SIDE)	120,000	0	60,000	60,000
SOUTH ST. PAUL MUNICIPAL AIRPORT - FLEMING FIELD	PARKING LOT (BETWEEN HANGAR #4 & #5)	32,000	0	0	32,000
SOUTH ST. PAUL MUNICIPAL AIRPORT - FLEMING FIELD	RAMP - MILL & OVERLAY OR RECONSTRUCTION	680,000	0	0	680,000
ST. PAUL DOWNTOWN AIRPORT - HOLMAN FIELD	MAC BUILDING MODIFICATIONS	100,000	0	0	100,000
<b>Summary for Year = 2008 (19 projects)</b>		<b>\$45,789,000</b>	<b>\$126,000</b>	<b>\$141,600</b>	<b>\$45,521,400</b>

# **Appendix C**

## **Detailed Financial Plan**

# **Mn/DOT's Detailed Financial Plan**

---

### **Detailed Financial Plan**

The Detailed Financial Plan in Figure C-1 shows how Mn/DOT will be managing Advance Construction (AC) from 2006 through 2008. AC Paybacks identified in the STIP are referred to as “Planned AC Conversion.” District/ATPs have identified and planned for these project conversions. Along with STIP identified “Planned AC”, the Project Analysis Unit of the Office of Investment Management (OIM) manages the program on a statewide basis using AC to provide for greater financial flexibility and to manage cash flow.

History shows that projects exceeding \$1M are more likely to be paid out over more than one year. For this reason, many projects can be adjusted to more closely reflect actual expenditures. Historically, project expenditures payout 30% in the first year, 50% in the second year, and 20% in the third year. Use of these rates on additional AC projects allows Mn/DOT to move closer to maximizing the use of Federal funding. Mn/DOT manages the conversions of these projects on a statewide basis and refers to these projects as “Managed AC Conversions.”

“Deferred Conversions” describe the adjustment to a Planned AC project. These conversions are used to adjust planned conversions to correspond with actual expenditures. Mn/DOT could use a longer period of conversions and use Trunk Highway cash or bonds to delay conversions further. The reverse is true should projects slip or more Federal funds become available than has been forecast.

Figure C-1 illustrates how AC is used to manage Mn/DOT’s program. Line (1) through (3) come from the STIP. Line (1) is the total Federal formula funds in the STIP for each year and the target provided to the District/ATPs to develop the program. Line (2) represents the amount of regular funds in the STIP total. Line (3) is the amount of “Planned AC Conversions” in the STIP total. Line (4) equals 70% of line (2) which is the amount of new *managed* AC for the current year. Line (5) is 30% of the new *managed* AC from the current year. Line (6) is 50% of the new *managed* AC from the prior year. Line (7) is 20% of the new *managed* AC from 2 years back. Lines (5) through (7) total the amount of managed AC in that state fiscal year. Line (8) is the difference between lines (2) and (4). Line (8) is the forecasted sum of the projects that are expected to use 100% of their Federal funds in that year. Line (9) is the same as line (3). Line (10) comes from analysis of the Planned Conversions which are anticipated to convert at a different rate than the expected 30% - 50% - 20%. Line (10) is called “Deferred Conversion.” There are no deferred conversions in state fiscal years 2006 and 2007. However, it will be prudent to defer \$54 million in state fiscal year 2008 in order to more closely match actual expenditures to conversions. Line (11) is the sum of lines (5) through (7). Line (12) is the managed AC carry forward from prior years. As Figure C-1 illustrates, all prior year’s AC will be totally converted in state fiscal year 2006.

---

Mn/DOT plans to continue its use of AC as a financial management tool. Mn/DOT's intention is to encourage the use of AC by the District/ATPs when 1) projects can be packaged, 2) projects can be accelerated and, 3) completion of a project will occur over more than one construction season. At the same time, Mn/DOT will centrally manage AC to ensure sound financial management.

**FIGURE C-1**  
**Minnesota Detailed Financial Plan 2006-2008**  
**(\$ MILLIONS)**

		SFY 2006			SFY 2007			SFY 2008		
		TH	SA	Total	TH	SA	Total	TH	SA	Total
(1)	<b>STIP Total</b>	235	169	404	332	106	438	328	124	452
(2)	Regular Federal Funds	96	164	260	149	87	236	52	108	160
(3)	Planned AC Conversions	139	5	144	183	19	202	276	16	292
	<b>New Managed AC</b>									
(4)	70% of Regular Federal Funds	67	115	182	104	61	165	36	76	112
	Conversions of New Managed AC									
(5)	Year 1 = 30%	20	35	55	31	18	49	11	23	34
(6)	Year 2 = 50%	-	-	-	34	58	92	52	31	83
(7)	Year 3 = 20%	-	-	-	-	-	-	13	23	36
	Total New Managed AC Conversions	20	35	55	65	76	141	76	77	153
	<b>Actual Needs</b>									
(8)	Regular Federal Funds	29	49	78	45	26	71	16	32	48
(9)	Planned Conversions	139	5	144	183	19	202	276	16	292
(10)	Deferred Conversions	-	-	-	-	-	-	(54)	-	(54)
(11)	Managed Conversions – New	20	35	55	65	76	141	76	77	153
(12)	Managed Conversions – 2005 Carry forward	70	57	127	-	-	-	-	-	-
	Total Actual Needs	258	146	404	293	121	414	314	125	439

Lines 1-3 can be found in the STIP

Line 4 represents the amount of new AC projects (Line 2 x 0.70)

Lines 5-7 represent the amount of conversions that will occur as related to the new AC (Line 4 x 30/50/20%)

Line 8 shows the net amount of regular federal funds that will be used (Line 2 minus Line 4)

Line 9 shows the conversions requested by the ATP's (Line 3)

Line 10 shows the adjustment for conversions to subsequent years.

Line 11 is the amount of conversion that will occur based on historical assumption (Lines 5-7)

Line 12 is the amount of the conversion that will occur due to carry forward AC conversions

TH = Trunk Highway, SA = State Aid

---

### **Minnesota Projected Levels of AC**

The Federal AC Projections shown in figure C-2 show the projected level of AC Mn/DOT will be carrying at the end of each State Fiscal Year. The ending level of AC includes those projects that were authorized by the Federal Highway Administration (FHWA), have been let, awarded and are encumbered by the State. The State Fiscal year runs from July 1 to June 30. Trunk Highway Projects that are authorized by FHWA but have not gone through the final process of encumbrance are not counted in the year Ending Balance of AC. The AC Beginning Balance comes from the previous years ending balance. New AC – Planned can be found in the STIP.

New AC – Managed, Managed Conversions, as well as the Planned Conversions can be found in the Minnesota Detailed Financial Plan, figure C-1. In 2003, Mn/DOT was authorized \$400 million in Trunk Highway bonds by the State Legislature of which \$300 million are being used to leverage future Federal Funds. This allowed Mn/DOT to pay initial bills with the bonds; delaying when Mn/DOT will do conversions on some of these projects as far out as 2010.

**FIGURE C-2  
MINNESOTA FEDERAL ADVANCE CONSTRUCTION TOTALS  
(\$ MILLIONS)**

<b>SFY</b>	<b>2006</b>	<b>2007</b>	<b>2008</b>
<b>AC Beginning Balance</b>	622	676	772
<b>New AC – Planned</b>	198	274	72
<b>New AC – Managed</b>	182	165	112
<b>AC Sub-Total</b>	1,002	1,115	956
<b>Less: AC Conversions – Planned</b>	144	202	292
<b>Less: AC Conversions – Managed</b>	182	141	99
<b>Ending AC Balance</b>	676	772	565