

Duluth Teachers' Retirement Fund Association

*Actuarial Valuation and Review
as of July 1, 2008*

Copyright © 2008

**THE SEGAL GROUP, INC.,
THE PARENT OF THE SEGAL COMPANY
ALL RIGHTS RESERVED**



The Segal Company
101 North Wacker Drive, Suite 500 Chicago, IL 60606-1724
T 312.984.8500 F 312.984.8590 www.segalco.com

November 20, 2008

*Mr. J. Michael Stoffel
Executive Director
Duluth Teachers' Retirement Fund Association
625 East Central Entrance
Duluth, Minnesota 55811*

Dear Mr. Stoffel:

We are pleased to submit this Actuarial Valuation and Review as of July 1, 2008. It summarizes the actuarial data used in the valuation, establishes the funding requirements for fiscal 2009 and analyzes the preceding year's experience.

The census information on which our calculations were based was prepared by the Fund and the financial information was provided by the Fund. That assistance is gratefully acknowledged. The actuarial calculations were completed under our supervision.

This actuarial valuation has been completed in accordance with generally accepted actuarial principles and practices. To the best of our knowledge, the information supplied in this actuarial valuation is complete and accurate. Further, in our opinion, the assumptions used in the valuation are consistent with those in the statute, and reasonably represent the experience of the plan.

Sincerely,

THE SEGAL COMPANY

By:

*Jeanette R. Cooper, FSA, MAAA, EA
Consulting Actuary*

*Matthew A. Strom, FSA, MAAA, EA
Consulting Actuary*

*cc: Legislative Commission on Pensions and Retirement
Minnesota Legislative Reference Library
Minnesota Department of Finance
Office of the State Auditor*

SECTION 1

VALUATION SUMMARY

| | |
|--|----|
| Purpose | i |
| Summary of Key Valuation Results..... | iv |

SECTION 2

VALUATION RESULTS

| | |
|---|---|
| A. Member Data | 1 |
| B. Financial Information..... | 4 |
| C. Actuarial Experience..... | 5 |
| D. Information Required by the GASB..... | 6 |

SECTION 3

SUPPLEMENTAL INFORMATION

| | |
|---|----|
| EXHIBIT A Table of Plan Coverage | 7 |
| EXHIBIT B Members in Active Service as of June 30, 2008 | 8 |
| EXHIBIT C Retired Participants as of June 30, 2008 | 11 |
| EXHIBIT D Disabled Members as of June 30, 2008 | 14 |
| EXHIBIT E Beneficiaries as of June 30, 2008 .. | 17 |
| EXHIBIT F Reconciliation of Member Data..... | 20 |
| EXHIBIT G Schedule of Pensioners and Beneficiaries Added to and Removed from Rolls | 21 |
| EXHIBIT H Statement of Change in Net Plan Assets for Year Ended June 30, 2008 | 22 |
| EXHIBIT I Statement of Plan Net Assets for Year Ended June 30, 2008..... | 23 |
| EXHIBIT J Actuarial Value of Assets Calculation History through June 30, 2008..... | 24 |
| EXHIBIT K Development of Unfunded/(Overfunded) Actuarial Accrued Liability for Year Ended June 30, 2008 | 25 |
| EXHIBIT L Definitions of Pension Terms | 26 |

SECTION 4

REPORTING INFORMATION

| | |
|--|----|
| EXHIBIT I Summary of Actuarial Valuation Results | 28 |
| EXHIBIT II Actuarial Balance Sheet..... | 30 |
| EXHIBIT III Supplementary Information Required by the GASB – Schedule of Employer Contributions | 31 |
| EXHIBIT IV Supplementary Information Required by the GASB – Schedule of Funding Progress | 32 |
| Exhibit V Determination of Contribution Sufficiency - Total..... | 33 |
| Exhibit VI Determination of Contribution Sufficiency - Old Plan | 34 |
| Exhibit VII Determination of Contribution Sufficiency - New Plan..... | 35 |
| EXHIBIT VIII Supplementary Information Required by the GASB | 36 |
| EXHIBIT IX Actuarial Assumptions and Actuarial Cost Method | 37 |
| EXHIBIT X Summary of Plan Provisions..... | 42 |

SECTION 1: Valuation Summary for the Duluth Teachers' Retirement Fund Association

Purpose

This report has been prepared by The Segal Company to present a valuation of the Duluth Teachers' Retirement Fund Association (DTRFA) as of July 1, 2008. The valuation was performed to determine whether the assets and contributions are sufficient to provide the prescribed benefits. The contribution requirements presented in this report are based on:

- Section 356.215 of the Minnesota Statutes, as amended in 2008;
- The benefit provisions of the Retirement Fund, as administered by the Legislative Commission on Pensions and Retirement;
- The data as provided and confirmed by the DTRFA staff;
- The characteristics of covered active members, inactive vested members, pensioners and beneficiaries as of July 1, 2008, provided by the Fund;
- The audited assets of the Fund as of June 30, 2008, provided by the Fund;
- Economic assumptions regarding future salary increases and investment earnings; and
- Other actuarial assumptions regarding employee terminations, retirement, death, etc.

SECTION 1: Valuation Summary for the Duluth Teachers' Retirement Fund Association

Significant Issues in Valuation Year

The following key findings were the result of this actuarial valuation:

- The actuarial accrued liability funded ratio based on the actuarial value of assets over the actuarial accrued liability as of July 1, 2008 is 82.10% compared to 86.77% as of July 1, 2007. This ratio is a measure of funding status, and its history is a measure of funding progress, and is the ratio required to be reported under GASB 25.
- The portion of deferred asset gains and losses recognized during the calculation of the July 1, 2008 actuarial value of assets resulted in a loss of \$444,368.
- The July 1, 2009 actuarial value of assets will recognize a loss of \$4,539,534 for previous years' gains and losses, along with one fifth of the actuarial value of asset gain/(loss) during the period July 1, 2008 – June 30, 2009, which in total is 20% of the unrecognized gain/loss for the five years ending June 30, 2009.
- For the year ended June 30, 2008, assets returned -10.03% on a market value basis. However, due to the gradual recognition of asset gains and losses under the actuarial smoothing method, the actuarial rate of return was 9.27%, compared to the assumed rate of 8.50%. As of July 1, 2008, the actuarial value of assets (\$298.07 million) represented 109.7% of the market value (\$271.62 million).
- The statutory contribution rate under Chapter 354A is equal to 11.87% of payroll (which includes a direct State aid payment of \$346,000 per year under Subdivision 3a) compared to the required contribution rate under Chapter 356 of 15.87% of payroll. Therefore, the contribution deficiency is 4.00% of payroll as of July 1, 2008. Last year's contribution rate deficiency was 3.24% of payroll. Each year there is a contribution deficiency leads to an increased deficiency in all future years. A direct State aid payment of \$346,000 is made each year on October 1st, with the first payment due in 2008.
- Based on past experiences and future expectations, the following actuarial assumptions were changed in this valuation:
 - The salary increase select and ultimate rates were changed to reflect higher salary increases during early years of service and lower salary increases for participants over 50 years of age.
 - The payroll growth assumption was lowered from 5.00% to 4.50% per annum.
 - The withdrawal select period rates were increased to assume more turnover during early years of service.
 - The retirement rates for Rule of 90 eligible participants were increased to 100% for participants over 66 years of age. The rates for other retirements under the New Plan were increased to match the Old Plan through age 66, and are equal to 100% for participants 67 years of age and older.

SECTION 1: Valuation Summary for the Duluth Teachers' Retirement Fund Association

- The post-retirement mortality tables were changed from the 1983 Group Annuity Mortality Table set back two years for males only to the 1994 Group Annuity Mortality Table set back two years for both males and females.
 - The pre-retirement mortality tables were changed from the 1983 Group Annuity Mortality Table set back ten years for males and seven years for females to the 1994 Group Annuity Mortality Table set back two years for both males and females.
 - The mortality table for disabled participants was changed from the 1977 Railroad Retirement Board Mortality Table for Disabled Lives to the Disabled Eligible for Social Security Disability – ERISA Sec. 4044 for 2006 through ages 54, graded to the 1994 Group Annuity Mortality Table set back two years for males and females at age 65.
 - The proportion of males assumed to select the 50% Joint and Survivor form of payment was lowered from 35% to 30% and from 55% to 40% for the 100% Joint and Survivor form of payment. The proportion of females assumed to select the 50% Joint and Survivor and 100% Joint and Survivor forms of payment was lowered from 25% to 15%.
- The net impact of all assumption changes on the actuarial accrued liability was an increase of \$15,634,538.
 - As noted in our experience study report, the current 8.50% investment return assumption (as prescribed in Minnesota Statute 356.215, Subdivision 8) is at the high end of the reasonable range developed for this assumption. The 8.50% appears optimistic, and we recommend that a comprehensive review of the economic assumptions be performed when administratively feasible.
 - Prior to recognition of the assumption changes, the target amortization date for full funding of the unfunded actuarial accrued liability was June 30, 2032. Minnesota Statute 356.215, Subdivision 11, outlines the methodology for modifying the full funding date when assumption and plan changes occur. The first step is to calculate the amortization as a percent of payroll based upon the valuation results prior to recognition of any changes. This result, based on the original 24 year amortization period and prior assumptions, was 5.12%. Next, the amortization due to the increase in unfunded accrued liability resulting from assumption and plan changes is calculated, based on an amortization period of 30 years. This resulted in a percent-of-pay amortization of 1.50% to reflect the assumption changes, for a total rate of 6.62%. The last step is to determine a new amortization period based on the total rate of 6.62%, and round to the nearest integral number of years. Based on the new assumptions, the updated amortization period is 26.83 years, or 27 years when rounded. Therefore, the new target amortization date for full funding of the unfunded actuarial accrued liability, after recognizing the changes in actuarial assumptions, is June 30, 2035.
 - There were no other changes in plan provisions or actuarial cost methods since the prior valuation.

SECTION 1: Valuation Summary for the Duluth Teachers' Retirement Fund Association

Summary of Key Valuation Results

| | 2008 | 2007 |
|---|---------------|---------------|
| Contributions (% of payroll) for plan year beginning July 1: | | |
| Statutory – Chapter 354A | 11.87% | 11.29% |
| Required – Chapter 356 | 15.87% | 14.53% |
| Sufficiency/(Deficiency) | -4.00% | -3.24% |
| Funding elements for plan year beginning July 1: | | |
| Normal cost | \$5,022,602 | \$5,416,358 |
| Market value of assets | 271,616,844 | 318,973,530 |
| Actuarial value of assets (AVA) | 298,067,085 | 288,264,749 |
| Actuarial accrued liability (AAL) | 363,044,284 | 332,216,981 |
| Unfunded/(Overfunded) actuarial accrued liability | 64,977,199 | 43,952,232 |
| Funded ratios as of July 1: | | |
| <u>Accrued Benefit Funded Ratio</u> | 85.68% | 90.09% |
| Current assets (AVA) | \$298,067,085 | \$288,264,749 |
| Current benefit obligations | 347,872,563 | 319,973,899 |
| <u>Projected Benefit Funded Ratio</u> | 89.69% | 91.60% |
| Current and expected future assets | \$356,902,863 | \$344,279,792 |
| Current and expected future benefit obligations (Present Value of Benefits) | 397,909,525 | 375,865,828 |
| GASB 25/27 information: | | |
| Annual required employer contributions for year ending June 30 | \$4,559,594 | \$4,736,451 |
| Accrued Liability Funded Ratio (AVA/AAL) as of July 1 | 82.10% | 86.77% |
| Covered actual payroll | \$51,711,330 | \$50,789,240 |
| Demographic data for plan year beginning July 1: | | |
| Number of pensioners and beneficiaries | 1,243 | 1,227 |
| Number of vested terminated members | 310 | 321 |
| Number of other non-vested terminated members | 676 | 682 |
| Number of active members | 1,140 | 1,150 |
| Total projected payroll* | \$59,548,231 | \$58,666,809 |
| Average annual compensation (actual compensation paid in prior year) | 44,843 | 42,771 |

*Projected payroll includes annualized pay for new hires and increases to current fiscal year.

SECTION 2: Valuation Results for the Duluth Teachers' Retirement Fund Association

A. MEMBER DATA

The Actuarial Valuation and Review considers the number and demographic characteristics of covered members, including active members, vested terminated members, pensioners and beneficiaries.

The ratio of non-actives to actives has increased for the fifth year in a row. If this trend continues, the long-term funding of the Plan will be less sensitive to changes in contributions and more reliant on asset performance.

This section presents a summary of significant statistical data on these member groups.

More detailed information for this valuation year and the preceding valuation can be found in Section 3, Exhibits A through F.

A historical perspective of how the member population has changed over the past several valuations can be seen in this chart.

CHART 1
Member Population: 2002 – 2008

| Year Ended June 30 | Active Members | Vested Terminated Members* | Pensioners and Beneficiaries | Ratio of Non-Actives to Actives |
|-------------------------------|---------------------------|---------------------------------------|---|--|
| 2002 | 1,276 | 305 | 1,085 | 1.09 |
| 2003 | 1,373 | 187 | 1,107 | 0.94 |
| 2004 | 1,178 | 312 | 1,137 | 1.23 |
| 2005 | 1,164 | 313 | 1,153 | 1.26 |
| 2006 | 1,174 | 312 | 1,190 | 1.28 |
| 2007 | 1,150 | 321 | 1,227 | 1.35 |
| 2008 | 1,140 | 310 | 1,243 | 1.36 |

* Excludes terminated members due a refund of employee contributions

SECTION 2: Valuation Results for the Duluth Teachers' Retirement Fund Association

Active Members

Plan costs are affected by the age, years of service and payroll of active members. In this year's valuation, there were 1,140 active members with an average age of 46.6, average years of service of 12.0 years and average projected compensation of \$52,235. The 1,150 active members in the prior valuation had an average age of 46.2, average service of 11.8 years and average projected compensation of \$51,015.

Inactive Members

In this year's valuation, there were 310 members with a vested right to a deferred or immediate vested benefit.

In addition, there were 676 other non-vested terminated members entitled to a return of their employee contributions.

CHART 2

Distribution of Active Members by Age as of June 30, 2008

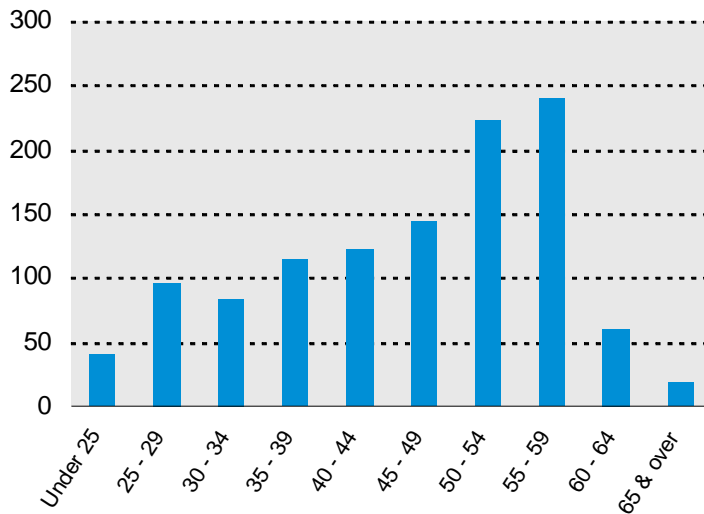
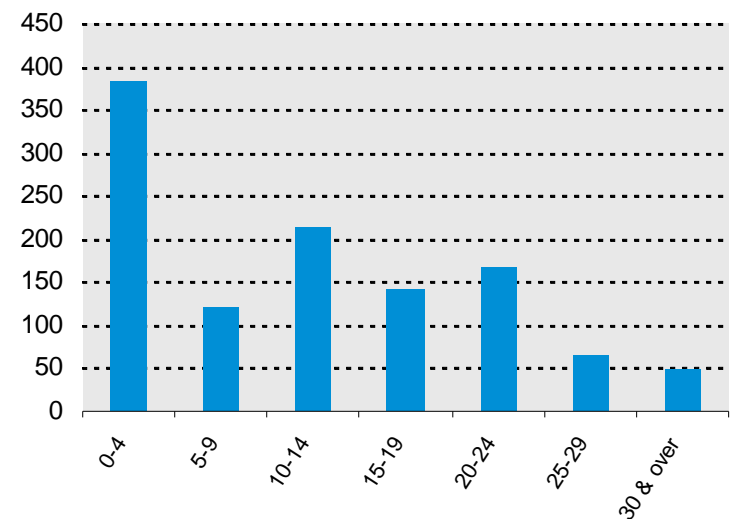


CHART 3

Distribution of Active Members by Years of Service as of June 30, 2008



These graphs show a distribution of active members by age and by years of service.

SECTION 2: Valuation Results for the Duluth Teachers' Retirement Fund Association

Pensioners and Beneficiaries

As of June 30, 2008, 1,145 pensioners (including 17 disabled) and 98 beneficiaries were receiving total monthly benefits of \$1,857,658. For comparison, in the previous valuation, there were 1,134 pensioners (including 15 disabled) and 93 beneficiaries receiving monthly benefits of \$1,748,209.

These graphs show a distribution of the current pensioners and beneficiaries based on their monthly amount and age, by type of pension.

CHART 4
Distribution of Pensioners and Beneficiaries by Type and by Monthly Amount as of June 30, 2008

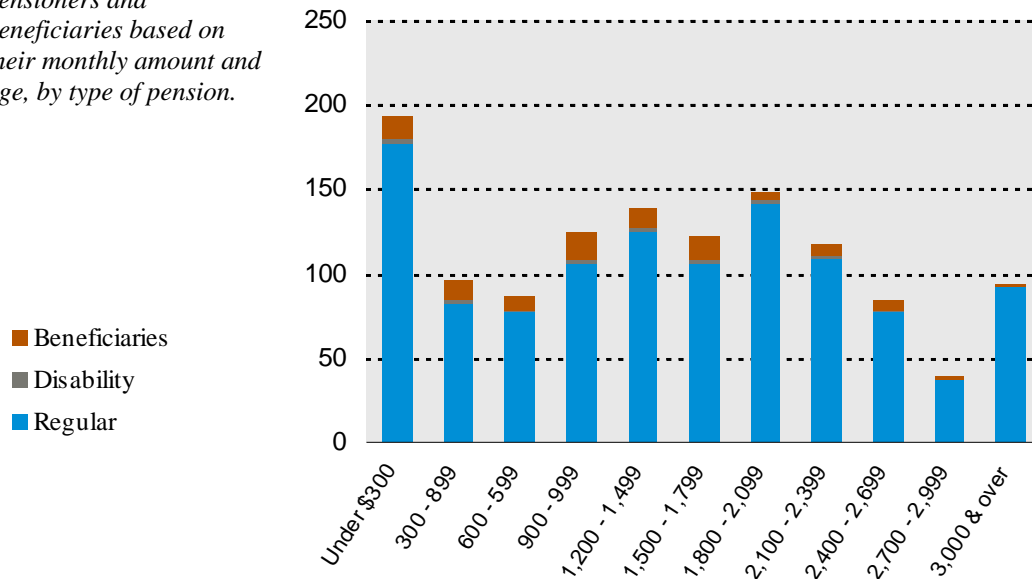
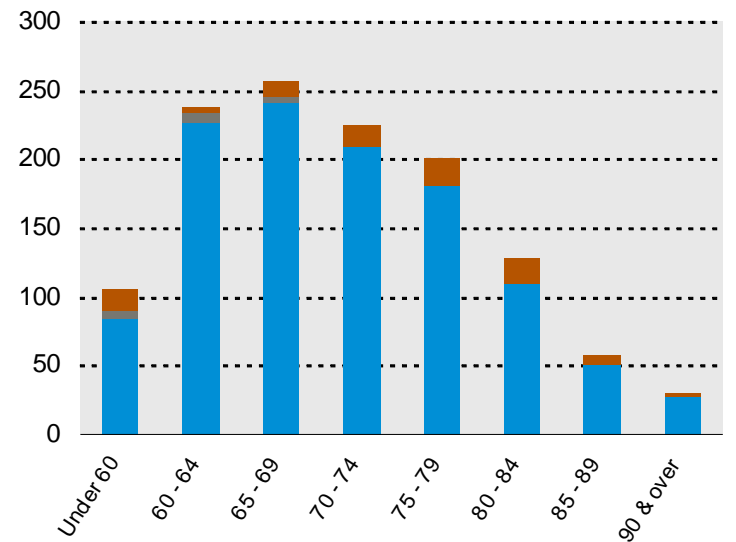


CHART 5
Distribution of Pensioners and Beneficiaries by Type and by Age as of June 30, 2008



SECTION 2: Valuation Results for the Duluth Teachers' Retirement Fund Association

B. FINANCIAL INFORMATION

It is desirable to have level and predictable plan costs from one year to the next. For this reason, the Minnesota Statutes require an asset valuation method that gradually adjusts to market value. Under this valuation method, the full value of market fluctuations is not recognized in a single year and, as a result, the asset value and the plan costs are more stable. The amount of the adjustment to recognize market value is treated as income, which may be positive or negative. Realized and unrealized gains and losses are treated equally and, therefore, the sale of assets has no immediate effect on the actuarial value.

Both the actuarial value and market value of assets are representations of the Fund's financial status. As investment gains and losses are gradually taken into account, the actuarial value of assets tracks the market value of assets. The actuarial asset value is significant because the Fund's liabilities are compared to these assets to determine what portion, if any, remains unfunded. Amortization of the unfunded actuarial accrued liability is an important element in determining the contribution requirement.

CHART 6

Determination of Actuarial Value of Assets for Years Ended June 30, 2008 and June 30, 2007

The chart shows the determination of the actuarial value of assets as of the valuation date.

| | | 2008 | | 2007 | |
|-----|---|------------------------|-------------------------|----------------------|-------------------------|
| 1. | Calculation of unrecognized return | <u>Original Amount</u> | <u>% Not Recognized</u> | | <u>% Not Recognized</u> |
| (a) | Year ended June 30, 2008 | -\$57,603,390 | 80% | -\$46,082,712 | -- |
| (b) | Year ended June 30, 2007 | 28,491,208 | 60% | 17,094,725 | \$22,792,966 |
| (c) | Year ended June 30, 2006 | 6,274,217 | 40% | 2,509,687 | 3,764,530 |
| (d) | Year ended June 30, 2005 | 140,297 | 20% | <u>28,059</u> | 56,119 |
| (e) | Year ended June 30, 2004 | 20,475,829 | | | <u>4,095,166</u> |
| (f) | Total unrecognized return | | | -\$26,450,241 | \$30,708,781 |
| 2. | Market value of assets available for benefits | | | \$271,616,844 | \$318,973,530 |
| 3. | Less: Unrecognized return | | | -\$26,450,241 | <u>30,708,781</u> |
| 4. | Actuarial value of assets (Current Assets): (2) – (3) | | | <u>\$298,067,085</u> | <u>\$288,264,749</u> |
| 5. | Actuarial value as a percent of market value | | | <u>109.74%</u> | <u>90.37%</u> |
| | Total original amount for the last five plan years preceding the valuation date | | | -\$2,221,839 | \$44,034,551 |
| | 20% of total original amount stated above | | | -\$444,368 | \$8,806,910 |

SECTION 2: Valuation Results for the Duluth Teachers' Retirement Fund Association

C. ACTUARIAL EXPERIENCE

To calculate the required contribution, assumptions are made about future events that affect the amount and timing of benefits to be paid and assets to be accumulated. Each year actual experience is measured against the assumptions. If overall experience is more favorable than anticipated (an actuarial gain), the contribution requirement will decrease from the previous year. On the other hand, the contribution requirement will increase if overall actuarial experience is less favorable than expected (an actuarial loss).

Taking account of experience gains or losses in one year without making a change in assumptions reflects the belief that the single year's experience was a short-term development and that, over the long term, experience will return to the original assumptions.

For contribution requirements to remain stable, assumptions should approximate experience.

If assumptions are changed, the contribution requirement is adjusted to take into account a change in experience anticipated for all future years.

The total loss is \$1,449,267, of which a gain of \$2,165,878 is from investments and a loss of \$3,615,145 is from all other sources. The net experience variation from individual sources other than investments was 1.00% of the actuarial accrued liability, which includes age/service retirements, disability, mortality (pre and post-retirement), withdrawal and salary increases.

This chart provides a summary of the actuarial experience during the past year.

CHART 6
Actuarial Experience for Year Ended June 30, 2008

| | |
|--|------------------|
| 1. Net gain from investments on an actuarial value of assets basis | -\$2,165,878 |
| 2. Net gain from salary increases different than assumed | -641,722 |
| 3. Net gain from post-retirement mortality experience | -238,540 |
| 4. Net loss from other experience | <u>4,495,407</u> |
| 5. Net experience loss: (1) + (2) + (3) + (4) | \$1,449,267 |

SECTION 2: Valuation Results for the Duluth Teachers' Retirement Fund Association

D. INFORMATION REQUIRED BY THE GASB

Governmental Accounting Standards Board (GASB) reporting information provides standardized information for comparative purposes of governmental pension plans. This information allows a reader of the financial statements to compare the funding status of one governmental plan to another on relatively equal terms.

Critical information to GASB is the historical comparison of the GASB required contribution to the actual contributions. This comparison demonstrates whether a plan is being funded in accordance with the GASB actuarially required contributions. Section 4, Exhibit III presents a representation of this information for the Fund.

The other critical piece of information regarding the Fund's financial status is the funded ratio. This ratio compares the actuarial value of assets to the actuarial accrued liabilities of the plan as calculated under GASB. High ratios indicate a well-funded plan with assets sufficient to pay most benefits. Lower ratios may indicate recent changes to benefit structures, funding of the plan below actuarial requirements, poor asset performance, or a variety of other factors.

GASB requires that the actuarial value of assets be used to determine the funded ratio as shown in Section 4, Exhibit IV.

SECTION 3: Supplemental Information for the Duluth Teachers' Retirement Fund Association

EXHIBIT A

Table of Plan Coverage

| Category | 2008 | 2007 | Change From Prior Year |
|--|--------------|--------------|-------------------------------|
| Active members in valuation: | | | |
| Number | 1,140 | 1,150 | -0.9% |
| Average age | 46.6 | 46.2 | N/A |
| Average service | 12.0 | 11.8 | N/A |
| Total projected payroll* | \$59,548,231 | \$58,666,809 | 1.5% |
| Average projected* compensation | 52,235 | 51,015 | 2.4% |
| Total active vested members | 821 | 817 | 0.5% |
| Vested terminated members | 310 | 321 | -3.4% |
| Retired participants: | | | |
| Number in pay status | 1,128 | 1,119 | 0.8% |
| Average age | 71.3 | 71.2 | N/A |
| Average monthly benefit | \$1,509 | \$1,448 | 4.2% |
| Disabled members: | | | |
| Number in pay status | 17 | 15 | 13.3% |
| Average age | 61.5 | 61.4 | N/A |
| Average monthly benefit | \$1,177 | \$1,167 | 0.9% |
| Beneficiaries: | | | |
| Number in pay status | 98 | 93 | 5.4% |
| Average age | 76.3 | 75.2 | N/A |
| Average monthly benefit | \$1,256 | \$1,185 | 6.0% |
| Other non-vested terminated members | 676 | 682 | -0.9% |

* Projected payroll includes annualized pay for new hires and increases to current fiscal year.

SECTION 3: Supplemental Information for the Duluth Teachers' Retirement Fund Association

EXHIBIT B-1

**Members in Active Service as of June 30, 2008
By Age, Years of Service, and Average Projected Compensation – Total**

| Age | Years of Service | | | | | | | |
|-----------|------------------|----------|----------|----------|----------|----------|----------|-----------|
| | Total | Under 5 | 5-9 | 10-14 | 15-19 | 20-24 | 25-29 | 30 & Over |
| Under 25 | 39 | 39 | -- | -- | -- | -- | -- | -- |
| | \$18,420 | \$18,420 | -- | -- | -- | -- | -- | -- |
| 25 - 29 | 97 | 96 | 1 | -- | -- | -- | -- | -- |
| | 24,625 | 24,427 | \$43,558 | -- | -- | -- | -- | -- |
| 30 - 34 | 83 | 45 | 26 | 12 | -- | -- | -- | -- |
| | 43,239 | 30,381 | 56,594 | \$62,520 | -- | -- | -- | -- |
| 35 - 39 | 115 | 45 | 21 | 47 | 2 | -- | -- | -- |
| | 54,288 | 40,615 | 55,058 | 66,483 | \$67,236 | -- | -- | -- |
| 40 - 44 | 122 | 29 | 21 | 41 | 27 | 4 | -- | -- |
| | 54,409 | 28,945 | 63,960 | 59,840 | 64,049 | \$68,142 | -- | -- |
| 45 - 49 | 144 | 35 | 16 | 32 | 32 | 28 | 1 | -- |
| | 53,477 | 29,738 | 43,550 | 62,425 | 62,268 | 68,141 | \$65,014 | -- |
| 50 - 54 | 223 | 38 | 21 | 42 | 32 | 61 | 27 | 2 |
| | 60,433 | 31,739 | 64,579 | 60,668 | 64,350 | 68,501 | 73,027 | \$78,445 |
| 55 - 59 | 239 | 31 | 12 | 31 | 43 | 56 | 29 | 37 |
| | 61,659 | 23,809 | 49,979 | 63,623 | 64,479 | 70,660 | 69,413 | 72,540 |
| 60 - 64 | 60 | 16 | 2 | 6 | 6 | 14 | 6 | 10 |
| | 57,112 | 27,702 | 19,489 | 75,884 | 56,515 | 68,330 | 76,438 | 73,484 |
| 65 & Over | 18 | 9 | 1 | 2 | -- | 4 | 1 | 1 |
| | 35,041 | 17,311 | 39,778 | 64,115 | -- | 47,989 | 47,058 | 67,926 |
| Total | 1,140 | 383 | 121 | 213 | 142 | 167 | 64 | 50 |
| | \$52,235 | \$27,889 | \$55,751 | \$63,051 | \$63,572 | \$68,650 | \$71,178 | \$72,872 |

SECTION 3: Supplemental Information for the Duluth Teachers' Retirement Fund Association

EXHIBIT B-2

**Members in Active Service as of June 30, 2008
By Age, Years of Service, and Average Projected Compensation – Old Plan**

| Age | Years of Service | | | | | | | |
|-----------|------------------|---------|----------|----------|----------|----------|----------|-----------|
| | Total | Under 5 | 5-9 | 10-14 | 15-19 | 20-24 | 25-29 | 30 & Over |
| Under 25 | -- | -- | -- | -- | -- | -- | -- | -- |
| 25 - 29 | -- | -- | -- | -- | -- | -- | -- | -- |
| 30 - 34 | -- | -- | -- | -- | -- | -- | -- | -- |
| 35 - 39 | -- | -- | -- | -- | -- | -- | -- | -- |
| 40 - 44 | -- | -- | -- | -- | -- | -- | -- | -- |
| 45 - 49 | -- | -- | -- | -- | -- | -- | -- | -- |
| 50 - 54 | 32 | -- | -- | -- | -- | 5 | 25 | 2 |
| 55 - 59 | \$72,738 | -- | -- | -- | -- | \$68,117 | \$73,206 | \$78,445 |
| 60 - 64 | 67 | -- | 1 | 2 | 2 | 4 | 21 | 37 |
| 65 & Over | 69,261 | -- | \$19,943 | \$37,437 | \$58,346 | 76,994 | 68,429 | 72,540 |
| | 14 | -- | -- | -- | -- | 1 | 4 | 9 |
| | 68,932 | -- | -- | -- | -- | 65,696 | 68,400 | 69,529 |
| | 3 | -- | -- | -- | -- | 1 | 1 | 1 |
| | 58,857 | -- | -- | -- | -- | 61,586 | 47,058 | 67,926 |
| Total | 116 | -- | 1 | 2 | 2 | 11 | 51 | 49 |
| | \$69,911 | -- | \$19,943 | \$37,437 | \$58,346 | \$70,531 | \$70,349 | \$72,133 |

SECTION 3: Supplemental Information for the Duluth Teachers' Retirement Fund Association

EXHIBIT B-3

**Members in Active Service as of June 30, 2008
By Age, Years of Service, and Average Projected Compensation – New Plan**

| Age | Years of Service | | | | | | | |
|-----------|------------------|----------|----------|----------|----------|----------|----------|-----------|
| | Total | Under 5 | 5-9 | 10-14 | 15-19 | 20-24 | 25-29 | 30 & Over |
| Under 25 | 39 | 39 | -- | -- | -- | -- | -- | -- |
| | \$18,420 | \$18,420 | -- | -- | -- | -- | -- | -- |
| 25 - 29 | 97 | 96 | 1 | -- | -- | -- | -- | -- |
| | 24,625 | 24,427 | \$43,558 | -- | -- | -- | -- | -- |
| 30 - 34 | 83 | 45 | 26 | 12 | -- | -- | -- | -- |
| | 43,239 | 30,381 | 56,594 | \$62,520 | -- | -- | -- | -- |
| 35 - 39 | 115 | 45 | 21 | 47 | 2 | -- | -- | -- |
| | 54,288 | 40,615 | 55,058 | 66,483 | \$67,236 | -- | -- | -- |
| 40 - 44 | 122 | 29 | 21 | 41 | 27 | 4 | -- | -- |
| | 54,409 | 28,945 | 63,960 | 59,840 | 64,049 | \$68,142 | -- | -- |
| 45 - 49 | 144 | 35 | 16 | 32 | 32 | 28 | 1 | -- |
| | 53,477 | 29,738 | 43,550 | 62,425 | 62,268 | 68,141 | \$65,014 | -- |
| 50 - 54 | 191 | 38 | 21 | 42 | 32 | 56 | 2 | -- |
| | 58,372 | 31,739 | 64,579 | 60,668 | 64,350 | 68,535 | 70,784 | -- |
| 55 - 59 | 172 | 31 | 11 | 29 | 41 | 52 | 8 | -- |
| | 58,699 | 23,809 | 52,710 | 65,429 | 64,778 | 70,172 | 71,996 | -- |
| 60 - 64 | 46 | 16 | 2 | 6 | 6 | 13 | 2 | 1 |
| | 53,514 | 27,702 | 19,489 | 75,884 | 56,515 | 68,533 | 92,516 | \$109,077 |
| 65 & Over | 15 | 9 | 1 | 2 | -- | 3 | -- | -- |
| | 30,278 | 17,311 | 39,778 | 64,115 | -- | 43,457 | -- | -- |
| Total | 1,024 | 383 | 120 | 211 | 140 | 156 | 13 | 1 |
| | \$50,233 | \$27,889 | \$56,049 | \$63,294 | \$63,647 | \$68,518 | \$74,429 | \$109,077 |

SECTION 3: Supplemental Information for the Duluth Teachers' Retirement Fund Association

**EXHIBIT C-1
Retired Participants as of June 30, 2008
By Age, Years Retired and Average Annual Benefit – Total**

| Age | Years Retired | | | | | | | |
|-----------|---------------|----------|----------|----------|----------|----------|----------|-----------|
| | Total | Under 5 | 5-9 | 10-14 | 15-19 | 20-24 | 25-29 | 30 & Over |
| Under 45 | -- | -- | -- | -- | -- | -- | -- | -- |
| 45 - 49 | -- | -- | -- | -- | -- | -- | -- | -- |
| 50 - 54 | 1 | -- | -- | 1 | -- | -- | -- | -- |
| 55 - 59 | \$7,170 | -- | -- | \$7,170 | -- | -- | -- | -- |
| 60 - 64 | 83 | 83 | -- | -- | -- | -- | -- | -- |
| 65 - 69 | 25,745 | \$25,745 | -- | -- | -- | -- | -- | -- |
| 70 - 74 | 226 | 127 | 96 | 2 | -- | 1 | -- | -- |
| 75 - 79 | 20,653 | 22,181 | \$19,060 | 3,207 | -- | \$14,434 | -- | -- |
| 80 - 84 | 241 | 36 | 125 | 78 | 2 | -- | -- | -- |
| 85 - 89 | 18,061 | 16,051 | 17,261 | 20,382 | \$13,739 | -- | -- | -- |
| 90 & Over | 209 | -- | 35 | 75 | 99 | -- | -- | -- |
| Total | 17,034 | -- | 15,815 | 14,643 | 19,276 | -- | -- | -- |
| | 180 | -- | 3 | 28 | 93 | 56 | -- | -- |
| | 17,792 | -- | 28,039 | 14,676 | 19,914 | 15,277 | -- | -- |
| | 110 | -- | 1 | 2 | 26 | 63 | 18 | -- |
| | 15,751 | -- | 1,092 | 23,916 | 20,293 | 16,053 | \$8,041 | -- |
| | 51 | -- | -- | -- | 3 | 14 | 30 | 4 |
| | 11,834 | -- | -- | -- | 11,966 | 12,425 | 12,183 | \$7,055 |
| | 27 | -- | -- | -- | -- | 1 | 13 | 13 |
| | 11,025 | -- | -- | -- | -- | 1,447 | 10,522 | 12,265 |
| Total | 1,128 | 246 | 260 | 186 | 223 | 135 | 61 | 17 |
| | \$18,106 | \$22,487 | \$17,793 | \$16,991 | \$19,513 | \$15,235 | \$10,607 | \$11,039 |

SECTION 3: Supplemental Information for the Duluth Teachers' Retirement Fund Association

**EXHIBIT C-2
Retired Participants as of June 30, 2008
By Age, Years Retired and Average Annual Benefit – Old Plan**

| Age | Years Retired | | | | | | | |
|--------------|---------------|-----------|-----------|-----------|-----------|-----------|-----------|-----------|
| | Total | Under 5 | 5-9 | 10-14 | 15-19 | 20-24 | 25-29 | 30 & Over |
| Under 45 | -- | -- | -- | -- | -- | -- | -- | -- |
| 45 - 49 | -- | -- | -- | -- | -- | -- | -- | -- |
| 50 - 54 | -- | -- | -- | -- | -- | -- | -- | -- |
| 55 - 59 | 24 | 24 | -- | -- | -- | -- | -- | -- |
| 60 - 64 | \$15,336 | \$15,336 | -- | -- | -- | -- | -- | -- |
| 65 - 69 | 64 | 23 | 39 | 1 | -- | 1 | -- | -- |
| 70 - 74 | 13,104 | 12,298 | \$13,772 | \$4,265 | -- | \$14,434 | -- | -- |
| 75 - 79 | 80 | 5 | 42 | 32 | 1 | -- | -- | -- |
| 80 - 84 | 13,605 | 11,403 | 13,165 | 14,622 | \$10,555 | -- | -- | -- |
| 85 - 89 | 84 | -- | 3 | 39 | 42 | -- | -- | -- |
| 90 & Over | 14,012 | -- | 16,888 | 10,922 | 16,675 | -- | -- | -- |
| Total | 43 | -- | -- | 3 | 19 | 21 | -- | -- |
| | 13,132 | -- | -- | 3,384 | 17,794 | 10,305 | -- | -- |
| | 52 | -- | -- | -- | 3 | 31 | 18 | -- |
| | 11,293 | -- | -- | -- | 20,049 | 12,335 | \$8,041 | -- |
| | 38 | -- | -- | -- | -- | 9 | 25 | 4 |
| | 11,002 | -- | -- | -- | -- | 12,390 | 11,134 | \$7,055 |
| | 27 | -- | -- | -- | -- | 1 | 13 | 13 |
| | 11,025 | -- | -- | -- | -- | 1,447 | 10,522 | 12,265 |
| Total | 412 | 52 | 84 | 75 | 65 | 63 | 56 | 17 |
| | \$12,961 | \$13,614 | \$13,580 | \$12,111 | \$17,064 | \$11,527 | \$9,998 | \$11,039 |

SECTION 3: Supplemental Information for the Duluth Teachers' Retirement Fund Association

EXHIBIT C-3

Retired Participants as of June 30, 2008

By Age, Years Retired and Average Annual Benefit – New Plan

| Age | Years Retired | | | | | | | |
|-----------|---------------|----------|----------|----------|----------|----------|----------|-----------|
| | Total | Under 5 | 5-9 | 10-14 | 15-19 | 20-24 | 25-29 | 30 & Over |
| Under 45 | -- | -- | -- | -- | -- | -- | -- | -- |
| | -- | -- | -- | -- | -- | -- | -- | -- |
| 45 - 49 | -- | -- | -- | -- | -- | -- | -- | -- |
| | -- | -- | -- | -- | -- | -- | -- | -- |
| 50 - 54 | 1 | -- | -- | 1 | -- | -- | -- | -- |
| | \$7,170 | -- | -- | \$7,170 | -- | -- | -- | -- |
| 55 - 59 | 59 | 59 | -- | -- | -- | -- | -- | -- |
| | 29,979 | \$29,979 | -- | -- | -- | -- | -- | -- |
| 60 - 64 | 162 | 104 | 57 | 1 | -- | -- | -- | -- |
| | 23,636 | 24,367 | \$22,679 | 2,150 | -- | -- | -- | -- |
| 65 - 69 | 161 | 31 | 83 | 46 | 1 | -- | -- | -- |
| | 20,276 | 16,801 | 19,334 | 24,389 | \$16,923 | -- | -- | -- |
| 70 - 74 | 125 | -- | 32 | 36 | 57 | -- | -- | -- |
| | 19,064 | -- | 15,714 | 18,673 | 21,193 | -- | -- | -- |
| 75 - 79 | 137 | -- | 3 | 25 | 74 | 35 | -- | -- |
| | 19,254 | -- | 28,039 | 16,031 | 20,458 | \$18,259 | -- | -- |
| 80 - 84 | 58 | -- | 1 | 2 | 23 | 32 | -- | -- |
| | 19,748 | -- | 1,092 | 23,916 | 20,325 | 19,655 | -- | -- |
| 85 - 89 | 13 | -- | -- | -- | 3 | 5 | 5 | -- |
| | 14,266 | -- | -- | -- | 11,966 | 12,487 | \$17,425 | -- |
| 90 & Over | -- | -- | -- | -- | -- | -- | -- | -- |
| | -- | -- | -- | -- | -- | -- | -- | -- |
| Total | 716 | 194 | 176 | 111 | 158 | 72 | 5 | -- |
| | \$21,258 | \$24,865 | \$19,804 | \$20,289 | \$20,520 | \$18,479 | \$17,425 | -- |

SECTION 3: Supplemental Information for the Duluth Teachers' Retirement Fund Association

EXHIBIT D-2

**Disabled Members as of June 30, 2008
By Age, Years Disabled and Average Annual Benefit – Old Plan**

| Age | Years Disabled | | | | | | | |
|-----------|----------------|---------|-----|-------|-------|-------|-------|-----------|
| | Total | Under 5 | 5-9 | 10-14 | 15-19 | 20-24 | 25-29 | 30 & Over |
| Under 45 | -- | -- | -- | -- | -- | -- | -- | -- |
| 45 - 49 | -- | -- | -- | -- | -- | -- | -- | -- |
| 50 - 54 | -- | -- | -- | -- | -- | -- | -- | -- |
| 55 - 59 | -- | -- | -- | -- | -- | -- | -- | -- |
| 60 - 64 | -- | -- | -- | -- | -- | -- | -- | -- |
| 65 - 69 | -- | -- | -- | -- | -- | -- | -- | -- |
| 70 - 74 | -- | -- | -- | -- | -- | -- | -- | -- |
| 75 - 79 | -- | -- | -- | -- | -- | -- | -- | -- |
| 80 - 84 | -- | -- | -- | -- | -- | -- | -- | -- |
| 85 - 89 | -- | -- | -- | -- | -- | -- | -- | -- |
| 90 & Over | -- | -- | -- | -- | -- | -- | -- | -- |
| Total | -- | -- | -- | -- | -- | -- | -- | -- |

SECTION 3: Supplemental Information for the Duluth Teachers' Retirement Fund Association

**EXHIBIT D-3
 Disabled Members as of June 30, 2008
 By Age, Years Disabled and Average Annual Benefit – New Plan**

| Age | Years Disabled | | | | | | | |
|-----------|----------------|----------|----------|---------|----------|-------|-------|-----------|
| | Total | Under 5 | 5-9 | 10-14 | 15-19 | 20-24 | 25-29 | 30 & Over |
| Under 45 | -- | -- | -- | -- | -- | -- | -- | -- |
| 45 - 49 | -- | -- | -- | -- | -- | -- | -- | -- |
| 50 - 54 | 2 | 2 | -- | -- | -- | -- | -- | -- |
| 55 - 59 | \$9,113 | \$9,113 | -- | -- | -- | -- | -- | -- |
| 60 - 64 | 3 | 3 | -- | -- | -- | -- | -- | -- |
| 65 - 69 | 21,025 | 21,025 | -- | -- | -- | -- | -- | -- |
| 70 - 74 | 8 | 1 | 2 | 3 | 2 | -- | -- | -- |
| 75 - 79 | 11,631 | 12,176 | \$15,339 | \$6,252 | \$15,721 | -- | -- | -- |
| 80 - 84 | 4 | 1 | 2 | -- | 1 | -- | -- | -- |
| 85 - 89 | 16,447 | 16,462 | 15,105 | -- | 19,116 | -- | -- | -- |
| 90 & Over | -- | -- | -- | -- | -- | -- | -- | -- |
| | -- | -- | -- | -- | -- | -- | -- | -- |
| Total | 17 | 7 | 4 | 3 | 3 | -- | -- | -- |
| | \$14,126 | \$15,706 | \$15,222 | \$6,252 | \$16,853 | -- | -- | -- |

SECTION 3: Supplemental Information for the Duluth Teachers' Retirement Fund Association

EXHIBIT E-1

Beneficiaries as of June 30, 2008

By Age, Years Since Death and Average Annual Benefit – Total

| Age | Years Since Member's Retirement Date | | | | | | | |
|--------------|--------------------------------------|----------------|-----------------|-----------------|-----------------|-----------------|-----------------|----------------|
| | Total | Under 5 | 5-9 | 10-14 | 15-19 | 20-24 | 25-29 | 30 & Over |
| Under 45 | 6 | -- | -- | 4 | 2 | -- | -- | -- |
| | \$3,965 | -- | -- | \$256 | \$11,382 | -- | -- | -- |
| 45 - 49 | 4 | -- | 1 | 2 | 1 | -- | -- | -- |
| | 7,989 | -- | \$19,716 | 511 | 11,217 | -- | -- | -- |
| 50 - 54 | 2 | 2 | -- | -- | -- | -- | -- | -- |
| | 8,262 | \$8,262 | -- | -- | -- | -- | -- | -- |
| 55 - 59 | 4 | 2 | -- | 1 | -- | 1 | -- | -- |
| | 7,718 | 5,164 | -- | 15,097 | -- | \$5,449 | -- | -- |
| 60 - 64 | 4 | -- | 1 | 1 | 2 | -- | -- | -- |
| | 19,921 | -- | 17,532 | 17,121 | 22,515 | -- | -- | -- |
| 65 - 69 | 12 | -- | 4 | 4 | 4 | -- | -- | -- |
| | 23,004 | -- | 17,249 | 22,854 | 28,910 | -- | -- | -- |
| 70 - 74 | 16 | -- | -- | 3 | 9 | 4 | -- | -- |
| | 16,511 | -- | -- | 15,661 | 18,674 | 12,281 | -- | -- |
| 75 - 79 | 20 | -- | 1 | 2 | 8 | 9 | -- | -- |
| | 16,629 | -- | 18,227 | 24,548 | 15,686 | 15,530 | -- | -- |
| 80 - 84 | 19 | -- | -- | -- | 2 | 11 | 6 | -- |
| | 17,879 | -- | -- | -- | 18,145 | 18,917 | \$15,888 | -- |
| 85 - 89 | 7 | -- | -- | 1 | -- | -- | 4 | 2 |
| | 9,086 | -- | -- | 2,026 | -- | -- | 9,585 | \$11,620 |
| 90 & Over | 4 | -- | -- | -- | -- | -- | -- | 4 |
| | 7,994 | -- | -- | -- | -- | -- | -- | 7,994 |
| Total | 98 | 4 | 7 | 18 | 28 | 25 | 10 | 6 |
| | \$15,072 | \$6,713 | \$17,781 | \$12,432 | \$18,732 | \$16,097 | \$13,366 | \$9,203 |

SECTION 3: Supplemental Information for the Duluth Teachers' Retirement Fund Association

EXHIBIT E-2

Beneficiaries as of June 30, 2008

By Age, Years Since Death and Average Annual Benefit – Old Plan

| Age | Years Since Member's Retirement Date | | | | | | | |
|--------------|--------------------------------------|-----------|----------|----------|----------|----------|----------|-----------|
| | Total | Under 5 | 5-9 | 10-14 | 15-19 | 20-24 | 25-29 | 30 & Over |
| Under 45 | -- | -- | -- | -- | -- | -- | -- | -- |
| 45 - 49 | -- | -- | -- | -- | -- | -- | -- | -- |
| 50 - 54 | -- | -- | -- | -- | -- | -- | -- | -- |
| 55 - 59 | 2 | -- | -- | 1 | -- | 1 | -- | -- |
| 60 - 64 | \$10,273 | -- | -- | \$15,097 | -- | \$5,449 | -- | -- |
| 65 - 69 | 3 | -- | 1 | -- | 2 | -- | -- | -- |
| 70 - 74 | 20,854 | -- | \$17,532 | -- | \$22,515 | -- | -- | -- |
| 75 - 79 | 4 | -- | 1 | 1 | 2 | -- | -- | -- |
| 80 - 84 | 18,575 | -- | 1,862 | 21,457 | 25,490 | -- | -- | -- |
| 85 - 89 | 5 | -- | -- | 2 | 2 | 1 | -- | -- |
| 90 & Over | 10,682 | -- | -- | 10,210 | 11,693 | 9,604 | -- | -- |
| Total | 3 | -- | -- | -- | 1 | 2 | -- | -- |
| | 9,942 | -- | -- | -- | 3,031 | 13,398 | -- | -- |
| | 8 | -- | -- | -- | -- | 4 | 4 | -- |
| | 18,123 | -- | -- | -- | -- | 19,795 | \$16,451 | -- |
| | 6 | -- | -- | -- | -- | -- | 4 | 2 |
| | 10,263 | -- | -- | -- | -- | -- | 9,585 | \$11,620 |
| | 4 | -- | -- | -- | -- | -- | -- | 4 |
| | 7,994 | -- | -- | -- | -- | -- | -- | 7,994 |
| Total | 35 | -- | 2 | 4 | 7 | 8 | 8 | 6 |
| | \$13,691 | -- | \$9,697 | \$14,243 | \$17,490 | \$15,129 | \$13,018 | \$9,203 |

SECTION 3: Supplemental Information for the Duluth Teachers' Retirement Fund Association

EXHIBIT E-3

Beneficiaries as of June 30, 2008

By Age, Years Since Death and Average Annual Benefit – New Plan

| Age | Years Since Member's Retirement Date | | | | | | | |
|-----------|--------------------------------------|---------|----------|----------|----------|----------|----------|-----------|
| | Total | Under 5 | 5-9 | 10-14 | 15-19 | 20-24 | 25-29 | 30 & Over |
| Under 45 | 6 | -- | -- | 4 | 2 | -- | -- | -- |
| | \$3,965 | -- | -- | \$256 | \$11,382 | -- | -- | -- |
| 45 - 49 | 4 | -- | 1 | 2 | 1 | -- | -- | -- |
| | 7,989 | -- | \$19,716 | 511 | 11,217 | -- | -- | -- |
| 50 - 54 | 2 | 2 | -- | -- | -- | -- | -- | -- |
| | 8,262 | \$8,262 | -- | -- | -- | -- | -- | -- |
| 55 - 59 | 2 | 2 | -- | -- | -- | -- | -- | -- |
| | 5,164 | 5,164 | -- | -- | -- | -- | -- | -- |
| 60 - 64 | 1 | -- | -- | 1 | -- | -- | -- | -- |
| | 17,121 | -- | -- | 17,121 | -- | -- | -- | -- |
| 65 - 69 | 8 | -- | 3 | 3 | 2 | -- | -- | -- |
| | 25,219 | -- | 22,377 | 23,319 | 32,330 | -- | -- | -- |
| 70 - 74 | 11 | -- | -- | 1 | 7 | 3 | -- | -- |
| | 19,161 | -- | -- | 26,564 | 20,669 | \$13,174 | -- | -- |
| 75 - 79 | 17 | -- | 1 | 2 | 7 | 7 | -- | -- |
| | 17,809 | -- | 18,227 | 24,548 | 17,494 | 16,140 | -- | -- |
| 80 - 84 | 11 | -- | -- | -- | 2 | 7 | 2 | -- |
| | 17,702 | -- | -- | -- | 18,145 | 18,415 | \$14,762 | -- |
| 85 - 89 | 1 | -- | -- | 1 | -- | -- | -- | -- |
| | 2,026 | -- | -- | 2,026 | -- | -- | -- | -- |
| 90 & Over | -- | -- | -- | -- | -- | -- | -- | -- |
| | -- | -- | -- | -- | -- | -- | -- | -- |
| Total | 63 | 4 | 5 | 14 | 21 | 17 | 2 | -- |
| | \$16,059 | \$6,713 | \$21,015 | \$11,915 | \$19,146 | \$16,553 | \$14,762 | -- |

SECTION 3: Supplemental Information for the Duluth Teachers' Retirement Fund Association

EXHIBIT F

Reconciliation of Member Data

| | Active Members | Vested Terminated Members | Other Non- Vested Terminated Members | Retired Participants | Disabled Members | Beneficiaries | Total |
|----------------------------------|-------------------|---------------------------------|---|-------------------------|---------------------|---------------|------------|
| A. Number as of June 30, 2007 | 1,150 | 321 | 682 | 1,119 | 15 | 93 | 3,380 |
| B. Additions | 102 | 3 | 6 | -- | -- | 3 | 114 |
| C. Deletions: | | | | | | | -- |
| 1. Retirements | -27 | -14 | -3 | 44 | -- | -- | -- |
| 2. Disability | -2 | -1 | -- | -- | 3 | -- | -- |
| 3. Died with beneficiary | -1 | -- | -- | -7 | -- | 8 | -- |
| 4. Died without beneficiary | -- | -1 | -2 | -28 | -1 | -6 | -38 |
| 5. Terminated – deferred | -2 | 11 | -9 | -- | -- | -- | -- |
| 6. Terminated – other non-vested | -95 | -1 | 96 | -- | -- | -- | -- |
| 7. Refunds | -5 | -- | 5 | -- | -- | -- | -- |
| 8. Rehired as active | 20 | -8 | -12 | -- | -- | -- | -- |
| 9. Contributions Written Off | -- | -- | -53 | -- | -- | -- | -53 |
| 10. Expired Benefits | -- | -- | -- | -- | -- | -- | -- |
| D. Data Adjustments | -- | -- | <u>-34</u> | -- | -- | -- | <u>-34</u> |
| E. Number as of June 30, 2008 | 1,140 | 310 | 676 | 1,128 | 17 | 98 | 3,369 |

SECTION 3: Supplemental Information for the Duluth Teachers' Retirement Fund Association

EXHIBIT G

Schedule of Pensioners and Beneficiaries Added to and Removed from Rolls

| Fiscal Year | Added to Rolls | | Removed from Rolls | | Rolls – End of Year | | % Increase in Annual Allowances | Average Annual Allowances |
|------------------------|-----------------------|------------------------------|---------------------------|------------------------------|----------------------------|------------------------------|--|--|
| | Number | Annual Allowances | Number | Annual Allowances | Number | Annual Allowances | | |
| 1999 | 61 | 1,263,965 | 32 | 251,972 | 939 | 10,926,102 | 12.1 | 11,636 |
| 2000 | 90 | 2,519,000 | 33 | 633,465 | 996 | 12,359,721 | 13.1 | 12,409 |
| 2001 | 88 | 2,458,668 | 26 | 547,671 | 1,058 | 14,341,500 | 16.0 | 13,555 |
| 2002 | 56 | 1,817,094 | 29 | 800,165 | 1,085 | 15,968,396 | 11.3 | 14,717 |
| 2003 | 41 | 1,191,364 | 19 | 574,944 | 1,107 | 16,767,603 | 5.0 | 15,147 |
| 2004 | 56 | 1,203,279 | 26 | 303,856 | 1,137 | 18,240,239 | 8.8 | 16,042 |
| 2005 | 64 | 1,373,262 | 48 | 603,930 | 1,153 | 18,936,633 | 3.8 | 16,424 |
| 2006 | 66 | 1,359,258 | 29 | 312,333 | 1,190 | 19,901,351 | 5.1 | 16,724 |
| 2007 | 62 | 1,426,530 | 25 | 345,683 | 1,227 | 20,978,509 | 5.4 | 17,097 |
| 2008 | 58 | 1,196,895 | 42 | 525,597 | 1,243 | 22,291,901 | 6.3 | 17,934 |

SECTION 3: Supplemental Information for the Duluth Teachers' Retirement Fund Association

EXHIBIT H

Statement of Change in Net Plan Assets for Year Ended June 30, 2008

| | Market Value |
|---|---------------------|
| A. Assets available at beginning of year (BOY) | \$318,973,530 |
| B. Additions: | |
| 1. Member contributions | \$2,954,062 |
| 2. Employer contributions | 2,994,086 |
| 3. Direct State aid | -- |
| 4. Investment income | 10,339,717 |
| 5. Investment expenses | -1,591,864 |
| 6. Other | 31,173 |
| 7. Net appreciation/(depreciation) | <u>-39,957,251</u> |
| 8. Total Additions | -\$25,230,077 |
| C. Operating Expenses: | |
| 1. Service retirements | \$19,934,499 |
| 2. Disability benefits | 218,783 |
| 3. Survivor benefits | 1,426,239 |
| 4. Refunds | 59,144 |
| 5. Administrative expenses | <u>487,944</u> |
| 6. Total operating expenses | \$22,126,609 |
| D. Other changes in reserves | -- |
| E. Assets available at end of year (EOY) | \$271,616,844 |
| F. Determination of current year unrecognized asset return | |
| 1. Average balance: | |
| (a) Assets available at BOY: (A) | \$318,973,530 |
| (b) Assets available at EOY: (E) | 271,616,844 |
| (c) Average balance [(a) + (b) – Net Investment Income] / 2 [Net Investment Income: (B.4) + (B.5) + (B.6) + (B.7)] | 310,884,300 |
| 2. Expected return: 8.50% x (F.1.(c)) | 26,425,165 |
| 3. Actual return: (B.4) + (B.5) + (B.6) + (B.7) | <u>-31,178,225</u> |
| 4. Current year unrecognized asset return: (F.3) – (F.2) | -\$57,603,390 |

SECTION 3: Supplemental Information for the Duluth Teachers' Retirement Fund Association

EXHIBIT I

Statement of Plan Net Assets for Year Ended June 30, 2008

| | Market Value |
|--|----------------------|
| Assets in trust | |
| Cash, equivalents, short-term securities | \$21,634,841 |
| Investments: | |
| Fixed income | \$144,043,648 |
| Equity and other | 129,178,502 |
| Real estate and mortgages | -- |
| Invested securities lending collateral | 44,213,053 |
| Other assets | <u>342,105</u> |
| Total assets in trust | \$339,412,149 |
| Assets receivable | \$13,642,490 |
| Liabilities | |
| Invested securities lending collateral | -\$44,213,053 |
| Stock and bond purchases, and accounts payable | <u>-37,224,742</u> |
| Total liabilities | -\$81,437,795 |
| Net assets held in Trust for Pension Benefits | |
| Member reserves | \$32,750,049 |
| Other reserves | <u>238,866,795</u> |
| Total Assets Available for Benefits | \$271,616,844 |
| Net Assets at Market Value | <u>\$271,616,844</u> |

SECTION 3: Supplemental Information for the Duluth Teachers' Retirement Fund Association

EXHIBIT J

Actuarial Value of Assets Calculation History Through June 30, 2008

| Year Ended June 30 | Employer Contributions | Employee Contributions | Net Investment Return* | Administrative Expenses | Benefit Payments | Actuarial Value of Assets at End of Year |
|-------------------------------|-----------------------------------|-----------------------------------|---------------------------------------|------------------------------------|-----------------------------|---|
| 2002 | -- | -- | -- | -- | -- | \$280,515,000 |
| 2003 | \$2,933,000 | \$3,299,000 | \$9,174,000 | \$445,000 | \$17,009,000 | 278,467,000 |
| 2004 | 2,826,730 | 2,991,801 | 10,518,561 | 448,704 | 17,406,336 | 276,949,052 |
| 2005 | 2,845,684 | 2,924,264 | 4,566,718 | 436,507 | 18,368,390 | 268,480,821 |
| 2006 | 2,867,299 | 3,030,418 | 16,291,585 | 424,840 | 19,319,594 | 270,925,689 |
| 2007 | 2,940,697 | 2,978,435 | 32,143,488 | 456,987 | 20,266,573 | 288,264,749 |
| 2008 | 2,994,086 | 2,954,062 | 25,980,797 | 487,944 | 21,638,665 | 298,067,085 |

* *Net Investment Return on an Actuarial Value of Assets basis, and net of investment fees.*

SECTION 3: Supplemental Information for the Duluth Teachers' Retirement Fund Association

EXHIBIT K

Development of Unfunded/(Overfunded) Actuarial Accrued Liability for Year Ended June 30, 2008

| | | |
|---|------------------|---------------------|
| 1. Unfunded/(Overfunded) actuarial accrued liability at beginning of year | | \$43,952,232 |
| 2. Normal cost at beginning of year, including expenses | | 5,904,301 |
| 3. Total contributions | | 5,948,148 |
| 4. Interest | | |
| (a) For whole year on (1) + (2) | \$4,237,805 | |
| (b) For half year on (3) | <u>252,796</u> | |
| (c) Total interest: (4a) – (4b) | | <u>3,985,009</u> |
| 5. Expected unfunded/(overfunded) actuarial accrued liability: (1) + (2) – (3) + (4(c)) | | \$47,893,394 |
| 6. Changes due to (gain)/loss from: | | |
| (a) Investments | -\$2,165,878 | |
| (b) Demographics* | <u>3,615,145</u> | |
| (c) Total changes due to (gain)/loss | | 1,449,267 |
| 7. Increase due to changes in actuarial assumptions | | <u>15,634,538</u> |
| 8. Unfunded/(Overfunded) actuarial accrued liability at end of year | | <u>\$64,977,199</u> |

* Includes (gain)/loss due to age/service retirements, disability, mortality (pre and post-retirement), withdrawal and salary increases.

SECTION 3: Supplemental Information for the Duluth Teachers' Retirement Fund Association

EXHIBIT L

Definitions of Pension Terms

The following list defines certain technical terms for the convenience of the reader:

Assumptions or Actuarial Assumptions:

The estimates on which the cost of the Fund is calculated including:

- (a) Investment return — the rate of investment yield that the Fund will earn over the long-term future;
- (b) Mortality rates — the death rates of employees and pensioners; life expectancy is based on these rates;
- (c) Retirement rates — the rate or probability of retirement at a given age;
- (d) Turnover rates — the rates at which employees of various ages are expected to leave employment for reasons other than death, disability, or retirement.

Normal Cost:

The amount of contributions required to fund the benefit allocated to the current year of service.

Actuarial Accrued Liability For Actives:

The equivalent of the accumulated normal costs allocated to the years before the valuation date.

Actuarial Accrued Liability For Pensioners:

The single sum value of lifetime benefits to existing pensioners. This sum takes account of life expectancies appropriate to the ages of the pensioners and the interest that the sum is expected to earn before it is entirely paid out in benefits.

Unfunded Actuarial Accrued Liability:

The extent to which the actuarial accrued liability of the Fund exceeds the assets of the Fund. There is a wide range of approaches to paying off the unfunded actuarial accrued liability, from meeting the interest accrual only to amortizing it over a specific period of time.

SECTION 3: Supplemental Information for the Duluth Teachers' Retirement Fund Association

Amortization of the Unfunded Actuarial Accrued Liability:

Payments made over a period of years equal in value to the Fund's unfunded actuarial accrued liability.

Investment Return:

The rate of earnings of the Fund from its investments, including interest, dividends and capital gain and loss adjustments, computed as a percentage of the average value of the fund. For actuarial purposes, the investment return often reflects a smoothing of the capital gains and losses to avoid significant swings in the value of assets from one year to the next.

Accrued Benefit Funded Ratio:

A current year funded status that measures the percent of benefits covered by Current Assets. This ratio is based on benefits earned to the valuation date (accrued service) and includes future salary increases to retirement. The liability for these benefits is defined as the Current Benefit Obligations. The Accrued Benefit Funded Ratio is calculated as the Actuarial Value of Assets (Current Assets) divided by the Current Benefit Obligations.

Projected Benefit Funded Ratio:

A projected funded status that measures contribution sufficiency/deficiency, which is based on a present value of all plan benefits for the lifetime of all plan members. The liability for these benefits is defined as the Current and Expected Future Benefit Obligations, or Present Value of Benefits. The Current and Expected Future Assets are determined as the sum of the Actuarial Value of Assets (Current Assets), the Present Value of Expected Future Statutory Supplemental Contributions and the Present Value of Future Normal Costs. The Projected Benefit Funded Ratio is calculated as the Current and Expected Future Assets divided by the Current and Expected Future Benefit Obligations. If the ratio is equal to or more than 100%, there is a contribution sufficiency, and if it is less than 100% there is a contribution deficiency.

SECTION 4: Reporting Information for the Duluth Teachers' Retirement Fund Association

EXHIBIT I

Summary of Actuarial Valuation Results

The valuation was made with respect to the following data supplied to us:

| | | |
|---|-----|-------|
| 1. Pensioners as of the valuation date (including 98 beneficiaries in pay status) | | 1,243 |
| 2. Members inactive during year ended June 30, 2008 with vested rights | | 310 |
| 3. Members active during the year ended June 30, 2008 | | 1,140 |
| Fully vested | 821 | |
| Not vested | 319 | |
| 4. Other non-vested terminated members as of June 30, 2008 | | 676 |

SECTION 4: Reporting Information for the Duluth Teachers' Retirement Fund Association

EXHIBIT I (continued)

Summary of Actuarial Valuation Results

| | Actuarial Present Value of Projected Benefits | Actuarial Present Value of Future Normal Costs | Actuarial Accrued Liability |
|--|--|---|--|
| A. Determination of Actuarial Accrued Liability | | | |
| 1. Active members: | | | |
| (a) Retirement benefits | \$155,371,435 | \$28,693,771 | \$126,677,664 |
| (b) Disability benefits | 1,702,632 | 522,269 | 1,180,363 |
| (c) Death benefits | 2,853,958 | 807,903 | 2,046,055 |
| (d) Withdrawal benefits | <u>7,031,093</u> | <u>4,841,298</u> | <u>2,189,795</u> |
| (e) Total | \$166,959,118 | \$34,865,241 | \$132,093,877 |
| 2. Vested terminated members | \$12,645,823 | -- | \$12,645,823 |
| 3. Other non-vested terminated members | 1,050,125 | -- | 1,050,125 |
| 4. Annuitants | <u>217,254,459</u> | -- | <u>217,254,459</u> |
| 5. Total | \$397,909,525 | \$34,865,241 | \$363,044,284 |
| B. Determination of Unfunded Actuarial Accrued Liability | | | |
| 1. Actuarial Accrued Liability | | | \$363,044,284 |
| 2. Actuarial Value of Assets | | | <u>298,067,085</u> |
| 3. Unfunded Actuarial Accrued Liability: (1) – (2) | | | \$64,977,199 |
| C. Determination of Supplemental Contribution Rate | | | |
| 1. Present value of future payrolls through the amortization date of June 30, 2035 | | | \$985,145,958 |
| 2. Supplemental contribution rate: (B.3) / (C.1) | | | 6.60% |

SECTION 4: Reporting Information for the Duluth Teachers' Retirement Fund Association

**EXHIBIT II
Actuarial Balance Sheet**

| | | | | |
|---|----|--------------------------|----------------------|---------------------|
| A. Current Assets | | | | \$298,067,085 |
| B. Expected Future Assets | | | | |
| 1. Present Value of Expected Future Statutory Supplemental Contributions | | | | \$23,970,537 |
| 2. Present Value of Future Normal Costs | | | | <u>34,865,241</u> |
| 3. Total Expected Future Assets | | | | \$58,835,778 |
| C. Total Current and Expected Future Assets | | | | \$356,902,863 |
| D. Current Benefit Obligations | | | | |
| | | <u>Non-Vested</u> | <u>Vested</u> | <u>Total</u> |
| 1. Benefit recipients: | | | | |
| (a) Retirement annuities | -- | \$202,221,675 | | \$202,221,675 |
| (b) Disability benefits | -- | 2,974,879 | | 2,974,879 |
| (c) Beneficiaries | -- | 12,057,905 | | 12,057,905 |
| 2. Vested terminated members | -- | 12,645,823 | | 12,645,823 |
| 3. Other non-vested terminated members | -- | 1,050,125 | | 1,050,125 |
| 4. Active members: | | | | |
| (a) Retirement benefits | | \$660,339 | \$108,790,491 | \$109,450,830 |
| (b) Disability benefits | | 11,480 | 1,112,074 | 1,123,554 |
| (c) Death benefits | | 16,655 | 1,911,891 | 1,928,546 |
| (d) Withdrawal benefits | | <u>204,382</u> | <u>4,214,844</u> | <u>4,419,226</u> |
| 5. Total Current Benefit Obligations | | \$892,856 | \$346,979,707 | \$347,872,563 |
| E. Expected Future Benefit Obligations | | | | <u>\$50,036,962</u> |
| F. Total Current and Expected Future Benefit Obligations - Present Value of Benefits: (D.5 + E) | | | | \$397,909,525 |
| G. Current Unfunded Actuarial Liability (D.5 - A) | | | | \$49,805,478 |
| H. Current and Future Unfunded Actuarial Liability (F - C) | | | | <u>\$41,006,662</u> |

SECTION 4: Reporting Information for the Duluth Teachers' Retirement Fund Association

EXHIBIT III

Supplementary Information Required by the GASB – Schedule of Employer Contributions

| Plan Year Ended June 30 | Actuarially Required Contribution Rate (a) | Actual Covered Payroll (b) | Actual Member Contributions (c) | Annual Required Employer Contributions [(a) x (b)] – (c) = (d) | Actual Employer Contributions* (e) | Percentage Contributed (e) / (d) |
|--|---|---|--|---|---|---|
| 1991 | 10.70% | \$42,297,000 | \$2,043,000 | \$2,483,000 | \$2,449,000 | 98.63% |
| 1992 | 11.09 | 42,884,000 | 2,124,000 | 2,632,000 | 2,483,000 | 94.34 |
| 1993 | 11.42 | 43,282,000 | 2,126,000 | 2,817,000 | 2,506,000 | 88.96 |
| 1994 | 10.21 | 43,109,000 | 2,230,000 | 2,171,000 | 2,496,000 | 114.97 |
| 1995 | 10.36 | 46,528,000 | 2,144,000 | 2,676,000 | 2,694,000 | 100.67 |
| 1996 | 13.23 | 44,870,000 | 2,570,000 | 3,366,000 | 2,598,000 | 77.18 |
| 1997 | 13.60 | 46,770,000 | 2,644,000 | 3,717,000 | 2,708,000 | 72.85 |
| 1998 | 12.87 | 47,064,000 | 2,664,000 | 3,393,000 | 3,211,000 | 94.64 |
| 1999 | 10.24 | 52,176,000 | 3,118,000 | 2,225,000 | 3,507,000 | 157.62 |
| 2000 | 9.16 | 52,270,000 | 3,152,000 | 1,636,000 | 3,512,000 | 214.67 |
| 2001 | 8.51 | 51,996,000 | 3,141,000 | 1,284,000 | 3,497,000 | 272.35 |
| 2002 | 7.49 | 51,054,000 | 3,275,000 | 549,000 | 3,442,000 | 626.96 |
| 2003** | 9.85 | 50,656,000 | 3,299,000 | 1,691,000 | 2,933,000 | 173.45 |
| 2004 | 11.27 | 48,820,898 | 2,991,801 | 2,510,314 | 2,826,730 | 112.60 |
| 2005 | 12.11 | 49,148,256 | 2,924,264 | 3,027,590 | 2,845,684 | 93.99 |
| 2006 | 14.16 | 49,521,572 | 3,030,418 | 3,981,837 | 2,867,299 | 72.01 |
| 2007 | 15.19 | 50,789,240 | 2,978,435 | 4,736,451 | 2,940,697 | 62.09 |
| 2008 | 14.53 | 51,711,330 | 2,954,062 | 4,559,594 | 2,994,086 | 65.67 |

* Includes contributions from other sources (if applicable)

** Actuarially Required Contribution Rate prior to change in actuarial assumptions and plan provisions is 7.62%.

SECTION 4: Reporting Information for the Duluth Teachers' Retirement Fund Association

EXHIBIT IV

Supplementary Information Required by the GASB – Schedule of Funding Progress

| Actuarial Valuation Date | Actuarial Value of Assets (a) | Actuarial Accrued Liability (AAL) (b) | Unfunded/ (Overfunded) AAL (UAAL) (b) – (a) | Funded Ratio (a) / (b) | Actual Covered Payroll (Previous FY) (c) | UAAL as a Percentage of Covered Payroll [(b) – (a)] / (c) |
|---------------------------------|--------------------------------------|--|--|-------------------------------|---|--|
| 07/01/1991 | \$105,087,000 | \$117,582,000 | \$12,495,000 | 89.37% | \$42,297,000 | 29.54% |
| 07/01/1992 | 116,492,000 | 124,140,000 | 7,648,000 | 93.84 | 42,884,000 | 17.83 |
| 07/01/1993 | 130,856,000 | 132,700,000 | 1,844,000 | 98.61 | 43,282,000 | 4.26 |
| 07/01/1994 | 133,632,000 | 137,042,000 | 3,410,000 | 97.51 | 43,109,000 | 7.91 |
| 07/01/1995 | 142,852,000 | 173,965,000 | 31,113,000 | 82.12 | 46,528,000 | 66.87 |
| 07/01/1996 | 157,007,000 | 189,518,000 | 32,511,000 | 82.85 | 44,870,000 | 72.46 |
| 07/01/1997 | 170,059,000 | 197,820,000 | 27,761,000 | 85.97 | 46,770,000 | 59.36 |
| 07/01/1998 | 187,482,000 | 197,078,000 | 9,596,000 | 95.13 | 47,064,000 | 20.39 |
| 07/01/1999 | 218,699,000 | 220,540,000 | 1,841,000 | 99.17 | 52,176,000 | 3.53 |
| 07/01/2000 | 251,007,000 | 241,899,000 | -9,108,000 | 103.77 | 52,270,000 | -17.42 |
| 07/01/2001 | 273,618,000 | 254,255,000 | -19,363,000 | 107.62 | 51,996,000 | -37.24 |
| 07/01/2002 | 280,515,000 | 279,428,000 | -1,087,000 | 100.39 | 51,054,000 | -2.13 |
| 07/01/2003 | 278,467,000 | 291,109,000 | 12,642,000 | 95.66 | 50,656,000 | 24.96 |
| 07/01/2004 | 276,949,052 | 301,704,445 | 24,755,393 | 91.79 | 48,820,898 | 50.71 |
| 07/01/2005 | 268,480,821 | 310,923,929 | 42,443,108 | 86.35 | 49,148,256 | 86.36 |
| 07/01/2006 | 270,925,689 | 322,229,167 | 51,303,478 | 84.08 | 49,521,572 | 103.60 |
| 07/01/2007 | 288,264,749 | 332,216,981 | 43,952,232 | 86.77 | 50,789,240 | 86.54 |
| 07/01/2008 | 298,067,085 | 363,044,284 | 64,977,199 | 82.10 | 51,711,330 | 125.65 |

SECTION 4: Reporting Information for the Duluth Teachers' Retirement Fund Association

Exhibit V

Determination of Contribution Sufficiency – Total

| | July 1, 2008 | |
|---|---------------------------|----------------------|
| | Percent of Payroll | Dollar Amount |
| A. Statutory Contributions – Chapter 354A | | |
| 1. Member contributions | 5.50% | \$3,275,153 |
| 2. Employer contributions | 5.79% | 3,447,843 |
| 3. Direct State aid* | <u>0.58%</u> | <u>346,000</u> |
| 4. Total | <u>11.87%</u> | <u>\$7,068,996</u> |
| B. Required Contributions – Chapter 356 | | |
| 1. Normal Cost: | | |
| (a) Retirement | 7.08% | \$4,216,815 |
| (b) Disability | 0.12% | 69,837 |
| (c) Death | 0.19% | 110,743 |
| (d) Withdrawal | <u>1.05%</u> | <u>625,207</u> |
| (e) Total | <u>8.44%</u> | <u>\$5,022,602</u> |
| 2. Supplemental contribution amortization | 6.60% | \$3,930,183 |
| 3. Allowance for administrative expenses | <u>0.83%</u> | <u>494,250</u> |
| 4. Total | <u>15.87%</u> | <u>\$9,447,035</u> |
| C. Contribution Sufficiency / (Deficiency): (A.4) – (B.4) | -4.00% | -\$2,378,039 |
| Projected annual payroll for fiscal year beginning on the valuation date** | | \$59,548,231 |

* A direct State aid payment of \$346,000 is made each year on October 1st, with the first payment due in 2008.

** Projected payroll includes annualized pay for new hires and increases to current fiscal year.

SECTION 4: Reporting Information for the Duluth Teachers' Retirement Fund Association

Exhibit VI

Determination of Contribution Sufficiency – Old Plan

| July 1, 2008 | | |
|---|---------------------------|----------------------|
| A. Statutory Contributions – Chapter 354A | Percent of Payroll | Dollar Amount |
| 1. Member contributions | 5.50% | \$446,034 |
| 2. Employer contributions | 5.79% | 469,552 |
| 3. Direct State aid* | <u>0.58%</u> | <u>47,121</u> |
| 4. Total | <u>11.87%</u> | <u>\$962,707</u> |
| B. Required Contributions – Chapter 356 | Percent of Payroll | Dollar Amount |
| 1. Normal Cost: | | |
| (a) Retirement | 6.46% | \$523,967 |
| (b) Disability | 0.10% | 8,205 |
| (c) Death | 0.19% | 15,608 |
| (d) Withdrawal | <u>1.33%</u> | <u>108,108</u> |
| (e) Total | <u>8.08%</u> | <u>\$655,888</u> |
| Projected annual payroll for fiscal year beginning on the valuation date** | | \$8,109,707 |

* \$47,121 represents a pro-rata portion of the \$346,000 direct State aid payment, allocated by projected payroll.

** Projected payroll includes annualized pay for new hires and increases to current fiscal year.

SECTION 4: Reporting Information for the Duluth Teachers' Retirement Fund Association

Exhibit VII

Determination of Contribution Sufficiency – New Plan

| | | | July 1, 2008 | |
|---|------------------------|--|---------------------------|----------------------|
| A. Statutory Contributions – Chapter 354A | | | Percent of Payroll | Dollar Amount |
| 1. | Member contributions | | 5.50% | \$2,829,119 |
| 2. | Employer contributions | | 5.79% | 2,978,291 |
| 3. | Direct State aid* | | <u>0.58%</u> | <u>298,879</u> |
| 4. | Total | | <u>11.87%</u> | <u>\$6,106,289</u> |
| B. Required Contributions – Chapter 356 | | | Percent of Payroll | Dollar Amount |
| 1. | Normal Cost: | | | |
| | (a) Retirement | | 7.18% | \$3,692,848 |
| | (b) Disability | | 0.12% | 61,632 |
| | (c) Death | | 0.18% | 95,135 |
| | (d) Withdrawal | | <u>1.01%</u> | <u>517,099</u> |
| | (e) Total | | <u>8.49%</u> | <u>\$4,366,714</u> |
| Projected annual payroll for fiscal year beginning on the valuation date** | | | | \$51,438,524 |

* \$298,879 represents a pro-rata portion of the \$346,000 direct State aid payment, allocated by projected payroll.

** Projected payroll includes annualized pay for new hires and increases to current fiscal year.

SECTION 4: Reporting Information for the Duluth Teachers' Retirement Fund Association

EXHIBIT VIII

Supplementary Information Required by the GASB

| | |
|--------------------------------------|---|
| Valuation date | July 1, 2008 |
| Actuarial cost method | Entry Age Normal |
| Amortization method | Level percentage of payroll, assuming payroll increases of 4.50% per annum |
| Remaining amortization period | 27 years remaining as of July 1, 2008 |
| Asset valuation method | Market Value, adjusted for amortization obligations receivable at the end of each fiscal year, less a percentage of the Unrecognized Asset Return determined at the close of each of the four preceding fiscal years. Unrecognized Asset Return is the difference between actual net return on Market Value of Assets and the asset return expected during that fiscal year (based on the assumed interest rate employed in the July 1 Actuarial Valuation of the fiscal year). |

Actuarial assumptions:

| | |
|----------------------------|--|
| Investment rate of return: | |
| Pre-retirement | 8.50% per annum |
| Post-retirement | 6.50% per annum |
| Projected salary increases | Select and ultimate rates by age, with ultimate rates of 3.50% - 7.00% |

Plan membership:

| | |
|---|--------------|
| Pensioners and beneficiaries receiving benefits | 1,243 |
| Terminated vested members entitled to, but not yet receiving benefits | 310 |
| Other terminated non-vested members | 676 |
| Active members | <u>1,140</u> |
| Total | 3,369 |

SECTION 4: Reporting Information for the Duluth Teachers' Retirement Fund Association

EXHIBIT IX

Actuarial Assumptions and Actuarial Cost Method

Mortality Rates:

Healthy:

Male: 1994 Group Annuity Mortality Table for Males set back 2 years
Female: 1994 Group Annuity Mortality Table for Females set back 2 years

Rates for sample ages are shown on the next page.

Disabled:

Male and Female tables apply:

| Age | Table |
|----------------|--|
| 54 and younger | Disabled Eligible for Social Security Disability – ERISA Sec. 4044 for 2006 |
| 55 – 64 | Graded from table for ages 54 and younger to table for ages 65 and older |
| 65 and older | 1994 Group Annuity Mortality Table set back 2 years |

SECTION 4: Reporting Information for the Duluth Teachers' Retirement Fund Association

Summary of Rates: Shown below for selected ages:

| Age | Rate (%) | | | | | | Ultimate Rate of Salary Increases |
|-----|-----------|--------|------------|------------|------------|--------|-----------------------------------|
| | Mortality | | Withdrawal | Disability | Retirement | | |
| | Male | Female | | | Old | New | |
| 20 | 0.05% | 0.03% | 3.50% | -- | -- | -- | 6.90% |
| 25 | 0.06 | 0.03 | 3.25 | -- | -- | -- | 6.75 |
| 30 | 0.08 | 0.03 | 3.00 | -- | -- | -- | 6.50 |
| 35 | 0.08 | 0.04 | 2.75 | 0.01% | -- | -- | 6.25 |
| 40 | 0.09 | 0.06 | 2.50 | 0.03 | -- | -- | 6.00 |
| 45 | 0.14 | 0.09 | 2.00 | 0.06 | -- | -- | 5.50 |
| 50 | 0.21 | 0.12 | 1.50 | 0.10 | -- | -- | 5.00 |
| 55 | 0.36 | 0.19 | 0.75 | 0.15 | 15.00% | 15.00% | 4.50 |
| 60 | 0.63 | 0.34 | -- | 0.21 | 15.00 | 15.00 | 4.00 |
| 65 | 1.15 | 0.67 | -- | -- | 40.00 | 40.00 | 3.50 |
| 67* | 1.45 | 0.86 | -- | -- | 100.00 | 100.00 | -- |

* Last Retirement Age

SECTION 4: Reporting Information for the Duluth Teachers' Retirement Fund Association

| | |
|--|---|
| Retirement Rates: | Rates are shown for selected ages on the previous page. In addition, 40% of the members are assumed to retire each year that they are eligible for Rule of 90. |
| Withdrawal Rates: | Select and ultimate rates are based on recent plan experience. Ultimate rates after the third year are shown for sample ages on the previous page. Select rates are as follows: |
| First year: | 60.00% |
| Second year: | 20.00% |
| Third year: | 15.00% |
| Retirement Age for Inactive Vested Members: | 60 |
| Unknown Data for Members: | Same as those exhibited by members with similar known characteristics. |
| Percent Married: | 80% of members are assumed to be married. |
| Age of Spouse: | Females three years younger than males. |
| Net Investment Return: | |
| <i>Pre-Retirement:</i> | 8.50% per annum |
| <i>Post-Retirement:</i> | 6.50% per annum |
| Salary Increases: | Reported salary for prior fiscal year, with new hires annualized, increased to current fiscal year and annually for each future year according to the ultimate rate table on the prior page. This table includes a 10-year select period. For service from hire through 7 completed years, an 8.00% salary increase is assumed. With 8 completed years, a 7.25% increase is assumed. With 9 completed years, a 6.50% increase is assumed. |
| Administrative Expenses: | Prior year administrative expenses expressed as percentage of prior year projected payroll. |
| Allowance for Combined Service Annuity: | 10.00% load on liabilities for active members and 10.00% load on liabilities for former members. |

SECTION 4: Reporting Information for the Duluth Teachers' Retirement Fund Association

| | |
|---|--|
| Return of Contributions: | All employees withdrawing after becoming eligible for a deferred benefit were assumed to take the larger of their contributions accumulated with interest or the value of their deferred benefit. |
| Special Consideration: | Annual 2.00% increase for annuitants is accounted for by using a 6.50% post-retirement interest rate. Members in the Old Plan are assumed to receive their retirement benefits from the New Plan. Members who terminated under the Old Plan are assumed to take refund under the New Plan. Married Members assumed to elect subsidized joint and survivor form of annuity as follows: Males: 30% elect 50% J&S option 40% elect 100% J&S option Females: 15% elect 50% J&S option 15% elect 100% J&S option |
| Asset Valuation Method: | Market Value, adjusted for amortization obligations receivable at the end of each fiscal year, less a percentage of the Unrecognized Asset Return determined at the close of each of the four preceding fiscal years. Unrecognized Asset Return is the difference between actual net return on Market Value of Assets and the asset return expected during the fiscal year (based on the assumed interest rate employed in the July 1 Actuarial Valuation of the fiscal year). Each year's Unrecognized Asset Return is being amortized over 5 years on a straight-line basis. |
| Actuarial Cost Method: | Entry Age Normal Cost Method. Entry Age is the age at the time the participant commenced employment. Normal Cost and Actuarial Accrued Liability are calculated on an individual basis and are expressed as a level percentage of payroll, with Normal Cost determined as if the current benefit accrual rate had always been in effect. |
| Payment on the Unfunded Actuarial Accrued Liability: | A level percentage of payroll each year to the statutory amortization date assuming payroll increases of 4.50% per annum. If the Actuarial Value of Assets exceeds the Actuarial Accrued Liability, the surplus amount shall be amortized over 30 years as a level percentage of payroll. |

SECTION 4: Reporting Information for the Duluth Teachers' Retirement Fund Association

Changes in Actuarial Assumptions and Cost Methods:

Based on past experiences and future expectations, the following actuarial assumptions were changed:

- Salary increase rates: select rates previously assumed smaller increases with fewer years of service and ultimate rates changed after age 50. Sample rates are shown below:

| Age | Prior Ultimate Rate | New Ultimate Rate |
|------------|--------------------------------|------------------------------|
| 55 | 5.00% | 4.50% |
| 60 | 5.00 | 4.00 |
| 65 | 5.00 | 3.50 |

- Payroll growth assumption changed to 4.50% per annum, previously 5.00% per annum
- Withdrawal select period rates:

| Year | Prior Rate | New Rate |
|-------------|-----------------------|---------------------|
| First | 40.00% | 60.00% |
| Second | 10.00 | 20.00 |
| Third | 6.00 | 15.00 |

- Post-retirement mortality tables changed to the 1994 Group Annuity Mortality Table set back 2 years for males and females; previously the 1983 Group Annuity Mortality Table set back 2 years for males only
- Pre-retirement mortality tables changed to the 1994 Group Annuity Mortality Table set back 2 years for males and females; previously the 1983 Group Annuity Mortality Table set back 10 years for males and 7 years for females
- Disabled lives mortality table changed to the Disabled Eligible for Social Security Disability – ERISA Sec. 4044 for 2006 for ages 54 and younger, graded between ages 55 and 64, and the 1994 Group Annuity Mortality Table set back 2 years for ages 65 and older; previously the 1977 Railroad Retirement Board Mortality Table for Disabled Lives

SECTION 4: Reporting Information for the Duluth Teachers' Retirement Fund Association

> Retirement rates:

| Age | Prior Rate | | New Rate | |
|-----|------------|----------|----------|----------|
| | Old Plan | New Plan | Old Plan | New Plan |
| 55 | 15.00% | 10.00% | 15.00% | 15.00% |
| 60 | 15.00 | 10.00 | 15.00 | 15.00 |
| 65 | 40.00 | 20.00 | 40.00 | 40.00 |
| 70 | 50.00 | 40.00 | 100.00 | 100.00 |
| 75 | 80.00 | 80.00 | 100.00 | 100.00 |
| 80 | 100.00 | 100.00 | 100.00 | 100.00 |

> Election of subsidized joint and survivor form of annuity:

| Sex | Prior Assumption | New Assumption |
|--------|---------------------------|---------------------------|
| Male | 35% elect 50% J&S option | 30% elect 50% J&S option |
| | 55% elect 100% J&S option | 40% elect 100% J&S option |
| Female | 25% elect 50% J&S option | 15% elect 50% J&S option |
| | 25% elect 100% J&S option | 15% elect 100% J&S option |

SECTION 4: Reporting Information for the Duluth Teachers' Retirement Fund Association

EXHIBIT X

Summary of Plan Provisions

This summary of provisions reflects the interpretation of applicable Statutes for purposes of preparing this valuation. This interpretation is not intended to create or rescind any benefit rights in conflict with any Minnesota Statutes.

Plan Year: July 1 through June 30

Eligibility (Old Plan and New Plan): Licensed full-time and part-time teachers who are employed by the Duluth Public Schools other than a charter school teacher, and eligible licensed staff at Lake Superior College, who have elected to retain their membership in the DTRFA. Also includes any employees of the Retirement Fund Association. Employees in the Old Plan are those first hired before July 1, 1981. Employees in the New Plan, Tier I are those first hired on or after July 1, 1981. Employees in the New Plan, Tier II are those first hired on or after July 1, 1989.

Credited Service (Old Plan and New Plan): Earned while employed in a covered position and employee contributions are deducted. May also include extended or mid-career leaves of absence, medical leave of absence, sabbatical leave, and military service. Credit for less than a full year is granted on a prorated basis.

Salary (Old Plan and New Plan): Total Compensation. Excludes any lump-sum annual leave or sick leave payments and lump-sum payments at time of separation from employment.

Average Salary (Old Plan): Average of the five highest years of annual salary.

Average Salary (New Plan): Average of the five highest successive years of salary. Average Salary is based on all Credited Service if less than five years.

SECTION 4: Reporting Information for the Duluth Teachers' Retirement Fund Association

Retirement (Old Plan):

Normal Retirement:

| | |
|-----------------------------|---|
| <i>Age Requirement:</i> | Age 60, and |
| <i>Service Requirement:</i> | 10 years of Credited Service |
| <i>Amount:</i> | 1.45% of Average Salary for each year of Credited Service |

Early Retirement:

| | |
|---------------------------------|--|
| <i>Age Requirement:</i> | Age 55, and |
| <i>Service Requirement:</i> | 10 years of Credited Service, or |
| <i>Age/Service Requirement:</i> | The sum of age and Credited Service equals 90, if earlier. |
| <i>Amount:</i> | 1.45% of Average Salary for each year of Credited Service with reduction of 0.25% for each month the member is under age 60. No reduction if the sum of age and years of Credited Service equals 90. |
| <i>Form of Payment:</i> | Life annuity. Actuarially equivalent options are: (a) 5, 10, 15 or 20-year certain and life, or (b) 50% or 100% joint and survivor with bounce back feature without additional reduction. (c) Other equivalent options approved by the Board. |

Benefit Increases:

Annual Cost-of-Living Adjustment (COLA):

Increase all benefits by 2.00% each January 1. An additional increase will be allowed when the 5-year average rate of return of the fund exceeds the Fund's assumed rate of return, currently 8.50%. To be eligible for a COLA, a retiree or beneficiary must have received a payment for at least 12 months as of the adjustment date.

Note: A member who is eligible for normal or early benefits under the Old Plan may instead receive a benefit under New Plan Tier I or New Plan Tier II if it is greater than the benefit from the Old Plan.

SECTION 4: Reporting Information for the Duluth Teachers' Retirement Fund Association

Retirement (New Plan Tier I):

Normal Retirement:

Age/Service Requirement: Members first hired before July 1, 1989:

- (a) Age 65, or
- (b) Age 62 and 30 years of Credited Service.

Amount: 1.20% of Average Salary for each of the first ten years of Credited Service and 1.70% of Average Salary for each subsequent year.

Early Retirement:

Age/Service Requirement: (a) Age 55 and three years of Credited Service, or
(b) Any age with 30 years of Credited Service, or
(c) The sum of age and Credited Service equals 90.

Amount: 1.20% of Average Salary for the first ten years of Credited Service and 1.70% of Average Salary for each subsequent year with reduction of 0.25% for each month the member is under Normal Retirement Age. No reduction if the sum of age and years of Credited Service equals 90.

Form of Payment: Life annuity. Actuarially equivalent options are:
(a) 5, 10, 15 or 20-year certain and life, or
(b) 50% or 100% joint and survivor with bounce back feature without additional reduction.
(c) A larger life annuity before age 62 and reduced thereafter.

SECTION 4: Reporting Information for the Duluth Teachers' Retirement Fund Association

Benefit Increases:

Annual Cost-of-Living Adjustment (COLA):

Increase all benefits by 2.00% each January 1. An additional increase will be allowed when the 5-year average rate of return of the fund exceeds the Fund's assumed rate of return, currently 8.50%. To be eligible for a COLA, a retiree or beneficiary must have received a payment for at least 12 months as of the adjustment date.

Note: A member who is eligible for normal or early benefits under the New Plan Tier I may instead receive a benefit under New Plan Tier II if it is greater than the benefit from New Plan Tier I.

Retirement (New Plan Tier II):

Normal Retirement:

Age/Service Requirement: Members first hired after June 30, 1989:

The greater of age 65 or the age eligible for full Social Security retirement benefits but not higher than age 66.

Amount: 1.70% of Average Salary for each year of Credited Service.

Early Retirement:

Age/Service Requirement: Age 55 and three years of Credited Service.

Amount: 1.70% of Average Salary for each year of Credited Service with augmentation to the age eligible for full social security retirement benefits at 3.00% per year and actuarial reduction for each month the member is under the Social Security Retirement Age.

Form of Payment: Life annuity. Actuarially equivalent options are:

- (a) 5, 10, 15 or 20-year certain and life, or
- (b) 50% or 100% joint and survivor with bounce back feature without additional reduction.
- (c) A larger life annuity before age 62 and reduced thereafter.

Benefit Increases:

Annual Cost-of-Living Adjustment (COLA):

Increase all benefits by 2.00% each January 1. An additional increase will be allowed when the 5-year average rate of return of the fund exceeds the Fund's assumed rate of

SECTION 4: Reporting Information for the Duluth Teachers' Retirement Fund Association

return, currently 8.50%. To be eligible for a COLA, a retiree or beneficiary must have received a payment for at least 12 months as of the adjustment date.

Disability (Old Plan):

- Age/Service Requirement:* Totally and permanently disabled as a teacher before the age of 60 with five years of Credited Service.
- Amount:*
- (a) Normal Retirement benefit based on Credited Service and Average Salary at disability date without reduction for early commencement. Amount is reduced for Workers' Compensation.
 - (b) Payment stops at age 60, or earlier if disability ceases or death occurs.
- Form of Payment:* Same as for Normal Retirement.
- Benefit Increases:* Same as for Normal Retirement.
-

Disability (New Plan):

- Age/Service Requirement:* Totally and permanently disabled under Normal Retirement Age with three years of Credited Service. Also, at least two of the years of Credited Service must have been uninterrupted.
- Amount:*
- (a) Normal Retirement benefit based on Credited Service and Average Salary at disability without reduction commencement before retirement age. Benefit is reduced by Workers' Compensation.
 - (b) Payments may begin 90 days after disability and stops at Normal Retirement Age, or earlier if disability ceases or death occurs. Benefits paid while partially employed may be reduced.
- Form of Payment:* Same as for Normal Retirement.
- Benefit Increases:* Same as for Normal Retirement.

Retirement After Disability:

- Age/Service Requirement:* Normal Retirement Age if still totally and permanently disabled.
- Amount:* Optional annuity continues, otherwise the larger of the disability benefit paid before Normal Retirement Age or the Normal Retirement benefit available at Normal Retirement Age, or an actuarial equivalent optional annuity.
- Benefit Increases:* Same as for retirement.

SECTION 4: Reporting Information for the Duluth Teachers' Retirement Fund Association

Withdrawal (Old Plan):

Refund of Member's Contributions:

Age/Service Requirement: Termination from Teaching Service.

Amount: Member's contributions with 5.00% interest compounded annually if termination occurred before May 16, 1989, and 6.00% interest if termination occurred on or after May 16, 1989.

Deferred Annuity:

Age/Service Requirement: Ten years of Credited Service.

Amount: Benefit computed under law in effect at termination and increased by the following annual percentage: 3.00% until January 1 of the year following attainment of age 55 and 5.00% thereafter until the annuity begins. Amount is payable as a Normal or Early Retirement.

Withdrawal (New Plan):

Refund of Member's Contributions:

Age/Service Requirement: Termination from Teaching Service.

Amount: Member's contributions with 5.00% interest compounded annually if termination occurred before May 16, 1989, and 6.00% interest if termination occurred on or after May 16, 1989.

Deferred Annuity:

Age/Service Requirement: Three years of Credited Service.

Amount: For members hired before July 1, 2006, the benefit is computed under law in effect at termination and increased by the following annual percentage:

- (a) 3.00% until January 1 of the year following attainment of age 55, and
- (b) 5.00% thereafter until the annuity begins.

For members hired after June 30, 2006, the benefit is computed under law in effect at termination and increased by 2.50% for all years.

Amount is payable as a Normal or Early Retirement.

SECTION 4: Reporting Information for the Duluth Teachers' Retirement Fund Association

Pre-Retirement Death Benefit

(Old Plan):

Age/Service Requirement: None.

Amount: Refund of two times member's contributions accumulated with 5.00% interest compounded annually if death occurred before May 16, 1989, and 6.00% interest if death occurred on or after May 16, 1989.

Post-Retirement Death Benefit

(Old Plan):

Age/Service Requirement: None.

Amount: Refund the excess of member's contributions over total benefits paid, accumulated with 5.00% interest compounded annually if death occurred before May 16, 1989, and 6.00% interest compounded annually if death occurred on or after May 16, 1989.

Surviving Spouse Benefit

(Old Plan):

Optional Annuity I:

Age/Service Requirement: Death of active member with ten years of Credited Service.

Amount: In lieu of the Pre-Retirement Death Benefit Refund, an annuity to surviving spouse equivalent to 120% of the refund amount.

Optional Annuity II:

Age/Service Requirement: Death of active member who is age 55 with ten years of Credited Service.

Amount: In lieu of Pre-Retirement Death Benefit Refund or Surviving Spouse Optional Annuity I, spouse may elect survivor portion of the 100% joint and survivor annuity the member could have elected if terminated.

SECTION 4: Reporting Information for the Duluth Teachers' Retirement Fund Association

Pre-Retirement Death Benefit (New Plan):

Surviving Spouse Optional Annuity:

Age/Service Requirement: Member who dies before retirement benefits commence with three years of Credited Service.

Amount: Survivor's payment of the 100% joint and survivor benefit or an actuarial equivalent term certain annuity. If commencement is prior to Normal Retirement Age, the benefit is reduced at the early retirement reduction factors, with half the applicable reduction factor used from age 55 to the actual commencement age. If no surviving spouse, then an actuarial equivalent dependent child benefit is paid to age 20 or for five years if longer.

Benefit Increases: Same as for Normal Retirement.

Refund of Member's Contributions:

Age/Service Requirement: Member or former member dies before receiving any disability or retirement benefits, and survivor benefits are not payable.

Amount: Member's contributions with 5.00% interest compounded annually if death occurred before May 16, 1989, and 6.00% interest if death occurred on or after May 16, 1989.

Contributions:

Member: 5.50% of salary.

Employer: 5.79% of salary.

Direct State Aid: \$346,000 per year each October 1, beginning in 2008.

Changes in Plan Provisions: There have been no changes in the plan provisions since the prior valuation.

5018349v1/05776.072