




Minnesota Gambling Control Board

Suite 300 South
1711 West County Rd B
Roseville, MN 55113
651-639-4000

TO: Honorable Tim Pawlenty, Governor
Honorable Margaret Anderson Kelliher, Speaker of the House
Honorable James Metzen, President of the Senate
Senate Research
House Research
Legislative Committee Members

FROM: Tom Barrett
Executive Director 

DATE: January 10, 2008

RE: FY07 Financial Summary for Licensed Lawful Gambling Organizations

The attached report is a result of legislation passed during the 2005 session (MS 349.151, subd. 4(a),(9)), requiring the Board to report to the Governor and Legislature a financial summary for each licensed organization depicting gross receipts, prizes paid, expenses, and charitable donations. The creation of this report was prompted in response to a program evaluation by the Office of the Legislative Auditor (January 2005). The audit recommended that the legislature consider changes in regulation and to increase the focus on the use of charitable gambling proceeds. This report is a partial result of implementing those recommendations.

Report highlights:

- \$104,961,000 was spent on total "Lawful Purpose" donations in FY07.
- \$45,696,000 was spent on "charitable" donations (43.5% of total Lawful Purpose donations).
- \$52,388,000 was spent on taxes and fees (50% of total Lawful Purpose donations).
- The percentage of taxes/fees paid by organizations ranges from 3.2% to 59.3% of net profits.
- On average, licensed organizations are spending 55% of their net profit on expenses.
- Veteran organizations account for 29% of the total licensed organizations.
- The overall effective rate of taxes and fees paid compared to gross receipts is 4.3%.

This report is sorted alphabetically, by licensed organization. Additional "sorts" (by city, etc) can be provided upon request. If you have any questions, please let me know!

Attachment

Gambling Control Board

Report to the Governor and Legislature

FY2007 Financial Summary for Licensed Lawful (Charitable) Gambling Organizations

MS 349.151, Subd. 4(a)(9) requires the Gambling Control Board to report annually to the governor and legislature a financial summary for each licensed organization

GROSS RECEIPTS, PRIZES PAID, OPERATING EXPENSE, FUNDS AVAILABLE FOR DONATIONS

\$1,229,439,000	Gross Receipts - all money received from the five forms of lawful (charitable) gambling
<u>\$1,004,389,000</u>	Less Prizes Paid (81.7%)
\$225,050,000	Net Receipts (18.3%)
\$225,050,000	100.0% Net Receipts
(\$117,953,000)	52.4% Less Allowable (Operating) Expenses ⁽¹⁾ - expenses directly related to conduct of gambling such as salaries, rent, product, supplies
<u>(\$1,873,000)</u>	0.8% Less Capital Assets and Improvements - expenditures or contributions requiring approval by Gambling Control Board (mostly building repairs)
<u>\$105,224,000</u>	46.8% Amount available for Lawful Purpose Expenditures or Contributions (LPE), including taxes and fees, charitable contributions, and other lawful purpose)

ACTUAL FUNDS SPENT DURING FY2007

\$52,388,000	23.3% LPE spent on Taxes and Fees (taxes related to gambling, the .1% Board fee, and licensing fees paid to Gambling Control Board)
\$45,696,000	20.3% LPE spent on Charitable Donations (See chart FY2006 Charitable Contribution Breakdown for donations that meet charitable definition)
<u>\$6,877,000</u>	3.1% Other LPE (miscellaneous allowed items such as audit costs, real estate taxes, and veteran utilities)
<u><u>\$104,961,000</u></u>	<u>46.6% Actual amount spent in FY2007 ⁽²⁾</u>

Organization Type: ⁽³⁾

Veterans	370	29%	Legions, VFWs, Auxiliaries, etc.
Fraternal / Civic Clubs	329	25%	Elks, Eagles, Moose, Lions, Jaycees, etc.
Youth Programs	206	16%	Athletic, musical, etc.
Fire Departments	180	14%	Fire Relief Associations
Outdoor	95	7%	ATV, conservation, fishing, hunting, lakes, snowmobile, trails, etc.
Miscellaneous	88	7%	Animal shelters, arts, commercial clubs, library, medical, etc.
Church / School	26	2%	Churches, private schools
TOTAL	1,294	100%	

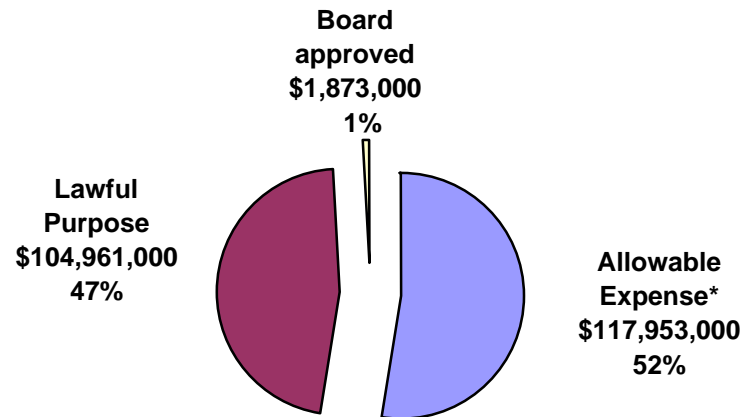
⁽¹⁾ Some organizations exceeded the expense limit allowed by law and were required to reimburse the overage from non-gambling funds. Total reimbursement was \$752,000.

⁽²⁾ Organizations are not required to spend 100% of net receipts annually. Money may be carried over from one year to the next (usually for larger projects).

⁽³⁾ 1% of the organizations did not respond by the deadline. Organizations with less than a full year of activity were not included.

Gambling Control Board Report

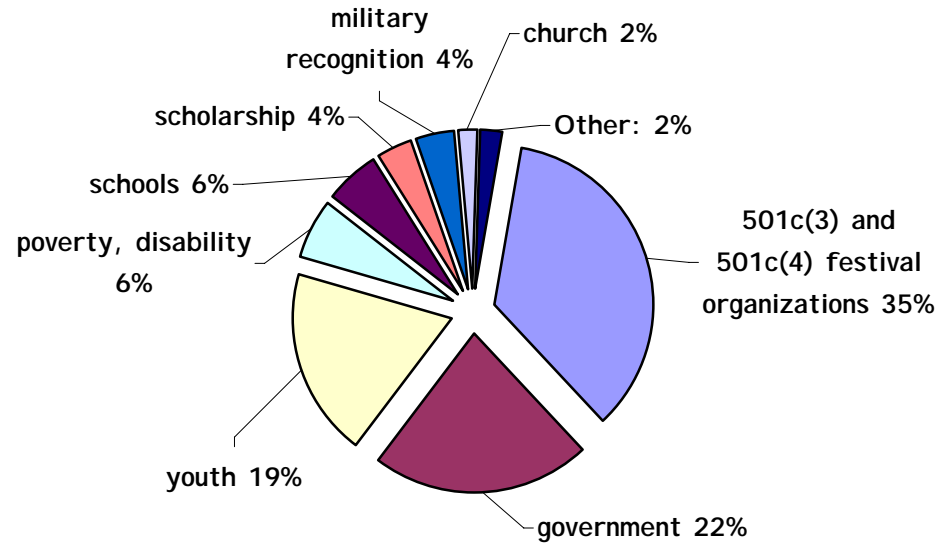
Net Receipts FY2007



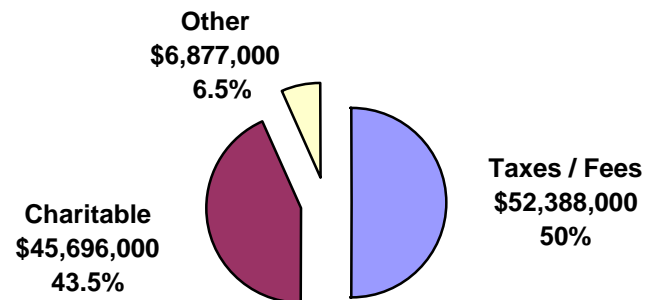
FY2006 Total net receipts deposited \$225,050,000
 FY2006 Total net receipts spent \$224,787,000

*Amount includes excess expenses of \$752,000 that required reimbursement

FY2007 Charitable Contribution Breakdown



FY2007 Lawful Purpose Breakdown



Total Lawful Purpose Expenditures \$104,961,000

Amount	Percentage	Description	GCB Code
\$16,105,800	35.25%	501c(3) and 501c(4) festival organizations	A1
\$10,215,000	22.35%	government	A10
\$8,765,400	19.18%	youth	A7
\$2,721,400	5.96%	poverty, disability	A2
\$2,571,500	5.63%	schools	A4
\$1,667,000	3.65%	scholarship	A5
\$1,766,900	3.87%	military recognition	A6
\$922,500	2.02%	church	A11
\$960,000	2.10%	Other:	
\$45,695,500	100.00%		
\$474,700		Other - wildlife management, trails, DNR	A13
\$315,400		Other - food shelves, nutritional programs	A14
\$94,200		Other - humanitarian	A19
\$68,700		Other - community arts	A15
\$7,000		Other - problem gambling	A3

FY07 Minnesota Gambling Control Board

Organization	City	Gross Receipts	Prizes	Net Receipts	ALLOWABLE EXPENSES			Capital Asset Improvements	LAWFUL PURPOSE EXPENDITURES							
					Total	%	Reimb		TOTAL	%	Charitable	%	Other	%	Tax/Fee	%
621 Foundation	New Brighton	1,846,819	1,309,495	537,324	300,757	56.0%	0	0	235,055	43.7%	171,805	32.0%	0	0.0%	63,250	11.8%
Abate of Minn	Marshall	123,860	86,568	37,292	6,657	17.9%	0	0	52,532	140.9%	36,646	98.3%	0	0.0%	15,886	42.6%
Air Force Assoc General EW Re	Minneapolis	912,953	661,310	251,643	138,595	55.1%	(8,664)	0	80,612	32.0%	28,617	11.4%	4,246	1.7%	47,749	19.0%
Airport Foundation MSP	St. Paul	399,536	306,479	93,057	59,812	64.3%	0	0	30,435	32.7%	23,000	24.7%	0	0.0%	7,435	8.0%
Aitkin Fire Dept Relief Associati	Aitkin	750,666	634,818	115,848	54,790	47.3%	0	0	58,960	50.9%	41,100	35.5%	0	0.0%	17,860	15.4%
Aitkin Lions Club	Aitkin	907,223	752,366	154,857	90,304	58.3%	0	0	57,498	37.1%	31,364	20.3%	0	0.0%	26,134	16.9%
Aitkin Quarterback Club	Aitkin	636,712	513,193	123,520	52,640	42.6%	0	0	64,818	52.5%	51,224	41.5%	0	0.0%	13,594	11.0%
Albany Fire Dept	Albany	290,641	237,530	53,111	26,738	50.3%	0	4,257	17,611	33.2%	12,127	22.8%	0	0.0%	5,484	10.3%
Albany Jaycees	Albany	420,609	327,930	92,679	41,587	44.9%	0	0	64,658	69.8%	54,430	58.7%	0	0.0%	10,228	11.0%
Albany Lions Club	Albany	373,428	300,562	72,866	46,033	63.2%	0	0	26,844	36.8%	19,510	26.8%	0	0.0%	7,334	10.1%
Albert Lea Amateur Hockey Ass	Albert Lea	674,003	547,747	126,256	84,268	66.7%	0	0	40,483	32.1%	26,398	20.9%	0	0.0%	14,085	11.2%
Albert Lea Wrestling Boosters	Albert Lea	565,200	442,899	122,301	66,929	54.7%	(93)	0	49,103	40.1%	34,025	27.8%	0	0.0%	15,078	12.3%
Albertville Lions Club	Albertville	2,330,898	1,923,823	407,075	181,893	44.7%	0	0	231,508	56.9%	108,083	26.6%	0	0.0%	123,425	30.3%
Alborn Sno Devils	Alborn	532,714	451,166	81,548	42,508	52.1%	(629)	0	14,487	17.8%	5,408	6.6%	0	0.0%	9,078	11.1%
Aldrich Lions Club	Aldrich	158,529	138,812	19,717	13,081	66.3%	0	0	6,462	32.8%	2,188	11.1%	0	0.0%	4,274	21.7%
Alexandria Area Hockey Associat	Alexandria	359,733	243,998	115,735	34,505	29.8%	0	0	110,064	95.1%	93,113	80.5%	0	0.0%	16,951	14.6%
Aliveness Project Minneapolis	Minneapolis	783,293	615,865	167,428	95,959	57.3%	0	0	67,545	40.3%	40,000	23.9%	0	0.0%	27,545	16.5%
Almar Club Sports	St. Cloud	140,570	110,227	30,343	5,494	18.1%	0	0	24,291	80.1%	21,200	69.9%	0	0.0%	3,091	10.2%
Altura Volunteer Fire Relief Assc	Altura	570,012	448,503	121,509	72,140	59.4%	0	0	39,589	32.6%	27,895	23.0%	0	0.0%	11,694	9.6%
Alvarado Lions Club	Alvarado	698,689	607,393	91,296	43,065	47.2%	0	0	42,355	46.4%	25,058	27.4%	0	0.0%	17,297	18.9%
Amboy Firemens Relief Associa	Amboy	153,976	121,410	32,566	17,075	52.4%	0	0	16,489	50.6%	13,096	40.2%	0	0.0%	3,393	10.4%
American Business Womens Ch	Oakdale	2,999,955	2,385,778	614,176	373,607	60.8%	0	0	287,431	46.8%	159,878	26.0%	0	0.0%	127,553	20.8%
American Legion Post 10	Lake Benton	255,935	192,114	63,821	41,032	64.3%	0	0	31,693	49.7%	24,714	38.7%	826	1.3%	6,153	9.6%
American Legion Post 101	Melrose	813,506	653,241	160,264	64,806	40.4%	0	0	97,616	60.9%	47,926	29.9%	25,958	16.2%	23,732	14.8%
American Legion Post 102	Anoka	2,060,291	1,642,027	418,264	216,616	51.8%	0	0	206,434	49.4%	43,842	10.5%	67,616	16.2%	94,976	22.7%
American Legion Post 104	Litchfield	704,969	569,756	135,213	67,160	49.7%	0	0	52,249	38.6%	17,942	13.3%	16,237	12.0%	18,070	13.4%
American Legion Post 105	Lyle	585,689	479,818	105,871	50,541	47.7%	0	2,272	41,506	39.2%	15,452	14.6%	8,739	8.3%	17,315	16.4%
American Legion Post 108	Le Center	173,457	136,477	36,980	25,819	69.8%	0	0	16,886	45.7%	13,282	35.9%	0	0.0%	3,604	9.7%
American Legion Post 109	Two Harbors	727,329	617,567	109,762	74,098	67.5%	0	0	34,487	31.4%	8,179	7.5%	7,824	7.1%	18,484	16.8%
American Legion Post 11	Mankato	177,312	130,763	46,549	31,237	67.1%	0	0	12,255	26.3%	1,190	2.6%	5,864	12.6%	5,201	11.2%
American Legion Post 110	Lake City	142,986	111,708	31,278	17,017	54.4%	0	6,875	11,560	37.0%	7,113	22.7%	407	1.3%	4,040	12.9%
American Legion Post 112	Elk River	1,683,911	1,368,212	315,699	171,524	54.3%	0	0	129,828	41.1%	3,426	1.1%	42,959	13.6%	83,443	26.4%
American Legion Post 113	Marshall	961,130	750,994	210,136	93,756	44.6%	0	0	92,389	44.0%	52,545	25.0%	6,735	3.2%	33,109	15.8%
American Legion Post 117	Thief River Falls	773,881	635,926	137,955	87,388	63.3%	0	0	53,949	39.1%	25,396	18.4%	7,200	5.2%	21,353	15.5%
American Legion Post 118	Wayzata	133,423	97,026	36,397	7,666	21.1%	0	0	19,233	52.8%	11,506	31.6%	3,900	10.7%	3,827	10.5%
American Legion Post 119	Byron	285,664	210,522	75,142	35,481	47.2%	(100)	3,640	36,494	48.6%	18,578	24.7%	11,198	14.9%	6,719	8.9%
American Legion Post 12	Long Prairie	311,874	253,601	58,273	33,574	57.6%	0	0	31,784	54.5%	12,326	21.2%	11,527	19.8%	7,930	13.6%
American Legion Post 122	Deer River	775,197	615,595	159,602	96,893	60.7%	0	0	64,837	40.6%	27,502	17.2%	11,004	6.9%	26,331	16.5%
American Legion Post 123	Luverne	57,208	43,978	13,230	2,815	21.3%	0	0	9,310	70.4%	2,175	16.4%	5,336	40.3%	1,799	13.6%
American Legion Post 126	Cosmos	158,153	125,325	32,828	12,889	39.3%	0	0	17,313	52.7%	1,948	5.9%	11,155	34.0%	4,210	12.8%

FY07 Minnesota Gambling Control Board

Organization	City	Gross Receipts	Prizes	Net Receipts	ALLOWABLE EXPENSES			Capital Asset Improvements	LAWFUL PURPOSE EXPENDITURES							
					Total	%	Reimb		TOTAL	%	Charitable	%	Other	%	Tax/Fee	%
American Legion Post 130	Jackson	275,425	213,959	61,466	34,811	56.6%	0	0	16,909	27.5%	8,623	14.0%	2,514	4.1%	5,772	9.4%
American Legion Post 131	Maple Lake	909,612	752,412	157,200	83,504	53.1%	0	0	81,415	51.8%	45,875	29.2%	6,253	4.0%	29,286	18.6%
American Legion Post 132	New Ulm	296,352	229,092	67,261	46,829	69.6%	0	0	9,993	14.9%	2,301	3.4%	0	0.0%	7,692	11.4%
American Legion Post 134	Walker	929,061	750,368	178,693	108,228	60.6%	0	5,000	76,738	42.9%	20,937	11.7%	24,916	13.9%	30,885	17.3%
American Legion Post 134 Aux	Walker	30,644	23,744	6,900	6,708	97.2%	0	0	1,750	25.4%	589	8.5%	0	0.0%	1,161	16.8%
American Legion Post 135	Hector	44,152	34,227	9,925	4,452	44.9%	(138)	0	5,191	52.3%	3,865	38.9%	0	0.0%	1,326	13.4%
American Legion Post 136	Flensburg	263,979	229,066	34,913	24,128	69.1%	0	0	9,171	26.3%	2,500	7.2%	1,195	3.4%	5,476	15.7%
American Legion Post 137	Royalton	127,721	98,118	29,603	18,166	61.4%	0	0	12,445	42.0%	6,731	22.7%	2,000	6.8%	3,714	12.5%
American Legion Post 14	Bemidji	1,256,651	1,083,976	172,675	85,864	49.7%	0	0	104,427	60.5%	16,846	9.8%	35,259	20.4%	52,321	30.3%
American Legion Post 141	Silver Lake	648,996	537,592	111,404	59,478	53.4%	0	6,210	56,484	50.7%	25,932	23.3%	15,446	13.9%	15,106	13.6%
American Legion Post 145	Howard Lake	587,960	479,999	107,961	62,580	58.0%	0	0	49,174	45.5%	8,515	7.9%	26,388	24.4%	14,271	13.2%
American Legion Post 146	Adams	238,861	194,523	44,338	22,653	51.1%	0	0	21,638	48.8%	13,537	30.5%	2,041	4.6%	6,060	13.7%
American Legion Post 147	Big Lake	1,764,620	1,444,740	319,880	191,765	59.9%	0	0	111,564	34.9%	8,071	2.5%	15,044	4.7%	88,449	27.7%
American Legion Post 149	Morristown	407,869	309,344	98,525	55,813	56.6%	0	0	42,517	43.2%	18,408	18.7%	13,771	14.0%	10,338	10.5%
American Legion Post 15	Detroit Lakes	1,052,314	864,997	187,317	107,226	57.2%	0	0	72,962	39.0%	23,204	12.4%	19,523	10.4%	30,235	16.1%
American Legion Post 150	Waconia	157,694	131,047	26,648	15,356	57.6%	0	0	8,111	30.4%	4,165	15.6%	0	0.0%	3,946	14.8%
American Legion Post 157	East Grand Forks	3,387,667	2,906,936	480,731	199,076	41.4%	0	24,823	268,221	55.8%	66,296	13.8%	14,679	3.1%	187,246	39.0%
American Legion Post 16	Bagley	566,759	455,992	110,768	76,293	68.9%	0	0	34,111	30.8%	8,285	7.5%	14,679	13.3%	11,147	10.1%
American Legion Post 164	Stewartville	962,248	797,805	164,443	77,150	46.9%	0	0	84,417	51.3%	22,032	13.4%	27,935	17.0%	34,450	20.9%
American Legion Post 165	Bricelyn	194,803	163,079	31,724	15,644	49.3%	0	0	15,332	48.3%	3,728	11.8%	7,146	22.5%	4,458	14.1%
American Legion Post 167	Willmar	1,454,230	1,177,315	276,915	118,483	42.8%	0	0	140,127	50.6%	51,457	18.6%	26,598	9.6%	62,072	22.4%
American Legion Post 168	White Bear Lake	3,432,962	2,983,991	448,972	251,275	56.0%	0	0	239,302	53.3%	24,327	5.4%	11,453	2.6%	203,521	45.3%
American Legion Post 172	Osseo	2,991,851	2,516,949	474,902	183,283	38.6%	0	105,324	219,582	46.2%	8,273	1.7%	68,579	14.4%	142,730	30.1%
American Legion Post 173	Tracy	449,946	363,046	86,900	37,683	43.4%	0	919	45,600	52.5%	32,938	37.9%	2,281	2.6%	10,381	11.9%
American Legion Post 1776	Apple Valley	4,973,868	4,174,507	799,362	298,445	37.3%	0	0	465,576	58.2%	85,943	10.8%	61,204	7.7%	318,429	39.8%
American Legion Post 178	Milaca	414,625	331,275	83,350	47,897	57.5%	0	0	38,436	46.1%	9,188	11.0%	20,382	24.5%	8,866	10.6%
American Legion Post 179	Plainview	473,309	388,468	84,841	46,743	55.1%	0	0	34,941	41.2%	16,654	19.6%	8,478	10.0%	9,809	11.6%
American Legion Post 181	Lake Park	183,390	136,756	46,635	33,188	71.2%	0	0	16,047	34.4%	4,199	9.0%	6,918	14.8%	4,930	10.6%
American Legion Post 184	Pine Island	761,001	637,264	123,737	66,085	53.4%	0	0	56,501	45.7%	17,506	14.1%	18,762	15.2%	20,233	16.4%
American Legion Post 187	Glenwood	531,184	431,784	99,400	53,394	53.7%	0	2,730	33,322	33.5%	19,272	19.4%	1,602	1.6%	12,448	12.5%
American Legion Post 189	Farmington	1,569,187	1,290,078	279,109	122,377	43.8%	0	11,020	155,808	55.8%	14,359	5.1%	67,804	24.3%	73,645	26.4%
American Legion Post 19	Madelia	839,094	720,041	119,053	51,631	43.4%	0	0	63,816	53.6%	19,351	16.3%	17,234	14.5%	27,231	22.9%
American Legion Post 190	St. Charles	346,622	287,149	59,473	34,225	57.5%	0	0	27,474	46.2%	18,160	30.5%	1,500	2.5%	7,814	13.1%
American Legion Post 191	Caledonia	452,225	378,453	73,772	23,334	31.6%	0	7,842	53,775	72.9%	36,263	49.2%	9,375	12.7%	8,137	11.0%
American Legion Post 192	Elmore	368,404	296,184	72,220	39,326	54.5%	0	0	21,680	30.0%	6,268	8.7%	5,890	8.2%	9,523	13.2%
American Legion Post 2	Shakopee	400,845	311,619	89,226	42,474	47.6%	0	0	50,562	56.7%	14,998	16.8%	27,747	31.1%	7,817	8.8%
American Legion Post 20	Crookston	1,273,543	1,041,674	231,869	113,036	48.7%	0	0	102,911	44.4%	22,790	9.8%	27,314	11.8%	52,807	22.8%
American Legion Post 200	Winger	352,544	300,680	51,864	33,785	65.1%	0	0	21,772	42.0%	13,627	26.3%	0	0.0%	8,145	15.7%
American Legion Post 201	Mora	438,044	362,457	75,587	51,240	67.8%	0	0	27,969	37.0%	7,239	9.6%	12,005	15.9%	8,725	11.5%
American Legion Post 202	Hackensack	957,746	813,931	143,815	97,556	67.8%	(910)	0	58,249	40.5%	21,948	15.3%	4,784	3.3%	31,518	21.9%

FY07 Minnesota Gambling Control Board

Organization	City	Gross Receipts	Prizes	Net Receipts	ALLOWABLE EXPENSES			Capital Asset Improvements	LAWFUL PURPOSE EXPENDITURES							
					Total	%	Reimb		TOTAL	%	Charitable	%	Other	%	Tax/Fee	%
American Legion Post 205	Fairfax	69,251	56,338	12,913	7,378	57.1%	0	(270)	7,737	59.9%	927	7.2%	5,068	39.2%	1,742	13.5%
American Legion Post 207	Cleveland	140,953	113,059	27,895	16,730	60.0%	0	0	17,840	64.0%	8,322	29.8%	5,592	20.0%	3,926	14.1%
American Legion Post 21	Moorhead	2,038,260	1,633,281	404,978	191,540	47.3%	0	40,039	197,683	48.8%	68,709	17.0%	40,546	10.0%	88,428	21.8%
American Legion Post 210	Wells	206,855	159,826	47,029	30,356	64.5%	0	0	20,270	43.1%	5,914	12.6%	9,699	20.6%	4,657	9.9%
American Legion Post 211	Holdingford	424,393	345,963	78,430	31,929	40.7%	0	0	47,571	60.7%	31,063	39.6%	7,032	9.0%	9,476	12.1%
American Legion Post 212	Park Rapids	4,842,170	4,234,634	607,536	230,380	37.9%	0	2,973	389,273	64.1%	55,827	9.2%	43,103	7.1%	290,344	47.8%
American Legion Post 214	Lancaster	89,006	71,704	17,301	7,791	45.0%	0	0	11,184	64.6%	778	4.5%	7,866	45.5%	2,540	14.7%
American Legion Post 216	Princeton	857,621	709,184	148,437	108,491	73.1%	0	0	43,745	29.5%	21,475	14.5%	0	0.0%	22,271	15.0%
American Legion Post 217	Baudette	808,819	682,261	126,558	78,443	62.0%	0	0	57,019	45.1%	18,316	14.5%	18,055	14.3%	20,648	16.3%
American Legion Post 22	Red Lake Falls	243,311	197,015	46,295	19,452	42.0%	0	0	21,702	46.9%	3,073	6.6%	12,635	27.3%	5,995	12.9%
American Legion Post 220	Mountain Iron	48,780	39,490	9,290	3,723	40.1%	0	0	5,838	62.8%	2,499	26.9%	1,362	14.7%	1,977	21.3%
American Legion Post 225	Forest Lake	1,096,700	772,080	324,620	208,438	64.2%	0	0	119,625	36.9%	29,986	9.2%	52,578	16.2%	37,061	11.4%
American Legion Post 228	Waseca	610,664	484,664	126,000	61,776	49.0%	0	0	48,859	38.8%	13,672	10.9%	19,797	15.7%	15,390	12.2%
American Legion Post 234	Minneapolis	346,129	286,651	59,478	29,754	50.0%	0	0	34,722	58.4%	4,530	7.6%	18,428	31.0%	11,764	19.8%
American Legion Post 237	Balaton	87,059	71,714	15,345	10,164	66.2%	0	0	6,806	44.4%	4,665	30.4%	0	0.0%	2,141	13.9%
American Legion Post 239	Virginia	609,462	511,276	98,186	56,982	58.0%	0	0	43,777	44.6%	11,674	11.9%	16,219	16.5%	15,884	16.2%
American Legion Post 24	Roseau	815,800	682,700	133,100	78,473	59.0%	0	12,887	42,356	31.8%	1,775	1.3%	18,033	13.5%	22,548	16.9%
American Legion Post 241	Aurora	664,144	560,042	104,102	62,040	59.6%	0	0	51,977	49.9%	21,021	20.2%	14,216	13.7%	16,739	16.1%
American Legion Post 242	Fisher	268,617	220,719	47,898	38,984	81.4%	0	18,317	18,433	38.5%	11,541	24.1%	1,696	3.5%	5,196	10.8%
American Legion Post 243	Askov	537,130	440,853	96,277	51,891	53.9%	0	0	47,967	49.8%	37,873	39.3%	0	0.0%	10,094	10.5%
American Legion Post 249	Spring Grove	376,397	297,876	78,521	27,852	35.5%	0	0	44,916	57.2%	23,223	29.6%	14,163	18.0%	7,530	9.6%
American Legion Post 25	Warroad	591,302	511,450	79,852	37,989	47.6%	0	0	39,642	49.6%	5,344	6.7%	20,503	25.7%	13,795	17.3%
American Legion Post 251	Robbinsdale	1,431,619	1,206,527	225,092	132,092	58.7%	0	0	83,338	37.0%	24,082	10.7%	0	0.0%	59,256	26.3%
American Legion Post 253	Lowry	514,789	422,596	92,193	48,293	52.4%	0	0	32,830	35.6%	11,816	12.8%	8,164	8.9%	12,850	13.9%
American Legion Post 254	Sauk Rapids	961,001	785,037	175,964	88,804	50.5%	0	9,423	88,426	50.3%	21,771	12.4%	31,373	17.8%	35,282	20.1%
American Legion Post 255	Brainerd	1,704,963	1,423,376	281,587	150,397	53.4%	0	0	126,843	45.0%	27,417	9.7%	21,905	7.8%	77,521	27.5%
American Legion Post 257	Springfield	314,589	256,866	57,723	29,235	50.6%	0	0	32,260	55.9%	25,454	44.1%	0	0.0%	6,806	11.8%
American Legion Post 259	Shorewood	1,103,398	910,524	192,874	97,751	50.7%	0	0	97,536	50.6%	32,597	16.9%	21,804	11.3%	43,135	22.4%
American Legion Post 260	Monticello	1,573,417	1,302,578	270,839	147,344	54.4%	0	0	137,449	50.7%	25,238	9.3%	39,287	14.5%	72,924	26.9%
American Legion Post 261	Kimball	413,914	347,930	65,984	32,354	49.0%	0	0	29,710	45.0%	9,898	15.0%	11,344	17.2%	8,468	12.8%
American Legion Post 262	Cloquet	384,076	339,741	44,335	25,628	57.8%	0	0	24,336	54.9%	8,729	19.7%	7,965	18.0%	7,643	17.2%
American Legion Post 264	Glenville	279,567	223,379	56,188	30,804	54.8%	0	0	21,168	37.7%	14,899	26.5%	0	0.0%	6,269	11.2%
American Legion Post 266	Hartland	281,445	234,353	47,092	19,240	40.9%	0	0	9,867	21.0%	3,174	6.7%	590	1.3%	6,104	13.0%
American Legion Post 267	Walnut Grove	39,431	29,724	9,704	4,464	46.0%	0	60	4,975	51.3%	3,893	40.1%	0	0.0%	1,082	11.1%
American Legion Post 269	Madison Lake	251,406	198,723	52,683	28,903	54.9%	0	0	20,906	39.7%	15,252	29.0%	570	1.1%	5,084	9.6%
American Legion Post 27	Warren	486,286	406,263	80,023	46,471	58.1%	0	0	28,081	35.1%	10,766	13.5%	6,650	8.3%	10,665	13.3%
American Legion Post 270	Buffalo	5,078,777	4,437,664	641,113	271,567	42.4%	0	0	372,445	58.1%	21,688	3.4%	39,518	6.2%	311,239	48.5%
American Legion Post 271	Paynesville	580,856	461,099	119,757	91,419	76.3%	0	0	50,197	41.9%	9,202	7.7%	28,815	24.1%	12,180	10.2%
American Legion Post 284	Cass Lake	467,588	400,455	67,133	42,702	63.6%	0	0	27,273	40.6%	4,902	7.3%	14,632	21.8%	7,739	11.5%
American Legion Post 285	Lake Wilson	181,306	140,418	40,888	23,191	56.7%	0	0	22,172	54.2%	11,660	28.5%	4,929	12.1%	5,583	13.7%

FY07 Minnesota Gambling Control Board

Organization	City	Gross Receipts	Prizes	Net Receipts	ALLOWABLE EXPENSES			Capital Asset Improvements	LAWFUL PURPOSE EXPENDITURES							
					Total	%	Reimb		TOTAL	%	Charitable	%	Other	%	Tax/Fee	%
American Legion Post 29	Morris	754,212	616,201	138,011	89,346	64.7%	0	0	53,218	38.6%	37,221	27.0%	0	0.0%	15,997	11.6%
American Legion Post 290	Cambridge	975,463	815,811	159,652	83,357	52.2%	0	0	70,668	44.3%	34,226	21.4%	10,532	6.6%	25,910	16.2%
American Legion Post 290 Aux	Cambridge	778,513	620,952	157,561	84,039	53.3%	0	0	73,705	46.8%	44,697	28.4%	10,077	6.4%	18,931	12.0%
American Legion Post 294	Lake Crystal	626,825	492,798	134,027	67,728	50.5%	0	0	59,343	44.3%	13,126	9.8%	31,235	23.3%	14,982	11.2%
American Legion Post 298	Foley	342,996	279,194	63,802	27,970	43.8%	0	0	28,837	45.2%	6,184	9.7%	16,424	25.7%	6,229	9.8%
American Legion Post 299	Mabel	376,868	307,505	69,363	32,759	47.2%	0	0	41,763	60.2%	21,463	30.9%	11,664	16.8%	8,636	12.5%
American Legion Post 30	Fergus Falls	2,210,982	1,760,081	450,901	253,829	56.3%	0	0	197,057	43.7%	60,925	13.5%	31,264	6.9%	104,868	23.3%
American Legion Post 304	Gonvick	35,854	25,144	10,710	5,995	56.0%	0	0	4,941	46.1%	725	6.8%	3,036	28.3%	1,180	11.0%
American Legion Post 309	Belview	66,406	54,082	12,324	4,051	32.9%	0	0	3,969	32.2%	1,685	13.7%	486	3.9%	1,798	14.6%
American Legion Post 311	Elysian	466,852	377,405	89,447	52,530	58.7%	0	0	29,310	32.8%	11,850	13.2%	6,560	7.3%	10,900	12.2%
American Legion Post 315	Lake Bronson	576,204	476,903	99,301	52,831	53.2%	0	0	39,379	39.7%	16,974	17.1%	8,533	8.6%	13,872	14.0%
American Legion Post 317	Emmons	151,150	117,314	33,835	16,486	48.7%	0	0	15,443	45.6%	5,853	17.3%	5,936	17.5%	3,654	10.8%
American Legion Post 318	Fulda	291,042	233,182	57,860	40,679	70.3%	(22)	0	12,276	21.2%	7,795	13.5%	0	0.0%	4,481	7.7%
American Legion Post 320	Hopkins	2,820,215	2,457,934	362,281	136,684	37.7%	0	0	219,136	60.5%	15,534	4.3%	35,717	9.9%	167,885	46.3%
American Legion Post 322	Currie	230,753	191,036	39,717	19,478	49.0%	0	0	21,266	53.5%	10,785	27.2%	958	2.4%	9,523	24.0%
American Legion Post 323	Clearwater	1,530,312	1,213,344	316,967	129,331	40.8%	0	7,259	188,131	59.4%	69,000	21.8%	38,110	12.0%	81,021	25.6%
American Legion Post 328	St. Joseph	686,220	583,022	103,198	53,608	51.9%	0	50	52,398	50.8%	17,810	17.3%	15,325	14.9%	19,263	18.7%
American Legion Post 33	St. James	468,657	359,359	109,297	43,168	39.5%	0	0	52,651	48.2%	19,208	17.6%	20,615	18.9%	12,828	11.7%
American Legion Post 330	Hayfield	255,462	201,518	53,944	23,976	44.4%	0	0	29,921	55.5%	15,103	28.0%	9,403	17.4%	5,415	10.0%
American Legion Post 331	Oslo	58,256	45,950	12,306	10,307	83.8%	0	0	2,726	22.2%	900	7.3%	0	0.0%	1,826	14.8%
American Legion Post 333	Kasson	985,142	825,774	159,368	74,250	46.6%	0	0	69,374	43.5%	26,289	16.5%	11,585	7.3%	31,500	19.8%
American Legion Post 334	Coon Rapids	2,080,394	1,712,117	368,277	207,102	56.2%	0	0	168,091	45.6%	11,420	3.1%	63,706	17.3%	92,966	25.2%
American Legion Post 343	Norwood Young Americ	397,669	321,051	76,618	38,286	50.0%	0	0	34,871	45.5%	26,425	34.5%	0	0.0%	8,446	11.0%
American Legion Post 353	Argyle	195,804	163,003	32,801	14,742	44.9%	0	0	22,149	67.5%	6,516	19.9%	10,954	33.4%	4,679	14.3%
American Legion Post 357	Ashby	1,317,681	1,075,209	242,472	92,601	38.2%	0	2,133	151,501	62.5%	77,953	32.1%	19,861	8.2%	53,687	22.1%
American Legion Post 359	Milan	115,312	91,757	23,555	8,872	37.7%	0	0	21,349	90.6%	18,525	78.6%	0	0.0%	2,824	12.0%
American Legion Post 36	Fairmont	533,869	439,467	94,402	58,925	62.4%	0	0	37,923	40.2%	26,666	28.2%	0	0.0%	11,257	11.9%
American Legion Post 361 Sturg	Willow River	688,105	571,717	116,388	54,352	46.7%	0	0	56,024	48.1%	36,697	31.5%	3,067	2.6%	16,260	14.0%
American Legion Post 368	Backus	962,977	790,901	172,076	98,659	57.3%	0	3,142	77,187	44.9%	35,109	20.4%	14,407	8.4%	27,671	16.1%
American Legion Post 37	St. Peter	883,514	690,849	192,665	115,892	60.2%	0	0	80,140	41.6%	33,249	17.3%	22,118	11.5%	24,773	12.9%
American Legion Post 372	Blackduck	1,519,628	1,253,170	266,458	131,601	49.4%	0	10,099	137,155	51.5%	45,310	17.0%	15,180	5.7%	76,664	28.8%
American Legion Post 38	Redwood Falls	153,237	125,453	27,784	9,171	33.0%	0	328	15,765	56.7%	6,122	22.0%	6,054	21.8%	3,589	12.9%
American Legion Post 381	Eden Valley	515,075	402,719	112,358	62,725	55.8%	0	0	61,394	54.6%	39,202	34.9%	5,838	5.2%	16,353	14.6%
American Legion Post 39	North St. Paul	2,458,255	2,013,354	444,901	181,394	40.8%	0	0	241,539	54.3%	51,504	11.6%	58,508	13.2%	131,526	29.6%
American Legion Post 390	Stephen	181,171	151,353	29,818	20,960	70.3%	(7,133)	0	9,490	31.8%	2,115	7.1%	2,445	8.2%	4,930	16.5%
American Legion Post 391	Storden	106,560	89,260	17,300	15,623	90.3%	0	0	4,679	27.0%	2,440	14.1%	0	0.0%	2,239	12.9%
American Legion Post 398	Mound	655,593	520,064	135,529	64,534	47.6%	0	0	56,884	42.0%	18,475	13.6%	22,095	16.3%	16,314	12.0%
American Legion Post 40	Lanesboro	412,886	345,541	67,345	36,605	54.4%	(1,618)	0	30,887	45.9%	11,340	16.8%	11,640	17.3%	7,907	11.7%
American Legion Post 400	Canton	188,196	149,479	38,717	24,000	62.0%	0	500	25,257	65.2%	21,575	55.7%	-324	-0.8%	4,006	10.3%
American Legion Post 404	Alden	135,033	107,646	27,387	15,074	55.0%	0	0	15,300	55.9%	4,464	16.3%	7,957	29.1%	2,878	10.5%

FY07 Minnesota Gambling Control Board

Organization	City	Gross Receipts	Prizes	Net Receipts	ALLOWABLE EXPENSES			Capital Asset Improvements	LAWFUL PURPOSE EXPENDITURES							
					Total	%	Reimb		TOTAL	%	Charitable	%	Other	%	Tax/Fee	%
American Legion Post 408	Green Isle	114,790	89,572	25,218	10,457	41.5%	0	0	8,560	33.9%	5,055	20.0%	0	0.0%	3,505	13.9%
American Legion Post 41	Lamberton	109,456	84,504	24,952	11,176	44.8%	0	0	12,496	50.1%	3,670	14.7%	4,640	18.6%	4,186	16.8%
American Legion Post 423	Houston	203,015	163,833	39,184	16,088	41.1%	0	0	24,856	63.4%	9,401	24.0%	10,627	27.1%	4,828	12.3%
American Legion Post 424	Inver Grove Heights	1,208,042	971,758	236,284	133,904	56.7%	0	0	92,120	39.0%	42,049	17.8%	1,120	0.5%	48,951	20.7%
American Legion Post 428	Waite Park	2,774,811	2,269,079	505,732	176,349	34.9%	0	0	321,489	63.6%	77,513	15.3%	73,834	14.6%	170,142	33.6%
American Legion Post 428 Aux	Waite Park	588,687	483,698	104,989	54,690	52.1%	0	0	47,820	45.5%	31,416	29.9%	0	0.0%	16,404	15.6%
American Legion Post 43	Faribault	807,500	648,077	159,423	70,122	44.0%	0	250	80,151	50.3%	42,011	26.4%	12,361	7.8%	25,779	16.2%
American Legion Post 431	Twin Valley	383,998	331,440	52,558	25,230	48.0%	0	0	26,039	49.5%	15,134	28.8%	3,895	7.4%	7,010	13.3%
American Legion Post 433	Gaylord	298,123	247,140	50,983	28,846	56.6%	0	6,580	21,580	42.3%	4,338	8.5%	10,604	20.8%	6,638	13.0%
American Legion Post 435	Richfield	2,668,857	2,157,887	510,970	224,490	43.9%	0	0	291,467	57.0%	32,648	6.4%	106,186	20.8%	152,633	29.9%
American Legion Post 435 Aux	Richfield	45,609	22,745	22,864	6,894	30.2%	0	0	9,784	42.8%	7,805	34.1%	0	0.0%	1,979	8.7%
American Legion Post 443	Ironton	811,325	666,450	144,875	90,186	62.3%	(21)	6,384	77,032	53.2%	44,104	30.4%	14,241	9.8%	18,686	12.9%
American Legion Post 444	Middle River	702,555	596,314	106,241	62,556	58.9%	0	6,000	42,401	39.9%	11,347	10.7%	16,391	15.4%	14,663	13.8%
American Legion Post 445	Karlstad	431,258	362,283	68,975	41,908	60.8%	0	0	33,576	48.7%	19,213	27.9%	4,435	6.4%	9,929	14.4%
American Legion Post 452	Keewatin	524,438	458,099	66,339	49,325	74.4%	0	0	19,925	30.0%	2,700	4.1%	5,574	8.4%	11,651	17.6%
American Legion Post 454	Kiester	236,381	193,969	42,412	26,897	63.4%	0	0	18,211	42.9%	6,620	15.6%	6,913	16.3%	4,678	11.0%
American Legion Post 455	Cold Spring	483,407	413,693	69,714	51,254	73.5%	0	0	22,838	32.8%	10,935	15.7%	0	0.0%	11,903	17.1%
American Legion Post 456	Sebeka	514,649	425,925	88,724	55,291	62.3%	0	0	41,907	47.2%	18,130	20.4%	12,496	14.1%	11,281	12.7%
American Legion Post 46	Little Falls	563,787	467,422	96,365	49,126	51.0%	0	0	47,388	49.2%	21,804	22.6%	11,564	12.0%	14,020	14.5%
American Legion Post 460	Balaton	62,927	49,650	13,277	9,098	68.5%	0	0	9,631	72.5%	7,162	53.9%	0	0.0%	2,469	18.6%
American Legion Post 464	Brewster	89,683	67,315	22,368	13,697	61.2%	0	0	10,949	49.0%	8,959	40.1%	0	0.0%	1,990	8.9%
American Legion Post 47	Hastings	595,298	480,984	114,314	60,768	53.2%	0	5,500	50,812	44.4%	6,572	5.7%	30,039	26.3%	14,201	12.4%
American Legion Post 473	Rice	351,058	283,911	67,147	35,306	52.6%	0	0	32,498	48.4%	20,275	30.2%	4,353	6.5%	7,870	11.7%
American Legion Post 474	St. Paul	166,098	116,952	49,146	38,588	78.5%	0	0	10,887	22.2%	2,693	5.5%	2,423	4.9%	5,771	11.7%
American Legion Post 475	St. Clair	79,009	60,000	19,009	3,293	17.3%	0	0	14,100	74.2%	5,913	31.1%	6,310	33.2%	1,877	9.9%
American Legion Post 478	Hardwick	298,596	243,080	55,516	35,330	63.6%	0	0	26,975	48.6%	15,125	27.2%	4,428	8.0%	7,422	13.4%
American Legion Post 48	Stillwater	866,613	693,467	173,146	89,835	51.9%	0	0	87,175	50.3%	34,113	19.7%	26,823	15.5%	26,238	15.2%
American Legion Post 480	Orr	54,774	41,981	12,793	5,208	40.7%	0	0	11,603	90.7%	4,722	36.9%	5,128	40.1%	1,753	13.7%
American Legion Post 482	Albany	43,326	30,326	13,000	8,210	63.2%	0	0	4,196	32.3%	3,220	24.8%	58	0.4%	918	7.1%
American Legion Post 485	Clara City	192,514	158,999	33,515	15,546	46.4%	0	600	25,022	74.7%	13,682	40.8%	6,926	20.7%	4,414	13.2%
American Legion Post 486	Delavan	746,763	615,487	131,276	110,349	84.1%	0	0	36,394	27.7%	16,397	12.5%	601	0.5%	19,396	14.8%
American Legion Post 49	Pequot Lakes	619,048	478,963	140,085	54,424	38.9%	(20,266)	0	69,608	49.7%	44,729	31.9%	11,676	8.3%	13,203	9.4%
American Legion Post 49 Aux	Pequot Lakes	761,992	618,454	143,539	78,312	54.6%	0	200	68,111	47.5%	48,455	33.8%	354	0.2%	19,302	13.4%
American Legion Post 491	Bayport	1,651,247	1,312,202	339,045	205,415	60.6%	(37,394)	0	139,493	41.1%	26,327	7.8%	23,602	7.0%	89,564	26.4%
American Legion Post 5	Worthington	251,306	200,063	51,244	19,928	38.9%	0	0	29,795	58.1%	5,746	11.2%	16,572	32.3%	7,477	14.6%
American Legion Post 50	Wabasha	857,703	684,308	173,395	97,434	56.2%	0	0	76,465	44.1%	30,954	17.9%	19,688	11.4%	25,824	14.9%
American Legion Post 500	Crosslake	531,587	428,711	102,877	57,463	55.9%	0	556	42,000	40.8%	16,899	16.4%	13,944	13.6%	11,157	10.8%
American Legion Post 505	Gary	128,478	104,591	23,887	14,446	60.5%	0	0	8,088	33.9%	1,872	7.8%	3,216	13.5%	3,000	12.6%
American Legion Post 507	Willernie	914,558	719,799	194,759	100,442	51.6%	0	0	83,559	42.9%	49,841	25.6%	56	0.0%	33,662	17.3%
American Legion Post 51	Pine City	681,574	536,698	144,876	86,275	59.6%	0	575	61,779	42.6%	13,621	9.4%	31,834	22.0%	16,324	11.3%

FY07 Minnesota Gambling Control Board

Organization	City	Gross Receipts	Prizes	Net Receipts	ALLOWABLE EXPENSES			Capital Asset Improvements	LAWFUL PURPOSE EXPENDITURES							
					Total	%	Reimb		TOTAL	%	Charitable	%	Other	%	Tax/Fee	%
American Legion Post 513	New Brighton	2,409,718	1,957,694	452,024	212,170	46.9%	0	1,092	271,142	60.0%	60,755	13.4%	77,173	17.1%	133,214	29.5%
American Legion Post 523	Golden Valley	1,857,248	1,560,721	296,527	153,807	51.9%	0	0	132,770	44.8%	5,466	1.8%	28,194	9.5%	99,110	33.4%
American Legion Post 526	Peterson	151,419	120,590	30,829	19,411	63.0%	0	0	12,613	40.9%	3,685	12.0%	5,371	17.4%	3,557	11.5%
American Legion Post 537	New London	1,777,077	1,462,473	314,604	165,904	52.7%	0	0	149,989	47.7%	26,054	8.3%	37,634	12.0%	86,301	27.4%
American Legion Post 542	Roseville	1,300,684	1,066,773	233,911	113,656	48.6%	0	0	150,313	64.3%	41,654	17.8%	42,745	18.3%	65,914	28.2%
American Legion Post 545	Spicer	1,623,027	1,352,188	270,839	106,840	39.4%	0	0	157,719	58.2%	28,926	10.7%	55,414	20.5%	73,379	27.1%
American Legion Post 551	Eyota	339,903	257,446	82,457	54,105	65.6%	(3,620)	0	22,966	27.9%	9,843	11.9%	6,340	7.7%	6,783	8.2%
American Legion Post 552	Wells	192,507	155,720	36,787	22,542	61.3%	0	5,524	10,462	28.4%	3,910	10.6%	2,601	7.1%	3,951	10.7%
American Legion Post 553	Welcome	260,908	209,633	51,275	26,529	51.7%	0	0	19,682	38.4%	10,917	21.3%	3,863	7.5%	4,902	9.6%
American Legion Post 556	Wood Lake	78,633	62,320	16,313	17,203	105.5%	0	0	5,066	31.1%	2,970	18.2%	0	0.0%	2,096	12.8%
American Legion Post 56	Albert Lea	517,234	422,457	94,777	54,594	57.6%	0	6,008	35,607	37.6%	3,663	3.9%	20,698	21.8%	11,245	11.9%
American Legion Post 560	Zimmerman	1,147,946	946,460	201,487	105,367	52.3%	0	0	88,884	44.1%	26,530	13.2%	18,923	9.4%	43,431	21.6%
American Legion Post 561	Lewisville	252,831	209,240	43,591	33,360	76.5%	(307)	0	19,009	43.6%	6,959	16.0%	6,257	14.4%	5,793	13.3%
American Legion Post 567	St. Michael	3,442,613	2,954,619	487,994	186,651	38.2%	0	14,160	300,178	61.5%	81,494	16.7%	11,777	2.4%	206,907	42.4%
American Legion Post 57	Chaska	703,130	560,418	142,712	73,651	51.6%	0	1,250	70,135	49.1%	41,902	29.4%	10,370	7.3%	17,863	12.5%
American Legion Post 573	Elgin	490,390	408,389	82,001	55,239	67.4%	0	0	35,833	43.7%	8,246	10.1%	17,465	21.3%	10,122	12.3%
American Legion Post 577	St. Paul	328,115	256,708	71,407	69,972	98.0%	(24,405)	0	31,043	43.5%	8,755	12.3%	13,866	19.4%	8,422	11.8%
American Legion Post 579	Millville	177,863	138,462	39,401	22,293	56.6%	0	0	18,476	46.9%	4,742	12.0%	5,797	14.7%	7,936	20.1%
American Legion Post 580	Chanhassen	4,250,590	3,588,409	662,181	253,366	38.3%	0	0	450,525	68.0%	46,622	7.0%	128,467	19.4%	275,436	41.6%
American Legion Post 586	Lonsdale	175,888	137,125	38,763	22,295	57.5%	0	0	19,595	50.6%	4,742	12.2%	10,980	28.3%	3,873	10.0%
American Legion Post 59	Montevideo	1,259,382	1,039,034	220,348	106,520	48.3%	0	2,596	142,804	64.8%	78,261	35.5%	14,798	6.7%	49,745	22.6%
American Legion Post 595	La Crescent	2,806,468	2,317,640	488,828	238,090	48.7%	0	5,330	264,191	54.0%	46,164	9.4%	55,164	11.3%	162,863	33.3%
American Legion Post 596	Erskine	730,481	610,457	120,024	61,992	51.6%	0	0	53,957	45.0%	34,448	28.7%	1,935	1.6%	17,574	14.6%
American Legion Post 6	Pipestone	231,783	182,637	49,146	29,756	60.5%	0	0	25,859	52.6%	9,477	19.3%	12,550	25.5%	3,832	7.8%
American Legion Post 60	Grand Rapids	788,792	649,103	139,689	80,811	57.9%	0	0	64,452	46.1%	30,898	22.1%	11,556	8.3%	21,998	15.7%
American Legion Post 600	Champlin	3,844,853	3,193,945	650,908	336,052	51.6%	0	0	308,401	47.4%	21,149	3.2%	87,816	13.5%	199,436	30.6%
American Legion Post 602	Hillman	412,817	333,464	79,353	46,741	58.9%	0	0	33,235	41.9%	15,383	19.4%	10,044	12.7%	7,808	9.8%
American Legion Post 608	Okabena	195,625	159,235	36,390	20,490	56.3%	0	0	15,024	41.3%	5,292	14.5%	5,849	16.1%	3,883	10.7%
American Legion Post 613	Pine River	561,501	421,718	139,783	85,829	61.4%	(1,355)	3,600	59,305	42.4%	19,634	14.0%	27,489	19.7%	12,182	8.7%
American Legion Post 617	Eagle Lake	319,001	243,010	75,991	28,537	37.6%	0	0	34,769	45.8%	6,402	8.4%	21,047	27.7%	7,320	9.6%
American Legion Post 620	Hugo	1,231,034	1,000,440	230,595	137,596	59.7%	0	15,000	80,367	34.9%	12,196	5.3%	19,130	8.3%	49,041	21.3%
American Legion Post 621	St. Cloud	348,917	274,189	74,728	35,942	48.1%	0	0	38,551	51.6%	9,290	12.4%	21,445	28.7%	7,816	10.5%
American Legion Post 622	St. Francis	1,719,003	1,438,016	280,987	142,540	50.7%	0	0	144,734	51.5%	32,962	11.7%	33,989	12.1%	77,783	27.7%
American Legion Post 623	Plummer	309,915	258,845	51,070	23,824	46.6%	0	0	25,454	49.8%	6,140	12.0%	12,419	24.3%	6,895	13.5%
American Legion Post 627	Nisswa	1,465,338	1,159,090	306,247	182,824	59.7%	0	0	123,472	40.3%	31,513	10.3%	28,255	9.2%	63,705	20.8%
American Legion Post 630	Brooklyn Center	2,574,465	2,199,727	374,738	116,731	31.1%	0	0	224,272	59.8%	33,737	9.0%	39,493	10.5%	151,042	40.3%
American Legion Post 642	Bowlus	123,563	96,875	26,688	14,272	53.5%	0	0	11,313	42.4%	7,609	28.5%	696	2.6%	3,008	11.3%
American Legion Post 643	Savage	1,040,855	837,079	203,776	111,185	54.6%	0	0	119,525	58.7%	2,658	1.3%	78,995	38.8%	37,872	18.6%
American Legion Post 65	Rosemount	868,902	678,201	190,701	109,461	57.4%	0	45,500	36,140	19.0%	4,222	2.2%	7,881	4.1%	24,037	12.6%
American Legion Post 67	Sauk Centre	364,356	284,911	79,445	53,595	67.5%	0	0	22,571	28.4%	15,396	19.4%	133	0.2%	7,042	8.9%

FY07 Minnesota Gambling Control Board

Organization	City	Gross Receipts	Prizes	Net Receipts	ALLOWABLE EXPENSES			Capital Asset Improvements	LAWFUL PURPOSE EXPENDITURES							
					Total	%	Reimb		TOTAL	%	Charitable	%	Other	%	Tax/Fee	%
American Legion Post 69	Granite Falls	213,987	180,871	33,116	20,172	60.9%	0	0	15,090	45.6%	8,777	26.5%	1,589	4.8%	4,724	14.3%
American Legion Post 71	Duluth	938,198	763,562	174,636	122,224	70.0%	0	0	52,660	30.2%	12,840	7.4%	13,780	7.9%	26,040	14.9%
American Legion Post 75	New Richland	223,140	171,996	51,143	28,024	54.8%	0	0	21,306	41.7%	4,603	9.0%	11,483	22.5%	5,220	10.2%
American Legion Post 76	St. Cloud	571,069	448,129	122,940	84,569	68.8%	0	0	47,418	38.6%	18,953	15.4%	16,893	13.7%	11,572	9.4%
American Legion Post 77	Owatonna	1,929,877	1,590,835	339,042	189,703	56.0%	0	0	162,969	48.1%	40,786	12.0%	19,873	5.9%	102,310	30.2%
American Legion Post 80	Wheaton	123,512	101,992	21,520	11,524	53.5%	0	0	24,819	115.3%	12,750	59.2%	8,962	41.6%	3,107	14.4%
American Legion Post 82	Winnebago	496,357	409,061	87,296	53,848	61.7%	0	0	34,983	40.1%	22,109	25.3%	1,200	1.4%	11,674	13.4%
American Legion Post 84	Northfield	296,752	240,334	56,418	18,874	33.5%	0	0	41,100	72.8%	20,600	36.5%	13,551	24.0%	6,949	12.3%
American Legion Post 85	North Branch	1,139,833	965,928	173,905	89,939	51.7%	0	2,594	91,965	52.9%	29,511	17.0%	20,037	11.5%	42,418	24.4%
American Legion Post 86	Aitkin	851,034	715,039	135,995	82,958	61.0%	0	880	44,945	33.0%	15,639	11.5%	8,451	6.2%	20,855	15.3%
American Legion Post 88	Greenbush	576,130	461,920	114,210	59,697	52.3%	0	0	56,740	49.7%	33,102	29.0%	7,600	6.7%	16,038	14.0%
American Legion Post 89	Blue Earth	878,887	735,116	143,771	71,135	49.5%	0	0	62,798	43.7%	29,366	20.4%	6,000	4.2%	27,432	19.1%
American Legion Post 9	Winona	931,359	749,278	182,081	94,642	52.0%	0	19,523	78,480	43.1%	27,548	15.1%	18,055	9.9%	32,877	18.1%
American Legion Post 91	Austin	638,612	516,390	122,222	73,882	60.4%	0	15,100	34,495	28.2%	15,517	12.7%	3,000	2.5%	15,978	13.1%
American Legion Post 92	Rochester	2,309,442	1,898,758	410,684	129,375	31.5%	0	0	215,611	52.5%	38,458	9.4%	49,251	12.0%	127,902	31.1%
American Legion Post 94	Rushford	208,138	163,683	44,455	28,689	64.5%	0	0	16,587	37.3%	1,685	3.8%	9,814	22.1%	5,088	11.4%
American Legion Post 96	Hutchinson	1,002,991	783,021	219,970	101,272	46.0%	0	14,955	88,236	40.1%	11,687	5.3%	43,678	19.9%	32,872	14.9%
American Legion Post 98	St. Paul Park	2,319,390	1,995,412	323,978	132,259	40.8%	0	0	180,259	55.6%	37,646	11.6%	13,500	4.2%	129,112	39.9%
American Legion Post 99	Minneapolis	27,861	21,549	6,312	3,897	61.7%	0	0	3,173	50.3%	316	5.0%	1,140	18.1%	1,717	27.2%
American Red Cross Northland	Duluth	5,701,520	4,807,055	894,465	479,385	53.6%	0	0	421,153	47.1%	68,262	7.6%	0	0.0%	352,891	39.5%
Amvets Post 12 Hibbing	Hibbing	1,112,754	915,578	197,176	122,230	62.0%	0	0	74,664	37.9%	10,093	5.1%	20,885	10.6%	43,686	22.2%
Andover Baseball Association	Anoka	343,807	287,280	56,527	27,900	49.4%	0	0	43,678	77.3%	40,151	71.0%	0	0.0%	3,528	6.2%
Andover Huskies Youth Hockey	Andover	2,087,770	1,752,615	335,155	113,402	33.8%	0	0	232,650	69.4%	97,486	29.1%	0	0.0%	135,163	40.3%
Andover Lions Club	Andover	1,157,384	933,408	223,976	143,201	63.9%	0	0	78,331	35.0%	33,714	15.1%	0	0.0%	44,617	19.9%
Annandale Firefighters Relief As	Annandale	1,270,332	1,108,758	161,574	96,228	59.6%	0	0	60,468	37.4%	21,150	13.1%	0	0.0%	39,318	24.3%
Annandale Lions Club	Annandale	4,024,371	3,467,575	556,797	266,274	47.8%	0	0	305,491	54.9%	59,662	10.7%	0	0.0%	245,829	44.2%
Anoka Area Hockey Assoc	Anoka	3,777,096	3,096,694	680,402	308,261	45.3%	0	122,616	226,048	33.2%	5,231	0.8%	0	0.0%	220,817	32.5%
Anoka Ice Arena Assoc	Anoka	3,962,686	3,309,931	652,754	243,652	37.3%	0	90,000	244,325	37.4%	0	0.0%	0	0.0%	244,325	37.4%
Apple Valley Hockey Association	Apple Valley	4,432,346	3,657,750	774,596	369,658	47.7%	0	0	386,003	49.8%	114,000	14.7%	0	0.0%	272,003	35.1%
Arlington Baseball Assoc	Arlington	271,417	228,915	42,502	22,894	53.9%	0	0	15,859	37.3%	11,165	26.3%	762	1.8%	3,932	9.3%
Armstrong Youth Hockey Assoc	New Hope	2,908,196	2,405,890	502,306	250,742	49.9%	0	0	246,922	49.2%	82,953	16.5%	0	0.0%	163,969	32.6%
Askov Lions Club	Askov	95,251	79,396	15,855	8,564	54.0%	0	0	7,567	47.7%	5,260	33.2%	0	0.0%	2,307	14.5%
Audubon Vol Fire Dept	Audubon	849,662	683,427	166,235	98,625	59.3%	0	0	64,480	38.8%	43,642	26.3%	0	0.0%	20,838	12.5%
Austin Area Commission for the	Austin	463,998	361,003	102,995	58,060	56.4%	(4,445)	0	44,857	43.6%	34,500	33.5%	0	0.0%	10,357	10.1%
Avon Lions Club	Avon	603,479	494,091	109,388	65,715	60.1%	0	0	43,205	39.5%	29,958	27.4%	0	0.0%	13,247	12.1%
Babbitt Lions Club	Babbitt	519,284	426,087	93,197	59,340	63.7%	0	0	46,895	50.3%	35,485	38.1%	0	0.0%	11,410	12.2%
Babe Ruth League	Brooklyn Park	4,874,523	3,966,979	907,544	636,867	70.2%	0	0	299,101	33.0%	51,193	5.6%	0	0.0%	247,908	27.3%
Badger Jaycees	Badger	721,751	601,320	120,431	79,158	65.7%	0	0	39,351	32.7%	21,966	18.2%	0	0.0%	17,385	14.4%
Barnesville Booster Club	Barnesville	800,360	652,809	147,551	58,275	39.5%	0	0	81,093	55.0%	59,077	40.0%	0	0.0%	22,016	14.9%
Barrett Fire Dept Relief Assoc	Elbow Lake	654,529	575,266	79,263	48,889	61.7%	0	0	31,551	39.8%	17,705	22.3%	0	0.0%	13,846	17.5%

FY07 Minnesota Gambling Control Board

Organization	City	Gross Receipts	Prizes	Net Receipts	ALLOWABLE EXPENSES			Capital Asset Improvements	LAWFUL PURPOSE EXPENDITURES							
					Total	%	Reimb		TOTAL	%	Charitable	%	Other	%	Tax/Fee	%
Baseball Association 191	Burnsville	4,277,303	3,433,388	843,915	507,769	60.2%	(53)	0	325,568	38.6%	59,399	7.0%	0	0.0%	266,169	31.5%
Baudette Arena Assoc	Baudette	1,031,117	837,254	193,863	90,522	46.7%	0	0	100,430	51.8%	63,178	32.6%	0	0.0%	37,252	19.2%
Baudette Fire Dept Relief Assoc	Baudette	571,982	481,706	90,276	60,872	67.4%	0	0	41,064	45.5%	25,000	27.7%	0	0.0%	16,064	17.8%
Baxter Lions Club	Baxter	1,083,704	849,263	234,441	113,071	48.2%	(108)	0	117,346	50.1%	76,826	32.8%	0	0.0%	40,519	17.3%
Baxter Snowmobile Club Inc.	Baxter	393,283	306,736	86,547	34,366	39.7%	0	0	20,073	23.2%	5,919	6.8%	0	0.0%	14,154	16.4%
B-Dale Club	Roseville	140,153	102,933	37,220	27,395	73.6%	0	0	22,189	59.6%	6,129	16.5%	11,160	30.0%	4,900	13.2%
Becker Jaycees	Becker	161,597	126,741	34,856	37,240	106.8%	0	1,500	6,189	17.8%	3,243	9.3%	0	0.0%	2,946	8.5%
Becker Youth Sports Assoc	Becker	641,972	483,099	158,873	75,133	47.3%	0	0	73,930	46.5%	55,418	34.9%	0	0.0%	18,512	11.7%
Bejou Roughriders Snowmobile	Bejou	534,771	465,438	69,333	35,817	51.7%	0	0	30,668	44.2%	19,828	28.6%	0	0.0%	10,840	15.6%
Belgrade Lions Club	Belgrade	428,237	347,425	80,812	36,473	45.1%	0	1,000	49,405	61.1%	40,961	50.7%	0	0.0%	8,444	10.4%
Belle Plaine Chamber of Comm	Belle Plaine	1,137,025	952,242	184,783	86,145	46.6%	0	0	100,908	54.6%	59,800	32.4%	0	0.0%	41,108	22.2%
Bellingham Fireman's Relief Ass	Bellingham	115,236	96,307	18,929	9,613	50.8%	0	0	5,695	30.1%	3,210	17.0%	0	0.0%	2,485	13.1%
Belview Firemen Relief Assoc	Belview	216,752	176,252	40,500	23,876	59.0%	0	0	19,571	48.3%	15,000	37.0%	0	0.0%	4,571	11.3%
Bemidji Baseball	Bemidji	629,177	535,496	93,682	59,433	63.4%	(7,508)	0	59,531	63.5%	44,034	47.0%	0	0.0%	15,497	16.5%
Bemidji Youth Hockey Assoc	Bemidji	713,502	556,526	156,976	64,981	41.4%	0	0	98,922	63.0%	79,123	50.4%	0	0.0%	19,799	12.6%
Benson Hockey Assoc	Benson	1,400,919	1,105,524	295,395	99,285	33.6%	0	0	173,029	58.6%	112,541	38.1%	0	0.0%	60,489	20.5%
Bethlehem Academy	Faribault	840,039	651,928	188,111	104,465	55.5%	0	550	83,130	44.2%	58,645	31.2%	0	0.0%	24,485	13.0%
Big Falls Lions Club	Big Falls	351,396	288,715	62,682	33,530	53.5%	0	0	37,984	60.6%	31,616	50.4%	0	0.0%	6,368	10.2%
Big Lake Sno Cruisers	Zimmerman	2,441,270	2,041,348	399,922	223,365	55.9%	0	0	157,858	39.5%	31,675	7.9%	0	0.0%	126,183	31.6%
Big Swan lake Improvement Ass	Champlin	519,238	439,138	80,100	36,817	46.0%	0	0	21,313	26.6%	6,000	7.5%	0	0.0%	15,313	19.1%
Bird Island Lions	Bird Island	274,111	220,156	53,955	32,038	59.4%	0	0	18,719	34.7%	12,515	23.2%	0	0.0%	6,204	11.5%
Biwabik Area Civic Assoc	Biwabik	719,371	606,194	113,177	58,576	51.8%	0	0	39,155	34.6%	18,550	16.4%	0	0.0%	20,605	18.2%
Blackduck Fire Relief Assoc	Blackduck	299,083	246,480	52,603	29,236	55.6%	0	0	26,761	50.9%	22,447	42.7%	100	0.2%	4,214	8.0%
Blaine Jaycees	Blaine	2,654,937	2,172,631	482,306	273,198	56.6%	0	500	206,418	42.8%	56,751	11.8%	0	0.0%	149,668	31.0%
Blaine Lions Club	Blaine	1,272,337	1,002,442	269,895	151,927	56.3%	0	0	121,673	45.1%	71,473	26.5%	0	0.0%	50,200	18.6%
Blaine Youth Hockey Dist 11	Blaine	7,530,317	6,199,664	1,330,653	430,068	32.3%	0	0	899,105	67.6%	386,127	29.0%	0	0.0%	512,978	38.6%
Blooming Prairie Vol Fire Dept F	Blooming Prairie	116,281	93,169	23,112	12,615	54.6%	0	0	12,376	53.5%	9,350	40.5%	0	0.0%	3,026	13.1%
Bloomington Amateur Hockey A	Bloomington	751,419	624,043	127,376	106,264	83.4%	(44,809)	0	74,141	58.2%	55,000	43.2%	0	0.0%	19,141	15.0%
Bloomington Lions Club	Bloomington	1,998,259	1,643,162	355,097	162,146	45.7%	0	0	191,977	54.1%	91,154	25.7%	0	0.0%	100,823	28.4%
Bluffton Baseball Assoc	Bluffton	388,204	329,022	59,182	26,934	45.5%	0	0	23,366	39.5%	15,705	26.5%	0	0.0%	7,661	12.9%
Bolder Options	Minneapolis	1,558,862	1,150,286	408,576	249,201	61.0%	(81,306)	0	195,250	47.8%	105,029	25.7%	0	0.0%	90,221	22.1%
Borup Community Club	Borup	368,533	311,271	57,262	31,520	55.0%	0	0	23,032	40.2%	14,822	25.9%	0	0.0%	8,210	14.3%
Bowlus Firemens Relief Assoc	Bowlus	697,969	573,977	123,993	59,896	48.3%	0	0	54,887	44.3%	38,800	31.3%	0	0.0%	16,087	13.0%
Boxers Workout Gym	St. Cloud	1,617,331	1,320,273	297,058	164,642	55.4%	(3,133)	0	132,628	44.6%	95,057	32.0%	0	0.0%	37,571	12.6%
Boyd Firemens Relief Assoc	Boyd	275,462	227,757	47,705	20,372	42.7%	0	0	24,311	51.0%	19,050	39.9%	0	0.0%	5,261	11.0%
Brainerd Amateur Hockey Assoc	Brainerd	602,929	458,556	144,373	66,445	46.0%	0	0	78,175	54.1%	60,972	42.2%	0	0.0%	17,203	11.9%
Brainerd Lions Club	Brainerd	2,011,827	1,734,543	277,284	126,222	45.5%	0	0	149,946	54.1%	47,540	17.1%	0	0.0%	102,406	36.9%
Brainerd Snodeos	Brainerd	346,366	284,334	62,032	28,076	45.3%	0	0	33,390	53.8%	27,094	43.7%	0	0.0%	6,296	10.1%
Brainerd Sports Boosters	Brainerd	1,925,049	1,655,575	269,474	139,524	51.8%	0	0	126,229	46.8%	28,604	10.6%	0	0.0%	97,625	36.2%
Brandon Fire Dept Relief Assoc	Brandon	1,970,422	1,699,459	270,965	83,379	30.8%	0	0	160,994	59.4%	62,100	22.9%	0	0.0%	98,894	36.5%

FY07 Minnesota Gambling Control Board

Organization	City	Gross Receipts	Prizes	Net Receipts	ALLOWABLE EXPENSES			Capital Asset Improvements	LAWFUL PURPOSE EXPENDITURES							
					Total	%	Reimb		TOTAL	%	Charitable	%	Other	%	Tax/Fee	%
Breckenridge Fire Relief Assoc	Breckenridge	433,624	369,799	63,825	35,994	56.4%	0	0	39,834	62.4%	34,500	54.1%	0	0.0%	5,334	8.4%
Breckenridge Hockey Youth Ass	Breckenridge	121,222	99,198	22,024	14,511	65.9%	0	0	11,774	53.5%	9,903	45.0%	0	0.0%	1,871	8.5%
Brooklyn Center Lions Club	Brooklyn Center	730,279	613,219	117,060	53,817	46.0%	0	0	36,891	31.5%	18,284	15.6%	0	0.0%	18,607	15.9%
Brooklyn Park Youth Hockey As	Brooklyn Park	3,489,238	2,910,324	578,914	226,815	39.2%	0	0	355,606	61.4%	160,500	27.7%	0	0.0%	195,106	33.7%
Brooten Commercial Club	Brooten	751,761	605,113	146,648	74,104	50.5%	0	0	67,108	45.8%	50,326	34.3%	0	0.0%	16,782	11.4%
Browerville Lions Club	Browerville	492,374	403,073	89,301	58,373	65.4%	0	0	32,579	36.5%	23,422	26.2%	0	0.0%	9,157	10.3%
Brownsdale Firemens Relief Ass	Brownsdale	204,911	156,671	48,240	16,014	33.2%	0	0	27,895	57.8%	23,100	47.9%	0	0.0%	4,795	9.9%
Brownton Lions Club	Brownton	405,937	318,644	87,293	34,588	39.6%	0	0	52,964	60.7%	45,437	52.1%	0	0.0%	7,527	8.6%
Buckman Trailblazers Snowmob	Buckman	286,505	229,212	57,293	36,937	64.5%	0	0	24,862	43.4%	18,396	32.1%	0	0.0%	6,466	11.3%
Buffalo Lake Lions Club	Buffalo Lake	322,231	262,702	59,529	28,311	47.6%	0	0	34,728	58.3%	28,232	47.4%	0	0.0%	6,496	10.9%
Buffalo Lions Club	Buffalo	1,120,079	940,072	180,007	107,117	59.5%	0	0	74,052	41.1%	32,673	18.2%	0	0.0%	41,380	23.0%
Buffalo Youth Hockey Associati	Buffalo	3,451,166	2,946,170	504,996	247,010	48.9%	0	0	270,913	53.6%	65,429	13.0%	0	0.0%	205,484	40.7%
Buhl Fire Relief Assoc	Buhl	177,204	148,037	29,167	18,487	63.4%	0	0	22,947	78.7%	18,550	63.6%	0	0.0%	4,397	15.1%
Burnsville Lions Club	Burnsville	7,434,472	6,279,725	1,154,747	489,759	42.4%	0	0	636,064	55.1%	159,184	13.8%	0	0.0%	476,880	41.3%
Caledonia Sno-Gophers Snowm	Brownsville	751,835	607,073	144,762	68,465	47.3%	0	17,787	25,202	17.4%	5,908	4.1%	0	0.0%	19,294	13.3%
Caledonia Volunteer Fire Dept F	Caledonia	130,921	105,266	25,655	10,707	41.7%	0	0	8,869	34.6%	6,000	23.4%	0	0.0%	2,869	11.2%
Cambridge Isanti Hockey Assoc	Isanti	764,676	604,042	160,634	95,014	59.1%	0	0	59,669	37.1%	41,034	25.5%	0	0.0%	18,635	11.6%
Campbell Vol Fire Dept	Campbell	287,337	227,575	59,762	28,168	47.1%	0	0	22,538	37.7%	17,411	29.1%	0	0.0%	5,127	8.6%
Canadian Days Little Canada	Little Canada	625,899	494,782	131,117	74,988	57.2%	0	0	52,434	40.0%	39,595	30.2%	0	0.0%	12,839	9.8%
Canby Fire Dept Relief Assoc	Canby	113,509	86,948	26,561	14,265	53.7%	0	0	11,549	43.5%	9,000	33.9%	0	0.0%	2,549	9.6%
Cannon Falls Fire Dept Relief A	Cannon Falls	1,083,328	896,488	186,840	110,366	59.1%	0	0	66,238	35.5%	26,943	14.4%	0	0.0%	39,295	21.0%
Carlos Firemen Relief Assoc	Carlos	1,462,351	1,297,020	165,331	100,671	60.9%	0	0	67,140	40.6%	950	0.6%	0	0.0%	66,190	40.0%
Carlos Lions Club	Carlos	177,853	143,937	33,916	23,690	69.9%	0	0	13,454	39.7%	9,549	28.2%	0	0.0%	3,905	11.5%
Carver Lions Club	Carver	1,141,134	962,694	178,440	77,921	43.7%	0	0	101,568	56.9%	58,509	32.8%	0	0.0%	43,059	24.1%
Cathedral High School	St. Cloud	1,796,087	1,260,047	536,040	305,538	57.0%	0	0	230,725	43.0%	171,407	32.0%	0	0.0%	59,318	11.1%
Catholic Eldercare Community F	Minneapolis	1,858,386	1,491,383	367,003	201,036	54.8%	0	0	164,339	44.8%	55,000	15.0%	0	0.0%	109,339	29.8%
Catholic Parents St. Paul Club	St. Paul	918,420	752,923	165,497	95,554	57.7%	0	0	42,861	25.9%	3,277	2.0%	0	0.0%	39,584	23.9%
CC Riders Snowmobile Club	Canyon	1,973,995	1,666,941	307,054	162,903	53.1%	0	0	114,871	37.4%	14,923	4.9%	0	0.0%	99,948	32.6%
Cedar East Bethel Lions Club	East Bethel	1,023,567	846,653	176,914	106,586	60.2%	0	0	49,638	28.1%	18,120	10.2%	0	0.0%	31,518	17.8%
Centennial Fire Relief Assoc	Lino Lakes	664,321	544,628	119,693	101,195	84.5%	0	0	24,986	20.9%	8,350	7.0%	0	0.0%	16,636	13.9%
Centennial Youth Hockey Asso	Circle Pines	3,610,286	2,978,897	631,390	347,384	55.0%	0	0	262,662	41.6%	52,558	8.3%	0	0.0%	210,104	33.3%
Center City Fire Relief Assoc	Center City	527,749	423,450	104,299	75,706	72.6%	0	0	27,439	26.3%	16,000	15.3%	0	0.0%	11,439	11.0%
Central Minn Sexual Assault Ctr	St. Cloud	2,404,259	1,979,314	424,945	203,860	48.0%	0	0	216,475	50.9%	81,300	19.1%	0	0.0%	135,175	31.8%
Central Minn Task Force For Ba	St. Cloud	1,543,928	1,077,300	466,628	298,211	63.9%	0	0	138,172	29.6%	94,270	20.2%	0	0.0%	43,902	9.4%
Central Square Inc	Glenwood	119,343	99,495	19,848	19,812	99.8%	(14,121)	0	2,834	14.3%	0	0.0%	0	0.0%	2,834	14.3%
Chamber of Commerce Byron A	Byron	419,502	335,358	84,144	44,524	52.9%	0	0	44,052	52.4%	34,648	41.2%	0	0.0%	9,404	11.2%
Chamber of Commerce Ham La	Ham Lake	2,291,855	1,858,168	433,687	233,871	53.9%	0	0	191,072	44.1%	56,565	13.0%	0	0.0%	134,507	31.0%
Champlin Dayton Athletic Assoc	Champlin	4,424,593	3,682,907	741,686	202,970	27.4%	0	0	538,300	72.6%	270,579	36.5%	0	0.0%	267,721	36.1%
Champlin Park Youth Hockey As	Champlin	2,417,778	2,053,542	364,236	167,258	45.9%	0	0	167,434	46.0%	40,000	11.0%	0	0.0%	127,434	35.0%
Chaska Lions Club	Chaska	1,363,485	1,046,343	317,142	167,731	52.9%	0	0	158,134	49.9%	99,876	31.5%	0	0.0%	58,258	18.4%

FY07 Minnesota Gambling Control Board

Organization	City	Gross Receipts	Prizes	Net Receipts	ALLOWABLE EXPENSES			Capital Asset Improvements	LAWFUL PURPOSE EXPENDITURES							
					Total	%	Reimb		TOTAL	%	Charitable	%	Other	%	Tax/Fee	%
Chatfield Athletic Club	Chatfield	769,813	620,264	149,549	58,812	39.3%	0	0	101,908	68.1%	82,275	55.0%	0	0.0%	19,633	13.1%
Chatfield Firefighters Activities A	Chatfield	961,348	778,781	182,568	67,135	36.8%	0	0	127,154	69.6%	96,764	53.0%	0	0.0%	30,390	16.6%
Chicagami	Eveleth	860,046	729,477	130,569	108,304	82.9%	0	0	25,350	19.4%	3,300	2.5%	0	0.0%	22,050	16.9%
Childrens Safety Center Network	St. Paul	331,541	271,049	60,493	43,432	71.8%	(6,730)	0	12,731	21.0%	6,000	9.9%	0	0.0%	6,731	11.1%
Chisago City Fire Relief Assoc	Chisago City	1,618,457	1,350,699	267,759	154,668	57.8%	0	0	106,647	39.8%	38,590	14.4%	0	0.0%	68,057	25.4%
Chisago Lakes Area Recreation	Chisago City	224,138	168,443	55,695	42,397	76.1%	(10,786)	0	24,441	43.9%	19,878	35.7%	0	0.0%	4,563	8.2%
Chops Inc	Minneapolis	1,925,829	1,536,125	389,704	178,090	45.7%	0	0	207,527	53.3%	110,595	28.4%	0	0.0%	96,932	24.9%
Church of Crucifixion	La Crescent	429,996	343,598	86,399	34,333	39.7%	0	0	50,391	58.3%	41,904	48.5%	0	0.0%	8,487	9.8%
Church of Holy Trinity	Winsted	786,595	629,867	156,728	42,321	27.0%	0	0	117,171	74.8%	95,572	61.0%	0	0.0%	21,599	13.8%
Church of Immaculate Concepti	Columbia Heights	924,409	790,826	133,583	103,446	77.4%	0	0	28,113	21.0%	13,000	9.7%	0	0.0%	15,113	11.3%
Church of Incarnation Minneapo	Minneapolis	4,421,883	3,611,958	809,926	547,259	67.6%	(11,800)	0	302,221	37.3%	48,323	6.0%	0	0.0%	253,898	31.3%
Church of Ss Peter & Paul	Richmond	143,029	106,727	36,302	11,604	32.0%	0	0	23,883	65.8%	20,055	55.2%	0	0.0%	3,828	10.5%
Church of St Jerome Maplewood	Maplewood	1,308,391	1,057,141	251,250	144,942	57.7%	0	0	103,128	41.0%	42,526	16.9%	0	0.0%	60,602	24.1%
Church of St Stanislaus Winona	Winona	239,646	161,891	77,755	18,108	23.3%	0	0	60,049	77.2%	52,900	68.0%	0	0.0%	7,149	9.2%
Church of St. Bernard St. Paul	St. Paul	2,488,534	2,029,274	459,260	273,568	59.6%	0	0	162,472	35.4%	25,060	5.5%	0	0.0%	137,412	29.9%
Church of St. John Nepomuk La	Lastrup	397,206	332,414	64,792	33,846	52.2%	0	0	28,039	43.3%	20,400	31.5%	0	0.0%	7,639	11.8%
Church Of St. Joseph	Waite Park	1,307,596	994,534	313,062	182,411	58.3%	0	0	125,199	40.0%	72,396	23.1%	0	0.0%	52,803	16.9%
Church of St. Lawrence	Foley	619,552	514,681	104,871	47,654	45.4%	0	0	51,646	49.2%	37,608	35.9%	0	0.0%	14,038	13.4%
Church of St. Maron	Minneapolis	1,151,557	976,233	175,324	119,129	67.9%	(18,387)	0	78,001	44.5%	33,751	19.3%	0	0.0%	44,250	25.2%
Church of St. Mary Romanian O	St. Paul	1,954,132	1,396,296	557,836	311,367	55.8%	0	0	234,486	42.0%	187,291	33.6%	0	0.0%	47,195	8.5%
Church of St. Peter	St. Peter	242,431	193,785	48,646	22,583	46.4%	0	1,000	26,031	53.5%	20,300	41.7%	0	0.0%	5,731	11.8%
Church of St. Philip	Litchfield	734,894	594,306	140,588	54,015	38.4%	0	0	85,531	60.8%	67,391	47.9%	0	0.0%	18,140	12.9%
Church of St. Thomas Aquinas I	International Falls	93,209	55,672	37,537	1,302	3.5%	0	0	38,939	103.7%	35,464	94.5%	0	0.0%	3,475	9.3%
Circle of Serbian Sisters of St. V	Chisholm	316,792	240,493	76,300	26,193	34.3%	0	0	48,256	63.2%	41,500	54.4%	0	0.0%	6,756	8.9%
Clara City Lions Club	Clara City	160,121	129,607	30,514	14,477	47.4%	0	0	14,788	48.5%	10,802	35.4%	0	0.0%	3,986	13.1%
Claremont Area Chamber of Co	Claremont	296,584	231,310	65,274	38,217	58.5%	0	0	23,430	35.9%	18,054	27.7%	0	0.0%	5,376	8.2%
Clarissa Lions Club	Clarissa	601,612	514,437	87,175	51,320	58.9%	0	0	35,869	41.1%	22,210	25.5%	0	0.0%	13,659	15.7%
Clarkfield Lions Club	Clarkfield	162,046	129,673	32,373	20,960	64.7%	0	0	7,782	24.0%	5,500	17.0%	0	0.0%	2,282	7.0%
Clear Lake Lions Club	Clear Lake	1,528,885	1,233,010	295,875	121,403	41.0%	0	0	173,274	58.6%	99,027	33.5%	780	0.3%	73,467	24.8%
Clearbrook Community Club	Clearbrook	605,109	488,167	116,942	52,687	45.1%	0	0	42,557	36.4%	31,106	26.6%	0	0.0%	11,451	9.8%
Clearwater Lions Club	Clearwater	944,619	769,124	175,495	90,164	51.4%	0	0	93,497	53.3%	64,241	36.6%	0	0.0%	29,256	16.7%
Clearwater Trailblazers Snowm	Bagley	160,174	118,553	41,621	21,276	51.1%	0	0	18,581	44.6%	14,411	34.6%	0	0.0%	4,170	10.0%
Clements Fire Dept Relief Assoc	Clements	164,231	126,681	37,550	15,723	41.9%	0	0	19,392	51.6%	16,385	43.6%	0	0.0%	3,007	8.0%
Cleveland Firemen's Relief Assoc	Cleveland	548,871	434,741	114,130	46,500	40.7%	0	0	70,211	61.5%	58,400	51.2%	0	0.0%	11,811	10.3%
Climax Community Club	Climax	584,617	504,687	79,930	42,768	53.5%	0	0	36,213	45.3%	24,033	30.1%	0	0.0%	12,180	15.2%
Climb Inc	Inver Grove Heights	13,126,376	10,584,012	2,542,364	1,313,308	51.7%	0	0	1,237,573	48.7%	420,006	16.5%	0	0.0%	817,567	32.2%
Cloquet Amateur Hockey Assoc	Cloquet	660,094	567,980	92,114	72,041	78.2%	0	0	26,991	29.3%	10,000	10.9%	0	0.0%	16,991	18.4%
Cokato Firefighters Relief Assoc	Cokato	125,706	100,501	25,205	12,040	47.8%	0	0	14,950	59.3%	12,433	49.3%	0	0.0%	2,518	10.0%
Cokato Lions Club	Cokato	40,242	32,504	7,738	11,442	147.9%	(45)	0	13,354	172.6%	12,265	158.5%	0	0.0%	1,089	14.1%
Cold Spring Fire Dept Relief Ass	Cold Spring	132,212	97,611	34,601	20,419	59.0%	0	0	7,246	20.9%	2,161	6.2%	0	0.0%	5,085	14.7%

FY07 Minnesota Gambling Control Board

Organization	City	Gross Receipts	Prizes	Net Receipts	ALLOWABLE EXPENSES			Capital Asset Improvements	LAWFUL PURPOSE EXPENDITURES							
					Total	%	Reimb		TOTAL	%	Charitable	%	Other	%	Tax/Fee	%
Cold Spring Lions Club	Cold Spring	471,037	385,310	85,727	52,026	60.7%	0	0	34,036	39.7%	22,772	26.6%	0	0.0%	11,264	13.1%
Cologne Firemans Relief Assoc	Cologne	624,026	511,387	112,640	58,421	51.9%	0	0	52,428	46.5%	39,306	34.9%	0	0.0%	13,122	11.6%
Columbia Heights Athletic Boost	Columbia Heights	3,016,626	2,409,037	607,589	355,810	58.6%	0	0	240,460	39.6%	70,170	11.5%	0	0.0%	170,290	28.0%
Columbia Moorhead Club	Moorhead	231,425	177,701	53,724	26,607	49.5%	0	0	27,046	50.3%	15,369	28.6%	6,071	11.3%	5,606	10.4%
Community Charities of Minnesoc	Mankato	7,145,358	5,553,731	1,591,627	780,622	49.0%	0	0	793,866	49.9%	321,532	20.2%	0	0.0%	472,334	29.7%
Community Connection of Sauk	Sauk Centre	1,043,983	866,883	177,100	72,012	40.7%	0	0	115,793	65.4%	78,718	44.4%	0	0.0%	37,075	20.9%
Community Options & Resource	Welcome	45,260	36,644	8,616	3,447	40.0%	0	0	2,497	29.0%	1,600	18.6%	0	0.0%	897	10.4%
Confidence Learning Center	East Gull Lake	4,015,000	3,322,566	692,434	313,807	45.3%	0	0	400,822	57.9%	170,751	24.7%	0	0.0%	230,072	33.2%
Cook Firemens Relief Associatic	Cook	488,875	396,556	92,319	54,973	59.5%	0	0	38,204	41.4%	28,900	31.3%	0	0.0%	9,304	10.1%
Cook Timberwolves Snowmobile	Cook	619,692	500,895	118,797	60,988	51.3%	0	17,557	34,236	28.8%	13,703	11.5%	0	0.0%	20,533	17.3%
Coon Lake Community & Senior	Wyoming	307,738	246,484	61,254	34,980	57.1%	0	16,541	26,524	43.3%	17,660	28.8%	0	0.0%	8,864	14.5%
Coon Rapids Lions Club	Coon Rapids	5,289,030	4,275,506	1,013,524	500,111	49.3%	0	0	507,191	50.0%	200,092	19.7%	0	0.0%	307,099	30.3%
Coon Rapids Mat Bandits Wrest	Coon Rapids	4,738,801	3,776,402	962,399	385,021	40.0%	0	0	515,258	53.5%	242,729	25.2%	0	0.0%	272,529	28.3%
Coon Rapids National Little Lea	Coon Rapids	3,536,517	2,909,445	627,072	287,197	45.8%	0	0	324,106	51.7%	112,500	17.9%	0	0.0%	211,606	33.7%
Coon Rapids Youth Hockey Ass	Coon Rapids	123,892	98,825	25,067	22,926	91.5%	0	0	5,736	22.9%	2,448	9.8%	0	0.0%	3,287	13.1%
Corcoran Jaycees	Corcoran	763,016	619,352	143,664	105,116	73.2%	0	0	45,685	31.8%	25,220	17.6%	0	0.0%	20,465	14.2%
Corcoran Lions Club	Corcoran	498,035	406,963	91,072	60,176	66.1%	0	0	26,310	28.9%	18,750	20.6%	0	0.0%	7,560	8.3%
Cormorant Lakes Sportsman Cl	Audubon	1,472,331	1,206,276	266,055	158,055	59.4%	0	0	98,363	37.0%	28,306	10.6%	2,608	1.0%	67,449	25.4%
Cosmos Lions Club	Cosmos	90,643	75,035	15,609	7,578	48.5%	0	0	6,486	41.6%	4,717	30.2%	0	0.0%	1,769	11.3%
Cottage Grove Athletic Assoc	Cottage Grove	3,352,278	2,633,651	718,626	485,652	67.6%	(77,274)	0	281,601	39.2%	160,414	22.3%	0	0.0%	121,187	16.9%
Cottage Grove Lions Club	Cottage Grove	928,828	780,871	147,957	97,541	65.9%	0	0	42,067	28.4%	17,632	11.9%	0	0.0%	24,435	16.5%
Cotter High School	Winona	2,248,654	1,802,838	445,816	185,023	41.5%	0	0	254,658	57.1%	135,457	30.4%	0	0.0%	119,201	26.7%
Cottonwood Co Game & Fish P	Windom	482,817	383,141	99,676	40,751	40.9%	0	0	23,631	23.7%	11,668	11.7%	0	0.0%	11,963	12.0%
Courtland Lions Club	Courtland	213,921	173,072	40,849	24,596	60.2%	0	0	21,246	52.0%	16,887	41.3%	0	0.0%	4,359	10.7%
Courtland Recreation Assoc	Courtland	103,895	69,512	34,383	17,104	49.7%	0	0	19,785	57.5%	17,664	51.4%	0	0.0%	2,121	6.2%
Crookston Firefighters Assoc	Crookston	267,564	209,753	57,811	54,460	94.2%	(26,768)	0	37,162	64.3%	32,350	56.0%	0	0.0%	4,812	8.3%
Crosby Fire Relief Assoc	Crosby	1,719,852	1,496,712	223,140	108,102	48.4%	(150)	0	112,801	50.6%	24,489	11.0%	0	0.0%	88,312	39.6%
Crosby Ironton Aitkin Amateur H	Crosby	1,084,388	860,582	223,806	126,978	56.7%	0	0	95,274	42.6%	53,129	23.7%	0	0.0%	42,145	18.8%
Crosby Ironton Quarterback Clu	Ironton	1,038,344	892,514	145,830	79,513	54.5%	0	0	64,683	44.4%	28,860	19.8%	0	0.0%	35,823	24.6%
Crosslake Lions Club	Crosslake	719,514	588,446	131,068	71,397	54.5%	0	0	54,614	41.7%	36,919	28.2%	0	0.0%	17,695	13.5%
Crow River Sno Pros	Hutchinson	1,157,515	955,260	202,255	68,265	33.8%	0	0	100,864	49.9%	56,892	28.1%	0	0.0%	43,972	21.7%
Crow River Trail Guards Inc	Paynesville	117,647	92,125	25,522	16,497	64.6%	(2,242)	0	11,579	45.4%	8,800	34.5%	0	0.0%	2,779	10.9%
Crow River Youth Hockey Assoc	Delano	997,370	840,458	156,912	87,558	55.8%	0	0	73,714	47.0%	39,100	24.9%	0	0.0%	34,614	22.1%
Crystal Lions Club	Crystal	486,347	406,220	80,127	68,100	85.0%	0	0	14,530	18.1%	4,993	6.2%	0	0.0%	9,537	11.9%
Cura Center	St. Cloud	1,567,211	1,102,069	465,142	296,734	63.8%	0	0	172,987	37.2%	128,620	27.7%	0	0.0%	44,367	9.5%
Curl Mesabi Inc	Eveleth	501,187	424,427	76,760	53,940	70.3%	(18,238)	0	60,602	78.9%	47,989	62.5%	0	0.0%	12,612	16.4%
Currie Town and Country Boost	Currie	351,821	269,978	81,843	48,288	59.0%	0	50	30,074	36.7%	22,889	28.0%	0	0.0%	7,185	8.8%
Cuyuna Fire Mens Relief Assoc	Deerwood	1,543,875	1,335,366	208,509	99,543	47.7%	0	0	112,160	53.8%	36,788	17.6%	0	0.0%	75,372	36.1%
Cyrus Fire Dept Relief Assoc	Cyrus	168,001	134,851	33,149	24,632	74.3%	0	0	20,431	61.6%	17,300	52.2%	0	0.0%	3,131	9.4%
Czech & Slovak Sokol Minnesot	St. Paul	1,046,207	851,399	194,808	133,280	68.4%	0	0	65,060	33.4%	23,033	11.8%	0	0.0%	42,027	21.6%

FY07 Minnesota Gambling Control Board

Organization	City	Gross Receipts	Prizes	Net Receipts	ALLOWABLE EXPENSES			Capital Asset Improvements	LAWFUL PURPOSE EXPENDITURES							
					Total	%	Reimb		TOTAL	%	Charitable	%	Other	%	Tax/Fee	%
Danube Lions Club	Danube	135,160	107,891	27,269	13,394	49.1%	0	0	15,047	55.2%	12,502	45.8%	0	0.0%	2,545	9.3%
DAV Chapt 1	Minneapolis	887,235	735,310	151,925	87,418	57.5%	0	0	58,750	38.7%	31,870	21.0%	50	0.0%	26,830	17.7%
Dawson Fire Dept Relief Assoc	Dawson	356,369	274,769	81,600	34,455	42.2%	0	0	46,762	57.3%	39,950	49.0%	0	0.0%	6,812	8.3%
Dayton Lions Club	Osseo	1,493,959	1,200,533	293,426	174,084	59.3%	0	0	96,719	33.0%	28,368	9.7%	0	0.0%	68,351	23.3%
De La Salle High School	Minneapolis	1,151,741	971,541	180,200	120,406	66.8%	0	0	50,513	28.0%	5,382	3.0%	0	0.0%	45,131	25.0%
Dead Broke Saddle Club	Hugo	2,452,796	2,014,659	438,137	216,504	49.4%	0	780	225,841	51.5%	98,431	22.5%	0	0.0%	127,410	29.1%
Deer Creek Lions Club	Deer Creek	336,166	270,826	65,340	38,497	58.9%	0	0	34,558	52.9%	32,454	49.7%	0	0.0%	2,104	3.2%
Deerwood Fire Relief Assoc	Deerwood	621,822	503,282	118,540	76,684	64.7%	(1,119)	0	38,786	32.7%	20,097	17.0%	0	0.0%	18,690	15.8%
Defeat of Jesse James Days Co	Northfield	387,917	312,069	75,848	43,228	57.0%	0	0	25,248	33.3%	13,456	17.7%	0	0.0%	11,792	15.5%
Dennison Lions Club	Dennison	330,574	266,454	64,120	41,009	64.0%	0	0	19,396	30.2%	11,777	18.4%	0	0.0%	7,619	11.9%
Dent Firefighters Relief Assoc	Dent	1,404,392	1,160,227	244,165	104,221	42.7%	0	0	138,615	56.8%	74,955	30.7%	0	0.0%	63,660	26.1%
Dent Lions Club	Dent	406,782	324,032	82,750	53,108	64.2%	0	0	29,309	35.4%	20,584	24.9%	899	1.1%	7,827	9.5%
Detroit Lakes Lions Club	Detroit Lakes	394,019	337,531	56,488	35,840	63.4%	0	0	35,763	63.3%	29,171	51.6%	0	0.0%	6,592	11.7%
Dexter Firefighters Relief Assoc	Dexter	428,149	348,337	79,812	44,513	55.8%	0	0	30,869	38.7%	24,140	30.2%	0	0.0%	6,729	8.4%
Diamond Jubilee Gonvick	Gonvick	262,230	208,271	53,959	27,807	51.5%	0	0	40,023	74.2%	32,632	60.5%	0	0.0%	7,391	13.7%
Dilworth Lions Club	Dilworth	399,375	325,922	73,453	34,611	47.1%	0	0	39,757	54.1%	30,771	41.9%	0	0.0%	8,986	12.2%
Divine Mercy Catholic School	Faribault	1,004,161	805,354	198,807	80,379	40.4%	0	0	119,403	60.1%	87,822	44.2%	0	0.0%	31,581	15.9%
Douglas Area Trail Assoc	Alexandria	931,550	753,945	177,605	96,403	54.3%	0	0	82,774	46.6%	53,289	30.0%	0	0.0%	29,485	16.6%
Dover Fire Relief Association	Dover	2,152,899	1,685,033	467,866	249,025	53.2%	0	0	198,468	42.4%	85,048	18.2%	0	0.0%	113,420	24.2%
Dr. J. E. Le Clerc Council Knight	Le Sueur	1,524,627	1,294,690	229,937	108,267	47.1%	0	0	133,562	58.1%	64,645	28.1%	500	0.2%	68,417	29.8%
Drum and Bugle Corps St Peter	St. Peter	1,098,477	880,802	217,675	122,449	56.3%	0	0	94,758	43.5%	47,000	21.6%	0	0.0%	47,758	21.9%
Duluth Amateur Youth Basketball	Duluth	380,834	315,063	65,771	49,456	75.2%	(6,537)	0	38,832	59.0%	32,000	48.7%	0	0.0%	6,832	10.4%
Duluth Curling Club	Duluth	550,568	472,182	78,386	59,935	76.5%	0	0	19,137	24.4%	0	0.0%	0	0.0%	19,137	24.4%
Duluth Softball Players Association	Duluth	2,517,600	2,109,006	408,594	212,860	52.1%	0	0	189,664	46.4%	40,972	10.0%	0	0.0%	148,692	36.4%
Dundas Baseball Assoc	Dundas	355,536	279,496	76,040	44,532	58.6%	0	0	32,541	42.8%	24,606	32.4%	0	0.0%	7,935	10.4%
Eagan Athletic Assoc	Eagan	743,201	607,906	135,295	76,984	56.9%	0	0	39,158	28.9%	20,000	14.8%	0	0.0%	19,158	14.2%
Eagan Hockey Assoc	Eagan	1,110,931	930,864	180,067	85,842	47.7%	0	0	79,314	44.0%	37,944	21.1%	0	0.0%	41,370	23.0%
Eagan Lions Club	Eagan	1,090,044	878,708	211,335	114,212	54.0%	(12)	0	90,550	42.8%	52,117	24.7%	0	0.0%	38,433	18.2%
Eagle Bend Fire Dept Relief Ass	Eagle Bend	315,813	257,416	58,397	30,293	51.9%	0	0	26,132	44.7%	20,025	34.3%	0	0.0%	6,107	10.5%
Eagle Bend Lions Club	Eagle Bend	186,358	154,007	32,351	17,032	52.6%	0	0	19,275	59.6%	15,784	48.8%	0	0.0%	3,491	10.8%
Eagle Lake Fire Relief Assoc	Eagle Lake	498,491	409,167	89,324	38,448	43.0%	0	0	31,286	35.0%	22,470	25.2%	0	0.0%	8,816	9.9%
Eagles Aerie 1243	Winona	1,631,662	1,292,249	339,413	185,527	54.7%	0	0	155,772	45.9%	64,172	18.9%	7,364	2.2%	84,236	24.8%
Eagles Aerie 1460	Faribault	1,059,962	824,611	235,351	141,854	60.3%	0	15,119	73,954	31.4%	23,284	9.9%	17,579	7.5%	33,091	14.1%
Eagles Aerie 1791	Owatonna	1,572,248	1,257,675	314,573	140,591	44.7%	0	84,897	90,644	28.8%	1,024	0.3%	23,066	7.3%	66,554	21.2%
Eagles Aerie 2228	Rochester	1,055,614	855,707	199,907	111,072	55.6%	0	0	88,755	44.4%	36,620	18.3%	18,544	9.3%	33,591	16.8%
Eagles Aerie 2242	Northfield	768,243	628,267	139,976	71,130	50.8%	0	17,584	56,132	40.1%	21,877	15.6%	17,792	12.7%	16,463	11.8%
Eagles Aerie 2258	Albert Lea	1,253,536	1,008,098	245,439	147,328	60.0%	0	26,799	97,844	39.9%	40,051	16.3%	11,274	4.6%	46,519	19.0%
Eagles Aerie 2334	Willmar	921,889	747,082	174,807	103,835	59.4%	0	500	55,174	31.6%	30,605	17.5%	0	0.0%	24,569	14.1%
Eagles Aerie 2339	Fergus Falls	2,223,874	1,879,631	344,243	140,809	40.9%	0	650	165,778	48.2%	42,022	12.2%	7,576	2.2%	116,180	33.7%
Eagles Aerie 2342 Past Preside	Detroit Lakes	578,345	504,180	74,165	54,970	74.1%	0	0	15,234	20.5%	2,800	3.8%	0	0.0%	12,434	16.8%

FY07 Minnesota Gambling Control Board

Organization	City	Gross Receipts	Prizes	Net Receipts	ALLOWABLE EXPENSES			Capital Asset Improvements	LAWFUL PURPOSE EXPENDITURES							
					Total	%	Reimb		TOTAL	%	Charitable	%	Other	%	Tax/Fee	%
Eagles Aerie 2368	Thief River Falls	838,737	683,670	155,067	102,689	66.2%	0	16,950	32,881	21.2%	12,516	8.1%	0	0.0%	20,365	13.1%
Eagles Aerie 2469	Grand Rapids	2,621,108	2,168,415	452,695	188,797	41.7%	0	24,896	247,253	54.6%	77,503	17.1%	29,516	6.5%	140,235	31.0%
Eagles Aerie 2617	Hallock	102,490	80,790	21,700	10,732	49.5%	0	0	5,907	27.2%	2,650	12.2%	1,023	4.7%	2,234	10.3%
Eagles Aerie 2663	Rush City	205,137	160,361	44,776	17,692	39.5%	0	0	17,278	38.6%	2,279	5.1%	9,778	21.8%	5,221	11.7%
Eagles Aerie 269	Mankato	1,962,461	1,545,556	416,905	223,502	53.6%	0	2,000	170,836	41.0%	55,684	13.4%	13,911	3.3%	101,242	24.3%
Eagles Aerie 287	Brainerd	866,050	700,841	165,209	94,047	56.9%	0	0	75,347	45.6%	43,908	26.6%	9,723	5.9%	21,716	13.1%
Eagles Aerie 3063	Alexandria	3,586,990	3,026,693	560,297	240,618	42.9%	0	4,776	316,364	56.5%	91,476	16.3%	15,996	2.9%	208,892	37.3%
Eagles Aerie 3208	Bloomington	1,094,604	898,818	195,786	101,967	52.1%	0	0	79,125	40.4%	15,482	7.9%	21,759	11.1%	41,884	21.4%
Eagles Aerie 3264	Elk River	889,575	747,983	141,592	77,195	54.5%	0	0	61,827	43.7%	34,762	24.6%	0	0.0%	27,065	19.1%
Eagles Aerie 3282	Worthington	160,942	117,893	43,049	19,606	45.5%	0	1,967	15,229	35.4%	5,486	12.7%	2,126	4.9%	7,617	17.7%
Eagles Aerie 3394	Fairmont	72,705	56,432	16,273	17,352	106.6%	0	0	2,151	13.2%	275	1.7%	0	0.0%	1,876	11.5%
Eagles Aerie 3403	Luverne	335,047	280,216	54,831	23,323	42.5%	0	0	20,455	37.3%	10,110	18.4%	2,548	4.6%	7,797	14.2%
Eagles Aerie 3405	Marshall	115,811	84,778	31,033	17,799	57.4%	0	0	13,137	42.3%	7,650	24.7%	2,349	7.6%	3,138	10.1%
Eagles Aerie 3420	St. James	564,850	463,014	101,836	59,182	58.1%	0	0	28,252	27.7%	13,594	13.3%	0	0.0%	14,658	14.4%
Eagles Aerie 3424	Litchfield	445,384	366,139	79,245	46,778	59.0%	0	12,000	22,600	28.5%	12,514	15.8%	0	0.0%	10,086	12.7%
Eagles Aerie 3486	Karlstad	201,410	165,789	35,621	20,667	58.0%	0	0	12,311	34.6%	6,304	17.7%	1,627	4.6%	4,380	12.3%
Eagles Aerie 350	East Grand Forks	1,952,204	1,605,734	346,470	193,619	55.9%	0	76,037	117,950	34.0%	17,421	5.0%	5,258	1.5%	95,271	27.5%
Eagles Aerie 3718	New Brighton	1,274,344	1,082,032	192,312	105,408	54.8%	0	0	95,151	49.5%	17,661	9.2%	26,277	13.7%	51,213	26.6%
Eagles Aerie 3753	Waseca	493,308	388,100	105,208	67,456	64.1%	0	0	58,817	55.9%	48,525	46.1%	0	0.0%	10,292	9.8%
Eagles Aerie 3882	Roseau	691,786	556,197	135,589	58,590	43.2%	0	0	37,657	27.8%	12,255	9.0%	3,145	2.3%	22,257	16.4%
Eagles Aerie 3918	Tracy	91,732	71,798	19,934	11,642	58.4%	0	0	11,113	55.7%	8,930	44.8%	0	0.0%	2,183	11.0%
Eagles Aerie 4031	Farmington	1,381,321	1,127,442	253,879	94,691	37.3%	0	36,300	132,103	52.0%	50,308	19.8%	23,130	9.1%	58,665	23.1%
Eagles Aerie 4120	Shakopee	606,547	491,614	114,933	54,304	47.2%	0	0	38,127	33.2%	22,983	20.0%	0	0.0%	15,144	13.2%
Eagles Aerie 620	Morris	729,350	627,827	101,523	55,642	54.8%	0	0	46,317	45.6%	26,007	25.6%	3,686	3.6%	16,624	16.4%
Eagles Aerie 622	St. Cloud	1,296,956	1,021,833	275,123	146,846	53.4%	0	373	108,032	39.3%	34,177	12.4%	22,479	8.2%	51,376	18.7%
Eagles Aerie 703	Austin	1,069,673	861,131	208,542	117,835	56.5%	0	30,887	58,239	27.9%	11,912	5.7%	4,133	2.0%	42,194	20.2%
Eagles Aerie 870	Park Rapids	2,494,854	2,192,485	302,369	160,055	52.9%	0	0	161,971	53.6%	13,112	4.3%	20,559	6.8%	128,300	42.4%
Eagles Aerie 873	Crookston	927,867	770,148	157,719	114,420	72.5%	0	3,000	55,340	35.1%	19,295	12.2%	10,026	6.4%	26,019	16.5%
Eagles Aerie 94	Stillwater	3,232,621	2,779,132	453,489	192,024	42.3%	0	1,766	251,564	55.5%	47,809	10.5%	0	0.0%	203,755	44.9%
East Grand Forks Blue Line Club	East Grand Forks	211,379	156,287	55,092	27,103	49.2%	0	0	48,668	88.3%	37,186	67.5%	0	0.0%	11,481	20.8%
East Hubbard Co Fire Dist	Akeley	685,288	570,478	114,810	61,823	53.8%	0	0	56,817	49.5%	42,182	36.7%	0	0.0%	14,636	12.7%
Eastern Morrison County 4 Wheelers	Pierz	737,174	588,293	148,881	87,879	59.0%	0	0	70,085	47.1%	50,813	34.1%	0	0.0%	19,272	12.9%
Eden Valley Lions Club	Eden Valley	658,264	507,878	150,387	67,585	44.9%	0	0	108,454	72.1%	94,993	63.2%	0	0.0%	13,461	9.0%
Edison Booster Club	Maple Grove	652,389	513,489	138,900	94,047	67.7%	(4,916)	0	67,847	48.8%	48,000	34.6%	0	0.0%	19,847	14.3%
Edison Community Sports Foundation	Minneapolis	951,814	731,066	220,748	145,049	65.7%	0	0	77,414	35.1%	41,349	18.7%	0	0.0%	36,065	16.3%
Eitzen Fire & Rescue Association	Eitzen	136,926	84,911	52,015	8,596	16.5%	0	0	24,949	48.0%	19,956	38.4%	0	0.0%	4,993	9.6%
Elba Snowbirds	Plainview	848,658	703,657	145,001	87,889	60.6%	0	53,605	32,195	22.2%	3,822	2.6%	0	0.0%	28,373	19.6%
Elbow Lake Firemens Relief Association	Elbow Lake	1,140,326	964,885	175,441	79,193	45.1%	0	0	102,089	58.2%	61,300	34.9%	0	0.0%	40,789	23.2%
Elizabeth Fire Dept Relief Association	Elizabeth	240,473	199,269	41,204	17,947	43.6%	0	0	22,232	54.0%	17,291	42.0%	0	0.0%	4,941	12.0%
Elk Lake Easy Riders	Zimmerman	1,443,629	1,195,521	248,108	145,177	58.5%	0	0	98,144	39.6%	37,613	15.2%	0	0.0%	60,531	24.4%

FY07 Minnesota Gambling Control Board

Organization	City	Gross Receipts	Prizes	Net Receipts	ALLOWABLE EXPENSES			Capital Asset Improvements	LAWFUL PURPOSE EXPENDITURES							
					Total	%	Reimb		TOTAL	%	Charitable	%	Other	%	Tax/Fee	%
Elk River Lions Club	Elk River	3,158,485	2,697,037	461,448	233,091	50.5%	(553)	1,200	245,915	53.3%	65,383	14.2%	0	0.0%	180,532	39.1%
Elk River Youth Hockey Assoc	Elk River	1,217,486	1,001,112	216,374	106,570	49.3%	0	0	111,388	51.5%	65,731	30.4%	0	0.0%	45,657	21.1%
Elko Baseball Club	Elko	686,693	539,791	146,902	71,572	48.7%	0	45,745	36,553	24.9%	18,297	12.5%	0	0.0%	18,256	12.4%
Elks Lodge 1003	Virginia	925,733	751,072	174,661	101,827	58.3%	0	0	54,275	31.1%	23,047	13.2%	2,269	1.3%	28,959	16.6%
Elks Lodge 1161	Eveleth	325,868	274,476	51,392	40,929	79.6%	0	0	16,365	31.8%	7,091	13.8%	0	0.0%	9,274	18.0%
Elks Lodge 1166	Faribault	500,509	386,445	114,064	67,865	59.5%	0	500	57,053	50.0%	43,577	38.2%	0	0.0%	13,476	11.8%
Elks Lodge 1308	Thief River Falls	310,153	243,096	67,057	44,608	66.5%	0	0	27,716	41.3%	16,927	25.2%	3,899	5.8%	6,890	10.3%
Elks Lodge 133	Duluth	315,787	263,287	52,500	45,191	86.1%	0	0	13,440	25.6%	7,597	14.5%	361	0.7%	5,482	10.4%
Elks Lodge 1395	Owatonna	766,619	608,321	158,298	113,073	71.4%	0	0	55,077	34.8%	28,670	18.1%	7,732	4.9%	18,675	11.8%
Elks Lodge 1685	Alexandria	1,154,298	912,604	241,693	155,763	64.4%	0	25,105	84,878	35.1%	35,020	14.5%	8,494	3.5%	41,364	17.1%
Elks Lodge 179	Stillwater	666,053	544,153	121,900	69,615	57.1%	0	0	61,420	50.4%	46,056	37.8%	0	0.0%	15,364	12.6%
Elks Lodge 2221	Hopkins	298,796	243,258	55,539	38,975	70.2%	0	0	12,644	22.8%	2,925	5.3%	0	0.0%	9,719	17.5%
Elks Lodge 2287	Worthington	220,423	179,136	41,287	14,976	36.3%	0	0	20,569	49.8%	12,193	29.5%	1,089	2.6%	7,287	17.6%
Elks Lodge 2386	Wadena	682,429	569,969	112,460	61,611	54.8%	0	0	45,877	40.8%	23,235	20.7%	5,257	4.7%	17,385	15.5%
Elks Lodge 2427	Hutchinson	440,808	352,964	87,844	56,087	63.8%	0	18,240	18,800	21.4%	9,727	11.1%	50	0.1%	9,023	10.3%
Elks Lodge 327 Winona	Goodview	459,028	371,004	88,024	34,191	38.8%	0	450	44,587	50.7%	11,831	13.4%	21,912	24.9%	10,844	12.3%
Elks Lodge 414	Austin	1,799,746	1,385,503	414,243	263,580	63.6%	(6,329)	26,662	138,201	33.4%	36,215	8.7%	0	0.0%	101,986	24.6%
Elks Lodge 44	Brooklyn Park	209,631	165,211	44,420	27,188	61.2%	0	0	20,193	45.5%	15,660	35.3%	500	1.1%	4,034	9.1%
Elks Lodge 615	Brainerd	77,147	58,431	18,716	7,935	42.4%	0	0	9,820	52.5%	8,000	42.7%	0	0.0%	1,820	9.7%
Elks Lodge 813	Albert Lea	938,456	738,424	200,032	112,532	56.3%	(1,404)	15,655	66,424	33.2%	35,014	17.5%	14,713	7.4%	16,697	8.3%
Elks Lodge 845	Red Wing	553,974	461,582	92,392	40,915	44.3%	0	0	60,544	65.5%	39,753	43.0%	8,454	9.2%	12,337	13.4%
Elks Lodge 952	Willmar	298,146	260,779	37,367	25,664	68.7%	0	0	19,402	51.9%	13,865	37.1%	0	0.0%	5,537	14.8%
Elks Quarterback Club	Elk River	913,901	746,352	167,549	104,436	62.3%	0	0	62,995	37.6%	36,200	21.6%	0	0.0%	26,795	16.0%
Ellendale Fire Dept Relief Assoc	Ellendale	395,586	319,256	76,330	26,943	35.3%	0	0	37,579	49.2%	29,628	38.8%	0	0.0%	7,951	10.4%
Elrosa Baseball Club	Elrosa	279,349	222,352	56,997	23,983	42.1%	0	0	27,167	47.7%	21,364	37.5%	0	0.0%	5,803	10.2%
Elrosa Commercial Club	Elrosa	199,803	162,991	36,812	20,034	54.4%	0	0	18,800	51.1%	13,599	36.9%	0	0.0%	5,201	14.1%
Ely Blue Line Club	Ely	467,781	407,997	59,784	37,648	63.0%	0	0	18,905	31.6%	9,103	15.2%	0	0.0%	9,802	16.4%
Ely Igloo Snomobile Club	Ely	215,074	163,754	51,320	34,645	67.5%	(10,787)	8,498	14,398	28.1%	10,190	19.9%	0	0.0%	4,208	8.2%
Ely Winton Rod and Gun Club	Winton	768,932	723,868	45,064	96,642	214.5%	(10,132)	0	63,901	141.8%	23,048	51.1%	14,139	31.4%	26,714	59.3%
Elysian Fire Dept Relief Assoc	Elysian	279,933	212,700	67,233	33,290	49.5%	0	0	32,796	48.8%	25,272	37.6%	0	0.0%	7,523	11.2%
Emily Firemans Relief Assoc	Emily	368,730	281,796	86,934	49,124	56.5%	0	0	39,168	45.1%	32,460	37.3%	0	0.0%	6,708	7.7%
Essig Baseball Club	Essig	430,221	343,554	86,667	34,019	39.3%	0	0	26,037	30.0%	17,073	19.7%	0	0.0%	8,964	10.3%
Evansville Firemens Relief Assoc	Evansville	309,451	249,797	59,654	25,158	42.2%	0	361	22,757	38.1%	11,735	19.7%	0	0.0%	11,022	18.5%
Fairfax Baseball Assoc	Fairfax	166,930	134,512	32,418	12,151	37.5%	0	0	17,405	53.7%	13,236	40.8%	0	0.0%	4,169	12.9%
Fairmont Fire Dept Relief Assoc	Fairmont	436,114	372,091	64,023	34,182	53.4%	0	0	29,022	45.3%	20,268	31.7%	0	0.0%	8,754	13.7%
Fairmont Youth Hockey Assoc	Fairmont	3,948,084	3,303,601	644,483	343,336	53.3%	0	0	306,086	47.5%	88,709	13.8%	0	0.0%	217,377	33.7%
Faribault Hockey Assoc	Faribault	488,290	351,269	137,021	53,235	38.9%	0	0	94,212	68.8%	77,460	56.5%	0	0.0%	16,752	12.2%
Farmers Sportsmans League of	Glenwood	195,713	155,084	40,629	23,991	59.1%	0	0	17,236	42.4%	12,512	30.8%	0	0.0%	4,724	11.6%
Fergus Falls Hockey Assoc	Fergus Falls	583,062	447,283	135,779	91,604	67.5%	0	0	35,943	26.5%	29,333	21.6%	0	0.0%	6,610	4.9%
Fertile Firemens Relief Assoc	Fertile	1,103,999	959,215	144,784	62,317	43.0%	0	0	67,027	46.3%	25,594	17.7%	0	0.0%	41,433	28.6%

FY07 Minnesota Gambling Control Board

Organization	City	Gross Receipts	Prizes	Net Receipts	ALLOWABLE EXPENSES			Capital Asset Improvements	LAWFUL PURPOSE EXPENDITURES							
					Total	%	Reimb		TOTAL	%	Charitable	%	Other	%	Tax/Fee	%
Festival and Heritage Found St.	St. Paul	1,012,446	803,203	209,243	121,060	57.9%	0	0	82,016	39.2%	44,689	21.4%	0	0.0%	37,327	17.8%
Fifty Lakes Fire Relief Assoc	Fifty Lakes	803,295	659,572	143,723	55,087	38.3%	0	0	82,088	57.1%	61,530	42.8%	0	0.0%	20,558	14.3%
Fillmore County Handicapped S	Preston	134,000	107,790	26,210	9,801	37.4%	0	0	9,756	37.2%	6,600	25.2%	0	0.0%	3,156	12.0%
Finlayson Lions Club	Finlayson	396,008	323,508	72,500	31,121	42.9%	(5)	0	29,177	40.2%	20,870	28.8%	0	0.0%	8,307	11.5%
Floodwood Business & Commur	Floodwood	216,848	172,904	43,943	20,006	45.5%	0	0	20,560	46.8%	16,471	37.5%	0	0.0%	4,089	9.3%
Flyer Athletic Boosters	Little Falls	214,191	176,668	37,523	23,228	61.9%	(1,854)	0	15,816	42.2%	10,200	27.2%	0	0.0%	5,616	15.0%
Foley Lions Club	Foley	490,091	402,532	87,559	60,270	68.8%	0	0	32,655	37.3%	22,809	26.0%	0	0.0%	9,846	11.2%
Forada Firemens Relief Associa	Alexandria	864,044	713,659	150,385	70,775	47.1%	0	0	78,731	52.4%	55,282	36.8%	0	0.0%	23,449	15.6%
Forest Lake Athletic Assoc	Forest Lake	3,773,325	2,947,993	825,332	416,929	50.5%	0	200	371,314	45.0%	152,357	18.5%	0	0.0%	218,957	26.5%
Foreston Firemens Relief Assoc	Foreston	503,899	404,882	99,017	54,091	54.6%	0	0	48,502	49.0%	39,510	39.9%	0	0.0%	8,992	9.1%
Fosston Firemens Relief Assoc	Fosston	504,270	447,893	56,377	52,503	93.1%	(6,124)	0	9,189	16.3%	650	1.2%	0	0.0%	8,539	15.1%
Fountain Firefighters Relief Ass	Fountain	811,644	680,300	131,344	57,074	43.5%	0	0	77,676	59.1%	53,984	41.1%	0	0.0%	23,692	18.0%
Fourtown Grygla Sportsman Clu	Thief River Falls	42,575	31,429	11,146	5,240	47.0%	0	0	4,619	41.4%	3,568	32.0%	0	0.0%	1,051	9.4%
Fox Lake Conservation League	Sherburn	219,678	181,714	37,964	22,337	58.8%	0	500	22,653	59.7%	18,798	49.5%	0	0.0%	3,855	10.2%
Franklin Fire Relief Assoc	Franklin	150,391	123,581	26,810	12,096	45.1%	0	0	11,621	43.3%	8,250	30.8%	0	0.0%	3,371	12.6%
Franklin Lions Club	Franklin	145,810	118,810	27,000	15,030	55.7%	0	0	15,722	58.2%	12,000	44.4%	0	0.0%	3,722	13.8%
Fraternal Order of Police Minn L	Inver Grove Heights	217,492	171,185	46,307	35,596	76.9%	0	0	11,817	25.5%	10,012	21.6%	0	0.0%	1,805	3.9%
Frazee Lions Club	Frazee	658,162	530,546	127,617	81,674	64.0%	0	0	32,216	25.2%	18,452	14.5%	0	0.0%	13,764	10.8%
Freeport Lions Club	Freeport	995,359	815,170	180,189	75,645	42.0%	0	0	106,441	59.1%	70,467	39.1%	0	0.0%	35,974	20.0%
Fridley Lions Club	Spring Lake Park	4,297,677	3,584,752	712,925	309,890	43.5%	0	0	427,808	60.0%	150,756	21.1%	0	0.0%	277,052	38.9%
Friends of Animal Adoptions St.	St. Paul	1,570,569	1,264,279	306,290	177,146	57.8%	0	0	135,233	44.2%	57,647	18.8%	0	0.0%	77,586	25.3%
Friends of the Belle Plaine Libra	Belle Plaine	626,964	534,608	92,356	55,053	59.6%	0	0	41,041	44.4%	28,000	30.3%	0	0.0%	13,041	14.1%
Frontenac Sportsman Club	Frontenac	229,057	178,475	50,583	26,101	51.6%	0	0	22,551	44.6%	18,250	36.1%	0	0.0%	4,301	8.5%
Garfield Fire DeptRelief Assoc	Garfield	669,812	560,104	109,708	47,409	43.2%	0	0	49,652	45.3%	33,831	30.8%	500	0.5%	15,321	14.0%
Garrison Commercial Club	Garrison	986,361	808,398	177,963	100,489	56.5%	0	12,090	67,162	37.7%	31,588	17.7%	0	0.0%	35,574	20.0%
Garrison Lions Club	Garrison	657,019	507,651	149,368	89,174	59.7%	0	0	58,764	39.3%	43,570	29.2%	0	0.0%	15,194	10.2%
Garrison Vol Fire Dept Relief As	Garrison	338,878	275,150	63,728	34,779	54.6%	0	0	18,502	29.0%	12,000	18.8%	0	0.0%	6,502	10.2%
Gaylord Fire Dept Relief Assoc	Gaylord	661,669	550,434	111,235	46,463	41.8%	0	0	71,473	64.3%	54,068	48.6%	0	0.0%	17,405	15.6%
Gaylord Game Protective Leagu	Gaylord	505,045	420,658	84,387	39,372	46.7%	0	0	26,086	30.9%	14,700	17.4%	0	0.0%	11,386	13.5%
Geneva Fire Fighters' Relief Ass	Geneva	284,547	227,629	56,918	40,172	70.6%	(17,386)	0	24,760	43.5%	21,688	38.1%	0	0.0%	3,072	5.4%
Gibbon Lions Club	Gibbon	270,310	212,121	58,186	31,359	53.9%	0	0	27,195	46.7%	21,405	36.8%	0	0.0%	5,790	10.0%
Gilbert Fire Dept Relief Associat	Gilbert	904,285	793,947	110,338	66,845	60.6%	(1,398)	0	48,644	44.1%	19,069	17.3%	0	0.0%	29,575	26.8%
Gilman Park & Recreation Asso	Gilman	28,971	16,286	12,685	3,089	24.3%	0	0	6,592	52.0%	4,551	35.9%	0	0.0%	2,041	16.1%
Glencoe Lions Club	Glencoe	881,030	711,095	169,935	83,077	48.9%	0	0	84,716	49.9%	59,909	35.3%	0	0.0%	24,807	14.6%
Glenwood Fire Dept Relief Asso	Glenwood	1,316,638	1,077,582	239,056	118,086	49.4%	0	0	82,133	34.4%	27,162	11.4%	0	0.0%	54,971	23.0%
Gnesen Volunteer Fire Dept Rel	Duluth	1,726,344	1,470,163	256,181	158,062	61.7%	0	0	106,734	41.7%	22,556	8.8%	0	0.0%	84,178	32.9%
Good Thunder Fire Dept Relief	Good Thunder	457,535	379,778	77,757	35,696	45.9%	0	0	34,542	44.4%	25,285	32.5%	0	0.0%	9,257	11.9%
Goodhue Lions Club	Goodhue	396,409	324,507	71,902	30,338	42.2%	0	0	46,218	64.3%	37,500	52.2%	0	0.0%	8,718	12.1%
Goodridge Area Development	Goodridge	318,700	263,166	55,534	27,801	50.1%	0	0	20,310	36.6%	13,443	24.2%	0	0.0%	6,867	12.4%
Goodview Activity Group	Winona	3,099,910	2,531,622	568,288	246,279	43.3%	0	0	346,877	61.0%	172,357	30.3%	0	0.0%	174,520	30.7%

FY07 Minnesota Gambling Control Board

Organization	City	Gross Receipts	Prizes	Net Receipts	ALLOWABLE EXPENSES			Capital Asset Improvements	LAWFUL PURPOSE EXPENDITURES							
					Total	%	Reimb		TOTAL	%	Charitable	%	Other	%	Tax/Fee	%
Goodview Winona Area Hockey	Winona	1,738,586	1,436,750	301,836	122,741	40.7%	0	0	184,809	61.2%	100,250	33.2%	0	0.0%	84,559	28.0%
Grand Rapids Amateur Hockey	Grand Rapids	1,247,494	942,722	304,772	212,719	69.8%	(3,929)	0	124,453	40.8%	70,950	23.3%	0	0.0%	53,503	17.6%
Grandy Lions Club	Grandy	415,875	333,518	82,357	52,419	63.6%	0	0	30,111	36.6%	20,039	24.3%	0	0.0%	10,072	12.2%
Green Isle Firemens Relief Assoc	Green Isle	262,500	215,596	46,904	24,199	51.6%	0	0	25,038	53.4%	19,590	41.8%	0	0.0%	5,448	11.6%
Greenwald Community Recreati	Greenwald	321,643	259,023	62,620	26,299	42.0%	0	0	35,978	57.5%	29,687	47.4%	0	0.0%	6,291	10.0%
Greenway Lions Club	Bovey	653,165	520,608	132,557	62,868	47.4%	0	0	53,448	40.3%	31,576	23.8%	0	0.0%	21,872	16.5%
Grey Eagle Burtrum Lions Club	Grey Eagle	942,390	752,179	190,212	75,317	39.6%	0	0	120,462	63.3%	90,843	47.8%	0	0.0%	29,619	15.6%
Grygla Gatzke Jaycees	Grygla	177,299	149,177	28,122	22,024	78.3%	0	0	9,826	34.9%	6,026	21.4%	0	0.0%	3,800	13.5%
Grygla Lions Club	Grygla	211,250	178,356	32,894	20,631	62.7%	0	0	11,101	33.7%	7,108	21.6%	0	0.0%	3,993	12.1%
Hackensack Fire Department	Hackensack	307,321	257,629	49,692	26,807	53.9%	0	0	16,976	34.2%	12,000	24.1%	0	0.0%	4,976	10.0%
Hackensack Lions Club	Hackensack	460,710	401,514	59,196	32,400	54.7%	0	0	18,379	31.0%	9,782	16.5%	0	0.0%	8,597	14.5%
Hadley Lions Club	Hadley	108,052	87,050	21,001	10,878	51.8%	0	500	8,190	39.0%	5,621	26.8%	0	0.0%	2,569	12.2%
Halstad Firemens Benefit Assoc	Halstad	404,583	332,837	71,746	31,547	44.0%	0	0	42,003	58.5%	34,500	48.1%	0	0.0%	7,503	10.5%
Ham Lake Lions Club	Cedar	493,206	409,326	83,881	56,883	67.8%	0	0	31,963	38.1%	19,628	23.4%	0	0.0%	12,335	14.7%
Hamburg Fire Dept Relief Assoc	Hamburg	188,809	144,841	43,968	20,550	46.7%	0	0	24,389	55.5%	20,418	46.4%	0	0.0%	3,970	9.0%
Hamel Lions Club	Hamel	1,013,176	807,947	205,229	117,429	57.2%	0	0	69,255	33.7%	37,000	18.0%	0	0.0%	32,255	15.7%
Hamel Vol Fire Relief Assoc	Hamel	508,055	418,640	89,415	57,882	64.7%	0	0	34,333	38.4%	24,800	27.7%	0	0.0%	9,533	10.7%
Hancock Firemen's Relief Assoc	Hancock	254,444	203,245	51,199	25,940	50.7%	0	0	22,217	43.4%	15,550	30.4%	0	0.0%	6,667	13.0%
Hanley Falls Firemens Relief As	Hanley Falls	146,843	118,975	27,868	22,592	81.1%	0	0	9,719	34.9%	6,147	22.1%	0	0.0%	3,572	12.8%
Hanover Athletic Assoc	Hanover	7,940,274	6,750,433	1,189,841	476,296	40.0%	0	7,764	756,122	63.5%	245,694	20.6%	0	0.0%	510,428	42.9%
Hanover Lions Club	Hanover	3,075,813	2,605,944	469,869	249,472	53.1%	0	0	201,391	42.9%	21,461	4.6%	0	0.0%	179,930	38.3%
Hanska Baseball Assoc	Hanska	551,978	447,578	104,400	43,056	41.2%	0	0	51,130	49.0%	35,787	34.3%	0	0.0%	15,343	14.7%
Harding Lastrup Snodusters Sn	Hillman	490,886	408,884	82,002	43,554	53.1%	0	0	42,885	52.3%	32,750	39.9%	0	0.0%	10,135	12.4%
Harding Sportsman Club	Pierz	199,964	159,924	40,040	22,735	56.8%	0	0	26,945	67.3%	23,338	58.3%	0	0.0%	3,607	9.0%
Harmony Fire Relief Assoc	Harmony	329,902	269,201	60,701	34,607	57.0%	0	0	28,770	47.4%	22,936	37.8%	0	0.0%	5,835	9.6%
Hawks Baseball Club	Eden Valley	265,956	216,067	49,889	25,758	51.6%	0	0	32,441	65.0%	26,050	52.2%	0	0.0%	6,391	12.8%
Hawley Firemens Relief Assoc	Hawley	614,596	516,020	98,576	57,779	58.6%	0	0	34,158	34.7%	18,581	18.8%	0	0.0%	15,577	15.8%
Hayfield Commercial Club	Hayfield	424,199	357,690	66,508	29,783	44.8%	0	0	30,880	46.4%	22,000	33.1%	0	0.0%	8,880	13.4%
Hayfield Fire Relief Assoc	Hayfield	302,366	241,359	61,007	27,556	45.2%	0	0	39,123	64.1%	32,650	53.5%	0	0.0%	6,473	10.6%
Hayward Fire Dept Relief Assoc	Albert Lea	371,889	292,361	79,528	37,302	46.9%	0	0	30,921	38.9%	23,045	29.0%	0	0.0%	7,876	9.9%
Heartland Animal Rescue Team	Brainerd	1,610,543	1,355,118	255,425	136,595	53.5%	0	0	127,396	49.9%	50,502	19.8%	0	0.0%	76,894	30.1%
Heather Curling Club	Mapleton	255,906	206,422	49,484	21,620	43.7%	0	2,100	24,958	50.4%	18,984	38.4%	0	0.0%	5,974	12.1%
Hector Volunteer Fire Dept	Hector	298,876	235,930	62,946	29,088	46.2%	0	0	40,890	65.0%	34,883	55.4%	0	0.0%	6,007	9.5%
Henderson Fire Dept Relief Ass	Henderson	492,729	417,108	75,621	30,206	39.9%	0	0	42,116	55.7%	32,444	42.9%	0	0.0%	9,671	12.8%
Henderson Lions Club	Henderson	82,981	64,228	18,753	9,134	48.7%	0	0	6,146	32.8%	4,519	24.1%	0	0.0%	1,627	8.7%
Hendrum Firemens Relief Assoc	Hendrum	13,827	11,726	2,101	1,247	59.4%	0	0	3,055	145.4%	2,492	118.6%	0	0.0%	563	26.8%
Henning Lions Club	Henning	143,911	114,065	29,846	20,717	69.4%	(3,000)	0	6,931	23.2%	2,654	8.9%	0	0.0%	4,277	14.3%
Heritage Community Center	Thief River Falls	31,917	24,746	7,171	1,238	17.3%	0	0	6,591	91.9%	5,700	79.5%	0	0.0%	891	12.4%
Herman Development Corp	Herman	278,763	232,590	46,173	25,678	55.6%	0	0	14,888	32.2%	9,341	20.2%	0	0.0%	5,548	12.0%
Hermantown Amateur Hockey A	Hermantown	2,525,892	2,134,673	391,219	176,353	45.1%	0	0	204,212	52.2%	63,397	16.2%	0	0.0%	140,815	36.0%

FY07 Minnesota Gambling Control Board

Organization	City	Gross Receipts	Prizes	Net Receipts	ALLOWABLE EXPENSES			Capital Asset Improvements	LAWFUL PURPOSE EXPENDITURES							
					Total	%	Reimb		TOTAL	%	Charitable	%	Other	%	Tax/Fee	%
Hermantown Youth Soccer Assc	Hermantown	1,359,972	1,129,470	230,502	95,728	41.5%	0	0	109,343	47.4%	50,786	22.0%	0	0.0%	58,558	25.4%
Hiawatha Sno Seekers	Eyota	601,194	482,779	118,415	50,694	42.8%	0	0	40,072	33.8%	23,231	19.6%	0	0.0%	16,842	14.2%
Hibbing Youth Hockey Assoc	Hibbing	1,128,219	925,008	203,210	116,342	57.3%	0	0	96,809	47.6%	51,342	25.3%	0	0.0%	45,466	22.4%
Highland Central Hockey Assoc	St. Paul	986,185	787,382	198,803	136,027	68.4%	0	0	61,256	30.8%	24,871	12.5%	0	0.0%	36,385	18.3%
Hill City Firemens Relief Assoc	Hill City	612,667	530,427	82,240	39,094	47.5%	0	0	44,863	54.6%	31,414	38.2%	0	0.0%	13,449	16.4%
Hill City Lions Club	Hill City	368,494	306,735	61,759	27,228	44.1%	0	0	32,825	53.2%	25,274	40.9%	0	0.0%	7,551	12.2%
Hill Murray Father Club	Maplewood	1,889,573	1,531,551	358,022	126,066	35.2%	0	0	212,986	59.5%	116,409	32.5%	0	0.0%	96,577	27.0%
Hill Murray Mothers Club	Maplewood	2,157,935	1,791,502	366,433	169,518	46.3%	0	0	225,770	61.6%	109,054	29.8%	0	0.0%	116,716	31.9%
Hinckley Lions Club	Hinckley	1,170,540	975,519	195,021	116,385	59.7%	0	0	77,020	39.5%	30,226	15.5%	0	0.0%	46,793	24.0%
Hinckley Pine City Flames Snow	Pine City	1,899,916	1,549,161	350,755	145,832	41.6%	0	0	196,061	55.9%	105,739	30.1%	0	0.0%	90,322	25.8%
Hitterdal Lions Club	Hitterdal	573,426	500,201	73,225	29,497	40.3%	0	0	38,495	52.6%	25,979	35.5%	0	0.0%	12,516	17.1%
Hockey Woodbury Area Club	Woodbury	1,141,087	935,606	205,481	114,521	55.7%	0	0	96,263	46.8%	50,000	24.3%	0	0.0%	46,263	22.5%
Hoffman Lions Club	Hoffman	147,509	117,070	30,439	13,240	43.5%	0	0	14,403	47.3%	12,540	41.2%	0	0.0%	1,863	6.1%
Hoffman Senior Citizen's Club In	Hoffman	59,647	42,637	17,010	6,801	40.0%	0	0	10,605	62.3%	8,500	50.0%	0	0.0%	2,105	12.4%
Holdingsford Fire Dept Relief Ass	Holdingsford	212,677	178,472	34,205	18,009	52.7%	0	0	23,826	69.7%	19,600	57.3%	0	0.0%	4,226	12.4%
Holdingsford Sno Flyers	Holdingsford	463,095	384,671	78,424	43,314	55.2%	0	0	40,036	51.1%	30,318	38.7%	0	0.0%	9,719	12.4%
Holloway Rod and Gun Club	Holloway	279,138	223,446	55,692	26,262	47.2%	0	0	31,080	55.8%	27,313	49.0%	0	0.0%	3,767	6.8%
Hollywood Booster Club	New Germany	571,390	445,885	125,505	67,253	53.6%	0	0	46,933	37.4%	37,448	29.8%	850	0.7%	8,635	6.9%
Holy Family Church Hillman	Hillman	74,282	45,107	29,175	2,143	7.3%	0	0	25,286	86.7%	22,500	77.1%	0	0.0%	2,786	9.5%
Hopkins Jaycees	Hopkins	4,730,712	4,016,218	714,494	470,223	65.8%	0	1,780	255,774	35.8%	24,121	3.4%	0	0.0%	231,653	32.4%
Hopkins Youth Hockey Associat	Hopkins	1,308,191	1,083,582	224,609	111,661	49.7%	0	0	108,317	48.2%	52,827	23.5%	0	0.0%	55,490	24.7%
Houston Chamber Of Commerce	Houston	221,659	180,140	41,519	18,510	44.6%	0	0	22,514	54.2%	17,834	43.0%	0	0.0%	4,680	11.3%
Hoyt Lakes Chamber of Commerce	Hoyt Lakes	1,247,057	1,107,255	139,802	59,664	42.7%	0	0	86,206	61.7%	29,823	21.3%	0	0.0%	56,383	40.3%
Hrvatski Dom Assoc	South St. Paul	1,128,716	918,883	209,833	120,292	57.3%	0	0	63,489	30.3%	12,085	5.8%	0	0.0%	51,404	24.5%
Husker Athletic Booster Club	Holdingsford	613,607	505,025	108,582	47,999	44.2%	0	0	48,642	44.8%	33,588	30.9%	0	0.0%	15,054	13.9%
Ideal Community Service Organ	Pequot Lakes	248,630	198,114	50,516	34,382	68.1%	0	0	20,595	40.8%	16,223	32.1%	0	0.0%	4,372	8.7%
International Falls Recreation Hd	International Falls	424,725	355,994	68,731	43,562	63.4%	0	0	25,787	37.5%	17,772	25.9%	0	0.0%	8,015	11.7%
International Voyageurs Snowm	International Falls	805,099	671,587	133,512	75,136	56.3%	0	26,117	21,561	16.1%	0	0.0%	0	0.0%	21,561	16.1%
Inver Grove Heights Hockey Ass	Inver Grove Heights	1,174,255	887,324	286,931	172,456	60.1%	0	0	115,712	40.3%	70,730	24.7%	0	0.0%	44,983	15.7%
Inver Grove Heights Soccer Ass	Inver Grove Heights	327,217	264,361	62,856	36,144	57.5%	0	0	40,763	64.9%	34,000	54.1%	0	0.0%	6,763	10.8%
Irving Community Association	Duluth	5,959,454	5,004,567	954,887	487,437	51.0%	0	1,000	485,908	50.9%	83,526	8.7%	0	0.0%	402,382	42.1%
Irving Youth Hockey Club	Duluth	1,186,110	994,323	191,787	124,549	64.9%	0	0	67,858	35.4%	15,732	8.2%	0	0.0%	52,126	27.2%
Isabella Community Council	Isabella	379,745	312,432	67,315	39,697	59.0%	0	0	38,284	56.9%	31,631	47.0%	0	0.0%	6,653	9.9%
Isanti County Sportsmens Club	Cambridge	2,674,115	2,231,529	442,586	241,596	54.6%	0	0	202,436	45.7%	50,309	11.4%	0	0.0%	152,127	34.4%
Isanti Lions Club	Isanti	1,016,554	822,277	194,277	117,685	60.6%	0	0	103,816	53.4%	74,475	38.3%	0	0.0%	29,340	15.1%
Isle Lions Club	Isle	1,008,594	847,545	161,049	80,415	49.9%	0	0	62,047	38.5%	28,611	17.8%	0	0.0%	33,436	20.8%
Italian American Club Foundatio	Minneapolis	3,883,220	3,108,638	774,582	415,322	53.6%	0	0	335,230	43.3%	100,000	12.9%	0	0.0%	235,230	30.4%
Itasca Drift Skippers Snowmobil	Grand Rapids	352,347	283,122	69,225	35,354	51.1%	0	0	20,915	30.2%	15,077	21.8%	0	0.0%	5,838	8.4%
Janesville Area Golf Association	Janesville	194,677	152,049	42,628	25,997	61.0%	(380)	0	13,654	32.0%	10,000	23.5%	0	0.0%	3,654	8.6%
Janesville Rotary Club	Janesville	134,267	105,891	28,376	14,660	51.7%	0	0	10,567	37.2%	6,905	24.3%	0	0.0%	3,662	12.9%

FY07 Minnesota Gambling Control Board

Organization	City	Gross Receipts	Prizes	Net Receipts	ALLOWABLE EXPENSES			Capital Asset Improvements	LAWFUL PURPOSE EXPENDITURES							
					Total	%	Reimb		TOTAL	%	Charitable	%	Other	%	Tax/Fee	%
Jasper Lions Club	Jasper	62,063	43,949	18,114	8,745	48.3%	0	0	7,060	39.0%	5,046	27.9%	0	0.0%	2,014	11.1%
Johnson Area Hockey Associati	St. Paul	1,036,363	813,341	223,022	127,632	57.2%	0	0	97,605	43.8%	55,021	24.7%	0	0.0%	42,584	19.1%
Jordan Fire Department Relief A	Jordan	1,155,187	962,882	192,305	102,986	53.6%	0	0	137,420	71.5%	93,735	48.7%	0	0.0%	43,685	22.7%
K of C Immaculate Conception	Delano	1,269,218	1,031,908	237,310	147,548	62.2%	0	0	106,521	44.9%	58,300	24.6%	0	0.0%	48,221	20.3%
Kasota Fire Dept Relief Assoc	Kasota	588,683	490,037	98,646	50,647	51.3%	0	0	49,391	50.1%	35,772	36.3%	0	0.0%	13,619	13.8%
Kay Sea Club	Austin	405,637	317,883	87,754	49,512	56.4%	0	0	33,705	38.4%	25,755	29.3%	0	0.0%	7,950	9.1%
Keewatin Firemens Relief Assoc	Keewatin	2,588,953	2,239,021	349,933	151,540	43.3%	0	0	183,464	52.4%	45,080	12.9%	0	0.0%	138,384	39.5%
Kellogg Firemens Relief Assoc	Kellogg	607,057	495,004	112,053	56,170	50.1%	0	0	55,912	49.9%	42,427	37.9%	0	0.0%	13,485	12.0%
Kensington Volunteer Firemens	Kensington	359,234	295,530	63,704	35,515	55.8%	0	0	25,993	40.8%	19,092	30.0%	0	0.0%	6,901	10.8%
Kenyon Snowdrifters	Kenyon	477,707	392,358	85,349	50,211	58.8%	(2,558)	13,000	16,081	18.8%	6,921	8.1%	0	0.0%	9,160	10.7%
Kiester Firemans Relief Assoc	Kiester	148,826	119,775	29,051	14,794	50.9%	0	0	9,594	33.0%	7,131	24.5%	0	0.0%	2,462	8.5%
Kilkenny Firemens Relief Assoc	Kilkenny	1,188,704	983,325	205,379	94,636	46.1%	0	0	148,586	72.3%	102,688	50.0%	0	0.0%	45,898	22.3%
Kimball Firemens Relief Assoc	Kimball	581,103	478,255	102,848	49,817	48.4%	0	0	60,088	58.4%	46,410	45.1%	0	0.0%	13,678	13.3%
Kinney Fire Relief Assoc	Kinney	529,479	437,009	92,470	43,707	47.3%	0	0	56,723	61.3%	45,300	49.0%	0	0.0%	11,423	12.4%
Knights Fraternal Corporation of	Bloomington	1,461,394	1,162,222	299,172	230,468	77.0%	0	10,040	95,248	31.8%	6,548	2.2%	53,968	18.0%	34,732	11.6%
Knights of Columbus Council 15	Montevideo	353,872	300,511	53,361	30,837	57.8%	0	0	20,158	37.8%	13,130	24.6%	0	0.0%	7,028	13.2%
Knights of Columbus Council 15	Fairmont	104,824	69,138	35,686	9,505	26.6%	0	0	27,250	76.4%	23,452	65.7%	0	0.0%	3,798	10.6%
Knights of Columbus Council 16	Hastings	25,020	18,389	6,632	726	10.9%	0	0	7,380	111.3%	300	4.5%	6,000	90.5%	1,080	16.3%
Knights of Columbus Council 16	Stillwater	174,515	136,933	37,582	19,462	51.8%	0	0	14,884	39.6%	11,040	29.4%	0	0.0%	3,844	10.2%
Knights of Columbus Council 20	New Prague	65,263	46,293	18,970	13,359	70.4%	0	0	3,913	20.6%	2,096	11.0%	0	0.0%	1,817	9.6%
Knights of Columbus Council 35	Chisholm	1,539,949	1,262,602	277,347	173,816	62.7%	0	0	98,627	35.6%	27,447	9.9%	0	0.0%	71,180	25.7%
Knights of Columbus Council 41	Albertville	2,123,275	1,756,919	366,356	209,680	57.2%	0	0	195,357	53.3%	87,407	23.9%	0	0.0%	107,950	29.5%
Knights of Columbus Council 43	Fridley	812,248	683,183	129,065	101,871	78.9%	(9,253)	1,000	43,105	33.4%	8,875	6.9%	17,887	13.9%	16,343	12.7%
Knights of Columbus Council 47	Alexandria	137,352	85,350	52,002	23,820	45.8%	0	0	30,257	58.2%	20,786	40.0%	4,316	8.3%	5,155	9.9%
Knights of Columbus Council 67	Granite Falls	223,279	180,205	43,074	25,845	60.0%	0	0	22,073	51.2%	20,199	46.9%	0	0.0%	1,874	4.4%
Knights of Columbus Council 76	Eagan	1,177,124	937,346	239,778	164,237	68.5%	0	0	70,376	29.4%	25,806	10.8%	0	0.0%	44,570	18.6%
Knights of Columbus Council 83	Lakeville	564,723	471,317	93,406	42,146	45.1%	0	0	47,488	50.8%	35,556	38.1%	0	0.0%	11,932	12.8%
Knights of Columbus Council 88	Faribault	316,136	241,205	74,931	63,715	85.0%	0	10,423	13,133	17.5%	7,733	10.3%	0	0.0%	5,400	7.2%
Knights of Columbus Council 91	Big Lake	2,378,511	2,001,120	377,392	223,684	59.3%	0	0	166,231	44.0%	38,575	10.2%	0	0.0%	127,656	33.8%
Knights of Columbus Council 94	Owatonna	1,044,275	852,071	192,204	116,696	60.7%	0	0	77,149	40.1%	38,520	20.0%	0	0.0%	38,629	20.1%
Knights of Columbus Council 96	St. Cloud	742,981	606,231	136,750	81,049	59.3%	0	0	47,044	34.4%	27,955	20.4%	0	0.0%	19,089	14.0%
La Salle Volunteer Firefighters F	La Salle	317,064	276,061	41,003	20,016	48.8%	0	0	14,783	36.1%	8,588	20.9%	0	0.0%	6,195	15.1%
Lac Qui Parle Lake Association	Montevideo	1,268,056	1,041,357	226,699	130,793	57.7%	0	0	89,252	39.4%	39,736	17.5%	0	0.0%	49,516	21.8%
Lafayette Lions Club	Lafayette	223,639	184,386	39,253	18,923	48.2%	0	0	22,751	58.0%	18,854	48.0%	0	0.0%	3,897	9.9%
Lake City Chamber Of Commer	Lake City	154,843	128,937	25,906	16,323	63.0%	0	0	9,049	34.9%	6,750	26.1%	0	0.0%	2,299	8.9%
Lake City Fire Dept Relief Assoc	Lake City	123,888	93,260	30,628	14,295	46.7%	0	0	8,836	28.9%	5,878	19.2%	0	0.0%	2,958	9.7%
Lake City Lions Club	Lake City	187,057	158,662	28,395	15,485	54.5%	0	0	17,132	60.3%	12,705	44.7%	0	0.0%	4,427	15.6%
Lake Crystal Fire Dept Relief As	Lake Crystal	329,685	272,809	56,876	27,920	49.1%	0	0	21,487	37.8%	14,978	26.3%	0	0.0%	6,509	11.4%
Lake Elmo Jaycees	Lake Elmo	1,546,495	1,293,532	252,963	94,001	37.2%	0	5,000	139,604	55.2%	67,586	26.7%	0	0.0%	72,018	28.5%
Lake Henry Lions Club	Belgrade	395,528	323,429	72,099	29,021	40.3%	0	0	41,263	57.2%	33,162	46.0%	0	0.0%	8,101	11.2%

FY07 Minnesota Gambling Control Board

Organization	City	Gross Receipts	Prizes	Net Receipts	ALLOWABLE EXPENSES			Capital Asset Improvements	LAWFUL PURPOSE EXPENDITURES							
					Total	%	Reimb		TOTAL	%	Charitable	%	Other	%	Tax/Fee	%
Lake Lillian Civic & Commerce	Lake Lillian	153,613	123,650	29,963	13,615	45.4%	0	0	15,043	50.2%	11,788	39.3%	0	0.0%	3,255	10.9%
Lake of the Woods Drifters	Baudette	589,468	480,553	108,915	62,020	56.9%	0	0	42,894	39.4%	37,576	34.5%	0	0.0%	5,318	4.9%
Lake Owasso Residence Volunt	Shoreview	1,400,476	1,027,538	372,938	202,172	54.2%	0	0	132,539	35.5%	100,435	26.9%	0	0.0%	32,104	8.6%
Lake Region Hockey Associatio	New Brighton	3,112,816	2,599,143	513,673	284,465	55.4%	0	2,650	246,925	48.1%	69,490	13.5%	0	0.0%	177,435	34.5%
Lake Sullivan Assoc	Hillman	775,348	630,666	144,682	91,306	63.1%	0	0	52,506	36.3%	31,750	21.9%	0	0.0%	20,756	14.3%
Lake Superior Steelhead Assoc	Duluth	921,938	760,242	161,696	99,533	61.6%	0	0	66,712	41.3%	31,050	19.2%	0	0.0%	35,662	22.1%
Lake Washington Improvement	Mankato	191,344	140,438	50,906	27,089	53.2%	0	0	24,513	48.2%	18,196	35.7%	0	0.0%	6,318	12.4%
Lakes Area Senior Activity Cent	Brainerd	87,213	63,587	23,626	9,774	41.4%	0	372	5,698	24.1%	2,225	9.4%	0	0.0%	3,473	14.7%
Lakeview Booster Club Inc	Cottonwood	101,789	81,302	20,487	8,665	42.3%	0	0	7,742	37.8%	4,948	24.2%	0	0.0%	2,794	13.6%
Lakeville Hockey Association	Lakeville	1,864,184	1,452,839	411,345	151,029	36.7%	0	0	173,942	42.3%	78,500	19.1%	0	0.0%	95,442	23.2%
Lakeville Lions Club	Lakeville	1,169,656	911,669	257,986	110,751	42.9%	0	0	147,874	57.3%	99,854	38.7%	0	0.0%	48,020	18.6%
Lamberton Lions Club Inc	Lamberton	182,370	149,536	32,834	16,806	51.2%	0	0	14,948	45.5%	10,500	32.0%	0	0.0%	4,448	13.5%
Lancer Youth Hockey Assoc	La Crescent	764,832	628,568	136,264	57,754	42.4%	0	0	67,672	49.7%	49,793	36.5%	0	0.0%	17,879	13.1%
Land of Lakes Choirboys of Min	Elk River	2,188,942	1,791,699	397,243	169,313	42.6%	0	0	214,971	54.1%	101,613	25.6%	0	0.0%	113,358	28.5%
Lanesboro Fire Relief Assn	Lanesboro	702,542	577,384	125,158	49,925	39.9%	0	0	60,531	48.4%	43,865	35.0%	0	0.0%	16,666	13.3%
Le Center Fire Mans Relief Ass	Le Center	252,984	207,712	45,272	27,568	60.9%	0	0	22,126	48.9%	16,950	37.4%	0	0.0%	5,176	11.4%
Le Roy Community Foundation	Le Roy	389,047	315,259	73,789	35,662	48.3%	0	0	47,889	64.9%	40,172	54.4%	0	0.0%	7,717	10.5%
Leaf Valley Game and Fish Con	Miltona	1,474,523	1,305,330	169,193	64,578	38.2%	0	4	124,071	73.3%	53,134	31.4%	0	0.0%	70,937	41.9%
Leavenworth Baseball Assoc	Sleepy Eye	241,040	193,170	47,871	25,686	53.7%	0	0	19,408	40.5%	14,574	30.4%	50	0.1%	4,784	10.0%
Leech Lake Area Amateur Hock	Walker	677,926	548,392	129,534	83,765	64.7%	0	0	72,142	55.7%	49,500	38.2%	0	0.0%	22,642	17.5%
Lester Park Hockey Association	Duluth	1,128,348	948,029	180,319	112,839	62.6%	0	0	71,628	39.7%	19,242	10.7%	0	0.0%	52,386	29.1%
Lester Prairie Fire Dept Relief A	Lester Prairie	158,838	129,883	28,955	12,182	42.1%	0	0	20,022	69.1%	17,044	58.9%	0	0.0%	2,977	10.3%
Lets Go Fishing of MN	Willmar	644,594	516,521	128,073	66,451	51.9%	0	0	55,423	43.3%	35,539	27.7%	0	0.0%	19,884	15.5%
Lewiston Volunteer Fire Co	Lewiston	887,481	713,032	174,449	92,711	53.1%	0	0	64,841	37.2%	41,284	23.7%	0	0.0%	23,557	13.5%
Lexington Fire Relief	Lexington	920,271	729,166	191,106	119,400	62.5%	0	0	58,843	30.8%	32,467	17.0%	0	0.0%	26,376	13.8%
Lincoln Area Business Assoc	Cushing	1,363,219	1,104,836	258,383	114,759	44.4%	0	0	144,640	56.0%	85,559	33.1%	0	0.0%	59,081	22.9%
Lindbergh Lions Club of Little F	Little Falls	1,728,183	1,474,557	253,626	108,011	42.6%	0	0	124,012	48.9%	42,095	16.6%	0	0.0%	81,917	32.3%
Lindstrom Fire Dept Relief Asso	Lindstrom	958,887	806,223	152,664	67,178	44.0%	0	0	88,557	58.0%	59,000	38.6%	0	0.0%	29,557	19.4%
Lino Lakes Lions Club	Lino Lakes	1,270,336	1,039,400	230,937	120,598	52.2%	0	0	113,710	49.2%	61,759	26.7%	0	0.0%	51,951	22.5%
Lions Club of Forest Lake	Forest Lake	750,664	560,779	189,885	112,903	59.5%	0	0	63,754	33.6%	42,823	22.6%	0	0.0%	20,931	11.0%
Lions Club of Waconia	Waconia	422,435	333,732	88,703	29,955	33.8%	0	0	26,872	30.3%	17,791	20.1%	0	0.0%	9,081	10.2%
Lions Gonvick Club	Gonvick	164,768	129,898	34,870	20,440	58.6%	0	0	13,553	38.9%	9,237	26.5%	600	1.7%	3,716	10.7%
Little Canada Recreation Associ	Little Canada	2,144,243	1,595,149	549,094	336,125	61.2%	(8,312)	0	232,678	42.4%	166,903	30.4%	0	0.0%	65,775	12.0%
Little Canada Vol Fire Departme	Little Canada	2,000,350	1,631,809	368,541	191,504	52.0%	0	0	178,022	48.3%	69,766	18.9%	0	0.0%	108,256	29.4%
Little Falls Exchange Club	Little Falls	1,126,339	933,796	192,543	101,114	52.5%	0	0	93,402	48.5%	49,499	25.7%	0	0.0%	43,903	22.8%
Little Falls Lions Club	Little Falls	795,472	654,581	140,891	75,569	53.6%	0	0	65,331	46.4%	42,447	30.1%	0	0.0%	22,884	16.2%
Long Lake Homeowners Assn Ir	Hillman	588,022	492,634	95,388	49,824	52.2%	0	0	39,585	41.5%	21,931	23.0%	0	0.0%	17,654	18.5%
Long Prairie Hockey Assoc	Long Prairie	1,355,471	1,120,363	235,108	118,878	50.6%	0	0	98,505	41.9%	42,498	18.1%	0	0.0%	56,006	23.8%
Long Prairie Lions Club	Long Prairie	310,077	243,453	66,624	41,013	61.6%	0	0	16,128	24.2%	9,518	14.3%	0	0.0%	6,610	9.9%
Longville Lakes Area Chamber	Longville	660,019	551,214	108,805	66,939	61.5%	(7,652)	0	45,623	41.9%	30,037	27.6%	0	0.0%	15,586	14.3%

FY07 Minnesota Gambling Control Board

Organization	City	Gross Receipts	Prizes	Net Receipts	ALLOWABLE EXPENSES			Capital Asset Improvements	LAWFUL PURPOSE EXPENDITURES							
					Total	%	Reimb		TOTAL	%	Charitable	%	Other	%	Tax/Fee	%
Lonsdale Firemens Relief Assoc	Lonsdale	508,035	410,420	97,615	42,638	43.7%	0	0	44,472	45.6%	33,853	34.7%	0	0.0%	10,619	10.9%
Lonsdale Lions Club	Lonsdale	33,656	25,804	7,852	3,767	48.0%	0	0	4,514	57.5%	3,350	42.7%	0	0.0%	1,164	14.8%
Loretto Fire Dept Relief Assoc	Loretto	1,546,980	1,276,410	270,570	141,220	52.2%	0	0	125,358	46.3%	53,393	19.7%	0	0.0%	71,965	26.6%
Loretto Lions Club	Loretto	115,026	95,371	19,655	13,601	69.2%	0	0	17,275	87.9%	16,340	83.1%	0	0.0%	935	4.8%
Lowry Fire Mens Relief Assoc	Lowry	426,867	351,860	75,007	40,232	53.6%	0	0	43,460	57.9%	35,240	47.0%	0	0.0%	8,220	11.0%
Luverne Optimist Club	Luverne	746,118	599,997	146,121	83,000	56.8%	0	0	56,734	38.8%	39,104	26.8%	0	0.0%	17,630	12.1%
Mabel Fire Dept Relief Assoc	Mabel	319,922	260,319	59,603	32,348	54.3%	0	0	27,645	46.4%	22,000	36.9%	0	0.0%	5,645	9.5%
Madison Lake Volunteer Fireme	Madison Lake	181,282	146,605	34,677	27,169	78.3%	(4,181)	0	5,743	16.6%	612	1.8%	0	0.0%	5,131	14.8%
Mankato Area Hockey Associati	Mankato	1,836,846	1,430,950	405,897	211,936	52.2%	0	0	192,162	47.3%	87,849	21.6%	0	0.0%	104,312	25.7%
Mankato Area Youth Baseball A	North Mankato	2,387,651	2,020,299	367,352	176,741	48.1%	0	0	190,616	51.9%	56,331	15.3%	0	0.0%	134,285	36.6%
Mankato Sertoma Club	Mankato	681,167	561,759	119,408	60,133	50.4%	0	0	61,613	51.6%	41,407	34.7%	0	0.0%	20,206	16.9%
Mantorville Restoration Assoc	Mantorville	787,719	612,540	175,180	105,230	60.1%	0	0	83,018	47.4%	60,205	34.4%	0	0.0%	22,813	13.0%
Maple Grove Fire Fighters Relie	Maple Grove	2,292,902	1,971,255	321,647	158,279	49.2%	0	0	168,357	52.3%	44,807	13.9%	0	0.0%	123,551	38.4%
Maple Grove Lions Club	Maple Grove	5,034,924	4,301,477	733,447	278,178	37.9%	0	0	448,868	61.2%	122,893	16.8%	0	0.0%	325,974	44.4%
Maple Island Park Association	Hollandale	217,390	167,326	50,064	37,524	75.0%	(14)	0	15,910	31.8%	11,414	22.8%	0	0.0%	4,496	9.0%
Maple Lake Lions Club	Maple Lake	636,749	508,069	128,680	67,469	52.4%	0	0	60,686	47.2%	47,357	36.8%	0	0.0%	13,329	10.4%
Mapleton Area Chamber of Com	Mapleton	537,025	442,573	94,452	46,707	49.5%	0	0	43,841	46.4%	33,135	35.1%	0	0.0%	10,706	11.3%
Maplewood Athletic Assoc	Maplewood	657,832	540,369	117,463	70,270	59.8%	(7,412)	0	44,650	38.0%	24,810	21.1%	0	0.0%	19,840	16.9%
Maplewood Oakdale Lions Club	Oakdale	917,949	746,990	170,959	88,625	51.8%	0	1,500	82,262	48.1%	48,325	28.3%	0	0.0%	33,937	19.9%
Marshall Amateur Hockey Assoc	Marshall	54,514	42,017	12,497	3,120	25.0%	0	7,280	2,744	22.0%	0	0.0%	0	0.0%	2,744	22.0%
Marshall Baseball Assoc	Marshall	1,064,924	892,966	171,958	87,958	51.2%	0	0	78,730	45.8%	39,493	23.0%	0	0.0%	39,237	22.8%
Marshall Co Central Sports Boo	Newfolden	295,583	247,765	47,818	28,880	60.4%	0	0	18,872	39.5%	13,088	27.4%	0	0.0%	5,784	12.1%
Marshall County Driftskippers S	Newfolden	221,259	185,034	36,225	16,552	45.7%	0	0	14,717	40.6%	9,225	25.5%	0	0.0%	5,492	15.2%
Mayer Baseball Club	Mayer	832,942	670,721	162,221	95,601	58.9%	0	0	61,836	38.1%	37,621	23.2%	0	0.0%	24,215	14.9%
Maynard Lions Club	Maynard	298,814	253,906	44,908	19,992	44.5%	0	0	23,359	52.0%	16,798	37.4%	0	0.0%	6,561	14.6%
Mazeppa Firefighters Relief Ass	Mazeppa	544,783	439,410	105,373	48,052	45.6%	0	0	56,667	53.8%	45,198	42.9%	0	0.0%	11,469	10.9%
Mazeppa Jaycees	Mazeppa	261,414	198,105	63,309	29,579	46.7%	0	0	26,368	41.6%	22,000	34.8%	0	0.0%	4,368	6.9%
Mazeppa Lions Club	Mazeppa	129,060	97,919	31,140	16,649	53.5%	0	0	18,802	60.4%	15,602	50.1%	0	0.0%	3,200	10.3%
McGrath Fire Dept Relief Assoc	McGrath	1,145,747	953,429	192,318	107,364	55.8%	0	0	72,607	37.8%	28,175	14.7%	0	0.0%	44,432	23.1%
McGregor Fire Dept Relief Asso	McGregor	629,832	526,665	103,167	45,375	44.0%	0	0	49,978	48.4%	35,300	34.2%	0	0.0%	14,677	14.2%
McGregor Lions Club	McGregor	552,461	431,802	120,659	72,748	60.3%	0	0	52,646	43.6%	40,730	33.8%	0	0.0%	11,916	9.9%
McIntosh Firemen's Relief Asso	McIntosh	814,981	684,103	130,878	47,264	36.1%	0	0	80,460	61.5%	58,691	44.8%	0	0.0%	21,768	16.6%
Medford Firemens Relief Assoc	Medford	434,665	347,486	87,177	20,754	23.8%	0	0	72,995	83.7%	65,590	75.2%	0	0.0%	7,405	8.5%
Meire Grove Athletic Club	Melrose	103,412	83,400	20,012	12,245	61.2%	0	0	9,482	47.4%	6,795	34.0%	0	0.0%	2,687	13.4%
Melrose Fire Dept Relief Assoc	Melrose	431,724	362,686	69,038	25,419	36.8%	0	0	25,120	36.4%	14,000	20.3%	0	0.0%	11,120	16.1%
Melrose Lions Club	Melrose	672,928	558,573	114,355	48,786	42.7%	0	0	65,878	57.6%	46,708	40.8%	0	0.0%	19,170	16.8%
Menahga Gateway Lions Club	Menahga	914,331	796,053	118,278	75,744	64.0%	0	0	35,435	30.0%	9,025	7.6%	0	0.0%	26,410	22.3%
Mendota Heights Athletic Assoc	West St. Paul	2,993,813	2,492,077	501,734	277,892	55.4%	0	0	263,751	52.6%	37,000	7.4%	0	0.0%	226,751	45.2%
Mentor Firefighters Relief Assoc	Mentor	969,125	787,345	181,780	90,309	49.7%	(68)	0	100,800	55.5%	71,011	39.1%	0	0.0%	29,789	16.4%
Merrick Inc	Vadnais Heights	3,974,191	3,245,177	729,014	433,158	59.4%	0	0	310,684	42.6%	80,605	11.1%	0	0.0%	230,079	31.6%

FY07 Minnesota Gambling Control Board

Organization	City	Gross Receipts	Prizes	Net Receipts	ALLOWABLE EXPENSES			Capital Asset Improvements	LAWFUL PURPOSE EXPENDITURES							
					Total	%	Reimb		TOTAL	%	Charitable	%	Other	%	Tax/Fee	%
Merrifield Marathons Inc	Merrifield	340,482	272,832	67,650	47,394	70.1%	0	13,313	20,668	30.6%	11,373	16.8%	0	0.0%	9,295	13.7%
Merrifield Lions Club	Merrifield	56,548	44,198	12,350	11,837	95.8%	0	0	4,688	38.0%	3,000	24.3%	0	0.0%	1,688	13.7%
Metro Baseball League	Burnsville	2,204,798	1,730,603	474,195	228,687	48.2%	0	0	212,104	44.7%	60,175	12.7%	0	0.0%	151,929	32.0%
Middle River Sportsmens Club	Middle River	547,598	454,391	93,207	34,433	36.9%	0	0	35,468	38.1%	23,787	25.5%	0	0.0%	11,681	12.5%
Midway Speedskating Club Inc	Roseville	2,958,559	2,077,201	881,358	379,255	43.0%	0	0	535,762	60.8%	423,188	48.0%	0	0.0%	112,574	12.8%
Midwest Ski Otter Water Ski Clu	White Bear Lake	492,191	406,706	85,485	56,809	66.5%	(4,576)	0	31,774	37.2%	22,661	26.5%	0	0.0%	9,113	10.7%
Miesville Lions Club	Vermillion	508,175	413,810	94,365	58,243	61.7%	0	0	36,938	39.1%	27,011	28.6%	0	0.0%	9,927	10.5%
Milaca Firefighters Relief Assoc	Milaca	983,304	807,832	175,472	81,842	46.6%	0	0	91,747	52.3%	54,500	31.1%	0	0.0%	37,247	21.2%
Military Service Association	Isle	1,448,796	1,214,614	234,182	89,990	38.4%	0	12,000	145,646	62.2%	15,226	6.5%	62,095	26.5%	68,325	29.2%
Mille Lacs Area Community Dev	Onamia	217,496	171,460	46,036	33,704	73.2%	0	0	14,926	32.4%	9,461	20.6%	0	0.0%	5,465	11.9%
Mille Lacs Drift Skippers Snowm	Isle	827,806	679,542	148,264	67,073	45.2%	0	0	78,136	52.7%	55,050	37.1%	0	0.0%	23,086	15.6%
Mille Lacs Raiders Wrestling Clu	Onamia	117,828	84,295	33,533	14,848	44.3%	0	0	15,716	46.9%	12,900	38.5%	0	0.0%	2,816	8.4%
Mille Lacs Trails Snowmobile Cl	Aitkin	2,529,016	2,061,409	467,607	272,668	58.3%	0	0	173,100	37.0%	39,684	8.5%	0	0.0%	133,415	28.5%
Millerville Firemens Relief Assoc	Evansville	1,307,784	1,128,273	179,511	99,680	55.5%	0	0	65,916	36.7%	10,950	6.1%	0	0.0%	54,966	30.6%
Millville Sportsman Club	Millville	188,399	150,143	38,256	23,254	60.8%	0	0	14,322	37.4%	8,642	22.6%	0	0.0%	5,680	14.8%
Miltona Lions Club	Miltona	1,246,506	1,081,599	164,907	85,019	51.6%	0	0	79,058	47.9%	26,555	16.1%	305	0.2%	52,198	31.7%
Miltona Volunteer Firemen's Rel	Miltona	961,467	834,793	126,674	53,930	42.6%	0	0	75,893	59.9%	46,882	37.0%	0	0.0%	29,011	22.9%
Minn Brass St. Paul	St. Paul	332,303	264,061	68,242	40,227	58.9%	0	0	40,322	59.1%	32,602	47.8%	0	0.0%	7,720	11.3%
Minn Licensed Beverage Assoc	St. Paul	2,930,948	2,298,843	632,106	401,864	63.6%	0	0	236,569	37.4%	58,335	9.2%	0	0.0%	178,234	28.2%
Minn Youth Athletic Services	Columbia Heights	3,883,478	3,245,784	637,694	259,035	40.6%	0	0	359,425	56.4%	116,376	18.2%	0	0.0%	243,049	38.1%
Minneota Fire Dept Relief Assoc	Minneota	127,183	103,252	23,931	11,353	47.4%	0	0	11,993	50.1%	9,500	39.7%	0	0.0%	2,493	10.4%
Minnesota Fishing Museum	Little Falls	2,332,301	1,914,553	417,748	201,395	48.2%	0	0	229,793	55.0%	100,366	24.0%	0	0.0%	129,427	31.0%
Minnesota Flyers Gymnastics	Detroit Lakes	769,915	629,848	140,067	76,221	54.4%	0	0	55,003	39.3%	35,549	25.4%	0	0.0%	19,454	13.9%
Minnesota Jaycees Charitable F	Burnsville	1,107,752	907,061	200,691	118,845	59.2%	0	0	78,326	39.0%	37,900	18.9%	0	0.0%	40,426	20.1%
Minnesota Junior Hockey League	Otsego	1,927,768	1,603,351	324,417	202,258	62.3%	0	0	125,318	38.6%	20,000	6.2%	0	0.0%	105,318	32.5%
Minnesota Lake Firemens Relief	Minnesota Lake	418,734	333,249	85,486	49,697	58.1%	0	0	40,451	47.3%	33,140	38.8%	0	0.0%	7,311	8.6%
Minnesota USA Wrestling	Minneapolis	3,582,413	2,852,557	729,856	316,991	43.4%	0	0	385,738	52.9%	166,133	22.8%	0	0.0%	219,605	30.1%
Minnesota Waters	Brainerd	366,869	300,538	66,331	41,760	63.0%	(3,500)	0	28,194	42.5%	19,934	30.1%	0	0.0%	8,259	12.5%
Minnewawa Sportsmens Club	McGregor	1,436,335	1,168,775	267,560	144,182	53.9%	0	0	139,627	52.2%	74,097	27.7%	3,804	1.4%	61,726	23.1%
Mission Lakes Assoc	Merrifield	233,134	183,043	50,091	35,522	70.9%	(10,051)	0	6,954	13.9%	2,122	4.2%	0	0.0%	4,833	9.6%
Mississippi River Revival	Winona	139,645	108,618	31,027	18,579	59.9%	0	0	8,295	26.7%	6,000	19.3%	0	0.0%	2,295	7.4%
MOC Pup Tent 51 Bloomington	Bloomington	236,593	183,524	53,069	24,830	46.8%	0	0	28,572	53.8%	23,613	44.5%	659	1.2%	4,299	8.1%
MOC Pup Tent 9 Detroit Lakes	Detroit Lakes	782,275	659,856	122,419	70,672	57.7%	0	0	34,301	28.0%	19,686	16.1%	0	0.0%	14,615	11.9%
Mohawk Jaycees of Westonka	Mound	1,922,808	1,571,510	351,298	230,815	65.7%	0	0	129,222	36.8%	34,523	9.8%	0	0.0%	94,699	27.0%
Montevideo Fire Dept Relief Ass	Montevideo	587,570	478,445	109,125	46,000	42.2%	0	0	59,853	54.8%	48,817	44.7%	0	0.0%	11,036	10.1%
Montevideo Lions Club	Montevideo	164,461	134,687	29,774	16,311	54.8%	0	0	11,222	37.7%	7,296	24.5%	0	0.0%	3,926	13.2%
Montgomery Area Community C	Montgomery	125,834	100,122	25,712	12,708	49.4%	0	0	11,898	46.3%	9,222	35.9%	0	0.0%	2,676	10.4%
Montgomery Firemens Relief As	Montgomery	666,661	529,034	137,628	49,273	35.8%	0	0	85,865	62.4%	69,562	50.5%	0	0.0%	16,303	11.8%
Montgomery Lions Club	Montgomery	113,798	92,480	21,318	14,849	69.7%	0	0	11,688	54.8%	9,775	45.9%	0	0.0%	1,913	9.0%
Monticello Lions Club	Monticello	4,353,393	3,631,584	721,809	383,631	53.1%	0	0	340,969	47.2%	76,550	10.6%	0	0.0%	264,419	36.6%

FY07 Minnesota Gambling Control Board

Organization	City	Gross Receipts	Prizes	Net Receipts	ALLOWABLE EXPENSES			Capital Asset Improvements	LAWFUL PURPOSE EXPENDITURES							
					Total	%	Reimb		TOTAL	%	Charitable	%	Other	%	Tax/Fee	%
Monticello Youth Hockey Progra	Monticello	1,203,590	1,018,775	184,815	87,449	47.3%	0	0	65,832	35.6%	23,325	12.6%	0	0.0%	42,508	23.0%
Montrose Lions Club	Montrose	886,818	727,715	159,103	99,255	62.4%	0	0	60,628	38.1%	34,843	21.9%	0	0.0%	25,784	16.2%
Moorhead Youth Hockey Assoc	Moorhead	4,320,466	3,500,789	819,677	372,439	45.4%	0	0	442,809	54.0%	203,000	24.8%	0	0.0%	239,809	29.3%
Moose Lake Area Hockey Assoc	Moose Lake	663,953	562,736	101,217	54,598	53.9%	0	0	49,577	49.0%	33,632	33.2%	0	0.0%	15,945	15.8%
Moose Lodge 1060	Aitkin	205,242	170,094	35,148	22,453	63.9%	0	1,093	13,908	39.6%	5,048	14.4%	3,528	10.0%	5,332	15.2%
Moose Lodge 1114	St. Charles	128,152	93,491	34,661	17,072	49.3%	0	0	14,075	40.6%	11,031	31.8%	0	0.0%	3,044	8.8%
Moose Lodge 1180	Austin	253,307	194,278	59,030	39,377	66.7%	0	0	22,261	37.7%	7,848	13.3%	9,182	15.6%	5,231	8.9%
Moose Lodge 1246	Brainerd	322,032	259,463	62,569	33,273	53.2%	0	0	23,761	38.0%	8,261	13.2%	8,968	14.3%	6,533	10.4%
Moose Lodge 1259	International Falls	344,840	288,803	56,037	33,042	59.0%	0	1,949	28,985	51.7%	20,549	36.7%	1,724	3.1%	6,712	12.0%
Moose Lodge 1274	Cloquet	346,428	284,936	61,492	38,347	62.4%	0	0	17,968	29.2%	9,481	15.4%	1,893	3.1%	6,594	10.7%
Moose Lodge 1302	Proctor	524,019	449,076	74,943	59,493	79.4%	(19,471)	0	17,335	23.1%	1,644	2.2%	3,717	5.0%	11,973	16.0%
Moose Lodge 1400	Waite Park	468,722	383,631	85,091	49,562	58.2%	0	966	30,246	35.5%	10,395	12.2%	11,000	12.9%	8,851	10.4%
Moose Lodge 1414	Mankato	336,748	255,612	81,136	47,379	58.4%	0	500	38,896	47.9%	30,493	37.6%	0	0.0%	8,402	10.4%
Moose Lodge 1452	Bemidji	288,523	253,794	34,729	28,126	81.0%	0	0	21,410	61.6%	15,825	45.6%	0	0.0%	5,585	16.1%
Moose Lodge 1463	Two Harbors	586,713	477,929	108,784	69,933	64.3%	0	6,915	30,417	28.0%	5,241	4.8%	15,399	14.2%	9,777	9.0%
Moose Lodge 1544	Braham	276,846	226,074	50,772	33,810	66.6%	0	0	25,789	50.8%	16,701	32.9%	3,917	7.7%	5,171	10.2%
Moose Lodge 1580	Ely	560,332	503,381	56,951	40,803	71.6%	(3,148)	0	25,189	44.2%	8,700	15.3%	5,102	9.0%	11,387	20.0%
Moose Lodge 1703	Albert Lea	337,745	267,786	69,959	42,167	60.3%	0	7,288	18,166	26.0%	11,628	16.6%	0	0.0%	6,538	9.3%
Moose Lodge 2023	Grand Rapids	509,635	430,076	79,559	49,195	61.8%	0	0	25,876	32.5%	3,750	4.7%	12,626	15.9%	9,500	11.9%
Moose Lodge 2098	Faribault	465,153	369,604	95,549	56,147	58.8%	0	0	49,246	51.5%	34,398	36.0%	4,281	4.5%	10,567	11.1%
Moose Lodge 2331	Princeton	75,494	58,814	16,680	6,483	38.9%	0	0	9,796	58.7%	5,602	33.6%	2,284	13.7%	1,910	11.4%
Moose Lodge 407	Ortonville	188,640	155,319	33,321	15,340	46.0%	0	0	16,486	49.5%	11,462	34.4%	786	2.4%	4,238	12.7%
Moose Lodge 742	Baudette	412,265	337,930	74,336	44,917	60.4%	0	0	29,232	39.3%	18,710	25.2%	2,155	2.9%	8,367	11.3%
Moose Willow Sportsmans Club	Hill City	703,678	618,614	85,064	51,305	60.3%	0	0	38,640	45.4%	20,665	24.3%	0	0.0%	17,975	21.1%
Mora Area Youth Recreation As	Mora	1,346,033	1,092,147	253,886	106,047	41.8%	0	0	128,818	50.7%	70,108	27.6%	0	0.0%	58,710	23.1%
Morgan Area Jaycees	Morgan	175,788	132,391	43,397	22,344	51.5%	0	0	22,504	51.9%	18,728	43.2%	0	0.0%	3,776	8.7%
Morris Hockey Assoc	Morris	452,220	351,338	100,882	48,310	47.9%	0	0	35,924	35.6%	26,639	26.4%	0	0.0%	9,285	9.2%
Morrison Co Agricultural Society	Little Falls	392,621	317,323	75,298	40,356	53.6%	0	0	34,190	45.4%	26,123	34.7%	0	0.0%	8,067	10.7%
Morristown Firemens Relief Ass	Morristown	579,966	463,116	116,850	59,185	50.7%	0	0	53,137	45.5%	37,385	32.0%	0	0.0%	15,752	13.5%
Morton Firemans Relief Assoc	Morton	192,689	154,709	37,980	14,216	37.4%	0	0	22,308	58.7%	18,850	49.6%	0	0.0%	3,458	9.1%
Mower Council for the Handicap	Austin	589,423	472,817	116,606	66,898	57.4%	0	0	50,360	43.2%	35,900	30.8%	0	0.0%	14,460	12.4%
Multiple Sclerosis Society Minne	Minneapolis	13,693,759	10,393,422	3,300,336	2,108,868	63.9%	0	0	1,244,817	37.7%	369,471	11.2%	0	0.0%	875,346	26.5%
Municipal Athletic Association	Hibbing	531,793	450,043	81,750	48,850	59.8%	0	0	27,437	33.6%	16,466	20.1%	0	0.0%	10,971	13.4%
Mystic Riders Snowmobile Club	Princeton	2,747,932	2,278,344	469,588	253,570	54.0%	0	0	195,724	41.7%	45,438	9.7%	0	0.0%	150,286	32.0%
National Ataxia Foundation	Plymouth	802,474	609,452	193,022	131,993	68.4%	0	0	67,127	34.8%	48,206	25.0%	0	0.0%	18,921	9.8%
Nelson Mens Club	Nelson	1,247,553	1,064,646	182,907	92,059	50.3%	0	0	88,830	48.6%	37,571	20.5%	0	0.0%	51,259	28.0%
Nevis Fire Persons Relief Assoc	Nevis	745,609	640,615	104,994	61,865	58.9%	0	0	43,865	41.8%	24,535	23.4%	0	0.0%	19,330	18.4%
New Auburn Fire Dept Relief As	New Auburn	173,428	124,477	48,951	29,704	60.7%	(1,895)	0	15,981	32.6%	9,184	18.8%	0	0.0%	6,797	13.9%
New Brighton Lions Club	Spring Lake Park	860,811	721,737	139,074	90,740	65.2%	0	0	34,125	24.5%	8,567	6.2%	0	0.0%	25,558	18.4%
New Germany Fire Dept Relief	New Germany	319,112	257,740	61,372	27,005	44.0%	0	0	33,860	55.2%	27,487	44.8%	0	0.0%	6,373	10.4%

FY07 Minnesota Gambling Control Board

Organization	City	Gross Receipts	Prizes	Net Receipts	ALLOWABLE EXPENSES			Capital Asset Improvements	LAWFUL PURPOSE EXPENDITURES							
					Total	%	Reimb		TOTAL	%	Charitable	%	Other	%	Tax/Fee	%
New Market Firefighters Relief A	New Market	848,264	706,832	141,432	77,317	54.7%	0	0	66,216	46.8%	37,358	26.4%	0	0.0%	28,858	20.4%
New Munich Jaycees	New Munich	253,399	204,844	48,555	24,371	50.2%	0	0	31,608	65.1%	26,005	53.6%	0	0.0%	5,603	11.5%
New Prague Chamber of Comm	New Prague	424,042	356,367	67,675	39,218	58.0%	0	0	29,724	43.9%	22,226	32.8%	0	0.0%	7,498	11.1%
New Prague Community Sports	New Prague	918,124	741,240	176,884	95,058	53.7%	0	0	82,777	46.8%	55,339	31.3%	500	0.3%	26,939	15.2%
New Prague Firemens Relief As	New Prague	523,480	424,315	99,165	58,524	59.0%	(399)	0	52,691	53.1%	42,480	42.8%	0	0.0%	10,211	10.3%
New Prague Hockey Associatio	New Prague	359,728	294,702	65,026	31,321	48.2%	0	0	30,871	47.5%	24,000	36.9%	0	0.0%	6,871	10.6%
New Richland Firemens Relief A	New Richland	498,025	419,779	78,246	41,721	53.3%	0	0	21,551	27.5%	11,710	15.0%	0	0.0%	9,841	12.6%
New Ulm Baseball Assoc	New Ulm	615,096	494,217	120,879	56,503	46.7%	0	10,000	56,432	46.7%	51,050	42.2%	0	0.0%	5,382	4.5%
New Ulm Hockey Assoc	New Ulm	69,749	54,991	14,758	12,466	84.5%	0	0	2,418	16.4%	0	0.0%	0	0.0%	2,418	16.4%
New Ulm Legion Baseball Boost	New Ulm	208,034	159,928	48,106	16,434	34.2%	0	0	34,804	72.3%	31,328	65.1%	0	0.0%	3,476	7.2%
New Ulm Optimist Club	New Ulm	643,322	518,210	125,112	55,942	44.7%	0	0	34,258	27.4%	17,196	13.7%	0	0.0%	17,062	13.6%
New Ulm Turnverein	New Ulm	210,866	170,147	40,719	19,813	48.7%	0	0	26,436	64.9%	23,114	56.8%	0	0.0%	3,322	8.2%
New York Mills Lions Club	New York Mills	635,762	534,412	101,350	60,407	59.6%	0	0	45,633	45.0%	30,655	30.2%	0	0.0%	14,978	14.8%
Nicollet Conservation Club	Nicollet	278,836	216,084	62,752	35,099	55.9%	0	0	21,735	34.6%	11,125	17.7%	3,688	5.9%	6,922	11.0%
Nicollet Lions Club	Nicollet	378,117	313,956	64,161	33,238	51.8%	0	0	37,915	59.1%	30,343	47.3%	0	0.0%	7,572	11.8%
Nisswa Lions Club	Nisswa	761,402	616,313	145,089	91,507	63.1%	0	1,550	54,787	37.8%	35,200	24.3%	0	0.0%	19,587	13.5%
North Branch Area Hockey Assc	North Branch	1,179,105	961,991	217,114	115,636	53.3%	0	0	115,451	53.2%	64,624	29.8%	0	0.0%	50,827	23.4%
North Country Snowmobile Club	Bemidji	1,719,944	1,342,419	377,525	176,353	46.7%	0	6,923	208,942	55.3%	119,399	31.6%	0	0.0%	89,543	23.7%
North Country Trail Busters	Fort Ripley	289,773	234,399	55,374	32,081	57.9%	0	(3,000)	20,533	37.1%	15,330	27.7%	0	0.0%	5,203	9.4%
North Ramsey 500 Lions Club Ir	St. Paul	1,754,757	1,424,113	330,644	217,481	65.8%	0	0	113,741	34.4%	19,588	5.9%	0	0.0%	94,153	28.5%
North St. Paul Athletic Assoc	North St. Paul	2,118,853	1,739,193	379,660	205,920	54.2%	0	0	137,551	36.2%	28,518	7.5%	0	0.0%	109,033	28.7%
North Suburban Youth Foundati	Roseville	2,529,865	1,914,778	615,087	329,998	53.7%	0	0	259,172	42.1%	151,352	24.6%	0	0.0%	107,820	17.5%
North Tartan Area Girls Basketb	Oakdale	1,509,826	1,217,830	291,996	144,984	49.7%	0	0	148,713	50.9%	78,725	27.0%	0	0.0%	69,988	24.0%
Northeast Minneapolis Lions Clu	Minneapolis	5,271,239	4,226,697	1,044,542	562,307	53.8%	0	3,500	491,952	47.1%	192,630	18.4%	0	0.0%	299,322	28.7%
Northern Pine Riders	Willow River	1,109,037	905,098	203,939	107,892	52.9%	0	0	75,899	37.2%	33,679	16.5%	0	0.0%	42,220	20.7%
Northfield Fire Relief Assoc	Northfield	404,329	341,418	62,911	36,187	57.5%	0	0	24,960	39.7%	15,080	24.0%	0	0.0%	9,880	15.7%
Northland Lions Club	Remer	480,762	377,973	102,789	66,495	64.7%	0	0	39,139	38.1%	28,305	27.5%	0	0.0%	10,834	10.5%
Northland Vietnam Veterans Ass	Duluth	1,019,162	851,237	167,925	107,023	63.7%	0	0	63,011	37.5%	22,964	13.7%	0	0.0%	40,047	23.8%
Northwest Tonka Lions Club	Mound	2,091,663	1,649,686	441,977	246,224	55.7%	0	0	188,758	42.7%	77,131	17.5%	0	0.0%	111,627	25.3%
Northwestern Health Sciences U	Bloomington	2,136,259	1,659,177	477,082	334,431	70.1%	(10,608)	0	191,853	40.2%	150,000	31.4%	0	0.0%	41,853	8.8%
Norwood Young America Lions	Norwood Young America	272,648	214,954	57,694	41,755	72.4%	0	0	37,781	65.5%	22,688	39.3%	0	0.0%	15,093	26.2%
Ogilvie Lions Club	Ogilvie	780,276	652,021	128,255	83,294	64.9%	0	0	45,960	35.8%	25,582	19.9%	0	0.0%	20,378	15.9%
Olivia Ambulance Service Inc	Olivia	402,391	330,051	72,340	35,856	49.6%	0	0	38,692	53.5%	30,000	41.5%	0	0.0%	8,692	12.0%
Olivia Area Chamber of Comme	Olivia	633,641	542,098	91,543	50,997	55.7%	0	0	40,715	44.5%	24,889	27.2%	0	0.0%	15,826	17.3%
Olmsted County Hockey Associat	Rochester	1,638,669	1,264,287	374,382	240,892	64.3%	0	0	135,425	36.2%	59,793	16.0%	0	0.0%	75,632	20.2%
Onamia Lions Club	Onamia	977,145	767,862	209,283	114,102	54.5%	0	0	103,013	49.2%	71,494	34.2%	0	0.0%	31,520	15.1%
Opole Baseball Club & Recreati	Holdingsford	192,487	154,681	37,806	24,367	64.5%	0	0	14,865	39.3%	11,416	30.2%	0	0.0%	3,450	9.1%
Optimist Club of Ellsworth	Ellsworth	39,015	31,573	7,442	5,315	71.4%	0	0	4,801	64.5%	3,384	45.5%	0	0.0%	1,417	19.0%
Optimist Club of St. Cloud	St. Cloud	1,995,883	1,650,166	345,717	150,816	43.6%	0	0	194,818	56.4%	87,388	25.3%	0	0.0%	107,430	31.1%
Orono Baseball Club	Maple Plain	489,446	377,754	111,692	93,100	83.4%	0	0	20,979	18.8%	14,599	13.1%	0	0.0%	6,380	5.7%

FY07 Minnesota Gambling Control Board

Organization	City	Gross Receipts	Prizes	Net Receipts	ALLOWABLE EXPENSES			Capital Asset Improvements	LAWFUL PURPOSE EXPENDITURES							
					Total	%	Reimb		TOTAL	%	Charitable	%	Other	%	Tax/Fee	%
Osakis Economic Development	Osakis	1,468,984	1,228,539	240,445	126,926	52.8%	0	0	113,466	47.2%	47,750	19.9%	0	0.0%	65,716	27.3%
Osseo Firemens Relief Assoc	Osseo	1,807,449	1,530,954	276,495	125,268	45.3%	0	0	132,186	47.8%	43,900	15.9%	0	0.0%	88,286	31.9%
Osseo Lions Club	Osseo	2,623,304	2,236,611	386,693	136,957	35.4%	0	0	248,888	64.4%	104,090	26.9%	0	0.0%	144,798	37.4%
Osseo Maple Grove Hockey Ass	Maple Grove	2,033,583	1,754,206	279,377	121,563	43.5%	0	0	129,852	46.5%	21,400	7.7%	0	0.0%	108,452	38.8%
Ostrander Lions	Ostrander	164,664	135,992	28,672	15,960	55.7%	0	0	13,076	45.6%	9,170	32.0%	0	0.0%	3,906	13.6%
Ottertail Lions Club	Ottertail	2,532,614	2,171,035	361,579	163,939	45.3%	0	0	191,074	52.8%	53,254	14.7%	0	0.0%	137,820	38.1%
Ottertail Rod & Gun Club	Ottertail	773,530	658,485	115,045	68,857	59.9%	0	0	29,405	25.6%	11,138	9.7%	0	0.0%	18,267	15.9%
Outing Chamber Of Commerce	Outing	818,424	635,977	182,450	95,598	52.4%	0	2,020	90,723	49.7%	70,102	38.4%	0	0.0%	20,621	11.3%
Owatonna Wrestling Assoc	Owatonna	945,713	754,834	190,878	109,263	57.2%	0	0	78,287	41.0%	51,000	26.7%	0	0.0%	27,287	14.3%
Owatonna Youth Hockey Assoc	Owatonna	914,755	754,144	160,611	68,684	42.8%	0	0	90,173	56.1%	62,029	38.6%	0	0.0%	28,144	17.5%
Owls 1200 Fraternal Bldg Assoc	Duluth	157,680	131,433	26,247	13,751	52.4%	(4,819)	0	11,890	45.3%	5,806	22.1%	608	2.3%	5,476	20.9%
Palisade Fire Department	Palisade	847,222	707,443	139,779	69,223	49.5%	0	0	66,532	47.6%	42,931	30.7%	0	0.0%	23,600	16.9%
Park Rapids Amateur Hockey A	Park Rapids	918,335	786,141	132,194	91,877	69.5%	0	0	50,991	38.6%	22,556	17.1%	0	0.0%	28,435	21.5%
Parkers Prairie Sportsman Club	Parkers Prairie	958,101	818,310	139,791	69,820	49.9%	0	0	60,677	43.4%	29,800	21.3%	0	0.0%	30,877	22.1%
Paul Bunyan Nature Learning C	Brainerd	544,124	445,590	98,534	55,829	56.7%	0	0	47,020	47.7%	36,158	36.7%	0	0.0%	10,861	11.0%
Payne Arcade Business Assoc	St. Paul	205,878	165,893	39,985	41,707	104.3%	0	0	6,279	15.7%	1,672	4.2%	0	0.0%	4,607	11.5%
Paynesville New London Spicer	Paynesville	569,581	448,445	121,136	62,164	51.3%	0	0	67,571	55.8%	53,500	44.2%	0	0.0%	14,071	11.6%
Pearl Lake Recreation Club	Kimball	144,173	105,430	38,743	14,685	37.9%	0	0	24,339	62.8%	21,000	54.2%	0	0.0%	3,339	8.6%
Pelican Lakes Conservation Clu	Pequot Lakes	1,116,267	856,678	259,589	153,500	59.1%	0	0	117,829	45.4%	78,216	30.1%	0	0.0%	39,614	15.3%
Pemberton Firefighters Relief As	Pemberton	530,336	427,851	102,485	48,584	47.4%	0	0	48,625	47.4%	38,000	37.1%	0	0.0%	10,625	10.4%
Pengilly Booster Club	Pengilly	1,154,571	919,482	235,089	128,639	54.7%	0	0	82,970	35.3%	52,600	22.4%	0	0.0%	30,370	12.9%
Pequot Lakes Youth Hockey Ass	Pequot Lakes	1,600,698	1,300,482	300,217	133,192	44.4%	0	0	176,974	58.9%	103,180	34.4%	0	0.0%	73,794	24.6%
Perham Athletic Assoc	Perham	152,363	123,877	28,486	22,737	79.8%	0	0	11,045	38.8%	6,321	22.2%	0	0.0%	4,724	16.6%
Perham Lions Club	Perham	914,055	726,151	187,904	103,092	54.9%	(1,312)	0	84,269	44.8%	57,293	30.5%	0	0.0%	26,976	14.4%
Piedmont Heights Hockey Assoc	Duluth	1,426,067	1,238,098	187,969	127,281	67.7%	(13,743)	0	84,891	45.2%	16,500	8.8%	0	0.0%	68,391	36.4%
Pierz Fire Relief Assoc	Pierz	328,605	274,709	53,896	28,415	52.7%	0	0	24,101	44.7%	17,235	32.0%	0	0.0%	6,866	12.7%
Pierz Lions Club	Pierz	514,988	426,949	88,039	35,144	39.9%	0	0	52,397	59.5%	41,159	46.8%	0	0.0%	11,238	12.8%
Pillager Lions Club	Pillager	430,203	347,387	82,816	58,712	70.9%	0	0	24,408	29.5%	16,270	19.6%	0	0.0%	8,138	9.8%
Pine Center Sportsman Club	Brainerd	422,564	342,711	79,853	46,867	58.7%	0	0	45,591	57.1%	36,613	45.9%	0	0.0%	8,978	11.2%
Pine City Youth Hockey Assoc	Pine City	446,793	334,937	111,856	71,721	64.1%	0	0	51,470	46.0%	41,720	37.3%	0	0.0%	9,750	8.7%
Pine Island Volunteer Firemen's	Pine Island	747,187	602,068	145,119	67,366	46.4%	0	0	59,054	40.7%	39,190	27.0%	0	0.0%	19,864	13.7%
Pioneer Booster Club	St. Paul	1,141,469	944,088	197,381	109,733	55.6%	0	0	79,678	40.4%	34,670	17.6%	0	0.0%	45,008	22.8%
Plainview Firemens Relief Assoc	Plainview	403,578	323,051	80,527	38,350	47.6%	0	3,915	35,367	43.9%	27,255	33.8%	0	0.0%	8,112	10.1%
Plato Fire Relief Assoc	Plato	498,255	403,223	95,032	45,210	47.6%	0	0	44,761	47.1%	34,897	36.7%	0	0.0%	9,864	10.4%
Platte Lake Property Owners As	Zimmerman	911,539	718,569	192,970	110,485	57.3%	0	0	65,010	33.7%	36,200	18.8%	0	0.0%	28,810	14.9%
Plummer Lions Club	Plummer	984,530	830,507	154,023	65,084	42.3%	0	0	75,437	49.0%	41,932	27.2%	0	0.0%	33,505	21.8%
Plymouth Lions Club Inc	Plymouth	2,110,850	1,727,197	383,653	175,627	45.8%	0	0	194,391	50.7%	84,127	21.9%	0	0.0%	110,264	28.7%
Pna Zagloba Lodge 1033 South	South St. Paul	334,462	250,914	83,548	47,876	57.3%	0	2,000	13,301	15.9%	7,109	8.5%	0	0.0%	6,192	7.4%
Pokegama Lake Association	Pine City	2,856,908	2,301,961	554,947	197,148	35.5%	0	0	328,970	59.3%	185,075	33.4%	0	0.0%	143,895	25.9%
Police Benevolent Association o	Rochester	143,160	116,492	26,668	14,056	52.7%	0	0	12,337	46.3%	7,715	28.9%	0	0.0%	4,622	17.3%

FY07 Minnesota Gambling Control Board

Organization	City	Gross Receipts	Prizes	Net Receipts	ALLOWABLE EXPENSES			Capital Asset Improvements	LAWFUL PURPOSE EXPENDITURES							
					Total	%	Reimb		TOTAL	%	Charitable	%	Other	%	Tax/Fee	%
Porter Firemans Relief Assoc	Porter	205,015	161,358	43,657	21,571	49.4%	0	0	20,185	46.2%	16,030	36.7%	0	0.0%	4,155	9.5%
Prairie Ecology Bus Center	Lakefield	1,417,071	1,173,579	243,493	124,186	51.0%	0	0	118,608	48.7%	51,400	21.1%	0	0.0%	67,208	27.6%
Prairie Playhouse Child Care Inc	Appleton	534,434	433,079	101,355	45,156	44.6%	0	0	50,406	49.7%	40,000	10.3%	0	0.0%	10,406	10.3%
Princeton Jaycees	Princeton	924,501	760,192	164,309	103,367	62.9%	0	0	53,889	32.8%	23,970	14.6%	0	0.0%	29,919	18.2%
Princeton Youth Hockey Assoc	Princeton	882,476	713,423	169,053	83,287	49.3%	0	0	77,729	46.0%	51,879	30.7%	0	0.0%	25,850	15.3%
Prior Lake Lions Club	Prior Lake	649,019	509,147	139,872	70,550	50.4%	0	0	59,435	42.5%	44,436	31.8%	0	0.0%	14,999	10.7%
Prior Lake Optimist Club	Prior Lake	995,747	822,645	173,102	83,735	48.4%	0	0	97,771	56.5%	63,501	36.7%	0	0.0%	34,270	19.8%
Prosperity Heights Booster Club	St. Paul	1,940,271	1,629,638	310,633	180,908	58.2%	0	0	144,940	46.7%	39,562	12.7%	0	0.0%	105,378	33.9%
Queen of Angels Church	Austin	125,684	105,073	20,612	4,531	22.0%	0	0	16,128	78.2%	13,650	66.2%	0	0.0%	2,478	12.0%
Rainy Lake Sportfishing Club	International Falls	587,141	490,825	96,316	51,920	53.9%	0	0	38,643	40.1%	25,397	26.4%	0	0.0%	13,246	13.8%
Ramsey Lions Club	Anoka	8,163,652	6,730,723	1,432,929	604,925	42.2%	0	0	826,265	57.7%	278,437	19.4%	0	0.0%	547,828	38.2%
Randall Lions Club	Randall	557,668	474,926	82,742	51,459	62.2%	0	0	34,253	41.4%	22,439	27.1%	0	0.0%	11,814	14.3%
Randolph Fire Dept Relief Assoc	Randolph	763,344	597,118	166,226	76,437	46.0%	0	0	87,241	52.5%	59,500	35.8%	0	0.0%	27,741	16.7%
Ranier Recreation Club	Ranier	261,221	219,733	41,488	21,118	50.9%	0	0	14,626	35.3%	10,029	24.2%	0	0.0%	4,597	11.1%
Reading Community Center	Reading	91,023	73,462	17,561	8,653	49.3%	0	0	10,559	60.1%	8,351	47.6%	0	0.0%	2,208	12.6%
Red Lake Falls Blue Line Club	Red Lake Falls	383,302	319,429	63,873	26,714	41.8%	0	0	37,382	58.5%	28,605	44.8%	0	0.0%	8,777	13.7%
Red Men Club	Red Wing	419,056	352,946	66,110	37,752	57.1%	(130)	2,327	26,727	40.4%	15,556	23.5%	4,152	6.3%	7,019	10.6%
Red Wing Wildlife League	Red Wing	343,012	273,842	69,170	35,343	51.1%	0	0	30,846	44.6%	22,782	32.9%	0	0.0%	8,064	11.7%
Redwood Area Hockey Assoc	Redwood Falls	345,519	282,650	62,869	22,689	36.1%	0	0	29,731	47.3%	21,375	34.0%	0	0.0%	8,356	13.3%
Remer Fire Relief Assoc	Remer	542,431	452,405	90,026	49,325	54.8%	0	0	31,965	35.5%	21,838	24.3%	0	0.0%	10,127	11.2%
Renville Lions Club	Renville	311,517	241,815	69,702	30,686	44.0%	0	0	35,675	51.2%	27,165	39.0%	-1,352	-1.9%	9,862	14.1%
Reservoir Riders	Duluth	613,266	497,510	115,756	75,409	65.1%	(13,150)	14,316	25,022	21.6%	10,559	9.1%	0	0.0%	14,463	12.5%
Rice Area Sportsman Club	Rice	993,902	794,926	198,976	109,813	55.2%	0	0	83,114	41.8%	50,860	25.6%	0	0.0%	32,254	16.2%
Rice Lions Club	Rice	446,978	349,615	97,363	56,628	58.2%	0	0	34,673	35.6%	25,488	26.2%	0	0.0%	9,185	9.4%
Richmond Big Lake Aquatic Ass	Richmond	92,461	72,975	19,486	11,670	59.9%	0	0	3,169	16.3%	702	3.6%	0	0.0%	2,467	12.7%
Richmond Firemens Relief Assoc	Richmond	251,748	212,103	39,645	26,558	67.0%	0	0	16,448	41.5%	11,500	29.0%	0	0.0%	4,948	12.5%
Richmond Lions Club	Richmond	510,732	419,649	91,083	52,128	57.2%	0	0	39,767	43.7%	29,238	32.1%	0	0.0%	10,529	11.6%
River Bend Nature Center	Faribault	753,542	594,982	158,560	64,553	40.7%	0	0	85,407	53.9%	67,765	42.7%	0	0.0%	17,642	11.1%
Riverview Lions Club	Minneapolis	1,141,418	917,512	223,906	180,469	80.6%	0	0	49,339	22.0%	0	0.0%	0	0.0%	49,339	22.0%
Rochester Juvenile Hockey Ass	Rochester	2,508,339	1,929,342	578,997	373,699	64.5%	(32,197)	0	254,803	44.0%	111,880	19.3%	0	0.0%	142,923	24.7%
Rochester Minnesota Amateur S	Rochester	888,884	712,972	175,912	105,673	60.1%	0	0	65,943	37.5%	33,524	19.1%	0	0.0%	32,419	18.4%
Rock Creek Lions Club	Rock Creek	916,616	768,492	148,124	63,677	43.0%	0	0	84,501	57.0%	58,129	39.2%	0	0.0%	26,372	17.8%
Rockville Lions Club	Rockville	221,016	175,576	45,440	29,280	64.4%	0	0	24,317	53.5%	19,248	42.4%	50	0.1%	5,019	11.0%
Rocori Band Boosters Inc	Cold Spring	149,806	112,442	37,364	22,150	59.3%	0	0	18,360	49.1%	13,176	35.3%	0	0.0%	5,184	13.9%
Rocori Community Booster Club	Cold Spring	206,345	160,780	45,565	28,309	62.1%	0	0	14,578	32.0%	8,074	17.7%	0	0.0%	6,504	14.3%
Rogers Firemans Relief Assoc	Rogers	2,200,228	1,847,946	352,282	148,208	42.1%	0	0	202,538	57.5%	86,000	24.4%	0	0.0%	116,538	33.1%
Rogers Lions Club	Rogers	713,610	573,543	140,067	74,550	53.2%	0	0	55,445	39.6%	39,000	27.8%	0	0.0%	16,445	11.7%
Rollingstone Fire Fighters Relief	Rollingstone	833,915	654,754	179,161	79,685	44.5%	0	0	95,660	53.4%	71,276	39.8%	0	0.0%	24,384	13.6%
Rollingstone Jaycees	Rollingstone	144,727	117,063	27,664	16,852	60.9%	0	0	8,811	31.8%	5,133	18.6%	0	0.0%	3,678	13.3%
Roosevelt Booster Club	Minneapolis	1,547,248	1,228,305	318,943	214,015	67.1%	(3,000)	0	81,475	25.5%	3,200	1.0%	0	0.0%	78,275	24.5%

FY07 Minnesota Gambling Control Board

Organization	City	Gross Receipts	Prizes	Net Receipts	ALLOWABLE EXPENSES			Capital Asset Improvements	LAWFUL PURPOSE EXPENDITURES							
					Total	%	Reimb		TOTAL	%	Charitable	%	Other	%	Tax/Fee	%
Roscoe Community Recreation	Roscoe	87,080	67,421	19,660	6,982	35.5%	(83)	30	10,340	52.6%	6,844	34.8%	0	0.0%	3,496	17.8%
Rose Creek Firemens Relief Ass	Rose Creek	174,888	132,159	42,729	20,283	47.5%	0	0	24,862	58.2%	21,880	51.2%	0	0.0%	2,982	7.0%
Rosemount Lions Club	Rosemount	352,462	285,703	66,759	38,989	58.4%	(4,172)	0	28,614	42.9%	20,570	30.8%	0	0.0%	8,044	12.0%
Roseville Area Youth Hockey As	Maplewood	2,800,592	1,925,323	875,269	398,901	45.6%	0	0	475,815	54.4%	368,896	42.1%	0	0.0%	106,919	12.2%
Royalton Firemens Relief Assoc	Royalton	1,222,531	997,333	225,198	116,055	51.5%	0	0	102,916	45.7%	49,731	22.1%	0	0.0%	53,185	23.6%
Rush City Jaycees	Rush City	509,617	443,880	65,737	57,204	87.0%	0	0	17,324	26.4%	8,200	12.5%	0	0.0%	9,124	13.9%
Rush City Lions Club	Rush City	304,018	245,793	58,225	27,473	47.2%	0	0	31,554	54.2%	24,932	42.8%	0	0.0%	6,622	11.4%
Rush City Sno Bugs	Rush City	754,993	607,016	147,977	83,316	56.3%	0	57,912	24,960	16.9%	6,923	4.7%	0	0.0%	18,037	12.2%
Rush Lake Improvement Assoc	Rush City	1,357,360	1,127,468	229,892	120,738	52.5%	0	0	71,577	31.1%	15,060	6.6%	0	0.0%	56,517	24.6%
Rushford Peterson Booster Club	Rushford	778,853	605,677	173,176	53,977	31.2%	0	0	120,542	69.6%	100,000	57.7%	0	0.0%	20,542	11.9%
Sacred Heart Fire Mens Relief A	Sacred Heart	452,845	373,907	78,938	39,385	49.9%	0	0	43,714	55.4%	34,350	43.5%	0	0.0%	9,364	11.9%
Sandstone Lions Club	Sandstone	454,978	373,594	81,384	40,858	50.2%	0	0	31,873	39.2%	23,543	28.9%	0	0.0%	8,330	10.2%
Sartell Youth Hockey	Sartell	890,014	685,645	204,369	95,316	46.6%	0	0	108,513	53.1%	84,239	41.2%	0	0.0%	24,273	11.9%
Sauk Centre Conservation Club	Sauk Centre	632,739	530,361	102,378	58,112	56.8%	0	0	42,066	41.1%	25,254	24.7%	0	0.0%	16,812	16.4%
Sauk Centre Fire Relief Assoc	Sauk Centre	880,872	724,481	156,391	70,692	45.2%	0	0	101,342	64.8%	75,000	48.0%	0	0.0%	26,342	16.8%
Sauk Centre Youth Hockey Assc	Sauk Centre	1,245,710	1,019,434	226,276	81,875	36.2%	0	0	145,361	64.2%	89,947	39.8%	0	0.0%	55,414	24.5%
Sauk Rapids Baseball Assoc	Sauk Rapids	1,344,607	1,065,440	279,167	161,745	57.9%	0	0	118,261	42.4%	59,400	21.3%	0	0.0%	58,861	21.1%
Sauk Rapids Sportsman Club	Sauk Rapids	833,251	630,385	202,866	122,191	60.2%	0	0	86,736	42.8%	59,709	29.4%	0	0.0%	27,027	13.3%
Scandia Marine Lions Club	Scandia	106,778	80,150	26,628	13,256	49.8%	0	0	7,600	28.5%	4,724	17.7%	0	0.0%	2,876	10.8%
Searles Baseball Assoc	New Ulm	211,609	165,889	45,720	27,064	59.2%	0	2,250	25,669	56.1%	21,203	46.4%	0	0.0%	4,466	9.8%
Second Harvest Northern Lakes	Duluth	1,076,948	922,418	154,530	84,945	55.0%	0	0	63,626	41.2%	20,500	13.3%	0	0.0%	43,126	27.9%
Sexual Assault Program of North	Virginia	1,701,947	1,491,031	210,916	114,966	54.5%	0	0	96,884	45.9%	10,000	4.7%	0	0.0%	86,884	41.2%
Shafer Firemens Vol Benefit Ass	Shafer	808,731	682,163	126,568	88,246	69.7%	0	0	67,848	53.6%	45,275	35.8%	0	0.0%	22,573	17.8%
Shako Valley Amateur Hockey A	Shakopee	577,940	477,535	100,405	68,762	68.5%	(3,563)	0	34,302	34.2%	22,300	22.2%	0	0.0%	12,002	12.0%
Shakopee Lions Club	Shakopee	456,075	375,021	81,054	45,001	55.5%	0	0	37,653	46.5%	29,530	36.4%	0	0.0%	8,123	10.0%
Shakopee Rotary Club	Shakopee	1,248,674	1,041,597	207,077	118,814	57.4%	0	0	85,554	41.3%	32,125	15.5%	0	0.0%	53,429	25.8%
Shaokatan Sportsmen Club	Lake Benton	600,245	464,922	135,323	75,140	55.5%	0	0	54,805	40.5%	41,176	30.4%	0	0.0%	13,629	10.1%
Shevlin Firemens Relief Associa	Shevlin	881,074	727,122	153,951	80,939	52.6%	0	0	85,040	55.2%	59,900	38.9%	0	0.0%	25,140	16.3%
Shrine Club Color Guard	Detroit Lakes	854,527	708,446	146,077	81,310	55.7%	0	0	63,781	43.7%	39,839	27.3%	0	0.0%	23,942	16.4%
Sibley Hockey Booster Club	Mendota Heights	3,079,860	2,520,159	559,701	217,832	38.9%	0	0	358,449	64.0%	179,335	32.0%	0	0.0%	179,114	32.0%
Silver Lake Lions Club	Silver Lake	438,993	355,287	83,706	36,890	44.1%	0	0	45,041	53.8%	37,157	44.4%	0	0.0%	7,884	9.4%
Ski Gull	Nisswa	440,200	349,490	90,710	62,025	68.4%	0	0	23,850	26.3%	13,413	14.8%	0	0.0%	10,437	11.5%
Slayton Volunteer Fire Dept Rel	Slayton	287,885	230,521	57,364	36,030	62.8%	(5,600)	400	28,596	49.9%	22,215	38.7%	0	0.0%	6,381	11.1%
Sleepy Eye Arena Assoc	Sleepy Eye	464,519	375,301	89,218	34,808	39.0%	0	0	56,690	63.5%	48,538	54.4%	0	0.0%	8,152	9.1%
Sleepy Eye Hockey Assoc	Sleepy Eye	544,743	436,383	108,360	57,611	53.2%	0	35,000	30,480	28.1%	18,704	17.3%	0	0.0%	11,776	10.9%
Sobieski Lions Club	Swanville	501,617	401,539	100,078	40,920	40.9%	0	0	58,674	58.6%	47,293	47.3%	0	0.0%	11,381	11.4%
South Haven Firemens Relief As	South Haven	1,103,337	900,591	202,746	89,378	44.1%	0	0	115,470	57.0%	75,250	37.1%	0	0.0%	40,220	19.8%
South Robert Street Business A	West St. Paul	2,215,673	1,817,976	397,697	197,686	49.7%	0	0	187,937	47.3%	64,083	16.1%	0	0.0%	123,854	31.1%
South St. Paul Lions Club	South St. Paul	1,457,301	1,180,790	276,511	133,585	48.3%	0	5,250	141,729	51.3%	78,055	28.2%	0	0.0%	63,675	23.0%
South St. Paul Youth Hockey As	South St. Paul	1,489,161	1,226,109	263,052	112,634	42.8%	0	0	150,424	57.2%	82,331	31.3%	0	0.0%	68,094	25.9%

FY07 Minnesota Gambling Control Board

Organization	City	Gross Receipts	Prizes	Net Receipts	ALLOWABLE EXPENSES			Capital Asset Improvements	LAWFUL PURPOSE EXPENDITURES							
					Total	%	Reimb		TOTAL	%	Charitable	%	Other	%	Tax/Fee	%
Southwest Hockey Assoc	Minneapolis	2,511,884	1,999,499	512,385	302,998	59.1%	(12,799)	0	222,227	43.4%	88,000	17.2%	0	0.0%	134,227	26.2%
Spring Grove Commercial Club	Spring Grove	369,003	304,800	64,203	17,496	27.3%	0	0	34,130	53.2%	27,000	42.1%	0	0.0%	7,130	11.1%
Spring Hill Recreation Club	Melrose	201,674	165,333	36,341	17,914	49.3%	0	0	24,814	68.3%	20,319	55.9%	0	0.0%	4,495	12.4%
Spring Lake Park District 16 You	Blaine	3,295,439	2,661,125	634,314	252,189	39.8%	0	0	360,746	56.9%	167,074	26.3%	0	0.0%	193,672	30.5%
Spring Lake Park Lions Club	Spring Lake Park	9,007,946	7,424,478	1,583,468	895,486	56.6%	0	0	710,708	44.9%	326,779	20.6%	0	0.0%	383,929	24.2%
Spring Valley Area Ambulance A	Spring Valley	975,640	812,720	162,920	82,854	50.9%	0	0	77,126	47.3%	45,808	28.1%	0	0.0%	31,318	19.2%
St Cloud Noon Optimist Club Inc	Kimball	321,567	235,593	85,974	51,157	59.5%	0	0	32,369	37.7%	26,910	31.3%	0	0.0%	5,459	6.3%
St Hilaire Community Club	St. Hilaire	369,249	300,450	68,799	32,657	47.5%	0	0	34,977	50.8%	26,948	39.2%	0	0.0%	8,029	11.7%
St Katherine Ukrainian Orthodox	Arden Hills	1,876,087	1,367,283	508,804	288,278	56.7%	0	0	185,620	36.5%	141,417	27.8%	0	0.0%	44,203	8.7%
St. Charles Firemens Relief Ass	St. Charles	247,048	187,182	59,866	21,413	35.8%	0	0	42,177	70.5%	35,950	60.1%	0	0.0%	6,227	10.4%
St. Clair Fire Relief Assoc	St. Clair	642,140	503,677	138,463	91,623	66.2%	0	0	45,939	33.2%	29,775	21.5%	0	0.0%	16,164	11.7%
St. Cloud All-City High School B	St. Cloud	339,590	258,518	81,072	40,969	50.5%	0	0	44,579	55.0%	38,221	47.1%	0	0.0%	6,358	7.8%
St. Cloud Area Golden Gloves B	St. Cloud	1,118,102	883,645	234,457	124,478	53.1%	0	0	112,359	47.9%	68,117	29.1%	0	0.0%	44,242	18.9%
St. Cloud Gymnastics Booster C	St. Cloud	1,211,235	968,591	242,644	172,753	71.2%	0	0	67,523	27.8%	19,073	7.9%	0	0.0%	48,450	20.0%
St. Cloud Lions Club	St. Cloud	1,640,215	1,302,073	338,142	151,519	44.8%	0	52,000	129,096	38.2%	42,345	12.5%	0	0.0%	86,751	25.7%
St. Cloud Shrine Club	St. Cloud	141,265	110,007	31,258	19,594	62.7%	0	30	12,517	40.0%	8,657	27.7%	0	0.0%	3,860	12.4%
St. Francis Lions Club	St. Francis	2,262,567	1,864,965	397,602	229,325	57.7%	0	0	148,524	37.4%	31,224	7.9%	0	0.0%	117,300	29.5%
St. Francis Youth Hockey Assoc	St. Francis	652,212	489,876	162,336	95,146	58.6%	0	5,000	49,998	30.8%	21,872	13.5%	0	0.0%	28,126	17.3%
St. James Lions Club	St. James	85,416	59,494	25,922	13,432	51.8%	0	0	12,767	49.3%	10,120	39.0%	0	0.0%	2,647	10.2%
St. Joseph Jaycees	St. Joseph	574,860	475,705	99,155	44,287	44.7%	0	0	51,004	51.4%	36,596	36.9%	0	0.0%	14,408	14.5%
St. Joseph Lions Club	St. Joseph	203,078	163,537	39,541	25,615	64.8%	0	0	11,455	29.0%	5,498	13.9%	0	0.0%	5,957	15.1%
St. Joseph Recreational Assoc	St. Joseph	85,695	69,680	16,015	11,634	72.6%	0	0	3,710	23.2%	1,150	7.2%	0	0.0%	2,560	16.0%
St. Louis Park Hockey Boosters	Edina	2,696,710	2,271,853	424,857	171,536	40.4%	0	0	256,744	60.4%	108,417	25.5%	0	0.0%	148,327	34.9%
St. Martin Commercial Club	St. Martin	246,755	198,159	48,596	17,174	35.3%	0	0	26,736	55.0%	19,083	39.3%	0	0.0%	7,653	15.7%
St. Mathias Parks & Recreation	Fort Ripley	300,331	240,074	60,257	30,868	51.2%	0	0	24,157	40.1%	15,587	25.9%	2,515	4.2%	6,055	10.0%
St. Paul Fire Fighters Local 21 B	St. Paul	760,269	580,160	180,109	129,484	71.9%	0	0	29,143	16.2%	7,374	4.1%	0	0.0%	21,769	12.1%
St. Paul Midway Lions Club Fou	St. Paul	1,858,831	1,466,326	392,505	227,165	57.9%	0	0	168,698	43.0%	64,363	16.4%	0	0.0%	104,335	26.6%
St. Paul Park Newport Lions Clu	Newport	2,493,515	2,030,470	463,045	228,282	49.3%	(923)	0	242,945	52.5%	105,894	22.9%	0	0.0%	137,051	29.6%
St. Paul Wrestling Club	Minneapolis	1,408,115	1,116,756	291,359	147,368	50.6%	0	0	139,026	47.7%	68,038	23.4%	0	0.0%	70,988	24.4%
St. Peter Red Men Club	St. Peter	1,253,083	996,217	256,866	154,352	60.1%	(3,593)	0	97,440	37.9%	43,048	16.8%	0	0.0%	54,392	21.2%
St. Rosa Jaycees	Freeport	448,147	368,766	79,381	38,720	48.8%	0	0	44,935	56.6%	36,820	46.4%	0	0.0%	8,115	10.2%
St. Stephen Firefighters Relief A	St. Stephen	220,538	170,884	49,654	27,141	54.7%	0	0	23,518	47.4%	18,641	37.5%	0	0.0%	4,877	9.8%
St. Wendel Athletic Assoc	Avon	165,404	134,493	30,911	17,016	55.0%	0	1,620	13,976	45.2%	10,165	32.9%	0	0.0%	3,811	12.3%
Stacy Lent Fire Relief Assoc	Stacy	1,115,471	908,558	206,913	95,218	46.0%	0	0	114,208	55.2%	71,278	34.4%	0	0.0%	42,930	20.7%
Stacy Lions Club	Stacy	490,262	394,893	95,369	53,715	56.3%	0	0	47,221	49.5%	35,927	37.7%	958	1.0%	10,336	10.8%
Staples Lions Club	Staples	787,037	658,180	128,857	63,834	49.5%	0	0	66,626	51.7%	45,311	35.2%	0	0.0%	21,315	16.5%
Starbuck Jaycees	Starbuck	637,623	537,057	100,566	76,261	75.8%	0	0	17,901	17.8%	3,341	3.3%	0	0.0%	14,560	14.5%
Steele County Snowmobile Trail	Blooming Prairie	756,401	625,673	130,728	59,330	45.4%	0	40,416	35,526	27.2%	3,000	2.3%	0	0.0%	32,526	24.9%
Stephen Argyle Booster Club	Argyle	531,524	445,270	86,254	37,826	43.9%	0	0	45,001	52.2%	33,915	39.3%	0	0.0%	11,086	12.9%
Stewart Lions Club	Stewart	933,559	798,358	135,201	72,031	53.3%	0	0	64,823	47.9%	34,609	25.6%	0	0.0%	30,214	22.3%

FY07 Minnesota Gambling Control Board

Organization	City	Gross Receipts	Prizes	Net Receipts	ALLOWABLE EXPENSES			Capital Asset Improvements	LAWFUL PURPOSE EXPENDITURES							
					Total	%	Reimb		TOTAL	%	Charitable	%	Other	%	Tax/Fee	%
Stewartville Fire Relief Assoc	Stewartville	830,601	684,254	146,347	74,199	50.7%	0	0	77,794	53.2%	53,691	36.7%	0	0.0%	24,103	16.5%
Stockton Area Promotional Grou	Stockton	862,318	670,168	192,150	86,028	44.8%	0	0	63,121	32.8%	38,942	20.3%	0	0.0%	24,179	12.6%
Sturgeon Lake Lions Club	Sturgeon Lake	515,658	429,812	85,846	40,396	47.1%	0	0	32,254	37.6%	21,896	25.5%	0	0.0%	10,358	12.1%
Suburban Law Enforcement Ass	Roseville	437,132	340,709	96,423	64,145	66.5%	(11,513)	0	14,217	14.7%	2,759	2.9%	0	0.0%	11,458	11.9%
Swanville Lions Club	Swanville	600,706	481,791	118,915	56,438	47.5%	0	0	62,897	52.9%	48,750	41.0%	0	0.0%	14,147	11.9%
Tamarack Sno Flyers Inc	Tamarack	1,370,275	1,099,399	270,876	143,481	53.0%	0	0	141,317	52.2%	86,700	32.0%	0	0.0%	54,617	20.2%
Tapemark Charity Pro-Am Golf	West St. Paul	4,582,924	3,390,773	1,192,151	674,553	56.6%	0	0	514,668	43.2%	334,166	28.0%	0	0.0%	180,502	15.1%
Tartan Area Youth Hockey Assoc	Oakdale	4,478,508	3,679,140	799,368	347,642	43.5%	0	0	438,778	54.9%	160,000	20.0%	0	0.0%	278,778	34.9%
Taylors Falls Fire Dept Relief As	Taylors Falls	724,662	607,350	117,312	72,000	61.4%	0	0	36,712	31.3%	18,508	15.8%	0	0.0%	18,204	15.5%
Thief River Falls Amateur Hocke	Thief River Falls	1,880,382	1,543,021	337,360	145,649	43.2%	0	0	193,120	57.2%	100,427	29.8%	0	0.0%	92,693	27.5%
Todd Area Trail Assoc	Browerville	1,215,048	1,001,517	213,531	112,598	52.7%	0	24,452	85,092	39.8%	33,660	15.8%	0	0.0%	51,432	24.1%
Tower Firemens Relief Assoc	Tower	505,566	416,532	89,035	53,302	59.9%	0	0	32,996	37.1%	19,876	22.3%	0	0.0%	13,120	14.7%
Tri Lake Sportsmens Club	Lonsdale	910,550	738,298	172,252	77,594	45.0%	0	0	100,046	58.1%	71,018	41.2%	0	0.0%	29,027	16.9%
Truman Baseball Softball Assoc	Truman	267,003	215,307	51,696	26,713	51.7%	0	0	22,035	42.6%	18,575	35.9%	0	0.0%	3,460	6.7%
TSE Inc	Roseville	1,282,732	1,064,498	218,234	135,441	62.1%	0	0	80,759	37.0%	20,500	9.4%	0	0.0%	60,259	27.6%
Turn In Poachers Chapt Ottertai	Detroit Lakes	2,698,688	2,187,122	511,567	296,959	58.0%	0	0	193,598	37.8%	64,469	12.6%	0	0.0%	129,129	25.2%
Twin Cities North Chamber of C	Mounds View	2,243,753	1,877,364	366,389	236,455	64.5%	0	0	131,514	35.9%	13,500	3.7%	0	0.0%	118,014	32.2%
Twin Valley Firemens Relief Ass	Twin Valley	94,742	80,426	14,316	8,208	57.3%	0	0	3,127	21.8%	1,000	7.0%	0	0.0%	2,127	14.9%
Two Harbors Youth Hockey Ass	Two Harbors	720,264	608,018	112,246	54,425	48.5%	0	0	65,841	58.7%	48,217	43.0%	0	0.0%	17,624	15.7%
Ulen Fire Dept Relief Assoc	Ulen	209,132	182,553	26,579	20,703	77.9%	0	250	3,982	15.0%	1,000	3.8%	0	0.0%	2,982	11.2%
Underwood Lions Club	Underwood	360,449	300,371	60,079	38,836	64.6%	0	0	14,918	24.8%	7,860	13.1%	0	0.0%	7,058	11.7%
Union Center Inc	Albert Lea	437,778	367,682	70,096	39,325	56.1%	0	0	15,367	21.9%	2,835	4.2%	4,319	6.2%	8,213	11.7%
United Arts of Central Minnesot	St. Cloud	1,612,198	1,132,182	480,016	301,347	62.8%	0	0	182,072	37.9%	135,000	28.1%	0	0.0%	47,072	9.8%
Upper Red Lake Area Assoc	Waskish	505,941	409,184	96,757	56,036	57.9%	0	0	69,403	71.7%	60,272	62.3%	0	0.0%	9,131	9.4%
Upsala Lions Club	Upsala	575,911	471,570	104,341	45,347	43.5%	0	0	53,230	51.0%	43,414	41.6%	0	0.0%	9,816	9.4%
Urbank Lions Club	Garfield	377,726	315,592	62,135	28,660	46.1%	0	0	40,161	64.6%	33,141	53.3%	0	0.0%	7,020	11.3%
Vadnais Heights Firefighters Re	Vadnais Heights	3,033,808	2,564,555	469,253	283,261	60.4%	0	1,350	189,793	40.4%	23,259	5.0%	0	0.0%	166,535	35.5%
Vadnais Heights Lions Club	Vadnais Heights	1,875,724	1,541,088	334,636	183,787	54.9%	0	0	138,343	41.3%	41,979	12.5%	0	0.0%	96,364	28.8%
Valley Golf Assoc	East Grand Forks	791,789	660,811	130,978	83,087	63.4%	0	0	48,162	36.8%	27,150	20.7%	0	0.0%	21,012	16.0%
Verndale Lions Club	Verndale	304,298	253,586	50,712	16,374	32.3%	0	0	45,431	89.6%	39,148	77.2%	0	0.0%	6,283	12.4%
Vernon Center Fire Relief Assoc	Vernon Center	56,820	42,263	14,557	7,154	49.1%	0	0	6,995	48.1%	5,000	34.3%	0	0.0%	1,995	13.7%
Veseli Jaycees	Veseli	466,347	382,283	84,064	39,213	46.6%	0	0	43,034	51.2%	34,217	40.7%	0	0.0%	8,817	10.5%
Veterans Club Onamia	Onamia	816,503	655,650	160,853	76,673	47.7%	0	0	76,865	47.8%	33,764	21.0%	18,694	11.6%	24,408	15.2%
VFW Post 10796	Ham Lake	1,222,353	1,012,858	209,495	110,350	52.7%	0	4,000	95,808	45.7%	8,617	4.1%	42,526	20.3%	44,665	21.3%
VFW Post 1112	Little Falls	958,033	769,811	188,222	105,484	56.0%	0	18,336	67,905	36.1%	2,645	1.4%	34,557	18.4%	30,703	16.3%
VFW Post 1140	Long Prairie	554,126	460,397	93,729	56,379	60.2%	0	0	45,875	48.9%	27,494	29.3%	5,994	6.4%	12,387	13.2%
VFW Post 1210	Hastings	546,330	457,897	88,433	62,528	70.7%	0	0	36,174	40.9%	2,039	2.3%	21,531	24.3%	12,604	14.3%
VFW Post 1215	Rochester	2,003,680	1,614,502	389,178	204,464	52.5%	0	3,600	148,654	38.2%	37,453	9.6%	1,892	0.5%	109,309	28.1%
VFW Post 1216	Austin	1,407,121	1,180,113	227,008	112,069	49.4%	0	0	97,274	42.9%	21,754	9.6%	13,852	6.1%	61,668	27.2%
VFW Post 1223	Moorhead	1,623,551	1,321,461	302,090	164,993	54.6%	0	0	139,209	46.1%	35,815	11.9%	46,558	15.4%	56,836	18.8%

FY07 Minnesota Gambling Control Board

Organization	City	Gross Receipts	Prizes	Net Receipts	ALLOWABLE EXPENSES			Capital Asset Improvements	LAWFUL PURPOSE EXPENDITURES							
					Total	%	Reimb		TOTAL	%	Charitable	%	Other	%	Tax/Fee	%
VFW Post 1223 Aux	Moorhead	1,182,126	945,670	236,456	145,787	61.7%	0	0	85,523	36.2%	59,075	25.0%	0	0.0%	26,448	11.2%
VFW Post 1287	Winona	812,804	662,643	150,160	64,492	42.9%	0	1,256	57,517	38.3%	16,213	10.8%	10,143	6.8%	31,161	20.8%
VFW Post 1296	Bloomington	1,303,225	1,057,589	245,636	187,381	76.3%	0	0	135,822	55.3%	35,783	14.6%	42,077	17.1%	57,961	23.6%
VFW Post 1350	North St. Paul	1,558,161	1,217,485	340,676	171,243	50.3%	0	5,730	142,761	41.9%	28,427	8.3%	56,112	16.5%	58,222	17.1%
VFW Post 1403	Benson	1,411,028	1,195,131	215,897	105,323	48.8%	0	2,546	104,300	48.3%	30,641	14.2%	11,742	5.4%	61,917	28.7%
VFW Post 141	Kenyon	147,547	118,704	28,843	15,737	54.6%	0	0	11,109	38.5%	4,101	14.2%	3,467	12.0%	3,541	12.3%
VFW Post 1639	Willmar	934,060	754,075	179,985	88,090	48.9%	0	0	83,596	46.4%	25,504	14.2%	29,647	16.5%	28,445	15.8%
VFW Post 1642	Waseca	1,432,726	1,169,553	263,173	174,903	66.5%	0	2,500	133,520	50.7%	56,718	21.6%	19,835	7.5%	56,967	21.6%
VFW Post 1647	Brainerd	364,517	302,327	62,190	30,503	49.0%	0	0	34,628	55.7%	13,546	21.8%	15,014	24.1%	6,067	9.8%
VFW Post 1656	Madison	140,064	112,332	27,731	16,303	58.8%	(1,459)	0	16,327	58.9%	5,145	18.6%	7,475	27.0%	3,707	13.4%
VFW Post 1676	Detroit Lakes	1,292,165	1,058,380	233,785	134,600	57.6%	0	0	93,722	40.1%	20,621	8.8%	29,767	12.7%	43,335	18.5%
VFW Post 1720	Grand Rapids	445,796	361,165	84,631	48,633	57.5%	(1,421)	0	38,305	45.3%	11,819	14.0%	14,447	17.1%	12,040	14.2%
VFW Post 1757	Cook	400,093	321,185	78,908	21,298	27.0%	0	0	46,403	58.8%	25,836	32.7%	10,629	13.5%	9,938	12.6%
VFW Post 1778	Wells	213,672	162,799	50,873	28,889	56.8%	0	0	23,569	46.3%	4,127	8.1%	14,432	28.4%	5,010	9.8%
VFW Post 1782	White Bear Lake	2,526,005	2,061,064	464,941	217,350	46.7%	0	0	216,124	46.5%	28,444	6.1%	35,757	7.7%	151,923	32.7%
VFW Post 1783	Young America	683,681	591,633	92,048	47,414	51.5%	0	0	47,864	52.0%	30,396	33.0%	413	0.4%	17,055	18.5%
VFW Post 1791	Chaska	1,046,299	862,978	183,321	87,814	47.9%	0	0	76,009	41.5%	25,207	13.8%	11,818	6.4%	38,983	21.3%
VFW Post 1802 Wabasha Coun	Zumbro Falls	155,341	119,240	36,101	19,241	53.3%	(2,879)	0	11,950	33.1%	3,784	10.5%	5,989	16.6%	2,177	6.0%
VFW Post 1803	Le Center	111,345	92,090	19,255	8,339	43.3%	0	5,500	4,429	23.0%	1,610	8.4%	0	0.0%	2,819	14.6%
VFW Post 1816	Garrison	937,864	761,371	176,493	105,184	59.6%	(1,373)	4,950	60,542	34.3%	21,718	12.3%	15,791	8.9%	23,033	13.1%
VFW Post 1825	Belgrade	196,377	149,973	46,404	27,035	58.3%	0	0	31,356	67.6%	7,816	16.8%	17,335	37.4%	6,205	13.4%
VFW Post 1902	Crookston	2,077,917	1,744,520	333,397	173,472	52.0%	0	0	174,433	52.3%	45,395	13.6%	28,739	8.6%	100,298	30.1%
VFW Post 1914	St. James	775,186	644,289	130,897	53,226	40.7%	0	0	63,491	48.5%	24,650	18.8%	15,568	11.9%	23,273	17.8%
VFW Post 210	Lakeville	278,185	218,323	59,861	36,350	60.7%	0	3,650	33,930	56.7%	7,275	12.2%	20,818	34.8%	5,837	9.8%
VFW Post 230	Columbia Heights	2,120,321	1,678,445	441,877	212,310	48.0%	0	0	225,365	51.0%	78,240	17.7%	22,605	5.1%	124,520	28.2%
VFW Post 246	Minneapolis	661,204	540,548	120,656	59,842	49.6%	0	0	61,342	50.8%	6,896	5.7%	31,638	26.2%	22,808	18.9%
VFW Post 2553	Redwood Falls	339,131	279,022	60,109	34,695	57.7%	0	0	22,052	36.7%	13,718	22.8%	250	0.4%	8,084	13.4%
VFW Post 2717	Ely	137,754	114,195	23,559	21,685	92.0%	0	0	8,440	35.8%	1,218	5.2%	4,557	19.3%	2,665	11.3%
VFW Post 2735	Isanti	1,508,267	1,251,315	256,952	123,003	47.9%	0	0	127,644	49.7%	14,549	5.7%	44,518	17.3%	68,577	26.7%
VFW Post 2793	Thief River Falls	1,476,321	1,220,601	255,720	142,139	55.6%	0	17,093	108,673	42.5%	37,327	14.6%	19,829	7.8%	51,517	20.1%
VFW Post 2816	Isle	130,646	126,968	3,678	29,435	800.3%	0	0	25,493	693.1%	21,386	581.5%	1,160	31.6%	2,946	80.1%
VFW Post 2818	Litchfield	514,294	394,883	119,411	84,246	70.6%	0	1,661	36,363	30.5%	6,919	5.8%	20,214	16.9%	9,229	7.7%
VFW Post 2948	International Falls	1,549,425	1,266,621	282,804	145,474	51.4%	0	14,550	128,931	45.6%	37,288	13.2%	18,635	6.6%	73,008	25.8%
VFW Post 295	South St. Paul	1,870,278	1,469,037	401,241	171,143	42.7%	0	5,170	228,656	57.0%	58,343	14.5%	76,157	19.0%	94,157	23.5%
VFW Post 2980	Ivanhoe	125,404	95,496	29,908	16,319	54.6%	0	0	13,421	44.9%	9,245	30.9%	0	0.0%	4,176	14.0%
VFW Post 323	Oak Park Heights	790,366	659,617	130,749	111,474	85.3%	0	0	50,731	38.8%	3,719	2.8%	23,767	18.2%	23,245	17.8%
VFW Post 3289	New York Mills	1,112,982	897,590	215,392	116,276	54.0%	0	0	105,074	48.8%	52,381	24.3%	22,667	10.5%	30,026	13.9%
VFW Post 363	Fridley	2,152,971	1,751,253	401,718	232,248	57.8%	0	0	173,091	43.1%	22,496	5.6%	50,404	12.5%	100,190	24.9%
VFW Post 3723	Owatonna	1,313,849	1,058,705	255,144	128,097	50.2%	0	0	147,765	57.9%	76,238	29.9%	18,676	7.3%	52,852	20.7%
VFW Post 380	Montevideo	997,918	844,427	153,490	73,413	47.8%	0	0	77,401	50.4%	22,159	14.4%	17,956	11.7%	37,286	24.3%

FY07 Minnesota Gambling Control Board

Organization	City	Gross Receipts	Prizes	Net Receipts	ALLOWABLE EXPENSES			Capital Asset Improvements	LAWFUL PURPOSE EXPENDITURES							
					Total	%	Reimb		TOTAL	%	Charitable	%	Other	%	Tax/Fee	%
VFW Post 3817	East Grand Forks	3,282,813	2,742,864	539,949	309,938	57.4%	0	0	249,346	46.2%	59,298	11.0%	21,912	4.1%	168,136	31.1%
VFW Post 3828	Kennedy	282,353	235,309	47,044	24,804	52.7%	0	0	15,379	32.7%	5,800	12.3%	3,396	7.2%	6,183	13.1%
VFW Post 3839	Jenkins	872,038	688,415	183,624	113,264	61.7%	0	0	88,918	48.4%	37,127	20.2%	26,324	14.3%	25,467	13.9%
VFW Post 3869	Northome	987,907	826,782	161,125	100,812	62.6%	0	0	65,250	40.5%	32,861	20.4%	0	0.0%	32,389	20.1%
VFW Post 3915	Brooklyn Park	1,695,068	1,392,151	302,917	174,471	57.6%	0	0	137,217	45.3%	12,558	4.1%	42,671	14.1%	81,988	27.1%
VFW Post 3922	Wadena	855,032	721,331	133,701	95,555	71.5%	0	0	48,347	36.2%	13,380	10.0%	8,828	6.6%	26,139	19.6%
VFW Post 3964	Ortonville	108,346	87,389	20,957	8,701	41.5%	0	0	12,275	58.6%	4,290	20.5%	5,540	26.4%	2,445	11.7%
VFW Post 3979	Cloquet	548,514	460,342	88,172	50,326	57.1%	0	700	25,859	29.3%	12,279	13.9%	1,800	2.0%	11,780	13.4%
VFW Post 4046	Shakopee	2,157,810	1,764,251	393,559	230,574	58.6%	0	0	158,161	40.2%	7,454	1.9%	35,960	9.1%	114,747	29.2%
VFW Post 4086	Wabasha	909,565	733,602	175,963	106,360	60.4%	0	0	71,477	40.6%	23,270	13.2%	17,088	9.7%	31,118	17.7%
VFW Post 4114	Spring Valley	307,050	244,468	62,582	27,846	44.5%	0	0	32,730	52.3%	7,490	12.0%	15,019	24.0%	10,220	16.3%
VFW Post 4210	Forest Lake	1,169,071	907,915	261,156	130,322	49.9%	0	0	104,300	39.9%	23,000	8.8%	34,883	13.4%	46,417	17.8%
VFW Post 425	Hopkins	3,149,173	2,619,525	529,649	254,568	48.1%	0	1,989	293,142	55.3%	34,896	6.6%	60,959	11.5%	197,287	37.2%
VFW Post 428	St. Cloud	959,862	738,693	221,169	97,684	44.2%	0	0	117,592	53.2%	32,449	14.7%	56,586	25.6%	28,557	12.9%
VFW Post 4393	Northfield	582,588	462,152	120,436	58,882	48.9%	0	1,500	55,468	46.1%	25,307	21.0%	15,103	12.5%	15,058	12.5%
VFW Post 4452	Cannon Falls	98,459	74,968	23,491	12,485	53.1%	0	0	8,692	37.0%	2,085	8.9%	3,982	17.0%	2,625	11.2%
VFW Post 4582	Starbuck	876,462	714,095	162,367	102,341	63.0%	0	1,000	69,276	42.7%	29,867	18.4%	14,472	8.9%	24,937	15.4%
VFW Post 4628 Aux	Barnesville	78,672	65,252	13,420	7,721	57.5%	0	0	3,403	25.4%	1,176	8.8%	0	0.0%	2,226	16.6%
VFW Post 4743	Lakefield	72,349	55,405	16,944	10,484	61.9%	0	0	8,304	49.0%	3,176	18.7%	2,955	17.4%	2,173	12.8%
VFW Post 4847	St. Cloud	1,332,319	1,053,554	278,765	139,363	50.0%	0	0	149,489	53.6%	26,176	9.4%	63,682	22.8%	59,632	21.4%
VFW Post 4930	Warroad	440,434	367,305	73,129	42,041	57.5%	0	0	27,620	37.8%	18,385	25.1%	50	0.1%	9,185	12.6%
VFW Post 494	Crystal	4,224,988	3,518,871	706,117	266,298	37.7%	0	0	474,291	67.2%	163,418	23.1%	75,106	10.6%	235,767	33.4%
VFW Post 4955	Appleton	441,832	364,545	77,286	27,571	35.7%	0	0	42,147	54.5%	18,375	23.8%	13,386	17.3%	10,386	13.4%
VFW Post 5102	Glencoe	415,770	331,698	84,072	37,279	44.3%	0	0	47,705	56.7%	14,262	17.0%	23,995	28.5%	9,448	11.2%
VFW Post 5115	Ulen	325,586	289,178	36,408	22,253	61.1%	0	0	15,692	43.1%	2,766	7.6%	5,697	15.6%	7,228	19.9%
VFW Post 5247	Dawson	243,484	205,238	38,246	17,764	46.4%	0	0	13,046	34.1%	800	2.1%	6,800	17.8%	5,446	14.2%
VFW Post 5252	Pelican Rapids	2,122,526	1,828,072	294,454	145,349	49.4%	0	0	140,069	47.6%	15,488	5.3%	10,105	3.4%	114,476	38.9%
VFW Post 5252 Aux	Pelican Rapids	131,049	101,656	29,393	19,060	64.8%	0	0	10,540	35.9%	7,560	25.7%	0	0.0%	2,980	10.1%
VFW Post 5460	Watkins	673,320	549,646	123,674	63,739	51.5%	0	0	55,594	45.0%	38,980	31.5%	252	0.2%	16,362	13.2%
VFW Post 5462	Waconia	284,620	233,216	51,404	22,305	43.4%	0	0	23,336	45.4%	6,112	11.9%	10,451	20.3%	6,773	13.2%
VFW Post 5518	Elk River	2,291,448	1,935,409	356,039	136,893	38.4%	0	27,701	179,034	50.3%	50,690	14.2%	0	0.0%	128,344	36.0%
VFW Post 5555	Richfield	2,088,249	1,632,989	455,260	164,277	36.1%	0	4,035	319,264	70.1%	111,756	24.5%	96,352	21.2%	111,156	24.4%
VFW Post 5727	Zumbrota	373,720	292,338	81,382	32,811	40.3%	0	8,360	24,360	29.9%	2,922	3.6%	12,577	15.5%	8,861	10.9%
VFW Post 6031	Arlington	144,506	123,546	20,960	14,552	69.4%	0	1,149	7,765	37.0%	3,604	17.2%	0	0.0%	4,161	19.9%
VFW Post 612	Fergus Falls	1,808,090	1,435,744	372,346	227,028	61.0%	0	0	134,348	36.1%	37,774	10.1%	21,059	5.7%	75,515	20.3%
VFW Post 6204	Silver Bay	401,334	318,013	83,318	40,334	48.4%	0	0	43,789	52.6%	33,848	40.6%	1,582	1.9%	8,359	10.0%
VFW Post 6206	Menahga	502,086	412,483	89,603	56,013	62.5%	0	0	29,789	33.2%	9,913	11.1%	10,719	12.0%	9,157	10.2%
VFW Post 6208	Prior Lake	566,051	464,033	102,018	53,681	52.6%	0	0	40,101	39.3%	6,841	6.7%	19,301	18.9%	13,959	13.7%
VFW Post 6316	Blaine	1,962,356	1,563,747	398,609	226,429	56.8%	0	0	147,300	37.0%	4,389	1.1%	42,851	10.8%	100,060	25.1%
VFW Post 6587	Spring Lake Park	2,170,144	1,825,548	344,596	160,331	46.5%	0	0	178,578	51.8%	18,380	5.3%	73,856	21.4%	86,342	25.1%

FY07 Minnesota Gambling Control Board

Organization	City	Gross Receipts	Prizes	Net Receipts	ALLOWABLE EXPENSES			Capital Asset Improvements	LAWFUL PURPOSE EXPENDITURES							
					Total	%	Reimb		TOTAL	%	Charitable	%	Other	%	Tax/Fee	%
VFW Post 6690	Mendota	1,243,692	1,031,155	212,537	111,743	52.6%	0	0	84,815	39.9%	9,293	4.4%	19,870	9.3%	55,652	26.2%
VFW Post 6692	Rush City	304,683	252,388	52,295	40,270	77.0%	(11,579)	0	24,676	47.2%	600	1.1%	16,309	31.2%	7,767	14.9%
VFW Post 6843 Aux	Princeton	516,872	409,777	107,095	61,558	57.5%	0	0	46,827	43.7%	35,787	33.4%	0	0.0%	11,040	10.3%
VFW Post 6891	McIntosh	314,512	263,845	50,667	28,140	55.5%	0	0	19,926	39.3%	8,045	15.9%	4,354	8.6%	7,527	14.9%
VFW Post 6992	Sauk Rapids	985,001	781,413	203,588	84,794	41.6%	0	0	116,108	57.0%	46,855	23.0%	35,790	17.6%	33,463	16.4%
VFW Post 7050	Melrose	404,370	331,094	73,276	46,575	63.6%	0	0	32,568	44.4%	17,032	23.2%	3,780	5.2%	11,756	16.0%
VFW Post 7051	Golden Valley	2,928,629	2,429,725	498,905	214,599	43.0%	0	0	278,173	55.8%	26,769	5.4%	72,963	14.6%	178,441	35.8%
VFW Post 723	Baudette	455,395	369,275	86,120	40,948	47.5%	0	12,766	27,485	31.9%	8,452	9.8%	9,793	11.4%	9,240	10.7%
VFW Post 7266	New Auburn	307,327	225,924	81,402	44,218	54.3%	0	0	50,599	62.2%	41,346	50.8%	3,277	4.0%	5,976	7.3%
VFW Post 7555	Roseville	1,717,910	1,400,001	317,909	166,393	52.3%	0	0	149,340	47.0%	15,322	4.8%	36,942	11.6%	97,076	30.5%
VFW Post 7557	Ada	202,023	162,723	39,300	16,624	42.3%	0	0	21,227	54.0%	1,211	3.1%	15,405	39.2%	4,611	11.7%
VFW Post 7662	Farmington	281,090	219,787	61,303	40,856	66.6%	(5,961)	0	35,962	58.7%	9,237	15.1%	20,329	33.2%	6,396	10.4%
VFW Post 7664	Maple Lake	569,220	455,897	113,323	56,697	50.0%	0	0	53,004	46.8%	13,324	11.8%	26,539	23.4%	13,141	11.6%
VFW Post 7902	Osakis	1,316,271	1,079,201	237,070	149,128	62.9%	0	1,388	97,717	41.2%	28,366	12.0%	26,224	11.1%	43,127	18.2%
VFW Post 8144	Hoyt Lakes	237,187	197,898	39,289	29,555	75.2%	0	0	12,522	31.9%	5,478	13.9%	1,695	4.3%	5,349	13.6%
VFW Post 8508	Akeley	675,981	561,927	114,054	80,060	70.2%	0	0	40,929	35.9%	11,818	10.4%	14,454	12.7%	14,657	12.9%
VFW Post 8510 Aux	Hibbing	1,611,291	1,341,683	269,608	143,820	53.3%	0	0	125,429	46.5%	47,881	17.8%	0	0.0%	77,548	28.8%
VFW Post 8663	Roseau	824,104	667,393	156,711	104,745	66.8%	0	0	60,937	38.9%	28,434	18.1%	9,207	5.9%	23,296	14.9%
VFW Post 8729	Lake City	1,102,830	926,670	176,160	92,715	52.6%	0	11,000	65,840	37.4%	10,465	5.9%	11,144	6.3%	44,231	25.1%
VFW Post 8731	Monticello	1,511,355	1,229,894	281,461	150,026	53.3%	0	0	139,593	49.6%	32,829	11.7%	36,878	13.1%	69,886	24.8%
VFW Post 8752	Cottage Grove	1,279,463	1,088,537	190,926	86,937	45.5%	0	0	98,257	51.5%	13,232	6.9%	29,060	15.2%	55,965	29.3%
VFW Post 906	Hutchinson	1,026,333	797,137	229,196	138,796	60.6%	0	0	94,095	41.1%	10,191	4.4%	54,093	23.6%	29,812	13.0%
VFW Post 9073	Randall	332,583	280,599	51,984	29,834	57.4%	0	0	22,155	42.6%	5,501	10.6%	8,105	15.6%	8,549	16.4%
VFW Post 936	Alexandria	1,358,165	1,155,066	203,100	115,976	57.1%	0	0	104,579	51.5%	33,074	16.3%	20,626	10.2%	50,879	25.1%
VFW Post 9433	Rosemount	716,058	587,525	128,533	76,625	59.6%	0	0	57,838	45.0%	22,109	17.2%	18,337	14.3%	17,391	13.5%
VFW Post 950	Mankato	279,641	207,680	71,961	52,631	73.1%	0	0	24,904	34.6%	604	0.8%	16,313	22.7%	7,986	11.1%
VFW Post 9607	Butterfield	593,298	498,792	94,506	48,990	51.8%	0	0	45,785	48.4%	33,013	34.9%	0	0.0%	12,772	13.5%
VFW Post 9625	Coon Rapids	2,967,795	2,444,265	523,530	268,252	51.2%	0	0	237,751	45.4%	32,213	6.2%	41,206	7.9%	164,332	31.4%
VFW Post 9641	Littlefork	245,046	203,085	41,961	26,075	62.1%	0	0	15,281	36.4%	4,172	9.9%	4,267	10.2%	6,842	16.3%
VFW Post 9713	Mankato	1,101,643	938,865	162,778	89,769	55.1%	0	0	69,753	42.9%	2,463	1.5%	19,735	12.1%	47,555	29.2%
Vietnam Veterans of America C	South St. Paul	510,992	420,967	90,025	58,194	64.6%	0	800	29,503	32.8%	20,230	22.5%	0	0.0%	9,274	10.3%
Villard Fire Dept Relief Assoc	Villard	568,762	471,849	96,913	49,322	50.9%	0	0	49,224	50.8%	37,879	39.1%	0	0.0%	11,345	11.7%
Voiture 1436 40/8 Roseau Co	Roseau	534,934	454,178	80,756	45,024	55.8%	0	0	36,423	45.1%	24,700	30.6%	1,000	1.2%	10,723	13.3%
Voiture 281 40/8	Mankato	120,323	91,870	28,453	18,377	64.6%	0	0	8,072	28.4%	4,092	14.4%	785	2.8%	3,195	11.2%
Voiture 327 40/8	Rochester	721,099	609,500	111,599	56,079	50.3%	(43)	680	41,882	37.5%	19,671	17.6%	0	0.0%	22,211	19.9%
Voiture 414 40/8	Hutchinson	466,372	377,437	88,935	51,167	57.5%	0	0	36,158	40.7%	25,913	29.1%	1,258	1.4%	8,987	10.1%
Voiture 44 40/8	Forest Lake	116,862	84,462	32,400	20,608	63.6%	0	0	7,531	23.2%	4,640	14.3%	0	0.0%	2,891	8.9%
Wabasha Fire Relief	Nelson	148,178	116,960	31,218	14,126	45.3%	0	0	18,404	59.0%	15,210	48.7%	0	0.0%	3,194	10.2%
Wabasso Lions Club	Wabasso	91,672	66,457	25,215	10,379	41.2%	0	0	10,029	39.8%	7,095	28.1%	100	0.4%	2,834	11.2%
Waconia Fire Dept Relief Assoc	Waconia	649,496	544,000	105,496	58,097	55.1%	0	0	35,960	34.1%	22,500	21.3%	0	0.0%	13,460	12.8%

FY07 Minnesota Gambling Control Board

Organization	City	Gross Receipts	Prizes	Net Receipts	ALLOWABLE EXPENSES			Capital Asset Improvements	LAWFUL PURPOSE EXPENDITURES							
					Total	%	Reimb		TOTAL	%	Charitable	%	Other	%	Tax/Fee	%
Wadena Lions Club	Wadena	549,692	471,171	78,521	54,986	70.0%	0	0	25,477	32.4%	13,850	17.6%	0	0.0%	11,627	14.8%
Wahkon Civic Assoc	Wahkon	180,806	143,245	37,561	17,618	46.9%	(396)	0	22,615	60.2%	16,450	43.8%	0	0.0%	6,165	16.4%
Waldorf Firemen's Relief Assoc	Waldorf	157,425	120,026	37,399	23,632	63.2%	0	0	13,437	35.9%	11,150	29.8%	0	0.0%	2,287	6.1%
Walnut Grove Area Jaycees	Walnut Grove	90,793	72,505	18,288	15,287	83.6%	0	0	4,516	24.7%	2,867	15.7%	0	0.0%	1,649	9.0%
Wanamingo Firefighters Relief A	Wanamingo	234,186	186,290	47,896	20,439	42.7%	0	0	24,062	50.2%	18,500	38.6%	0	0.0%	5,562	11.6%
Warren Pony Sports Booster Clu	Warren	1,486,509	1,241,823	244,686	92,579	37.8%	0	0	153,076	62.6%	82,500	33.7%	0	0.0%	70,576	28.8%
Warrior Coaches Association Inc	Warroad	214,974	179,358	35,616	19,475	54.7%	0	0	13,020	36.6%	8,427	23.7%	208	0.6%	4,385	12.3%
Warroad Area Community Cente	Warroad	684,684	569,378	115,307	75,778	65.7%	0	0	38,931	33.8%	21,708	18.8%	0	0.0%	17,223	14.9%
Waseca Hockey Association	Waseca	1,263,843	1,024,756	239,087	132,332	55.3%	0	0	112,271	47.0%	61,053	25.5%	0	0.0%	51,218	21.4%
Waseca Sleigh And Cutter Festi	Waseca	161,785	117,061	44,724	20,100	44.9%	(3,562)	0	11,039	24.7%	8,325	18.6%	0	0.0%	2,714	6.1%
Washburn Amateur Hockey Ass	Minneapolis	2,045,032	1,570,348	474,684	252,050	53.1%	0	0	225,493	47.5%	109,760	23.1%	0	0.0%	115,733	24.4%
Waterford Warriors Snowmobile	Northfield	692,782	577,206	115,576	67,380	58.3%	0	0	48,456	41.9%	21,887	18.9%	0	0.0%	26,569	23.0%
Watertown Lions Club	Watertown	531,729	420,567	111,161	40,717	36.6%	0	0	70,328	63.3%	59,803	53.8%	0	0.0%	10,525	9.5%
Waterville Lions Club	Waterville	959,908	764,157	195,751	112,509	57.5%	0	0	84,573	43.2%	56,411	28.8%	0	0.0%	28,162	14.4%
Watkins Lions Club	Watkins	527,540	434,276	93,263	44,557	47.8%	0	0	64,048	68.7%	53,215	57.1%	0	0.0%	10,833	11.6%
Waverly Lions Club	Waverly	366,956	273,201	93,755	47,987	51.2%	0	0	45,590	48.6%	37,926	40.5%	0	0.0%	7,664	8.2%
Wayzata Lions Club	Wayzata	1,496,186	1,269,073	227,113	164,316	72.3%	0	0	76,001	33.5%	7,485	3.3%	0	0.0%	68,516	30.2%
Wee Care Childrens Center	Bagley	1,081,368	888,626	192,742	84,416	43.8%	0	0	113,862	59.1%	72,964	37.9%	0	0.0%	40,898	21.2%
Welch Center	Duluth	596,769	497,252	99,517	66,382	66.7%	(7,154)	0	25,005	25.1%	7,000	7.0%	0	0.0%	18,005	18.1%
Welcome Fire Department Relie	Welcome	191,413	155,505	35,908	22,375	62.3%	0	0	6,308	17.6%	2,879	8.0%	0	0.0%	3,428	9.5%
Wells Lions Club	Wells	219,026	165,407	53,619	25,365	47.3%	0	0	28,257	52.7%	23,927	44.6%	0	0.0%	4,330	8.1%
West Central Snow Drifters Ass	Atwater	570,185	461,094	109,091	67,480	61.9%	0	0	36,696	33.6%	26,550	24.3%	0	0.0%	10,146	9.3%
West Central Trailblazers Snow	Morris	205,568	160,045	45,525	18,030	39.6%	0	0	29,234	64.2%	24,738	54.3%	0	0.0%	4,496	9.9%
West Concord Historical Society	West Concord	173,004	142,355	30,647	8,628	28.2%	0	0	21,100	68.8%	18,000	58.7%	0	0.0%	3,100	10.1%
West Douglas Co American Leg	Evansville	59,135	43,786	15,349	3,386	22.1%	0	0	5,526	36.0%	3,599	23.4%	0	0.0%	1,927	12.6%
West Metro Fire Rescue District	Crystal	1,727,344	1,371,887	355,457	200,233	56.3%	0	0	147,494	41.5%	65,764	18.5%	0	0.0%	81,730	23.0%
West Side Booster Club	St. Paul	1,744,236	1,490,015	254,220	170,953	67.2%	0	0	114,724	45.1%	31,469	12.4%	0	0.0%	83,255	32.7%
West St. Paul Commercial Club	West St. Paul	3,004,671	2,346,282	658,389	335,081	50.9%	0	0	275,706	41.9%	100,673	15.3%	0	0.0%	175,033	26.6%
Westbrook Area Volunteers	Westbrook	121,936	97,588	24,348	14,850	61.0%	(2,189)	0	8,704	35.7%	5,153	21.2%	0	0.0%	3,551	14.6%
Westbrook Fire Relief Assoc	Westbrook	210,866	166,810	44,056	25,610	58.1%	0	0	9,416	21.4%	5,000	11.3%	0	0.0%	4,416	10.0%
Wheaton Fire Dept Relief Assoc	Wheaton	298,943	246,535	52,408	26,978	51.5%	(38)	0	28,336	54.1%	22,788	43.5%	0	0.0%	5,548	10.6%
White Bear Avenue Business As	North St. Paul	1,262,174	1,026,091	236,083	122,037	51.7%	0	0	115,637	49.0%	56,078	23.8%	0	0.0%	59,559	25.2%
White Bear Lake Area Hockey A	White Bear Lake	857,923	701,660	156,263	110,233	70.5%	0	0	49,582	31.7%	22,498	14.4%	0	0.0%	27,084	17.3%
White Bear Lake Basketball Ass	Vadnais Heights	1,887,152	1,511,597	375,555	208,076	55.4%	0	0	169,579	45.2%	65,000	17.3%	0	0.0%	104,579	27.8%
White Bear Lake Boxing Club In	White Bear Lake	450,170	356,509	93,661	76,451	81.6%	0	0	32,086	34.3%	23,234	24.8%	0	0.0%	8,852	9.5%
White Bear Lake Lions Club	White Bear Lake	1,946,734	1,569,542	377,192	216,205	57.3%	0	0	162,618	43.1%	54,641	14.5%	0	0.0%	107,977	28.6%
Whitewater Trailblazers Snowm	St. Charles	355,506	280,382	75,124	44,229	58.9%	0	0	32,768	43.6%	27,298	36.3%	0	0.0%	5,470	7.3%
Wildlife Habitat Conservation So	Hutchinson	1,068,418	904,811	163,607	73,834	45.1%	0	0	90,882	55.5%	52,368	32.0%	0	0.0%	38,514	23.5%
Williams Firemens Relief Assoc	Williams	128,403	108,888	19,515	10,096	51.7%	0	0	7,671	39.3%	5,000	25.6%	0	0.0%	2,671	13.7%
Willow River Commercial Club	Willow River	406,873	339,789	67,084	28,895	43.1%	0	0	30,676	45.7%	23,190	34.6%	0	0.0%	7,486	11.2%

FY07 Minnesota Gambling Control Board

Organization	City	Gross Receipts	Prizes	Net Receipts	ALLOWABLE EXPENSES			Capital Asset Improvements	LAWFUL PURPOSE EXPENDITURES							
					Total	%	Reimb		TOTAL	%	Charitable	%	Other	%	Tax/Fee	%
Wilmont Lions Club	Wilmont	145,195	116,163	29,032	15,468	53.3%	0	0	16,347	56.3%	13,749	47.4%	0	0.0%	2,598	8.9%
Winsted Firemen Relief Assoc	Winsted	907,623	753,456	154,167	83,258	54.0%	0	0	69,204	44.9%	40,932	26.6%	0	0.0%	28,272	18.3%
Winthrop Honor Guard	Winthrop	713,540	562,835	150,705	82,365	54.7%	0	0	45,924	30.5%	12,475	8.3%	10,345	6.9%	23,104	15.3%
Wolf Lake Lions Club	Wolf Lake	780,467	636,125	144,342	78,677	54.5%	0	0	79,119	54.8%	57,535	39.9%	0	0.0%	21,584	15.0%
Wolf Lake Wolf Pack Baseball Ir	Wolf Lake	1,115,775	917,244	198,531	106,434	53.6%	0	0	88,666	44.7%	47,863	24.1%	0	0.0%	40,803	20.6%
Wood City Riders Snowmobile C	Cloquet	636,800	534,900	101,900	47,259	46.4%	0	0	45,449	44.6%	27,900	27.4%	0	0.0%	17,549	17.2%
Woodbury Athletic Assoc	Woodbury	2,215,358	1,814,707	400,651	218,772	54.6%	0	0	174,977	43.7%	55,000	13.7%	0	0.0%	119,977	29.9%
Worthington Hockey Assoc	Worthington	182,283	129,973	52,310	16,397	31.3%	0	3,120	31,835	60.9%	27,460	52.5%	0	0.0%	4,375	8.4%
Worthington Optimist Club	Worthington	576,105	471,912	104,193	59,215	56.8%	0	0	44,445	42.7%	31,433	30.2%	0	0.0%	13,012	12.5%
Wright Fire Dept Relief Associat	Wright	84,342	70,795	13,547	6,130	45.2%	0	0	1,755	13.0%	0	0.0%	0	0.0%	1,755	13.0%
Youth Association Hockey Inc	St. Paul	465,787	349,530	116,257	89,477	77.0%	0	0	19,871	17.1%	3,827	3.3%	0	0.0%	16,044	13.8%
Zimmerman Fire Dept Relief Ass	Zimmerman	962,502	790,950	171,552	107,337	62.6%	0	(285)	69,530	40.5%	41,957	24.5%	0	0.0%	27,573	16.1%
Zumbro Falls Fire Dept Relief A	Zumbro Falls	147,223	115,545	31,678	23,095	72.9%	(18)	0	8,618	27.2%	5,176	16.3%	0	0.0%	3,442	10.9%
Zumbrota Vol Fire Dept Relief A	Zumbrota	350,225	274,750	75,475	43,443	57.6%	0	0	32,888	43.6%	25,400	33.7%	0	0.0%	7,488	9.9%

FY2007 Lawful (Charitable) Gambling Report to Legislature - Organizations not responding or late

Organization	City	Gross Receipts	Prizes	Net Receipts	Allowable Exp	Excess Exp Reimb	Capital Assets Improvements	Lawful Purpose Total	Lawful Purpose Charitable	Lawful Purpose Other	Lawful Purpose Taxes / Fees					
American Legion Post 453	Watkins	41,919	32,221	9,698	4,051	41.8%	0	0	12.0%	0	0.0%	0	0.0%	0.0%		
American Legion Post 641 Pla	Plato	558,373	456,381	101,992	45,730	44.8%	0	0	51,726	50.7%	45,924	45.0%	0	0.0%	10,425	10.2%
Burnsville Hockey Club	Burnsville	1,155,317	940,492	214,825	165,055	76.8%	0	0	25.2%	0	0.0%	0	0.0%	0.0%		
Como Area Youth Hockey	St. Paul	907,174	728,455	178,719	98,559	55.1%	0	0	77,549	43.4%	47,391	26.5%	0	0.0%	30,157	16.9%
Farmington Youth Hockey Ass	Farmington	1,642,508	1,402,666	239,842	126,527	52.8%	0	0	36.2%	0	0.0%	0	0.0%	0.0%		
Hopkins Raspberry Assoc	Hopkins	2,671,478	2,183,048	488,431	261,021	53.4%	0	0	32.6%	0	0.0%	0	0.0%	0.0%		
Lake Park Vol Fire Dept	Lake Park	712,899	601,853	111,046	52,698	47.5%	0	0	16.7%	0	0.0%	0	0.0%	0.0%		
Lester Prairie Lions Club	Lester Prairie	49,301	41,301	8,000	5,625	70.3%	0	0	12.2%	0	0.0%	0	0.0%	0.0%		
Litchfield Baseball Assoc	Litchfield	28,343	20,471	7,872	5,154	65.5%	0	0	15.6%	0	0.0%	0	0.0%	0.0%		
Motley Fire Dept Relief Assoc	Motley	1,005,882	847,477	158,405	69,669	44.0%	0	0	53,696	33.9%	23,200	14.6%	0	0.0%	35,462	22.4%
Voyageur Trail Society	Crane Lake	878,106	715,137	162,969	99,169	60.9%	0	0	50,652	31.1%	22,500	13.8%	0	0.0%	26,394	16.2%